



Volkswagen Settlement Level 2 Rebate Program Webinar

December 2020

Steven Rice, Environmental Specialist, NC Division of Air Quality

Department of Environmental Quality



**Links in this presentation are only active when used
in presentation mode.**



What to Expect Today

- Overview of Level 2 Rebate program and application process
- When/how to submit your application
- What happens to your application once it is submitted
- Where to find answers after this workshop
- Question and answers

This is not a public forum for comments on implementation of the VW Settlement



NCDEQ VW Application Instructions

**The Level 2 Request for Proposal (RFP) was released
November 17, 2020**

Level 2 Rebate Program

Applications open: January 25, 2021 12:00 AM ET

**Applications accepted and approved on a first-come,
first-served basis until funds are exhausted.**



Level 2 Rebate Program

This is a reimbursement program.

Applicants are limited to \$25,000 in approved rebate vouchers at any time.

Rebate vouchers expire 180 days after issuance. No extensions will be granted.



Level 2 Rebate Program

Eligible applicants include:

- Government organizations
- Non-government organizations
- Workplaces
- Multi-unit family dwellings

Specific details can be found in the [ZEV Level 2 RFP](#).



Level 2 Rebate Amounts

Project Type	Accessible to General Public	Networked?	Maximum Rebate per Charging Port	Or (whichever is less)	Maximum % of Total Project Costs
Government Owned Property	Yes	Yes	\$5,000	or	100%
Government Owned Property	No	Yes	\$4,000	or	80%
Non-Government Owned Property	Yes	Yes	\$4,000	or	80%
Non-Government Owned Property	No	Yes	\$3,000	or	60%
Workplace or Multi-Unit Dwelling	Yes	Yes	\$4,000	or	80%
Workplace or Multi-Unit Dwelling	No	Yes	\$3,000	or	60%

Level 2 Rebate Program

- Required Grant Management System (GMS) registration forms:
 - DAQ GMS Access Authorization Form
 - State of North Carolina Substitute W-9 Form
- Download GMS registration forms at <https://deq.nc.gov/volkswagen-settlement/level-2>.
- Grant Management System registration forms should be submitted prior to:

January 20, 2021 by 5:00 PM ET

- Please Email all registration forms to:
svc.NCVWApplication@ncdenr.gov
- Please Email questions to:
daq.NC_VWGrants@ncdenr.gov



Registering for a NCID

- To request access to the DAQ Grants Management System, you will need an NCID to complete the access request form.
- Setting up an NCID:
<https://ncid.nc.gov>
- Instructions are found here:
[How-to-Create-a-NC-ID.pdf](#)

NCID
NCID

lahewitt



.....

NCID Login

Forgot Username
Forgot Password
Unlock Account

Need Help? Register!

Privacy and Other Policies Contact Us

 **WARNING:** This is a government computer system, which may be accessed and used only for authorized business by authorized personnel. Unauthorized access or use of this computer system may subject violators to criminal, civil and/or administrative action. 

IMPORTANT NCID INFORMATION

- If you already have an individual or government NCID there is no need to create a new NCID.
- If you are a current user of the NCDOT Grants system (Powell Bill, Governor Highway Safety Program (GHSP), Public Transportation Division (PTD), etc.) use your username on the Access Authorization Form.
- Once you have completed requesting a NCID, you will receive an email from New NCID User Registration ncid.notifications@nc.gov.

You MUST click the link in the email and follow the instructions to complete the registration of your NCID before submitting the Access Authorization Form.



DAQ Access Authorization Form

Division of Air Quality Grant Management System

Access Authorization Form

Please complete the USER ID Information section below. Each organization is allowed up to 3 authorized users. A separate form is required for each user. Once completed, scan, attach and email to the DAQ GMS Security Coordinator at svc.NCVWApplication@ncdenr.gov. Once the authorization is processed, you will receive an email from NCDOT IT SAP Support Services. Please complete form using Adobe Reader™ when possible.

Users need an NCID account to access the grant management system (GMS) to submit grant applications and supporting information. If you do not have a NCID account visit the NCID New User Registration form at <https://ncid.nc.gov/idmdash/>. Please note, it may take a few days for your NCID to be registered.

User & NCID Account Information

NCID Username: _____ *If you are a Current User of the NCDOT GRANTS system (Powell Bill, GHSP, PTD, etc.) enter your username.*

First: _____ Last: _____

Organization Name : _____

Organization Address: _____

City, State, Zip: _____

Telephone: _____

Title: _____ Email: _____

Role to be Assigned – Applicant (Z:GM_DAQ_SR_APPLICATION)



THIRD PARTY ACCESS AUTHORIZATION FORMS

In cases where an applicant has a third-party submitting applications on their behalf, the following procedures must be followed:

- The applicant must provide in writing (email is sufficient) that they are authorizing the third-party to submit applications and other information on their behalf.**
- The third-party will need to obtain their own NCID and submit an Access Authorization Form with the applicant's organization address information and the third-party's phone number and email address. The third-party's Title should be listed as Contractor on the form.**



THIRD PARTY ACCESS AUTHORIZATION Example

User & NCID Account Information

NCID Username: jpdoe3 *If you are a Current User of the NCDOT GRANTS system (Powell Bill, GHSP, PTD, etc.) enter your username.*

First: John Last: Doe

Organization Name : Main Street Coffee

Organization Address: 1 Main St.


City, State, Zip: Raleigh, NC 27603

Telephone: 919-999-9999

Title: Contractor Email: John.Doe@gmail.com

Role to be Assigned – Applicant (Z:GM_DAQ_SR_APPLICATION)

State of North Carolina Substitute W-9 Form

REV 01/2019		STATE OF NORTH CAROLINA SUBSTITUTE W-9 FORM Request for Taxpayer Identification Number		
NC Office of the State Controller (IRS Form W-9 will not be accepted in lieu of this form) *Denotes a Required Field				
Taxpayer Identification	*1. <input type="checkbox"/> Social Security Number (SSN), OR <input type="checkbox"/> Employer Identification Number (EIN), OR <input type="checkbox"/> Individual Taxpayer Identification Number (ITIN) *2.		Please select the appropriate Taxpayer Identification Number (EIN, SSN, or ITIN) type and enter your 9-digit ID number. The U.S. Taxpayer Identification Number is being requested per U.S. Tax Law. Failure to provide this information in a timely manner could prevent or delay payment to you or require The State of NC to withhold 24% for backup withholding tax.	
	(PRESS THE TAB KEY TO ENTER EACH NUMBER)			
	*4. Legal Name (as shown on your income tax return):		3. Dunn & Bradstreet Universal Numbering System (DUNS) (see instructions)	
	5. Business Name/DBA/Disregarded Entity Name, if different from Legal Name:		(PRESS THE TAB KEY TO ENTER EACH NUMBER)	
	Contact Information			
	*6. Legal Address (DO NOT TYPE OR WRITE IN THIS FIELD)		7. Remittance Address (Location specifically used for payment that is different from Legal Address, if applicable)	
*Address Line 1:		Address Line 1:		
Address Line 2:		Address Line 2:		
*City	*State	*Zip (9 digit)	City State Zip (9 digit)	
*County		County		



IMPORTANT GMS INFORMATION

- **An organization is allowed up to three authorized users.**
- **If you are a current user of the NCDOT Grants system (Powell Bill, Governor Highway Safety Program (GHSP), Public Transportation Division (PTD), etc.) use your username on the Access Authorization Form.**
- **Once your GMS registration is complete, you will receive a “WELCOME TO THE DAQ ENTERPRISE BUSINESS SYSTEM” email from Service Account – SAP Acct.**
- **Step-by-step tutorials are available in the Grants Management System.**



2020 Level 2 Charge Program

- Before beginning the application, please make sure you have the following information available.
- The application checklist can be found here: [Checklist](#)

General Application Requirements

- _____ NCID
- _____ Completed and submitted DAQ GMS Access Authorization Form (new GMS users only)
- _____ Completed and submitted State of NC Substitute W9 Form (new GMS users only)
- _____ Applicant/All Project Affiliates/Organization Contact Information
- _____ Project Information
- _____ Organization Federal Tax ID
- _____ Charitable Solicitation License from NC Dept. of Secretary of State (nonprofits only)*

Level 2 ZEV Infrastructure Charging Program

- _____ GPS coordinates of Charging Station Location
- _____ Charging Equipment Information (# of ports, spaces, model, manuf., etc.)
- _____ Itemized Materials/Services/Labor quote*
- _____ Any other additional supporting documentation*
- _____ Homeowner's Association rules, regulation, or by-laws allowing use of EV charging station by all residents in complex (Multi-family dwelling (MUD) applicants only)*
- _____ Completed [NCDAQ-EV-Level-2-Rebate-Funding-Calculation-Form](#) spreadsheet.*

*Items must be uploaded to DAQ Grants Management System as an attachment with application.



What is a complete application?

- **A complete application includes the following attachments:**
 - **Charitable Solicitation License (nonprofits only)**
 - **Itemized materials/services/labor quote**
 - **Homeowner's Association rules, regulation, or by-laws (Multi-family dwelling applications only)**
 - **Completed NCDAQ-EV-Level-2-Rebate-Funding-Calculation-Form spreadsheet**

Attachments must be uploaded to the DAQ Grants Management System with your application.



Level 2 Rebate Program – Eligible Expenditures

- Level 2 charging station infrastructure
- Conduit, cable/wiring, electrical service box disconnect addition
- Concrete or asphalt replacement
- Paint stripping and stenciling of the station parking spaces
- Signage
- Bollards
- Permit costs
- Labor for installation (electrical and trenching)
- Shipping of equipment
- Networking charges (minimum of five years, paid in advance prior to voucher redemption)
- EVSE maintenance contracts (minimum of five years, paid in advance prior to voucher redemption)

For more details, refer to the [NC Phase 1 ZEV Level 2 RFP](#).



Tips and Things to Know

- **An awardee must not sign any agreements with vendors until a Level 2 Agreement between the awardee and NCDEQ is signed.**
- **Budget information should be as accurate as possible.**
- **Projects may be partially funded based on available funds.**
- **All applications must be entered and submitted via the DAQ Grants Management System.**



Reporting Requirements

- **Quarterly Reporting Requirement**
 - Quarterly reports on the status of the project are to be uploaded to the Grants Management System until the final project report is submitted.
- **Annual Charging Station Utilization Reporting Requirements**
 - Annual EVSE usage data is given to NCDEQ for the previous 12 months on January 30th of each consecutive year for a five-year period after installation of the charging station(s).
- **Final Project Report**
 - A final project report with a narrative summary of the project and photographic evidence of installation.



DAQ Site Visits

- **DAQ Staff will perform site visits at all stations to verify installation and operation of the charging station prior to approval of any voucher claim.**
- **DAQ staff must be granted access to the charging site.**

In Closing



Level 2 Rebate Program

- Level 2 Rebate applications can be submitted via the DAQ GMS starting on :
January 25, 2021 by 12:00 AM ET
- GMS Access Authorization Forms are recommended to be submitted prior to January 20, 2021.
- Please Email all GMS Access Authorization Forms to:
svc.NCVWApplication@ncdenr.gov
- We will not accept paper, faxed or scanned applications. All applications must be entered and submitted via the DAQ Grants Management System.



Level 2 Rebate Program

This is a reimbursement program.

Applicants are limited to \$25,000 in approved rebate vouchers at any time.

Rebate vouchers expire 180 days after issuance. No extensions will be granted.



Level 2 Rebate Program Timeline

- **Release of RFP** **November 17, 2020**
- **Applicant webinar** **December 11, 2020**
- **GMS Applications open** **January 25, 2021**
- **Proposal application evaluations** **Weekly as submitted**
- **Rebate recipients announced** **As awarded**



Where to get more information after today?

Level 2 RFP - Frequently Asked Questions

<https://deq.nc.gov/VWSettlement>

E-mail questions to: daq.NC_VWGrants@ncdenr.gov



Additional Resources

- **Additional resource contact information is available on our webpage for:**
 - **Centralina Clean Cities Coalition**
 - **Forsyth County Office of Environmental Assistance & Protection**
 - **Land of Sky Regional Council**
 - **Mecklenburg County Air Quality Agency**
 - **NCSU Clean Energy Technology Center**
 - **Piedmont Triad Regional Council**
 - **PlugIn NC**
 - **Sustainable Sandhills**
 - **Triangle J Council of Governments (TJ COG)**
 - **Western NC Regional Air Quality Agency**



DEQ Technical Contacts

- **ZEV Level 2 Infrastructure Program**
 - Steven Rice, 919-715-7220
 - Steven.Rice@ncdenr.gov
- **ZEV DC Fast Infrastructure Program**
 - Dave Willis, 919-733-1482
 - Dave.Willis@ncdenr.gov
- **VW Mitigation Plan**
 - Brian Phillips, 919-707-8426
 - Brian.Phillips@ncdenr.gov
- **VW Outreach**
 - Robin Barrows, 919-707-8445
 - Robin.Barrows@ncdenr.gov



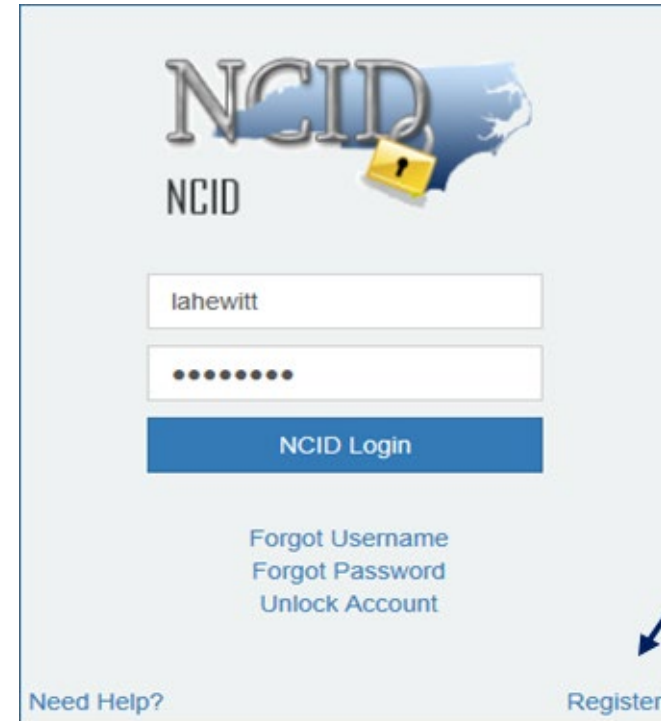
Phase 2

- The Phase 2 planning and stakeholder process will begin once Phase 1 contracts for the Diesel Bus & Vehicle and DC Fast Programs are in place.
- When the Phase 2 stakeholder process starts notifications will be posted to our webpage and sent to subscribers of the NC VW email distribution list.
- To sign up for the NC VW email distribution list, send an email to daq.NC_VWGrants@ncdenr.gov with “Subscribe” in the subject line.



Registering for a NCID

- To request access to the DAQ Grants Management System, you will need an NCID to complete the access request form.
- Setting up an NCID: <https://ncid.nc.gov>
- Instructions are found here: [How-to-Create-a-NC-ID.pdf](#)



[Privacy and Other Policies](#)

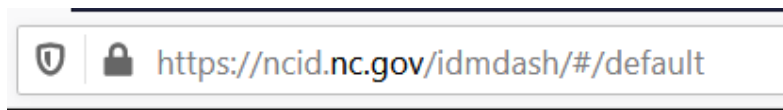
[Contact Us](#)



WARNING: This is a government computer system, which may be accessed and used only for authorized business by authorized personnel. Unauthorized access or use of this computer system may subject violators to criminal, civil and/or administrative action.



Registering for a NCID cont.



NCID Tips

The login form features the NCID logo at the top, which includes a map of North Carolina and a yellow padlock icon. Below the logo are two input fields: 'Username' and 'Password'. A blue 'NCID Login' button is positioned below the password field. Underneath the button are three links: 'Forgot Username', 'Forgot Password', and 'Unlock Account'. At the bottom left of the form is a 'Need Help?' link, and at the bottom right is a yellow 'Register!' button.

[Privacy and Other Policies](#)

[Contact Us](#)



WARNING: This is a government computer system, which may be accessed and used only for authorized business by authorized personnel. Unauthorized access or use of this computer system may subject violators to criminal, civil and/or administrative action.



NCC742



Registering for a NCID cont.



North Carolina Identity Management

New User Registration



Please indicate your user type from one of the following categories:

- | | |
|---------------------------|---|
| Individual | Request access to the State of North Carolina services as an individual or citizen. |
| Business | Request access to the State of North Carolina services on the behalf of a business. |
| State Employee | Currently employed or assigned to work for an agency within the State of North Carolina government. |
| Local Government Employee | Currently employed or assigned to work for a North Carolina county or municipality. |

This system is the property of the State of North Carolina and is for authorized use only. Unauthorized access is a violation of federal and state law. All software, data transactions, and electronic communications are subject to monitoring.



[Privacy and Other Policies](#)

[Contact Us](#)



Registering for a NCID cont.

To create your account, NCID will email you a code. You will need this code once you complete the form below and click the "Continue" button.

Desired Username*

TespestasFugit

Prefix (Optional)

Mr.

First Name*

Dave

Middle Initial (Optional)

Last Name*

Willis

Suffix (Optional)

Email Address*

Confirm Email Address*

Mobile Number (Recommended)

919

New Password*

- Password is case sensitive.
- Must be at least 8 characters long.
- Must not include part of your name or user name.
- Must not include a common word or commonly used sequence of characters.
- Can be changed no more often than once every 3 days.
- Must have at least 4 of the 5 character types below:
 - Uppercase (A-Z)
 - Lowercase (a-z)
 - Number (0-9)
 - Symbol (!, #, \$, etc.)
 - Other language characters not listed above
- New password may not have been used previously.

.....

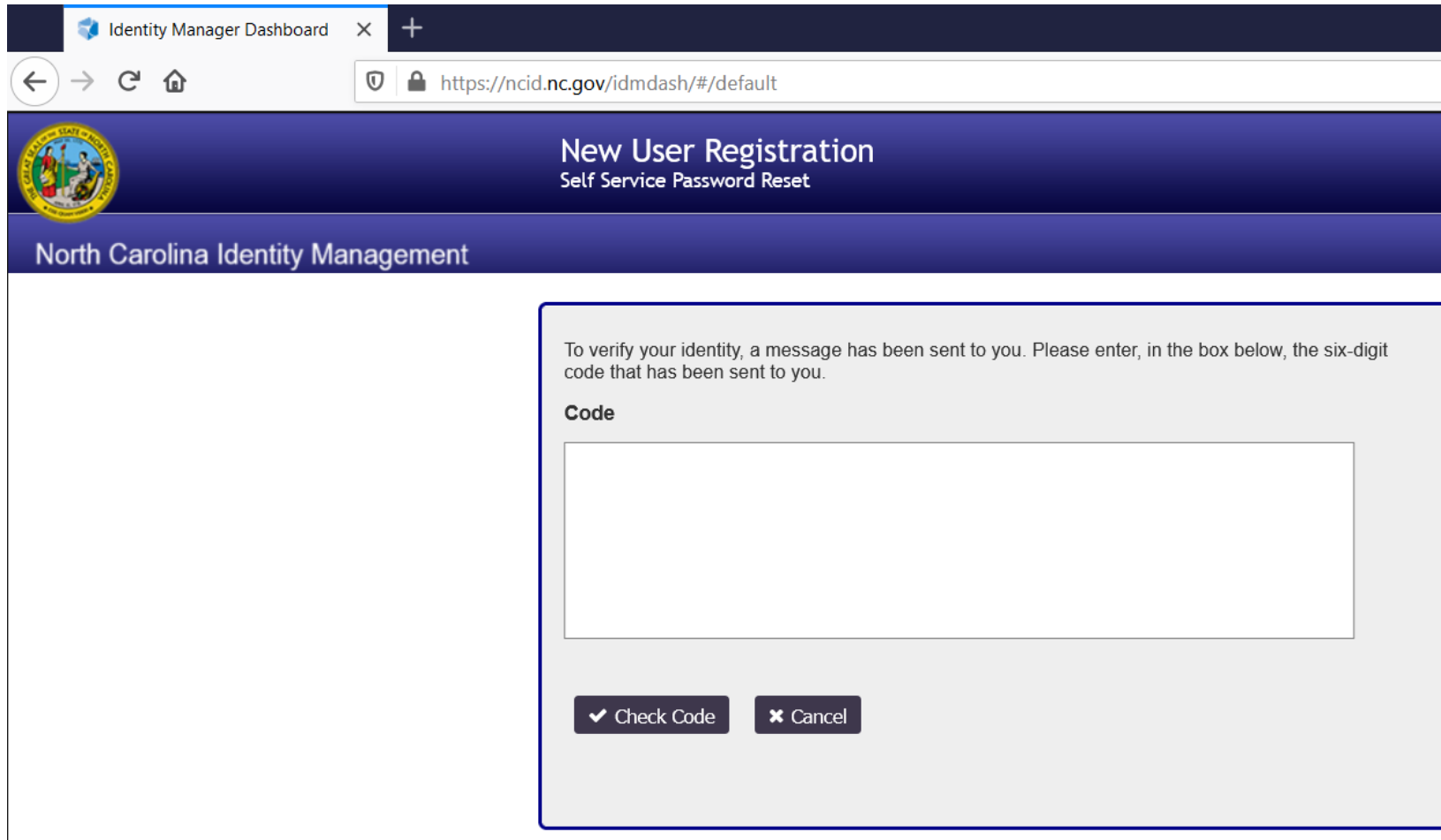
Strength: Strong

.....

▶ Continue

✕ Cancel

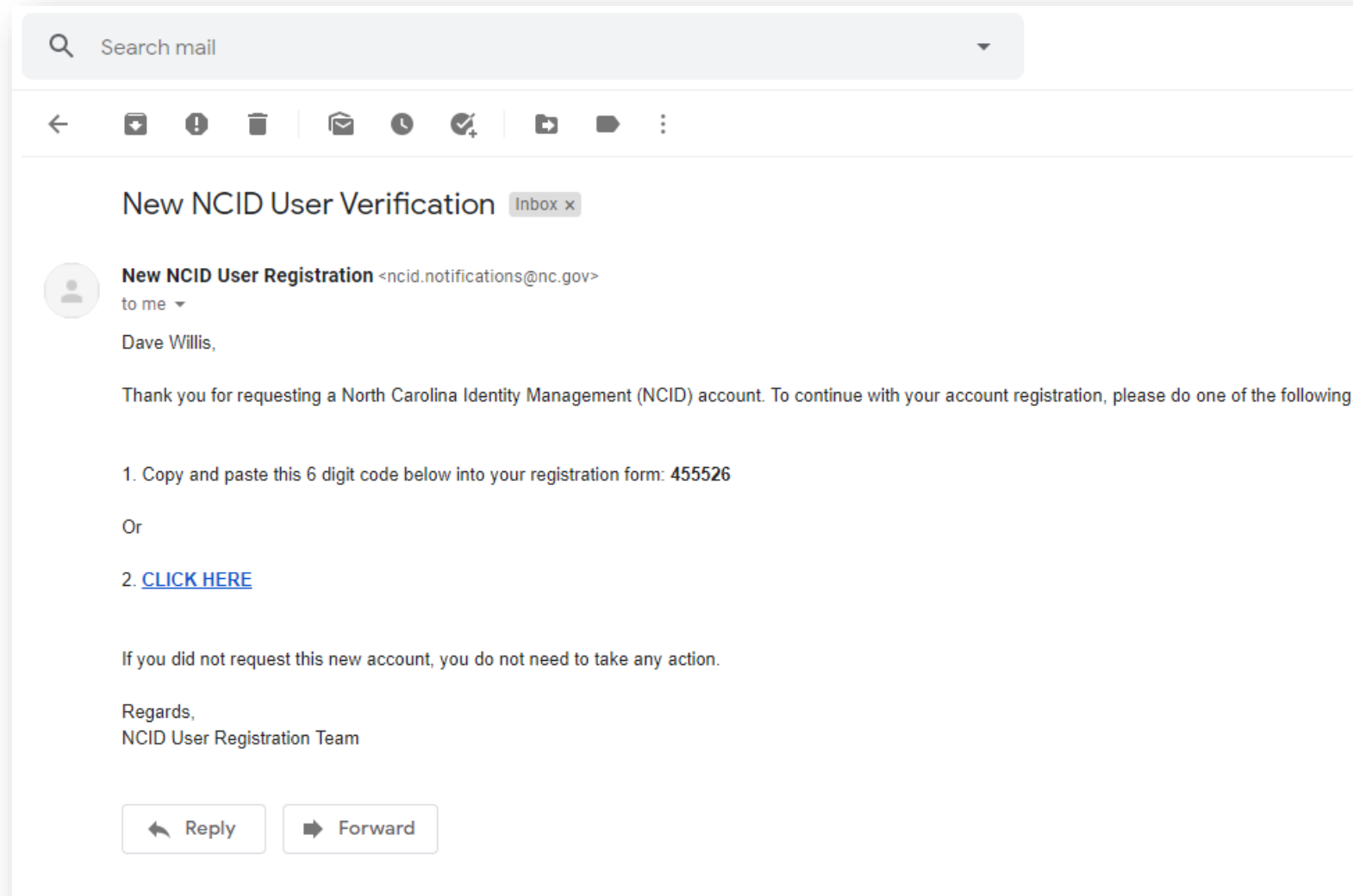
Registering for a NCID cont.



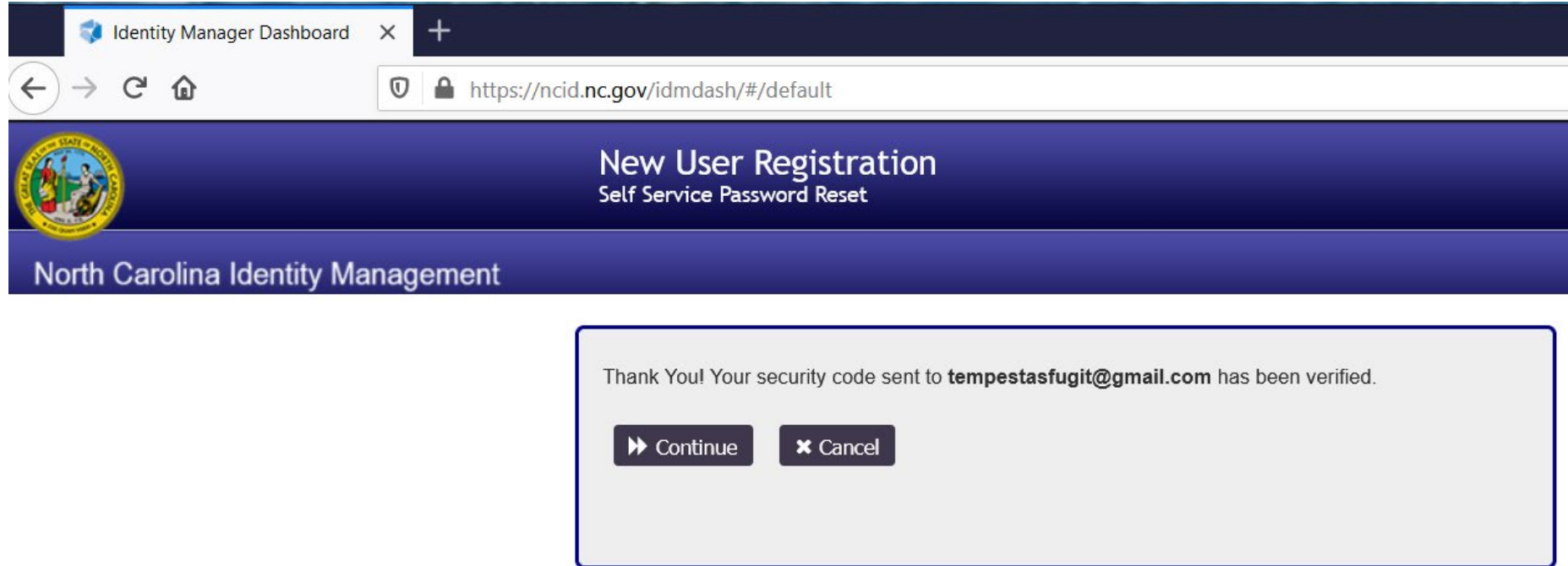
The screenshot shows a web browser window with the following elements:

- Browser tab: Identity Manager Dashboard
- Address bar: <https://ncid.nc.gov/idmdash/#/default>
- Page header: North Carolina Identity Management
- Page title: New User Registration
Self Service Password Reset
- Text: To verify your identity, a message has been sent to you. Please enter, in the box below, the six-digit code that has been sent to you.
- Form label: Code
- Form: A large empty text input box for entering the verification code.
- Buttons: Check Code (with a checkmark icon) and Cancel (with an 'x' icon).

Registering for a NCID cont.



Registering for a NCID cont.



The screenshot shows a web browser window with the following elements:

- Browser Tab:** Identity Manager Dashboard
- Address Bar:** <https://ncid.nc.gov/idmdash/#/default>
- Page Header:** North Carolina Identity Management
- Page Title:** New User Registration
Self Service Password Reset
- Confirmation Message:** Thank You! Your security code sent to **tempestasfugit@gmail.com** has been verified.
- Buttons:** Continue, Cancel

Registering for a NCID cont.

IMPORTANT: DO NOT CLOSE YOUR BROWSER BEFORE COMPLETING REMAINING STEPS

Your new NCID account has been created. Please click on the continue button to complete the security questions and answers to activate your account. You will be redirected to the NCID login page (<https://ncidsspr.nc.gov>).

1. You will need to login with your new NCID account name and password
2. Select 5 different security questions and answers
3. Click on the "Save Answers" button to save your security questions and answers
4. You will be able to review the questions selected. You can change them or select "No Change"
5. At this point your account is active and you are logged out of NCID.

▶▶ Continue

Registering for a NCID cont.

If you forget your password or lock your account, you can access your account by answering your security questions.

Please choose your questions and answers that can be used to verify your identity in case you forget your password or lock your account. Because the answers to these questions can be used to access your account, be sure to supply answers that are not easy for others to guess or discover.

Please type your security answers

— Please select a question item from the list —

▶

— Please select a question item from the list —

▶

— Please select a question item from the list —

▶

— Please select a question item from the list —

▶

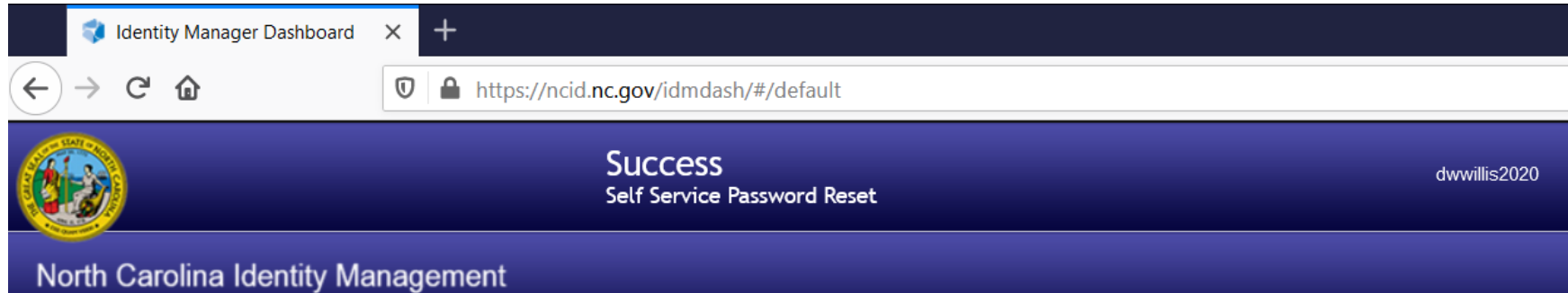
— Please select a question item from the list —

▶

▶ Save Answers



Registering for a NCID cont.

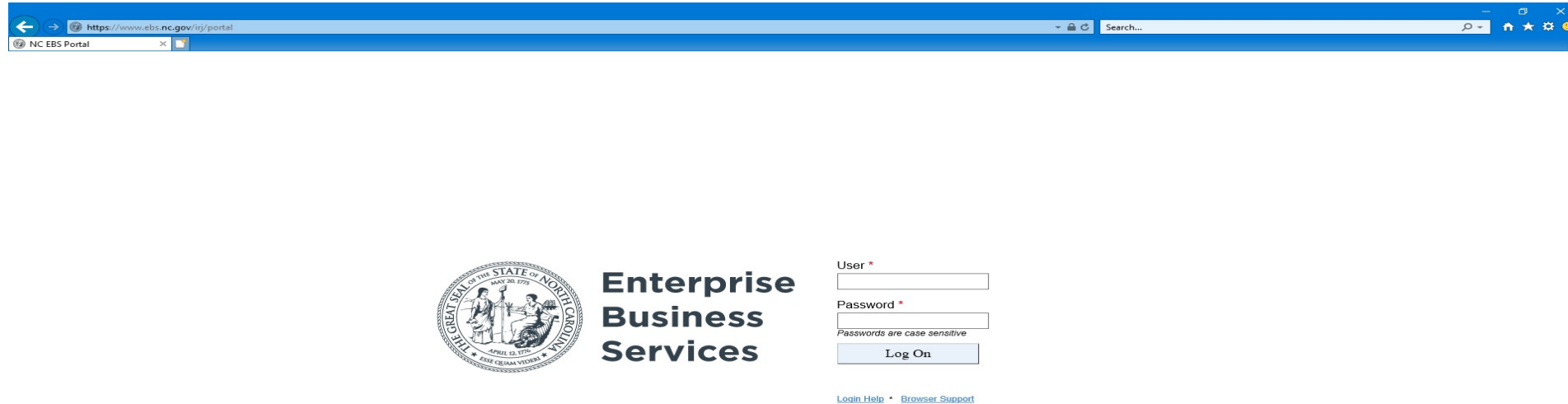


Thank you. Your security questions and answers have been successfully saved. If you ever forget your password or lock your account, you can reset your password or unlock your account by answering your security questions.

▶▶ Continue

DAQ Grants Management System Demo

<https://www.ebs.nc.gov/irj/portal>



The screenshot shows a web browser window with the address bar displaying <https://www.ebs.nc.gov/irj/portal>. The page content includes the North Carolina seal on the left, the text "Enterprise Business Services" in the center, and a login form on the right. The login form has two input fields: "User *" and "Password *". Below the password field is the text "Passwords are case sensitive" and a "Log On" button. At the bottom of the form are links for "Login Help" and "Browser Support".

A sample application can be found on our [Level 2 program webpage](#).



