




(EXISTING)

Program _____

County _____

Year 	2019												
Months 	JAN	FEB	MAR	APR	MAY	JUN	JUL	AUG	SEP	OCT	NOV	DEC	TOTALS
New Sedimentation Control Plans Received													0
Sedimentation Plan Reviews (or Re-Reviews)													0
Sedimentation Plans Approved													0
Sedimentation Plans Disapproved													0
Total Disturbed Acres Permitted													0
Sedimentation Inspection Reports													0
Notices of Violations													0
Cases Referred for Enforcement													0
Stop Work Orders Issued/Building Permit Suspension													0
Construction Stormwater Permits (NCG01) Issued													0
Total Number of Active Projects*													
Total Number of Active Projects* covered under NCG01													

*Active Projects may include inactive or idle projects with open permits.

Definition	Months 
Number of E&SC plans your office received for projects that meet or exceed your program's disturbance threshold for the requirement of a plan that month. Do not include grading permits or single lot development forms.	New Sedimentation Control Plans Received
Number of E&SC plans that that you have reviewed including resubmittals that month. Do not include grading permits or single lot development forms.	Sedimentation Plan Reviews (or Re-Reviews)
Number of E&SC plans approved that month. Do not include grading permits or single lot development forms.	Sedimentation Plans Approved
Number of E&SC plans that were disapproved that month. Do not include grading permits or single lot development forms.	Sedimentation Plans Disapproved
Sum of the disturbed acres for all E&SC plans that were approved that month. Do not include disturbance amounts from projects with only a grading permit or a single lot development form.	Disturbed Acres Permitted
Number of inspection reports completed for sites with approved E&SC plans that month. Do not include inspections of sites with only a grading permit or a single lot development form.	Sedimentation Inspection Reports
Number of NOVs issued to projects that month	Notices of Violations
Number of CPAs issued to projects that month	Cases Referred for Enforcement
Number of Stop Work Orders/Building Permit Holds or Suspensions issued to projects with approved E&SC plans that month	Stop Work Orders Issued/Building Permit Suspension
Number of projects subject to NCG01 permit requirements (would need to include those disturbing equal to or greater than 1 ac and those within a common plan of development)	Projects that Qualify for NCG01 Permit
Number of projects with an approved E&SC plan that are listed as "open" or that have not been closed. Do not include projects that have sites with only a grading permit or single lot development form.	Total Number of Open Projects
Total acreage for all open projects that have an approved erosion control plan.	Total Approved Acres Open (New)
Number of inspections conducted due to any complaint.	Complaint-Driven Inspections (New)
Number of projects open, or that have not been closed, that received an inspection in the month. Each project or site should be counted only once. Do not include projects that have sites with only a grading permit or single lot development form.	Number of Open Projects that Received an Inspection (New)
Number of full-time equivalent staff that contribute time towards the program.	Full-Time Equivalent Staff (New)