

Annual Report  
to the North Carolina  
General Assembly



Division of Waste Management  
Division of Environmental Assistance & Customer Service

April 15, 2025

N.C. Department of Environmental Quality

Division of Waste Management

Division of Environmental Assistance & Customer Service

<https://deq.nc.gov/>

Pursuant to G.S. 130A-309.06(c)

Josh Stein, Governor

Reid Wilson, Secretary

N.C. Department of Environmental Quality

Michael E. Scott, Director

Division of Waste Management

Jamie Ragan, Director

Division of Environmental Assistance & Customer Service

DEQ

1646 Mail Service Center  
Raleigh, NC 27699-1646  
(919) 707-8200

## Executive Summary:

In accordance with General Statute 130A-309.06(c), the N.C. Department of Environmental Quality's (DEQ) Division of Waste Management (DWM) and Division of Environment Assistance and Customer Service (DEACS) shall provide a report on the status of solid waste management efforts in the State. Session Laws (S.L.) 2017-10, s. 4.14.(a), 2020-78, s. 7.2.(b), and 2023-58, s. 2.(b) added additional programs to the report.

This report is to include:

- An analysis of solid waste generation and disposal.
- Total amounts of waste recycled and disposed during the previous calendar year.
- An evaluation of the development and implementation of local solid waste management programs and county and municipal recycling programs.
- A look at the successes of each county in meeting municipal solid waste reduction goals
- Recommendations concerning existing and potential programs for solid waste reduction and recycling that would be appropriate for units of local government and State agencies.
- Evaluation of the recycling industry, the markets for recycled materials, the recycling of polystyrene, and the success of State, local, and private industry efforts to enhance the markets for these materials.
- Recommendations to the Governor and the Environmental Review Commission to improve the management and recycling of solid waste in the State.
- A description of the review and revision of bid procedures and the purchase and use of reusable, refillable, repairable, more durable, and less toxic supplies and products by both the Department of Administration and the Department of Transportation.
- Review of North Carolina Scrap Tire Disposal Act implementation.
- A description of the management of white goods in the State.
- A summary of the report by the Department of Transportation on the amounts and types of recycled materials that were specified or used in contracts that were entered into by the Department of Transportation during the previous fiscal year.
- A description of the activities related to the management of abandoned manufactured homes in the State.
- A report on the recycling of discarded computer equipment and televisions.
- An evaluation of the Brownfields Property Reuse Act.
- A report on the Inactive Hazardous Waste Response Act.
- A report on the Dry-Cleaning Solvent Cleanup Act.
- A report on the implementation and cost of the hazardous waste management program.
- A report on the use of funds for Superfund cleanups and inactive hazardous site cleanups.
- A report on the decommissioning of utility-scale solar projects.

These requirements are fulfilled in the following report.

# Table of Contents

<b>Chapter I: Brownfields</b> .....	<b>11</b>
A. Executive Summary .....	11
B. Program Output.....	11
C. Program Background .....	11
D. Program Status .....	12
E. Program Inventory.....	13
1. Recorded Brownfields Agreements .....	13
2. Active Eligible Projects .....	13
F. Improving Effectiveness.....	13
1. Leveraging Resources into Private Sector Investment .....	13
2. New Data Management System Launched.....	13
G. Outreach to Local Governments .....	14
H. Meeting Technical Challenges in Vapor Intrusion .....	14
I. Evolution of Future Work .....	15
J. Fund Status.....	15
K. Further Information.....	16
<b>Chapter II: Dry-Cleaning Solvent Cleanup Act</b> .....	<b>17</b>
A. Executive Summary .....	17
B. Program Activity .....	17
1. Assessing Health Risk at Sites and Conducting Site Cleanups .....	18
2. Sites in the Program.....	18
3. Site Prioritization System .....	21
4. Vapor Intrusion .....	21
5. Investigation of Potential New Sites.....	21
6. Identified Contamination Sites .....	22
7. DSCA Contracts .....	22
8. Customer Service Initiatives.....	22
C. Facility Compliance .....	23
1. Educational Assistance Visits.....	23
2. Inspections and Enforcement.....	23
3. Additional Compliance Outreach .....	24
D. Program Financial Status and Projections .....	25
1. Fund Receipts and Disbursements.....	25
2. Estimated Future Assessment and Remediation Expenditures .....	26
E. DSCA Administrative Costs .....	28
F. Actions to Ensure Fund Solvency .....	28



G. Program Challenges .....	29
<b>Chapter III: Hazardous Waste Program.....</b>	<b>30</b>
A. Executive Summary .....	30
B. Hazardous Waste Management Program .....	30
1. Hazardous Waste Generation, Management, and Remediation.....	30
2. Compliance and Enforcement.....	33
3. Information Management .....	33
4. Hazardous Waste Program Development .....	33
5. Hazardous Waste Reduction Initiatives .....	34
6. Cost of Hazardous Waste Management Program .....	34
C. Resident Inspector Program .....	34
1. Executive Summary .....	34
2. Program Description .....	35
3. Program Funding .....	35
4. Program Results .....	35
D. Mercury Switch Removal Program .....	36
1. Executive Summary .....	36
2. Program Description .....	37
3. Program Funding .....	37
4. Program Results .....	38
<b>Chapter IV: Inactive Hazardous Sites .....</b>	<b>40</b>
A. Executive Summary .....	40
B. The Inactive Hazardous Sites Program .....	42
1. The Inactive Hazardous Waste Sites Inventory and Priority List.....	42
2. Sites Using the Inactive Hazardous Sites Cleanup Fund .....	45
3. Responsible Party Voluntary Site Remedial Action.....	47
4. Imminent Hazard Sites.....	54
C. Pre-Regulatory Landfills .....	64
D. Federal National Priorities List Sites Requiring a State Cost Share.....	68
1. Establishment of a Federal and State Superfund Program .....	68
2. State Superfund Cost Share Fund (SSCSF).....	68
E. Summary of Inactive Hazardous Sites Funding for FY 2023-24.....	74
1. Inactive Hazardous Sites Cleanup Fund (Fund 6372) for FY 2023-24 .....	74
2. Revenue Dedicated to the Pre-Regulatory Landfills (Fund 6379) for FY 2023-24 .....	75
3. National Priorities List Cost-Share Fund (Fund 6375) for FY 2023-24.....	76
<b>Chapter V: Solid Waste and Materials Management .....</b>	<b>77</b>
A. Executive Summary .....	77
1. Key Findings FY 2023-24 .....	77

2. Departmental Considerations and Recommendations .....	78
<b>B. Solid Waste Management .....</b>	<b>78</b>
1. Municipal Solid Waste (MSW) and Construction and Demolition (C&D) Landfill Disposal.....	78
2. Coal Combustion Residual (CCR) and Product (CCP) Generation, Disposal, and Reuse.....	79
3. Solid Waste Tax.....	80
4. Per Capita Disposal Rate .....	81
5. Municipal Solid Waste Landfill Capacity .....	82
6. Industrial Landfill Disposal .....	83
7. Composting and Mulching.....	83
8. Septage Management and Land Application .....	84
9. Medical Waste .....	85
10. Household Hazardous Waste.....	86
11. Facility Inspections .....	87
12. Non-Facility Inspections and Evaluations .....	88
13. Facility Operator Training and Public Outreach.....	90
<b>C. Local Government Waste Reduction Activities and Recycling Markets.....</b>	<b>91</b>
1. Source Reduction and Reuse Programs .....	91
2. Local Government Recovery .....	91
3. Recovery of Particular Materials .....	92
4. Recovery of Traditional Materials.....	93
5. Recovery of Construction and Demolition Materials .....	94
6. Plastic Recycling in North Carolina .....	95
7. Collection of Commingled Recyclables .....	96
8. Public Electronics Recycling .....	98
9. Types of Public Recycling Efforts.....	99
10. Public Curbside Recycling Programs in North Carolina .....	100
12. Yard Waste Management.....	103
13. Recycling Markets and Prices.....	104
14. Recycling Market Developments in FY 2023-24.....	107
<b>D. Scrap Tire Management Program .....</b>	<b>108</b>
1. Scrap Tire Management.....	108
2. County Tire Disposal .....	109
3. Tire Disposal and Recycling.....	109
<b>E. White Goods Management.....</b>	<b>113</b>
1. White Goods Tax Collections and Distributions .....	113
<b>F. Abandoned Manufactured Homes (AMH) Program .....</b>	<b>115</b>
1. AMH Grants Awarded by Fiscal Year .....	116
2. AMH Program Statistics .....	116

3. Program Participant Highlights, FY 2023-24 .....	117
4. Additional Information on the AMH Program .....	117
G. Electronics Management Program .....	117
1. Manufacturers' Responsibilities .....	118
2. Retailer's Responsibilities .....	118
3. State Agencies and Governmental Entities Responsibilities .....	118
4. Registration of Facilities Recovering or Recycling Electronics .....	118
5. Recycling Rates Within North Carolina .....	118
6. Compliance and Enforcement of Electronics Laws .....	120
7. Electronics Management Fund .....	120
8. Types of Equipment Recovered by Local Programs .....	121
H. Additional Documentation from the N.C. Department of Administration and Department of Transportation.....	123
<b>Chapter VI: Utility-Scale Solar Project Decommissioning .....</b>	<b>124</b>
A. Executive Summary .....	124
B. Program Background .....	124
C. Program Activity .....	124

## Tables

### Chapter I: Brownfields

Brownfield Property Reuse Act Implementation Account Balances.....	15
--	----

### Chapter II: Dry-Cleaning Solvent Cleanup Act

Table II.1 DSCA Certified Site Status (through June30, 2024) .....	19
Table II-2. Classifications of DSCA Certified Sites (June 30, 2024) .....	20
Table II-3. DSCA Site Cleanup Statistics.....	20
Table II-4. DSCA Fund through Fiscal Year 2023-2024 .....	26
Table II-5. Historic DSCA Fund Statistics .....	26

### Chapter III: Hazardous Waste Sites

Table III-1. Corrective Action at RCRA facilities.....	32
Table III-2. Hazardous Waste Legislative Financials – July 1, 2023 to June 30, 2024.....	34
Table III-3. Resident Inspector Program Commercial Hazardous Waste Facilities' Data FY 2023-24.....	36
Table III-4. Mercury Switch Removal Program Summary of Data 2012-2024 .....	38

### Chapter IV: Inactive Hazardous Sites

Table IV-1. Inactive Hazardous Sites Inventory List of New Non-PRLF Sites During FY 2023-24.....	43
Table IV-2. Inactive Hazardous Sites Inventory List of Non-PRLF Sites Assigned No Further Action Status During FY 2023-24 .....	44
Table IV-3. Inactive Hazardous Sites Cleanup Fund Expenditures for Sites with no Responsible Party during FY 2023-24 .....	46
Table IV-4. Voluntary Party Remedial Actions Under Administrative Agreements During FY 2023-24 .....	48
Table IV-5. Ongoing Division-Directed Remedial Actions by Responsible Parties Not Under Agreement During FY 2023-24 .....	52

Table IV-6. Summary of Actions Taken at Imminent Hazard Sites in FY 2023-24.....	55
Table IV-7a. North Carolina National Priorities List Sites – Sites Where Federal Trust Fund/North Carolina Cost Share is Required.....	70
Table 17b. North Carolina National Priorities List Sites – Responsible Party-Funded Cleanups.....	72

**Chapter V: Solid Waste**

Table V-1. Coal Combustion By-Products and Impoundment Excavation.....	80
Table V-2. N.C. Dept. of Revenue Solid Waste Tax Distribution.....	81
Table V-3. North Carolina’s Per Capita Disposal Rate.....	82
Table V-4. Permanent HHW Facility Collections FY 2023-2024.....	86
Table V-5. Local Source Reduction / Reuse Programs in FY 2023-24.....	91
Table V-6. Local Government Recovery (Tons) FY 2019-20 through FY 2023-24.....	92
Table V-7. Types of Local Government Electronics Recycling Programs in FY 2023-24.....	98
Table V-8. Local Government Specialty Waste Management FY 2023-24.....	102
Table V-9. Local Government Yard Waste Management FY 2022-23 and FY 2023-24.....	103
Table V-10. Calculation of MRF Blended Material Value, Summer 2024.....	106
Table V-11. Distributions of Scrap Tire Tax Revenue.....	108
Table V-12. Scrap Tire Management Account.....	109
Table V-13. Final Disposal/Recycling of Tires (tons).....	110
Table V-14. Scrap Tire Cost Over-Run Grant October 2021-March 2022 Grants Awarded July 2022.....	111
Table V-15. Scrap Tire Cost Over-Run Grant April 2022-September 2022 Grants Awarded January 2023.....	112
Table V-16. Illegal Tire Dump Clean-Up Costs.....	113
Table V-17. White Goods Tax Collections/Distributions.....	113
Table V-18. Counties Ineligible to Receive Tax Proceeds Distributions.....	114
Table V-19. Counties Ineligible to Receive Tax Proceeds Distributions.....	115
Table V-20. AMH Grants Awarded by Year.....	116
Table V-21. AMH Units Deconstructed in FY 2023-24.....	116
Table V-22. Active AMH Grant Program Participants During FY 2023-24.....	117
Table V-23. Electronics Collection by Weight.....	119
Table V-24. Electronics Collected (Tons) by County and Municipal Collection Programs by Fiscal Year.....	119
Table V-25. Overall Recycling of Electronics.....	120
Table V-26 Electronics Management Fund.....	121
Table V-27 Electronics Management - Distribution February 2023.....	122

**Figures**

**Chapter II: Dry-Cleaning Solvent Cleanup Act**

Figure II-1. Known dry-cleaning solvent contaminated sites in North Carolina.....	19
Figure II-2. Dry-Cleaning Facilities Subject to Inspection.....	24
Figure II-3. DSCA Fund Trends.....	27
Figure II-4. DSCA Administrative Expenses.....	28

**Chapter III: Hazardous Waste Sites**

Figure IV-1 Pre-Regulatory Landfill Programs Funds.....	76
---	----

**Chapter V: Solid Waste**

Figure V-1. MSW and C&D 20-Year Disposal Forecast.....	79
Figure V-2: Total Reported Waste Received over 11 Years of Facility Annual Reporting (FAR).....	83
Figure V-3 Gallons of Septage Pumped Per Year (1998 to 2023).....	85
Figure V-4 Tons of Medical Waste Processed by Fiscal Year.....	86

Figure V-5. Household Hazardous Waste in Tons by Fiscal Year..... 87

Figure V-6 Hurricane Incident GIS Tracking Tool ..... 88

Figure V-7. Tax Certification Applications Received and Approved ..... 90

Figure V-8. Estimated Value of Business Equipment Certified as Tax Exempt..... 90

Figure V-9 Characterization of Local Government Recovery..... 93

Figure V-10. 20-Year Local Government Traditional Recyclable Material Recovery (Tons)..... 94

Figure V-11. Public C&D Recycling (Tons) FY 2006-07 to FY 2023-24..... 95

Figure V-12. 20-Year Plastics Recovery (Tons) ..... 96

Figure V-13. 20-Year Reporting of Commingled vs. Separated Recycling Tonnage ..... 97

Figure V-14. Constituents per Average Ton of Commingled Recyclables in NC FY 2023-24 ..... 98

Figure V-15. Public Electronics Recovery FY 2008-09 to FY 2023-24 ..... 99

Figure V-16. Local Government Curbside Recycling Programs and Households Served FY 2003-04 – FY 2022-23 ..... 101

Figure V-17. Local Government Specialty Waste Tons Collected FY 2019-20 through FY 2023-24 ..... 103

Figure V-18. Local Government Diversion of Yard Waste from Disposal FY 1995-96 to FY 2023-24..... 104

Figure V-19. Quarterly MRF Blended Material Values, FY 2018-19 to FY 2022-24..... 105

Figure V-20. 20-Year Market Prices Received for Fiber Materials by Major North Carolina Processors ..... 106

Figure V-21. 20-Year Market Prices Received for Select Container Materials by Major North Carolina Processors ..... 107

Figure V-22. Disposal and Recycling of Scrap Tires ..... 110

# Appendices

## Chapter I: Brownfields

A. Brownfields Agreements Finalized Between January 1, 2024, through December 2024.....

## Chapter II: Dry-Cleaning Solvent Cleanup Act

B. Sites with Dry-Cleaning Solvent Contamination by County and City and Sites Certified into the DSCA Program by County and City.....

## Chapter IV: Inactive Hazardous Waste

C. Inactive Hazardous Waste Sites Priority List.....

D. Inactive Hazardous Sites Inventory – Site Status.....

E. Inactive Hazardous Sites Inventory – Pre-Regulatory Landfills.....

## Chapter V: Solid Waste and Materials Management

F. Landfill Capacity Report FY 2023-2024.....

G. Public and Private Construction and Demolition Disposal, FY 2023-2024.....

H. County Population, Waste Disposal, Per Capita Rate and Percent Reduction FY 2023-2024.....

I. NC Waste Disposal Report FY 2023-2024.....

J. Municipal Solid Waste and Construction and Demolition Waste – Exports and Imports FY 2023-2024.....

K. Industrial Waste Disposal FY 2023-2024.....

L. Public and Private Municipal Solid Waste and Construction and Demolition Disposal, FY 2023-2024.....

M. Public and Private Municipal Solid Waste, FY 2023-2024.....

N. Public and Private Tipping Fees FY 2023-2024.....

O. Transfer and Mixed Waste Processing Facilities FY 2023-2024.....

P. Recycling and Solid Waste Management Report for Highway Construction, Maintenance Projects, and Office Products.....

Q. Department of Administration Environmentally Preferred Purchasing.....

# Chapter I: Brownfields

## A. Executive Summary

This report to the General Assembly is required by the Brownfields Property Reuse Act of 1997 (G.S. 130A-310.40 et seq.) and describes the activities and status of the DEQ DWM Brownfields Redevelopment Section for the period of January 1, 2024, through December 31, 2024. The Brownfields Redevelopment Section (Section) is pleased to report continued success in the State's efforts to revitalize and safely reuse brownfields properties.

## B. Program Output

The Section produced 35 finalized brownfields agreements during the reporting period, bringing the total number of finalized agreements and major amendments since its inception to 795. For the current reporting period, totals for the measures tracked by the Section are:

- Program applications received: 65
- Brownfields agreements finalized: 35
- Acres of Brownfields being revitalized to safe, productive reuse: 530
- Estimated committed capital investment for projects completed during 2024: \$3.37 billion
- Approximately 85 sites in active construction
- At least 280 requests/reports reviewed for post-recording properties

All these economic development benefits are produced without any State-appropriated funds. The Section operates on fees from the prospective developers and cooperative agreement funding from the U.S. Environmental Protection Agency (EPA). Since the Program was authorized under statute in 1997, it has created thousands of jobs and facilitated nearly \$30 billion in private investment in the redevelopment of brownfields properties across North Carolina, without cost to State taxpayers. A summary of the brownfield's agreements completed in 2024 is shown in Appendix 1-A.

## C. Program Background

Brownfields are abandoned, idle or underused properties where environmental contamination hinders redevelopment due to concerns about environmental liability. Redevelopment of brownfields properties has become increasingly popular as developers and local governments realize that these properties offer viable opportunities to bring economic growth, public health protection, jobs and quality-of-life benefits to cities and rural areas. The Brownfields Property Reuse Act of 1997 (BPRA) gives DEQ the authority to enter into brownfields agreements with prospective developers who did not cause or contribute to site contamination. The BPRA modifies the environmental liability barrier for prospective developers, motivating them to bring these properties and their hindrances to the DEQ's attention. Under this authorization, the Section works in partnership with the prospective developer to evaluate the potential environmental risks associated with site contamination and then negotiates a brownfields agreement stipulating the steps necessary to make the site safe for a specific intended reuse or suite of uses. The result is a redevelopment project that fuels economic growth while protecting public health and the environment.

Redevelopment projects that are undertaken via the Section's brownfields agreement process, and the developers who advance these projects, enjoy several benefits. Developers work with the Section to define the actions they must complete to make the property safe for the intended reuse, and lenders are more willing to make loans on these projects because the cost to complete these actions is not an open-ended proposition. Additionally, if developers make and maintain the site safe for the intended reuse, they receive liability protection against future State enforcement for existing contamination.

The same liability protection extends by statute to lenders, tenants, occupants, and future owners as long as these entities did not cause or contribute to site contamination. Finally, owners of property with a brownfields agreement have access to a special property tax exclusion whereby property tax is phased in over five years, resulting in a property tax savings of approximately 50 percent over those first five years. These tax savings can be used to offset the costs to complete the actions required by the Section that make the property safe for reuse.

The BPRA allows DWM to distinguish between prospective developers of brownfields properties and the polluters of those properties. Instead of mandating that the site be remediated to unrestricted use standards, the BPRA requires

developers make the site safe for a specifically identified reuse. The Section evaluates site contamination and identifies the potential risks that residual contamination may pose to public health and the environment. DEQ then determines what actions the prospective developer must take to ensure safe redevelopment. These actions can range from land-use restrictions to cleanup, or a mixture of both. In addition to holding prospective developers accountable to their agreements, DEQ reserves the right to enforce against those parties responsible for the original contamination. The overall result is a winning scenario for both the environment and economic development. Risk reductions and cleanups are achieved at sites that could have harmed the public or environment, and prospective developers capitalize on opportunities to redevelop abandoned properties that once had little hope for productive reuse. The public benefits are job creation, improved quality of life in the surrounding neighborhoods, local tax base expansion and contribution to the general fund. From program inception through the end of calendar year 2024, an estimated \$30 billion in capital investment will have been committed to redevelop these abandoned, idled, or underused brownfields properties that afflict both urban and rural landscapes.

The Section also supports smart growth and sustainability and motivates the real estate market to recycle these sites back into to safe, productive reuse, while preserving or reducing the use of pristine or undeveloped “greenfields” properties. Every project that reuses property – whether it is in an urban center or a rural area – preserves green space, reduces suburban sprawl, and supports sustainable urban development. The 795 properties that have received completed agreements (or major amendments to previous agreements that facilitate even higher uses in some cases) represents approximately 14,500 acres of recycled land and, wherever possible, buildings that have historic or aesthetic value. This is acreage that is being recycled into reuse, sparing more pristine lands from development and risk for future contamination.

#### **D. Program Status**

Production of new agreements and/or amendments totaled 35 in 2024; however, it is worth noting that approximately 20 additional draft brownfields agreements were provided to our development partners; however, these were not able to be completed in this calendar year. Insecurity in the market as well as high interest rates caused a number of projects to be placed on hold by the developers. Consequently, the amount of work completed by the Section is consistent with past years. During calendar year 2024, the Section received 65 applications for projects seeking entry into the program, which is within the range for typical applications.

In 2022, the staffing shortage also caused a backlog of sites awaiting project managers to provide technical guidance to developers for conducting the necessary environmental assessments. The Section took steps to alleviate this by developing self-implementable guidance for brownfields assessments for prospective developers and assigning two experienced project managers to give initial assessment guidance to those sites in the backlog. The Section continued to use this project initiation approach through 2024 as it provided assessment guidance as quickly as possible for redevelopers on tight schedules. In addition, the Section was able to increase staff numbers in 2023 and 2024. These efforts have been successful in eliminating the backlog of sites awaiting guidance for assessment.

The Brownfields Redevelopment Section continued to manage the EPA Grant awarded January 2022 under the Bipartisan Infrastructure Law (BIL). The grant total was not to exceed \$5.8 million over 5 years, with the award in June 2024 being \$880,672. North Carolina’s grant application was for the development of site stewardship processes that include land-use restriction monitoring through the Section’s Property Management Branch. With the Section having completed 795 agreements and amendments, the compliance stewardship tasks are ever-growing. This grant not only helps the Section provide the needed resources for this stewardship, but has provided a potential model for the EPA to build upon. The existing positions within the Property Management Branch were converted over to this grant funding source to begin using these grant dollars. Three positions in the Property Management Branch were hired during 2024, and those new staff have gained traction and are positively affecting review times in the Property Management Branch.

During 2024, the Brownfields Redevelopment Section coordinated a small working group of our frequent stakeholders. The goal of these meetings is to garner feedback from the stakeholder community on a variety of issues from development of programmatic efficiencies to proposed fee modifications.



## **E. Program Inventory**

An interactive map of the Program’s cumulative inventory can be found online at the Section’s website, [www.ncbrownfields.org](http://www.ncbrownfields.org), or more specifically at this link: <https://www.deq.nc.gov/about/divisions/waste-management/science-data-and-reports/gis-maps/brownfields-projects-map-inventory-and-document-download>. The inventory includes the following categories of sites:

### **1. Recorded Brownfields Agreements**

Recorded brownfields agreements are those projects whose brownfields agreements or major amendments to previous agreements have been completed, signed, and are recorded at their county register of deeds. Since its inception in October 1997, the Program has finalized 795 such brownfields agreements and amendments across the State; 35 of which were completed during calendar year 2024. A list of those brownfields agreements finalized during 2024 is provided in Appendix I-A.

### **2. Active Eligible Projects**

Active eligible projects have been deemed eligible for a brownfields agreement under BPRA statutory criteria. Developers are working with DWM in some stage of data gathering, risk analysis, or agreement drafting/negotiation. As of December 31, 2024, there were approximately 267 active-eligible projects. Projects at this stage receive guidance from DWM as the developers gather the additional data needed to ensure protection of public health and the environment. Once site assessment is complete, the Section analyzes the data, evaluates risks, determines what actions must be taken to adequately address the risks, drafts and negotiates the terms of the brownfields agreement with the prospective developer, and then approves initiation of the statutory 30-day public comment period.

## **F. Improving Effectiveness**

### **1. Leveraging Resources into Private Sector Investment**

Another measure the Section tracks is committed private investment facilitated by brownfields agreements. Developers provide the estimated investment figure in their application for entry into the program. The total private investment facilitated by the program from its inception is approximately \$30 billion, with \$3.37 billion of that being added by projects for which brownfields agreements were finalized in calendar year 2024. Generally, investments in the redevelopment of these properties would not have happened without the liability relief provided by a brownfields agreement.

Throughout its existence, the program has provided a very high economic development value for North Carolina through a federal grant and not State appropriation. The high ratio to which the funds have been successfully leveraged into private development dollars for brownfields redevelopment is just one measure of the effectiveness of the BPRA. The economic activity and increased tax base generated by construction and subsequent use of these brownfields projects substantially exceeds the use of public funds.

### **2. New Data Management System Launched**

The Section was designated the first DWM program to develop a data management system through DEQ’s permit transformation process - Access Brownfields. The Section worked with the N.C. Department of Information Technology (DIT) to map its processes and lay the foundation for developers to develop a comprehensive data management and tracking system, including both internal and public facing components.

Work on this data management system continued through 2024, with beta testing of various system components beginning in January 2024 and the initial launch of the system to the public in August 2024. Additional modifications of the system are being implemented as improvements are found through its use. This system represents a significant technical stride in efficient data management, data transfer, electronic fee payment, and project tracking for both the Section and the Section's customers.

### **G. Outreach to Local Governments**

The Section continues to successfully utilize its EPA Brownfields Assessment Grant (awarded \$2 million over 5 years) to fund brownfields assessments in disadvantaged communities in the Appalachian region, the Lumber River Valley, and Northeastern Coastal Plan. The State has used these funds to conduct assessments at sixteen sites in 12 partner communities. Grant funds are nearly expended, and the Section anticipates the submittal of an application for additional assessment grant funds in the fall of 2025.

The assessments provided lay the foundation for their redevelopment via a brownfields agreement. Grant partners initially included Beaufort County, Belhaven, Mid-East Commission Council of Governments, North Wilkesboro, Rocky Mount, and the Town of Pembroke, the Mainspring Conservation Trust in Franklin, and the Eastern Cherokee Band of Indians. The Section has developed and expanded this group of local governments into "The Brownfields Community Network" (BCN) in support of brownfields assessments through the Multipurpose, Assessment, Revolving Loan Fund, and Cleanup (MARC) Grant Funds or other 14 EPA Grant funds. BCN continues to gain interest and new members as we deploy grant funds and support local governments in applying for their own EPA brownfields grant. The Section has not only utilized its MARC Grant for direct brownfields assessments for local governments, but it has also worked in support of many other local governments to educate, encourage and support their applications for their own EPA brownfields grants. These are nationally competitive grants provided directly to local governments by the EPA for activities related to brownfields properties, including environmental assessment, planning, and/or cleanup. The Section has provided interested local governments advice, contacts for technical grant writing assistance, and letters of support for grant applications to numerous applicants every grant cycle. Fifteen (15) communities applied for EPA brownfields grants in 2024. The Section will continue to work with interested community partners in support of their brownfields efforts. This includes providing training that summarizes the economic development benefits of brownfields redevelopment as well as providing practical advice for the EPA grant application process.

### **H. Meeting Technical Challenges in Vapor Intrusion**

Over the last decade, contaminant vapor intrusion has become a focal point for numerous cleanup programs at commercial/industrial sites of all kinds. Facilities are often over or near groundwater contamination that can act as a source of contaminant vapors that enter buildings, much like radon. However, contaminant vapor detection and mitigation is more complex than radon. Contaminant vapor intrusion is a dynamic technical issue with new knowledge continuously arising for assessment, mitigation, toxicology, and risk assessment. Because site reuse is inherent in brownfields redevelopment projects, it is imperative that the program be technically sound regarding vapor intrusion to protect the users of these properties.

Because there are now more than 795 completed brownfields agreements, North Carolina has more varied experience with vapor intrusion than any other state in the South or mid-Atlantic region. The Section is meeting this challenge by ensuring stewardship of land-use restrictions through its Property Management Branch, and that vapor intrusion mitigation systems are properly designed and installed through professional engineers. In May 2024, the Section released guidance for stakeholders to provide consistency and predictability to the vapor intrusion assessment and mitigation on brownfields properties.

## I. Evolution of Future Work

Because the Section has completed 795 agreements and amendments since 1998, the need for more post-agreement work continues to rise. This includes work on compliance assistance for all completed agreements as well as work that arises from new owners seeking land-use changes on existing agreements or new information regarding contaminants on properties that may affect public health. When public health protections rely on land-use restrictions, a robust compliance monitoring and assistance program is an absolute necessity. With the substantial and sustained increase in numbers of existing brownfields agreements, the Section saw a growing need to rebalance some of its expenditures toward compliance monitoring and assistance. As such, the Section created the Property Management Unit (now Branch) in 2018 to address all post-agreement activities to manage the continued effectiveness of the land-use restrictions at brownfields properties without compromising production of new agreements. The Section soon realized that additional funding would be needed for this and made this site stewardship effort its centerpiece for the BIL Grant it applied for from the EPA. The grant application was successful, and the Section was awarded BIL grant funds for this public health stewardship effort. Through these funds, and as noted above, the Property Management Branch has continued to grow to meet this challenge.

The emerging short-term risk of trichloroethene (TCE) and the subsequent Immediate Action Level guidance from the Secretaries' Science Advisory Board (SAB) has affected the resource requirements on brownfields agreements and their monitoring. Because TCE is a common vapor intrusion contaminant with potential short-term impacts on human development as well as longer term impacts on human health, sites with TCE in groundwater or soil vapor are requiring more assessment, more mitigation, and a higher level of effort from the Section and prospective developers than ever before to ensure risk mitigation. Through the BIL grant the Section has received, it was able to purchase portable monitoring equipment which is able to detect TCE at the necessary levels at or below the SAB Immediate Action level in real time. This will allow a significant technical advance in public health protection for sites with TCE vapor intrusion issues. Two monitoring units were purchased in 2024 and will be operational in 2025.

## J. Fund Status

The Section receives no State appropriation and exists through two funding sources: federal cooperative agreement funds and Section fee receipts. All of the brownfields fees charged by the Section are deposited into the Brownfields Property Reuse Act Implementation Account and used to fund the Section's operating costs as required under the General Statutes. For the State fiscal reporting year from July 1, 2023, through June 30, 2024, the Brownfields Property Reuse Act Implementation Account had a beginning balance of \$3,185,434, fee receipts of \$1,025,500 and disbursements of \$1,524,625. This yields a State fiscal year 2024 ending fund balance of \$2,686,309. Table 1 below shows the fund status for the last 6 years.

**Table I-1. Brownfield Property Reuse Act Implementation Account Balances**

<b>Date</b>	<b>Fund Balance</b>
June 30, 2019	\$2,674,401
June 30, 2020	\$2,433,134
June 30, 2021	\$2,320,586
June 30, 2022	\$2,884,878
June 30, 2023	\$3,185,434
June 30, 2024	\$2,686,309

The statute authorizes fees equivalent to the cost to the State. The fund balance serves not only to generate brownfields agreements but also implementation and monitoring per the statute. For the long-term health of the fund, the Section is developing an appropriate fee increase that represents the cost to the State, as there has not been an increase since 2008. The Section also intends to track the cost to the State of resolving non-compliance issues with existing land-use restrictions. Not only will this help offset the cost of Property Management Branch staffing, but it will further incentivize owners to maintain compliance with existing land-use restrictions. Regardless, the Section plans to continue to fully use

its brownfields implementation account to increase its staff capacity as demand for brownfields agreements and their long-term stewardship continues to increase.

### **K. Further Information**

For additional information on the Brownfields Redevelopment Section, please visit the Section's website at: [www.ncbrownfields.org](http://www.ncbrownfields.org). The website contains a map of all completed and active sites in the program, which also serves as a portal to the electronic records for each site within the program. The Section also posts information about properties being redeveloped or other relevant programmatic news items via DEQ's Facebook and X (formerly known as Twitter) channels.

## Chapter II: Dry-Cleaning Solvent Cleanup Act

### A. Executive Summary

As required by the Dry-Cleaning Solvent Cleanup Act (DSCA) of 1997 and amendments (G.S. 143- 215.104A et seq.), this report provides an annual update on activities conducted in the DSCA program in fiscal year (FY) 2023-24. The DSCA of 1997 and its amendments created a fund for assessment and cleanup of dry-cleaning solvent environmental contamination at dry-cleaning and wholesale distribution facilities. It also authorized the program to develop and enforce rules relating to the prevention of dry-cleaning solvent releases at operating facilities.

Since the start of the DSCA Program began, 577 sites with known or suspected dry-cleaning solvent contamination have been reported to DWM. Of these, 527 have been certified into the DSCA Program. During FY 2023-24, the DSCA Program continued to make significant progress in all aspects of program implementation. Highlights of DSCA's accomplishments in remediating sites, protecting human health, and preventing future releases, include:

- Issuing No Further Action (NFA) notices for 2 remediating sites, with 14 additional sites identified as ready for NFA status;
- Installing subslab depressurization systems at one business and one residence to address vapor intrusion;
- Monitoring vapor mitigation systems and control measures at 23 residences and 34 businesses;
- Providing temporary water supply to 2 residences and providing permanent water supply hookup to one business and one residence;
- Maintaining well water filtration systems for five residences;
- Issuing a total of 327 work authorizations to the program's independent contractors for work at certified sites;
- Conducting 361 compliance inspections at 343 active dry cleaners;
- Performing 9 outreach visits to educate and assist new business owners/operators with environmental compliance; and
- Distributing 148 perchloroethylene compliance calendars to assist with dry cleaners with record-keeping requirements.
- Distributing 217 self-inspection packets to hydrocarbon dry cleaners.
- 

The DSCA Fund continues to be solvent with an end-of-fiscal year fund balance of approximately \$14.3 million and encumbered funds totaling \$10.9 million. The program is using its resources efficiently, and expenditures are closely monitored to ensure adequate funding is maintained. Additional funds will be encumbered in FY 2024-25 as new contracts are implemented.

Based on data regarding site cleanup costs in North Carolina and the nation, cleaning up the 527 sites that have been certified in DSCA will cost an estimated \$256 million. DEQ estimates there may be as many as 1,500 contaminated dry-cleaning sites in North Carolina. Projected costs to clean up 50 percent of those sites are expected to exceed \$375 million. To ensure that the program and funding remain viable to adequately address sites certified and new sites yet to be discovered, S.L. 2019-237 (H399), effective November 1, 2019, extended the DSCA Program and funding for an additional 10 years.

### B. Program Activity

The General Assembly enacted DSCA to 1) clean up contamination from dry-cleaning solvents at both retail dry cleaners and wholesale solvent distribution sites, and 2) protect human health and the environment by preventing future dry-cleaning solvent contamination. DEQ made significant progress during FY 2023-24 in implementing the cleanup and compliance components of DSCA.

## 1. Assessing Health Risk at Sites and Conducting Site Cleanups

During the past fiscal year, DWM directed significant energy toward the assessment and remediation of sites with contamination from dry-cleaning solvents. DWM continued to implement initiatives to ensure the protection of human health by assessing and mitigating vapor intrusion (indoor air pollution from solvent contamination in the soil or groundwater) and providing clean water supplies to affected residents. During FY 2023-24, DWM staff and the program's three independent contractors performed the following activities:

- screened sites for imminent hazards, such as threatened water supply wells and vapor intrusion into buildings;
- abated indoor vapor hazards from contaminated soils and groundwater;
- continued testing and maintenance of vapor mitigation systems installed at businesses and residences;
- investigated active and abandoned dry-cleaning sites with potential dry-cleaning solvent contamination;
- provided temporary clean water supplies;
- conducted comprehensive site assessments delineating the extent of contamination;
- remediated contaminated soil;
- remediated contaminated groundwater;
- performed operation and maintenance of remediation systems; and
- evaluated site risks and prepared sites for closure.

## 2. Sites in the Program

Fifteen new sites were certified into DSCA during FY 2023-24 as compared to 17 sites in FY 2022-23. Table II-1 provides current and cumulative statistics for sites certified into the DSCA Program. A site becomes certified when a petitioner enters into an assessment and remediation agreement with DWM. Figure II-1 depicts the number of contaminated dry-cleaning sites participating in the DSCA Program. A list of certified sites, along with current site status, is provided in Appendix A. Table II-2 provides the distribution of certified sites by classification and operating facility size.

The majority of certified sites, 77%, are entered into the DSCA program by property owners who purchase or own abandoned dry-cleaning properties and were not responsible for the contamination. The remaining petitioners are dry-cleaning business owners and/or operators.

Following certification, the risk to human health, safety and the environment are assessed, with specific emphasis on risk posed by contaminated well water and vapor intrusion into buildings. During FY 2023-24, the DSCA Program issued 327 authorizations and/or change orders to the program's independent contractors for work at certified sites, 214 of those were for assessment of impacted groundwater and/or vapor intrusion risk and 57 were for groundwater monitoring. Another 56 work authorizations issued were for interim actions such as soil excavation or installation of indoor air filtration units to mitigate vapor intrusion, operation and maintenance of remedial systems or water filtration systems, risk assessments and closure activities. The total number of work authorizations decreased from 362 in FY 2022-23 to 327 in FY 2023-24 but remain relatively stable.

Rules that establish a risk-based approach to assessing and cleaning up certified sites in the DSCA Program became effective on October 1, 2007. These rules and associated guidance allow program staff to determine the risk posed to human health and the environment at each site and, if necessary, to calculate the appropriate cleanup levels for soil and groundwater.

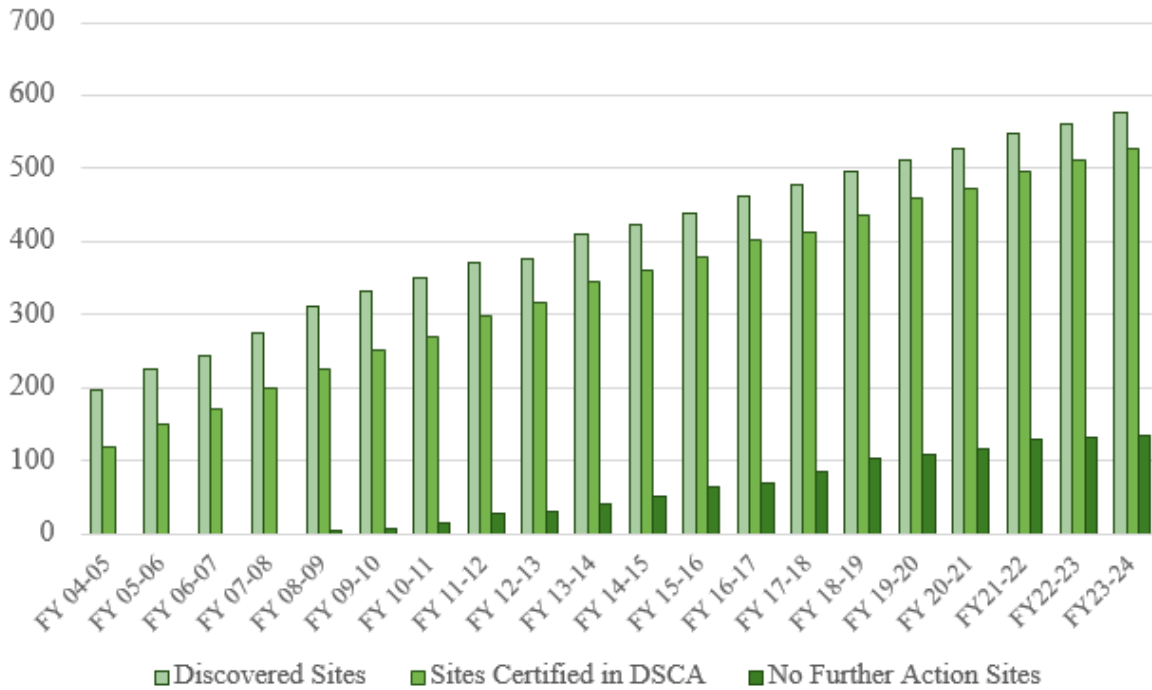
During FY 2023-24, DWM issued No Further Action (NFA) notices for 2 contaminated dry-cleaning sites in the program, bringing the total to 135 DSCA sites that have been given NFA status since the risk-based rules became effective in October 2007. DWM is recommending no further action at an additional 14 DSCA sites ("Sites Pending Closure" in Table II-1). The program anticipates issuing between 3 and 5 NFA notices in the coming fiscal year. Preparing a site for No Further Action involves completing an assessment of the extent and magnitude of contamination, evaluating the risks posed by the contaminants, mitigating any unacceptable risks, remediating contamination as needed, ensuring stability of the groundwater contaminant plume, preparing a risk management plan, soliciting public input, and recording notices to

ensure that site conditions remain protective. In accordance with DSCA statutes, the program provides the proposed risk management plan and associated notices to the appropriate local governments (counties and municipalities) and announces the availability of the plan to the public through local newspapers, direct mailings to property owners on or adjacent to the contamination site, and by posting a notice at the site.

**2Table II-1 DSCA Certified Site Status (through June 30, 2024)**

Certification Status	FY 2023-24	Cumulative
Contaminated Sites	15	577
Certified	15	527
Determined Ineligible	-	4
Not Certified	-	46
Certified Sites Pending Closure	14	-
Certified Sites Closed	2	135

**1Figure II-1. Known dry-cleaning solvent contaminated sites in North Carolina**



**3 Table II-2. Classifications of DSCA Certified Sites (June 30, 2024)**

<b>Classifications</b>	<b>Number of Sites</b>	<b>Percentage</b>
Abandoned	361	69
Wholesale Distribution	3	1
Operating	163	30
Small Size (1-4 employees)	91	56
Medium Size (5-9 employees)	42	26
Large Size (>10 employees)	30	18

Table II-3 provides a summary of the actions undertaken to address direct threats to human health and the environment. During FY 2023-24, DWM continued to supply clean water to five residences where municipal water is not available. In total, DWM has provided municipal water to 66 residences and 14 businesses that have had their water supply wells impacted or threatened by dry-cleaning solvent contamination from 25 DSCA sites.

**4Table II-3. DSCA Site Cleanup Statistics**

<b>Accomplishments</b>	<b>FY 2023-24</b>	<b>Cumulative</b>
<b><i>Water Supply Provided</i></b>		
Municipal Water Connection - residences	1	67
Municipal Water Connection - businesses	1	14
Temporary Water Supplied - residences	2	34
Temporary Water Supplied - businesses	1	7
Number of DSCA sites involved	-	25
<b><i>Vapor Intrusion (VI) Mitigated</i></b>		
VI Control System Installed - residences	1	23
VI Control System Installed - businesses	1	93
Number of DSCA sites involved	1	73
<b><i>Active Remediation Implemented</i></b>		
Number of DSCA Soil Remediations Implemented	1	111
Number of DSCA sites involved	1	99
Number of DSCA Groundwater Remediations Implemented	-	77
Number of DSCA sites involved	-	56

Addressing indoor air pollution from tetrachloroethylene (PERC) releases and breakdown contaminants continues to be a high priority since many DSCA sites have occupied structures on or adjacent to PERC contamination. During FY 2023-24, the program installed subslab depressurization systems at one business and one residence to address vapor intrusion. Since 2006, DWM has installed vapor control measures at 93 businesses and 23 residences because of dry-cleaning solvent contamination from 73 DSCA sites.

During FY 2023-24, the program monitored the effectiveness of groundwater remedies at 25 DSCA sites and maintained one active groundwater remediation system at one site. During the life of the DSCA Program, DWM has implemented 111 soil cleanup actions at 99 DSCA sites and conducted 77 groundwater cleanup actions at 56 DSCA sites.



### **3. Site Prioritization System**

The DSCA Program requires that site cleanup disbursements be made on higher priority sites first. Data from the program's vapor intrusion investigations indicate that this type of direct human exposure is a threat at several DSCA sites. To ensure that this health concern receives appropriate attention, the program has revised its prioritization method to include potential indoor air threats. Due to the growing number of DSCA sites and the complex nature of assessing and remediating PERC contamination, the DSCA Program continues to evaluate and implement cost-efficient measures to ensure the fund's solvency.

### **4. Vapor Intrusion**

Among states with dry-cleaning programs, the North Carolina DSCA Program continues to work at the forefront in addressing vapor intrusion issues at dry-cleaning solvent-contaminated sites.

Due to the volatility of PERC – one of the most common dry-cleaning solvents – the potential for vapor intrusion exists at many dry-cleaning sites. The DSCA Program has shared its large library of North Carolina vapor intrusion data with the EPA to supplement data it uses to establish attenuation factors and screening levels. The EPA welcomed North Carolina's data from commercial structures in the southeastern United States.

An issue that continues to affect some contaminated dry-cleaning sites involves the presence of trichloroethylene (TCE) in indoor air. Not only is TCE a chemical produced by the breakdown of PERC in the environment, but TCE is also a spotting agent in the dry-cleaning industry as well as a common solvent in many industrial settings. At contaminated sites, health threats from volatile contaminants in indoor air are often associated with long-term (chronic) exposure to chemicals migrating from the subsurface into indoor air. Recent studies along with other toxicological information suggest that short-term (acute) exposure to TCE in indoor air may raise the risk for fetal heart malformation during the first trimester of pregnancy. Staff from DWM's cleanup programs, including DSCA, worked with DEQ to develop protocols to promptly address acute exposure situations. When site data suggests that there is a potential for exposure to unacceptable levels of TCE in indoor air, staff provide immediate notification and educational resources to affected parties. The DSCA Program promptly mitigates risks to indoor air quality when dry-cleaning solvent contamination in the environment is causing unacceptable risks in indoor air. Since 2006, DWM has installed vapor control measures at 93 businesses and 23 residences because of dry-cleaning solvent contamination from 70 DSCA sites. DSCA is currently performing monitoring and maintenance of vapor mitigation systems and control measures at 23 residences and 34 businesses.

### **5. Investigation of Potential New Sites**

In 2007, DSCA was amended to allow the program to spend up to 1 percent of the DSCA fund balance each year to investigate active and abandoned dry-cleaning sites that the program believes may be contaminated. If dry-cleaning solvent contamination is found, the potentially responsible party is given the choice of entering the program as a petitioner or allowing the site to be addressed under the Inactive Hazardous Sites Branch. If they choose the latter, the responsible party may be required to reimburse DSCA for the investigation costs.

There has been an increase each year in the number of sites with potential dry-cleaning solvent contamination identified or referred for investigation. A number of these do not get investigated due to the spending limit for investigations. S.L. 2022-74 (H103), effective July 11, 2022, included an amendment to G.S. 143-215.104C(d) which increased the amount of the fund that can be used for investigation of contaminated sites to 3%. Under this provision, the program conducted a limited investigation at one potential dry-cleaning contaminated site during FY 2023-24. Since 2007, DSCA has investigated 125 sites for potential dry-cleaning solvent contamination, with 91 of those sites becoming certified into the program.

The DSCA Program continues to partner with other agencies to identify new sites and coordinate assessment and cleanup efforts to ensure effective use of State resources. Data provided by DEQ's Underground Storage Tank Section, Brownfields Redevelopment Section, Inactive Hazardous Sites Branch, the DEQ Division of Water Resources Public Water Supply Section, and municipal environmental programs reveal monitoring wells and supply wells with contaminants that may be from dry-cleaning operations. DSCA staff compare contaminated well locations to known locations of more than 2,000 active and abandoned dry-cleaning facility sites to help identify potential dry-cleaning

contaminant sources. The program also shares data and coordinates assessment and cleanup activities with other DWM programs, such as the Brownfields Redevelopment and Underground Storage Tanks Sections, to ensure that remedial strategies are protective and implemented effectively.

## **6. Identified Contamination Sites**

A total of 577 sites known or suspected to be contaminated by dry-cleaning solvents have been reported to the department. The DSCA Program has certified 527 of these sites into the cleanup program, as noted in Table II-1. Appendix A lists, by county, the sites with known or suspected dry-cleaning solvent contamination reported to DEQ and sites certified in the program. During FY 2023-24, the DSCA Program certified 15 new sites into the program. The program's 3 percent investigation allowance was used to identify contamination at one of the sites certified during the fiscal year. As noted above, the program anticipates that additional dry-cleaning solvent contamination sites will be discovered using the investigative allowance in FY 2024-25.

## **7. DSCA Contracts**

The program currently manages three contracts with three State-lead environmental engineering firms, with a total end-of-fiscal year encumbrance of approximately \$10.9 million. The contracts establish terms and conditions under which qualified environmental engineering firms assess and remediate contaminated dry-cleaning sites in the DSCA Program.

## **8. Customer Service Initiatives**

During FY 2023-24, the program continued to promote the DEQ mission of excellent customer service by making public records more accessible, providing easy access to DSCA site locations, engaging communities affected by dry-cleaning solvent contamination, assisting property owners, lenders and interested parties with property transactions and sharing program updates with interested stakeholders on a regular basis. The program uses its website to provide a variety of information including, but not limited to, maps, public records access, forms, rules and statutes, updates on sites of interest, stakeholder meeting information, and staff contact information.

### **a) Public Records**

Improving the accessibility to public records has been a high priority for all DWM programs. To date, all the DSCA Program's current and legacy records have been digitized, and the frequently requested document types have been uploaded to the Laserfiche document management system. Laserfiche is available through the DWM website and allows users the ability to search and download public records. In FY 2023-24, the DSCA Program also began efforts to enter all site laboratory data and results into the online EQuIS environmental data management system and will continue this process into FY 2024-25.

### **b) Site Location Information**

The availability of site location information is important to the public and many decision-makers, including property buyers and sellers, lenders, municipalities, and State and local environmental programs. The program continues to maintain location data on a web-based map viewer on the DWM website. In addition, the program has consistently supported and been involved in the development of DWM's well-permitting support system, which is an online site locator tool based on the ARC-GIS Online platform.

### **c) Meetings and Presentations**

DWM continues to encourage stakeholder involvement in the DSCA Program. The existing stakeholder group is comprised of representatives from the dry-cleaning industry, environmental organizations, attorneys, environmental consultants, and the public. Program representatives hold semi-annual meetings to report on accomplishments and initiatives, solicit feedback on topics that affect the program and present remediation projects of interest to the attendees. Virtual stakeholder meetings were held in November 2023 and May 2024. In upcoming FY 2024-25, it is anticipated that stakeholder meetings will continue to be held virtually or will be a hybrid of in-person and virtual meetings. The virtual stakeholder meetings have increased participation since stakeholders, particularly dry cleaner owners/operators can participate from their hometowns and do not have leave their businesses to travel to Raleigh to attend.

The DSCA Program continues to participate as one of the original members of the State Coalition for the Remediation of Drycleaners (SCRD). The coalition was established in 1998, with support from the EPA's Office of Superfund Remediation and Technology Innovation. It is comprised of representatives from 13 states with established dry-cleaning remediation programs, and 12 additional states with representatives who are considering developing a dry-cleaning remediation program or are managing dry-cleaner remediation under other authorities. The coalition conducts regular conference calls throughout the year to provide a forum to share and discuss program information, remediation technologies, case studies, state initiatives, or state and federal hot topics.

d) Property Assistance

The DSCA Program provides continuous assistance to property owners, prospective buyers/developers, lenders and interested parties to facilitate transactions which provide for the reuse of contaminated property. Correspondence and phone calls are frequently provided to explain the DSCA Program or the status of a site already in the program which allows a comfort level to interested parties to move forward with property transactions.

## **C. Facility Compliance**

The Environmental Management Commission has been authorized under the Dry-Cleaning Solvent Cleanup Act to develop rules that operating dry-cleaning facilities must follow to prevent environmental contamination by dry-cleaning solvents. During FY 2023-24, the DSCA Program had three inspectors performing outreach visits, inspections and enforcement at dry-cleaning facilities and wholesale distribution facilities statewide.

In addition to the program's Minimum Management Practices (MMP) regulations, enforcement authority is delegated to DWM for violations of applicable air quality rules. DWM's Hazardous Waste Section has granted authority to the DSCA Compliance Program to inspect dry cleaners for compliance with the Resource Conservation and Recovery Act (RCRA) Hazardous Waste regulations. This allows one program in DEQ to ensure compliance with all environmental regulatory requirements and gives dry-cleaners and the public a single DEQ point-of-contact for compliance questions or concerns.

### **1. Educational Assistance Visits**

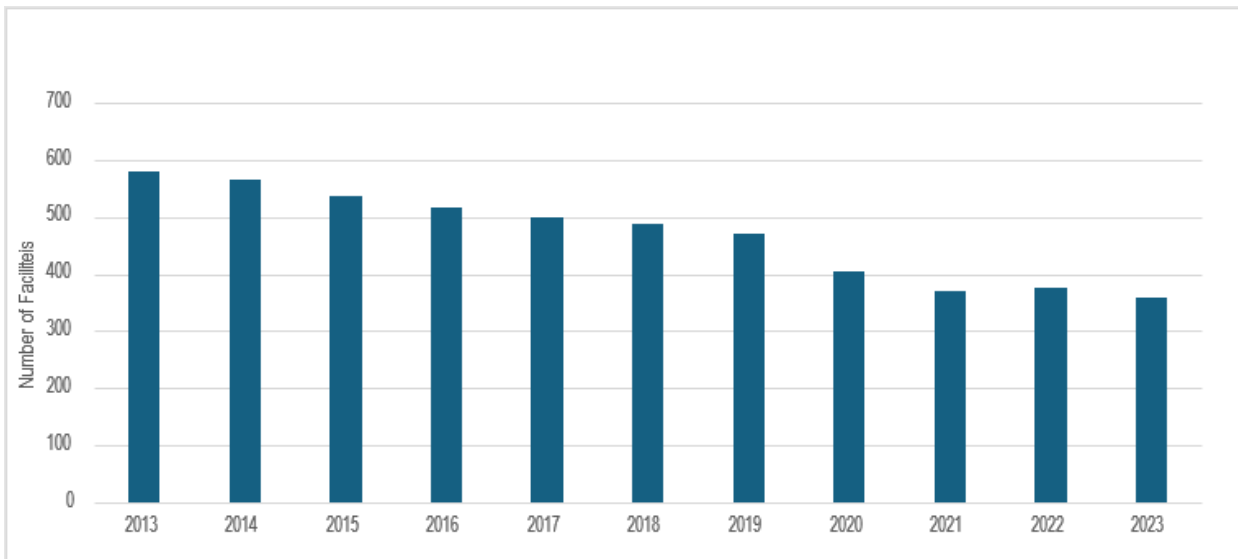
During FY 2023-24, DWM inspectors conducted 9 outreach educational assistance visits at active dry-cleaning facilities. Typically, outreach visits in the program currently are conducted when a new owner/operator takes over a facility or a new facility opens. The dry-cleaning industry is declining or stable and there are not new facilities opening on a regular basis. However, during routine inspections, DWM inspectors educate facility owners and operators on a variety of topics including record keeping, waste storage, filter changes, etc. To date, DSCA inspectors performed 95 educational outreach visits at active dry-cleaners, many of which had not previously been inspected by a DEQ program. These outreach visits were mainly conducted when the compliance program was implemented and in the immediate years afterward (2012-2015) to familiarize the facilities with new regulations. This outreach educates owners and operators regarding the MMPs, hazardous waste and air quality regulations.

### **2. Inspections and Enforcement**

The DSCA Program conducts unannounced, full compliance inspections at regulated dry-cleaning facilities and wholesale distribution facilities to ensure that dry-cleaning facilities are compliant with all applicable regulations. In setting inspection priorities, the program considers multiple factors including facility-specific compliance history, business owner/operator changes, emerging solvents or equipment, and regulatory changes at the federal, State, or municipal level.

At the beginning of FY 2023-24, there were 358 dry-cleaning facilities subject to inspection by the DSCA Program. At the close of FY 2023-24, there were 331 dry-cleaning facilities subject to inspection by the DSCA Program. The number of dry-cleaning facilities operating continues to decline due to closures and many of the cleaners are switching to solvents that are not subject to inspection by the DSCA Program. The decline in the number of dry-cleaning facilities subject to inspection by the DSCA Program are shown in Figure II-2.

## 2Figure II-2. Dry-Cleaning Facilities Subject to Inspection



The goal of the compliance program is to inspect facilities at a minimum of once every 2 years. In May 2022, a self-inspection checklist and process was developed for dry-cleaning facilities using hydrocarbon solvents. These facilities pose less of a threat to the environment than facilities using perchloroethylene solvent and compliance can be managed in a more efficient manner allowing inspectors to concentrate on perchloroethylene cleaners. Following implementation of this self-inspection process for hydrocarbon dry-cleaning facilities, the goal will be to inspect all perchloroethylene dry-cleaning facilities at a minimum once a year.

During FY 2023-24, the DSCA Program staff conducted 361 inspections at 343 facilities. Some facilities require repeat visits accounting for the difference of 18 inspections/facilities. Common violations identified were the failure to install spill containment under dry-cleaning machines and waste solvent storage areas, failure to seal waste solvent containers, failure to inspect dry-cleaning equipment, and failure to record and maintain National Emission Standards for Hazardous Air Pollutants recordkeeping logs.

To be eligible to participate in the DSCA Program, all operating dry-cleaning facilities and wholesale distribution facilities must be compliant with the DSCA MMPs. During FY 2023-24, DSCA staff inspected 5 active facilities seeking entry into the cleanup program.

### 3. Additional Compliance Outreach

The DSCA Compliance Unit continues to evaluate and implement enhancements to improve compliance rates among the regulated community.

Since 2007, the DSCA Program has produced a PERC compliance calendar that provides all applicable rules, recordkeeping, guidance, and reference information in one document for the convenience of facility owners and operators. The calendar has received positive reviews from North Carolina dry-cleaners and industry officials in other states, where it has been praised for its comprehensive scope and functionality. In FY 2023-24, the program mailed or hand-delivered approximately 148 PERC calendars to dry-cleaning facilities statewide for the 2023 calendar year. The calendars include instructions in Spanish and Korean.

Since the 2016 calendar year, the program had also produced a petroleum solvent compliance calendar for cleaners who operate dry-cleaning machines that use regulated petroleum solvent. Through collaboration with stakeholders and DEQ small business assistance personnel, it was determined that a self-inspection checklist required to be submitted annually by dry-cleaning facilities using regulated petroleum solvent could be an efficient way to manage compliance at these facilities that pose less of a threat to the environment regarding contamination. The self-inspection checklist will be used by the compliance inspectors to prioritize inspections at these facilities. Submission of the checklist does not exclude any facility from inspection by the DSCA Program and it is still the goal of the program to inspect these facilities at a minimum once every two years. In FY 2023-24, the program mailed or hand-delivered approximately 217 self-inspection checklist packets to dry-cleaning facilities statewide to be returned January 2025. The packets also included informational materials, such as an emergency information form, facility change status form, regional inspector map, etc., to assist dry-cleaning facilities with compliance. The packets are also available in Spanish and Korean. The DSCA Program has access to a hazardous waste inspector who speaks Korean fluently and translates outreach materials and regulations to better serve North Carolina's regulated community. Reducing language and cultural barriers help improve communication and compliance among Korean-speaking dry-cleaning owners and operators. The Korean-speaking members of the dry-cleaning community have responded very positively to DSCA's efforts to improve communication. The program continues to evaluate ways to better enable compliance among all North Carolina dry-cleaners and wholesale distribution facilities.

## **D. Program Financial Status and Projections**

### **1. Fund Receipts and Disbursements**

The primary funding sources for the dry-cleaning solvent cleanup fund are a tax on dry-cleaning solvents, the State portion of the current sales tax on dry-cleaning, and co-payments from petitioners participating in the cleanup program. Disbursements consist primarily of payments to the program's independent contractors for site assessment and remediation and program administration costs. DSCA Fund receipts and disbursements for the FY 2023-24 and for the life of the DSCA Program are shown in Table II-4.

**5Table II-4. DSCA Fund through FY 2023-24**

<b>Receipts</b>	<b>FY 2023-24 (through 6/30/24)</b>	<b>Duration of Program</b>
Solvent Tax Revenue:	\$ 59,366.99	\$ 12,640,356.49
Sales Tax Revenue:	\$ 9,323,838.07	\$ 171,355,408.19
Petitioner Payments (fee/copay):	\$ 109,575.87	\$ 2,375,119.60
Miscellaneous:	\$0	\$ 195,051.93
Rebate:	\$0	\$ 28,870.11
Interest:	\$0	\$ 7,522,262.17
<b>Total Receipts:</b>	<b>\$ 9,492,780.93</b>	<b>\$ 194,117,068.49</b>
<b>Disbursements</b>	<b>FY 2023-24 (through 6/30/24)</b>	<b>Duration of Program</b>
Dept. of Revenue Admin:	\$0	\$ 57,272.02
Reimbursements/Payments:	\$0	\$ 1,963,993.23
Contracts:	\$ 7,954,151.48	\$ 140,061,653.49
Haz Waste Fees:	\$ 58,975.00	\$ 2,060,153.41
County Well Permit Fees:	\$ 74,590.00	\$ 871,120.00
Transfer to Inactive Haz Sites:	\$0	\$ 400,000.00
Transfer to Green Square Proj:	\$0	\$ 1,291,035.00
Transfer - Budget Shortfall:	\$0	\$ 6,475,812.93
DEQ Admin:	\$ 1,673,736.86	\$ 26,704,091.91
<b>Total Disbursements:</b>	<b>\$ 9,761,453.34</b>	<b>\$ 179,885,131.99</b>
<b>Fund Balance as of 6/30/24:</b>		<b>\$ 14,261,936.50</b>
<b>Encumbered in Contracts as of 6/30/24:</b>		<b>\$ 10,873,950.51</b>

**2. Estimated Future Assessment and Remediation Expenditures**

During FY 2023-24, fund expenditures directly related to the implementation of DSCA was like the previous fiscal year (see DSCA-Related Disbursements in Table II-5 and Figure II-3). The DSCA Program closely monitors expenditures to ensure adequate funding is maintained to assess all sites, perform mitigation and remediation activities when needed, and move sites toward closure. Site work expenditures have reduced the fund balance from its peak of \$37.6 million in 2008 to a low of \$5.6 million in 2016. DSCA Fund receipts for the past thirteen years have been relatively stable, ranging between approximately \$8 million and \$9 million per year. The total FY 2023-24 receipts from the solvent tax, sales and use tax, and petitioner payments increased approximately 11% from the FY 2022-23 receipts, compared to an increase of approximately 6% the previous fiscal year. The DSCA Fund receipts for FY 2024-25 are expected to be relatively stable and like FY 2023-24.

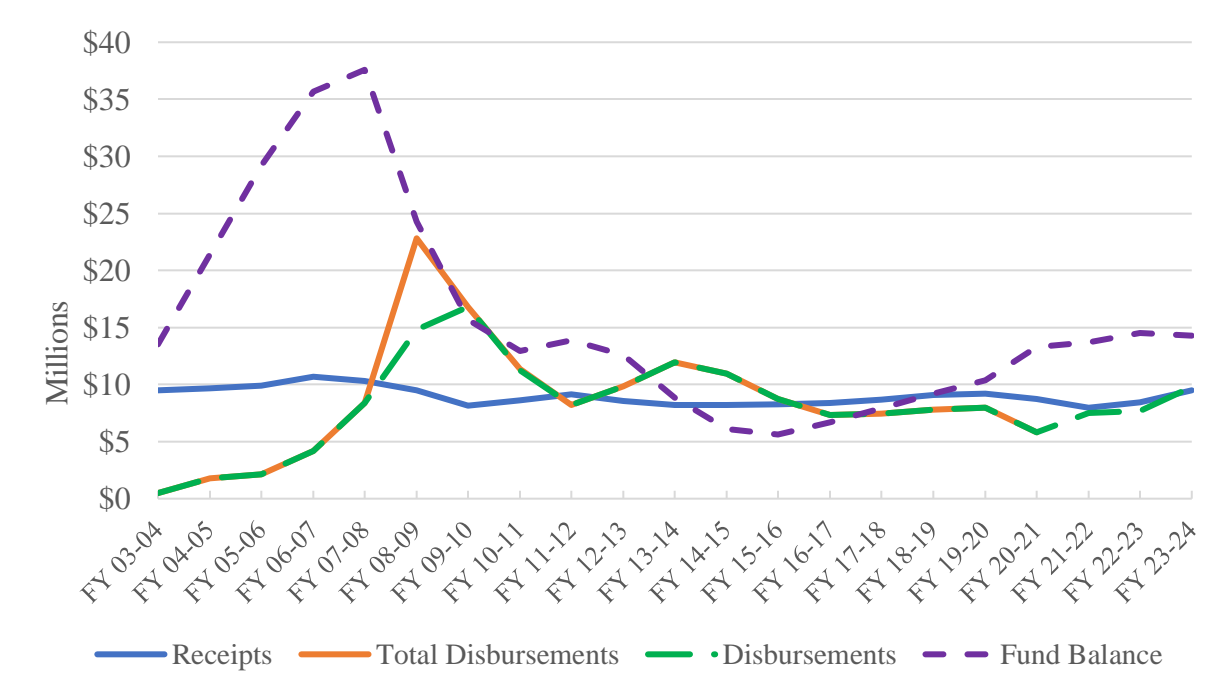
**6Table II-5. Historic DSCA Fund Statistics**

<b>Fiscal Year</b>	<b>Receipts</b>	<b>Total Disbursements</b>	<b>DSCA-Related Disbursements</b>	<b>Fund Balance</b>
FY 03-04	9,487,233.94	489,024.96	489,024.96	13,547,987.50
FY 04-05	9,660,612.84	1,806,911.93	1,806,911.93	21,401,688.41
FY 05-06	9,913,615.29	2,126,835.62	2,126,835.62	29,188,468.08
FY 06-07	10,687,669.06	4,184,051.63	4,184,051.63	35,692,085.50
FY 07-08	10,307,477.83	8,413,240.75	8,413,240.75	37,586,322.59

FY 08-09*	9,513,473.12	22,818,089.84	14,803,890.84	24,281,705.87
FY 09-10*	8,147,167.40	16,812,337.01	16,808,702.01	15,658,644.76
FY 10-11*	8,627,803.92	11,371,154.52	11,222,140.59	12,915,294.16
FY 11-12	9,124,256.44	8,208,478.47	8,208,478.47	13,859,866.72
FY 12-13	8,580,621.94	9,835,705.15	9,835,705.15	12,604,783.26
FY 13-14	8,190,699.90	11,958,967.35	11,958,967.35	8,836,516.06
FY 14-15	8,181,706.31	10,939,433.40	10,939,433.40	6,078,788.97
FY 15-16	8,284,815.52	8,741,519.44	8,741,519.44	5,622,085.05
FY 16-17	8,393,644.71	7,349,688.20	7,349,688.20	6,666,041.56
FY 17-18	8,681,394.03	7,429,454.53	7,429,454.53	7,917,981.06
FY 18-19	9,063,204.11	7,801,661.38	7,801,661.38	9,179,523.79
FY 19-20	9,180,783.26	7,970,265.54	7,970,265.54	10,390,041.51
FY 20-21	8,717,494.34	5,841,099.71	5,841,099.71	13,266,436.14
FY 21-22	7,969,523.95	7,514,248.46	7,514,248.46	13,721,711.63
FY 22-23	8,465,957.32	7,657,060.04	7,657,060.04	14,530,608.91
FY 23-24	9,492,780.93	9,761,453.34	9,761,453.34	14,261,936.50

\* Difference in total disbursements and DSCA-related disbursements due to non-DSCA-related fund transfers.

**3Figure II-3. DSCA Fund Trends**

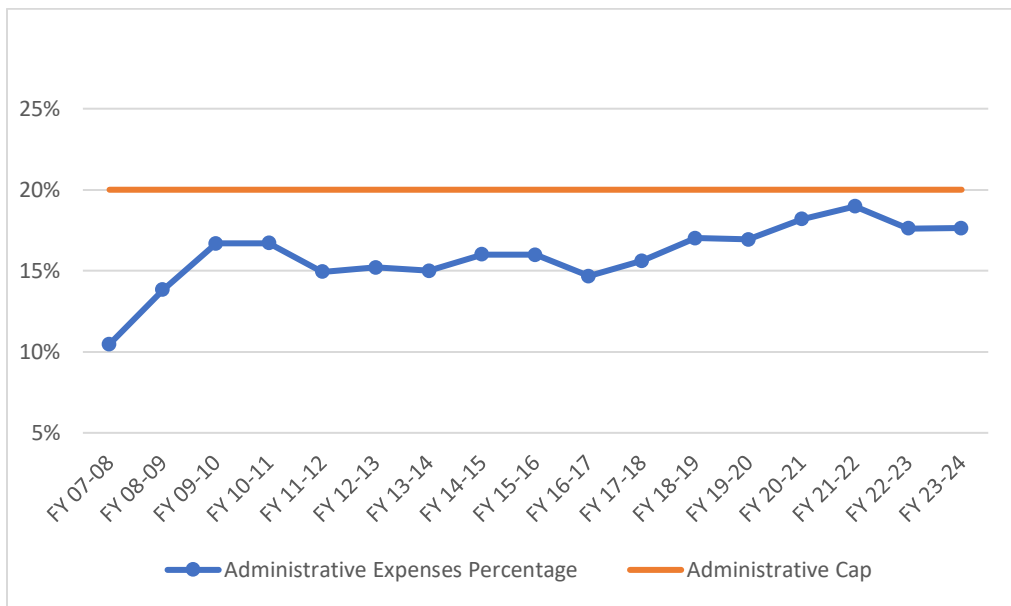


Using the DSCA Program’s State-lead cleanup costs and national estimates of total average costs to clean up contaminated dry-cleaning sites, the program can project the estimated costs to address the sites currently certified in the DSCA Program. Using an estimated average total cleanup cost of \$500,000 per site, it will take more than \$264 million (not including DEQ’s administrative costs) to address the 527 sites that have been certified in the program. Based on data from the N.C. Department of Labor, there are at least 2,000 active and abandoned dry-cleaning facilities in the State. Investigations performed across the nation indicate that contamination is present in at least 75 percent of all dry-cleaning operations. Applying this percentage to the number of current and former facilities in North Carolina, a total of 1,500 contaminated sites may be present, equaling an estimated \$750 million in cleanup costs. If only 50 percent of these contaminated sites are accepted into the DSCA Program, the projected total cleanup cost (adjusted for inflation) would be approximately \$375 million.

**E. DSCA Administrative Costs**

According to DSCA, up to 20 percent of annual revenues deposited into the fund may be used by DEQ and the N.C. Attorney General’s Office to administer the program. The administrative costs-to-revenue ratio has been relatively steady, fluctuating between 17 and 19 percent since FY 2018-19 and is shown in Figure II-4. The current administrative cost-to-revenue ratio is at 17.6 percent and is expected to slightly increase in the coming fiscal year. Several positions may be added in the near future to address post-closure property management. With the addition of staff and legislative salary increases, if the 20 percent of annual revenues to administer the program is not adequate in the future, a legislative change to increase the administrative percentage may be necessary.

**4Figure II-4. DSCA Administrative Expenses**



**F. Actions to Ensure Fund Solvency**

Between 2008 and 2011, the increased expenditures on-site cleanups had substantially reduced the fund balance. The program continues to experience an increase in the number of sites petitioning into the cleanup program, along with an increase in vapor intrusion-related assessment and mitigation. As demonstrated during previous years, the program continues to closely monitor and adjust expenditures to ensure that funds are available to address certified sites. The DSCA Program’s prioritization strategy ensures that sites requiring remediation are addressed in priority order while maintaining fund solvency.

As noted above, total collections for FY 2023-24 were approximately \$9.5 million. The fund has a balance of approximately \$14.3 million, with contract monies encumbered or pending encumbrance totaling \$10.9 million. The DSCA Fund is solvent. The remaining fund balance is expected to be encumbered in new contracts in FY 2024-25. The



DSCA Program implements measures to closely monitor expenditures and prioritize spending at identified dry-cleaning contaminated sites to ensure that potentially reduced funds are sufficient to address risk to human health and safety.

The DSCA Program is entirely receipt funded by taxes on dry-cleaning solvents and the dry-cleaning related sales and use tax. These taxes are appropriately used to assess and remediate dry-cleaning solvent contamination. Given the DSCA Program's broad support by the dry-cleaning industry and its success in cleaning up contaminated dry-cleaning sites, mitigating risks and preventing future releases, legislation was signed November 1, 2019, to extend the program and the funding for an additional 10 years. The sunset date for the DSCA Program is now Jan.1, 2032. The dry-cleaning solvent tax was extended to Jan. 1, 2030, and the sales and use tax transfer was extended to July 1, 2030.

The DSCA Program provides a cost-effective means of protecting the public and the environment from risks posed by dry-cleaning solvent contamination and provides property owners and dry cleaners the opportunity to allow site contamination to be remediated at costs that they can afford.

## **G. Program Challenges**

Over the past decade, contaminant vapor intrusion has been a focal point for the DSCA Program as discussed in Section B.4 of this report. The DSCA Program is a leader in rapid response to address vapor intrusion issues across North Carolina at DSCA sites and assists other programs with technical expertise when needed. Typically, within 24 hours of verifying contaminant concentrations in indoor air that exceed the inhalation action level, the DSCA Program staff is on-site deploying air handling units to immediately reduce exposures to below the action levels. This scenario occurs approximately 10 times a year. The DSCA Program then develops a plan to address vapor intrusion on a more permanent basis through remediation or installation of a more robust mitigation system. Not every DSCA site requires rapid response to vapor intrusion because the contaminant levels in indoor air do not exceed immediate action levels. However, vapor intrusion is an issue that is addressed by the DSCA Program at approximately 80 percent of its sites to protect against current and future exposure to potential vapor intrusion contaminants. The DSCA Program meets the challenges of vapor intrusion by remaining at the forefront of technical assessment and mitigation of sites and has set the standard for innovative sampling techniques and the collection of data to assist EPA with vapor intrusion guidance.

The rules in 15A NCAC 02S, which are Rules and Criteria for the Administration of the Dry-Cleaning Solvent Cleanup Fund, are currently going through the readoption process which began with a presentation to the Environmental Management Commission's Groundwater and Waste Management Committee in May 2024. The rule adoption process is expected to conclude in May 2027.

The number of contaminated properties being redeveloped has been increasing. These properties are redeveloped while the site is being addressed in the DSCA program and after the site has been closed by DSCA using land-use restrictions. The burden on staff time and expertise to address these redevelopment needs will require dedicated staff members to oversee the activities at these sites. Additionally, dedicated staff will be necessary to oversee the post closure activities at the growing number of sites closed under the DSCA program to ensure compliance with land-use restrictions and protection of public health. DWM's Brownfields Redevelopment Section has a Property Management Branch that performs these functions, and it is anticipated that the Superfund Section will establish a similar unit in the coming year to address redevelopment and post-closure sites in all Superfund programs, including DSCA.

## Chapter III: Hazardous Waste Program

### A. Executive Summary

This annual report describes the activities of North Carolina's Hazardous Waste Management Program, Resident Inspector Program, and Mercury Switch Removal Program for State FY 2023-24. It is prepared pursuant to G.S. 130A-294(i) and is presented to the General Assembly and its Fiscal Research Division. North Carolina's Hazardous Waste Management Program protects human health and the environment from the risks presented by the potential mismanagement of hazardous waste.

- Hazardous waste received by the nine commercial hazardous waste facilities in North Carolina in FY 2023-24 amounted to 32,120.33 tons. This data is from the Resident Inspector Program (RIP).
- Hazardous waste generated by businesses and industries in North Carolina in FY 2023-24 totaled approximately 113,997 tons. Hazardous waste generated data is from the EPA's Resource Conservation Recovery Act Information (RCRAInfo) database system.
- The number of small quantity generators (SQGs) and very small quantity generators (VSQGs) increased in FY 2023-24. The quantity of hazardous waste generated by these facilities is not available since there is no regulatory requirement for these facilities to report hazardous waste generated.
- Inspection, compliance assistance, and enforcement activities at hazardous waste facilities resulted in the safe management of an estimated 1,750 gallons and 156,280 pounds of hazardous waste, 7,366 gallons and 93,835 pounds of non-hazardous waste, 8,390 gallons of used oil, and 65,610 pounds of used oil-contaminated soil.

In addition, the program continues to make significant progress in cleaning up contamination at permitted hazardous waste management facilities. The national goal is for final remedies to be constructed and fully operational at 95 percent of these facilities nationally; although this does not necessarily mean remediation will have been completed. Currently, in North Carolina, 66 percent of facilities have had a remedy constructed. It is important to note that after a stable universe of facilities for many years, three (3) additional facilities have been added to the Resource Conservation and Recovery Act (RCRA) universe since FY 2022-23.

### B. Hazardous Waste Management Program

North Carolina was authorized to implement the federal hazardous waste regulatory program in lieu of the EPA in 1980. Federal authorization is the process through which EPA delegates primary program implementation and enforcement responsibility to states while maintaining an oversight role to ensure national consistency.

The federal program, established under the RCRA Subtitle C, regulates the generation, transport, treatment, storage, disposal, and recycling of hazardous waste. The program also governs the environmental remediation of hazardous waste treatment, storage, and disposal facilities that have been contaminated by prior waste management activities. The N.C. Hazardous Waste Management Program is administered and enforced by DWM's Hazardous Waste Section.

#### 1. Hazardous Waste Generation, Management, and Remediation

##### a. Generation

Hazardous waste is defined as industrial material destined for disposal or recycling that may be ignitable, corrosive, reactive, and/or toxic and, as such, poses a risk to human health and the environment if improperly managed. The comprehensive hazardous waste generation data is available biennially through RCRA Info (see Section III-3, the Information Management Section of this report).

In FY 2023-24, there were approximately 391 (as of February 7, 2025, source RCRAInfo) North Carolina large quantity generators. The amount of hazardous waste generated in FY 2023-24 was approximately 113,997 tons.

In FY 2023-24, there were approximately 1,368 (as of February 7, 2025) small quantity generators in North Carolina and 6,525 (as of February 7, 2025) very small quantity generators. These generators are subject to reduced reporting and regulatory requirements because they are often small businesses for whom periodic reporting could be overly burdensome. They are also subject to reduced reporting because the amounts of waste generated at each site are less likely

to present significant risks to human health and the environment. However, these facilities collectively generate a significant amount of hazardous waste that must be managed properly and in compliance with applicable rules. Significant resources are devoted to technical assistance, outreach, and compliance activities at these facilities. Staff conduct compliance assistance visits or other types of inspections as a way of outreach to help facilities comply with the RCRA hazardous waste regulations.

b. Management

Comprehensive hazardous waste generation data is available biennially. In FY 2023-24, North Carolina's nine commercial hazardous waste facilities received and processed 32,120.33 tons of hazardous waste from offsite generators.

c. Remediation

There are 72 active hazardous waste treatment, storage, disposal, and corrective action facilities in North Carolina. They are permitted RCRA facilities. Each facility is governed by a permit, an enforceable order, or another operational control mechanism for the management and/or remediation of hazardous waste.

There are 86 facilities (3 new facilities added since FY 2022-23) subject to the RCRA Corrective Action Program, which addresses the remediation of environmental contamination at permitted hazardous waste facilities. These 86 facilities are sites with waste releases that must be remediated and include Federal Hazardous and Solid Waste Amendments-only sites that are no longer active facilities but have permits to remedy past releases. The Hazardous Waste Program tracks the remediation progress at these sites using five environmental indicators:

- Human exposure controlled
- Groundwater contamination controlled
- Cleanup remedy constructed
- Ready for Anticipated Use
- Remedy completed

The program continues to make significant progress in overseeing the remediation of contamination at permitted hazardous waste management facilities. The national goal is for 95 percent of these facilities to meet three EPA environmental indicator priorities. Currently, in North Carolina, 95 percent of facilities have human exposure controlled, 91 percent have groundwater contamination controlled, and 66 percent have a remedy constructed. It is important to note that beginning FY 2022-23 EPA has granted states the ability to add sites to the RCRA Corrective Action Universe, which reflects lower completion percentages in comparison with previous years. In addition, EPA set goals of 32 percent of the facilities completing all remediation and identifying facilities that are Ready for Anticipated Use (RAU CA800). Currently, 27 percent of North Carolina facilities have all hazardous waste remediation completed.

The Hazardous Waste Section summary of corrective action at RCRA facilities is summarized in the Table III-1 below.

**7Table III-1. Corrective Action at RCRA facilities**

RCRA	CA050	CA725	CA750	CA550	CA800	CA900
<b>Corrective Action Universe Tracking(i)</b>	Assessment Completed(i)	Current Human Exposures Under Control Determination(ii)	Groundwater Releases Controlled Determination(i)	Remedy Construction(v)	Ready for Anticipated Use(vi)	CA Performance Standards Attained/ CA999 CA Process Terminated(vi)
<b>FY 2023-24</b>	0	0	0	0	0	0
<b>Accomplishments</b>						
<b>Total Accomplishments through FY 2023-24</b>	84	82	78	57	14	23
<b>State % Final (Cumulative / Baseline)</b>	98%	95%	91%	66%	16%	27%
<b>Goal</b>				<b>95%</b>		

(i) The universe of current Corrective Action facilities is 86. Three added since FY 2022-23.

(ii) The event by which the RFA is completed.

(iii) The event by which the State verifies that the current human exposures are under control.

(iv) The event by which the State verifies that the migration of contaminated groundwater is under control.

(v) Remedy construction may also acknowledge the event where no remedy is constructed and/or where final remedy construction has been deferred in specified operating areas at the facility as long as certain criteria are met. The event when the State acknowledges in writing that the RCRA facility has completed construction of a facility's remedy that was designed to achieve long-term protection of human health and the environment and that the remedy is fully functional as designed, whether or not final cleanup levels or other requirements have been achieved.

(vi) This code is not equivalent to a no further action decision or final cleanup of a facility. The event by which the State makes an RAU determination and completes an RAU form. The RAU milestone is achieved when a piece of property can be safely used for an anticipated use and, depending upon the anticipated future use, may not require a facility-wide construction complete determination.

(vii) CA900 - This event indicates remedies selected for the protection of human health and the environment standard have been fully implemented and associated performance standards have been attained at the entire facility or specific areas within the facility. CA999 - This event indicates the completion of the corrective action process for the entire facility or for areas at the facility; that active remedial measures as specified in the RCRA permit or enforcement order are completed, and that all obligations with respect to compliance with 40 CFR Part 264.101 or equivalent State requirements with respect to known Solid Waste Management Units (SWMUs) or Areas of Concern have been met.

**d. Strategy to achieve the goals listed above:**

The Facility Management Branch (FMB) evaluates and projects RCRA Corrective Action goals multiple times per year: during the EPA Work Plan development stage, at the EPA End-of-Year Reporting stage, at each review, and during the regular supervisor/employee meetings. Facilities that have not met the Human Exposures Controlled and Groundwater Contamination Controlled projections have been evaluated and have been notified concerning information needed to meet the goals, including the newly permitted facilities.

The Remedy Constructed (CA550) indicator is very dependent on the facility, not necessarily the Hazardous Waste Project Manager. The facility team needs to have conducted a sufficient job assessing the contamination before they can propose and implement what could be considered a final remedy. Fully assessing groundwater contamination and remediating groundwater contamination is not an easy or inexpensive task. The Remedy Constructed indicator requires extensive discussions between the FMB and subject facilities to identify and approve remedies that are protective of human health and the environment and meet the appropriate media standards. The selection of the proper remedy and implementation of the remedy may require a large investment of time and money at each facility. For the FMB to meet the goal of 95 percent, no more than four facilities can miss the goal. EPA is aware that it is unlikely that the FMB will meet the 95 percent Remedy Constructed goal. However, the FMB continues working to meet these goals.

The FMB continues to evaluate facilities that appear to have the necessary elements required for the Ready for Anticipated Use (RAU CA800). Once evaluated and a positive RAU CA800 is determined, the proper forms will be completed.

To meet the All RCRA Remediation Complete goal, a facility must meet the appropriate clean-up standards for all media: soil, groundwater, surface water, and air. Typically, groundwater cleanup is a multi-decade process, depending on the constituents and concentrations that need to be remediated. However, the Risk-Based Remediation of Industrial Sites legislation enacted through S.L. 2011-186 and revised by S.L. 2015-286 allows for a risk-based approach to the soil, groundwater, and air standards if the remedy still provides for the protection of human health and the environment.

## **2. Compliance and Enforcement**

The Hazardous Waste Section is responsible for implementing inspection, compliance, and enforcement activities. The environmental benefits achieved through compliance and enforcement activities are identified each year to measure the overall success of the program in meeting environmental goals. During FY 2023-24, the Hazardous Waste Section's actions ensured the safe management of an estimated 1,750 gallons and 156,280 pounds of hazardous waste, 7,366 gallons and 93,835 pounds of non-hazardous waste, 8,390 gallons of used oil, and 65,610 pounds of used oil contaminated soil, which otherwise may have been mismanaged. These actions also ensured the protection of staff at affected facilities, emergency responders, nearby residents, and environmental receptors who could have been adversely affected by mismanaged waste.

## **3. Information Management**

Comprehensive information about North Carolina's hazardous waste facilities is entered and stored in the national hazardous waste database known as Resource Conservation and Recovery Act Information (RCRAInfo). This system gives EPA and State hazardous waste staff access to hazardous waste facility, e-manifest, inspection, enforcement, permitting, corrective action, and Biennial Report information. The RCRAInfo database was developed by and is managed by the EPA. The State's data is entered into the database and maintained by Hazardous Waste Section staff. RCRAInfo contains comprehensive information on facilities that generate and/or manage hazardous waste in the State as well as all the Hazardous Waste Section's activities affecting these facilities. To view RCRAInfo, visit <https://enviro.epa.gov/envirofacts/rcrainfo/search>. To view environmental information for specific hazardous waste sites in North Carolina, visit <https://enviro.epa.gov/>. To view biennial report information, visit <https://enviro.epa.gov/envirofacts/br/search>. For details about the DEQ DWM and its Hazardous Waste Section, visit DWM's website: <https://deq.nc.gov/about/divisions/waste-management>, or the Section's website: <https://www.deq.nc.gov/about/divisions/waste-management/hazardous-waste-section>.

## **4. Hazardous Waste Program Development**

The Hazardous Waste Program will continue to ensure safe hazardous waste management in North Carolina by:

- Supporting opportunities for waste minimization, including source reduction and recycling, as well as supporting annual generator workshops that educate hazardous waste generators about hazardous waste regulations to help these generators achieve and maintain compliance.
- Maintaining a variety of easily accessible online guidance documents to educate all generators about hazardous waste regulations that help them achieve and maintain compliance. Visit the Hazardous Waste Section's Guidance Documents website: <https://www.deq.nc.gov/about/divisions/waste-management/hazardous-waste-section/technical-assistance-and-guidance-documents>.
- Continuing to seek EPA authorization to maintain the Hazardous Waste Section's authority to implement the federal program.
- Maintaining high-quality hazardous waste data for hazardous waste trend analysis and sound decision-making. Utilizing the EPA's RCRA Integrated Targeted Assistant (RITA) online dashboard that incorporates the Hazardous Waste Section's data to identify potential at-risk facilities, under reporters, and non-notifiers.
- Participating in the EPA rulemaking process. State authorization is a rulemaking process that EPA delegates the primary responsibility of implementing the RCRA hazardous waste program to individual states in lieu of EPA.

This process ensures national consistency and minimum standards while providing flexibility to states in implementing rules. On November 4, 2024, the Final Authorization of the North Carolina State Hazardous Waste Management Program Revisions was printed in the Federal Register (89 FR 87512; November 4, 2024) and can be found at this link: <https://www.govinfo.gov/content/pkg/FR-2024-11-04/pdf/2024-25602.pdf>. North Carolina continues to have primary enforcement authority and responsibility for its State hazardous waste program.

## 5. Hazardous Waste Reduction Initiatives

The Hazardous Waste Section promotes waste minimization, including source reduction and recycling in all its programs. Some of these activities include:

- Incorporating pollution prevention and sustainable materials management training into annual generator workshops, industry meetings, and enforcement settlement negotiations.
- Reviewing facility requests for alternative management practices for hazardous waste (use/reuse, reclamation, substitution, reclassification, and delisting).
- Ensuring that generators continue to develop programs to minimize or reduce the volume and quantity or toxicity of hazardous waste when staff conducts compliance assistance visits and during facility inspections.

## 6. Cost of Hazardous Waste Management Program

8Table III-2. Hazardous Waste Legislative Financials – July 1, 2023 to June 30, 2024

Category	Receipts	Appropriations	Federal	TOTALS
Salary and Fringe	2,499,166.73	0	2,099,950.28	<b>\$4,599,117.01</b>
Purchased Services	94,980.48	0	362,223.45	<b>\$457,203.93</b>
Supplies	3,129.50	0	12,393.63	<b>\$15,523.13</b>
Property Plant and Equipment	0.00	0	949.34	<b>\$949.34</b>
Other Expenses and Adjustments	27,270.00	0	219,085.18	<b>\$246,355.18</b>
Intragovernmental Transfers	0.00	0	0.00	<b>\$0.00</b>
<b>TOTALS</b>	<b>\$2,624,546.71</b>	<b>\$0.00</b>	<b>\$2,694,601.88</b>	<b>\$5,319,148.59</b>

## C. Resident Inspector Program

### 1. Executive Summary

The Resident Inspector Program, effective since January 1, 1991, has been operating for more than 33 years and is administered by the DWM's Hazardous Waste Section. The program uses a multimedia approach during required regulatory inspections involving hazardous waste management and treatment requirements, workplace safety, air emissions requirements, wastewater treatment and discharge requirements. Resident inspectors also evaluate commercial hazardous waste facilities for potential violations in other regulatory areas, such as the N.C. Department of Labor's Occupational Safety and Health Act and the N.C. Department of Transportation's hazardous materials transportation regulations. The program inspected the State's nine permitted commercial hazardous waste treatment, storage, and disposal facilities during this period.

For FY 2023-24, the Resident Inspector Program operated with a staff of five (5) positions paid from the commercial hazardous waste facility fees. The program's operating fee-based budget collected \$416,269.47 and program expenses totaled \$503,108.88. Program staff conducted 407 multi-media inspections with one (1) notice of violation.

## **2. Program Description**

The Resident Inspector Program was established "... to enhance the ability of the department to protect public health and the environment by providing the department with the authority and resources necessary to maintain a rigorous inspection and enforcement program at commercial hazardous waste facilities" (G.S. 130A-295.02(f)). The program monitors all aspects of commercial hazardous waste facilities in North Carolina, provides facility support through assistance and education, assures compliance with laws and rules administered by DEQ, and may include enforcement of laws or rules administered by any other State agency through a memorandum of agreement.

The Resident Inspector Program is part of the Hazardous Waste Section's Compliance Branch. For FY 2023-24, the program was comprised of three resident inspector positions, one administrative assistant, and one (half-time) program supervisor.

During FY 2023-24, Resident Inspector Program staff conducted 407 multimedia inspections at North Carolina's nine commercial hazardous waste treatment and storage and disposal facilities. This performance met the statute-mandated minimum of 408 inspections. (See Table III-3.)

## **3. Program Funding**

The Resident Inspector Program is intended to be funded solely by fees collected from commercial hazardous waste facilities (G.S. 130A-295.02(h)). These fees are based on each facility's category ranking and the volume (tons) of hazardous waste received. For FY 2023-24, facility ranking fees totaled \$271,728 and tonnage fees (\$4.50 per ton) equaled \$144,541.49. (See Table III-3.) The program's expenses totaled \$503,108.88.

## **4. Program Results**

Resident inspectors offer compliance assistance routinely – often in the form of education, technical assistance, and recommendations or comments during the site visits. Since the inspectors visit these facilities at least twice a month, they become familiar with facility management, operations, and site conditions. Inspection rates are based on facility ranking, which is based on the facility's size, what type of treatment they do, what type of waste they manage and how much, their enforcement history, their locations, and what reclamation activities they may conduct.

Resident inspectors visit these sites two (2) to six (6) times per month, depending on the facility's ranking. Resident inspectors can easily identify potential problem areas and work with the facility toward a permanent solution. If a facility begins to have operational or compliance problems, the inspector reviews these problem areas during each visit to provide assistance and keep the facility's compliance awareness high. Inspectors communicate frequently with facility management and front-line workers to address conditions or behaviors before they become a compliance issue.

The inspectors also communicate to clarify permit conditions and current regulatory requirements and explain the reasons for the requirements as well as the potential risks and costs of noncompliance. During the past fiscal year, resident inspectors issued one (1) notice of violation. (See Table III-3.)

The Resident Inspector Program staff members continue to provide rigorous oversight of commercial hazardous waste facilities across the State. The staff constantly seeks new approaches and initiatives to ensure that commercial hazardous waste facilities can protect public health and the environment. The Resident Inspector Program staff has also worked with the commercial facilities to maintain compliance during times of economic challenge. Economic pressures can cause hazardous waste facilities to operate with fewer staff members and provide employees with less training. All of these factors can lead to non-compliance. The Resident Inspector Program continues to work toward a high level of compliance at the commercial hazardous waste facilities in North Carolina through facility education, technical assistance, and regulatory oversight activities.

**9Table III-3. Resident Inspector Program Commercial Hazardous Waste Facilities' Data FY 2023-24**

<b>Commercial/ Treatment/ Storage/ Disposal Facility</b>	<b>Facility Ranking</b>	<b>Minimum Number of Inspections</b>	<b>Actual Number Inspections Conducted</b>	<b>HW Tons Received FY2023- 24</b>	<b>HW Tons Received FY 2023- 24</b>	<b>Notices of Deficiency Issued</b>	<b>Notices of Violation Issued</b>	<b>Compliance Orders Issued</b>
<b>Clean Harbors</b>	<b>3</b>	72	73	4271.32	4933.5	0	0	0
<b>Clean Earth/ DART</b>	<b>3</b>	72	71	5891	7439	0	0	0
<b>Republic /Ecoflo</b>	<b>3</b>	72	71	9415.17	6897.13	0	0	0
<b>Univar/ Nexeo Solutions</b>	<b>2</b>	48	49	9780	10403	0	0	0
<b>SK- Archdale</b>	<b>1</b>	24	24	27.37	26.64	0	0	0
<b>SK- Charlotte</b>	<b>1</b>	24	24	3.33	3.12	0	0	0
<b>SK-Raleigh</b>	<b>1</b>	24	24	18.15	16.86	0	1	0
<b>SK-St. Pauls</b>	<b>1</b>	24	23	31.88	36.3	0	0	0
<b>Veolia ES Industrial Services</b>	<b>2</b>	48	48	2436.81	2364.78	0	0	0
<b>TOTALS</b>		<b>408</b>	<b>407</b>	<b>32,026.47</b>	<b>32,120.33</b>	<b>0</b>	<b>1</b>	<b>0</b>

**D. Mercury Switch Removal Program**

**1. Executive Summary**

The Mercury Switch Removal Program (MSR Program) has been operating for 19 years and is administered by DWM’s Hazardous Waste Section. The program continues to inspect the end-of-life vehicle dismantling, crushing, and shredding facilities. For FY 2023-24, the Mercury Switch Removal Program operated with a staff equivalent to approximately five (5) positions supplied by the Hazardous Waste Section’s Compliance Branch. The program’s operating budget is funded by fees collected as part of the N.C. Department of Transportation’s application for a certificate of vehicle title fee.

The program’s total operating costs in FY 2023-24 were \$487,606.11. Those costs include switch reimbursements of \$5 for every mercury switch removed and recycled or disposed of as RCRA "Universal Waste." A total of \$13,990 was disbursed to the dismantlers, crushers, and shredders for mercury switch reimbursements. Program staff conducted 56 inspections during FY 2023-24 to determine compliance with State and federal RCRA regulations. No notices were issued.



## **2. Program Description**

Through S.L. 2005-384, as amended by S.L. 2007-142, the General Assembly acted to reduce the amount of mercury entering the State's environment. As stated in G.S. 130A-310.51, the purpose of the program is to reduce the quantity of mercury released into the environment by removing mercury switches from end-of-life vehicles and creating a removal, collection, and recovery program for those switches. The mercury switches control convenience lighting in the trunk and under the hood. Specifically, the law requires all vehicle dismantlers, vehicle recyclers, vehicle crushers and/or vehicle scrap processors to remove, collect and recover mercury switches contained in end-of-life vehicles prior to crushing, shredding, or smelting the vehicles.

To ensure compliance with requirements established in G.S. 130A-310.50 through 310.55, DEQ's DWM's Hazardous Waste Section created the MSR Program, which is coordinated through the Section's Compliance Branch.

During FY 2023-24, the MSR Program inspectors conducted 56 inspections in North Carolina. The site visits are used to evaluate whether the facility is subject to the law and acquaint those regulated facility operators with the legislative requirements. Additional compliance assistance was provided by the inspectors, as needed, regarding the MSR Program and other RCRA and Clean Water Act regulated requirements.

In accordance with the National Vehicle Mercury Switch Removal Program (NVMSRP), North Carolina's MSR Program receives support from a corporation, End-of-Life Vehicle Solutions (ELVS), which was formed by and represents the major automobile manufacturers. ELVS provides the following support to North Carolina's vehicle dismantlers/recyclers, vehicle crushers, and scrap processing facilities:

- Educational materials regarding mercury switch removal, guidance on which vehicles contain mercury switches, and instructions on how to locate, identify and remove mercury switches.
- U.S. Department of Transportation (DOT) appropriate storage/shipping containers, including applicable labeling and shipping documents necessary for the shipment of the mercury switches
- Transportation of the mercury switches in a timely fashion to an RCRA-permitted mercury recycling/disposal facility.
- Recycling of the mercury switches by a qualified mercury retort facility or, when recycling is not feasible, for the proper disposal of the mercury switches at an RCRA-permitted disposal facility.
- Indemnification from liability for participating vehicle dismantlers, scrap processing facilities, vehicle crushers, and others once mercury switches are collected by the ELVS contractor.

With this level of support from automobile manufacturers, dismantlers/recyclers, vehicle crushers, and scrap processing facilities can effectively remove the mercury switches from end-of-life vehicles before crushing, shredding, or smelting them.

When the switches are removed from the vehicles, they are placed in the supplied DOT container, which is labeled with the date the first switch is placed in the container and with the words "Universal Waste – Mercury-Containing Equipment." When the container is full, with a maximum of 454 switches per container, or the date on the container approaches one year, the container is shipped to the ELVS-contracted receiving facility (shipping is paid for by ELVS). ELVS continues to provide new containers and supplies as needed.

## **3. Program Funding**

The MSR Program is funded by fees collected as part of the DOT fee for the application of a vehicle title certificate. Twenty cents of each \$40-per-vehicle certificate of title fee is now allocated to DWM for this program. (Formerly, fifty cents of each fee went to the now-defunct Mercury Pollution Prevention Trust Fund). Under G.S. 130A-310.54(b)(1) and (b1), the Mercury Pollution Prevention Fund, in part, reimburses the MSR Program with \$5 for each mercury switch removed and properly recycled or disposed of via the NVMSRP, paid to a vehicle crusher, vehicle dismantler, vehicle recycler, or scrap vehicle processing facility; and costs incurred by DEQ to administer the program. Operationally, the funding provided for approximately five (5) full-time equivalent positions, travel, and equipment expenses plus mercury switch removal reimbursement payments. Program duties are, on a part-time basis, spread among

these staff and others, including a chemist and supervisor. FY 2023-24 revenues were approximately \$480,253.38. Reimbursement paid to the vehicle dismantlers/recyclers, vehicle crushers, or scrap processing facilities, for removal of the mercury switches with proper recovery and disposal (\$5 per switch) totaled \$13,990 and total administrative costs totaled \$473,616.11. The fund balance did not see a net increase due to changes in legislation for the fiscal year.

#### 4. Program Results

As directed by ELVS, the contracted facility receiving the collected mercury switches supplies data to the MSR Program detailing the number of switches received, the date the switches were received, and the name and location of the facility that shipped the switches (dismantler, crusher, shredder, etc.).

For the calendar year 2024, 3,020 mercury switches were removed from vehicles and received by the ELVS contractor from North Carolina vehicle dismantlers/recyclers, vehicle crushers, and scrap processing facilities. This waste is managed as a universal waste. A total of 6.64 pounds of mercury (from the 3,020 switches) was prevented from being released into the environment in North Carolina as a result of mercury switches being removed from vehicles this year.

**10Table III-4. Mercury Switch Removal Program Summary of Data 2012-2024**

Calendar Year	Switches Collected	Pounds Collected	North Carolina National Rank
2024	3,020	6.64	
2023	4,081	8.99	
2022	6,724	14.79	
2021	7,192	15.82	
2020	9,417	20.72	3rd
2019	8,927	19.64	5th
2018	12,020	26.45	4th
2017	12,180	26.8	4th
2016	12,470	27.44	4th
2015	30,381	66.84	2nd
2014	38,479	84.66	2nd
2013	39,195	86.24	2nd
2012	49,561	109.05	2nd
2006-11	289,636	637.26	
<b>TOTALS (2006-24)</b>	<b>523,283</b>	<b>1151.34</b>	

In the 19 years this program has been in place, a total of 1,151.34 pounds of mercury has been prevented from being released into North Carolina’s environment from metal processing and smelting of scrap vehicles. North Carolina’s national rank is calculated based on the mercury recovery performance ratio. This is calculated by dividing the number of mercury switches received by the ELVS Federal program contractor from North Carolina for the fiscal year, by the number of mercury switches available for removal in North Carolina for that same period. The same calculations are made using the total national switch collection and availability, allowing ELVS to rank the state programs.

S.L. 2016-94 had established a sunset date for the Mercury Switch Program of June 30, 2017. The sunset date of the program has since been amended by S.L. 2017-57 and S.L. 2020-74 to be June 30, 2031. The law as amended also ended the transfer of funds into the Mercury Pollution Prevention Fund from the N.C. Highway Fund, removed most of the dollars from the fund and transferred all remaining funds to DWM on June 30, 2031. All activities of the program in North Carolina, including education, assistance, inspections, and switch reimbursements, will cease as of June 30, 2031.

## Chapter IV: Inactive Hazardous Sites

### A. Executive Summary

The N.C. General Assembly created the Inactive Hazardous Sites Program in DWM’s Superfund Section to identify, investigate and clean up properties contaminated with hazardous substances, including old pre-regulatory landfill (PRLF) sites that have environmental contamination and predate modern hazardous and solid waste landfill standards designed to prevent contamination. The Federal Remediation Branch (FRB) within the Superfund Section conducts site evaluation for existing release sites in the Inactive Hazardous Sites inventory. FRB also works with EPA and, when appropriate, the U.S. Department of Defense (DOD) to investigate, assess, and remediate sites where uncontrolled and unregulated hazardous wastes have been or may be released into the environment. For a small percentage of evaluated sites that qualify to be listed on the National Priority List (NPL) or are determined to be of NPL-caliber, the FRB provides both oversight and technical guidance to the EPA and DOD for site cleanup. This report satisfies the requirements set out in G.S. 130A-310.10 for an annual report to the General Assembly, and includes activities on inactive hazardous sites, including pre-regulatory landfills and sites with federal involvement.

To date, a total of 3,340 chemical spill or disposal sites and old, unlined dumps or landfills (pre-regulatory) have been cataloged in North Carolina. Of this number, 2,600 still require work to address public health or environmental hazards. Of the 2,600 remaining open cases, 631 are old, unlined landfills that predate solid and hazardous waste permitting laws.

#### Inactive Hazardous Sites in FY 2023-24:

Total Number of Inactive Hazardous Sites Cataloged		3,340
	Chemical Spill or Disposal Sites	2,672
	Pre-Regulatory Landfills	668
Total Number of Sites Requiring No Further Action		740
	Chemical Spill or Disposal Sites	703
	Pre-Regulatory Landfill Sites	37
Remaining Open Sites		2,600
	Chemical Spill or Disposal Sites	1,969
	Pre-Regulatory Landfills	631
Sites on the National Priorities List (NPL)		40
	NPL Sites with No Responsible Party	19
	NPL Sites Delisted	2

#### Inactive Hazardous Sites Program (non-PRLF) Activities During FY 2023-24:

Oversight of Responsible Party Cleanup Actions		309
	Registered Environmental Consultant (REC)-Supervised Remedial Actions	107
	Staff-Supervised Remedial Actions under Administrative Agreements	62
	Additional Staff-Supervised Owner/Responsible Party Actions	97
	Spill Response Actions	37
Inactive Hazardous Sites Cleanup Fund Actions		
	Contaminated Site Assessments or Abatement Actions Completed or Ongoing	19
	Homes Provided with Alternate Water, Well Abandonment or Treatment System Maintenance	5
Testing Conducted by Staff		
	Water Supply Wells Sampled at Non-Landfill Sites	3
	Sites with Other Testing (soils, surface water)	2
New Site Screenings		
	Sites Screened	102

	Sites Added to Inventory	57
	Sites Reopened	0
Sites Evaluated for No Further Action (NFA) Status		
	Sites Evaluated	33
	NFAs Granted for Entire Site	29

**Pre-Regulatory Landfill Program Activities During FY 2023-24:**

Remedial Investigation Ongoing	51
Local Government Remedial Investigation Ongoing	9
Remedial Investigation Completed	2
Remedial Design Ongoing	40
Remedial Design Completed	0
Remedial Action Ongoing	1
Remedial Action Completed	0
No Further Action Issued	2
New Site Evaluations	5
Homes Provided Alternate Water or Treatment Systems Maintained	10
Number of Water Supply Wells Sampled	105

**Federal Remediation Program Activities During FY 2023-24:**

NPL, DOD, MGP, and Bankruptcy Sites with Investigation and Cleanup Oversight	115
Complete Five-Year Review Reports for NPL Sites	4
Complete Site Evaluation Reports	8
Complete O&M Sampling and Reporting	3
Number of Water Sample Well Sampled and Filtration Systems Maintained	4

**Program Funding**

a. Inactive Hazardous Sites

The Inactive Hazardous Sites Cleanup Fund (Fund) supports the development and implementation of a remedial action program focused on identifying and mitigating unacceptable risks to human health caused by the inactive hazardous substance or waste disposal sites with no responsible party. In January 2024, the Fund was appropriated an additional \$400,000 to allow an increase in the number of non-landfill sites addressed, including those discovered to be affected by emerging contaminants. A total of \$476,988 was spent on assessment and imminent hazard abatement, fees of \$23,750 and a settlement of \$42,296 added to the beginning balance of \$285,789 yielding an ending balance of \$674,847. Already, \$52,602 has been committed to work completed, and additional assessment and imminent hazard abatement work continues to be planned for the next fiscal year.

b. Pre-Regulatory Landfills

A portion of a solid waste disposal tax established by the legislature is dedicated toward contracting assessment and remediation at uncontrolled pre-regulatory landfills and to fund staff to implement the program. This fiscal year, \$12,729,161 was added to a beginning balance of \$20,095,723. Expenditures totaled \$8,929,075 yielding an end balance of \$23,895,810. Encumbrances not yet paid total \$10,585,803 leaving an end of fiscal year effective cash balance of \$13,310,007.

c. Federal and National Priority List Sites

DEQ provides a 10 percent cost share required for Superfund cleanups on the 19 NPL sites having no viable responsible party to pay the operating and maintenance costs associated with these Superfund cleanups. As of June 30, 2024, the fund had \$4,307,810. The total amount obligated under contracts was \$2,266,410 (\$1,897,046 under SSCs, \$369,365 under Cape Fear Wood Preserving Co. Inc. O&M Contract); and unobligated fund balance that is available for future O&M and SSCs was \$2,041,399. The amount of federal cost share funds distributed in FY 2023-24 was \$50,127. During the fiscal

year, there is minimum payment (\$35) to EPA under the SSC because almost all remedial activities at the fund-lead sites were using federal infrastructure bill funds, which did not require State cost share.

## **B. The Inactive Hazardous Sites Program**

DWM's Inactive Hazardous Sites Branch implements the Inactive Hazardous Sites Response Act of 1987 (IHSRA) and is responsible for oversight and approval of the assessment and remediation of sites contaminated with hazardous substances.

### **1. The Inactive Hazardous Waste Sites Inventory and Priority List**

The Inactive Hazardous Sites Inventory consists of five categories based mostly on a site's remedial action status. Newly discovered sites are added to the "Evaluation Pending" or "Non-hazardous substance site" categories. As staff resources are available, the sites are ranked based on the threat to public health and the environment as required by G.S. 130A-310.2. Ranking procedures are prescribed in 15A NCAC 13C .0200. Once ranked, sites are transferred to the "Sites Priority List" (SPL) Category. Appendix C includes the priority list and the type of hazardous substances or waste known or believed to be located at each of these sites. The purpose of the SPL is to prioritize remedial actions at sites without responsible parties, providing sufficient funding is available. The rank or absence of a site on the priority list does not limit DWM in conducting abatement actions at sites with newly discovered immediate hazards.

If a party volunteers to clean up a site and enters into an administrative agreement with DWM, the site is then transferred to the "Voluntary Action" category. Once cleanup is complete, the site is transferred to one of the "No Further Action" (NFA) categories.

To date, the program has cataloged 2672 chemical spill sites. A total of 57 new chemical spill sites were added to the inventory of sites in FY 2023-24 (Table IV-1). No chemical spill sites were reopened based on additional evidence of contamination. A total of 703 sites have work completed to date and are assigned "No Further Action" status. Of those, 29 completed remedial actions and were assigned "No Further Action" status in FY 2023-24 (Table IV-2).

G.S. 130A-310.10 requires reporting of the location of each inactive hazardous waste disposal site. Appendix D lists all of the inactive hazardous sites by County. Due to the large numbers of contaminated sites, most of the sites have not undergone the assessments needed to provide complete information.

**11Table IV-1. Inactive Hazardous Sites Inventory List of New Non-PRLF Sites During FY 2023-24**

<b>ID Number</b>	<b>Site Name</b>	<b>City</b>	<b>County</b>
NONCD0003268	710 Piedmont Triad West Drive	Mount Airy	Surry
NONCD0003273	AC Delco Building	Winston-Salem	Forsyth
NONCD0003291	Academi Training Facility	Moyock	Camden
NONCD0003257	Admiration Hosiery Mills	Charlotte	Mecklenburg
NONCD0003243	Army Reserve Durham	Durham	Durham
NONCD0003242	ARNG Morrisville	Morrisville	Wake
NONCD0003241	ARNG Salisbury	Salisbury	Rowan
NONCD0003278	Avondale Mills Sanford	Sanford	Lee
NONCD0003269	Baileytown Church Rd And Nc Hwy 89 E PCE	Walnut Cove	Stokes
NONCD0003244	Blue Bell Mill	Lenoir	Caldwell
NONCD0003270	Browning Tire And Auto	Wilmington	New Hanover
NONCD0003294	Bynum First And Last Mart	Pittsboro	Chatham
NONCD0003281	Capital Power	Southport	Brunswick
NONCD0003285	Cemex Construction	Winston-Salem	Forsyth
NONCD0003248	Cleveland Mills	Lawndale	Cleveland
NONCD0003264	Crescent Ave And Providence Road PCE	Charlotte	Mecklenburg
NONCD0003251	E 2nd Ave PCE	Lexington	Davidson
NONCD0003296	East Church St Contamination	Laurinburg	Scotland
NONCD0003252	Fletchers Powder Coating LLC	Creedmoor	Granville
NONCD0003255	Fortress Wood Products GSO	Greensboro	Guilford
NONCD0003256	Heritage Square III	Durham	Durham
NONCD0003265	Hillsborough St Solvents	Raleigh	Wake
NONCD0003282	Hitachi China Grove	China Grove	Rowan
NONCD0003290	Hwy 70 Business Automotive	Clayton	Johnston
NONCD0003280	Hwy 70 Morehead City	Morehead City	Carteret
NONCD0003272	Identity Custom Signage	High Point	Guilford
NONCD0003258	Myrtle Desk Co	High Point	Guilford
NONCD0003249	N Tryon Street VOCs	Charlotte	Mecklenburg
NONCD0003292	NCSU Water Chiller Release	Raleigh	Wake
NONCD0003286	Nisbet Marine Mart	Charlotte	Mecklenburg
NONCD0003276	Nissen Wagon Works	Winston-Salem	Forsyth
NONCD0003247	North Main Street Contamination	Mooresville	Iredell
NONCD0003279	North Raleigh Blvd VOCs	Raleigh	Wake
NONCD0003254	Pag Chadbourn	Chadbourn	Columbus
NCD982133555	Polymer Recycle	Leland	Brunswick
NONCD0003260	Raleigh Ice Center	Raleigh	Wake
NONCD0003295	Remount Rd Fire Pit	Charlotte	Mecklenburg
NONCD0003275	Rental Uniform Services of Statesville	Statesville	Iredell

NONCD0003271	Rose Ice and Coal	Wilmington	New Hanover
NONCD0003283	S Main Salisbury	Salisbury	Rowan
NONCD0003274	Sams Pit Stop	Winston-Salem	Forsyth
NONCD0003267	SDR Properties LLC	Greensboro	Guilford
NONCD0003288	Servicemaster Fox Associates	Charlotte	Mecklenburg
NONCD0003259	Shop Towel Rentals	Charlotte	Mecklenburg
NONCD0003253	Skenes Ave PCE	Henderson	Vance
NONCD0003261	South and Hollis Loso	Charlotte	Mecklenburg
NONCD0003287	South End Business Park	Charlotte	Mecklenburg
NONCD0003262	South Graham Tower	Charlotte	Mecklenburg
NONCD0003263	South Tryon Commercial	Charlotte	Mecklenburg
NONCD0003246	Southbank Building	Durham	Durham
NONCD0003284	Sunbelt 4500 Site	Burlington	Alamance
NONCD0003293	Sun-Do Magnolia Lumberton	Lumberton	Robeson
NONCD0003250	Sweeten Creek Road VOCs	Asheville	Buncombe
NONCD0003289	Tarmac Virginia	Charlotte	Mecklenburg
NONCD0003277	Universal Industrial Park Site	High Point	Guilford
NONCD0003245	Webber Automotive	Winston-Salem	Davidson
NONCD0003266	Williams And Gentry PCE	Yadkinville	Yadkin

**12Table IV-2. Inactive Hazardous Sites Inventory List of Non-PRLF Sites Assigned No Further Action Status During FY 2023-24**

<b>ID Number</b>	<b>Site Name</b>	<b>City</b>	<b>County</b>
NCD002464691	Alliance Carolina Tool and Mold	Arden	Buncombe
NONCD0001131	American Refuse Systems	Fayetteville	Cumberland
NONCD0003164	Ardmore Commons	Winston-Salem	Forsyth
NCD981022072	Bettis Property	Earl	Cleveland
NONCD0001345	Bobby Murray Toyota	Rocky Mount	Nash
NONCD0003230	Brooks Street 610 Property	Wake Forest	Wake
NONCD0003234	C&D Motors	Jacksonville	Onslow
NONCD0001525	Coca-Cola Co. Skyland	Skyland	Buncombe
NONCD0001420	CSX Hamlet Diesel Shop	Hamlet	Richmond
NONCD0001682	Enders Residence, Frank	Darlington	Halifax
NONCD0001805	Exxon Pipeline	Leland	Brunswick
NCD024817827	Henredon Furniture	Spruce Pine	Mitchell
NONCD0003272	Identity Custom Signage	High Point	Guilford
NCD986215465	JMC USA Inc	RTP	Durham
NCD981927908	Kidd Lane Battery Disposal	Charlotte	Mecklenburg
NONCD0003225	National Salvage Fire	Dudley	Wayne
NONCD0002214	North American Products	Statesville	Iredell



NONCD0003233	Northwest Blvd Waste Oil Tank	Winston-Salem	Forsyth
NONCD0003247	North Main Street Contamination	Mooresville	Iredell
NONCD0002975	Old Lexington Rd PCE Contamination	Winston-Salem	Forsyth
NONCD0002128	Purina Mills	Wilson	Wilson
NONCD0003295	Remount Rd Fire Pit	Charlotte	Mecklenburg
NONCD0003267	SDR Properties LLC	Greensboro	Guilford
NONCD0003163	South Tryon Street PCE	Charlotte	Mecklenburg
NONCD0002572	T&T Supermarket	Morganton	Burke
NONCD0003213	The Children’s Clinic	Fairmont	Robeson
NONCD0002595	Thomson Crown Wood Products	Mocksville	Davie
NCD981472624	US 70 Drum Dump	Morganton	Burke
NCD093334209	Wilson, Ralph Plastics	Fletcher	Henderson

## 2. Sites Using the Inactive Hazardous Sites Cleanup Fund

The annual appropriation to the cleanup fund was increased from \$400,000 to \$800,000 this year and became available in January 2024. This first-time increase to the fund is intended to accommodate remedial action cost increases and to allow a higher number of sites to be addressed, including those discovered to be affected by the various emerging contaminants. Funds are used on higher risk chemical spill sites that have no identified or potential financially viable responsible party available to pay for contaminant testing and cleanup. These cases are referred to as “orphan” sites, which amount to almost half of the open cases in the inventory, with many new ones reported to DWM each year. The Inactive Hazardous Waste Sites Priority List helps determine priorities for cleanup.

Determining whether a potential responsible party exists most often requires research, inquiry, and sampling, because it is difficult to prove who caused the contaminant releases at these sites. Once a responsible party is identified, they are encouraged to voluntarily clean up their sites. However, when they are no longer in business, financially unsound, or do not comply with a request and subsequent order to clean up a site, State funds must have historically been used to perform the cleanup using the Fund. The demand for State funds to conduct site cleanups depends on two factors: (1) how often responsible parties refuse to comply with orders to conduct cleanup and (2) the risks associated with orphan sites that lack financially viable responsible parties.

A high percentage of these “orphan” sites have been identified as higher risk because they are either used for residential purposes, have contaminated water supply wells, have a drinking water source within one-quarter mile of the site, or have the potential for indoor air concerns associated with volatile subsurface contamination. The Fund is used to: (1) address these imminent hazard sites; (2) pay for assessment and cleanup when responsible parties do not comply with orders to clean up sites; (3) pay for assessment and cleanup of orphan sites; (4) pay for preparation of a Notice of Environmental Contamination if the owner does not comply with orders to record a notice; and (5) provide alternate water in response to private well contamination. When a financially viable responsible party exists, the State must attempt to recover its expenditure from the party responsible.

The Inactive Hazardous Sites Cleanup Fund was used to address 24 sites this year. As of July 1, 2023, the beginning balance of the Fund was \$285,789. Funds used during the fiscal year on imminent hazard sites totaled \$476,988. A summary of this work is provided in Table IV-3. The proposed cost of work already approved by June 30, 2024, totals \$243,962. Additional obligated funds for laboratory and bottled water contracts total \$46,110, leaving an available cash balance of \$384,774 at the end of the fiscal year.

**13Table IV-3. Inactive Hazardous Sites Cleanup Fund Expenditures for Sites with no Responsible Party during FY 2023-24**

Site Name	City/ County	Activity	FY 2023-24 Expenditures*
AC Delco Building	Winston-Salem/ Forsyth Co.	Conducted a vapor intrusion evaluation on a neighboring property.	\$12,269.41
Allen Lane Contaminated Wells	Hillsborough/ Orange Co.	Maintenance of treatment system installed on contaminated residential well.	\$2,945.69
Averette Road Solvents	Wake Forest/ Wake Co.	Conducted a vapor intrusion evaluation on a neighboring property.	\$7,598.29
Benfield Chemicals	Canton/ Haywood Co.	Groundwater and soil gas assessment of source property.	\$52,358.71
Brekenwood Subdivision	Pleasant Garden/ Guilford Co.	Maintenance of treatment system installed on contaminated residential well.	\$2,927.64
Busick Rd TCE	Reidsille/ Rockingham Co.	Maintenance of treatment system installed on contaminated residential well.	\$10,011.60
Cinderella Knitting Mills	Kings Mountain/ Cleveland Co.	Vapor intrusion monitoring and surface water sampling	\$59,402.27
Clarkson Street Contamination	Charlotte/ Mecklenburg Co.	Confirmation sampling for vapor intrusion mitigation system effectiveness	\$13,392.81
Gaither Transou Property	Greensboro/ Guilford Co.	Vapor intrusion evaluation of onsite residence.	\$35,972.00
Geltman Corporation	Conover/ Catawba Co.	Vapor intrusion evaluation of onsite building.	\$59,401.63
Gentex Printing	Rocky Mount/ Nash Co.	Vapor intrusion monitoring of onsite structure.	\$8,765.21
Gibbs Electroplating	Charlotte/ Mecklenburg Co.	Vapor intrusion evaluation of onsite building.	\$360.00
Morgan Mills (Dawson Plant #6)	Albemarle/ Stanley Co.	Groundwater, surface water and sediment monitoring.	\$20,544.00
Priddy Property, Winifred	Lawsonville/ Stokes Co.	Maintenance of treatment system installed on contaminated residential well.	\$1,216.86
Red Apple Market #40 (Former)	Ahoskie/ Hertford Co.	Vapor intrusion evaluation of onsite building.	\$18,107.06
Reeve's Brothers, Inc.	Albemarle/ Stanly	Vapor intrusion evaluation of onsite building and neighboring property.	\$23,664.84
Schulhofer Junkyard	Waynesville/ Haywood Co.	Surface water and sediment assessment of adjoining stream.	\$10,410.00
South Tunnel Road Solvents	Asheville/ Buncombe Co.	Groundwater assessment and vapor intrusion evaluation of onsite structure.	\$51,429.94

Texfi Industries, Inc/New Bern	New Bern/ Craven Co.	Offsite groundwater monitoring	\$14,928.70
W.E. Garrison Co	Raleigh/ Wake Co.	Maintenance of treatment system installed on contaminated residential well.	\$2,882.02
Webber Automotive	Winston-Salem/ Forsyth Co.	Soil and sediment assessment of illegal discharge.	\$504.00
Weldon Mill (FRMR)	Weldon/ Halifax Co.	Soil, groundwater and surface water assessment.	\$31,370.16
Wiscassett Mills	Albemarle/ Stanley Co.	Groundwater monitoring and vapor intrusion evaluation on source and neighboring properties.	\$14,426.61
Yadkin Rd Circle K	Fayetteville/ Cumberland Co.	Vapor intrusion evaluation on source and neighboring properties.	\$22,098.49
		<b>TOTAL EXPENDITURES</b>	<b>\$476,987.94</b>

\*Authorized expenses that were not yet invoiced in FY 2023-24 = \$52,601.70

### 3. Responsible Party Voluntary Site Remedial Action

When the Inactive Hazardous Sites Branch requests that a person responsible for contamination at a priority site take action to address the risks, some parties agree to voluntarily conduct a cleanup. Some responsible parties and owners also initiate an approved assessment and/or remedial action on their own. Due to the number of voluntary remediation projects and limited staff resources, the General Assembly authorized DWM to privatize oversight of voluntary remediation activities at lower-risk sites. DWM continues to provide oversight for assessment and remediation at sites that present more severe public health threats or other concerns.

The privatized portion of the voluntary cleanup program is called the Registered Environmental Consultant (REC) Program. Under this program, a responsible party hires a private consultant approved by DWM to conduct the site assessment and cleanup and to certify that those activities comply with regulations. The REC's certification replaces DWM oversight of the assessment and cleanup. Firms must meet certain requirements to qualify as an REC. DWM staff conduct REC certification, training and performance audits each year to ensure program integrity. DWM has the authority to disqualify and/or sanction an REC where necessary. These staff are funded through fees collected from the voluntary program participants.

A current list of the 169 sites where assessments and cleanups are underway in accordance with an administrative agreement with the State is provided in Table IV-4. There are 107 REC-directed and 62 DWM-directed actions. Table IV-5 is a list of an additional 97 DWM-directed responsible party assessment and cleanup actions pending administrative agreements.

Inactive Hazardous Sites Branch staff are conducting work at many other sites in addition to the remediating party oversight of work conducted at the sites shown in Tables IV-4 and IV-5. Such work includes (1) assessing and abating risk from contaminated drinking water wells and indoor air where there are no identifiable responsible parties, (2) investigating responsible parties at higher priority sites, (3) preparing bankruptcy claims and overseeing contractor work conducted with receipts, (4) responding to requests for "No Further Action Status" reviews, (5) responding to spills, (6) screening of newly discovered sites and (7) responding to public inquiries on sites.

**14Table IV-4. Voluntary Party Remedial Actions Under Administrative Agreements During FY 2023-24**

ID Number	Site Name	City	County
NONCD0000040	Abbott Laboratories	Laurinburg	Scotland
NCD045924339	Acme United Corporation	Fremont	Wayne
NONCD0001226	Adams-Millis Plant 2/33 – Non-UST	Mount Airy	Surry
NONCD0001245	Allen-Beck Non-Petroleum	Granite Falls	Caldwell
NONCD0001257	American Truetzschler	Charlotte	Mecklenburg
NONCD0001273	Ansell Healthcare	Tarboro	Edgecombe
NONCD0001275	AO Smith Electric Motor	Mebane	Alamance
NONCD0002881	Ardee/Translite	Shelby	Cleveland
NCD986188787	Asheville Coal Gas Plant #1	Asheville	Buncombe
NONCD0000032	Asheville Coal Gas Plant #2	Asheville	Buncombe
NCD003193588	Barbour Boat Works, Inc.	New Bern	Craven
NONCD0003099	BASF	Holly Springs	Wake
NCD003149705	BASF Waydotte Corporation	Charlotte	Mecklenburg
NCD083673590	Bendix Corporation	Charlotte	Mecklenburg
NCD054412283	Black & Decker Plant (Former)	Tarboro	Edgecombe
NCD003189024	Borden Chemical Fayetteville Plant	Fayetteville	Cumberland
NONCD0000002	Burlington Coal Gas Plant	Burlington	Alamance
NONCD0001400	Burlington House Reidsville Plant	Reidsville	Rockingham
NCD986171965	Caro-Knit	Wilmington	New Hanover
NCD000608117	Celanese Corporation/Fibers Tech	Charlotte	Mecklenburg
NCD986188803	Charlotte Coal Gas Plant No. 2	Charlotte	Mecklenburg
NCD981861214	Charlotte Transportation Terminal	Charlotte	Mecklenburg
NONCD0000041	Ciba-Geigy	Charlotte	Mecklenburg
NCD061801361	Ciba-Geigy Corporation	Greensboro	Guilford
NONCD0001509	Claire Manufacturing	Charlotte	Mecklenburg
NCD986230688	Commercial Vehicle Group, Inc	Statesville	Iredell
NCD982116477	Conagra Foods, Inc	Garner	Wake
NCD986197333	Concord Coal Gas Plant	Concord	Cabarrus
NONCD0002304	Conover Chair Company	Conover	Catawba
NONCD0001544	Cookson Fibers	Ansonville	Anson
NONCD0001097	Copes-Vulcan, Inc	Charlotte	Mecklenburg
NCD003195161	Corning Glass Works	Raleigh	Wake
NONCD0001551	Cotton Mill Square - Solvents	Greensboro	Guilford
NONCD0001061	CP&L Northern Division Complex	Garner	Wake
NONCD0002990	Crown Acura	Greensboro	Guilford
NONCD0002216	Crown Auto Dealership	Greensboro	Guilford
NONCD0001901	Crown Ford Fayetteville	Fayetteville	Cumberland
NONCD0001569	Crown Honda & Camco	Greensboro	Guilford

NONCD0001262	Crown Pontiac-Solvent	Greensboro	Guilford
NONCD0001182	Cummins Atlantic-General Office Bldg	Charlotte	Mecklenburg
NCD057454670	Diamond Shamrock Corp/Occidental	Castle Hayne	New Hanover
NONCD0002765	Dudley Products	Kernersville	Forsyth
NCD981861743	Duke Power/Greensboro Gas Plant	Greensboro	Guilford
NCD000813519	Duke University	Durham	Durham
NONCD0002818	Dupont-Kentec	Grifton	Lenoir
NCD986173938	Durham Gas Plant	Durham	Durham
NONCD0001661	Eaton Corporation	Laurinburg	Scotland
NCD004520136	Eaton Corporation	Roxboro	Person
NONCD0001662	Eaton Corporation - Sanford	Sanford	Lee
NONCD0002853	Eaton Manufacturing	Selma	Johnston
NCD986197267	Elizabeth City Coal Gas	Elizabeth City	Pasquotank
NONCD0001681	Empire Brush Facility	Greenville	Pitt
NCD003201837	Encee Chemical Sales, Inc.	Bridgeton	Craven
NONCD0001683	Energy Conversion Systems	Dunn	Harnett
NONCD0002903	Engineered Controls International	Whitsett	Guilford
NONCD0002904	Engineered Controls International	Elon	Alamance
NONCD0003206	Ethan Allen Woodfin	Woodfin	Buncombe
NONCD0001137	Fabco Fastening Systems/Dixie Yarns	Stanfield	Stanly
NONCD0001700	Fairchild Industrial Products Co.	Winston-Salem	Forsyth
NCD062566047	Fasco Controls Corporation	Shelby	Cleveland
NCD986197341	Fayetteville Coal Gas/Ray Ave	Fayetteville	Cumberland
NONCD0002854	Fiber Dynamics	High Point	Guilford
NONCD0000017	Flakt Products	Winston-Salem	Forsyth
NONCD0000092	Funder America	Mocksville	Davie
NCD986188829	Gastonia Coal Gas Plant	Gastonia	Gaston
NCD051322980	General Electric Co.	Charlotte	Mecklenburg
NCD003163730	General Instrument Corp.	Fairview	Buncombe
NONCD0001779	Glenn Manufacturing / Decorative Home Acce	Morven	Anson
NCD986197309	Goldsboro Coal Gas Plant #1	Goldsboro	Wayne
NONCD0002891	Goldsboro Milling-Mill #1 & #2	Goldsboro	Wayne
NONCD0001089	Greensboro Coal Gas Plant #1	Greensboro	Guilford
NCD986188886	Greenville Coal Gas Plant	Greenville	Pitt
NCD981922362	Greif, Inc	Bladenboro	Bladen
NONCD0003221	GUC Operations Center	Greenville	Pitt
NONCD0001064	Guilford Mills Plant	Fuquay-Varina	Wake
NCD051739209	Harrelson Rubber Company	Asheboro	Randolph
NONCD0001084	Henderson Coal Gas Plant	Henderson	Vance
NONCD0001085	Hickory Coal Gas Plant	Hickory	Catawba

NCD986188837	High Point Coal Gas Plant	High Point	Guilford
NONCD0002602	Honeywell International	Maiden	Catawba
NCD003215696	Hunt Manufacturing	Statesville	Iredell
NONCD0002984	Hwy 70 W 1100 Block Solvents	Garner	Wake
NONCD0001888	Hydrolabs, Inc. (Allied Colloids)	Albemarle	Stanly
NONCD0001907	International Resistive Corp.	Boone	Watauga
NONCD0001947	Kayser-Roth	Lumberton	Robeson
NONCD0001948	Kayser-Roth - Asheboro	Asheboro	Randolph
NONCD0001951	Kern Polymeric	Salisbury	Rowan
NCD000653576	Kern Rubber Co. Urethane Plant	Salisbury	Rowan
NONCD0001953	Keystone Powdered Metal Company	Cherryville	Gaston
NONCD0001118	Kidde Technologies	Wilson	Wilson
NCD097361018	Kin Properties Abandoned Drums	Charlotte	Mecklenburg
NCD986197366	Kinston Coal Gas Plant	Kinston	Lenoir
NCD980729677	Knob Creek Flyash Disposal	Brevard	Transylvania
NONCD0001173	Lebanon Chemical	Hertford	Perquimans
NCD986197358	Lexington Coal Gas Plant	Lexington	Davidson
NCD982084113	Linamar Forgings/Carolina Forge	Wilson	Wilson
NCD062552989	Mallard Creek Rd/Union Oil Co of Ca	Charlotte	Mecklenburg
NONCD0002028	Mallard Griffin Lumber	Kinston	Lenoir
NONCD0002992	Mccullers Walk Property	Raleigh	Wake
NONCD0002068	Micromatic/Textron Facility	Swannanoa	Buncombe
NONCD0002085	Mitsubishi Electronics	Durham	Durham
NONCD0003047	Mount Holly Steam Station (Former)	Mount Holly	Gaston
NONCD0002490	National Fleet Supply	Charlotte	Mecklenburg
NCD986197259	New Bern Coal Gas Plant	New Bern	Craven
NONCD0002802	Newland Pesticides Site	Newland	Avery
NONCD0002236	Olympic Products	Greensboro	Guilford
NCD057248759	Patch Rubber Pond	Roanoke Rapids	Halifax
NCD055162069	Pelton & Crane Plant (Former)	Charlotte	Mecklenburg
NONCD0001425	Peterbilt of Dunn "A" Parcel	Dunn	Harnett
NONCD0001939	Petro Express No. 56	Kings Mountain	Cleveland
NONCD0002299	Pharr Yarns Sludge Landfill	Mcadenville	Gaston
NONCD0003150	Powersecure Manufacturing Inc	Randelman	Randolph
NCD000613273	Praxair Surface Technologies	Charlotte	Mecklenburg
NONCD0001020	Precision Fabrics Group, Inc	Greensboro	Guilford
NCD040047425	Prillaman Chemicals	Fayetteville	Cumberland
NONCD0002345	Purolator Products, Inc.	Fayetteville	Cumberland
NONCD0002350	Quality Forest Products	Enfield	Halifax
NCD062548995	Quorum Knitting	Weaverville	Buncombe

NCD986188894	Raleigh Coal Gas Plant No. 1	Raleigh	Wake
NCD986188902	Raleigh Coal Gas Plant No. 2	Raleigh	Wake
NONCD0001087	Reidsville Coal Gas Plant	Reidsville	Rockingham
NONCD0001171	Rental Uniform Services	Clinton	Sampson
NONCD0002391	Rexam Corporation - B	Greensboro	Guilford
NCD986182582	Rhone-Poulenc (Rhodia)	Gastonia	Gaston
NONCD0001154	Robert Bosch Tool Corp	Lincolnton	Lincoln
NONCD0001157	Robert Bosch Tool Corp	Greenville	Pitt
NCD986197325	Rocky Mount Coal Gas Plant No. 1	Rocky Mount	Nash
NCD986197317	Rocky Mount Coal Gas Plant No. 2	Rocky Mount	Nash
NCD041466525	Rocky Mount Fiber Dump	Rocky Mount	Edgecombe
NONCD0002427	Royster-Clark Fertilizer Facility	Statesville	Iredell
NONCD0002431	Rus	Winston-Salem	Forsyth
NONCD0002438	Salem Uniform Services Facility	Winston-Salem	Forsyth
NCD986197283	Salisbury Coal Gas Plant #1	Salisbury	Rowan
NCD003234549	Scm Proctor Silex/Weaver	Southern Pines	Moore
NONCD0003214	Selkirk Rlty: Pharr Yarns Space Dye Plnt	Mcadenville	Gaston
NCN000407206	Shulimson Brothers Scrap Yard	Asheville	Buncombe
NONCD0002511	South Brunswick Middle School	Southport	Brunswick
NONCD0002491	South Sea Rattan	Greensboro	Guilford
NCD053488557	Southern Wood Piedmont Company	Gulf	Chatham
NCD058517467	Southern Wood Piedmont Company	Wilmington	New Hanover
NONCD0002531	Stanley Fastening	Sanford	Lee
NCD986197291	Statesville Coal Gas Plant	Statesville	Iredell
NCD024895864	Stewart-Warner Corp/Bassick-Sack	Winston-Salem	Forsyth
NCD083669952	Story Burial Areas/Union Chemical	Charlotte	Mecklenburg
NONCD0001101	Stronghaven Warehouse	Matthews	Mecklenburg
NONCD0002575	Takeda - BASF	Wilmington	New Hanover
NONCD0002238	Terminix Pest Control	Winston-Salem	Forsyth
NONCD0002787	Travis Knits, Inc (Aka Mohican Mills)	Cherryville	Gaston
NONCD0002981	Tri Point-Carolina Freightliner	Raleigh	Wake
NCD082362989	Tungsten Queen Mine/Atlas Mine	Townsville	Vance
NONCD0002833	Umicore CSM NA	Maxton	Scotland
NCR000010272	UNC-Cogeneration Facility	Chapel Hill	Orange
NONCD0002645	Unifirst	Wilmington	New Hanover
NONCD0002646	Unifirst Corporation (Former Textilease)	Goldsboro	Wayne
NCD000822957	Union Carbide Corp/Eveready Battery	Asheboro	Randolph
NONCD0002871	United Metal Finishing	Greensboro	Guilford
NCD980557623	University of NC/Arpt Waste Disp	Chapel Hill	Orange
NONCD0002656	Unocal - Goodrich	Charlotte	Mecklenburg

NCD053485991	Varco-Pruden Buildings	Kernersville	Forsyth
NONCD0001139	Vermont American	Boone	Watauga
NONCD0002676	Vitafoam, Inc.	High Point	Randolph
NONCD0001103	Walter Kidde Portable Equipment	Mebane	Alamance
NCD986197275	Washington Coal Gas Plant	Washington	Beaufort
NCD001493931	Weck, Edward Inc.	Rtp	Durham
NCN000407582	West Pharmaceutical Services	Kinston	Lenoir
NCD986188910	Wilmington Coal Gas Plant	Wilmington	New Hanover
NCD986188845	Winston-Salem Coal Gas Plant No. 1	Winston-Salem	Forsyth
NCD986188852	Winston-Salem Coal Gas Plant No. 2	Winston-Salem	Forsyth
NCD982156812	Wysong & Miles	Greensboro	Guilford

**15Table IV-5. Ongoing Division-Directed Remedial Actions by Responsible Parties Not Under Agreement During FY 2023-24**

ID Number	Site Name	City	County
NCD980844518	AMP Incorporated	Clemmons	Forsyth
NONCD0001263	AMP, Inc. - Building 54	Clemmons	Forsyth
NONCD0002205	AMP, Inc-Bldg 090	Kernersville	Forsyth
NCN000410765	AOPC10 Camp Lejeune Alternate Off-Base	Jacksonville	Onslow
NCD047257472	Applied Research Group, Inc.	Charlotte	Mecklenburg
NONCD0003164	Ardmore Commons	Winston-Salem	Forsyth
NONCD0001323	BASF-Enka (OTM Building)	Asheville	Buncombe
NONCD0001862	Beta Fluid Systems	Reidsville	Rockingham
NONCD0001133	Bowman Gray-Friedburg Campus	Winston-Salem	Forsyth
NONCD0001429	Cape Fear Auto	Wilmington	New Hanover
NONCD0001434	Capri Industries, Inc.	Morganton	Burke
NONCD0003035	Carolina Asbestos Cor	Davidson	Mecklenburg
NONCD0003224	Carolina Hosiery Mills, Inc	Burlington	Alamance
NONCD0001451	Carolina Tire #2936	Asheville	Buncombe
NONCD0001408	Carter Woodson Charter School	Winston Salem	Forsyth
NONCD0003240	Carters Road Metals	Gatesville	Gates
NONCD0001468	CC Mangum-Highway 54	Raleigh	Wake
NCD046148540	Central Transport	Charlotte	Mecklenburg
NCD003221868	Century Furniture	Hickory	Catawba
NONCD0001162	Champion Finishing Co	Asheville	Buncombe
NONCD0001473	Champion-Pigeon River Seep	Canton	Haywood
NCD991278680	Chemcraft/Sadolin Paint Prodcuts	Winston-Salem	Forsyth
NONCD0001206	City of Charlotte	Charlotte	Mecklenburg
NONCD0001538	Conflandey, Inc.	Whiteville	Columbus



NONCD0003167	Cormetech, Inc.	Kings Mountain	Cleveland
NONCD0002953	Cornell Dublier Electronics (Former)	Fuquay Varina	Wake
NCD006556963	CR Industries	Gastonia	Gaston
NCN000410174	Daly-Herring Company/Prillaman	Kinston	Lenoir
NONCD0001587	Danalex Facility	Bessemer City	Gaston
NCN000405052	Davidson Asbestos	Davidson	Mecklenburg
NONCD0001141	Diazit Company	Youngsville	Franklin
NONCD0002996	Dicey Mills	Shelby	Cleveland
NONCD0002624	Dodson Exterminators/US Cell	Jacksonville	Onslow
NONCD0001625	Dominion Textiles (USA)	Hickory	Catawba
NONCD0001120	Eaton Aeroquip, Inc (Former)	Norwood	Stanly
NONCD0001663	Eaton Facility (Former)	Fletcher	Henderson
NONCD0001679	Elox Corporation Facility	Davidson	Mecklenburg
NONCD0003196	Faulkners Gulf Greensboro	Greensboro	Guilford
NCD067178707	Fawn Plastics	Middlesex	Nash
NONCD0002956	Fie Top Road Salt Pile	Maggie Valley	Haywood
NONCD0001720	Fleet Supply Company – Non-UST	Winston-Salem	Forsyth
NCD003154960	Fleming Laboratories	Charlotte	Mecklenburg
NCN000409865	Forshaw Chemicals	Charlotte	Mecklenburg
NONCD0003119	Forward High Point Property	High Point	Guilford
NONCD0003149	Gallant Maritime	Beaufort	Carteret
NONCD0001759	Geltman Corporation	Conover	Catawba
NCD050409150	General Electric	Wilmington	New Hanover
NCD043679349	General Tire & Rubber Co	Charlotte	Mecklenburg
NCD009305699	GTE Sylvania, Inc.	Smithfield	Johnston
NONCD0001219	Harlee Avenue Contamination	Charlotte	Mecklenburg
NONCD0002809	High Point Enterprise	High Point	Guilford
NCD062571658	Honeywell Micro Switch Div.	Mars Hill	Madison
NCD000770487	IMC/International Minerals & Chem	Winston-Salem	Forsyth
NONCD0003200	Industrial Drive TCE	Wendell	Wake
NCD049997786	Inmont Corp/BASF Corporation	Morganton	Burke
NCD980557888	Lenoir City Landfill	Lenoir	Caldwell
NCD055167324	Mitchell-Bissell Plant	Rosman	Transylvania
NONCD0003225	National Salvage Fire	Goldsboro	Wayne
NCD091572073	National Starch & Chemical Co	Leland	Brunswick
NONCD0002873	Nello Teer Quarry-Denfield	Durham	Durham
NCD083673616	Reeves Brothers	Rutherfordton	Rutherford
NONCD0001655	Rental Towel and Uniform	Graham	Alamance
NONCD0002433	Ryerson Facility (Former)	Charlotte	Mecklenburg

NONCD0003105	Saab Barracuda Facility	Lillington	Harnett
NONCD0002440	Sam's Mart #788	Greensboro	Guilford
NONCD0002444	Sanfatex	Red Springs	Robeson
NCD095458709	Schrader Automotive Products Div.	Monroe	Union
NCD093338119	SCM Corp. Glidden Cings & Resins	Charlotte	Mecklenburg
NCD000616516	Scovill Inc/Security Products	Monroe	Union
NCD071561864	Sherwin Williams Company	Greensboro	Guilford
NONCD0001163	Smith's Aerospace	Asheville	Buncombe
NCD003951878	Square D Company	Asheville	Buncombe
NCD091567065	Stanadyne, Inc/Diesel Systems	Washington	Beaufort
NONCD0002579	Talon Zipper Facility (Former)	Stanley	Gaston
NONCD0002583	Taylor Salt & Chemical	Charlotte	Mecklenburg
NONCD0002238	Terminex Pest Control	Winston-Salem	Forsyth
NONCD0002587	Textile Piece Dyeing	Lincolnton	Lincoln
NONCD0002595	Thomson Crown Wood Products	Mocksville	Davie
NONCD0002599	Ticar Chemical	Asheville	Buncombe
NONCD0002600	Tillett Chemical, Inc	Pineville	Mecklenburg
NONCD0002611	Town Center Project	Cornelius	Mecklenburg
NONCD0000088	Trans Technology (Lundy)	Charlotte	Mecklenburg
NONCD0002633	Trinity American Corp.	Glenola	Randolph
NONCD0002972	Triumph Actuation Systems	Clemmons	Forsyth
NCD003184249	Union Carbide Corp/Eveready	Greenville	Pitt
NONCD0002648	United Chem-Con-Non-UST	Lansing	Ashe
NCD089903983	Univar USA, Inc	Greensboro	Guilford
NONCD0003277	Universal Industrial Park	High Point	Guilford
NONCD0003055	UNX Property	Greenville	Pitt
NONCD0000003	Van Waters & Rogers	Charlotte	Mecklenburg
NONCD0003222	W Cumberland St PCE	Dunn	Harnett
NONCD0003198	W Martin Street TCE	Raleigh	Wake
NONCD0003235	Weaver Fertilizer Brownsboro Road	Winston-Salem	Forsyth
NONCD0003223	Weaver Fertilizer Winston-Salem	Winston-Salem	Forsyth
NONCD0003245	Webber Automotive	Winston-Salem	Davidson
NCD003195963	Westinghouse Elec Meter & Light	Raleigh	Wake
NONCD0002760	Worth Chemical	Charlotte	Mecklenburg

#### 4. Imminent Hazard Sites

DWM and the EPA are committed to addressing imminent hazard sites when identified. Table IV-6 provides a list of 52 sites, including those listed in Table IV-3, where potential imminent hazards were reported, assessed, or where abatement activities continued in FY 2023-24. Their location, a site description, action taken, and funding source are provided.

**16Table IV-6. Summary of Actions Taken at Imminent Hazard Sites in FY 2023-24**

Site Name	City/County	Site Description	Action Taken	Funding
28th Street TCE Contamination	Winston-Salem/ Forsyth	Chlorinated solvents in groundwater have migrated to a residential neighborhood from potentially multiple upgradient sources.	A follow-up vapor intrusion evaluation of the residences was planned to determine whether conditions have changed. Work will be conducted when access is obtained.	DWM* (Pending)
AC Delco Building	Winston-Salem/ Forsyth	Perchloroethylene (PCE) in groundwater likely originated from onsite degreasing operations or car repairs.	A vapor intrusion evaluation was conducted for an offsite building. No unacceptable risk was identified through soil gas testing, so no indoor air testing is warranted.	DWM*
Automotive Machine and Performance	Leicester/ Buncombe	An automotive repair facility was reported to the National Response Center for a potential illegal discharge.	The facility was inspected. Although incidental releases of petroleum were observed due to poor housekeeping, less than 25-gallon discharge to the surface was estimated. No illegal discharges were observed or documented.	Not funded
Averette Road Solvents	Wake Forest/ Wake	A private water supply well was reported by Wake County to contain solvent contamination. IHSB had conducted groundwater, drinking water, and vapor intrusion investigations in the area.	A vapor intrusion evaluation continued at a residence with a contaminated well, and crawlspace sampling results did not indicate a risk of vapor intrusion. A municipal water line extension is in progress for the affected neighborhood. No further work is planned.	DWM*
Benfield Chemicals	Canton/ Haywood Co.	Former chemical repackaging facility. Low-level pesticides and VOCs detected at the site.	Assessment of soil gas and groundwater was completed to update conditions. No imminent hazards were noted so no further work is planned.	DWM*
Carolina Tire #2936	Asheville/ Buncombe	Chlorinated solvents in groundwater, reported in 2006, are now believed to be from an off-site source. The off-site property owner was issued a Request for Information in March 2024 with no response.	The onsite owner has located and sampled the groundwater monitoring wells and is continuing with a vapor intrusion evaluation to understand potential risk to onsite workers.	Responsible Party

Christian Creek Rd PCE	Swannanoa/ Buncombe	Chlorinated solvents had been detected in several private water supply wells, and they were under triannual monitoring. The source of contamination is currently unknown. An additional homeowner requested that their supply well also be sampled.	Additional private supply wells in the neighborhood were sampled. No solvents were detected. All of the water supply wells sampled to date in the area will be included in the triannual monitoring using the Bernard Allen Fund.	DWM**
Cinderella Knitting Mills	Kings Mountain/ Cleveland	The former textile mill has a significant groundwater PCE plume that flows beneath a city park and discharges to a stream that is accessible by the public. PCE concentrations in the stream pose an unacceptable risk to recreators. In addition, the EPA installed a passive vapor mitigation system in the onsite building in 2017 to reduce PCE levels in the indoor air that were causing unacceptable risk to building occupants. This site is routinely monitored by IHSB due to its elevated risk to onsite workers and the public.	Groundwater, surface water, and indoor air monitoring continued. Several areas within the onsite building continued to have elevated PCE in indoor air. A Vapor Mitigation Subslab Pilot Test was conducted to improve performance. Based on the pilot study results, seven active blowers were installed on existing vents to successfully mitigate the risk to onsite workers.  Due to the risk to recreators in Potts Creek, the County Health Department plans to install signs warning of the risk to recreators. IHSB collected downstream surface water samples to determine an endpoint for the signage.	DWM*
Clarkson Street Site	Charlotte/ Mecklenburg	TCE in groundwater from an unknown source created a vapor intrusion risk in a downgradient condominium. EPA installed a sub-slab depressurization system in 2021 to mitigate the vapor intrusion. In 2023, an IHSB inspection determined that the system blower was not operating as designed, so confirmation sampling of indoor air in several areas/units was needed.	IHSB worked with the Homeowners Association (HOA) and their contractor to replace the blower and confirm indoor air quality. TCE was not detected in any of the indoor air samples collected, and the mitigation system was demonstrated to be effective. Sampling/monitoring recommendations will be provided to the HOA.	DWM* and Property Owner

Crowders Mountain Golf Club	Gastonia/ Gaston	In September 2023, a citizen reported that chemicals sprayed onto a golf course were going into a creek.	The area was inspected, and the licensed contractor provided documentation that the chemicals were approved for a golf course and were being applied under Department of Agriculture and Consumer Services regulations and training. No illegal discharge was noted, and no further action was warranted	No funding needed
Danny Roberts/ Interstate BP	Durham/ Durham	Groundwater has historic solvent contamination with elevated TCE. Vapor intrusion in neighboring residences was a concern.	A vapor intrusion evaluation was planned for a neighboring residence, but permission to access the property has not yet been obtained.	DWM* (Pending)
Dude Inc.	Conover/ Catawba	TCE in groundwater is migrating toward an offsite structure. The source may be associated with a sewer and/or a documented upgradient property.	The Federal Remediation Branch conducted a vapor intrusion evaluation of the structure, and soil gas data did not indicate an unacceptable vapor intrusion risk.	EPA
Gaither Transou	Jamestown/ Guilford	Groundwater is contaminated with chlorinated solvents due to past acceptance of industrial septic tank waste from various sources.	Groundwater and soil gas sampling was conducted at the source property, and downgradient residential wells were tested for chlorinated solvents and PFAS compounds. Data analysis is pending.	DWM*
Geltman Corporation	Conover/ Catawba	TCE in groundwater posed a vapor intrusion risk to onsite workers in 2022. IHSB oversaw the property owner's design and installation of a sub-slab depressurization system in early 2023. Plans were needed for operation and maintenance of the mitigation system and to ensure future owners of the property were knowledgeable of the indoor air risks.	Work continued at this site to approve the operation and maintenance document for the vapor mitigation system and develop the land-use restriction document for recordation on the property deed to ensure documentation of risks to future occupiers of the property.	DWM* and Responsible Party
Gentex	Rocky Mount/ Wilson	Chlorinated solvents in groundwater potentially posed a risk to indoor air at a neighboring property. Past indoor air sampling indicated risk was acceptable.	A confirmation indoor sampling event was performed, and risks continue to be acceptable at the adjacent property. No further sampling is planned.	DWM*

Gibbs Electroplating	Charlotte/Mecklenburg	Groundwater is known to be impacted with PCE, TCE, and other contaminants. A neighboring property was found to have indoor air TCE concentrations exceeding DEQ action levels. Mitigation measures were successfully put in place, and the source property and additional surrounding properties needed evaluation for vapor intrusion risk.	Groundwater, soil gas, and indoor air data were collected from the source property and several nearby properties for indoor air risk determination. Evaluation of the results is in progress and additional work may be planned.	DWM*
Hangar Road CLT Airport AFFF Release	Charlotte/Mecklenburg	Approximately 200 gallons of PFAS-containing aqueous film-forming foam (AFFF) was released to soil when a buried pipe failed.	Impacted soils were excavated and properly disposed of, and all AFFF piping was repaired and successfully tested. No further action is warranted.	Responsible Party
Hoopers Creek Road VOCs	Fletcher/Henderson	In 2022, chlorinated solvents were detected in a newly installed private water supply well, from an unknown source. Additional water supply wells were identified in the vicinity.	Additional private wells were sampled and found to have no detectable contamination. The residence with initial reported solvents in their well was connected to city water.	DWM**
Industrial Drive TCE	Wendell/Wake	A report prepared for the DWM UST Section indicated that TCE was detected in a monitoring well located near an occupied building with a potential vapor intrusion risk. Data indicated an unacceptable risk to workers.	The responsible party sealed cracks in the floor in December 2023 and confirmed acceptable PCE and TCE risk to workers. TCE concentrations were elevated when indoor air was tested during an inactive facility. Plans are to test the site in July 2024 during active production.	Responsible Party
Mallard Creek Polymers – Rovene 5900 (Latex) Spill	Charlotte/Mecklenburg	In 2022, Mallard Creek Polymers had reported a release of approximately 35,000 gallons of Rovene 5900 to the ground surface when a transfer pump ruptured due to freezing temperatures. The actual release amount was later calculated to be 36,595 gallons over a three-hour period on December 25, 2022.	The final abatement report was received in March 2023. The report was subsequently reviewed and approved. A no-further action letter was issued in September 2023.	Responsible Party

Midland Antifreeze Release	Midland/Cabarrus	A fire in a residential detached garage resulted in the destruction of two 1-gallon containers of antifreeze.	The fire was abated, and soil and debris were excavated and removed. The abatement documents were reviewed. No further work is warranted.	Responsible Party
Morgan Mills	Albemarle/Stanly	A former textile mill has significant PCE levels in soil, soil gas, indoor air, groundwater, surface water, and sediment from a former basement dry-cleaning operation. Temporary active remediation consisted of a production well in operation until 2009 and a soil vapor extraction system. A past vapor intrusion evaluation of the neighboring residential community did not indicate unacceptable indoor air risk at that time.	IHSB continued to monitor groundwater, surface water and the potential for offsite vapor intrusion. A recent purchaser of the property has applied for a brownfields agreement for redevelopment. Neighboring properties will continue to be considered for future monitoring.	DWM*
Nissen Wagon Works	Winston-Salem/Forsyth	Chlorinated solvents were detected in groundwater during a site assessment conducted for a brownfields agreement application. The source of the solvents is unknown.	IHSB investigated potential vapor intrusion into an onsite building. Soil gas data did not indicate unacceptable risk. No additional risks are indicated by current site data.	DWM* (Pending)
Norfolk Southern CLT borate release	Charlotte/Mecklenburg	300 gallons of non-hazardous borate-containing locomotive coolant were released to ground surface.	Impacted soils were excavated and properly disposed. No further action is warranted.	Responsible Party
O'Shields Fly Ash	Pisgah Forest/Transylvania	Boiler fly ash was permitted as fill in a residential property's ravine in 1977 as a beneficial use. A water supply well is adjacent to the material. Landfill closure information could not be located in the files.	The private water supply well was sampled, and analytes detected met acceptable health risk determinations.	DWM*
Patches Body Shop	High Point/Guilford	Some contamination at the subject site was thought to originate from an upgradient, abandoned property, but the remediating party could not obtain permission from the owner to assess the property.	IHSB was able to perform sampling and determined that the contamination originates from the upgradient property. This source property was proceeding towards foreclosure, so IHSB notified the county of the contamination.	DWM* and Responsible Party

Patterson Ave. Solvents	Winston-Salem/ Forsyth	The site was a former fueling station with low-level solvents and lead in groundwater.	Access agreements were sent to subject property and surrounding residents to initiate a soil gas investigation to evaluate vapor intrusion risk.	DWM* (Pending)
Pender Plating	Burgaw/Pender	The site is a former chromium plating company with minimal assessment. EPA performed a soil cleanup in 2014, but current groundwater conditions are unknown.	Prepared plans for soil and groundwater testing to evaluate current conditions and obtained access agreements.	DWM* (Pending)
Pilot Truck Stop – Trimac Transportation Formaldehyde Spill	Conover/ Catawba	25 gallons of formaldehyde released from a tanker to the parking lot due to a faulty valve. Cleanup operations were conducted. The spill was fully contained, cleaned up to visual indicators and all material or waste was properly handled. An initial abatement report was received on December 12, 2022.	The final abatement report was received, reviewed and approved by IHSB. No further action is warranted.	Responsible Party
Polycarboxylate, dispersant release	Waynesville/ Haywood	A non-hazardous water soluble polycarboxylate was released to the parking lot from a tractor trailer due to a motor vehicle collision.	The release was less than 10 gallons and was abated at the scene by the fire department. No further action is warranted.	No funding needed
Queens Landing possible Coal Ash	Mooreville/ Iredell	A caller complained about coal ash affecting Lake Norman due to redevelopment activities. They also mentioned that an underground storage tank from the old marina is of concern.	There was no documentation that ash was placed on that specific parcel and there was no visible evidence of coal ash at the property. No further action is warranted by IHSB.	No funding needed
RD Pate Estate	Pikeville/ Wayne	Site is a former gas station with chlorinated solvent contamination in groundwater. Indoor air testing of an apartment building across the street indicated cumulative risk was acceptable at the time.	Indoor air confirmation testing was conducted at the apartment building to see if conditions have changed. Residential risk was confirmed to be acceptable.	DWM* (Pending)



Red Apple Market #40 (FMR)	Ahoskie/Hertford	Chlorinated solvents were reported by another program (DWM UST Section) in wells near the onsite pharmacy building. Levels indicated the potential for a vapor intrusion risk in the onsite building.	Two monitoring wells were sampled and shown to have low concentrations of PCE and TCE. Soil gas sampling from around the building indicated no unacceptable residential risk. No further work is planned.	DWM*
Reeves Brothers	Rutherfordton/Rutherford	In 2023, a fire occurred releasing toluene and MEK-laden water at this legacy site with chlorinated solvents in groundwater. Released material entered a stormwater retention system, ditch, and off-site NCDOT retention ponds.	IHSB is working with the current owner to complete cleanup of the release in an off-site storm water ditch, and to locate historical groundwater wells and assess current groundwater conditions.	Responsible Party
Reeves Brothers, Inc.	Albemarle/Stanly	A former textile manufacturing site has PCE/TCE in groundwater. A soil gas assessment was previously completed on adjacent properties; however, no vapor intrusion assessment was ever completed on site.	IHSB completed passive soil gas sampling and groundwater sampling on the site in November 2023. Results indicated that PCE/TCE are still present in groundwater on site, however soil gas concentrations do not indicate an unacceptable risk of vapor intrusion.	DWM*
Schulhofer Junkyard	Waynesville/Haywood	As part of a NCDOT project, petroleum, metals, PCBs, and dioxins/furans were previously detected in soil at this current junkyard. The town was building a creek-side public park and recreation center. The property owner was unresponsive to requests sent by IHSB.	IHSB was not granted permission to sample onsite media, so surface water and sediment samples were collected adjacent to the property and along the length of the junkyard and proposed town park. No unacceptable risks to a recreator were associated with the results.	DWM*
South Tunnel Road Solvents	Asheville/Buncombe	Chlorinated solvents were reported near a former Sears Tire and Auto Store. Successive offsite investigations conducted by IHSB indicated that the source of these solvents was a former drycleaner that is located to the northeast of the former Sears store.	Work continued to confirm the source of contamination. Following data analysis, the site was referred to DWM's DSCA Program, which accepted the site into the program as an abandoned facility. DSCA is continuing with remedial actions.	DWM*

Southern Agricultural Insecticides	Hendersonville/Henderson	An illegal discharge report was filed by a former employee of the facility.	The property was inspected, and only discolored concrete was observed at the site. There were no other indications of a release to the environment. The railroad did not grant IHSB access to sample the stormwater leaving the property, so no evidence of an illegal discharge was documented.	No funding needed
Stat Inc: Red Hill Hydrofluorosilicic Acid Spill	Red Hill/Caldwell	A spill was reported from a tanker truck owned by Stat Incorporated (Lenoir) that was carrying 4,400 gallons of hydrofluorosilicic acid.	IHSB provided oversight of the spill's containment, removal, and property disposal. No further action was warranted.	Responsible Party
Stoneville Furniture Company	Stoneville/Rockingham	This former furniture manufacturing plant has a brownfields agreement. IHSB is responsible for assessing surrounding properties that may be impacted by off-site migration of chlorinated solvents in groundwater.	Work is planned to sample groundwater and soil gas at nearby properties including an elementary school, a church, and a municipal property slated for upcoming construction of a new public works building. The tributary southwest of the site will also be sampled.	DWM* (Pending)
T&T Supermarket	Morganton/Burke	This property had chlorinated solvents reported in a groundwater sample collected as part of a UST closure in the 1990's.	IHSB reviewed the site file and saw a former dry-cleaning operation was located nearby. A request was made to DWM's DSCA program to perform soil gas sampling to confirm the source of contamination and program oversight. The site is now being managed by the DWM DSCA program.	DSCA
Texfi Industries, Inc/New Bern	New Bern/ Craven	Chlorinated solvents have undergone remedial action at the facility since the early 1990's. However, Texfi declared bankruptcy and discontinued all activities in 2000. Environmental conditions warranted an update.	IHSB performed groundwater sampling of onsite wells in April 2024. Additional off-site sampling is planned.	DWM*
Thomasville Speedway PCE	Thomasville/ Davidson	PCE was reported in soil at 0.044 mg/kg during a UST removal at a fueling station.	IHSB oversaw that impacted soils were removed. Groundwater was tested and found to not be impacted with PCE.	Responsible Party
Vermeer All Roads	Charlotte/ Mecklenburg	Low-level chlorinated volatile organic compounds were detected in groundwater in 2020. The source of contamination appears to be from off-site.	The property owner is planning to perform a limited assessment to determine the source and to evaluate vapor intrusion for employee safety.	Property Owner

W Cumberland St PCE	Dunn/Harnett	PCE was detected in groundwater on a former service station property and has migrated onto an adjacent property.	A groundwater assessment determined that the impacts are limited to the source property and one adjacent property. The property owner was issued a Notice of Regulatory Requirement to address the contamination.	DWM* (Pending)
Weaver Fertilizer Fire	Winston-Salem/Forsyth	Historical operations at this facility included the blending and storage of fertilizers used in agriculture applications. On January 31, 2022, a fire occurred at the facility. Following the extinguishment of the fire, IHSB was tasked with overseeing the assessment of the site.	IHSB continued remedial action oversight and approved a Remedial Investigation Report. Groundwater was found to be impacted by nutrients and metals. Soil contained primarily arsenic above background levels. However, no immediate receptor was at risk. Therefore, the site was referred to the REC program for further oversight.	Responsible Party
Webber Automotive	Winston Salem/Davidson	An anonymous report of illegal dumping of cleaning fluids from a discharge pipe at an active automotive facility prompted IHSB to visit and sample the property. PCE was detected in shallow soils and sediment. The property owner was asked to discontinue the discharge, remove piping to the exterior, and to investigate the impacted soils.	PCE impacts to soil were horizontally and vertically delineated and determined to have low risk to underlying groundwater. Site was referred to REC Program for further remediation oversight.	DWM*
Weldon Mill (Former)	Weldon/Halifax	This former mill site had a complaint filed against it in 2010 for abandoned drums and creosote posts.	Assessment work was planned and implemented. Several metals, VOCs, SVOCs, and PAHs were detected in soil and groundwater. Data overall indicated no complete risk pathways associated with the site.	DWM*
Williams and Gentry PCE	Yadkinville/Yadkin	PCE from an unknown source was detected in groundwater at a gas station.	A vapor intrusion evaluation was conducted onsite and at nearby downgradient properties. There were no unacceptable risks associated with the soil gas results. The source of contamination remains unknown.	DWM* (Pending)

Wiscasset Mills	Albemarle/ Stanly	Large former textile mill had detections of PCE/TCE in groundwater at various locations on property. Source of contamination and potential risks were unknown.	Access to sample former mill property was declined by property owner. Therefore, IHSB completed soil gas sampling on adjacent daycare, residential, and school properties. Results did not indicate unacceptable risk from vapor intrusion to offsite properties.	DWM*
Worth Chemical (Brentagg)	Charlotte/ Mecklenburg	A former chemical manufacturing/mixing facility had multiple releases of various VOCs. PCE concentrations in groundwater had potential to pose a vapor intrusion risk to nearby businesses, residences, and a school. A downgradient stream had historical PCE concentrations of up to 400 µg/L. This stream flows through both a public park and a schoolground. IHSB directed the responsible party to complete a vapor intrusion evaluation to include neighboring properties in 2022. No unacceptable risks were identified.	Oversight of remedial actions continued. The responsible party has proposed a remedy consisting of source area soil removal and installation of an injection treatment wall for groundwater. Staff are requesting a formal remedial action plan and an Administrative Agreement to conduct the work. Additional data received in November 2024 indicate contaminant concentrations are stable.	Responsible Party
Yadkin Road Circle K	Fayetteville/ Cumberland	TCE from an unknown source was detected in groundwater during a UST investigation. A vapor intrusion investigation was needed at adjacent shopping center.	No vapor intrusion concerns were identified for the structures evaluated (former tire shop office area and apartments to the east. Additional soil gas testing of nearby businesses is planned.	DWM* (Pending)

IHSB = DWM Inactive Hazardous Sites Branch, UST = Underground Storage Tank

VOC = volatile organic compounds, SVOC = semi-volatile organic compounds

PAH = polycyclic-aromatic hydrocarbons, MEK = methyl-ethyl ketone, PCB = polychlorinated biphenyl

\* Inactive Hazardous Sites Cleanup Fund as authorized by G.S. 130A-310.6.

\*\* Bernard Allen Memorial Emergency Drinking Water Fund as authorized by G.S. 87-98.

### C. Pre-Regulatory Landfills

S.L. 2007- 550 established a statewide tax on solid waste disposal, half of which goes to address the hazards posed by landfills that predate federal and State rules on solid waste disposal. The portion of the solid waste disposal tax received by the program may be used only for addressing pre-regulatory landfill threats. DWM received \$12,729,161 in tax revenue in FY 2023-24. Nineteen percent of the tax revenue may be used for administrative expenses. Included in the administrative expense allowance is \$558,063 for administration of the non-pre-regulatory landfill portion of the Inactive Hazardous Sites Program and \$500,000 for programs in DWM’s Solid and Hazardous Waste Sections, leaving approximately \$742,141 for administration of the Pre-Regulatory Landfill Program.

DWM has cataloged 668 unpermitted, unlined landfills, and they are listed by county in Appendix E. Initial work at each site involved confirming the location, determining the current use of the property, and identifying the use of surrounding property to help prioritize the sites for action. Based on inspections conducted as part of that work, 80 percent of the sites have been determined to have a water supply source, residence, school, church, day care or park on or within 1,000 feet of the landfill.

DWM established contracts for contaminant assessment and mitigation of the sites. Using these contracts, the nature and extent of the contamination was defined through testing. A remedy is then designed and implemented to address the exposure risks. DWM also provides review and approval of contaminant assessment work being conducted by local governments at these sites and reimburses the cost of that work from the tax proceeds. In FY 2023-24 nine contaminant assessments were conducted by local governments with DWM oversight and reimbursement.

FY 2023-24 actions:

- 51 – Remedial investigations ongoing
- 9 – Local Government remedial investigations ongoing
- 2 – Remedial investigations completed
- 40 – Remedial designs ongoing
- 0 – Remedial designs completed
- 1 – Remedial actions ongoing
- 0 – Remedial actions completed
- 2 – No further action issued
- 5 – New sites were screened for program qualification and added to inventory
- 10 – Homes provided alternate water or treatment systems maintained
- 105 – Water supply wells sampled

The assessment and cleanup process is complex. Exposure caused by contaminated water supplies, contaminated vapors entering buildings, methane gas posing explosion risks and exposed wastes on residential property must be addressed. Difficulties can arise in attempting to gain access to affected properties at each site and with illegal dumping during investigation and remedial action activities. PRLF staff coordinate with current property owners to determine the acceptable safe usage of each impacted parcel based on current and planned activities.

**Remedial investigation ongoing during FY 2023-24:**

Bethel Dump	Jonesville, Wilkes County
Burgaw Dump	Burgaw, Pender County
Buxton Dump	Buxton, Dare County
Cabarrus Disposal Dump	Concord, Cabarrus County
Cary Dump	Cary, Wake County
City of Fayetteville Landfill	Fayetteville, Cumberland County
Cumberland County/Cliffdale Landfill	Fayetteville, Cumberland County
Denver Landfill	Denver, Lincoln, County
Dudley Shoals Landfill 2	Dudley Shoals, Caldwell County
East Durham Park Landfill	Durham, Durham County
East End Park Landfill	Durham, Durham County
Fishburne Landfill	Arden, Buncombe County
Gaston Refuse Disposal	Gaston, Northampton County
Goldsboro Dump	Goldsboro, Wayne County
Greenville City Landfill	Greenville, Pitt County
Hanover Road Landfill	Burlington, Alamance County

Hardin Refuse Dump	Dallas, Gaston County
Harmony Refuse Disposal	Harmony, Iredell County
Henry River Community Dump	Hildebran, Burke, County
Hoglen Refuse Disposal	Waynesville, Haywood County
Howard Creek Landfill	Lincolnton, Lincoln County
Hurley's Dump	Biscoe, Montgomery County
Jackson Lake Road Landfill	High Point, Guilford County
Jacksonville Dump	Jacksonville, Onslow County
Lyon Park Landfill	Durham, Durham County
Manteo Dump	Manteo, Dare County
Miller Street Landfill	Gastonia, Gaston County
Mooresville Dump	Mooresville, Iredell County
Mooresville Landfill	Mooresville, Iredell County
N Davidson County Landfill	Midway, Davidson County
Northgate Park Landfill	Durham, Durham County
Old Allegheny County Landfill	Sparta, Alleghany County
Old Durham County Landfill	Durham, Durham County
Old Hickory Landfill	Hickory, Catawba County
Old Holly Springs Dump	Holly Springs, Wake County
Old Raleigh #1 Landfill	Raleigh, Wake County
Old Raleigh #6 Landfill	Raleigh, Wake County
Old Raleigh #9 Landfill	Raleigh, Wake County
Old Richmond County Landfill	Rockingham, Richmond County
Phillips Park Landfill	Jacksonville, Onslow County
Pond Road Landfill #2	Ashville, Buncombe County
Princeville Dump	Tarboro, Edgecombe County
Rowan County Landfill	Salisbury, Rowan County
Rowan Road Landfill	Clinton, Sampson County
Scotland County Community Dump	Laurinburg, Scotland County
Southern Pines Dump	Southern Pine, Moore County
Southside Park Landfill	Charlotte, Mecklenburg County
Swannanoa Landfill	Swannanoa, Buncombe County
Sweetwater Road Dump	Hickory, Catawba County
Walltown Park Landfill	Durham, Durham County
Waxhaw Dump	Waxhaw, Union County

**Local Government remedial investigations ongoing during FY 2023-24:**

Dare County Dump	Manteo, Dare County
Hillsborough Dump	Hillsborough, Orange County
Les Myers Park Landfill	Concord, Cabarrus County
Old City of Burlington SW Disposal	Burlington, Alamance County
Oxford Dump	Oxford, Granville County
Pilot Mt. Refuse Dump	Pilot Mountain, Surry County
Plymouth Refuse Dump	Plymouth, Washington County
Reidsville Landfill	Reidsville, Rockingham County
Yadkinville Refuse Disposal	Yadkinville, Yadkin County

**Remedial investigations completed during FY 2023-24:**

Mud Creek Dump	Hendersonville, Henderson County
Winnabow Landfill	Winnabow, Brunswick County

**Remedial design ongoing during FY 2023-24:**

Angier Refuse Dump	Angier, Harnett County
Beaufort Refuse Dump	Beaufort, Carteret, County
Belltown Road Dump	Belltown, Craven County
Bingham Park Landfill	Greensboro, Guilford County
Bud Holding Company Landfill	Greensboro, Guilford County
Burnt Mill Creek Landfill	Wilmington, New Hanover, County
Charlotte Motor Speedway Landfill #1	Concord, Cabarrus County
China Gove Dump	China Grove, Rowan County
City of Wilson Landfill – 1	Wilson, Wilson County
City of Winston-Salem Landfill	Winston-Salem, Forsyth County
Davidson River Dump	Pisgah Forest, Transylvania County
Durham County Landfill	Durham, Durham County
E. H. Glass Landfill	Greensboro, Guilford County
East Wake Landfill	Knightdale, Wake County
Edgecombe County Landfill	Tarboro, Edgecombe County
Elon College Landfill	Elon College, Alamance County
Gaston County Landfill	Mount Holly, Gaston County
Greensboro City Landfill	Greensboro, Guilford County
Grifton Dump	Grifton, Pitt County
Henderson County Landfill	Hendersonville, Henderson County
Hickory Grove Road Landfill	McAdenville, Gaston County
Hominy Creek Landfill	Asheville, Buncombe County
Jacksonville WWTP at Sturgeon City	Jacksonville, Onslow County
Kinston Demolition	Kinston, Lenoir County
Knightdale Dump	Knightdale, Wake County
Marbery Landfill	Durham, Durham County
Monroe Landfill	Monroe, Union County
Mud Creek Dump	Hendersonville, Henderson County
Old Charlotte/Vanguard Center	Charlotte, Mecklenburg County
Old Raleigh #11 – Dorothea Dix	Raleigh, Wake County
Old Raleigh #4 Landfill	Raleigh, Wake County
Old Raleigh #5 Landfill	Raleigh, Wake County
Rocky Knoll School Site	Durham, Durham County
Sims Legion Park Landfill	Gastonia, Gaston County
Stanley Refuse Dump	Stanley, Gaston County
Statesville Road Landfill	Charlotte, Mecklenburg County
Tarboro Landfill	Tarboro, Nash County
Trenton Refuse Disposal	Trenton, Jones County
Tin Mine Landfill	Lincolnton, Lincoln County
UNC Old Sanitary Landfill	Chapel Hill, Orange County

**Remedial design completed during FY 2023-24:**

Sims Legion Park Landfill	Gastonia, Gaston County
Trenton Refuse Disposal	Trenton, Jones County

**Remedial action ongoing during FY 2023-24:**

Albemarle Dump	Albemarle, Stanley County
----------------	---------------------------

**Remedial action (construction) completed during FY 2023-24:**

No sites under construction.

**No Further Action Issued during FY 2023-24:**

Gibsonville Properties Landfill	Gibsonville, Alamance County
Stedman Landfill	Stedman, Cumberland County

**D. Federal National Priorities List Sites Requiring a State Cost Share****1. Establishment of a Federal and State Superfund Program**

Thousands of contaminated sites exist nationally due to hazardous waste being dumped, left out in the open, or otherwise improperly managed. These sites include manufacturing facilities, processing plants, landfills and mining sites.

In the late 1970s, toxic waste dumps such as Love Canal and Valley of the Drums received national attention when the public learned about the risks to human health and the environment posed by contaminated sites. In response, Congress established the Comprehensive Environmental Response, Compensation and Liability Act (CERCLA) in 1980. Hazard Ranking System (HRS) is established as the principal mechanism for evaluating environmental hazards of a site.

In 1982, the EPA published the HRS as the principal mechanism for evaluating environmental hazards of a site. HRS is a numerically based screening system that uses information from preliminary investigations to assess the potential threats that sites pose to human health or the environment.

CERCLA, or the “Superfund,” allows EPA, working with DWM Superfund Section staff, to clean up contaminated sites. It also forces the parties responsible for the contamination to either perform cleanups or reimburse the State government for EPA-led cleanup work. When there is no viable responsible party, Superfund gives EPA and the State the 90 percent of the funds needed to clean up contaminated sites. CERCLA makes states responsible for the remaining 10 percent of the cleanup funds needed at these sites.

Goals of the EPA and State Superfund program are to:

- Protect human health and the environment by cleaning up contaminated sites;
- Make responsible parties pay for cleanup work;
- Involve communities in the Superfund process; and
- Return Superfund sites to productive use.

**2. State Superfund Cost Share Fund (SSCSF)**

S.L. 1999-237, s. 15.6 established that the DEQ may use available funds, with the approval of the Office of State Budget and Management (OSBM), to provide the 10 percent cost share required for Superfund cleanups on the National Priority List (NPL) sites having no viable responsible party to pay the operating and maintenance costs associated with these Superfund cleanups. These funds may be in addition to those appropriated for this purpose.



The Session Law also required DEQ to report to the Environmental Review Commission and the Joint Legislative Commission on Governmental Operations the amount and the source of the funds used. North Carolina currently has 40 hazardous waste sites out of a nationwide total of 1329 sites on the EPA NPL. Two of them, Reasor Chemical and New Hanover County Airport, were delisted. The 38 active sites ranked as the nation’s priority to clean up actions. There are no viable responsible parties for 18 NPL sites in the State, and a combination of federal and State public funds are used to conduct remediation at these sites. The Hazardous Response Trust Fund (the federal Superfund) contributes 90 percent of the money for the remedial action, and the State contributes the remaining 10 percent. The State also is obligated to conduct operation and maintenance (O&M) at NPL sites after the EPA completes its remedial action.

**Summary of North Carolina Superfund Cost-Share Fund Status as of June 30, 2023**

Amount of cost share funds distributed in FY 2023-24:	\$50,127
North Carolina’s 10 percent cost share for past, ongoing, and pending cleanups (based on signed contracts):	\$12,392,239
Fund balance as of June 30, 2024:	\$4,307,810
Amount currently committed in contracts for future cost share payments and operation and maintenance of remedies:	\$1,897,046*
Remaining amount encumbered on Cape Fear Wood Contract:	\$369,365
Unobligated Fund balance as of June 30, 2024:	\$2,041,399

\*In the future, this obligated amount will increase. Cleanup cost estimates are not available for sites that are currently in various stages of Remedial Investigation, and for which contracts are not yet signed. New sites may be added to the National Priorities List; some of which will require a State cost-share. Also, increases in remedial costs that differ from the original State/EPA contract amounts can occur.

Notably, Record of Decision documents for six federal trust fund lead/State cost share NPL sites were signed in recent years waiting for funding to start remedial actions. Five of these sites will be funded by the Federal Infrastructure Bill Fund. Sites funded under this bill will not require the State to pay 10% cost share. The State Superfund Contracts (SSC) were signed for these five sites: Ram Leather (\$17,221,300); ABC Cleaner (\$9,038,678); Hemphill Road TCE (\$7,939,772); Holcomb Creosote (\$7,209,778); Cristex Drum (\$10,159,863). An SSC amendment was signed for GMH to switch the remaining amount of \$3,057,630 to the Infrastructure Bill funding and de-obligate 10% of the State share from the original SSC. The total funding provided by Infrastructure fund for the Superfund Program is \$54,627,046 without 10% State match, which saved State \$5,462,705.

The SSC for Cape Fear Wood Preserving site (\$20,549,537) may be signed after the Remedial Designs are completed and approved in 2025-26. The funding for this site will require 10% State cost share. The Record of Decision for Ore Knob site has been finalized; the first phase remediation will cost \$44,575,800. The cost of phase II and III remediation will also be substantial. The State cost share (\$4,457,580 for phase I) for the site will be required in 2026-27. Horton Iron and Metal Co sites were added to the Fund-Lead site list, the cost of the remediation is estimated at \$21,196,320 and the State share will be \$2,119,632 in 2026/27.

Operations and Maintenance (O&M) for the following sites is being managed by North Carolina and paid for using the SCSF:

- FCX Statesville in Iredell County,
- Cape Fear Wood Preserving in Cumberland County,
- Davis Park Road TCE in Gaston County, and
- Potter's Septic Tank Service Pits in Brunswick County.

Four new sites have been added to the State O&M site list in 2024:

- FCX Washington Plant in Beaufort County,
- Blue Ridge Plating in Buncombe County,
- Sigmon’s Septic Tank Service in Iredell County,
- Carolina Transformer in Cumberland County.

O&M obligation at these 8 sites involves sampling wells and preparing reports, and site/well maintenance. The estimated O&M cost for all these sites is about \$240,000 per year.

Table IV-7a provides a list of the North Carolina NPL sites and the following information for each site: location, investigation/cleanup status, estimated costs for cleanup. Table IV-7a includes those sites where the federal trust fund/North Carolina cost share is required. Table IV-7b includes the status of responsible party-funded cleanups.

**17Table IV-7a. North Carolina National Priorities List Sites – Sites Where Federal Trust Fund/North Carolina Cost Share is Required**

<b>NPL Site</b>	<b>City/County</b>	<b>Operable Unit</b>	<b>Cleanup Status</b>	<b>Cleanup Cost</b>	<b>Work Phase Start</b>
ABC One Hour Cleaners	Jacksonville/Onslow	OU1-Groundwater	RA	\$4,481,077	In Progress
		OU2-Soil	RA	\$1,675,548	In Progress
		OU-3 Soil and Groundwater	RA	\$9,038,678*	In Progress
Barber Orchard	Waynesville/Haywood	OU1-Soil	Complete	\$24,300,000	Complete
		OU2-Groundwater	O&M		Pending
Benfield Industries	Waynesville/Haywood	Entire Site Soil	RA	\$6,729,200	Complete
		Groundwater	RA		In Progress
Blue Ridge Plating	Arden/Buncombe	Entire Site Soil	RA	\$2,275,200	Complete
		Groundwater	O&M		In Progress
Cape Fear Wood Preserving	Fayetteville/Cumberland	Entire Site Soil	RA	\$24,407,574	Complete
		Groundwater	O&M		In Progress
		Soil & Groundwater	RD	\$20,549,537	In Progress
Carolina Transformer	Fayetteville/Cumberland	Soil/Sediment	Complete	\$22,328,300	Complete
		Groundwater	O&M		In Progress
Cristex Drum	Oxford/Granville	All	RA	\$10,159,863*	In Progress

Davis Park Road TCE	Gastonia/Gaston	Entire Site	RA Complete	\$3,873,299	Complete
		Groundwater	O&M		In Progress
FCX, Inc.- Statesville	Statesville/Iredell	OU1-Groundwater	O&M	\$1,460,315	In Progress
		OU2-Soil	RA Complete	\$5,787,620	Complete
FCX, Inc.- Washington	Washington/Beaufort	OU1-Groundwater	O&M		In Progress
		OU2-Soil/Surface			
		Water/Sediment	RA Complete	\$255,791	Complete
GMH Electronics	Roxboro/Person	OU1-Public Water Supply	Complete	\$2,158,550	Complete
		OU2-Entire Site	RA	\$4,724,626	Complete
		OU2-Entire Site	RA	\$3,057,630*	In Progress
Hemphill Road TCE	Gastonia/Gaston	All	RA	\$7,939,772*	In Progress
Holcombe Creosote Company	Yadkinville/Yadkin	Soil and Groundwater	RA	\$7,209,778*	In Progress
Horton Iron and Metal Co	Wilmington/New Hanover	Soil and Groundwater	RD	\$21,196,320	In Progress
North Belmont PCE	Belmont/Gaston	Groundwater	RA	\$7,535,000	In Progress
Ore Knob	West Jefferson/Ashe	Entire Site	Phase I RD	\$44,575,800	In Progress
		Groundwater	O&M		Pending
Potter's Septic Tank Service	Maco/Brunswick	Entire Site Soil	RA	\$8,350,000	Complete
		Groundwater	O&M		In Progress
Ram Leather	Mint Hill/Mecklenburg	Entire Site	Interim RA	\$2,244,800	On Hold

		All	RA	\$17,220,000*	In Progress
Sigmon's Septic Tank	Statesville/Iredell	Entire Site Soil	RA	\$1,329,400	Complete
		Groundwater	O&M		In Progress

Cleanup Status Legend

- O&M - Remedy Operation and Maintenance
- RD - Remedial Design
- RI - Remedial Investigation
- OU - Operable Unit
- RA - Remedial Action
- RI/FS- Remedial Investigation/Feasibility Study
- PP – Proposed Plan

\*Indicates the Funding will be provided by Federal Infrastructure Bill

**18Table 17b. North Carolina National Priorities List Sites – Responsible Party-Funded Cleanups**

NPL Site Name	City/County	Operable Unit	Cleanup Status
Aberdeen Pesticides	Aberdeen, Moore	OU1 and OU4 - Soils-All Sites	Complete
		OU3-Groundwater	O&M
		OU5-Groundwater for Rt 211 and McIver	O&M
Aberdeen Contaminated GW	Aberdeen, Moore	OU 1- Town Well Replacement	Complete
		OU 2- Groundwater	RI
Bypass 601/Martin Scrap	Concord, Cabarrus	OU1-Soil/Sediment at Martin Scrap	O&M
		OU2-Off-Site Soil/Sediment	Complete
		OU3-Groundwater	O&M
Celanese Corporation	Shelby, Cleveland	OU1-Groundwater	O&M
		OU2-Soil	Complete
		Surface Water	Complete
Charles Macon Lagoon and Drum	Cordova, Richmond	Soil	Complete
		Groundwater	O&M
Chemtronics Inc.	Swannanoa, Buncombe	Soil	RD
		Groundwater	RD

CTS of Asheville	Asheville, Buncombe	All	RA
FCX Inc.	Statesville, Iredell	OU3-Burlington Industries Site	RA
Geigy Chemical	Aberdeen, Moore	Soil	Complete
		Groundwater	O&M
General Electric/Shepherd Farm	East Flat Rock, Henderson	Soil	O&M
		Groundwater	O&M
		Surface Water/Sediment	Complete
Jadco-Hughes	Belmont, Gaston	Soil/Sediment	O&M
		Groundwater	O&M
JFD Electronics/Channel Master	Oxford, Granville	Soil	Complete
		Groundwater	O&M
Kerr-McGee Chemical	Navassa, Brunswick	OU 1 Soil Only	Complete Delisted
		OU 2 Soil Only RA	In Progress
		OU 3 Marsh RI	In Progress
		OU 4 Operation Area RI	In Progress
		OU 5 Groundwater RI	In Progress
Koppers Company Inc.	Morrisville, Wake	Soil	Complete
		Groundwater	O&M
		Surface Water	Complete
National Starch and Chemical	Salisbury, Rowan	OU1-Groundwater in Western Part of Site	O&M/RA
		OU2-Trench Area Soil/Surface Water	Complete
		OU3-Area 2 Groundwater/Wastewater	In Progress
		Treatment Area/Surface Water/Sediments in NE Tributary	O&M
		OU4-Area 2 Soil/Wastewater Treatment Lagoon Area	O&M

New Hanover County Airport	Wilmington, New Hanover	Groundwater	Complete/Delisted
NCSU Lot 86	Raleigh, Wake	Soil	O&M
		Groundwater	O&M
Reasor Chemical	Castle Hayne, New Hanover	Soil	Complete/Delisted
		Groundwater	Complete/Delisted
USMC Camp LeJeune	Jacksonville, Onslow	Multiple Units	Various Stages
USMC Cherry Point	Cherry Point, Craven	Multiple Units	Various Stages
Ward Transformer	Raleigh, Wake	OU1-Downgradient Reaches RA	Complete
		OU2-Plant Area and Groundwater	FS
		Time Critical Removal	Complete
Wright Chemical Corporation	Riegelwood, Columbus	All	Removal In Progress

## E. Summary of Inactive Hazardous Sites Funding for FY 2023-24

### 1. Inactive Hazardous Sites Cleanup Fund (Fund 6372) for FY 2023-24

Beginning Cash Balance		\$285,789
Deposits (FY 2023-24)		
	Appropriations	\$800,000
	No Further Action review fees	\$23,750
	Settlement Income	\$42,296
	Total Deposits	\$866,046
Expenditures (FY 2023-24)		
	Orphan priority site sampling/remediation/alternate water supplies	\$476,988
	Total Expenditures	\$476,988
Ending Cash Balance		\$674,847
Obligations		
	Approved orphan priority site work as of June 30, 2024	\$243,962
	Laboratory and bottled water contract obligations*	\$46,110
	Total Current Obligations	\$290,073
Untasked Funds Available at the End of FY 2023-24		\$384,774

\*-Encumbered under contracts.

The pandemic had a marked impact on the Inactive Hazardous Sites Branch ability to spend allocated funds and ramping back up to preferred activity levels is still underway. Recovery from that, coupled with the demands of additional work due to emerging contaminants such as polyfluorinated compounds should put the program on track to more fully utilize the additional funds provided only last January.

## 2. Revenue Dedicated to the Pre-Regulatory Landfills (Fund 6379) for FY 2023-24

Beginning Cash Balance		\$20,095,723
Deposits (FY 2023-24)		
	Tax (actual total income)	\$12,729,161
	Administrative expense overcharge refund	\$0
	Total Deposits	\$12,729,161
Expenditures (FY 2023-24)		
Contracts		\$6,924,421
	Local government reimbursement	\$204,449
	Transfer to DWM Solid & Hazardous Waste Programs	\$500,000
Operating Budget		
	PRLF operating budget	\$742,141
	Inactive Hazardous Sites operating budget	\$558,063
	Combined operating budget	\$1,300,205
Total Expenditures		\$8,929,075
Ending Cash Balance		\$23,895,810
Total Current Contract and Local Government Obligations		
	(Encumbrances not yet Paid)	\$10,585,803
Current Effective Cash Balance		13,310,007

A portion of a solid waste disposal tax established by the legislature is dedicated toward contracting assessment and remediation at uncontrolled pre-regulatory landfills and to fund staff to implement the program. These funds are also used to fund a portion of the staff overseeing work at other Inactive Hazardous Waste Sites.

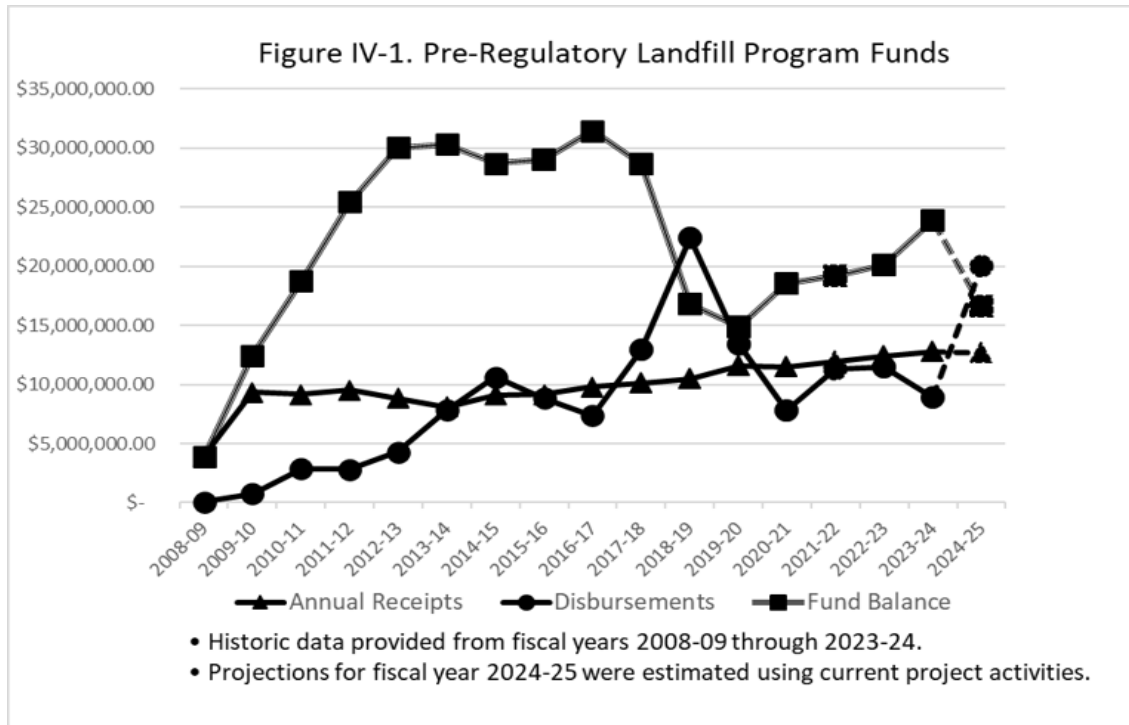
A table depicting the fund income and expenditures by years is below, and the trends are shown in graphical form in Figure IV-1.

Fiscal Year	Annual Receipts	Disbursements	Fund Balance
2008-09	\$3,904,260.91	\$46,846.21	\$3,857,414.70
2009-10	\$9,338,017.99	\$749,888.22	\$12,445,544.47
2010-11	\$9,175,887.91	\$2,846,727.53	\$18,774,704.85
2011-12	\$9,521,021.27	\$2,846,727.53	\$25,470,837.31
2012-13	\$8,850,589.92	\$4,273,171.09	\$30,048,256.14
2013-14	\$8,097,660.71	\$7,834,699.76	\$30,311,217.09
2014-15	\$9,094,712.92	\$10,629,385.28	\$28,712,428.51
2015-16	\$9,173,960.00	\$8,832,144.00	\$29,054,245.00
2016-17	\$9,816,029.45	\$7,378,389.70	\$31,491,884.47
2017-18	\$10,113,745.73	\$12,918,429.82	\$28,687,200.38
2018-19	\$10,509,092.00	\$22,422,020.00	\$16,774,272.38
2019-20	\$11,560,035.01	\$13,447,047.00	\$14,887,260.39
2020-21	\$11,464,201.14	\$7,834,580.96	\$18,516,482.18
2021-22	\$11,959,297.00	\$11,263,119.00	\$19,212,660.18
2022-23	\$12,366,462.76	\$11,483,399.16	\$20,095,723.78

2023-24	\$12,729,161.60	\$8,929,075.20	\$23,895,810.18
2024-25	\$12,700,000.00	\$20,000,000.00	\$16,595,810.18

Projections for fiscal year 2024-25 were estimated using current project activities.

**5Figure IV-1 Pre-Regulatory Landfill Programs Funds**



**3. National Priorities List Cost-Share Fund (Fund 6375) for FY 2023-24**

Estimated cost of federal trust fund/NC cost-share cleanups	\$123,922,398
North Carolina’s 10% cost-share for pending/ongoing cleanups	\$12,392,239*
Total fund disbursements for cost-share payments	\$9,660,637
Balance as of June 30, 2024	\$4,307,810
Encumbered amount of the fund balance for cost-share payments	\$1,897,046
Encumbered amount for Cape Fear Wood contract	\$369,365
Effective Cash Balance	\$2,041,399

\*Cleanup cost estimates are not yet available for all sites. The cost-share figure will increase as cost estimates become available. Other sites may be added to the National Priorities List that will require a State cost-share. This account is also used to pay for the State’s operation and maintenance obligations at these sites. The fund has no continuing source of income.



# Chapter V: Solid Waste and Materials Management

## A. Executive Summary

G.S. 130A-309.06(c) requires DEQ to annually report the status of solid waste management efforts in the State to the N.C. General Assembly's Environmental Review Commission and Fiscal Research Division.

The Demographer's Office in the N.C. Office of State Budget and Management reported that North Carolina's population increased by 1.28 percent between FY 2022-23 and FY 2023-24, while the amount of waste disposed of in municipal solid waste (MSW) landfills and construction and demolition (C&D) landfills increased by 1.27 percent from an adjusted disposal amount of 14,037,108 tons in FY 2022-23. A total of 14,215,732 tons of solid waste originating from North Carolina counties was disposed of at in-state and out-of-state facilities – an increase in disposal of 178,624 tons from the previous fiscal year.

During FY 2020-21, the rule review and readoption process required by G.S. 150B-21.3A and initiated in 2013 was completed for the solid waste management rules in Title 15A, Subchapter 13B of the Administrative Code. As a part of the readoption process, the rules in Section .1700 of Subchapter 13B pertaining to coal combustion by-products were updated to be consistent with changes made to the General Statutes in the Coal Ash Management Act of 2014 (CAMA), including changes made to the annual reporting requirements. CAMA required in G.S. 130A-309.204(c) that annual reporting on the generation of coal combustion residuals (CCR) and coal combustion products (CCP) was required for public utilities only, and not for other generators of CCR or CCP.

Two current North Carolina public utilities generating CCR and CCP reported that they disposed of 233,157 tons of CCR in MSW landfills and did not dispose of any CCP in structural fills in FY 2023-24. CCP was instead sent for beneficial use within STAR® Units located at Duke Energy's Buck, Cape Fear, and H.F. Lee facilities. Disposal of produced and excavated ash material in coal ash monofills, which are special landfills that contain only coal ash waste, has increased as excavation of ash basins continues across North Carolina in accordance with the Consent Order signed in February 2020 directing Duke Energy to excavate more than 80 million tons of coal ash from open, unlined impoundments at several locations and place the excavated coal ash in onsite lined landfills. During FY 2023-24, 11,181,544 tons of CCR were placed in coal ash monofills.

Data used in this report, along with other subsidiary reports, is available online at:

<https://deq.nc.gov/about/divisions/waste-management/solid-waste-section/solid-waste-facility-lists-presentations-and-annual-reports/solid-waste-management-annual-reports>.

### 1. Key Findings FY 2023-24

- The in-state and out-of-state MSW and C&D disposed of in North Carolina, plus the waste that was generated in North Carolina and disposed of in out-of-state facilities amounted to 14,215,732 tons in FY 2023-24.
- The 92 sanitary landfills permitted and operating in North Carolina reported disposing of a total of 13,682,898 tons of MSW and C&D solid waste, including waste imported from out-of-state.
- Municipal and C&D solid waste reported as disposed of in North Carolina originating from South Carolina was 273,692 tons and Virginia was 1 ton for a total of 273,693 tons from out-of-state sources.
- Waste exported to Georgia (59,869 tons), South Carolina (266,189 tons), Tennessee (117,579 tons), and Virginia (199,169 tons) amounted to 642,806 tons.
- The remaining capacity for the 42 active MSW landfills in North Carolina calculates to approximately 28 years of municipal solid waste at the FY 2023-24 rate of disposal.
- Industrial waste disposal amounted to 11,343,400 tons for FY 2023-24. North Carolina industrial waste is predominantly from producers of paper products (pulp and paper sludges) with contributions from the electric energy industry (CCR).
- The per capita rate of North Carolina waste disposed into in-state and out-of-state MSW and C&D landfills has remained steady at approximately 1.3 tons per person within range of the last 3 fiscal years.

- Coal ash disposal in a MSW landfill did not affect the per capita disposal rate in FY 2023-24 as shown in Table V-1 below.
- Excavated CCR from Duke Energy coal ash impoundments totaling 10,027,676 tons were reported as disposed of in onsite landfills in FY 2023-24.
- Flue gas desulfurization (FGD) waste produced from Duke Energy coal-fueled plants totaled 812,780 tons; however, 506,221 tons of produced and excavated FGD waste were credited as beneficially used.
- Local government recycling programs diverted 385,545 tons of household recyclables (glass bottles and jars, plastic containers, metal cans, paper, cartons, and cardboard), which resulted in greenhouse gas savings of 1,045,819 metric tons of carbon dioxide equivalent.
- Additional recyclables recovered by local government programs totaled 1,265,645 tons which include yard waste, food waste, scrap metal, tires, electronics, textiles, construction and demolition debris, and other hard-to-recycle materials such as batteries, paint, automotive fluids, and chemicals.
- DEQ recycling grants continued to support important market investments, including material recovery facility (MRF) upgrades, plastic recycling expansions, solar panel recycling development, and food waste diversion.

## **2. Departmental Considerations and Recommendations**

- The General Assembly is encouraged to consider ways to support the increased recovery and recycling of food waste which is estimated to make up nearly one-quarter of residential landfilled waste.
- The General Assembly is encouraged to consider the new tire advanced disposal fee to better support local recycling programs.
- Due to the increased presence of and discovery of emerging contaminants like 1,4-dioxane and PFAS, the General Assembly is encouraged to consider requiring all sanitary landfills, and C&D landfills in particular, to be constructed with a composite base liner system and leachate collection. While this will increase operational costs to some facilities, it will decrease the contamination of valuable State groundwater resources.

## **B. Solid Waste Management**

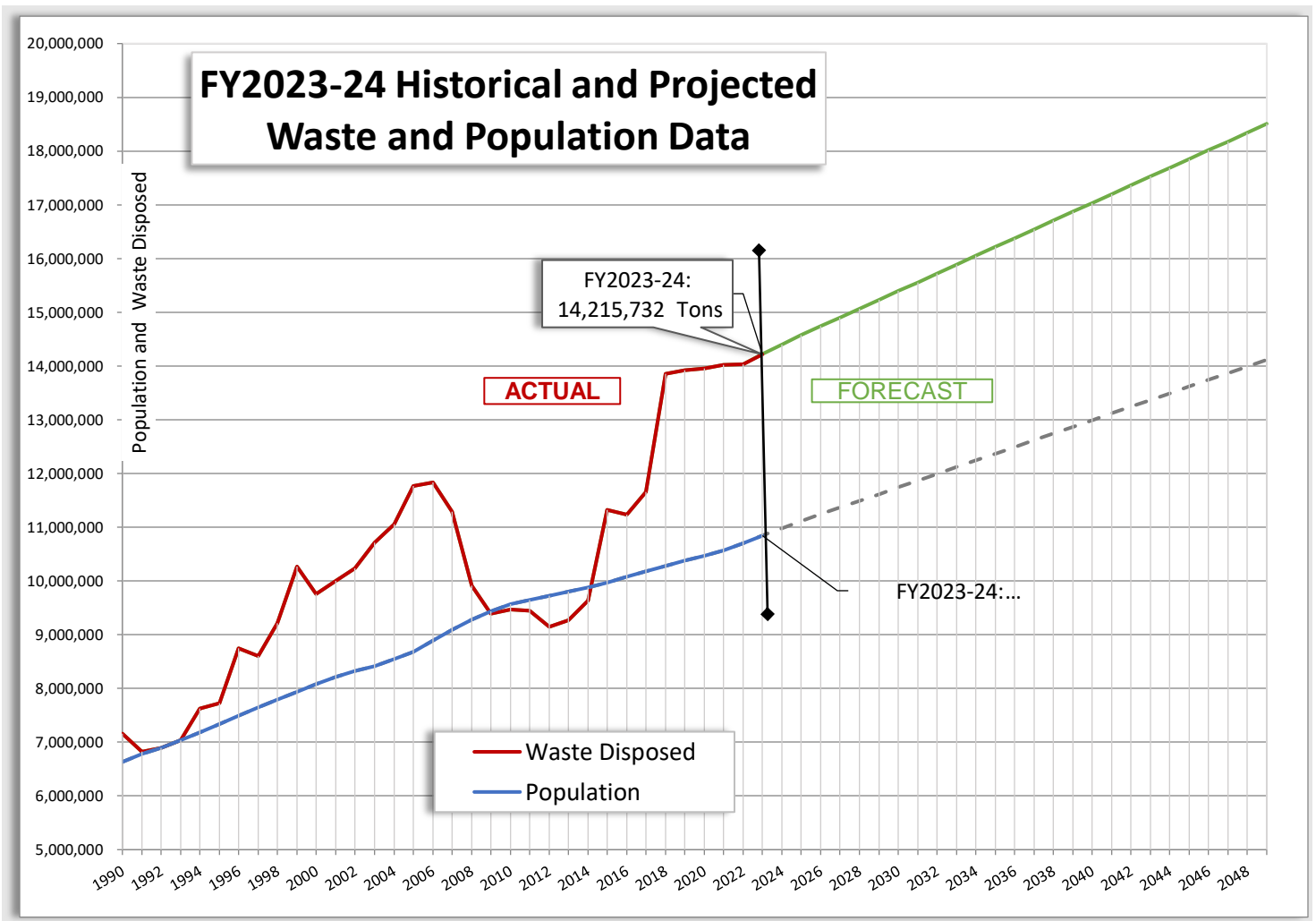
Waste types handled at North Carolina facilities include municipal solid waste, industrial waste, construction and demolition waste, land-clearing waste, scrap tires, medical waste, compost, and septage.

CCR, classified as industrial waste generated at North Carolina's six electric power plants, have received much study and attention because of CAMA. The Act requires that the coal ash in surface water disposal impoundments be removed, and the ash be placed into lined landfills or recovered. In recent years, CCR has primarily been disposed of in onsite industrial landfills at power plants or recovered for beneficial use primarily in the cement industry.

### **1. Municipal Solid Waste and Construction and Demolition Landfill Disposal**

North Carolina generated and disposed of a total of 14,215,732 tons of waste (generated during the fiscal year) into MSW and C&D landfills within the State and out-of-state. This represents an increase of 178,624 tons of waste from the previous fiscal year. Figure V-1 below displays the history of disposal of waste since 1991. For each fiscal year, the tonnage figure represents the material that was generated during that year that entered disposal facilities.

**6Figure V-1. MSW and C&D Waste 20-Year Disposal Forecast**



Note: Population data is from the OSBM State Demographer website: <https://www.osbm.nc.gov/demog/county-projections> for Annual County Populations available at the following web link: <https://www.osbm.nc.gov/population-projections-age-group-data/download?attachment>

Solid waste exported from North Carolina generators to out-of-state landfills located in Georgia, South Carolina, Tennessee, and Virginia totaled approximately 642,806 tons in FY 2023-24. During that period, North Carolina landfills received and disposed of approximately 273,693 tons of waste that originated from South Carolina and Virginia.

In addition to normal MSW and C&D wastes, other post-industrial or business cleanups that are safely disposed of in lined MSW landfills include petroleum-contaminated soils from leaking storage tanks under DWM’s Underground Storage Tank Section, and wastes from development at industrial facilities under DWM’s Brownfields Redevelopment Section. In past years, the cleanup from storms created noticeable spikes in waste generation and disposal.

Tables related to waste disposal per county, facility, and per capita can be found at: <https://deq.nc.gov/about/divisions/waste-management/solid-waste-section/solid-waste-facility-lists-presentations-and-annual-reports/solid-waste-management-annual-reports>.

**2. Coal Combustion Residual and Product Generation, Disposal, and Reuse**

North Carolina public utility generators of CCR and CCP recorded 233,157 tons of generated coal ash disposed of in MSW or non-coal ash industrial landfills during FY 2023-24.

Produced and excavated ash material removed from coal-fueled plants and coal ash impoundments were reported as not used in structural fill projects. The reporting of zero placement of CCR and CCP within structural fills is a result of being governed by CAMA, beneficial use within STAR® Units located at Duke Energy’s Buck, Cape Fear, and H.F. Lee facilities, as well as better recovery systems. Disposal of produced and excavated ash material in coal ash monofills has increased as excavation of ash basins continues across North Carolina. Within FY 2023-24, 11,181,544 tons of CCR were placed in coal ash monofills.

Table V 1 shares information on the disposition of coal combustion wastes that intersected with landfill disposal. The information is derived from reporting of the two public utility companies that generate ash at their facilities across North Carolina.

**19Table V-1. Coal Combustion By-Products and Impoundment Excavation**

Generator Annual Reporting	Coal Combustion Products (tons) generated		Ash (tons) excavated from impoundment
	FY 2023-24		
	Ash	Gypsum	
Total produced	744,222	812,780	10,027,676
Used as Structural Fill	-	-	-
Other Beneficial Uses	1,934,058	506,221	12,578
Disposed in MSW and Industrial Landfills (not Coal Ash monofills)	233,157	-	-

- Recycling efforts continue to increase at industrial facilities statewide.
- Management of CCR, which consists of bottom and fly ash, is produced from coal-fired electric power plants and is disposed of in onsite CCR landfills. CCP in the form of ash are predominantly reused as an ingredient in cement.
- FGD residuals, or synthetic gypsum, is the primary ingredient in drywall.
- Fly ash, slag, and bottom ash can be used as construction material such as gravel or fill.
- S.L. 2016-95 revised CAMA and required that Duke Energy provide ash beneficiation projects capable of processing 300,000 tons of ash, reclaimed from surface impoundments, for cementitious products. The STAR® Units have been placed in service. Duke Energy has been addressing production challenges and will continue to take measures to improve feed ash quality as well as pursue equipment modifications to increase production. Subsequently, Duke Energy exceeded their annual processing goal in FY 2023-24 by up to eight percent per STAR® site.
- Duke Energy has three recycling sites in North Carolina located at the Buck Station (Spencer, N.C.), HF Lee Station (Goldsboro, N.C.) and Cape Fear (Moncure, N.C.).
- Duke Energy reported in FY 2023-24 that 506,221 tons of gypsum were sent to the drywall or wallboard industry for reuse.

### 3. Solid Waste Tax

The N.C. Department of Revenue reported solid waste tax distribution of \$25,170,476.22, which equates to 12,585,238 tons of taxable solid waste going into landfills within North Carolina and through transfer stations to landfills in neighboring states. The gap between reported disposed tonnage and tax-paid tonnage was due to waste at federally-owned landfills on military bases and some specific waste streams received at MSW facilities (for example, biosolids) that are exempt from the solid waste tax. In addition, the large amount of excavated CCR impoundment wastes was not taxed because they were not transferred through a permitted solid waste facility.

Revenue from the solid waste tax was distributed to:

- Inactive Hazardous Sites Cleanup Fund – 50 percent is used to fund the assessment and remediation of pre-1983 landfills
- Local governments – 18.75 percent to counties and 18.75 percent to municipalities to assist with their waste and materials management programs
- General Fund – 12.5 percent

The Solid Waste Tax proceeds and distribution are summarized in Table V-2 below.

**20Table V-2. N.C. Dept. of Revenue Solid Waste Tax Distribution**

PROCEEDS	1st Quarter	2nd Quarter	3rd Quarter	4th Quarter	Totals
PROCEEDS AVAILABLE FOR DISTRIBUTION BEFORE COST	\$6,503,265.80	\$6,518,442.92	\$6,147,489.11	\$6,099,592.80	\$25,268,790.63
LESS: REIMBURSEMENT UNDER S.L. 2007-543	\$-	\$-	\$-	\$-	\$-
LESS: COST OF COLLECTING	\$21,067.31	\$26,635.06	\$24,998.08	\$25,613.96	\$98,314.41
PROCEEDS AVAILABLE FOR DISTRIBUTION	\$6,482,198.49	\$6,491,807.86	\$6,122,491.03	\$6,073,978.84	\$25,170,476.22

DISTRIBUTION OF PROCEEDS					
INACTIVE HAZARDOUS SITES CLEANUP FUND (50%)	\$3,241,099.25	\$3,245,903.94	\$3,061,245.52	\$3,036,989.42	\$12,585,238.13
AMOUNT AVAILABLE TO DISTRIBUTE TO CITIES (18.75%)	\$1,215,412.22	\$1,217,213.97	\$1,147,967.06	\$1,138,871.03	\$4,719,464.28
AMOUNT AVAILABLE TO DISTRIBUTE TO COUNTIES (18.75%)	\$1,215,412.22	\$1,217,213.97	\$1,147,967.06	\$1,138,871.03	\$4,719,464.28
GENERAL FUND (12.5%)	\$810,274.80	\$811,475.98	\$765,311.39	\$759,247.36	\$3,146,309.53
<b>TOTALS</b>	\$6,482,198.49	\$6,491,807.86	\$6,122,491.03	\$6,073,978.84	\$25,170,476.22

**COMMENTS:**

1. Solid waste disposal taxes are levied pursuant to Article 5G of Chapter 105 which provide for a per capita distribution of the proceeds.
2. A city or county is excluded from the distribution under Article 5G if it does not provide solid waste management programs and is not responsible by contract for payment for these programs and services, unless it is served by a regional solid waste management authority established under Article 22 of Chapter 153A of the General Statutes.

Note: Totals do not match DEQ budget reports for FY 2023-24 due to the timing of distributions from N.C. Department of Revenue (NCDOR). The table above was compiled using the following NCDOR data:

- 1st Quarter FY 2023-24: <https://www.ncdor.gov/solid-waste-disposal-tax-distribution-quarter-ending-09-30-2023>
- 2nd Quarter FY 2023-24: <https://www.ncdor.gov/solid-waste-disposal-tax-distribution-quarter-ending-12-31-2023>
- 3rd Quarter FY 2023-24: <https://www.ncdor.gov/solid-waste-disposal-tax-distribution-quarter-ending-03-31-2024>
- 4th Quarter FY 2023-24: <https://www.ncdor.gov/solid-waste-disposal-tax-distribution-quarter-ending-06-30-2024>

**4. Per Capita Disposal Rate**

Table V-3 below shows the history of North Carolina’s per capita disposal rate, including the impact of including excavated CCR in that rate. The table shows the baseline measurement of solid waste disposal in the benchmark years of FY 1990-91 and 1991-92 as well as the most recent 18 fiscal years. Two calculations were performed to determine per capita waste this fiscal year – one showing disposal per capita for wastes generated during the fiscal year and the other including both generated waste plus excavated CCR.

**21Table V-3. North Carolina’s Per Capita Disposal Rate**

Fiscal Year	NC Population	MSW and C&D Disposed (tons)	MSW per Capita (tons)	Coal Ash Disposed (tons)	MSW minus Coal Ash Disposed (tons)	MSW minus Coal Ash Disposed per Capita (tons)
2023-24	10,842,949	14,215,732	1.31	0	14,215,732	1.31
2022-23	10,705,403	14,037,108	1.31	0	14,037,108	1.31
2021-22	10,571,934	14,024,453	1.33	0	14,024,453	1.33
2020-21	10,472,553	13,949,017	1.33	0	13,949,017	1.33
2019-20	10,381,670	13,926,676	1.34	127,005	13,799,671	1.33
2018-19	10,284,335	13,855,649	1.35	32,809	13,822,840	1.34
2017-18	10,181,491	11,656,351	1.14	643,808	11,012,543	1.08
2016-17	10,080,436	11,231,358	1.11	1,678,882	9,552,476	0.96
2015-16	9,968,747	11,323,734	1.14	743,822	10,579,912	1.06
2014-15	9,881,906	9,635,874	0.98	Not Measured Prior to	9,635,874	0.98
2013-14	9,804,787	9,273,571	0.95	FY15-16	9,273,571	0.95
2012-13	9,723,576	9,149,130	0.94		9,149,130	0.94
2011-12	9,644,670	9,443,380	0.98		9,443,380	0.98
2010-11	9,571,007	9,467,045	0.99		9,467,045	0.99
2009-10	9,435,396	9,395,457	1.00		9,395,457	1
2008-09	9,278,794	9,910,031	1.07		9,910,031	1.07
2007-08	9,090,572	11,284,712	1.24		11,284,712	1.24
2006-07	8,890,380	11,837,104	1.33		11,837,104	1.34
2005-06	8,685,811	11,765,183	1.35		11,765,183	1.36
<b>1991-92 Benchmark</b>	<b>6,781,321</b>	<b>7,257,428</b>	<b>1.07</b>		<b>7,257,428</b>	<b>1.07</b>
1990-91	6,632,448	7,161,455	1.08		7,161,455	1.08

Note: MSW disposal data were updated based on additional report submittals.

**5. Municipal Solid Waste Landfill Capacity**

The total remaining capacity of North Carolina’s 41 active permitted MSW landfills measures approximately 380 million cubic yards, equating to approximately 256 million tons based on a calculated average compaction rate of 0.67 tons of waste per cubic yard of air space. The capacity does not distinguish between imported or exported waste. The State capacity calculates to 28 years of waste disposal should the rate of landfill use remain steady at last fiscal year’s rate of approximately 11.3 million tons per year for all active MSW landfills. Continued efforts to increase recycling and material diversion will help maximize landfill capacity.

Landfill capacity in the State is currently sufficient, and all regions have access to adequate disposal capacity. However, the State’s landfill capacity is not uniformly available statewide due to permit conditions, franchise arrangements, service areas, population densities, and distances. Some regions have limited disposal options and may be subject to higher disposal costs and possible disruptions in service should facilities close or fuel costs become prohibitive due to transport to distant facilities. As some landfills come to capacity in the next 8-10 years, the availability and convenience of municipal solid waste disposal facilities will change, and some areas will have less access than they do currently.

As shown in Table V-3 above, the disposal of coal ash in MSW landfills did not occur in FY 2023-24. The downward trend for the past several years has favorably affected MSW landfill capacity in the State.

Tabulation of MSW and C&D landfill capacity can be found in the FY 2023-24 Landfill Capacity Report contained on the following website: <https://deq.nc.gov/about/divisions/waste-management/solid-waste-section/solid-waste-facility-lists-presentations-and-annual-reports/solid-waste-management-annual-reports>.

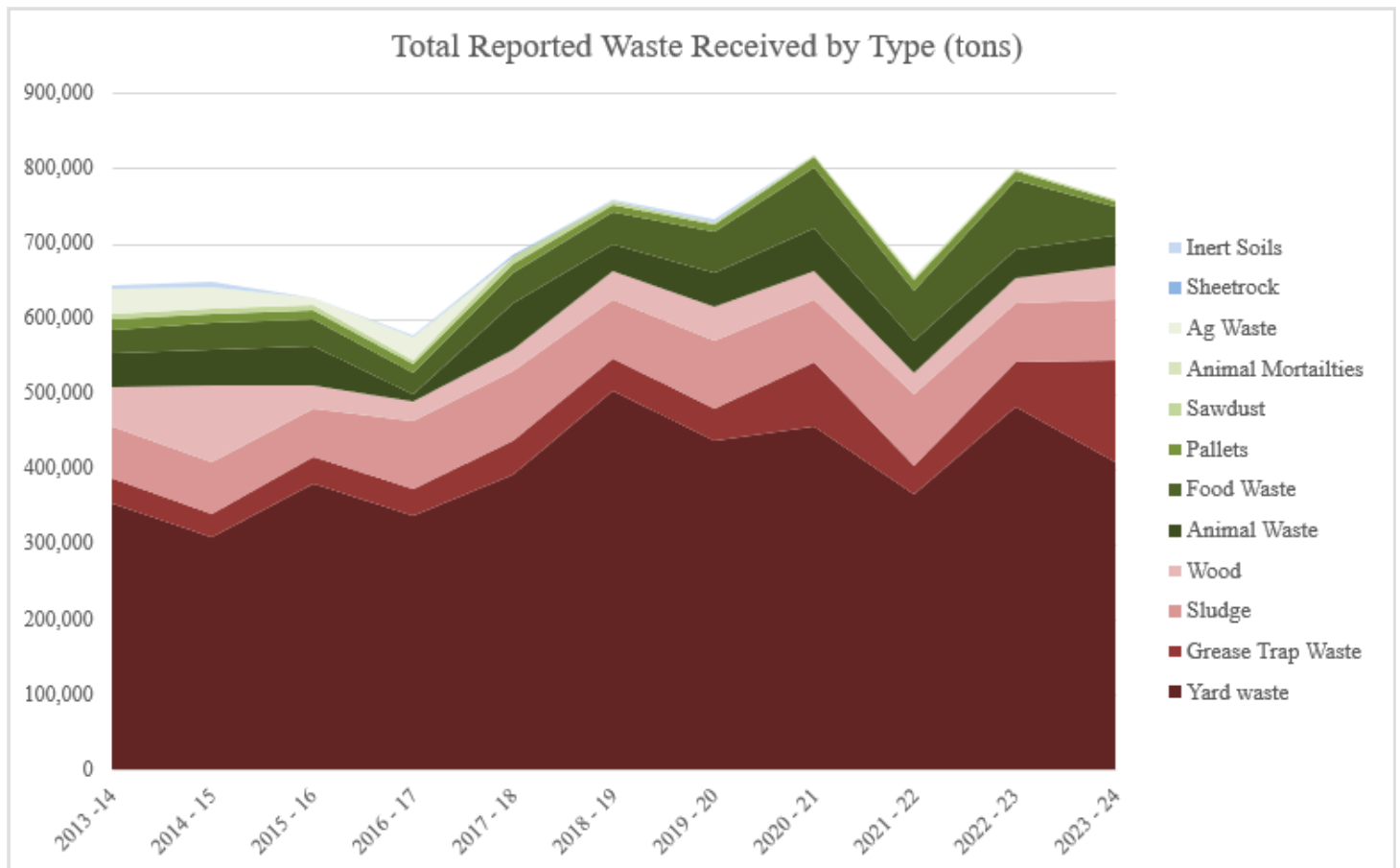
### 6. Industrial Landfill Disposal

In North Carolina, 14 out of 17 active permitted industrial landfills disposed of various types of industrial waste originating from internal operations. The majority of industrial landfills are located where the waste is produced. The largest volume of waste disposed into industrial landfills is at electric power plants and from the paper product industry, which disposes of sludge and wood ash. Tabulation of landfilled industrial waste can be found on the FY 2023-24 Solid Waste Management Annual Report webpage, accessible online at: <https://deq.nc.gov/about/divisions/waste-management/solid-waste-section/solid-waste-facility-lists-presentations-and-annual-reports/solid-waste-management-annual-reports>.

### 7. Composting and Mulching

A total of 53 active composting operations continued to divert organics from the municipal solid waste stream. 847,798 tons of waste were initially diverted to facilities, with a 13% loss of unusable/disposed material. 504,302 tons of feedstocks were composted in FY 2023-24.

**7Figure V-2: Total Reported Waste Received over 11 Years of Facility Annual Reporting (FAR)**



Compost operations in FY 2023-24 diverted 45,114 tons of food waste, including food processing residuals. Food waste diversion continues to be a huge opportunity for compost facilities in North Carolina; and a desperate need for the relief of

landfills and methane emissions. Yard waste, grease trap waste, sludge and biosolids, and clean wood made up over 75% of diverted material.

High-carbon materials such as yard waste, clean wood, sawdust, and pallets make up 61 percent of all received materials for FY 2023-24, with yard waste comprising 88 percent of the total high-carbon material. High-nitrogen materials (e.g., food scraps, animal waste, sludge, grease trap waste, animal mortalities) are on average 38 percent of the total material received. The other feedstocks (e.g., commingled, sheetrock, inert soils) are on average less than one percent of the total material received.

In FY 2023-24, compost facilities produced 320,869 tons of compost, 121,871 tons of mulch (including wood mulch, dyed mulch, wood chips, and leaf mulch), and 53,572 tons of boiler fuel.

- 388,978 tons of compost were sold to the public.
- 85,937 tons were stockpiled.
- 53,648 tons were used internally/not marketed.
- 36,072 tons were given to the public.

## **8. Septage Management and Land Application**

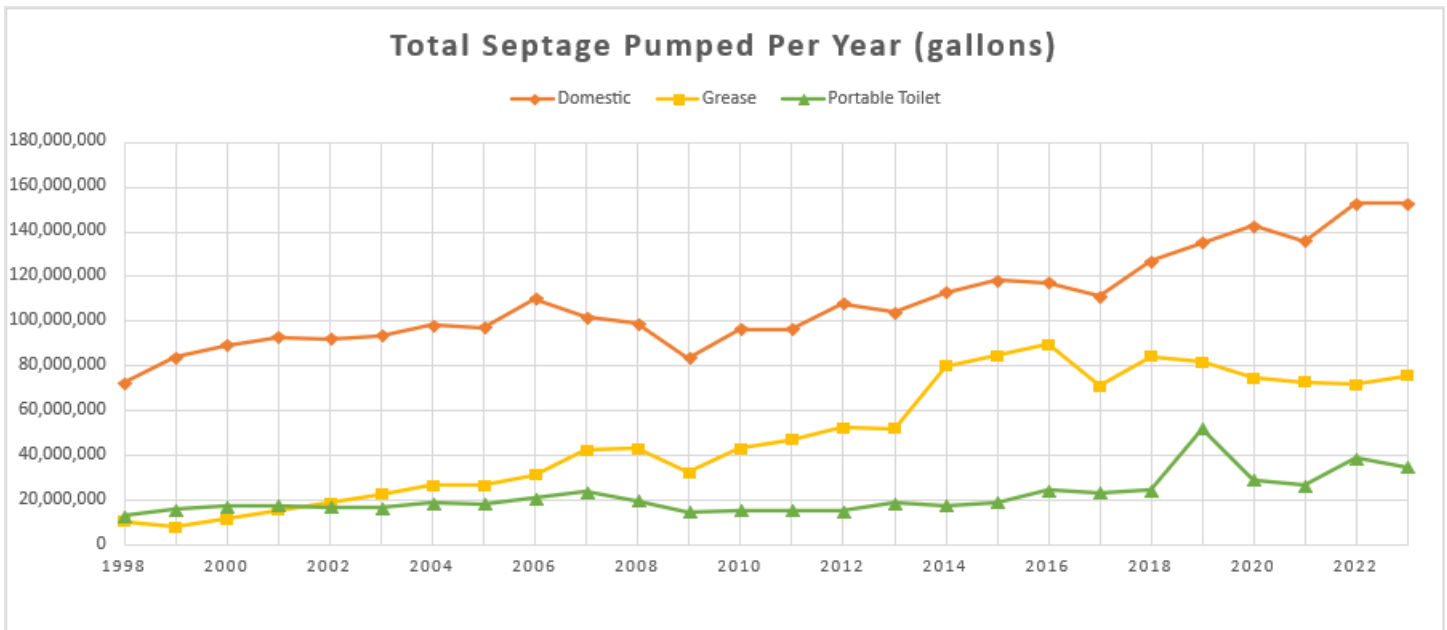
The management of septage waste pumping, hauling and disposal is accomplished through staff permitting and compliance activities for more than 660 septage haulers, 182 septage detention or treatment (dewatering) facilities, and 103 land application sites (representing approximately 1600 acres). Septage disposal is by means of municipal wastewater treatment plants, septage land application sites, solid waste compost facilities, and septage detention and treatment facilities.

While most of the land-applied waste managed by the Solid Waste Section is septic tank, portable toilet, and restaurant grease trap waste, the program also assists waste generators with other wastes and by-products to determine if they are suitable for beneficial use through land application. Examples of beneficially reused waste include wood ash and tobacco dust. Best management practices are followed for each by-product to assure the protection of public health and the environment after evaluation by staff and are included in the site operational plans.

Since septage haulers are permitted on a calendar year basis, the volumes of septic tank (domestic septage), portable toilet, and grease trap wastes pumped are reported for the previous calendar year. In the calendar year 2023, approximately 262,556,164 gallons total of domestic septage, grease septage, and portable toilet waste was pumped. This is a slight increase above the 2022 calendar year total of 262,519,064 gallons pumped. The increase from 2022 to 2023 in the reported amount of domestic septage, portable toilet waste septage, and grease septage pumped may reflect an increase in demand for septage pumping related to steady growth in the State's population and economic development in 2023. Figure V-3 below shows the trend in amounts of septage pumped per year over the last 25 years (from 1998 to 2023).



**8Figure V-3 Gallons of Septage Pumped Per Year (1998 to 2023)**



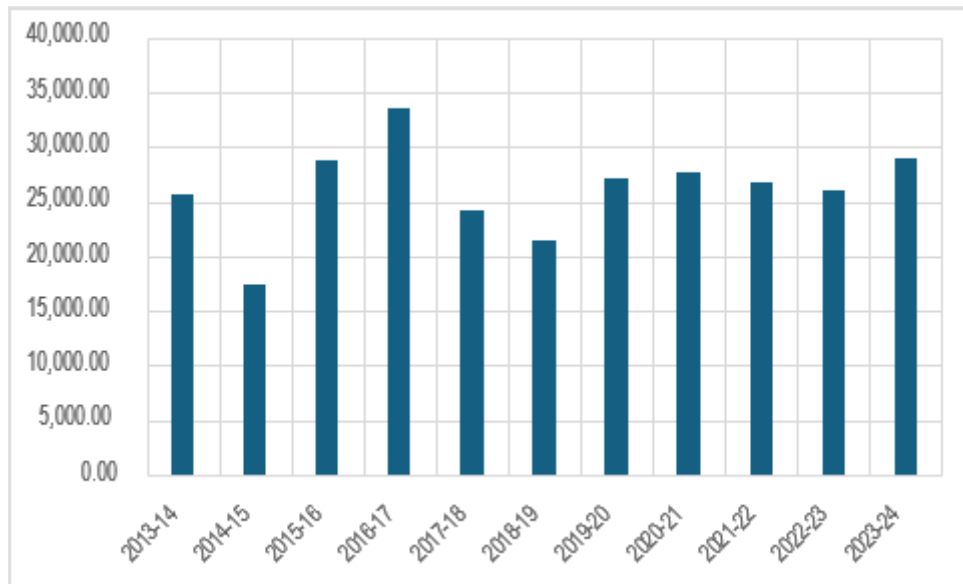
**9. Medical Waste**

During FY 2023-24, four permitted medical waste treatment facilities that receive waste from off-site operated in the State. There are also nineteen alternative medical waste treatment technologies approved for use in the State that operate using a combination of waste shredding and steam sterilization, chemical, infrared, ozone, and heat-to-treat medical waste at individual generator locations.

Figure V-4 below shows the tonnage of medical waste treated at North Carolina’s permitted medical waste treatment facilities during FY 2023-24. A total of 15,885.61 tons of medical waste generated in North Carolina and 13,048.78 tons generated from other states, totaling 28,934.39 tons, were treated. A total of 20,991.04 tons of treated medical waste was disposed of in landfills with a waste tonnage reduction to (incinerator) ash of 6,670.00. 182.00 tons was shipped out of state for treatment and 1,139.00 tons was liquids drained to POTWs. Figure V-4 does not include medical waste treated from healthcare facilities that treat waste on-site.

These healthcare facilities are regulated by the N.C. Department of Health and Human Services; although DEQ may address specific concerns regarding medical waste treatment such as packaged stored medical waste awaiting shipment and treatment device operation.

**9Figure V-4 Tons of Medical Waste Processed by Fiscal Year**



**10. Household Hazardous Waste**

Household hazardous waste (HHW) is household items that are toxic, ignitable, corrosive, or reactive. HHW includes items such as household cleaners, pesticides, herbicides, fertilizers, pool chemicals, paints, automotive fluids, and batteries. These waste types are dangerous to human health and the environment. The Solid Waste Section recommends that residents properly dispose of HHW at an approved collection site. Units of local government HHW collection sites may be temporary one-day events, commonly conducted in a physical structure, or permanent ongoing collection sites at brick-and-mortar locations.

Twenty-three counties in North Carolina have permanent HHW collection sites (30 sites total). These 30 permanent sites are permitted facilities and collected 8,818,646.00 pounds or 4,409.32 tons of HHW as shown in Table V-4 below.

**22Table V-4. Permanent HHW Facility Collections FY 2023-24**

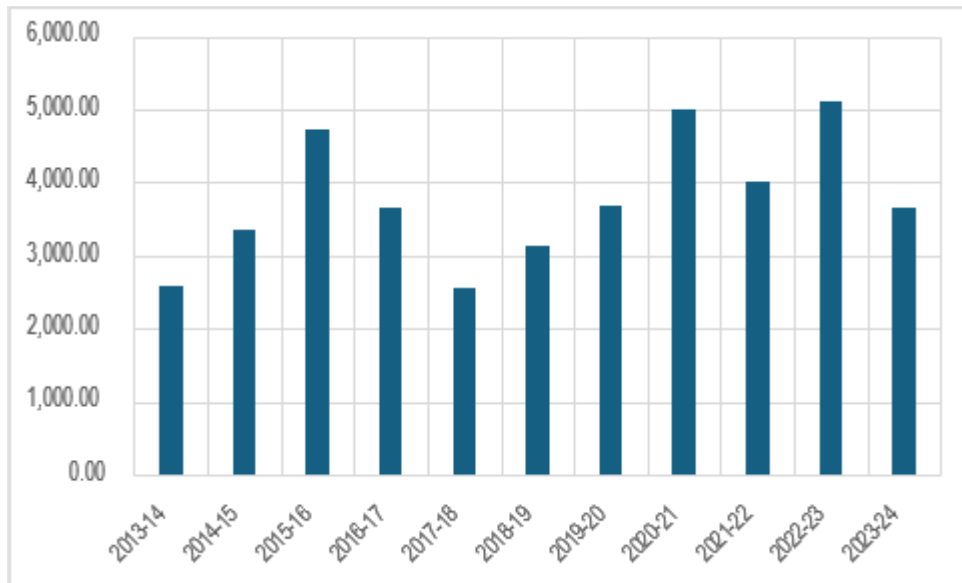
Household Hazardous Waste	Pounds
Various paints	4,634,326.00
Flammable liquids and solids	633,831.00
Automotive oil, filters, and antifreeze	433,626.00
Lead-acid, cadmium, lithium and alkaline batteries	196,097.00
Mercury containing fluorescent light bulbs and other mercury-containing materials	127,021.00
Compressed gases	136,631.00
Poisonous materials such as insecticides, herbicides, fungicides, fertilizers, and pool chemicals	202,683.00
Corrosive materials	142,373.00
Oxidizing substances	86,023.00
Aerosols	101,984.00
Reactives	15.00
PCB/Ballasts	0.00
Propane tanks	7,183.00
Fire extinguishers	15,951.00

Twenty-six counties, thirteen municipalities, and two businesses held 51 one-day temporary HHW collection events during FY 2023-24. The 51 events collected a total of 568,877.00 pounds or 284.44 tons of HHW.

Figure V-5 below illustrates the amounts of HHW collected annually since FY 2013-14. A complete listing of locations of permanent HHW sites as well as current one-day events can be found at: <https://deq.nc.gov/about/divisions/waste-management/hhw>.

Although the collection of HHW is a costly endeavor, increasing numbers of units of local government as well as civic organizations, and private industries are arranging for this valuable service for North Carolina communities. The fiscal year total collected is 3,643.50 tons and the collection cost reported by units of local government for temporary and permanent collection events is \$6,027,215.29.

**10Figure V-5. Household Hazardous Waste in Tons by Fiscal Year**



## 11. Facility Inspections

DWM's Solid Waste Section is responsible for conducting inspections/site visits at the following variety of solid waste management facility types:

- C&D Landfills over pre-regulatory MSW Landfills
- Closed Post-Closure Landfills
- Compost Facilities
- Construction & Demolition Landfills (C&DLF)
- Industrial Landfills
- Land Application Sites
- Land Clearing and Inert Debris Landfills (LCID)
- LCID Notification Landfills (open and closed)
- MSW Landfills
- Transfer Stations
- Coal Combustion Product Landfills and Structural Fills
- Household Hazardous Waste Collection Sites
- Material Recovery Facilities
- Medical Waste Treatment Facilities and Incinerators
- Septage Detention and Treatment Facilities
- Septage (hauler) Firms
- Tire Monofills
- Tire Processing / Collection Facilities

- Treatment and Processing Facilities
- White Goods Collection
- Yard Waste Notifications

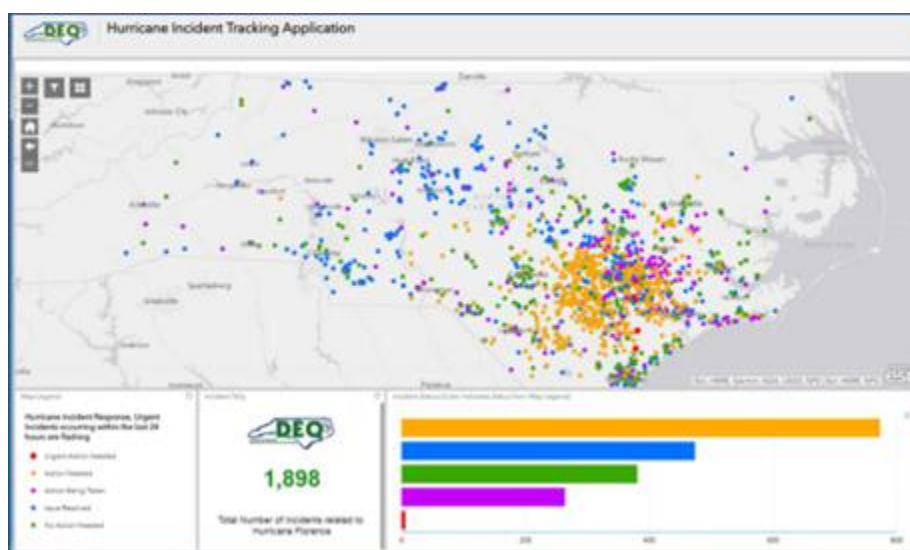
## 12. Non-Facility Inspections and Evaluations

In addition to the facility types listed above, the Solid Waste Section also provides inspections and evaluations for the following:

**Illegal Dumping:** The Solid Waste Section provides technical assistance to residents and businesses on the proper management, recycling, or disposal of solid wastes. It investigates complaints of solid waste illegal dumping, working to have the sites cleaned up and taking enforcement action when necessary for the protection of human health and the environment. The Solid Waste Section also works with local governments to establish and maintain ordinances and programs that address littering and indiscriminate dumping in their communities, and to avoid illegal dumping by communicating disposal procedures and locations to residents, especially following a storm or other disaster.

**Disaster Response and Preparation:** The Solid Waste Section collaborates with federal partners, N.C. Department of Public Safety’s Division of Emergency Management, and local governments to support the Federal Emergency Management Agency’s National Response Framework Emergency Support Functions (ESF) related to solid waste debris removal (ESF-3), oil and hazardous materials response (ESF-10), and agriculture and natural resources (ESF-11). DEQ staff assisted with preparation and response for local disaster events in 2023-24 by continuing to develop and improve GIS (Geographical Information System mapping) tools for reporting, sharing, and summarizing information about the environmental incidents that DEQ handles during an emergency response. DEQ also worked to develop GIS tools for locating waste management facilities to assist with preparation in the storm’s projected path and for disposal.

11Figure V-6 Hurricane Incident GIS Tracking Tool



The Solid Waste Section continues to work with local governments to foster the message that disaster preparedness is essential, given the history of storm destruction in North Carolina, and encourages communities to establish pre-approved temporary debris storage and reduction (TDSR) sites for vegetative and demolition debris prior to an emergency or disaster. DEQ maintains a record of more than 750 of these pre-approved TDSR sites. Pre-approval is critical because it allows for rapid mobilization of cleanup services as well as ensuring that the maximum reimbursement of cleanup costs from FEMA can be obtained. The Solid Waste Section is in the process of developing a new online application tool for the submittal of applications for potential TDSRs. This will allow the Section to efficiently track applications as they are submitted and processed.

In FY 2023-2024 the Solid Waste Section assisted with response and clean-up following several local disaster events; evaluated and coordinated the review of two new TDSR sites with the State Historic Preservation Office and Natural Heritage Program; and coordinated with local governments and FEMA for the activation and subsequent clean-up of two TDSR sites. It also provided technical assistance with the proper disposal of storm debris. Because DEQ already had systems in place to communicate and conduct debris site reviews using virtual means and GIS tools like the one depicted above, it was able to continue activities remotely, with minimal interruption of the normal procedures. Beginning in late September 2024 DEQ dedicated a great deal of staff time and resources for the response and cleanup from Hurricane Helene. Between September 28, 2024 and December 31, 2024 the Solid Waste Section evaluated and coordinated the review of 103 new TDSR sites and the activation of 123 new and previously established TDSR sites. A more detailed summary of the response efforts will be provided in the Annual Report for FY 2024-2025.

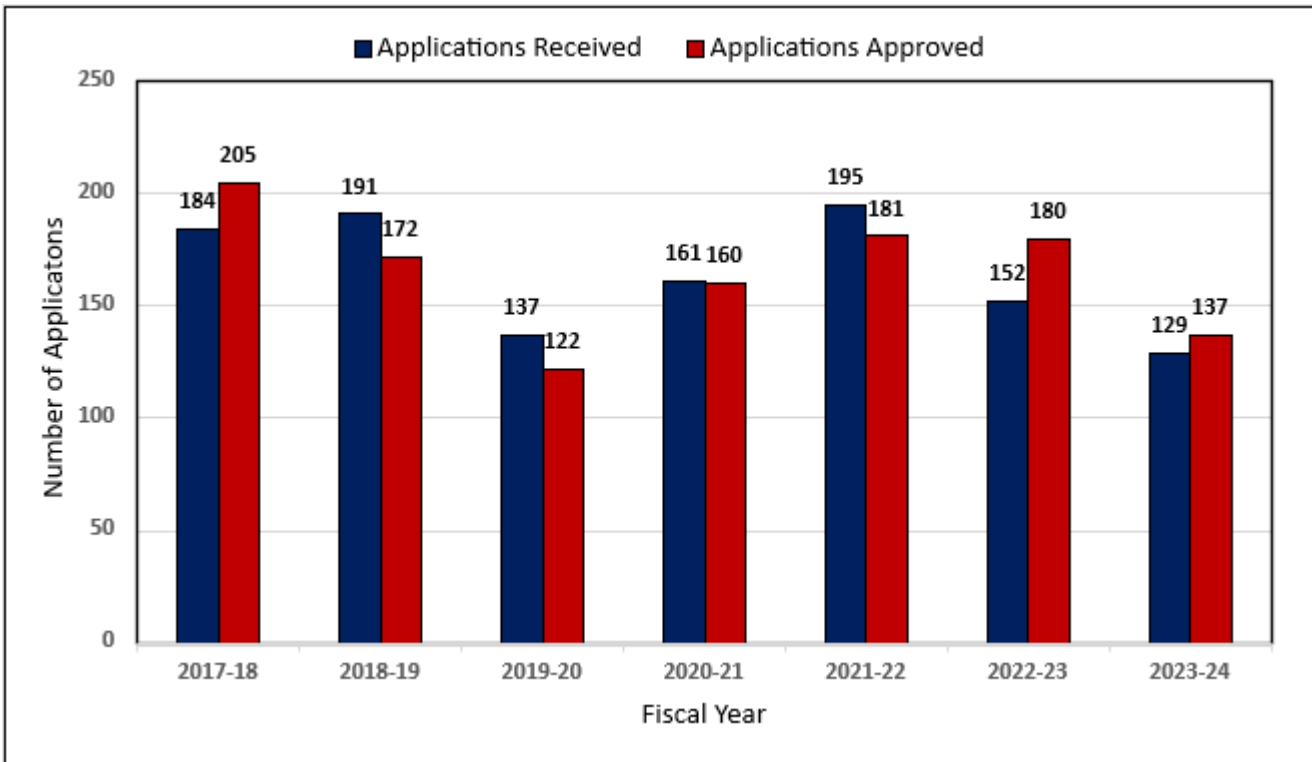
**Tax Certifications:** The Solid Waste Section processes certification applications (see Figure V-7 below) for special tax treatment of facilities and equipment used in recycling of a solid waste or resource recovery from a solid waste. The Solid Waste Section has been processing these applications since the mid-1970s at no cost to the applicant. Recently the Solid Waste Section launched a new online application tool that allows for a more efficient application process and one that helps the Department track applications as they go through the process.

North Carolina's tax certification program is very robust and provides property tax benefits to numerous companies and business types. Tax certification programs in other southeastern states typically place more restrictions on the types of businesses that can apply. Since North Carolina's program is broad and open to any company or business that maintains assets used exclusively for recycling or resource recovery, the program has been an effective tool in new business recruitment for the State.

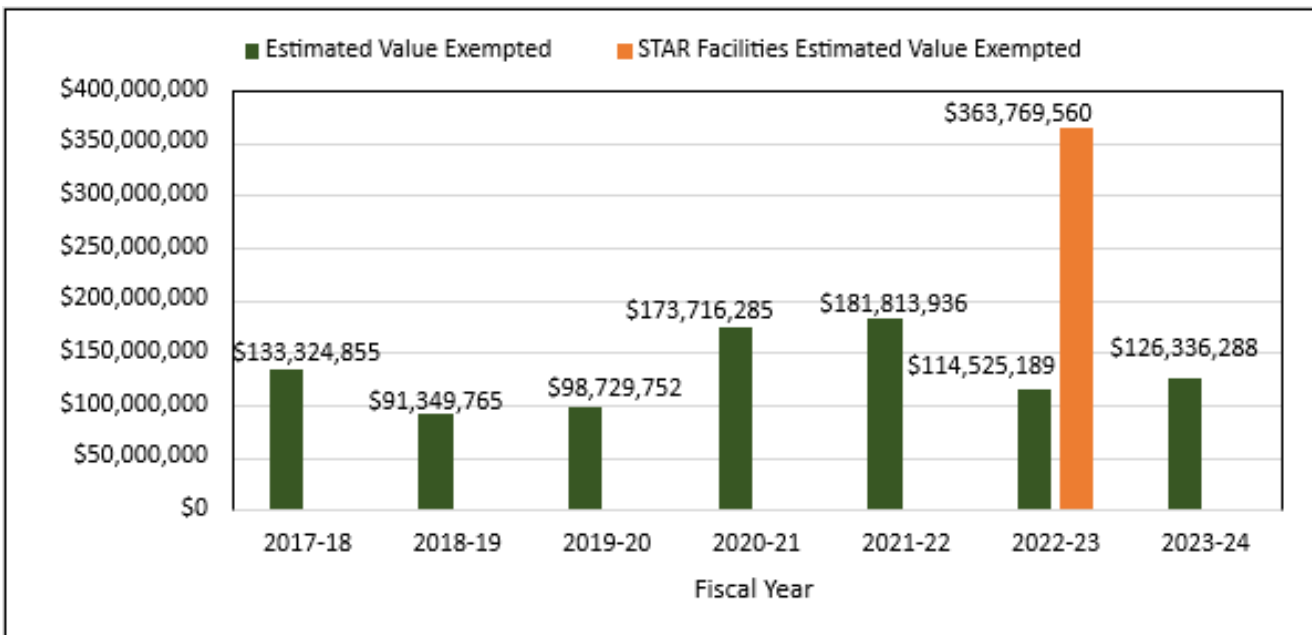
In the past seven years, the Solid Waste Section has processed approximately 1,150 certification applications. Figure V-7 below shows applications received and approved for the past seven years, while Figure V-8 shows that these approximately 1,150 applications resulted in an estimated value (as reported by the applicant) of \$1.3 billion in business equipment being exempted from local government property tax assessment. This amount does not include the value of the land and facility areas also exempted from local government tax assessment in that time frame since this data is not available. DEQ estimates that Solid Waste Section staff collectively spend time equivalent to two staff positions reviewing and processing tax certification applications, providing technical assistance, and conducting site visits for these facilities to determine whether the requested items comply with the General Statutes and NC Administrative Code regarding special tax treatment. The estimated staff time does not include time spent by DEQ's DEACS staff providing additional technical assistance for these applications.

The estimated value of business equipment exempted was much greater in FY 2022-23 than in previous or subsequent years. This was due to an estimated \$363,769,560 of business equipment exempted from the three STAR® Units located at Duke Energy's Buck, Cape Fear, and H.F. Lee facilities, where CCR materials are recycled. More information regarding the STAR® Units is included in Section V-B-2 of this report. Figure V-8 includes a breakdown of the estimated value of business equipment exempted.

**12Figure V-7. Tax Certification Applications Received and Approved**



**13Figure V-8. Estimated Value of Business Equipment Certified as Tax Exempt**



**13. Facility Operator Training and Public Outreach**

The Solid Waste Section is committed to the protection of public health and the environment through education, inspections and compliance, and environmental monitoring. The section has a long-standing history of promoting training for the regulated community and public as required by statute as well as through technical assistance, collaboration, outreach activities, and customer service.

### C. Local Government Waste Reduction Activities and Recycling Markets

Each unit of local government is required to report to DEQ annually about their solid waste management programs and waste reduction activities per G.S. 130A-309.09A. The Solid Waste and Materials Management Reports help produce a picture of waste reduction, recycling, and materials management efforts in North Carolina. This data offers information that helps gauge the breadth and relative effectiveness of local government programs in diverting materials from disposal and delivering them to industry for reprocessing. Data from these annual reports also helps document the trends in recycling and reuse program implementation, and the evolving nature of public materials recovery efforts in North Carolina.

The reporting process was modernized in FY 2021-22 to allow local governments to complete the report online, consistent with annual reports for permitted solid waste facilities. The new reporting process improved the efficiency of local governments to complete reports and for DEQ staff to receive and review reports.

#### 1. Source Reduction and Reuse Programs

Operating a source reduction or local reuse program can be a cost-effective way to help residents reduce the amount of solid waste that is discarded. These programs are typically popular with residents and have the potential to be a low-cost opportunity to engage the community, creating awareness about strategies that can be used to reduce the cost of disposal. Despite these benefits, only 43 of North Carolina’s counties and 43 out of 551 municipalities reported operating these programs. The number of total programs in the State has remained steady over the past five years, ranging from 86 to 92 local governments reporting source reduction and reuse programs each year. In general, waste prevention through source reduction and reuse does not seem to take priority for most communities.

Table V-5 below examines the types of source reduction and reuse programs operated by local governments during FY 2023-24.

**23Table V-5. Local Source Reduction / Reuse Programs in FY 2023-24**

Number of Programs	Program Type
45	Backyard Composting <i>38 Education Programs</i> <i>14 Compost Bins Sales (1,594 total bins sold)</i>
31	Public Reuse <i>16 Swap Shop Programs (70 swap shop locations)</i> <i>9 Paint Exchange Programs (1,367,168 pounds of paint reused)</i> <i>2 Reusable Dish/Utensil Loan Programs</i> <i>12 Others (e.g., book swaps, pallet exchange, moving box exchange, swap events)</i>
59	Source Reduction <i>26 Promoting Food Waste Reduction</i> <i>35 Promoting Single-Use Plastic Reduction</i> <i>35 Promoting Junk Mail Reduction</i> <i>45 Promoting Reuse and Donation</i> <i>5 Promoting Other Source Reduction Activities</i>
<b>86</b>	<b>Total Number of Local Governments with Source Reduction or Reuse Programs</b>

#### 2. Local Government Recovery

Table V-6 below compiles local government materials recovery operations over the past five years. Local government recovery showed an increase in FY 2023-24 when compared to the previous fiscal year. Recovery of metals, plastics, organics and tires increased while recovery of paper and glass decreased. Overall, the amount recovered per capita increased by 11 pounds for the year.

Total recovery results from the past five years reflect a mature public recycling system that has maintained resiliency despite recycling market challenges beginning in 2018 and through the COVID-19 pandemic. Local governments operate a base level of programs and have maintained public participation in terms of material capture, even as the “evolving ton” of traditional recyclables generated in households becomes lighter over time. Highlights from Table V-6 will be examined in greater detail throughout this chapter.

**24Table V-6. Local Government Recovery (Tons) FY 2019-20 through FY 2023-24**

<b>Material</b>	<b>FY 2019-20</b>	<b>FY 2020-21</b>	<b>FY 2021-22</b>	<b>FY 2022-23</b>	<b>FY 2023-24</b>
Total Paper	285,848	311,703	291,418	280,440	266,301
Total Glass	104,659	91,164	85,865	74,866	65,633
Total Plastics	39,444	38,185	36,993	34,148	39,754
Total Metal <sup>1</sup>	87,167	91,515	82,153	80,174	86,269
Total Organics <sup>2</sup>	817,307	828,155	786,205	866,600	934,425
Specialty Wastes	8,720	9,693	8,839	9,990	8,676
Electronics	11,736	10,624	8,908	8,172	8,175
Construction and Demolition Debris	86,973	90,586	98,165	104,330	102,989
Tires <sup>3</sup>	139,104	118,165	97,899	110,475	137,694
Other	2,118	961	1,078	1,073	1,273
<b>Totals</b>	<b>1,583,076</b>	<b>1,590,751</b>	<b>1,497,522</b>	<b>1,570,268</b>	<b>1,651,190</b>
<b>Per Capita Recovery (lbs.)</b>	<b>301.3</b>	<b>300.5</b>	<b>283.72</b>	<b>293.36</b>	<b>304.56</b>
<b>Recovery Ratio (Recycling: Disposal)</b>	<b>0.11</b>	<b>0.11</b>	<b>0.11</b>	<b>0.11</b>	<b>0.12</b>

<sup>1</sup> Includes white goods, aluminum cans, steel cans and other metals.

<sup>2</sup> Includes yard waste, pallets, wood waste and food waste.

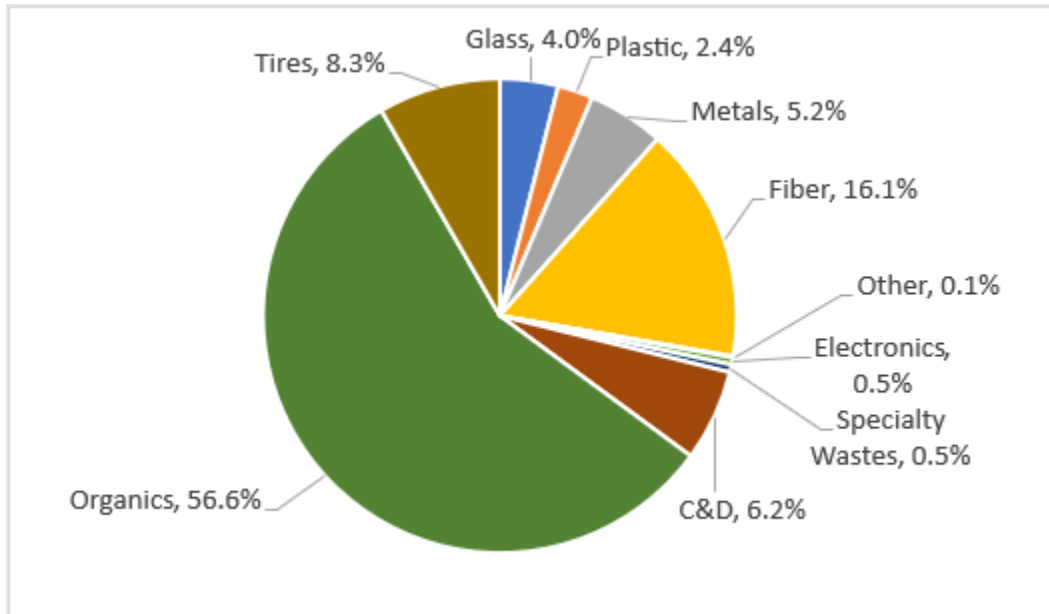
<sup>3</sup> Tons of tires listed as recovered includes only those tires originating from within North Carolina that were processed in North Carolina. Data on the recovery of North Carolina-originated tires that were exported outside of the State is not available.

### 3. Recovery of Particular Materials

Public recycling programs play an important role in providing recovered materials to the supply chain for private manufacturing. Figure V-9 below provides a material-specific look at those materials diverted from disposal to economic use by local government recovery operations in FY 2023-24.



**14Figure V-9 Characterization of Local Government Recovery**



The single largest category of material recovered by local governments continues to be organics. This category includes vegetative debris, clean wood (unpainted and untreated dimensional lumber), pallets, food waste, and oyster shells. The recovery of vegetative debris or yard waste is accomplished through public and private mulching and composting, though boiler fuel and other energy markets are also an important destination for yard waste collected by local governments. For a detailed look at the management of yard waste in FY 2023-24, please see the section titled Yard Waste Management.

The annual recovery of organic materials can be erratic because yard waste recovery can vary widely from one year to the next due to weather conditions and storm events. During FY 2023-24, organics constituted more than 56 percent of the total local government recovery. As in past years, fiber, or paper products, constituted the next largest category of recovered materials at 16 percent. Tires and construction and demolition debris make up the next largest categories of recovered materials at 8 percent and 6 percent, respectively.

#### **4. Recovery of Traditional Materials**

Traditional recyclable materials are the items or materials that most residents think of when reflecting on recycling. These materials include fiber or paper (corrugated cardboard, magazines, newspapers, office paper, and residential mixed paper) and containers (aluminum beverage cans, glass bottles, and jars, plastic bottles and containers, and steel food containers). These materials are common in households, though they are also found in the workplace, bars, restaurants, and away-from-home settings such as parks and other public venues.

In FY 2023-24, North Carolina's local government recycling programs reported recycling 385,545 tons of traditional materials (glass bottles and jars, plastic containers, metal cans, paper, cartons, and cardboard). The EPA has provided the Waste Reduction Model to help estimate the carbon dioxide equivalent emissions avoided from recycling instead of landfilling discarded materials. In most cases, manufacturing products from recycled material use less energy than manufacturing products from raw materials, which translates to fewer fossil fuels burned and reduced emissions of greenhouse gases that contribute to climate change. Recycling instead of landfilling these traditional materials resulted in greenhouse gas emissions savings of 1,045,819 metric tons of carbon dioxide equivalent, which is equivalent to removing the annual emissions of 222,042 passenger vehicles.

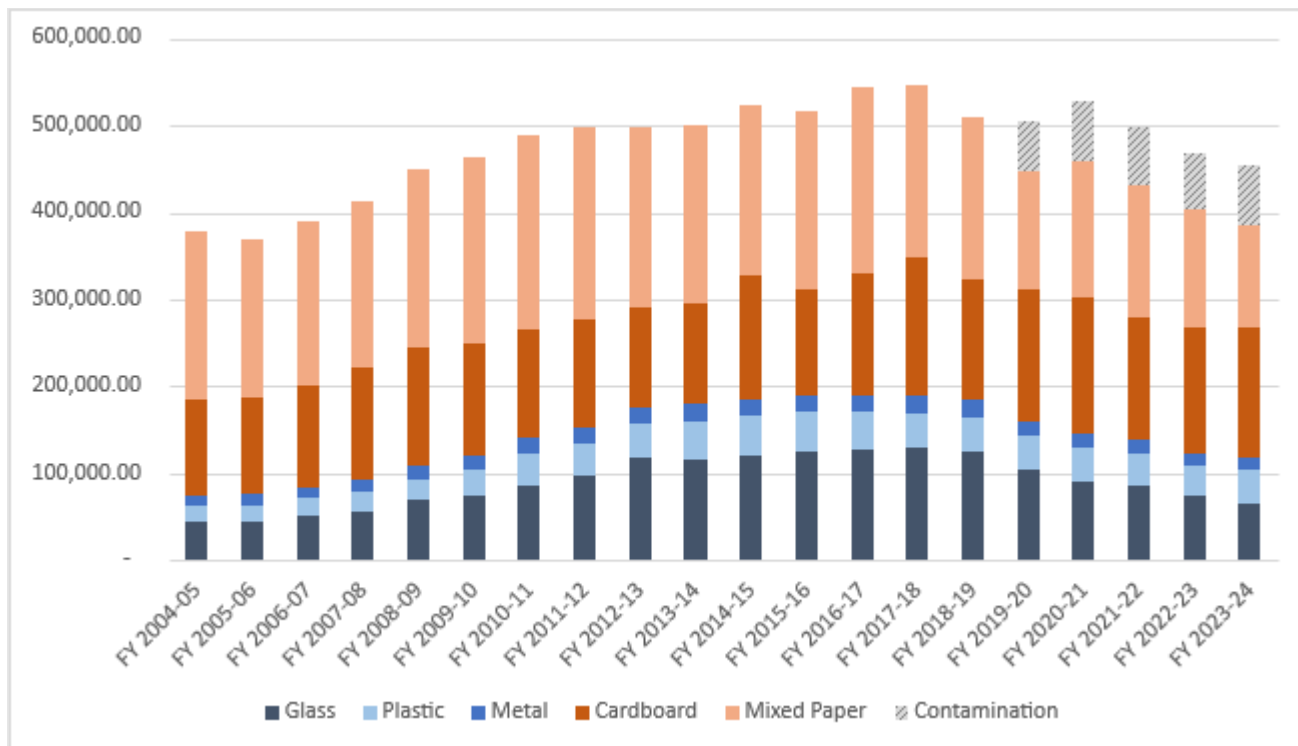
The total amount of traditional materials recovered by weight by public recycling programs in FY 2023-24 decreased 4.6 percent compared to the previous fiscal year. While this represents a small decline, the recovery of fiber and containers for the past five years is lower than in previous years due to a change in methodology beginning in FY 2019-20. In previous years, all materials collected through commingled recycling programs were allocated as recycled fiber or container

materials. However, a portion of the collected commingled mix is known to be contamination, or non-recyclable material, that gets removed for landfill disposal. Beginning in FY 2019-20, a percentage of the commingled mix is subtracted as contamination to provide a more accurate estimate of the true recycling resulting from commingled programs. In FY 2023-24, 21 percent of commingled tons were removed as contamination, as discussed in Collection of Commingled Recyclables below.

Fiber recovery during FY 2023-24 decreased by 5 percent and container recovery decreased by 4 percent compared to FY 2022-23. These declines may be partially due to the expanded practice of “lightweighting,” in which product manufacturers and distributors reduce packaging and use lighter materials to increase energy efficiency in shipping and processing. The decreased weight of materials entering the recycling stream can lead to a decrease in overall tonnage despite similar levels of participation and collection. Furthermore, the collection of glass for recycling has declined in recent years as some communities have removed glass from the mix of commingled materials accepted in curbside recycling. Another contributing factor is the net loss of six curbside recycling programs, as discussed in Public Curbside Recycling Programs in North Carolina below. Although affected residents may still have access to drop-off recycling, participation and tonnage is significantly lower without the convenient access to curbside collection. This is especially true when garbage is still collected curbside, requiring residents to make an extra effort to bring recyclables to a drop-off point.

The overall changing make-up of traditional materials recovery is known in the recycling industry as the “evolving ton,” and this phenomenon is not unique to North Carolina. Figure V-10 below documents the trend in the recovery of traditional materials over the past 20 years. As discussed previously, FY 2019-20 was the first year calculating and removing a portion of the commingled recycling tons as contamination.

**15Figure V-10. 20-Year Local Government Traditional Recyclable Material Recovery (Tons)**



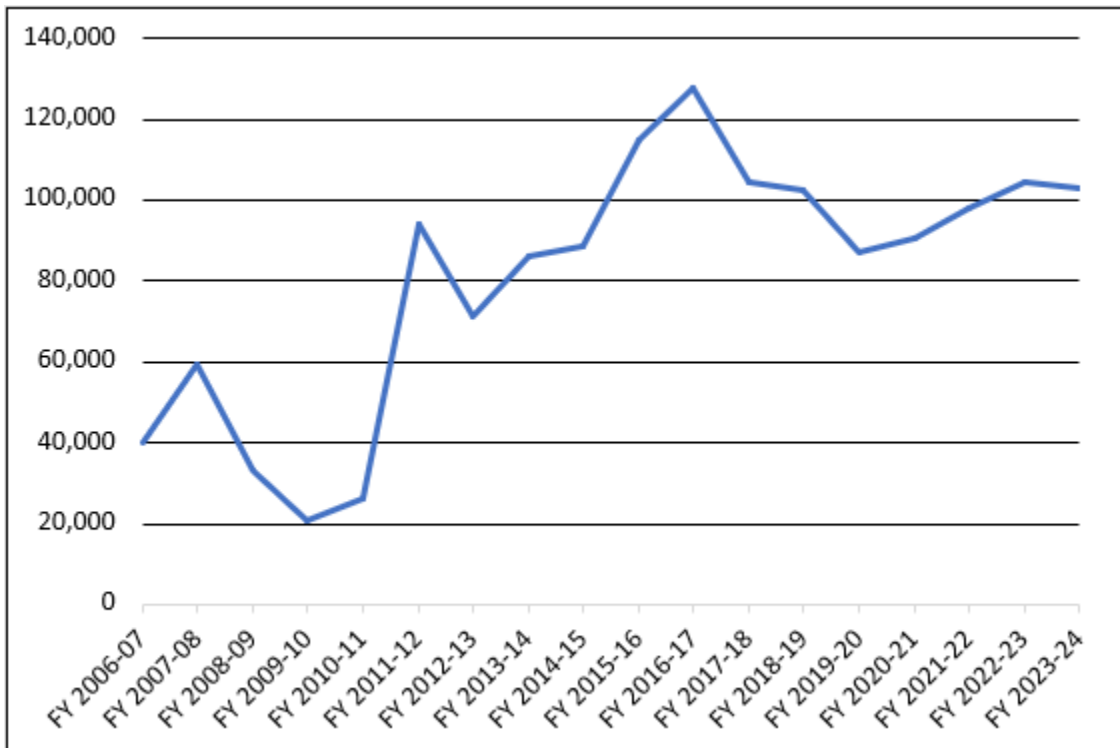
### 5. Recovery of Construction and Demolition Materials

Local government recovery of C&D debris includes the capture of materials generated by construction and/or demolition activities. Materials in this waste stream include shingles, vinyl siding, sheetrock, carpet, and aggregate (brick, block, concrete, asphalt, and other rubble).

Clean lumber and wooden pallets, corrugated cardboard, and scrap metal may also be generated because of construction and demolition activities, though for the sake of this report when these materials are recycled by local governments they are included in categories for organics, metal, and paper.

Local government recycling efforts focused on the C&D waste stream can yield impressive tonnage results. A large makeup of C&D recycling tonnage can be attributed to the recovery of aggregate such as concrete and brick. This material is relatively easy to recover at disposal facilities such as C&D landfills, and it can be processed into a gravel substitute that can provide substantial cost avoidance through a decreased need to purchase new gravel. Construction and demolition recycling in FY 2023-24 decreased 1.2 percent from the previous year, with 102,989 tons reported. Figure V-11 below illustrates the change in the amount of C&D materials captured by public programs since FY 2006-07.

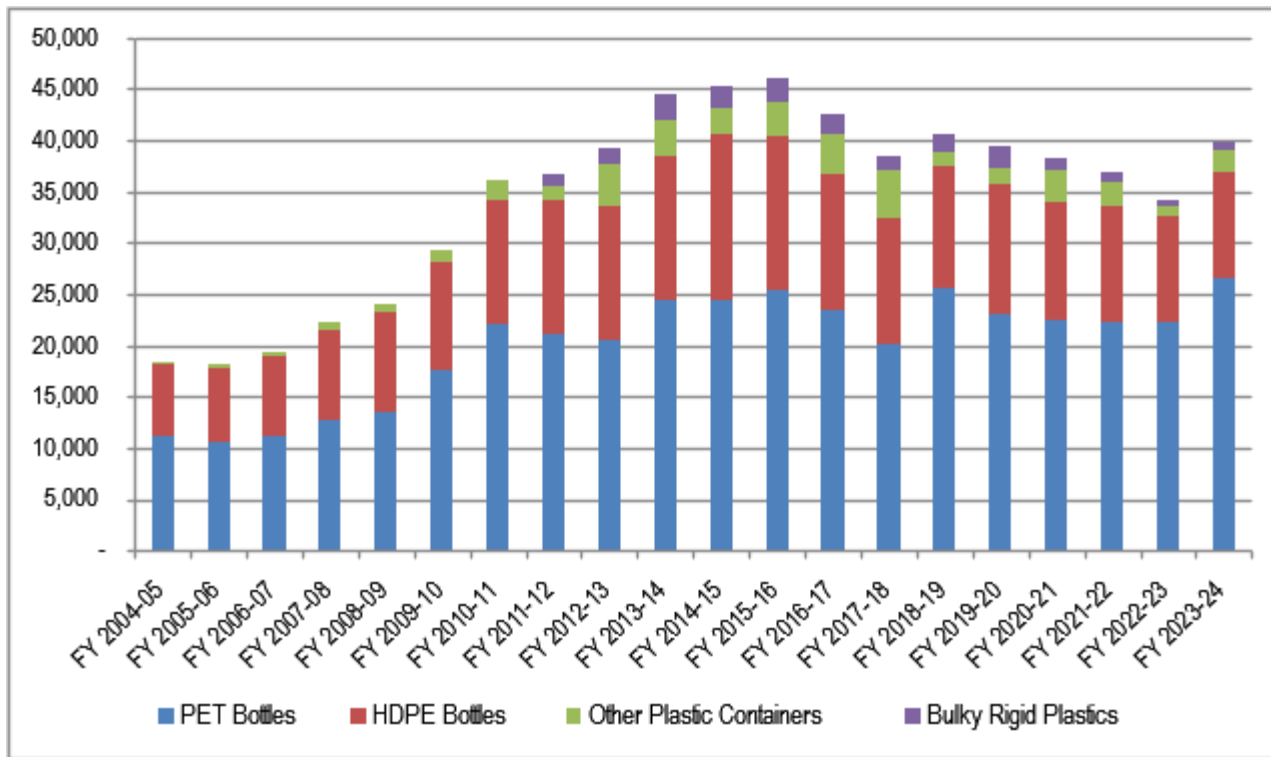
**16Figure V-11. Public C&D Recycling (Tons) FY 2006-07 to FY 2023-24**



**6. Plastic Recycling in North Carolina**

Total plastic recycling by local governments in North Carolina increased 16 percent from 34,148 tons in FY 2022-23 to 39,754 tons during FY 2023-24. Most notably, the amount of PET bottles increased 19 percent compared to last year. This contrasts the general trend of declining plastic recovery since FY 2015-16 which is partly due to the continued light-weighting of consumer bottles, occurring because plastics manufacturers are advancing packaging designs to use less plastic to create containers that are the same size. This means that more plastic bottles need to be collected to achieve consistent recycling tonnage. A national 2022 Post-Consumer Plastic Recycling Data Report also shows a general declining plastic bottle recovery trend following a peak in 2014. The report estimates a 27.8% recycling rate for plastic bottles nationally in 2022. Figure V-12 below illustrates the public recovery of plastic over the past 20 fiscal years.

**17Figure V-12. 20-Year Plastics Recovery (Tons)**



Plastic bottles made of PET and HDPE combine to represent 93 percent of all plastic materials recovered by local governments in FY 2023-24. They have strong markets in North Carolina and the southeastern U.S. and demand for these plastic bottles is increasing as more brands are making commitments to increase recycled content in new products and consumer packaging. The increasing demand for recycled plastics, particularly PET, may have contributed to the increase of PET recovery during FY 2023-24. Additionally, more recycling processors are putting emphasis and making investments to capture polypropylene tubs and containers (represented in the other plastic containers category) so recovery may grow in the coming years.

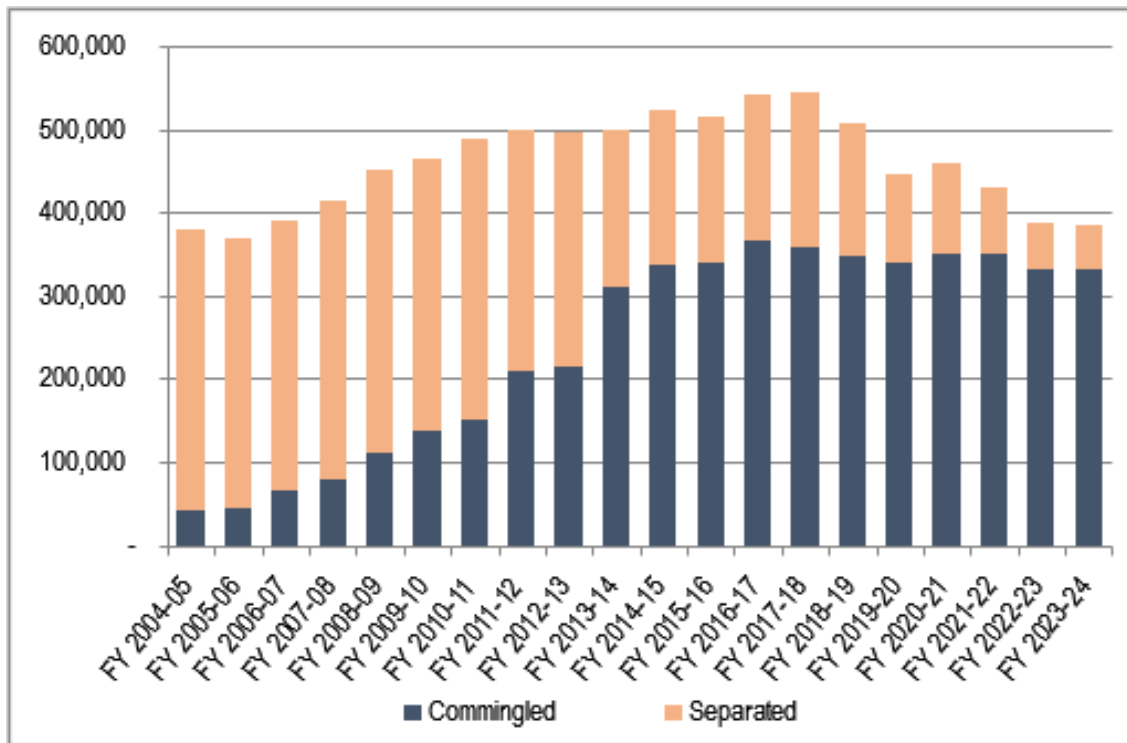
**7. Collection of Commingled Recyclables**

The nature of public recycling collection has changed substantially during the past two decades, with the public recycling system moving from the collection of source-separated (sorted) materials to the collection of commingled or mixed recyclables. The recycling industry uses the term commingled to describe when commodities of different types are mixed for collection and processing. The collection of mixed recyclables is commonly known as single-stream recycling and includes the traditional recyclable materials, or cans, bottles, and paper that are discussed in the earlier section, titled Recovery of Traditional Materials.

The benefits of single-stream recycling include increased collection efficiency and public participation due to the ease of use. The transition to a single-stream collection system has been enabled by the establishment of mechanized Materials Recovery Facilities (MRFs) where mixed recyclables are processed, sorted, and prepared for sale in the recovered materials marketplace. North Carolina is home to 16 MRFs that process the recyclables collected by public recycling programs.

When local governments submit their Local Government Solid Waste and Materials Management Reports to the State, they are asked to provide data on the amounts and types of recyclable materials that they have collected. As more communities have moved to the commingled collection of recyclables, an increasing amount of traditional recycling tonnage is reported as commingled versus source separated. Figure V-13 below examines the reporting of commingled versus source-separated tonnage by communities over the last 20 years.

**18Figure V-13. 20-Year Reporting of Commingled vs. Separated Recycling Tonnage**

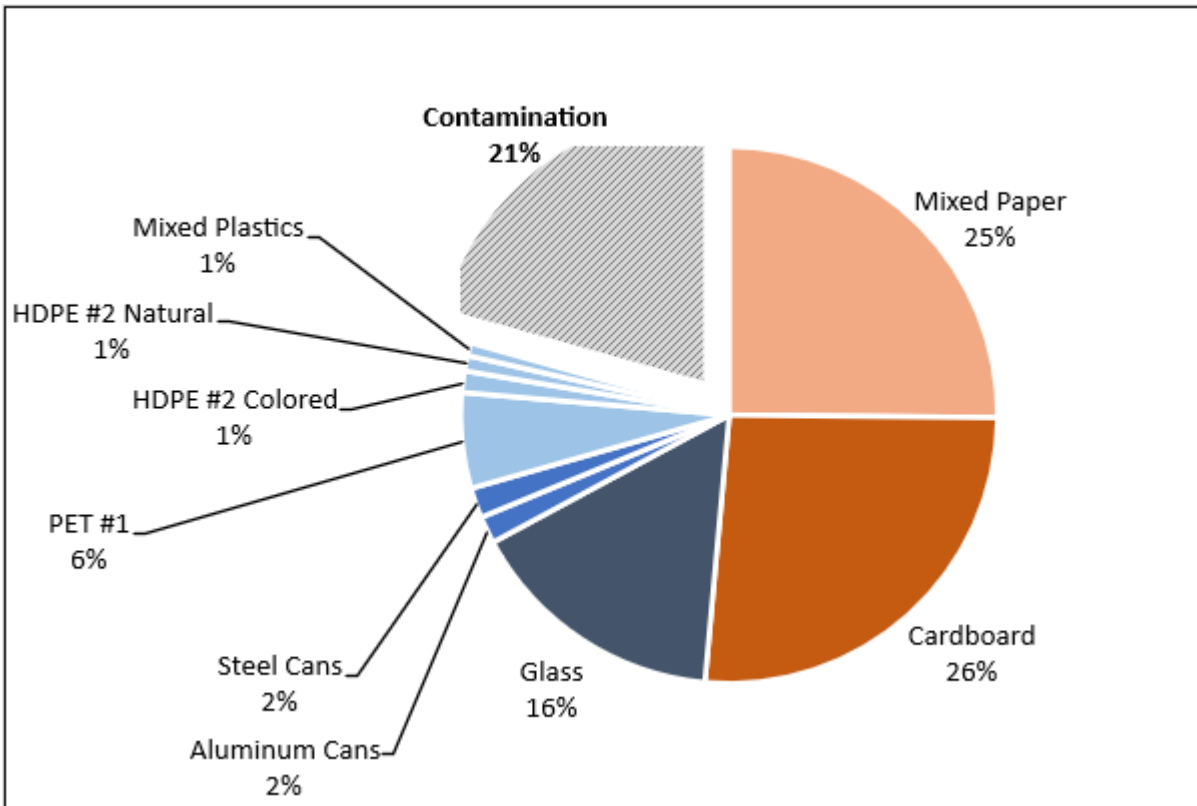


When communities report commingled recycling tonnage, it becomes necessary to make assumptions about the constituents of those commingled materials to project recycling by individual commodities. As explored earlier in the Recovery of Traditional Materials section, the changing makeup of the traditional material stream is known as the evolving ton. There are a variety of forces acting on the mix of materials in the commingled ton from the impacts of e-commerce to changes in the types of packaging used in consumer goods.

Each year, the MRFs processing the commingled materials in North Carolina are asked to voluntarily provide data on the composition of the commingled materials they process. This information is used to produce an average materials composition that is then used to project the recycling of individual materials – from paper and plastic to aluminum and steel cans to glass bottles and jars.

Fiscal year 2019-20 marked an important change in the calculation of commingled tons to project the recovery of individual materials. Beginning in FY 2019-20, contamination is factored in as a percentage of the commingled mix. Contamination is defined as non-recyclable items that are incorrectly placed in the recycling bin and cannot be recovered for recycling. Common examples include plastic bags, takeout containers, food waste, rubber hoses, wires, and textiles. While contamination has always been a part of the commingled mix of recyclables, more attention and focus have been placed on efforts to reduce levels of contamination in the past few years and better information is being collected to measure the amount of contamination. In FY 2023-24, MRFs reported an average contamination level of 20.7 percent. This proportion (67,774 tons of contamination) of the total commingled recycling tonnage (330,930 tons) is assumed to be removed by the MRFs and sent for landfill disposal, decreasing the actual recycling tons to 263,156. Figure V-14 below shows the constituents of the average ton of commingled recyclables collected in North Carolina in FY 2023-24.

**19Figure V-14. Constituents per Average Ton of Commingled Recyclables in NC FY 2023-24**



**8. Public Electronics Recycling**

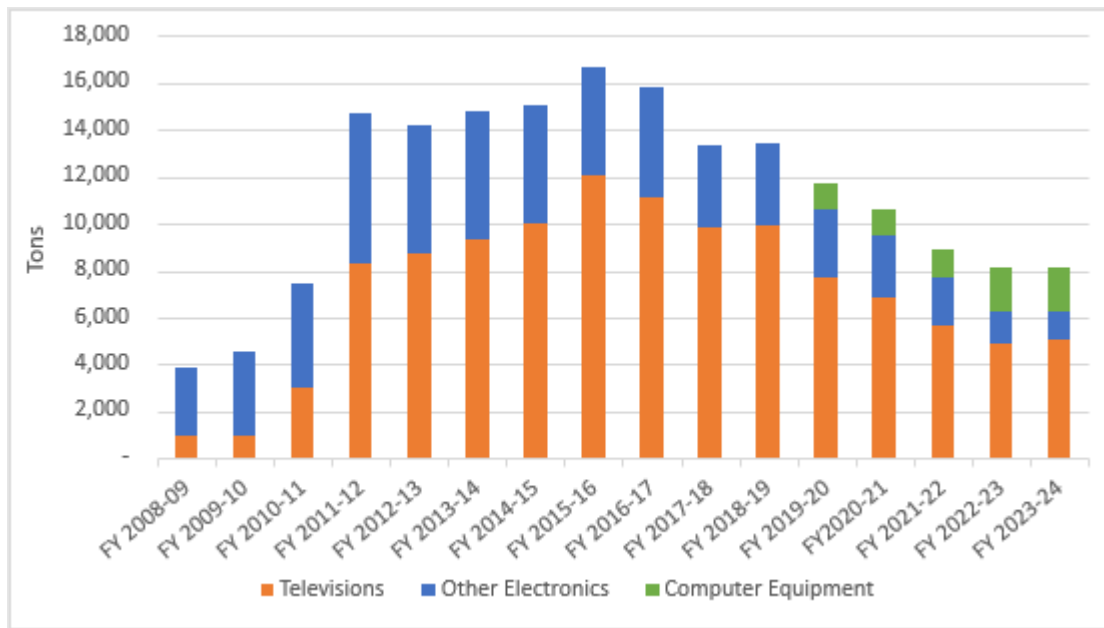
North Carolina residents continue to have wide access to recycling programs collecting electronics and televisions. Local governments operate electronics recycling programs in response to public demand for responsible e-waste management options as well as to help consumers comply with the State disposal ban on computer equipment and televisions that went into effect July 1, 2011. During FY 2023-24, 161 local governments indicated that they operated an electronics recycling program – many in partnership with another community. For example, in FY 2023-24, 25 municipalities indicated cooperating with their respective county to provide electronics recycling services, with the municipality collecting electronics from residents within their jurisdiction and then delivering the material to the county for further management. Table V-7 below describes the different types of electronics recycling services that communities offered in FY 2023-24.

**25Table V-7. Types of Local Government Electronics Recycling Programs in FY 2023-24**

Number of Programs	Electronics Recycling Collection Method
106	Drop-off Program <i>353 Total Drop-off Sites Operated</i>
36	Curbside Pickup
29	One-Day Event(s)
10	HHW Program
<b>161</b>	<b>Total Local Governments Operating a Public Electronics Recycling Program</b>

As indicated above, the most common strategy used to collect electronics is to accept them at staffed recycling sites or convenience centers. During FY 2023-24, 106 communities operated a combined 353 individual recycling sites statewide for electronics collection. Data on the amount of material collected by public electronics recycling efforts measures the collection of televisions, computer equipment, and other electronics, including printers, scanners, cell phones, tablets, video players, and other low-grade electronic devices. Figure V-15 below examines public electronics recycling efforts since FY 2008-09 and shows the relative amounts of televisions and other electronics recovered each year, with computer equipment broken out separately from other electronics beginning in FY 2019-20.

**20Figure V-15. Public Electronics Recovery FY 2008-09 to FY 2023-24**



Local governments recovered a combined total 8,173 tons of electronic equipment during FY 2023-24 which is consistent with the previous year. Compared to FY 2022-23, the collection of televisions increased by 4% while the collection of computer equipment and other electronics decreased by 12% and 1%, respectively. Overall combined electronics collected for recycling increased by 0.02% compared to FY 2022-23.

This leveling of electronics collected by local government programs follows seven years of decreasing tonnage. North Carolina’s electronics recovery peaked in FY 2015-16 which corresponded with the largest amount of televisions collected for recycling. This general trend is consistent with national data and reflects the changing material stream of smaller and more lightweight electronic devices, which is particularly true with televisions. It is likely that FY 2015-16 marked the peak in the recycling of Cathode Ray Tube (CRT) televisions in North Carolina. Compared to more modern flat panel display televisions, CRT televisions are substantially heavier and more difficult to handle for public recycling programs.

**9. Types of Public Recycling Efforts**

Public recycling programs employ different strategies to recover a range of materials, including the operation of curbside recycling programs, drop-off recycling programs, and other recycling programs that collect traditional recyclable materials from parks, schools, businesses, and multi-family properties. Public recycling programs also manage specialty wastes to divert potentially toxic materials from disposal. In addition, public recycling programs offer services that target specific waste streams such as construction and demolition debris, scrap metal, yard waste, and other organic materials such as food waste, textiles, and oyster shells. Finally, North Carolina counties are statutorily responsible for providing services to collect and manage white goods and scrap tires, though in some cases these services may also be operated by municipalities on behalf of a county.

In addition to providing the types of services listed above, local governments can also implement policies and employ strategies that encourage or facilitate private-sector recycling activities without necessitating that public recycling

programs directly or contractually provide a recycling service. Examples of these strategies include local disposal bans on materials, such as corrugated cardboard, mandatory recycling ordinances, and licensed hauler systems where service providers are required to offer recycling collection as a condition of doing business in a jurisdiction. These types of strategies encourage the growth of private sector recovery activities and infrastructure.

## **10. Public Curbside Recycling Programs in North Carolina**

Public curbside recycling programs provide an easy path for residents to recycle and typically collect the traditional recycling materials (i.e., paper, glass, metal, plastic) from households. However, curbside recycling programs continue to face challenges from increased collection and contamination charges from recycling haulers and processors following the transition to domestic recycling markets and cost models.

North Carolina local governments reported 297 publicly operated curbside recycling programs during FY 2023-24, as shown in Figure V-16 below. This represents a net decrease of six curbside programs compared to the 303 reported in FY 2022-23. A summary of changes is provided below.

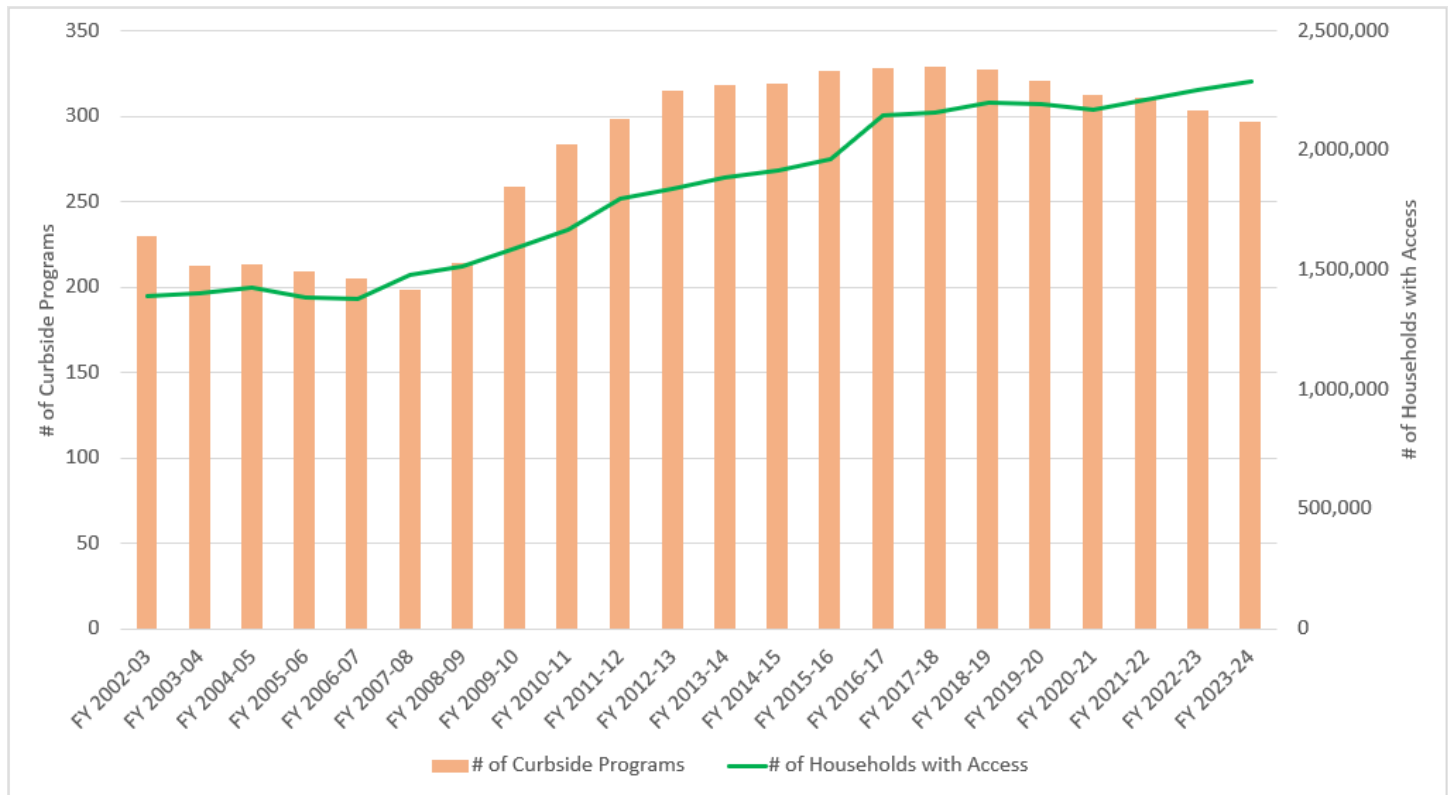
- Edenton reinstated curbside recycling in December 2023 after suspending the program for the past 3 years bringing service back to 2,115 households.
- Sandy Creek contracted with a private hauler for its recycling program with 64 participating households. In previous years, the Town partnered with Brunswick County for recycling collection.
- Seven municipalities ended curbside recycling programs:
  - Faison ended its program in 2023 for its 328 households, citing contamination issues and carts being used as trash cans.
  - Kenansville discontinued its curbside recycling program due to price increases at the time of contract renewal, affecting 415 households.
  - Lucama ended its curbside recycling program due to issue with the contracted hauler, affecting 428 households.
  - Raeford discontinued its program for its 2,500 households. However, the Town continues to provide cardboard collection points for residents.
  - Salemburg discontinued its program in 2024 for its 305 households. The Town still has two drop-off recycling locations for residents.
  - Waco discontinued its curbside recycling program effective July 1, 2023, for its 135 households due to the rising cost of the service.
  - Wagram ended its program for its 341 households and now refers residents to Scotland County's recycling program.
- One local government (Atkinson) was mistakenly reported to have a curbside recycling program last year. However, the Town has not provided this service for several years.

With seven local governments ending curbside recycling programs, residents must use alternative avenues to recycle, if available in their areas. The Recycling and Materials Management Section within DEACS continues to work with municipalities to build sustainable recycling programs and identify solutions.

Despite the ending of some programs, curbside recycling services continue to be the most popular method of recycling collection for North Carolina residents. Through the 297 active curbside recycling programs, nearly 2.3 million households were served with an estimated 317,322 tons of material recycled in FY 2023-24. This accounts for almost 70% of the total traditional materials (i.e., paper, glass, metal, plastic) recycled through all public recycling programs, including curbside, drop-offs, and other programs).



**21Figure V-16. Local Government Curbside Recycling Programs and Households Served FY 2003-04 – FY 2022-23**



**11. Specialty Waste Management**

Many counties and municipalities in North Carolina offer their residents the opportunity to recycle a wide range of additional materials beyond the traditional paper, bottles, and cans commonly collected in curbside and drop-off programs. These ‘specialty wastes’ include automotive-related materials such as oil, oil filters, and antifreeze as well as other ubiquitous household items such as cooking oil, batteries, and fluorescent lamps as shown in Table V-8 below. Recycling services for specialty wastes are typically provided at staffed collection locations such as county solid waste convenience centers or municipal public works departments. Some communities only collect specialty wastes at temporary HHW collection events or programs, while others collect specialty wastes year-round at permanent locations.

Specialty waste tonnages can be affected by a range of factors, including a program’s implementation or discontinuance, scheduling of specialty waste removal in relation to market price, and changes in local record-keeping and reporting. The scrap or reclamation value of a particular specialty waste can also impact its collection rate. For example, when the scrap value of lead is down, communities generally collect more lead acid batteries; whereas, when the scrap value of lead is high, residents are more likely to bring used lead acid batteries to private scrap yards where the batteries can be sold.

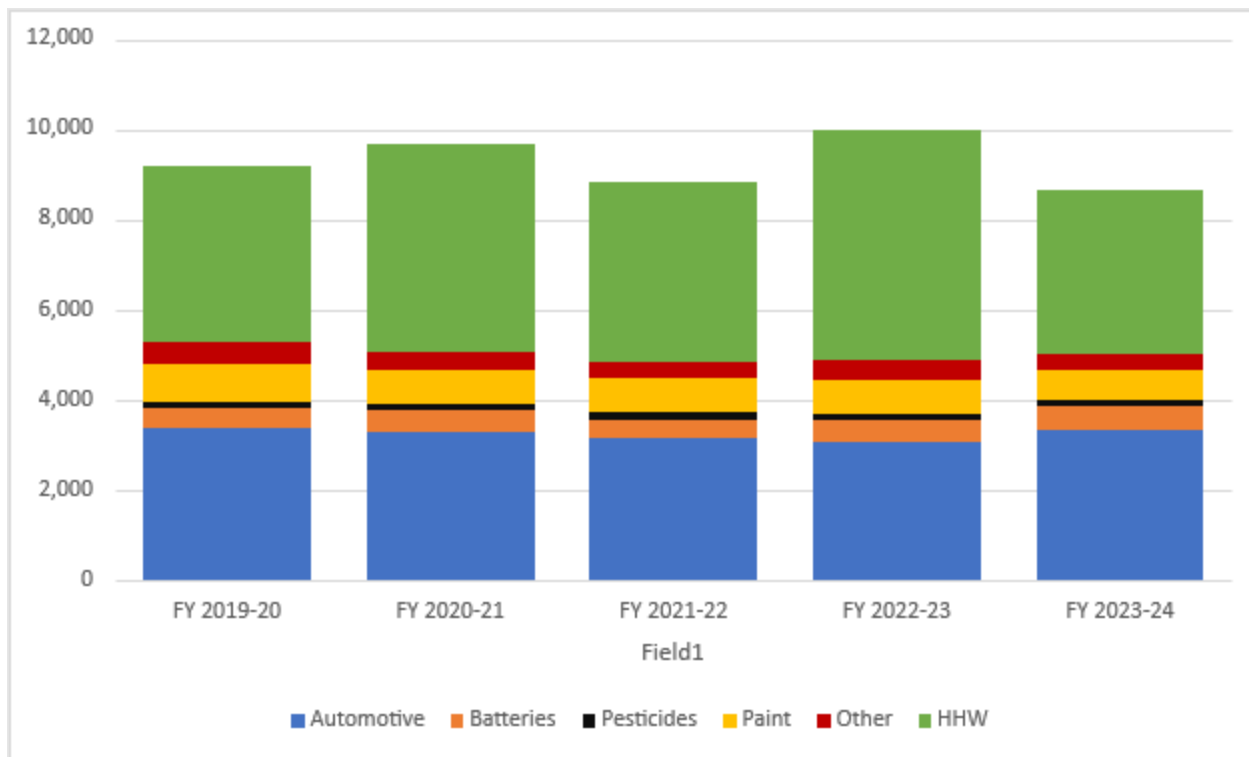
Two types of HHW programs are operated by local governments: temporary and permanent. Temporary HHW programs, also known as one-day events, are designed to collect HHW at a temporary location approved to be used for a single specific date or specified date range if concerning disaster debris cleanup. Permanent HHW programs are for the collection of materials year-round at a facility permitted by DWM. Some local governments accept materials from Very Small Quantity Generators (VSQGs), or businesses that generate small amounts of HHW and are not required to report to the Solid Waste Section. Four local governments reported HHW collected from VSQGs in FY 2023-24, totaling 4,151 pounds of material. Information about HHW collection programs is available in the Household Hazardous Waste section above.

Table V-8 below shows the recovery of specialty wastes by local governments during FY 2023-24 and Figure V-17 shows a trend over the past five years. The most notable change in FY 2023-24 from the previous year is a decrease in the amount of HHW collected. The overall amount of specialty wastes diverted through local government programs, including HHW programs, decreased by 13 percent from FY 2022-23.

**26Table V-8. Local Government Specialty Waste Management FY 2023-24**

<b>Specialty Waste Type</b>	<b>Number of Programs</b>	<b>Tons Collected</b>
<b>Automotive</b>		
Used Motor Oil	108	3,026
Oil Filters	76	94
Antifreeze	65	200
<b>Batteries</b>		
Lead Acid Batteries	62	517
Dry Cell Batteries	23	47
<b>Paint</b>		
Paint Recycling	12	613
Paint Reuse (Exchange Program)	9	68
<b>Pesticides</b>		
Pesticides	10	32
Pesticide Containers	30	87
<b>HHW</b>		
Permanent HHW Programs	34	3,359
Temporary HHW Events	62	284
<b>Other</b>		
Lights Containing Mercury	39	58
Propane Tanks	24	69
Used Cooking Oil	58	220
Other	9	2
<b>Total</b>		
<b>Total Specialty Waste Recovery</b>	<b>121</b>	<b>8,676</b>

22Figure V-17. Local Government Specialty Waste Tons Collected FY 2019-20 through FY 2023-24



## 12. Yard Waste Management

The overall amount of yard waste managed by local programs in FY 2023-24 increased by about 8 percent from FY 2022-23. Of the 1,054,146 tons managed by municipalities and counties during FY 2023-24, 917,972 tons of yard waste were diverted from disposal in four main ways: delivery of materials like leaves to gardeners and farmers (end-users); processing by local government mulching and composting operations; mulching and composting of locally collected materials at private facilities; and sale of yard waste materials to boiler fuel and other energy markets. Table V-9 below examines the use of these strategies in FY 2023-24 and compares that to FY 2022-23.

A portion of locally managed yard waste is disposed of in LCID landfills, which is allowed under the disposal ban. However, as in past years, not all the material delivered to LCID facilities may be disposed of. Some of it may be converted by LCID operators to mulch, compost, or biomass fuels, undercounting actual total diversion.

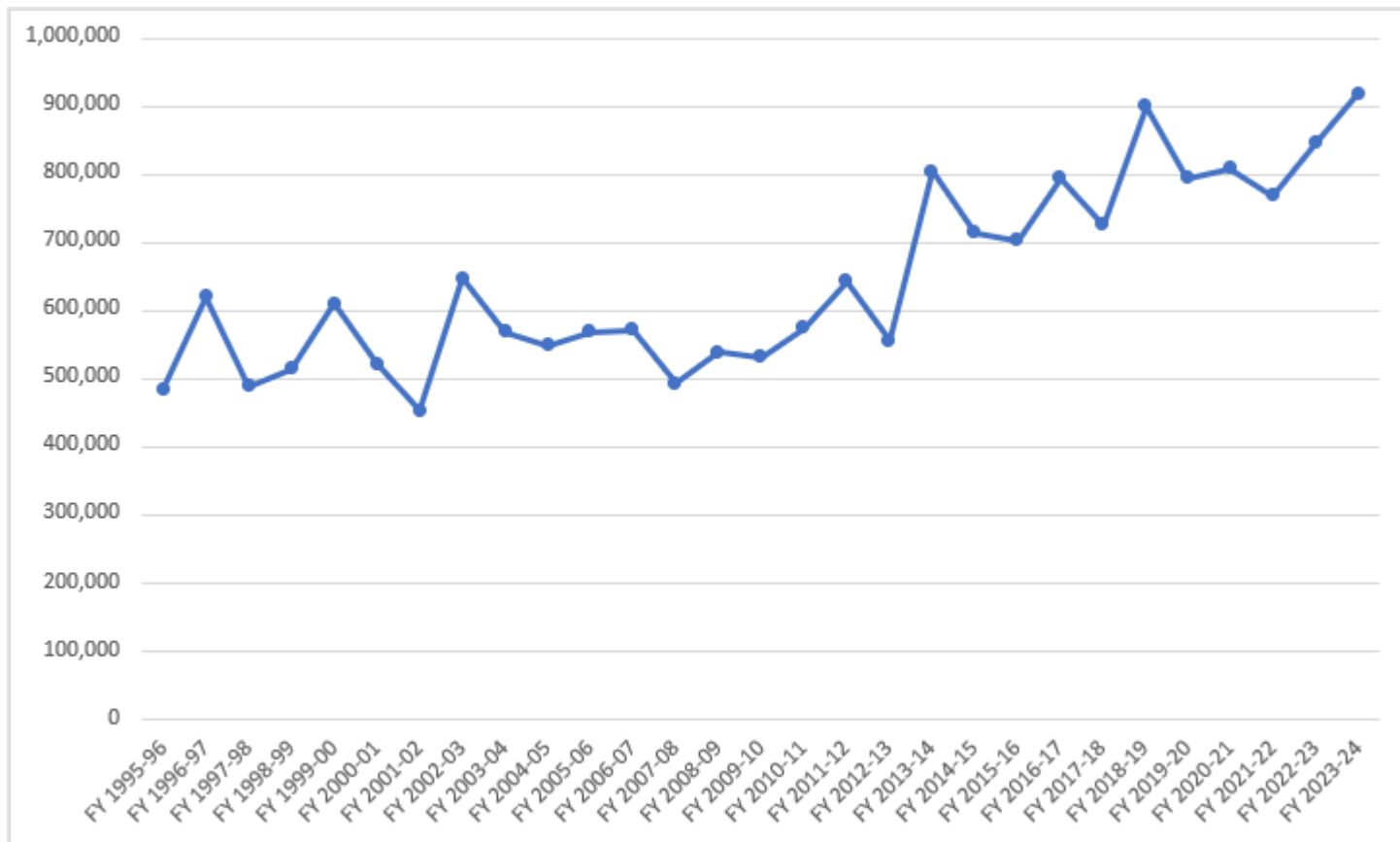
27Table V-9. Local Government Yard Waste Management FY 2022-23 and FY 2023-24

Destination of Materials	FY 2022-23 Tons Managed	FY 2023-24 Tons Managed
End Users (direct delivery)	54,259	70,201
Local Mulch/Compost Facility	608,686	657,719
Local Government Yard Waste Diverted to Private Mulch and Compost Facilities	148,556	119,385
Wood/Yard Waste Fuel Markets	34,003	70,666
<b>TOTAL DISPOSAL DIVERSION*</b>	<b>845,504</b>	<b>917,972</b>
LCID Landfill*	129,942	136,174
<b>YARD WASTE TOTALS</b>	<b>975,446</b>	<b>1,054,146</b>

Note: \* Yard waste tons delivered to LCID landfills are not included in diversion calculations.

The total amount of yard waste diverted from disposal since the implementation of the State’s yard waste disposal ban in January 1993 is now at 18.7 million tons of material, which is equivalent to 30.2 million cubic yards of landfill space. This is shown in Figure V-18 below.

**23Figure V-18. Local Government Diversion of Yard Waste from Disposal FY 1995-96 to FY 2023-24**

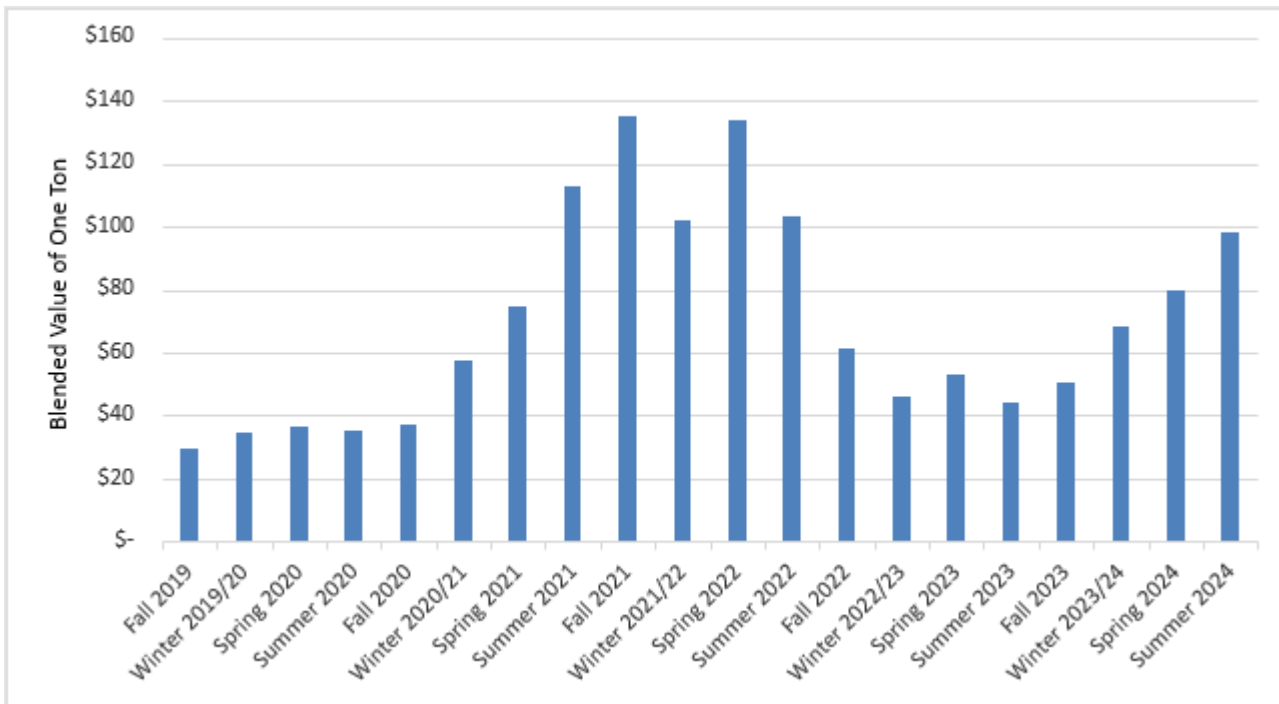


### 13. Recycling Markets and Prices

Recycling commodity prices increased each quarter over the course of FY 2023-24 due to higher values for paper, metal, and plastics.

Figure V-19 shows a five-year history of the quarterly blended value, or weighted average price, of a ton of commingled recycling material at MRFs and Table V-10 below shows the calculation of the MRF blended value.

**24Figure V-19. Quarterly MRF Blended Material Values, FY 2018-19 to FY 2022-24**



When considering the blended material value of a ton of commingled recycling, it is important to consider the makeup of the traditional recycling mix, as provided in Table V-10 below. Glass and contamination make up 36.4 percent of the weight of the commingled mix, both of which have a cost to manage. Whereas the most valuable commodities by weight (aluminum and HDPE natural in Summer 2024) make up only 2.9 percent of the weight of the commingled mix. With the blended value averaging \$74 during FY 2023-24, that revenue does not cover the cost for MRFs to process the materials, meaning that most haulers or local governments are charged a tipping fee to drop off recyclables.

In addition, contamination continues to be an operational challenge for MRFs. To meet the expectations of domestic markets and the stricter standards of international markets, these facilities have added labor, slowed production lines, and invested in equipment to remove contaminants and produce higher-quality outgoing commodity bales. While the improved quality of recycling is favorable, these adjustments require increased per-ton processing costs which are directly passed on to customers, including local governments.

**28Table V-10. Calculation of MRF Blended Material Value, Summer 2024**

Material	Percent of a MRF Ton	Market Price Per Ton	Proportional Value in a MRF Ton
Aluminum Cans	1.6%	\$1,580.00	\$25.94
Steel Cans	1.8%	\$167.50	\$3.06
PET	5.8%	\$400.00	\$23.00
HDPE Natural	0.9%	\$760.00	\$6.99
HDPE Colored	1.3%	\$340.00	\$4.40
Mixed Plastics	0.8%	\$0.00	\$0.00
Corrugated Cardboard	26.3%	\$132.00	\$34.71
Mixed paper	25.2%	\$85.00	\$21.38
Glass	15.7%	-\$44.49	-\$6.98
Contamination	20.7%	-\$70.00	-\$14.48
<b>Total</b>	<b>100.0%</b>		<b>\$98.03</b>

Figure V-20 below shows the history of paper pricing throughout the past 20 years, demonstrating the fluctuating aspects of commodity markets. The value of cardboard and mixed paper increased during FY 2023-24, with cardboard ending the year 65 percent higher in value and mixed paper worth more than triple the value compared to Summer 2023.

**25Figure V-20. 20-Year Market Prices Received for Fiber Materials by Major North Carolina Processors**

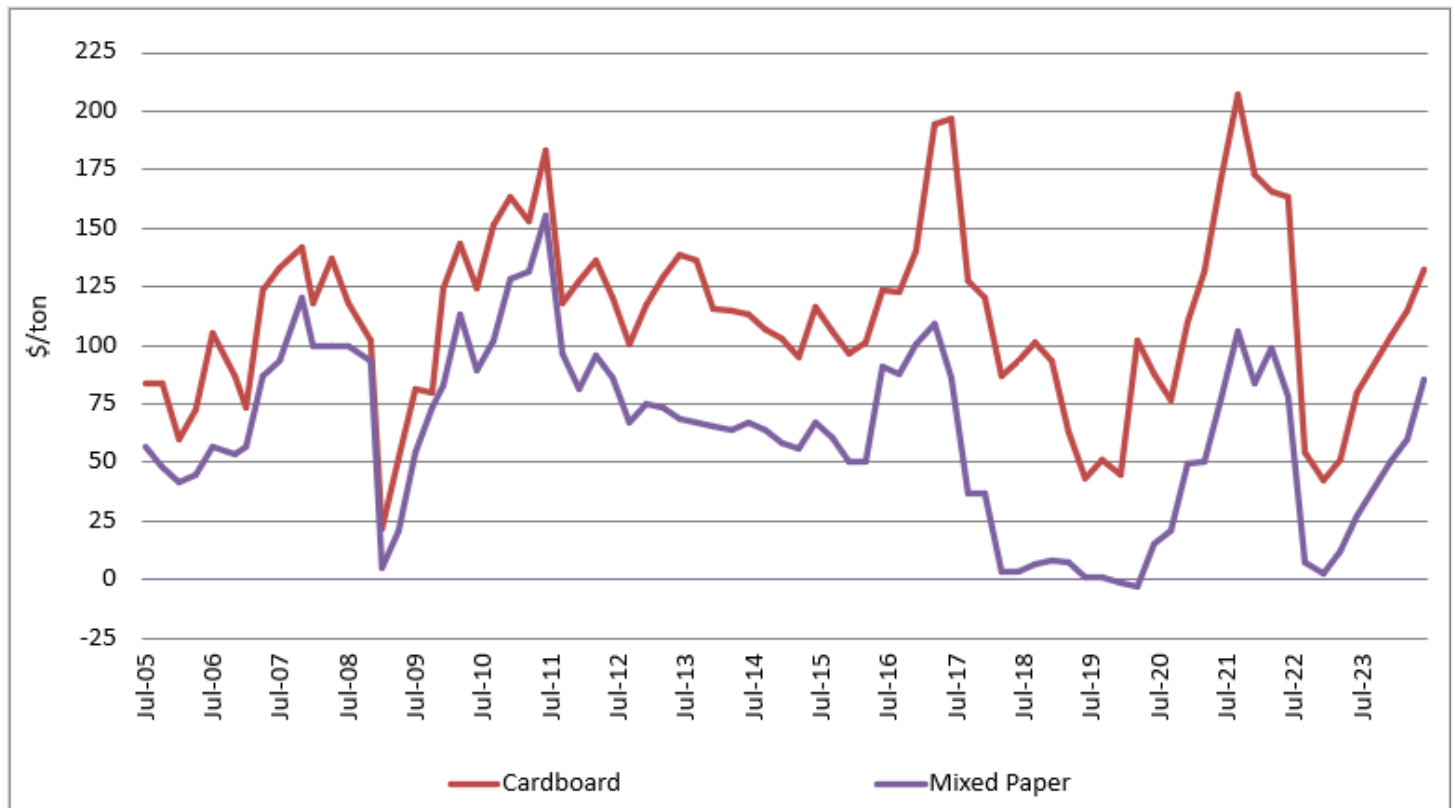
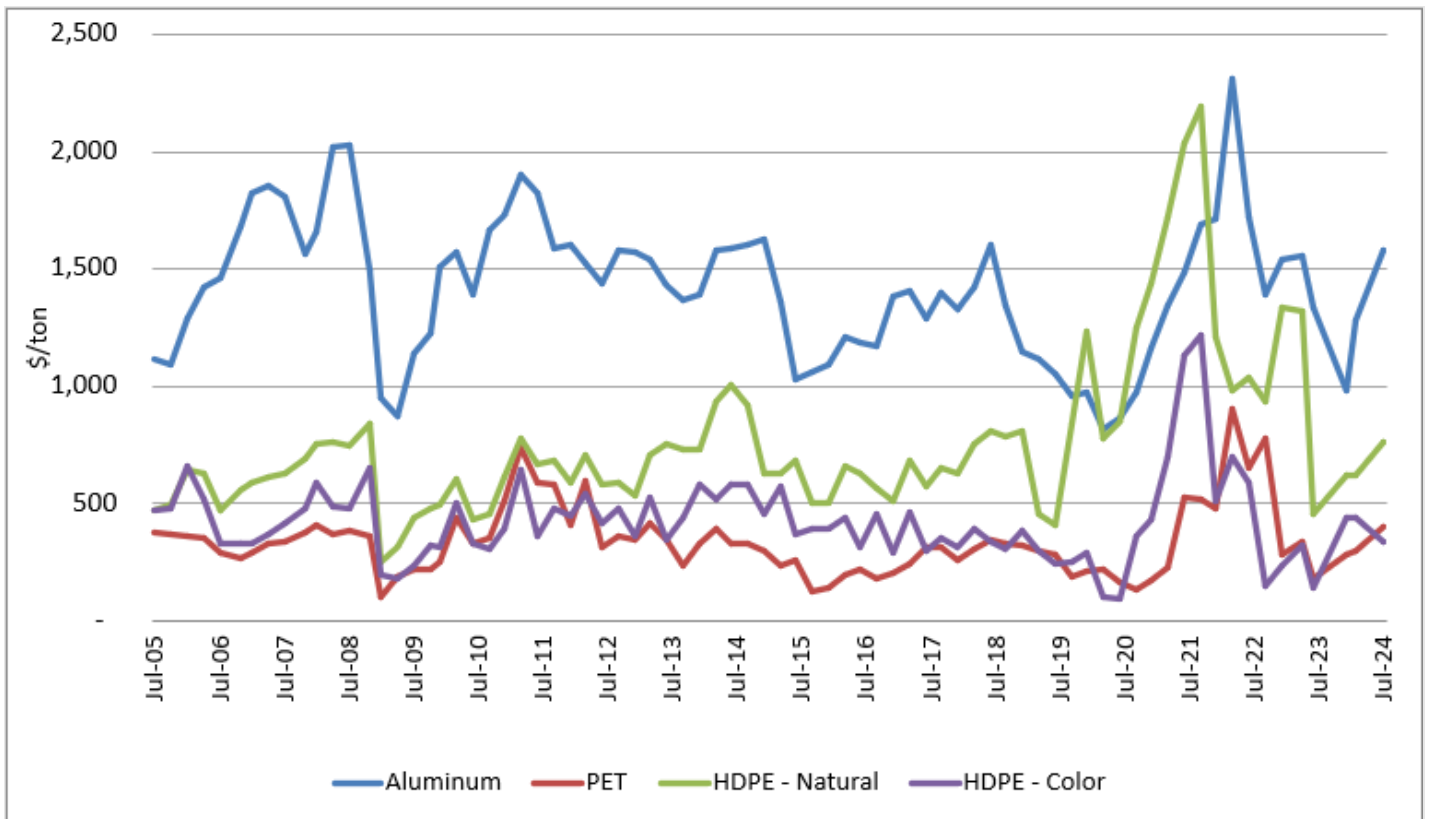


Figure V-21 shows 20-year pricing for three key container materials: aluminum, PET, and HDPE. All materials increased in value compared to the previous year, most notably PET and colored HDPE which increased 122 percent and 143 percent, respectively.

**26Figure V-21. 20-Year Market Prices Received for Select Container Materials by Major North Carolina Processors**



**14. Recycling Market Developments in FY 2023-24**

During FY 2023-24, the N.C. Circular Economy Council continued to meet on a regular basis working to identify ways to expand and accelerate beneficial impacts of recycling in the State. Members of the Council include leading recycling companies, non-profit organizations, industry associations, and product manufacturers. The Council organized a series of infrastructure tours in November 2023 to recognize the strength of the State’s recycling industry. State and local decisionmakers were invited to three leading and innovative recycling facilities: Southeastern Container in Kings Mountain, Unifi in Yadkinville, and Powerhouse Recycling in Salisbury. The tours featured an in-depth look at operations and an explanation of how each facility fits into the larger circular economy.

Another set of recycling infrastructure tours was organized through the Carolinas Plastics Recycling Council (CPRC), a collaborative effort between DEQ and the South Carolina Department of Commerce, dedicated to advancing plastic container recovery in the Carolinas. CPRC launched the “Your Plastics Means Products” roadshow during FY 2023-24 hosting the first event at Atlantic Packaging in Charlotte in March 2024. The roadshow continued with an event at Milliken in South Carolina in May and two additional tours following in FY 2024-25. These gatherings showcased innovative companies creating products from recycled plastics and were organized to foster collaboration and identify pathways to boost the utilization of clean, recycled plastic materials.

North Carolina’s private-sector recycling economy continued its strong momentum during FY 2023-24. In November 2023, Envision Plastics completed a multi-million-dollar expansion at the company’s Reidsville plant. The project increases Envision’s capacity to produce food-grade post-consumer recycled plastic by 50 percent, boosting its production by up to 30 million pounds annually. Also, during late 2023, Powerhouse Recycling opened the State’s first dedicated

solar panel recycling line in Salisbury. Specialized machinery allows for 98-100 percent pure recovery of solar panel commodities; recovering the silicon, metals, glass, plastics and aluminum. This investment is the first of its kind on the east coast and a critical piece of infrastructure to manage the State’s emerging solar panel waste stream. DEQ grant funding in 2023 and 2024 supported the purchase of a truck to expand transportation capacity and a second glass removal system to double the solar panel recycling line’s capacity.

After 30 years of operation, the Eastern Carolina Vocational Center ceased operations at its Greenville material recovery facility, leaving eastern North Carolina without a regional curbside recycling processing outlet. In response, DEQ collaborated closely with Pitt County solid waste staff to identify solutions for the region’s recycling needs. Recycling & Disposal Solutions of Virginia (RDS) ultimately purchased the facility, investing in upgrades with the support of DEQ funding in 2024. Full operations resumed in June 2024, with a grand opening planned for FY 2024-25.

In addition to these projects, the State’s Recycling Business Development Grant program supported other key infrastructure investments to expand recycling opportunities around the State. Five grant-funded projects expanded plastic recycling capabilities. Three companies, Clear Path Recycling, Direct Pack Recycling, and R3cycle, focus on the recovery of PET plastic while Material Matters handles post-industrial plastics, and Verity Recycling expanded their business to recycle more nursery pots. Additional projects supported upgrades to material recovery facilities, expansion of curbside recycling services, and collection of oyster shells for recycling.

Another focus area of the State’s recycling grant programs during FY 2023-24 was the diversion of food waste, which makes up 24 percent of landfill disposal according to national data from the EPA. DEQ awarded the first round of Food Waste Reduction Grants to four local governments and seven private businesses. The goal of the new grant program is to reduce the amount of food waste disposed of in landfills by expanding food donation networks or composting operations. The projects supported the growth of six compost processing facilities like Wilmington Compost Company, a new facility in eastern North Carolina that supports school composting. Five collection projects were funded, including a food scrap collection point in Durham utilizing new technology to facilitate an unmanned drop-off.

## D. Scrap Tire Management Program

### 1. Scrap Tire Management

Whole scrap tires were banned from disposal in landfills by G.S. 130A-309.10 in 1990. The Solid Waste Section administers the Scrap Tire Management Program, part of which is the Scrap Tire Disposal Account Fund. The Account Fund was created to provide each qualifying county that incurred a Program deficit with additional funds for the disposal and recycling of scrap tires. To fund the 1993 statute, the General Assembly imposed a 1 percent tax on the sale of new large tires (bus, tractor-trailer, and construction equipment tires) and a 2 percent tax on the sale of new small tires (automobile tires). The statute requires that each county provides at least one collection site at no cost to the public and businesses for the disposal of qualifying scrap tires. Counties receive a quarterly tax distribution from the DOR to be used for scrap tire program operational costs. In the past, some of the tax collected was allocated to the scrap tire disposal account fund. However, S.L. 2013-360 (S402) eliminated the tax money allocated to the scrap tire disposal account fund. Currently, money is distributed to the Account Fund annually from the General Fund. Table V-11 shows the revenue and distribution of the taxes FY 2023-24.

**29Table V-11. Distributions of Scrap Tire Tax Revenue**

Net Tax Collections by the N.C. Department of Revenue	\$29,894,661.10
Dept. of Revenue Cost of Collecting	\$391,705.76
Amount distributed to counties (70%)	\$20,652,068.74
Amount distributed to the General Fund (30%)	\$8,850,886.60

Money allocated to DWM from the General Fund is used to provide additional funding to counties in the form of a grant for the cleanup of illegal tire dumps and for county-incurred deficits in their scrap tire management programs. Scrap tire



legislation requires DWM to consider county efforts to avoid free disposal of out-of-state tires and other ineligible tires and county program efficiency in using allocated funds when making decisions about grant awards. Table V-12 below provides an overview of the Scrap Tire Disposal Account Fund.

**30Table V-12. Scrap Tire Management Account**

Balance of Funds as of July 1, 2023		\$224,360.68
Cost Overrun Grants to Counties July & September 2023	\$213,476.63	
Cost Overrun Grants to Counties March 2024	\$211,288.73	
Postage	\$14.10	
Clean Up Grants to Counties (Table 16)	\$0.00	
Total Debits		\$424,779.46
Transfer from General Fund	\$420,000.00	
Total Credits	-	\$420,000.00
<b>Ending Balance June 30, 2024</b>	<b>-</b>	<b>\$219,581.22</b>

**2. County Tire Disposal**

Seventy-six county programs applied for the Scrap Tire Disposal Account Fund Grant during the fall and spring (a total of two grant cycles) of FY 2023-24. It was reported that they collected 103,682.17 tons of scrap tires and spent \$12,174,229.45 on disposal costs and received \$8,735,747.16 from the scrap tire disposal tax. The counties requested \$3,438,482.29 in grant requests and received \$424,655.36 in grants. The average contract disposal cost is \$112.30 per ton; however, that cost can vary based on tonnage, contract agreement, and distance from the disposal and recycling facility. The maximum contract disposal cost reported is \$273.15 per ton.

The FY 2023-24 Local Governmental Annual Report (LGAR) submitted by each county shows that they collected a total of 178,520.46 tons of scrap tires and spent a total of \$23,031,828.68 for scrap tire management and disposal and recycling. County reports state that they received a total of \$20,379,933.24 in revenue (tax proceeds, grants, cleanup monies, and scrap tire charges) to operate the scrap tire management programs. The average contract disposal cost per ton is \$146.64. However, the cost can vary based on tonnage, contract agreement, and distance from the disposal and recycling facility. The maximum contract disposal cost per ton reported is \$201.12.

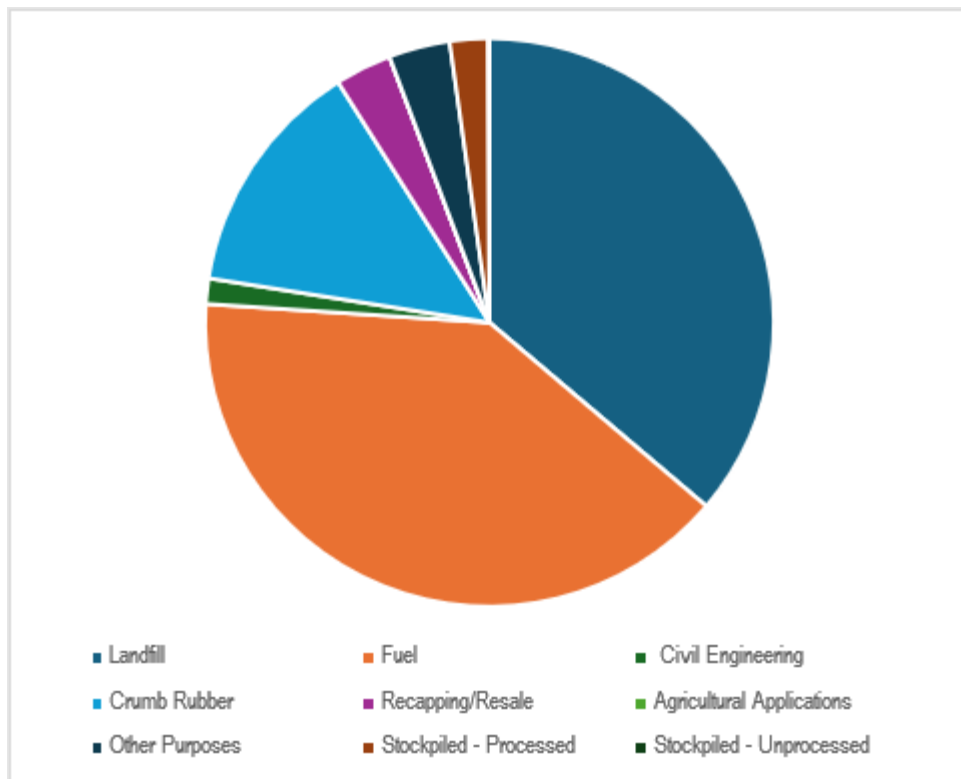
**3. Tire Disposal and Recycling**

In FY 2023-24, North Carolina tire processors reported they received 292,626.00 tons of scrap tires from North Carolina counties and from other states. Some tire sellers bypass the county scrap tire collection sites and have scrap tires taken directly to processors. Reuse or disposal is shown in Table V-13 and Figure V-22 below. Scrap Tire Cost Overrun Grants are summarized in Table V-14a and V-14b below. As shown in those tables, each county that applied for a grant award was awarded a percentage of that amount. The tax proceeds distributions are a combination of two quarterly distributions dispersed by the N.C. Department of Revenue (DOR). Table V-15 below shows the Illegal Tire Dump Clean-Up Costs for the fiscal year.

**31Table V-13. Final Disposal/Recycling of Tires (tons)**

Scrap tires disposed (landfill)	106,817.00
Scrap tires used as fuel	117,610.00
Scrap tires used as crumb rubber	40,040.00
Scrap tires re-used or re-capped	9,502.00
Scrap Tires used in civil engineering	4,273.00
Scrap tires used for other purposes	10,258
Scrap tires used as mulch	0.00
Scrap tires stockpiled - unprocessed	220.00
Scrap tires stockpiled - processed	6,406.00
Scrap tires stockpiled from previous FY	2,500.00
Total scrap tires received	292,626.00

**27Figure V-22. Disposal and Recycling of Scrap Tires**



**32Table V-14. Scrap Tire Cost Over-Run Grant October 2021-March 2022 Grants Awarded July 2022**

<b>Applicant County</b>	<b>Grant Period (six-months) Tax Proceeds from NCDOR</b>	<b>Disposal Account Fund Grant Amount Requested</b>	<b>Disposal Account Fund Grant Awarded</b>
Alexander	\$35,322.85	\$14,156.52	\$906.02
Alleghany	\$10,813.21	\$5,851.94	\$374.52
Ashe	\$25,964.35	\$16,486.67	\$1,055.15
Beaufort	\$43,331.61	\$65,208.68	\$8,042.54
Catawba	\$157,273.91	\$156,573.14	\$23,667.65
Cherokee	\$28,164.89	\$31,163.01	\$3,994.43
Chowan	\$13,328.84	\$30,373.93	\$3,943.93
Clay	\$10,947.41	\$4,094.36	\$2,262.04
Cleveland	\$98,149.36	\$15,713.93	\$1,257.11
Dare	\$36,446.94	\$3,044.06	\$2,194.82
Duplin	\$47,408.94	\$10,962.28	\$701.59
Gates	\$10,106.27	\$9,562.20	\$2,611.98
Graham	\$7,822.08	\$10,310.45	\$2,659.87
Haywood	\$60,770.85	\$28,073.46	\$3,245.88
Henderson	\$113,490.11	\$23,711.85	\$3,086.64
Hertford	\$19,256.66	\$22,282.76	\$2,426.10
Jackson	\$41,437.37	\$5,003.76	\$1,320.24
Lenoir	\$53,337.74	\$45,266.73	\$4,526.67
Macon	\$36,316.65	\$18,974.28	\$3,214.35
McDowell	\$43,455.12	\$10,536.95	\$674.36
Mecklenburg	\$1,090,541.61	\$110,829.47	\$34,609.21
Mitchell	\$14,521.02	\$15,127.55	\$968.16
Nash	\$92,831.24	\$77,333.73	\$8,352.04
New Hanover	\$223,599.16	\$53,855.48	\$7,924.10
Pasquotank	\$39,508.09	\$138,836.85	\$18,660.42
Pitt	\$167,268.33	\$102,069.00	\$14,473.11
Rockingham	\$89,175.94	\$68,361.76	\$7,383.07
Rutherford	\$62,490.06	\$13,102.63	\$1,048.21
Scotland	\$32,373.52	\$1,444.67	\$92.46
Surry	\$69,431.12	\$19,041.88	\$1,523.35
Vance	\$41,103.83	\$29,151.57	\$2,332.13
Wake	\$1,118,974.98	\$103,546.88	\$33,123.56
Washington	\$10,491.34	\$54,255.16	\$4,340.41
Wayne	\$114,415.86	\$5,744.16	\$1,505.49
Wilkes	\$63,993.41	\$18,225.34	\$1,458.03
Wilson	\$76,391.65	\$27,351.97	\$3,406.97
<b>Totals:</b>	<b>\$4,200,256.32</b>	<b>\$1,365,629.06</b>	<b>\$213,366.63</b>

33Table V-15. Scrap Tire Cost Over-Run Grant April 2022-September 2022 Grants Awarded January 2023

Applicant County	Grant Period (six-months) Tax Proceeds from NCDOR	Disposal Account Fund Grant Amount Requested	Disposal Account Fund Grant Awarded
Alexander	\$33,217.42	\$14,378.29	\$632.64
Alleghany	\$10,168.69	\$9,639.66	\$424.15
Ashe	\$24,416.76	\$26,581.75	\$1,169.60
Beaufort	\$40,748.85	\$81,744.48	\$5,855.62
Catawba	\$147,899.60	\$165,917.72	\$14,045.63
Cherokee	\$26,486.16	\$32,197.17	\$3,416.68
Chowan	\$12,534.38	\$28,428.85	\$3,250.87
Cleveland	\$92,299.16	\$22,290.03	\$980.76
Forsyth	\$351,206.68	\$17,317.99	\$3,838.19
Gates	\$9,503.89	\$13,815.41	\$2,607.88
Graham	\$7,355.84	\$23,378.66	\$3,028.66
Granville	\$55,918.65	\$8,520.19	\$374.89
Halifax	\$44,089.33	\$30,767.77	\$2,353.78
Haywood	\$57,148.60	\$40,205.02	\$3,211.28
Henderson	\$106,725.55	\$9,344.75	\$1,452.29
Iredell	\$175,347.75	\$21,480.35	\$2,039.65
Jackson	\$38,967.48	\$30,934.76	\$2,361.13
Lenoir	\$50,158.53	\$51,775.05	\$2,847.63
Macon	\$34,152.00	\$26,543.02	\$3,167.89
McDowell	\$40,864.97	\$12,962.64	\$570.36
Mecklenburg	\$1,025,539.99	\$376,163.01	\$55,205.49
Mitchell	\$13,655.50	\$19,501.75	\$858.08
Nash	\$87,298.04	\$79,487.99	\$4,487.54
New Hanover	\$210,271.55	\$106,281.69	\$10,716.05
Pasquotank	\$37,153.23	\$124,884.44	\$10,242.37
Perquimans	\$12,117.38	\$1,967.12	\$1,586.55
Pitt	\$157,298.31	\$95,158.27	\$7,908.49
Rockingham	\$83,860.63	\$66,948.07	\$3,976.72
Rutherford	\$58,765.33	\$13,798.43	\$607.13
Scotland	\$30,443.90	\$18,712.66	\$823.36
Surry	\$65,292.70	\$29,922.30	\$1,316.58
Tyrrell	\$2,950.03	\$261.02	\$205.74
Vance	\$38,653.83	\$49,399.80	\$2,716.99
Wake	\$1,052,278.55	\$262,745.88	\$42,480.09
Warren	\$17,237.40	\$1,296.76	\$57.06
Washington	\$9,866.02	\$53,328.08	\$2,933.04
Wayne	\$107,596.09	\$19,937.18	\$1,964.96

Wilkes	\$60,179.10	\$31,725.15	\$1,395.91
Wilson	\$71,838.33	\$52,171.51	\$4,156.38
Yadkin	\$33,984.64	\$938.56	\$20.65
<b>Totals:</b>	<b>\$4,535,490.84</b>	<b>\$2,072,853.23</b>	<b>\$211,288.73</b>

**34Table V-16. Illegal Tire Dump Clean-Up Costs**

County	Check Date	Amount
Anson	March 2024	\$4,000.00
Iredell	September 2023	\$110.00
<b>Total</b>		<b>\$4,110.00</b>

## E. White Goods Management

### 1. White Goods Tax Collections and Distributions

White goods are defined in G.S. 130A-290 as: "refrigerators, ranges, water heaters, freezers, unit air conditioners, washing machines, dishwashers, clothes dryers and other similar large domestic and commercial appliances." In 1993, the N.C. General Assembly passed the Management of Discarded White Goods Act, as white goods were difficult to dispose of and contained greenhouse gases particularly chlorofluorocarbon refrigerants (CFCs). To fund this statute, the General Assembly imposed a \$3 tax on new white goods.

Counties are mandated to manage white goods by providing at least one disposal site, at no cost to residents, and to arrange for the removal of CFCs. The FY 2023-24 LGAR submitted by each county shows that they collected a total of \$32,611.31 tons of white goods and spent a total of \$ 6,245,436,67 on white goods management and recycling. County reports state that they received a total of \$7,945,505.94 in revenue from tax proceeds and scrap metal sales to operate the white goods management programs. Much of the white goods tax revenue is distributed to county governments for use in administering their Programs as shown in Table V-17.

**35Table V-17. White Goods Tax Collections/Distributions**

Net Tax Collections by the Department of Revenue	\$8,827,527.13
Department of Revenue Cost of Collecting	[ \$386,183.91]
<b>Total Revenue Available for Distribution</b>	<b>\$8,441,343.22</b>
<b>72% of Revenue - Available for Distributions to Counties</b>	
	\$6,077,767.11
Funds Forfeited from ineligible counties (Sent to the General Fund)	[ \$2,157,952.13]
<b>Total Distributed to Counties</b>	<b>\$3,919,814.98</b>
<b>28% of Revenue - Sent to the General Fund</b>	
Funds Forfeited from ineligible counties (Sent to the General Fund)	\$2,157,952.13
	\$2,363,576.11
<b>Total Sent to the General Fund</b>	<b>\$4,521,528.24</b>

County governments with an undesignated ending balance exceeding 25 percent of the tax proceeds received, or would have received them if eligible, during the preceding fiscal year and those counties that failed to submit reports demonstrating their eligibility were ineligible to receive tax proceeds. The forfeited funds went to the N.C. General Fund.

Tables V-18 and V-19 below list the ineligible counties per distribution quarter. The county fund information is from the N.C. Department of Revenue – White Goods Disposal Tax Distribution Reports issued in August and November 2023 and February and May 2024.

Prior to July 1, 2017, county governments could apply for grants from a White Goods Disposal Account for white goods program cost overruns, white goods cleanup activities, and white goods-related capital improvements. The White Goods Disposal Account was repealed effective June 30, 2017.

**36Table V-18. Counties Ineligible to Receive Tax Proceeds Distributions**

<b>August 15, 2023</b>	<b>August 15, 2023</b>	<b>November 15, 2023</b>	<b>November 15, 2023</b>
Anson	Montgomery	Anson	Montgomery
Bertie	Northampton	Bertie	Northampton
Caswell	Onslow	Caswell	Onslow
Cherokee	Pasquotank	Cherokee	Pasquotank
Columbus	Pender	Columbus	Pender
Cumberland	Randolph	Cumberland	Randolph
Dare	Richmond	Dare	Richmond
Davidson	Rockingham	Davidson	Rockingham
Duplin	Rowan	Duplin	Rowan
Edgecombe	Sampson	Edgecombe	Sampson
Forsyth	Stokes	Forsyth	Stokes
Halifax	Surry	Halifax	Surry
Harnett	Swain	Harnett	Swain
Henderson	Transylvania	Henderson	Transylvania
Hertford	Warren	Hertford	Warren
Hoke	Wilkes	Hoke	Wilkes
Hyde		Hyde	
Jones		Jones	
Lenoir		Lenoir	
Lincoln		Lincoln	
Martin		Martin	
Mecklenburg		Mecklenburg	
<b>Done</b>	38	<b>Done</b>	38

*July 2023 letter to NCDOR*

*2nd use of 2022 AFIR*

*< ineligible counties than previous quarter*

*October 2023 letter to NCDOR*

*3rd use of 2022 AFIR*

*equals ineligible counties from previous quarter*

**37Table V-19. Counties Ineligible to Receive Tax Proceeds Distributions**

February 15, 2024	February 15, 2024	May 15, 2023	May 15, 2023
Anson	Northampton	Anson	Madison
Bertie	Onslow	Ashe	Martin
Caswell	Pasquotank	Bertie	Montgomery
Cherokee	Pender	Burke	Northampton
Columbus	Randolph	Cabarrus	Onslow
Cumberland	Richmond	Caswell	Pasquotank
Dare	Rockingham	Cherokee	Pender
Davidson	Rowan	Columbus	Randolph
Duplin	Sampson	Cumberland	Robeson
Edgecombe	Stokes	Dare	Rockingham
Forsyth	Surry	Duplin	Rowan
Halifax	Swain	Edgecombe	Sampson
Harnett	Transylvania	Forsyth	Surry
Henderson	Warren	Gates	Transylvania
Hertford	Wilkes	Graham	Vance
Hoke		Halifax	Warren
Hyde		Henderson	Wayne
Jones		Hertford	Wilkes
Lenoir		Hoke	
Lincoln		Hyde	
Martin		Jones	
Mecklenburg		Lenoir	
Montgomery		Lincoln	
<b>Done</b>	38	<b>Done</b>	41

*January 2024 letter to NCDOR  
4th use of 2022 AFIR  
equals ineligible counties from previous  
quarter*

*April 2024 letter to NCDOR  
1st use of 2023 AFIR  
> ineligible counties than previous  
quarter*

Fiscal year county financial report data, see the Department of State Treasurer - Annual Financial Information Report (AFIR) link: <https://www.nctreasurer.com/divisions/state-and-local-government-finance/lgc/local-fiscal-management/afir>

Fiscal year local government distributions, see the Department of Revenue Local Government Distributions link: <https://www.ncdor.gov/local-government-distributions>

**F. Abandoned Manufactured Homes (AMH) Program**

As established in G.S. 130A-309.111, DEACS operated a grant program that provided a portion of DWM’s annually-appropriated grant funding to North Carolina counties to facilitate the identification, deconstruction, recycling, and disposal of abandoned manufactured homes which are deemed unfit, unsafe, and hazardous. The Abandoned Manufactured Homes (AMH) Grant Program Request for Proposals (RFP) was originally developed and made available to North Carolina counties in October 2009. On October 1, 2023, the legislation authorizing the AMH program expired,

making the FY 2022-23 grant round the final set of funding awarded under this program. During FY 2023-24, DEACS still had five remaining AMH grants under contract with projects underway. Activities from these grants are detailed below, and DEACS will continue to report on the five remaining active grants until all are completed.

**1. AMH Grants Awarded by Fiscal Year**

Table V-20 shows the number of grants awarded during each of the 14 years of the program’s operation and funding allocated to those grants.

**38Table V-20. AMH Grants Awarded by Year**

<b>Fiscal Year</b>	<b>Number of AMH Grants Awarded</b>	<b>Grant Funds Allocated</b>
FY 2009-10	10	\$385,000
FY 2010-11	3	\$105,000
FY 2011-12	4	\$150,000
FY 2012-13	3	\$117,500
FY 2013-14	4	\$80,000
FY 2014-15	3	\$74,500
FY 2015-16	6	\$69,000
FY 2016-17	4	\$35,500
FY 2017-18	5	\$49,000
FY 2018-19	0	0
FY 2019-20	8	\$100,000
FY 2020-21	3	\$32,000
FY 2021-22	4	\$40,000
FY 2022-23	3	\$51,000

**2. AMH Program Statistics**

As required by G.S. 130A-309.117, each AMH grant program participant submits an annual report to the State every August that documents and summarizes county program information from the previous fiscal year. Based on the August 2024 grantee reports, Table V-21 below shows the total number of AMH units deconstructed under the program and the resulting amount of waste disposed of and materials recycled in FY 2023-24, including mercury thermostats, which are required to be removed before disposal. Program statistics do not include deconstruction activities conducted in counties without State grant support.

**39Table V-21. AMH Units Deconstructed in FY 2023-24**

<b>Statistics for AMH Program for Fiscal Year 2023-24</b>	
Units Deconstructed	9 Units
Materials Landfilled	58.68 Tons
Materials Recycled (percentage of total tonnage)	11.3 Tons (16.1 %)
Mercury Thermostats Recovered	5 Thermostats



During FY 2023-24, there were five remaining active AMH program grants. The number of units deconstructed during FY 2023-24 decreased significantly when compared to FY 2022-23, from 29 units to 9 units. Thus, the tons of materials landfilled in FY 2022-23 decreased from 582.54 tons to 58.68 tons. Total recycled materials also decreased from 116.54 tons to 11.3 tons. The overall percentage of materials recycled changed little from 16.7 percent in FY 2022-23 to 16.1 percent in FY 2023-24. Five thermostats were recovered during FY 2023-24 and these were from Ashe County. The following table presents the individual AMH grants that were active during FY 2023-24 and provides details from those programs.

**40Table V-22. Active AMH Grant Program Participants During FY 2023-24**

County	Contract Start Date	Contract End Date	Grant Award	County Costs during FY	Responsible Party Fees Collected	# Units Deconstructed with Grant Support during FY 2023-24
Ashe	6/1/2022	12/1/2024	\$15,000	\$26,540.00	\$0	5
Iredell	7/1/2023	6/30/2025	\$16,000	\$5,962.93	\$4,200.00	1
Jones	3/1/2023	3/1/2025	\$15,000	\$9,100.00	\$3,600.00	3
Warren	3/5/2020	2/28/2024	\$10,000	\$0	\$0	0
Wilson	7/6/2023	6/30/2025	\$20,000	\$3,800.72	\$1,500.00	1

**3. Program Participant Highlights, FY 2023-24**

The total expenditure by counties associated with the AMH grants in FY 2023-24 was \$45,403.65. This expenditure is lower than the previous year due in part to fewer units being demolished compared to the previous year. The total amount of funds contributed by responsible parties in FY 2023-24 was \$ 9,300.00, which is up from the previous fiscal year. As shown in the table above, Jones, Wilson, and Iredell accounted for all the responsible party fees collected and this reflects these grants getting work underway after coming into place in the last fiscal year (FY 2022-23).

**4. Additional Information on the AMH Program**

An examination of the fiscal year county reports submitted by grantees showed that there were significant delays due to employment instability in county governments and slow progress due to higher costs of demolition. These challenges have also made it difficult for counties to find AMH homeowners and landowners willing to participate in the program. DEACS will continue to work with the grantees as needed to assess the impact of these issues and to assist as practicable, including grant extensions.

While the authorizing legislation for the AMH program expired on October 1, 2023, DEACS will continue to report on the progress and results of the five remaining active grants in subsequent reports until all are completed.

**G. Electronics Management Program**

G.S. 130A-309.130 established the Electronics Management Program. The program directs manufacturers of electronics, retailers, consumers, and state and local governments to share accountability for the responsible recycling and reuse of electronic equipment. The law applies to computer equipment and televisions intended primarily for consumer use. Computer equipment includes computers, tablets, gaming systems, monitors, video display units, printers, scanners, combination printer-scanner fax machines, and other peripherals (except for keyboards and mice). Items such as mobile telephones, video recorders, cable, and satellite boxes, and all commercial devices such as printers and data-networking systems are not covered devices under the law.

## **1. Manufacturers' Responsibilities**

Before selling computer equipment and televisions in North Carolina, manufacturers must register with the State and pay a registration fee, which is dependent upon the type of equipment manufactured and, for computer equipment, a recycling plan (level I, II or III) is required.

Television and computer equipment manufacturers have different recycling obligations under the law. Television manufacturers are assigned an annual target weight by DWM to recycle based on their market share. Computer equipment manufacturers are required to have a plan in place to make the recycling of computers available to consumers. The law is designed to provide electronics recycling opportunities for the consumer, which is defined as an occupant of a dwelling who used the equipment primarily for personal or home business use. A nonprofit organization with fewer than 10 employees is also considered a consumer.

Television manufacturers pay an initial fee of \$2,500 plus an annual fee of \$2,500. Each television manufacturer is obligated to recycle or arrange for the recycling of its market share of televisions and must annually report the weight of televisions they recycled or arranged to recycle for the previous fiscal year.

Computer equipment manufacturers' responsibility:

- Pay an initial registration fee of \$10,000 to \$15,000, followed by an annual registration fee of \$2,500 to \$15,000, depending on the level of recycling plan chosen.
- Computer equipment manufacturers must provide a plan, through which consumers are provided free and reasonably convenient recycling.
- Recycling and transportation must be accomplished using environmentally sound management practices.
- Manufacturers must provide consumer recycling education and a toll-free phone number.
- Each registered computer equipment manufacturer must also submit an annual report detailing the total weight of computer equipment collected for recycling and reuse for the previous fiscal year, summarizing the actions implemented from the approved plan.

## **2. Retailer's Responsibilities**

Retailers in North Carolina may only sell computer equipment and televisions that display the manufacturer label of a registered manufacturer in compliance with the electronics management law.

## **3. State Agencies and Governmental Entities Responsibilities**

State agencies and governmental entities in North Carolina may only purchase computer equipment and televisions that are produced by registered manufacturers in compliance with the electronics management law. A list of manufacturers that are compliant can be viewed at:

<https://edocs.deq.nc.gov/WasteManagement/DocView.aspx?id=1390200&dbid=0&repo=WasteManagement> for computer equipment and

<https://edocs.deq.nc.gov/WasteManagement/DocView.aspx?id=1390199&dbid=0&repo=WasteManagement> for televisions.

## **4. Registration of Facilities Recovering or Recycling Electronics**

Facilities that recover or recycle covered devices or other electronic devices diverted from the waste stream for transfer, treatment, or processing must register annually with the Department on or before August 1 each year.

## **5. Recycling Rates Within North Carolina**

Data on the recycling of computer equipment and televisions come from two primary sources: manufacturer reports and Local Government Annual Reports (LGAR). Table V-23 below presents information reported by manufacturers registered with North Carolina.

**41Table V-23. Electronics Collection by Weight**

Type of Collection	CE MFRs (lbs)	CE MFRs (tons)	TV MFRs (lbs)	TV MFRs (tons)
Mail Back - MFR	503,697.00	251.85	0.00	0.00
Collection - MFR (retailer, thrift store, collection event, etc.)	507,188.00	253.59	6,734,275.06	3,367.14
Collection - Local Government	518,127.00	259.06	7,376,822.06	3,688.41
Total	1,529,012.00	764.51	14,111,097.12	7,055.55
Total minus LG	1,010,885.00	505.44	6,734,275.06	3,367.14

Permanent drop-off locations are the option most offered to consumers for their electronics recycling. Drop-off operations can be at local government locations and via manufacturer-sponsored sites, such as retailers, thrift stores, and temporary collection events. Mail-back programs are an important option for rural areas with fewer drop-off locations available, although, the weight collected through this collection method continues to be relatively small.

Almost two thirds (66 percent) of televisions being recycled by consumers are brought to local government programs. Table V-24 and Table V-25 below show the recycling of electronics collected by county and municipal collection programs as well as overall collection programs by fiscal year.

**42Table V-24. Electronics Collected (Tons) by County and Municipal Collection Programs by Fiscal Year**

County and Municipal Collection Programs	Televisions	Computer Equipment**	Other Electronics	Total
FY 2012-13	8,739.47		5,420.05	14,159.52
FY 2013-14	9,314.94		5,471.00	14,785.93
FY 2014-15	10,025.66		5,050.77	15,076.44
FY 2015-16	12,057.66		4,623.86	16,681.52
FY 2016-17	11,137.81		4,656.75	15,794.56
FY 2017-18*	9,833.78		3,519.09	13,352.87
FY 2018-19	9,912.60		3,531.48	13,444.07
FY 2019-20	7,742.63	1,145.35	2,847.79	11,735.77
FY 2020-21	6,847.92	1,121.02	2,655.35	10,624.28
FY 2021-22	5,613.34	1,235.70	2,058.54	8,907.58
FY 2022-23	4,893.95	1,952.24	1,325.46	8,171.65
FY 2023-24	5,080.37	1,926.98	1,165.81	8,173.16

\* A correction was made to the FY 2017-18 local government television and other electronics tons in the FY 2018-19 report.

\*\* Local governments were asked for the first time in FY 2019-20 to report computer equipment separately. In previous years, computer equipment has been combined with other electronics.

**43Table V-25. Overall Recycling of Electronics**

	<b>Manufacturer Television Tons Collected</b>	<b>Manufacturer Computer Equipment Tons Collected</b>	<b>Local Government Television Tons Collected</b>	<b>Local Government Other Electronics Tons Collected **</b>	<b>Total Tons</b>	<b>Total Pounds Per Capita</b>
FY 2012-13	1,624	2,099	8,739	5,420	<b>17,882</b>	3.7
FY 2013-14	2,460	1,843	9,315	5,471	<b>19,090</b>	3.9
FY 2014-15	2,834	1,193	10,026	5,051	<b>19,104</b>	3.8
FY 2015-16	1,743	1,598	12,058	4,624	<b>20,023</b>	4
FY 2016-17	2,086	694	11,138	4,657	<b>18,575</b>	3.8
FY 2017-18*	2,901	725	9,834	3,519	<b>16,979</b>	3.3
FY 2018-19	1,507	516	9,913	3,531	<b>15,467</b>	3.1
FY 2019-20	250	829	7,743	3,993	<b>12,815</b>	2.4
FY 2020-21	150	465	6,848	3,776	<b>11,239</b>	2.1
FY 2021-22	1,570	590	5,613	3,294	<b>11,068</b>	2.1
FY 2022-23	2,491	490	4,894	3,278	<b>11,152</b>	2.1
FY 2023-24	3,367	505	5,080	3,093	<b>12,045</b>	2.2

\* A correction was made to the FY 2017-18 local government television and other electronics tons in the FY 2018-19 report.

\*\* Local government other electronics include computer equipment.

**6. Compliance and Enforcement of Electronics Laws**

Manufacturers that have not paid their annual fees or submitted required documentation are ineligible to market their products in North Carolina. Residents and government agencies can check the DWM website

<https://www.deq.nc.gov/about/divisions/waste-management/solid-waste-section/special-wastes-and-alternative-handling/electronics-management#QuickLinks-11327> to determine which companies may sell in North Carolina.

DWM and DEACS have been coordinating with manufacturer stakeholder groups, as well as a national consortium of states with electronics programs – Electronics Recycling Coordination Clearinghouse (ERCC), to seek ways to streamline and automate reporting requirements for North Carolina. Manufacturer reporting requirements vary greatly from state to state. North Carolina has joined with other states in allowing manufacturers to register via web access at:

<https://ecycleregistration.org/>.

**7. Electronics Management Fund**

The Electronics Management Fund, administered by DWM, is funded by computer equipment and television manufacturers’ initial registration and annual fees. Fees paid into the electronics management fund are used to support approved electronics management programs within North Carolina counties. Table V-26 reflects the fund’s balance and payout for FY 2023-24.

**44Table V-26 Electronics Management Fund**

<b>Balance of Funds as of July 1, 2023</b>		<b>\$819,626.10</b>
<b>Debits</b>		
February 2024 Distributions to Local Government Programs	\$540,000.00	
ERCC Membership and participation in eCycle Registration and Cost of TV Market Share Data	\$13,131.25	
Administrative and Salary Costs	\$93,305.28	
<b>Total Debits</b>		<b>\$646,436.53</b>
<b>Credits</b>		
Computer Equipment Manufacturer Fees	\$356,535.00	
Television Manufacturer Fees	\$52,500.00	
<b>Total Credits</b>		<b>\$409,035.00</b>
<b>Ending Balance June 30, 2024</b>		<b>\$582,224.57</b>

**8. Types of Equipment Recovered by Local Programs**

Based on information reported from local governments in FY 2023-24, the full cost of electronics recycling through local government programs is estimated to be approximately \$0.32 per person. Local governments can become eligible for funds by implementing an electronics management plan, submitting the plan and required plan elements as a Fund application, and using an electronics recycler/vendor that holds the e-Stewards or R2 certification. Although costs to operate local government programs vary significantly, the calendar year 2024 fund monies distributed covered approximately 22 percent of the estimated costs to operate programs that made themselves eligible to receive funds.

Because of consolidation among electronics manufacturers and an increasing number of computer manufacturers choosing to register with a Level II plan, the distribution amounts may vary in the future.

Electronics programs are required to demonstrate to DWM that all recycling of computer equipment and televisions is being conducted by R2 or e-Steward-certified facilities to receive future distributions. The funding must be used only for the management of electronics. The 54 local governments with approved electronics management fund applications received their pro rata share of a total of \$ 540,000 in distributions from the Electronics Management Fund in February 2024. The list of local governments that received funds last fiscal year is shown in Table V-27 below.

**45Table V-27 Electronics Management - Distribution February 2023**

<b>Unit of Local Government</b>	<b>Fund Amount</b>
Alamance	\$9,136.12
Alexander	\$4,486.24
Ashe	\$5,109.26
Brunswick	\$14,613.58
Buncombe	\$7,537.06
Cabarrus	\$5,134.98
Catawba	\$5,786.05
Chatham	\$8,887.14
Cherokee	\$1,839.85
Chowan	\$1,150.20
Cleveland	\$21,131.36
Cumberland	\$16,468.62
Dare	\$3,919.32
Durham, City of	\$16,855.53
Franklin	\$3,381.63
Gates	\$1,376.96
Granville	\$12,461.64
Guilford	\$23,250.58
Haywood	\$2,105.19
Henderson	\$8,174.11
Iredell	\$11,907.58
Jackson	\$1,613.08
Lee	\$5,476.29
Lenoir	\$824.07
Lincoln	\$20,300.28
Madison	\$1,202.80
McDowell	\$4,024.52
Mecklenburg	\$65,579.94
Mitchell	\$1,089.41
Moore	\$19,201.51
Orange	\$12,058.37
Pasquotank	\$2,393.91

Pender	\$9,672.64
Perquimans	\$1,092.92
Person	\$2,156.62
Pitt	\$28,638.04
Polk	\$958.50
Randolph	\$5,779.04
Richmond	\$1,175.91
Robeson	\$876.67
Rutherford	\$1,101.10
Stanly	\$3,027.45
Stokes	\$5,419.02
Surry	\$6,475.70
Transylvania	\$3,319.67
Union	\$20,113.25
Vance	\$3,416.69
Wake	\$95,222.06
Watauga	\$700.17
Warren	\$528.34
Wayne	\$11,569.77
Wilkes	\$4,072.45
Winston-Salem, City of	\$15,344.14
Yadkin	\$862.65
54 Applicants	\$540,000.00

## H. Additional Documentation from the N.C. Department of Administration and Department of Transportation

Please refer to these links for reports from the N.C. Department of Administration and Department of Transportation that summarize the environmental and resource conservation programs provided by those agencies.

The N.C. Department of Administration promotes the purchase and use of sustainable, efficient supplies and products. As the department progresses with this effort, more of those types of products are being added to statewide term contracts and agency-specific term contracts awarded through open market bids. For more information, visit the Division of Purchase and Contract's website at: <https://ncadmin.nc.gov/about-doa/divisions/purchase-contract>.

G.S. 136-28.8(g) and G.S. 130A-309.14(3) mandate that the N.C. Department of Transportation prepares an annual report on the amounts and types of recycled materials specified or used in construction and maintenance projects during the previous State fiscal year and review of bid procedures, respectively. The types of recycled materials incorporated into the report would routinely contribute to the consumer and industrial waste streams, compounding the problem of declining space in landfills.

## Chapter VI: Utility-Scale Solar Project Decommissioning

### A. Executive Summary

S.L. 2023-58, s. 2, (H130) effective June 26, 2023, enacted a new Part within Article 9 of Chapter 130A of the N.C. General Statutes: Part 2J “Management of Solar Energy Equipment” (G.S. 130A-309.240 through 130A-309.243). The Session Law also revised G.S. 130A-309.06(c) to require DEQ to annually report on utility-scale solar project decommissioning pursuant to Part 2J to the N.C. General Assembly’s Environmental Review Commission and Fiscal Research Division.

### B. Program Background

S.L. 2023-58 made DEQ the lead agency in the statewide administration and enforcement of utility-scale solar project registration, decommissioning, and financial assurance program for new projects, and for enforcing the new state-level statutory registration and decommissioning requirements for existing utility-scale solar projects. The Session Law requires the owner of a utility-scale solar project capable of generating two (2) or more megawatts (MW) alternating current (AC) that is directly connected to the electrical grid to:

- Properly decommission the project upon cessation of operations and restore the property.
- Register with the DEQ and pay a fee.
- Submit a decommissioning plan and establish financial assurance for new and rebuilt/expanded utility-scale solar projects.

To administer Part 2J of Article 9, DEQ has created a new program within DWM, the Utility-Scale Solar Project Decommissioning Program. As a part of establishing the new program, DWM has created a new webpage that provides information and updates about the program and the requirements of Part 2J. This webpage can be accessed on the DWM’s website at: <https://www.deq.nc.gov/about/divisions/waste-management/utility-scale-solar-management-program>.

Sections 2.(c) and (d) of the Session Law also required DEQ to adopt rules and submit quarterly reports to the Environmental Review Commission and the Joint Legislative Commission on Energy Policy on the implementation of the requirements of S.L. 2023-58, s. 2, including program development and the status of the Department’s rulemaking efforts. The quarterly reports must be submitted December 1, 2023, through December 1, 2025.

Additional background, data, and information pertaining to the requirements in S.L. 2023-58 can be reviewed in the following legislation and the associated reports/plans submitted to the General Assembly as required in the respective legislation:

- [S.L. 2019-132 \(H329\)](#): The Environmental Management Commission and DEQ evaluated the end-of-life management of renewable energy equipment and summarized the evaluation in the January 1, 2021 "[Final Report on the Activities Conducted to Establish a Regulatory Program for the Management and Decommissioning of Renewable Energy Equipment](#)."
- [S.L. 2021-165 \(H951\)](#): DEQ evaluated options for the decommissioning of utility-scale solar projects and financial assurance and summarized the evaluation in the March 1, 2022 "[Plan and Recommendations for Financial Resources for Decommissioning of Utility-Scale Solar Panel Projects](#)."
- [S.L. 2023-137 \(H600\)](#), s. 19.(a): Bans photovoltaic modules from disposal in unlined landfills.

### C. Program Activity

Because most of the new program requirements do not become effective until November 1, 2025, DEQ does not have any information on the decommissioning of utility-scale solar projects to provide for this annual report. This report provides information on the activities conducted to develop and establish the new program within DWM, including rulemaking and the registration process. The latest updates on the development of the new program and the status of rulemaking can be



found in the quarterly reports submitted to the General Assembly beginning December 1, 2023, and also on the program's webpage.

DWM published proposed rules for the program in the N.C. Register for public comment from October 15 to December 16, 2024, and held a public hearing on November 7, 2024. DWM also published the proposed rules and regulatory impact analysis on the DEQ Proposed Rule website and the DWM Program website during the comment period and provided notice to interested parties of the comment period via email on October 14, 2024.

DWM is also working with the Department of Information Technology to develop an all-in-one electronic/online platform solution for the registration form and review process, the database for site inventory, invoicing and payment of the registration fee, and the five-year registration updates. The platform should allow project owners to create an account online where they can do the following:

- register all of their utility-scale solar projects,
- upload copies of decommissioning plans and financial assurance mechanism documents, as applicable, and
- view and pay invoices for the registration fee.

## **Appendix A**

**Brownfield Agreements Finalized Between January 1, 2024 through December 31, 2024.**

Brownfields Agreements Finalized Between  
January 1, 2024 and December 31, 2024

	Site Name	City	County	Acreage
1	PCS Nitrogen	Wilmington	New Hanover	80.31
2	Cook Body	Charlotte	Mecklenburg	7.03
3	Lake Wheeler Assemblage	Raleigh	Wake	7.52
4	Chapel Hill Police Dept	Chapel Hill	Orange	10.24
5	George Fern Co	Charlotte	Mecklenburg	9.6
6	Rhyne Road Assemblage	Charlotte	Mecklenburg	98.11
7	Beaty's Bindery	Charlotte	Mecklenburg	2.29
8	Brown School	Winston-Salem	Forsyth	4.46
9	Sawmill Hollow	Burnsville	Yancey	3.86
10	House of Threads II	Charlotte	Mecklenburg	3.58
11	West Morehead II	Charlotte	Mecklenburg	4.68
12	Seven Up Bottling Co	Raleigh	Wake	4.9
13	Clanton Road	Charlotte	Mecklenburg	7.21
14	Scarlett's 66	Charlotte	Mecklenburg	0.34
15	Nu Brite Cleaners	Kannapolis	Cabarrus	0.85
16	Doggett Street	Charlotte	Mecklenburg	2.44
17	W. Martin & S. Dawson Street	Raleigh	Wake	1.22
18	Dynatech II	Charlotte	Mecklenburg	8.8
19	6500 Chapel Hill Road	Raleigh	Wake	8.13
20	Dynatech IV	Charlotte	Mecklenburg	4.38
21	Uzzle Cadillac	Durham	Durham	6.5
22	Downtown South-Penmarc	Raleigh	Wake	45.29
23	WWAY	Wilmington	New Hanover	1.7
24	Pinnacle Storage	Boone	Watauga	3.25
25	Wrights Executive Sales II	Durham	Durham	2.23
26	N Mangum St II	Durham	Durham	1.49
27	Imperial Mills	Belmont	Gaston	23
28	Lee's Truck Stop	Charlotte	Mecklenburg	1.97
29	West Lewis Street	Greensboro	Guilford	1.38
30	Assistance League	Charlotte	Mecklenburg	3
31	Mock Judson Mill	Greensboro	Guilford	8.67
32	Eno Industrial Park	Durham	Durham	160.73
33	Leonard Oil Plant (RFR)	Winston-Salem	Forsyth	1.09
34	National Welders (Amendment)	Charlotte	Mecklenburg	0
35	Wetsig (Amendment)	Wilmington	New Hanover	0
			<b>Total Acreage:</b>	530.25

Note: 19 draft brownfields agreements were with their respective prospective developers for review at the close of the reporting period.

## **Appendix B**

### **Sites with Dry-Cleaning Solvent Contamination by County and City and Sites Certified into the DSCA Program by County and City**

**Sites with Dry-Cleaning Solvent Contamination by County and City and Sites Certified into the DSCA Program by County and City (Certified Sites are bold, Site Status definitions follow.)**

COUNTY	CITY	ID	NAME	ADDRESS			STATUS	JURISDICTION
<b>Alamance (15)</b>	Burlington	10002	Workman Property	1361	Church	St		IHSB
	Burlington	<b>10003</b>	<b>A Cleaner World</b>	<b>2781</b>	<b>Church</b>	<b>St</b>	<b>Monitoring</b>	<b>DSCA</b>
	Burlington	<b>10004</b>	<b>RE Boone Cleaners</b>	<b>306</b>	<b>Main</b>	<b>St</b>	<b>Assessment</b>	<b>DSCA</b>
	Burlington	<b>10006</b>	<b>McPherson Cleaners</b>	<b>2469</b>	<b>Church</b>	<b>St</b>	<b>NFA</b>	<b>DSCA</b>
	Burlington	<b>10008</b>	<b>Norge Laundry &amp; Cleaning Village</b>	<b>2102</b>	<b>Webb</b>	<b>Ave</b>	<b>Monitoring</b>	<b>DSCA</b>
	Burlington	<b>10009</b>	<b>Boston Cleaners</b>	<b>2182</b>	<b>Church</b>	<b>St</b>	<b>Monitoring</b>	<b>DSCA</b>
	Burlington	<b>10010</b>	<b>Regal Cleaners</b>	<b>1603</b>	<b>Church</b>	<b>St</b>	<b>NFA</b>	<b>DSCA</b>
	Burlington	<b>10011</b>	<b>Westbrook Cleaners</b>	<b>1030</b>	<b>Williamson</b>	<b>Ave</b>	<b>NFA</b>	<b>DSCA</b>
	Burlington	<b>10012</b>	<b>Boston Cleaners</b>	<b>1902</b>	<b>Webb</b>	<b>Ave</b>	<b>Assessment</b>	<b>DSCA</b>
	Burlington	<b>10013</b>	<b>One Hour Klean</b>	<b>1785</b>	<b>Webb</b>	<b>Ave</b>	<b>Monitoring</b>	<b>DSCA</b>
	Burlington	10014	Fifth Street Cleaners	232	Fifth	St		IHSB
	Burlington	<b>10015</b>	<b>Professional Klean</b>	<b>918</b>	<b>Church</b>	<b>St</b>	<b>Assessment</b>	<b>DSCA</b>
	Graham	<b>10001</b>	<b>Harden Cleaners</b>	<b>220</b>	<b>Harden</b>	<b>St</b>	<b>NFA</b>	<b>DSCA</b>
	Graham	<b>10005</b>	<b>Impressive Cleaners</b>	<b>226</b>	<b>Harden</b>	<b>St</b>	<b>Monitoring</b>	<b>DSCA</b>
	Mebane	<b>10016</b>	<b>Mebane Laundry and Dry Cleaners</b>	<b>308</b>	<b>Clay</b>	<b>St</b>	<b>Certified</b>	<b>DSCA</b>
<b>Bertie (1)</b>	Windsor	<b>80001</b>	<b>Williford Cleaners</b>	<b>108</b>	<b>Sterlingworth</b>	<b>St</b>	<b>Assessment</b>	<b>DSCA</b>
<b>Brunswick (2)</b>	Calabash	<b>100002</b>	<b>Love Cleaners, Inc.</b>	<b>9956</b>	<b>Beach</b>	<b>Dr</b>	<b>NFA</b>	<b>DSCA</b>
	Southport	<b>100001</b>	<b>Towngate Cleaners</b>	<b>715</b>	<b>Howe</b>	<b>St</b>	<b>Assessment</b>	<b>DSCA</b>
<b>Buncombe (16)</b>	Asheville	<b>110001</b>	<b>Swannanoa Laundry</b>	<b>22</b>	<b>Church</b>	<b>St</b>	<b>Assessment</b>	<b>DSCA</b>
	Asheville	<b>110003</b>	<b>Swannanoa Cleaners</b>	<b>916</b>	<b>Tunnel</b>	<b>Rd</b>	<b>Assessment</b>	<b>DSCA</b>

Brownfields Agreements Finalized Between  
January 1, 2024 and December 31, 2024

	Site Name	City	County	Acreage
1	PCS Nitrogen	Wilmington	New Hanover	80.31
2	Cook Body	Charlotte	Mecklenburg	7.03
3	Lake Wheeler Assemblage	Raleigh	Wake	7.52
4	Chapel Hill Police Dept	Chapel Hill	Orange	10.24
5	George Fern Co	Charlotte	Mecklenburg	9.6
6	Rhyne Road Assemblage	Charlotte	Mecklenburg	98.11
7	Beaty's Bindery	Charlotte	Mecklenburg	2.29
8	Brown School	Winston-Salem	Forsyth	4.46
9	Sawmill Hollow	Burnsville	Yancey	3.86
10	House of Threads II	Charlotte	Mecklenburg	3.58
11	West Morehead II	Charlotte	Mecklenburg	4.68
12	Seven Up Bottling Co	Raleigh	Wake	4.9
13	Clanton Road	Charlotte	Mecklenburg	7.21
14	Scarlett's 66	Charlotte	Mecklenburg	0.34
15	Nu Brite Cleaners	Kannapolis	Cabarrus	0.85
16	Doggett Street	Charlotte	Mecklenburg	2.44
17	W. Martin & S. Dawson Street	Raleigh	Wake	1.22
18	Dynatech II	Charlotte	Mecklenburg	8.8
19	6500 Chapel Hill Road	Raleigh	Wake	8.13
20	Dynatech IV	Charlotte	Mecklenburg	4.38
21	Uzzle Cadillac	Durham	Durham	6.5
22	Downtown South-Penmarc	Raleigh	Wake	45.29
23	WWAY	Wilmington	New Hanover	1.7
24	Pinnacle Storage	Boone	Watauga	3.25
25	Wrights Executive Sales II	Durham	Durham	2.23
26	N Mangum St II	Durham	Durham	1.49
27	Imperial Mills	Belmont	Gaston	23
28	Lee's Truck Stop	Charlotte	Mecklenburg	1.97
29	West Lewis Street	Greensboro	Guilford	1.38
30	Assistance League	Charlotte	Mecklenburg	3
31	Mock Judson Mill	Greensboro	Guilford	8.67
32	Eno Industrial Park	Durham	Durham	160.73
33	Leonard Oil Plant (RFR)	Winston-Salem	Forsyth	1.09
34	National Welders (Amendment)	Charlotte	Mecklenburg	0
35	Wetsig (Amendment)	Wilmington	New Hanover	0
			<b>Total Acreage:</b>	530.25

Note: 19 draft brownfields agreements were with their respective prospective developers for review at the close of the reporting period.

**Sites with Dry-Cleaning Solvent Contamination by County and City and Sites Certified into the DSCA Program by County and City (Certified Sites are bold, Site Status definitions follow.)**

COUNTY	CITY	ID	NAME	ADDRESS			STATUS	JURISDICTION
<b>Alamance (15)</b>	Burlington	10002	Workman Property	1361	Church	St		IHSB
	Burlington	<b>10003</b>	<b>A Cleaner World</b>	<b>2781</b>	<b>Church</b>	<b>St</b>	<b>Monitoring</b>	<b>DSCA</b>
	Burlington	<b>10004</b>	<b>RE Boone Cleaners</b>	<b>306</b>	<b>Main</b>	<b>St</b>	<b>Assessment</b>	<b>DSCA</b>
	Burlington	<b>10006</b>	<b>McPherson Cleaners</b>	<b>2469</b>	<b>Church</b>	<b>St</b>	<b>NFA</b>	<b>DSCA</b>
	Burlington	<b>10008</b>	<b>Norge Laundry &amp; Cleaning Village</b>	<b>2102</b>	<b>Webb</b>	<b>Ave</b>	<b>Monitoring</b>	<b>DSCA</b>
	Burlington	<b>10009</b>	<b>Boston Cleaners</b>	<b>2182</b>	<b>Church</b>	<b>St</b>	<b>Monitoring</b>	<b>DSCA</b>
	Burlington	<b>10010</b>	<b>Regal Cleaners</b>	<b>1603</b>	<b>Church</b>	<b>St</b>	<b>NFA</b>	<b>DSCA</b>
	Burlington	<b>10011</b>	<b>Westbrook Cleaners</b>	<b>1030</b>	<b>Williamson</b>	<b>Ave</b>	<b>NFA</b>	<b>DSCA</b>
	Burlington	<b>10012</b>	<b>Boston Cleaners</b>	<b>1902</b>	<b>Webb</b>	<b>Ave</b>	<b>Assessment</b>	<b>DSCA</b>
	Burlington	<b>10013</b>	<b>One Hour Klean</b>	<b>1785</b>	<b>Webb</b>	<b>Ave</b>	<b>Monitoring</b>	<b>DSCA</b>
	Burlington	10014	Fifth Street Cleaners	232	Fifth	St		IHSB
	Burlington	<b>10015</b>	<b>Professional Klean</b>	<b>918</b>	<b>Church</b>	<b>St</b>	<b>Assessment</b>	<b>DSCA</b>
	Graham	<b>10001</b>	<b>Harden Cleaners</b>	<b>220</b>	<b>Harden</b>	<b>St</b>	<b>NFA</b>	<b>DSCA</b>
	Graham	<b>10005</b>	<b>Impressive Cleaners</b>	<b>226</b>	<b>Harden</b>	<b>St</b>	<b>Monitoring</b>	<b>DSCA</b>
	Mebane	<b>10016</b>	<b>Mebane Laundry and Dry Cleaners</b>	<b>308</b>	<b>Clay</b>	<b>St</b>	<b>Certified</b>	<b>DSCA</b>
<b>Bertie (1)</b>	Windsor	<b>80001</b>	<b>Williford Cleaners</b>	<b>108</b>	<b>Sterlingworth</b>	<b>St</b>	<b>Assessment</b>	<b>DSCA</b>
<b>Brunswick (2)</b>	Calabash	<b>100002</b>	<b>Love Cleaners, Inc.</b>	<b>9956</b>	<b>Beach</b>	<b>Dr</b>	<b>NFA</b>	<b>DSCA</b>
	Southport	<b>100001</b>	<b>Towngate Cleaners</b>	<b>715</b>	<b>Howe</b>	<b>St</b>	<b>Assessment</b>	<b>DSCA</b>
<b>Buncombe (16)</b>	Asheville	<b>110001</b>	<b>Swannanoa Laundry</b>	<b>22</b>	<b>Church</b>	<b>St</b>	<b>Assessment</b>	<b>DSCA</b>
	Asheville	<b>110003</b>	<b>Swannanoa Cleaners</b>	<b>916</b>	<b>Tunnel</b>	<b>Rd</b>	<b>Assessment</b>	<b>DSCA</b>

	Asheville	110004	Swannanoa Cleaners	712	Merrimon	Ave	Monitoring	DSCA
	Asheville	110005	Nu-Way Cleaners	167	Patton	Ave	Assessment	DSCA
	Asheville	110006	Blue Ridge Cleaners	1378	Hendersonville	Rd	NFA	DSCA
	Asheville	110007	Swananoa Cleaners	1336	Patton	Ave	NFA	DSCA
	Asheville	110008	Crisp One Hour Cleaners	121	Biltmore	Ave	Assessment	DSCA
	Asheville	110009	Hour Glass Cleaners	85	Tunnel	Rd	Assessment	DSCA
	Asheville	110010	Norge Laundry & Cleaning Village	713	Merrimon	Ave	Assessment	DSCA
	Asheville	110011	Bon Ton Cleaners & Laundry	650	Haywood	Rd	Assessment	DSCA
	Asheville	110012	Mayflower Cleaners	732	Haywood	Rd	Assessment	DSCA
	Asheville	110014	Thru-Out Cleaning & Pressing	2	London	Rd	Assessment	DSCA
	Asheville	110015	Specialty Cleaners	246	Tunnel	Rd	Assessment	DSCA
	Asheville	110016	One Hour Martinizing	144	Tunnel	Rd	Assessment	DSCA
	Black Mountain	110017	Hour Glass Cleaners	130	State	St	Assessment	DSCA
	Weaverville	110002	Quorum Knitting	115	Reems Creek	Rd		IHSB
<b>Burke (3)</b>	Morganton	120001	Ferree Cleaners	406	Sterling	St	Assessment	DSCA
	Morganton	120002	Jordan's Cleaners	302	College	St	Assessment	DSCA
	Morganton	120003	Superior Cleaners	242	Fleming	Dr	Assessment	DSCA
<b>Cabarrus (3)</b>	Concord	130001	Fuller Supply Company	191	Crowell	Dr	Assessment	DSCA
	Concord	130002	Caldwell Cleaners	800	Church	St	Assessment	DSCA
	Kannapolis	130003	Jay's One-hour Cleaners	1803	Main	St	Petitioned	DSCA
<b>Caldwell (2)</b>	Lenoir	140001	Jordan Cleaners	220	Morganton	Bldv	NFA	DSCA
	Lenoir	140002	Barlowe Laundry	325	Harper	Ave	Petitioned	DSCA
<b>Carteret (2)</b>	Morehead City	160001	Coastal Dry Cleaners	3000	Arendell	St	NFA	DSCA
	Morehead City	160002	Sunshine Cleaners	1612	Bridges	St	NFA	DSCA



<b>Catawba (3)</b>	Conover	<b>180001</b>	<b>Conover Cleaners</b>	<b>430</b>	Conover	Blvd	Assessment	DSCA
	Hickory	<b>180002</b>	<b>One Hour Cleaners</b>	<b>1925</b>	12th	Ave	Assessment	DSCA
	Hickory	<b>180003</b>	<b>A Cleaner World #107</b>	<b>1009</b>	2nd	St	Assessment	DSCA
<b>Chatham (2)</b>	Chapel Hill	<b>190001</b>	<b>Cole Park Cleaners</b>	<b>11552</b>	US Highway 15 501		NFA	DSCA
	Siler City	<b>190002</b>	<b>Chatham Cleaners and Laundrette</b>	<b>401</b>	Third	St	Assessment	DSCA
<b>Cherokee (1)</b>	Murphy	<b>200001</b>	<b>Zip Zap Cleaners</b>	<b>110</b>	Valley River	Ave	Assessment	DSCA
<b>Cleveland (5)</b>	Shelby	<b>230001</b>	<b>Folks Dry Cleaners</b>	<b>1165</b>	Marion	St	NFA	DSCA
	Shelby	<b>230002</b>	<b>Folk's Cleaners</b>	<b>200</b>	Marion	St	Assessment	DSCA
	Shelby	<b>230003</b>	<b>Bills One Hour Cleaners</b>	<b>410</b>	Lafayette	St	Assessment	DSCA
	Shelby	<b>230004</b>	<b>One Hour Martinizing</b>	<b>300</b>	Marion	St	Monitoring	DSCA
	Shelby	<b>230005</b>	<b>Boulevard Cleaners</b>	<b>1510</b>	Dixon	Blvd	Assessment	DSCA
<b>Craven (2)</b>	New Bern	<b>250001</b>	<b>Carriage House Cleaners</b>	<b>422</b>	Pollock	St	Monitoring	DSCA
	New Bern	<b>250002</b>	<b>Glam-O-Rama Cleaners and Laundromat</b>	<b>715</b>	Degrafenreid	Ave	Assessment	DSCA
<b>Cumberland (21)</b>	Fayetteville	<b>260001</b>	<b>Mayflower Laundry And Dry Cleaning</b>	<b>512</b>	Russell	St	NFA	DSCA
	Fayetteville	<b>260002</b>	<b>Easy Wash Dry Cleaners</b>	<b>5308</b>	Bragg	Blvd	Monitoring	DSCA
	Fayetteville	<b>260003</b>	<b>Smitty's Dry Cleaners</b>	<b>3060</b>	Owen	Dr	Monitoring	DSCA
	Fayetteville	<b>260004</b>	<b>Kore-o-mat Laundromat</b>	<b>3311</b>	Bragg	Blvd	Assessment	DSCA
	Fayetteville	<b>260005</b>	<b>Davis Cleaners</b>	<b>1672</b>	Owen	Dr	NFA	DSCA
	Fayetteville	<b>260006</b>	<b>One Hour Koretizing Cleaners</b>	<b>4924</b>	Raeford	Rd	Monitoring	DSCA
	Fayetteville	<b>260007</b>	<b>Parker Cleaners</b>	<b>4950</b>	Bragg	Blvd	Assessment	DSCA
	Fayetteville	<b>260008</b>	<b>Verne's Cleaners</b>	<b>6341</b>	Bragg	Blvd	NFA	DSCA
	Fayetteville	<b>260010</b>	<b>Highland Cleaners</b>	<b>2609</b>	Raeford	Rd	Assessment	DSCA
	Fayetteville	260012	Hamont Cleaners	5228	Bragg	Blvd		IHSB
	Fayetteville	260013	A&H Cleaners	4515	Bragg	Blvd		IHSB

	Fayetteville	260014	Scotty Cleaners	244	Robeson	St	NFA	DSCA
	Fayetteville	260015	Glam-O-Rama	5701	Yadkin	Rd	Assessment	DSCA
	Fayetteville	260016	Prestige Cleaners	3120	Raeford	Rd	Assessment	DSCA
	Fayetteville	260018	One Hour Cleaners	1303	Fort Bragg	Rd	Assessment	DSCA
	Fayetteville	260020	Norge Laundry and Dry Cleaning	818	Elm	St	Assessment	DSCA
	Fayetteville	260021	Smitty's Cleaners	812	Elm	St	Assessment	DSCA
	Fayetteville	260022	Washy Washy Washy	846	Elm	St	Assessment	DSCA
	Fayetteville	260023	One Hour Koretizing	2911	Bragg Blvd		Assessment	DSCA
	Fayetteville	260024	Eutaw Washerette	2714	Bragg	Blvd	Assessment	DSCA
	Spring Lake	260009	Crown Cleaners	115	Main	St	On Hold	DSCA
<b>Dare (3)</b>	Manteo	280001	Ange Speed Wash	118	HWY 64/264		Assessment	DSCA
	Manteo	280002	Outer Banks Cleaners	412	HWY 64/264		On Hold	DSCA
	Southern Shores	280003	Outer Banks Cleaners, Inc.	5593	Croatan	Hwy	NFA	DSCA
<b>Davidson (6)</b>	Lexington	290001	Country Club Cleaners	972	Main	St	Assessment	DSCA
	Lexington	290004	J&J Cleaners	5901	Old US HIGHWAY 52			UST
	Lexington	290005	J & J Dry Cleaner	9	Plaza	Pkwy	Assessment	DSCA
	Lexington	290007	Leonard Cleaners	406	Center	St	Assessment	DSCA
	Thomasville	290002	Young's Cleaners	501	Randolph	St	Assessment	DSCA
	Welcome	290006	J&J Dry Clean and Laundry	5891	Old US Highway 52		Assessment	DSCA
<b>Davie (3)</b>	Advance	300002	K&R Cleaners	5289	US HIGHWAY 158		NFA	DSCA
	Advance	300003	Village Cleaners	110	Commerce	Pl	Assessment	DSCA
	Mocksville	300001	Fallies Dry Cleaning	899	Main	St		IHSB
<b>Durham (39)</b>	Chapel Hill	320016	Carolina Cleaners	2214	Nelson	Hwy	NFA	DSCA
	Chapel Hill	320041	Perfect Image Cleaners	6118	Farrington Point	Rd	Assessment	DSCA

	Durham	320001	One Hour Koretizing	4404	Roxboro	St	Monitoring	DSCA
	Durham	320002	Plants Unlimited	3535	Hillsborough	Rd	Assessment	DSCA
	Durham	320003	Triangle Laundromat & Cleaners	4871	NC 55	Hwy	Assessment	DSCA
	Durham	320004	Eakes Cleaners	827	Morgan	St		IHSB
	Durham	320005	American Dry Cleaners	4711	Hope Valley	Rd	NFA	DSCA
	Durham	320006	American Drycleaners	700	Mallard	Ave		IHSB
	Durham	320007	Model Laundry	1005	Holloway	St	Assessment	DSCA
	Durham	320008	W.P. Ballard	639	Junction	Rd	Monitoring	DSCA
	Durham	320009	TNT Cleaners	5308	Roxboro	St	Monitoring	DSCA
	Durham	320010	Weavers Cleaners	1212	Fayetteville	St	Monitoring	DSCA
	Durham	320011	Scott And Roberts Dry Cleaners	733	Foster	St	Assessment	DSCA
	Durham	320012	Shannon Dry Cleaning and Laundromat	3710	Shannon	Rd	NFA	DSCA
	Durham	320013	One Hour Martinizing	1103	Club	Blvd	Assessment	DSCA
	Durham	320014	Hollywood Cleaners	3823	Guess	Rd	Assessment	DSCA
	Durham	320015	Durham Dry Cleaners	2526	Erwin	Rd	Monitoring	DSCA
	Durham	320017	Rambo Cleaners	4306	Roxboro	St	Assessment	DSCA
	Durham	320018	H & S Cleaners	105	NC Highway 54		Assessment	DSCA
	Durham	320019	New Method Laundry & Dry Cleaners	1201	Chapel Hill	St	Assessment	DSCA
	Durham	320020	White Star Laundry and Cleaners	637	Broad	St	NFA	DSCA
	Durham	320021	A Cleaner World # 203	5700	Fayetteville	Rd	Assessment	DSCA
	Durham	320022	H & S Cleaners	4015	University	Dr	Assessment	DSCA
	Durham	320023	Regency Cleaners	3912	University	Dr	Assessment	DSCA
	Durham	320024	White Star Cleaners	904	9th	St	Assessment	DSCA
	Durham	320026	Durham Dry Cleaners	810	Peabody	St	Monitoring	DSCA

	Durham	320027	Model Laundry and Cleaners	808	Washington	St	NFA	DSCA
	Durham	320028	Model Cleaners and Laundry	1910	Chapel Hill	Rd	Assessment	DSCA
	Durham	320029	One Hour Koretizing Laundry	1016	Main	St	Monitoring	DSCA
	Durham	320030	New Method Laundry and Dry Cleaners	400	Cleveland	St	Assessment	DSCA
	Durham	320031	Bernard's Formalwear	734	9TH	St	Assessment	DSCA
	Durham	320032	D W Dry Cleaners	314	Driver	St	Assessment	DSCA
	Durham	320034	Sunshine Cleaners	3300	Guess	Rd	Assessment	DSCA
	Durham	320035	Indigo Montessori School	1101	Main	St		Fed Remediation
	Durham	320036	Boykin and Roberts Dry Cleaners	2510	Fayetteville	St	Assessment	DSCA
	Durham	320037	Classic Cleaners	5300	Roxboro	St		IHSB
	Durham	320038	White Star Laundry and Cleaners	610	Lakeland	St	Assessment	DSCA
	Durham	320039	Triangle Laundry and Cleaners	3117	Guess	Rd	Assessment	DSCA
	Durham	320040	Eakes Cleaners	229	Gregson	St	Assessment	DSCA
<b>Edgecombe (5)</b>	Rocky Mount	330002	Thorne's Dry Cleaners	502	Rose	St	NFA	DSCA
	Rocky Mount	330003	Prestige Cleaners	620	Thomas	St	Assessment	DSCA
	Rocky Mount	330006	Quality Laundry & Cleaners	242	Tarboro	St	NFA	DSCA
	Rocky Mount	330007	Rocky Mount Laundry and Dry Cleaners	219	Washington	St	Assessment	DSCA
	Tarboro	330005	Deluxe Cleaners	2223	Main	St	Monitoring	DSCA
<b>Forsyth (38)</b>	Clemmons	340042	Village Cleaners	2600	Lewisville Clemmons	Rd	Assessment	DSCA
	Kernersville	340004	Hooker Furniture	210	Main	St		IHSB
	Kernersville	340007	Camelot Cleaners	820	Main	St	Assessment	DSCA
	Kernersville	340021	Modern Cleaners	211	Main	St	Interim Action	DSCA
	Kernersville	340022	Warren Cleaners	129	Church	Ln	Assessment	DSCA
	Kernersville	340031	A Cleaner World #175	611	Main	St	NFA	DSCA

	Winston Salem	<b>340002</b>	<b>Shores Cleaners</b>	<b>692</b>	<b>Hanes Mall</b>	<b>Blvd</b>	<b>NFA</b>	<b>DSCA</b>
	Winston Salem	340003	Rodem Cleaners	1221	Academy	St		IHSB
	Winston Salem	<b>340005</b>	<b>\$2.75 Cleaners</b>	<b>1322</b>	<b>Hawthorne</b>	<b>Rd</b>	<b>Monitoring</b>	<b>DSCA</b>
	Winston Salem	340006	Young Cleaners	4309	Liberty	St		IHSB
	Winston Salem	<b>340008</b>	<b>Hour Glass Cleaners</b>	<b>5955</b>	<b>University</b>	<b>Pkwy</b>	<b>Assessment</b>	<b>DSCA</b>
	Winston Salem	<b>340009</b>	<b>Smith Dry Cleaners</b>	<b>310</b>	<b>Martin Luther King Jr</b>	<b>Dr</b>	<b>Monitoring</b>	<b>DSCA</b>
	Winston Salem	<b>340011</b>	<b>Camelot Cleaners</b>	<b>1218</b>	<b>Waughtown</b>	<b>St</b>	<b>Assessment</b>	<b>DSCA</b>
	Winston Salem	<b>340012</b>	<b>A Cleaner World</b>	<b>3251</b>	<b>Healy</b>	<b>Dr</b>	<b>Assessment</b>	<b>DSCA</b>
	Winston Salem	<b>340013</b>	<b>A Cleaner World #161</b>	<b>101</b>	<b>Peacehaven</b>	<b>Rd</b>	<b>NFA</b>	<b>DSCA</b>
	Winston Salem	<b>340014</b>	<b>Camel City Cleaners</b>	<b>2808</b>	<b>Reynolda</b>	<b>Rd</b>	<b>Assessment</b>	<b>DSCA</b>
	Winston Salem	<b>340015</b>	<b>Camel City Laundry</b>	<b>501</b>	<b>3rd</b>	<b>St</b>	<b>Assessment</b>	<b>DSCA</b>
	Winston Salem	<b>340016</b>	<b>\$2.50 Krystal Cleaners</b>	<b>357</b>	<b>Jonestown</b>	<b>Rd</b>	<b>NFA</b>	<b>DSCA</b>
	Winston Salem	<b>340017</b>	<b>Trade Street Cleaners</b>	<b>426</b>	<b>Trade</b>	<b>St</b>	<b>Monitoring</b>	<b>DSCA</b>
	Winston Salem	<b>340018</b>	<b>U.S. \$2.09 Cleaners</b>	<b>3915</b>	<b>Country Club</b>	<b>Rd</b>	<b>Monitoring</b>	<b>DSCA</b>
	Winston Salem	<b>340020</b>	<b>XL Cleaners</b>	<b>3001</b>	<b>Unviversity</b>	<b>Pkwy</b>	<b>NFA</b>	<b>DSCA</b>
	Winston Salem	<b>340024</b>	<b>Sunshine Cleaners</b>	<b>5013</b>	<b>Country Club</b>	<b>Rd</b>	<b>Interim Action</b>	<b>DSCA</b>
	Winston Salem	<b>340027</b>	<b>Davis-Frye Cleaners</b>	<b>704</b>	<b>Waughtown</b>	<b>St</b>	<b>Monitoring</b>	<b>DSCA</b>
	Winston Salem	<b>340028</b>	<b>One Hour Martinizing</b>	<b>4332</b>	<b>Old Walkertown</b>	<b>Rd</b>	<b>Interim Action</b>	<b>DSCA</b>
	Winston Salem	<b>340029</b>	<b>One Hour Martinizing</b>	<b>4001</b>	<b>Country Club</b>	<b>Rd</b>	<b>Assessment</b>	<b>DSCA</b>
	Winston Salem	<b>340032</b>	<b>Club Haven Cleaners</b>	<b>5013</b>	<b>Country Club</b>	<b>Rd</b>	<b>Interim Action</b>	<b>DSCA</b>
	Winston Salem	<b>340033</b>	<b>Jarrard's Self Sevice Laundry</b>	<b>807</b>	<b>Marshall</b>	<b>St</b>	<b>Assessment</b>	<b>DSCA</b>
	Winston Salem	<b>340034</b>	<b>Camel City Dry Cleaners</b>	<b>285</b>	<b>Stratford</b>	<b>Rd</b>	<b>Assessment</b>	<b>DSCA</b>
	Winston Salem	<b>340035</b>	<b>\$2.50 Cleaners</b>	<b>3604</b>	<b>Reynolda</b>	<b>Rd</b>	<b>NFA</b>	<b>DSCA</b>
	Winston Salem	<b>340037</b>	<b>South Fork Cleaners</b>	<b>3900</b>	<b>Country Club</b>	<b>Rd</b>	<b>Assessment</b>	<b>DSCA</b>

	Winston Salem	340038	Bee Cleaners	5395	Shattalon	Dr	NFA	DSCA
	Winston Salem	340039	NS Farrington & Co	2355	Farrington Point	Dr	Assessment	DSCA
	Winston Salem	340040	The Cleaners	200	Jonestown	Rd	Assessment	DSCA
	Winston Salem	340041	A Cleaner World #150	3735	Peters Creek	Pkwy	Monitoring	DSCA
	Winston Salem	340043	One Hour Martinizing	3520	Yadkinville	Rd	Assessment	DSCA
	Winston Salem	340044	Winston Steam Laundry	1102	Ivy	Ave	Investigation	DSCA
	Winston Salem	340045	Quality Dry Cleaners	3025	Waughtown	St	Assessment	DSCA
	Winston Salem	340046	N.S. Farrington & Co.	1701	Lomond	St	Assessment	DSCA
<b>Franklin (1)</b>	Louisburg	350001	401 Cleaners	608	Bickett	Blvd	Assessment	DSCA
<b>Gaston (8)</b>	Belmont	360001	Untz Drycleaners	514	Woodlawn	Ave		NPL
	Belmont	360005	Prestown Cleaners & Laundry	91	McAdenville	Rd	Assessment	DSCA
	Belmont	360008	Belmont Dry Cleaners	111	Main Street		Assessment	DSCA
	Gastonia	360002	Carsons Drycleaners	401	Chester	St		Brownfields
	Gastonia	360003	Deluxe Cleaners	2529	Franklin	Blvd	Assessment	DSCA
	Gastonia	360004	Union Road Cleaners	2210	Union	Rd	NFA	DSCA
	Gastonia	360006	One Hour Martinizing	143	Franklin	Blvd	Monitoring	DSCA
	Gastonia	360007	Carson Cleaners	1328	Franklin	Blvd	Assessment	DSCA
<b>Granville (1)</b>	Oxford	390001	Oxford Dry Cleaners	700	Hillsboro	St		UST
<b>Guilford (59)</b>	Greensboro	410001	Cleaner Image	4711	Lawndale	Dr	NFA	DSCA
	Greensboro	410002	Cinderella Cleaners	2043	Martin Luther King Jr	Dr	NFA	DSCA
	Greensboro	410003	U.S. \$1.75 Cleaners	2900	Randleman	Rd	NFA	DSCA
	Greensboro	410004	Columbia Laundry Corp	2507	Battleground	Ave		IHSB
	Greensboro	410007	Master Kleen	5320	Liberty	Rd	NFA	DSCA
	Greensboro	410009	Everhart Dry Cleaners	1000	Summit	Ave	Assessment	DSCA

	Greensboro	410010	Glam-o-rama	719	Market	St		IHSB
	Greensboro	410011	O Henry Cleaners	3210	Summit	Ave		IHSB
	Greensboro	<b>410014</b>	<b>Master Kleen Cleaners</b>	<b>3402</b>	<b>Gate City</b>	<b>Blvd</b>	<b>Monitoring</b>	<b>DSCA</b>
	Greensboro	<b>410015</b>	<b>Quality Cleaners</b>	<b>4117</b>	<b>Spring Garden</b>	<b>St</b>	<b>Assessment</b>	<b>DSCA</b>
	Greensboro	<b>410017</b>	<b>Premier Cleaners</b>	<b>513</b>	<b>Summit</b>	<b>Ave</b>	<b>Monitoring</b>	<b>DSCA</b>
	Greensboro	<b>410018</b>	<b>Dry Clean America</b>	<b>403</b>	<b>Meadowview</b>	<b>Rd</b>	<b>Assessment</b>	<b>DSCA</b>
	Greensboro	<b>410019</b>	<b>Burnetts Cleaner And Laundry</b>	<b>1932</b>	<b>Market</b>	<b>St</b>	<b>Monitoring</b>	<b>DSCA</b>
	Greensboro	<b>410022</b>	<b>Fordhams Cleaners</b>	<b>1900</b>	<b>Spring Garden</b>	<b>St</b>	<b>Assessment</b>	<b>DSCA</b>
	Greensboro	<b>410023</b>	<b>A Cleaner City</b>	<b>2804</b>	<b>Battleground</b>	<b>Ave</b>	<b>Assessment</b>	<b>DSCA</b>
	Greensboro	<b>410024</b>	<b>A Cleaner World #162</b>	<b>4506</b>	<b>High Point</b>	<b>Rd</b>	<b>Assessment</b>	<b>DSCA</b>
	Greensboro	<b>410026</b>	<b>A Cleaner World #168</b>	<b>1949</b>	<b>Battleground</b>	<b>Ave</b>	<b>Assessment</b>	<b>DSCA</b>
	Greensboro	<b>410028</b>	<b>Columbia Laundry</b>	<b>920</b>	<b>Bessemer</b>	<b>Ave</b>	<b>NFA</b>	<b>DSCA</b>
	Greensboro	<b>410029</b>	<b>Presto Cleaners</b>	<b>4625</b>	<b>High Point</b>	<b>Rd</b>	<b>NFA</b>	<b>DSCA</b>
	Greensboro	<b>410033</b>	<b>A Cleaner World #182</b>	<b>531</b>	<b>College</b>	<b>Rd</b>	<b>Assessment</b>	<b>DSCA</b>
	Greensboro	<b>410034</b>	<b>Village Laundry</b>	<b>707</b>	<b>College</b>	<b>Rd</b>	<b>Assessment</b>	<b>DSCA</b>
	Greensboro	<b>410035</b>	<b>The Cleaners</b>	<b>829</b>	<b>Lee</b>	<b>St</b>	<b>Monitoring</b>	<b>DSCA</b>
	Greensboro	<b>410038</b>	<b>Phoenix Supply Company</b>	<b>2701</b>	<b>Branchwood</b>	<b>Dr</b>	<b>Monitoring</b>	<b>DSCA</b>
	Greensboro	410039	One Hour Martinizing	2519	High Point	Rd		IHSB
	Greensboro	<b>410040</b>	<b>Yong's Cleaners</b>	<b>1901</b>	<b>Westridge</b>	<b>Rd</b>	<b>NFA</b>	<b>DSCA</b>
	Greensboro	<b>410041</b>	<b>New Era Cleaners</b>	<b>2840</b>	<b>Randleman</b>	<b>Rd</b>	<b>Assessment</b>	<b>DSCA</b>
	Greensboro	<b>410042</b>	<b>Model Laundry of Greensboro</b>	<b>1600</b>	<b>Gate City</b>	<b>Blvd</b>	<b>NFA</b>	<b>DSCA</b>
	Greensboro	<b>410044</b>	<b>Blue Bird Cleaners</b>	<b>3134</b>	<b>Kathleen</b>	<b>Ave</b>	<b>Closure</b>	<b>DSCA</b>
	Greensboro	<b>410045</b>	<b>Crystal Cleaners</b>	<b>2943</b>	<b>Battleground</b>	<b>Ave</b>	<b>Assessment</b>	<b>DSCA</b>
	Greensboro	<b>410046</b>	<b>A Cleaner World #184</b>	<b>2282</b>	<b>Golden Gate</b>	<b>Dr</b>	<b>Closure</b>	<b>DSCA</b>



	Greensboro	410047	Odorless Cleaners	219	Lewis	St	Assessment	DSCA
	Greensboro	410049	Lucas Cleaners	1101	Gate City	Blvd	Closure	DSCA
	Greensboro	410051	Tops Cleaners	2702	Battleground	Ave	Assessment	DSCA
	Greensboro	410052	Wades Dry Cleaning	607	Elm	St	Assessment	DSCA
	Greensboro	410054	Prestige Dry Cleaners and Laundry	3204	Randleman	Rd	Monitoring	DSCA
	Greensboro	410055	ALS Laundry & Cleaners	3015	Spring Garden	St		IHSB
	Greensboro	410056	Master Kleen	4534	Market	St	Assessment	DSCA
	Greensboro	410058	Fox Cleaners and Laundry, Inc.	3704	Old Battleground	Rd	Assessment	DSCA
	Greensboro	410060	Florida St One Hour Cleaners	815	Florida	St	Interim Action	DSCA
	Greensboro	410062	Burnetts Glam-O-Rama Cleaners	719	Market	St	On Hold	DSCA
	Greensboro	410064	Frye & Webster Dry Cleaners	608	Elwell	Ave	Assessment	DSCA
	Greensboro	410065	Lane's Cleaners	212	Cornwallis	St	Assessment	DSCA
	High Point	410005	Dutch Laundry Inc.	833	Main	St	Assessment	DSCA
	High Point	410006	Eastgate Cleaners	101	Greensboro	Rd	Assessment	DSCA
	High Point	410013	Banner Laundry	2117	Main	St	Assessment	DSCA
	High Point	410016	Pro Clean	2406	Main	St	Assessment	DSCA
	High Point	410021	Gingiss Formal Wear	906	Main	St	NFA	DSCA
	High Point	410030	\$2.50 Cleaners	1310	Centennial	St	Assessment	DSCA
	High Point	410031	A Cleaner World #102	2517	Main	St	Monitoring	DSCA
	High Point	410043	High Point Cleaners & Hatters	206	Martin Luther King Jr	Dr	Assessment	DSCA
	High Point	410050	Star Cleaners	723	Main	St	Assessment	DSCA
	High Point	410053	Tinsley's Cleaners	3811	Tinsley	Dr	Monitoring	DSCA
	High Point	410057	Quality Dry Cleaners	501	English	Rd	Assessment	DSCA
	High Point	410059	Daniels Cleaners	660	Main	St	Assessment	DSCA



	High Point	410061	Leonard Cleaners	435	Wrenn	St	Assessment	DSCA
	High Point	410063	A Cleaner World #188	2527	Eastchester	Dr	Assessment	DSCA
	Jamestown	410008	A Cleaner World	102	Main	St	Monitoring	DSCA
	Jamestown	410048	\$2.75 Crystal Cleaners	5011	Mackay	Rd	Assessment	DSCA
	Stokesdale	410032	Stokesdale Cleaners	8604	Ellisboro	Rd	Assessment	DSCA
<b>Halifax (1)</b>	Roanoke Rapids	420001	Oakland Cleaners	1190	Julian R Allsbrook	Hwy	Assessment	DSCA
<b>Haywood (3)</b>	Waynesville	440001	Central Cleaners	44	Church	St	Assessment	DSCA
	Waynesville	440002	American Cleaners	72	Depot	St		IHSB
	Waynesville	440003	Dovers Cleaners and Laundry	94	Depot	St		IHSB
<b>Henderson (5)</b>	Hendersonville	450001	Blue Ridge Cleaners	503	7th	Ave	NFA	DSCA
	Hendersonville	450002	Carolina Cleaners	120	Barnwell	St	Assessment	DSCA
	Hendersonville	450004	Superior Cleaners & Laundry	826	Locust	St	Monitoring	DSCA
	Hendersonville	450005	Nu Way Cleaners	414	Main	St	Assessment	DSCA
	Hendersonville	450006	Miller's Laundry & Cleaners	423	King	St	Assessment	DSCA
<b>Hoke (1)</b>	Raeford	470001	Smitty's Cleaners	214	Main	St	NFA	DSCA
<b>Iredell (9)</b>	Mooreville	490010	U.S. \$2.50 Cleaners	2785	Charlotte	Hwy	Assessment	DSCA
	Mooreville	490011	Kim's Cleaners	250	Main	St	Assessment	DSCA
	Statesville	490001	Smiths Dry Cleaners	225	Gordon	St		IHSB
	Statesville	490002	Johnson Cleaners, Inc.	1563	Broad	St	NFA	DSCA
	Statesville	490003	Brookdale Cleaners	975	Davie	Ave	Assessment	DSCA
	Statesville	490007	Iredell Laundry	213	Tradd	St	Monitoring	DSCA
	Statesville	490008	Sloan's Cleaners	109	Water	St	Assessment	DSCA
	Statesville	490009	Smith's Cleaners	225	Gordon	Ave	Assessment	DSCA
	Troutman	490004	Campbell's Cleaners	171	Wagner	St	NFA	DSCA

<b>Johnston (3)</b>	Clayton	<b>510003</b>	<b>Clayton Village Cleaners</b>	<b>10183</b>	<b>US 70 BUSINESS</b>	<b>Hwy</b>	<b>Assessment</b>	<b>DSCA</b>
	Clayton	<b>510004</b>	<b>Barrett's Cleaners</b>	<b>261</b>	<b>NC HIGHWAY 42</b>		<b>Assessment</b>	<b>DSCA</b>
	Smithfield	<b>510002</b>	<b>Glam-O-Rama Cleaners</b>	<b>716</b>	<b>Market</b>	<b>St</b>	<b>NFA</b>	<b>DSCA</b>
<b>Lee (3)</b>	Sanford	<b>530001</b>	<b>Dryclean Express</b>	<b>1117</b>	<b>Spring</b>	<b>Ln</b>	<b>NFA</b>	<b>DSCA</b>
	Sanford	<b>530002</b>	<b>Twin City Cleaners</b>	<b>102</b>	<b>Trade</b>	<b>St</b>		<b>IHSB</b>
	Sanford	<b>530003</b>	<b>Crystal Cleaners</b>	<b>133</b>	<b>Horner</b>	<b>Blvd</b>	<b>Monitoring</b>	<b>DSCA</b>
<b>Lenoir (2)</b>	Kinston	<b>540001</b>	<b>Vicks Cleaners</b>	<b>2405</b>	<b>Herritage</b>	<b>St</b>	<b>Assessment</b>	<b>DSCA</b>
	La Grange	<b>540002</b>	<b>The Cleaners</b>	<b>603</b>	<b>Washington</b>	<b>St</b>	<b>NFA</b>	<b>DSCA</b>
<b>Lincoln (4)</b>	Denver	<b>550003</b>	<b>Lowe's Cleaners</b>	<b>3866</b>	<b>NC 16 BUSINESS</b>	<b>Hwy</b>	<b>Assessment</b>	<b>DSCA</b>
	Denver	550004	US \$2.50 Cleaners	7558	NC 73	Hwy		IHSB
	Denver	<b>550005</b>	<b>Denver Laundromat</b>	<b>3717</b>	<b>NC 16 Business</b>	<b>Hwy</b>	<b>Assessment</b>	<b>DSCA</b>
	Lincolnton	<b>550002</b>	<b>Lincoln Laundry and Dry Cleaners</b>	<b>1220</b>	<b>Main</b>	<b>St</b>	<b>Assessment</b>	<b>DSCA</b>
<b>Martin (2)</b>	Robersonville	<b>590001</b>	<b>Williford Cleaners</b>	<b>203</b>	<b>Academy</b>	<b>St</b>	<b>Assessment</b>	<b>DSCA</b>
	Williamston	590002	Town & Country Cleaners	617	Washington	St		IHSB
<b>McDowell (1)</b>	Old Fort	<b>560001</b>	<b>Nichols Laundry And Dry Cleaning</b>	<b>91</b>	<b>Catawba</b>	<b>Ave</b>	<b>Assessment</b>	<b>DSCA</b>
<b>Mecklenburg (95)</b>	Charlotte	<b>600001</b>	<b>A Cleaner</b>	<b>5333</b>	<b>Monroe</b>	<b>Rd</b>	<b>Assessment</b>	<b>DSCA</b>
	Charlotte	<b>600002</b>	<b>American Dry Cleaning Company</b>	<b>309</b>	<b>Morehead</b>	<b>St</b>	<b>NFA</b>	<b>DSCA</b>
	Charlotte	<b>600004</b>	<b>Minute Man Cleaners</b>	<b>3058</b>	<b>Eastway</b>	<b>Dr</b>	<b>Monitoring</b>	<b>DSCA</b>
	Charlotte	<b>600005</b>	<b>Mitchells Formal Wear Warehouse</b>	<b>115</b>	<b>Scaleybark</b>	<b>Rd</b>	<b>Assessment</b>	<b>DSCA</b>
	Charlotte	600006	Peoples Cleaners	1930	Beatties Ford	Rd		IHSB
	Charlotte	<b>600007</b>	<b>Quail Dry Cleaners</b>	<b>8538</b>	<b>Park</b>	<b>Rd</b>	<b>NFA</b>	<b>DSCA</b>
	Charlotte	<b>600008</b>	<b>Sno-white Cleaners And Launderers</b>	<b>4400</b>	<b>Sharon</b>	<b>Rd</b>	<b>NFA</b>	<b>DSCA</b>
	Charlotte	<b>600009</b>	<b>Springfresh Cleaner</b>	<b>9800</b>	<b>Monroe</b>	<b>Rd</b>	<b>Assessment</b>	<b>DSCA</b>
	Charlotte	<b>600010</b>	<b>Boggs And Company</b>	<b>3931</b>	<b>Glenwood</b>	<b>Dr</b>	<b>Assessment</b>	<b>DSCA</b>

	Charlotte	600011	Sno-white Cleaners	7629	Pineville Matthews	Rd	NFA	DSCA
	Charlotte	600012	Domestic Laundry - CAMDUS site	801	Mcdowell	St	Monitoring	DSCA
	Charlotte	600013	Cunningham Cleaners	104	Sharon Amity	Rd	Assessment	DSCA
	Charlotte	600014	One Price Drycleaning	816	Arrowood	Rd	NFA	DSCA
	Charlotte	600015	Carriage Fine Dry Cleaning	8020	Providence	Rd	NFA	DSCA
	Charlotte	600016	60 Minute Cleaners	9100	Tryon	St	Assessment	DSCA
	Charlotte	600017	Gateway Village Development	700	Trade	St		IHSB
	Charlotte	600018	Dynasty Cleaners and Laundry	3145	Sharon Amity	Rd	On Hold	DSCA
	Charlotte	600019	Cunningham Cleaners	2909	Davidson	St	Assessment	DSCA
	Charlotte	600020	Midtown Square One Hour Valet Dry Cleaners	401	Independence	Blvd		Brownfields
	Charlotte	600022	Rainbow Cleaners	8500	Pineville Matthews	Rd	Assessment	DSCA
	Charlotte	600023	Prestown Laundry And Cleaners	6214	Idlewild	Rd	Assessment	DSCA
	Charlotte	600024	60 Minute Cleaners	4447	The Plaza		Monitoring	DSCA
	Charlotte	600026	Sno-White Cleaners	901	4th	St	Monitoring	DSCA
	Charlotte	600027	Charlie Browns Dry Cleaners	3701	Freedom	Dr	Assessment	DSCA
	Charlotte	600028	Sharon Cleaners	4724	Sharon	Rd	Interim Action	DSCA
	Charlotte	600029	Abra Costumes	1611	Central	Ave	Assessment	DSCA
	Charlotte	600030	Village Cleaners	7221	Albemarle	Rd	NFA	DSCA
	Charlotte	600031	Sno-white Cleaners	5669	Farm Pond Lane		Interim Action	DSCA
	Charlotte	600032	Eastway Quick Clean Service	3052	Eastway	Dr	NFA	DSCA
	Charlotte	600033	Jones Dry Cleaning	1601	4th	St	Assessment	DSCA
	Charlotte	600035	Ivory Cleaners	2511	Westerly Hills	Dr	Assessment	DSCA
	Charlotte	600036	Faulk Cleaners	2615	Westerly Hills	Dr	Assessment	DSCA
	Charlotte	600037	Dryclean Carolinas	2508	South	Blvd	Monitoring	DSCA

	Charlotte	<b>600039</b>	<b>Providence Cleaners</b>	<b>631</b>	<b>Sharon Amity</b>	<b>Rd</b>	<b>Assessment</b>	<b>DSCA</b>
	Charlotte	<b>600040</b>	<b>People's Dry Cleaners</b>	<b>2133</b>	<b>Beatties Ford</b>	<b>Rd</b>	<b>NFA</b>	<b>DSCA</b>
	Charlotte	<b>600041</b>	<b>Holiday Cleaners</b>	<b>2241</b>	<b>Beatties Ford</b>	<b>Rd</b>	<b>Monitoring</b>	<b>DSCA</b>
	Charlotte	<b>600042</b>	<b>Holiday Cleaners</b>	<b>3221</b>	<b>Monroe</b>	<b>Rd</b>	<b>Monitoring</b>	<b>DSCA</b>
	Charlotte	<b>600043</b>	<b>Douglas Furrier and Cleaners</b>	<b>1200</b>	<b>Charlottetown</b>	<b>Ave</b>	<b>NFA</b>	<b>DSCA</b>
	Charlotte	<b>600044</b>	<b>Gay Laundry and Cleaners</b>	<b>1101</b>	<b>Brevard</b>	<b>St</b>	<b>NFA</b>	<b>DSCA</b>
	Charlotte	<b>600045</b>	<b>Carillon Building</b>	<b>227</b>	<b>Trade</b>	<b>St</b>	<b>Monitoring</b>	<b>DSCA</b>
	Charlotte	600046	Arrow Laundry & Cleaners	4735	Monroe	Rd		Brownfields
	Charlotte	<b>600048</b>	<b>Dan Meigs Cleaners</b>	<b>1101</b>	<b>Central</b>	<b>Ave</b>	<b>NFA</b>	<b>DSCA</b>
	Charlotte	<b>600049</b>	<b>Starmount Cleaners</b>	<b>6215</b>	<b>South</b>	<b>Blvd</b>	<b>Monitoring</b>	<b>DSCA</b>
	Charlotte	<b>600050</b>	<b>Plaza Cleaners</b>	<b>9002</b>	<b>JM Keynes</b>	<b>Dr</b>	<b>NFA</b>	<b>DSCA</b>
	Charlotte	<b>600052</b>	<b>JFR Cleaners</b>	<b>9710</b>	<b>Monroe</b>	<b>Rd</b>	<b>Assessment</b>	<b>DSCA</b>
	Charlotte	<b>600053</b>	<b>Prosperity Cleaners</b>	<b>3020</b>	<b>Prosperity Church</b>	<b>Rd</b>	<b>Assessment</b>	<b>DSCA</b>
	Charlotte	<b>600056</b>	<b>Zenith Cleaners</b>	<b>2301</b>	<b>South</b>	<b>Blvd</b>	<b>Monitoring</b>	<b>DSCA</b>
	Charlotte	<b>600057</b>	<b>Myers Park Cleaners</b>	<b>1027</b>	<b>Providence</b>	<b>Rd</b>	<b>Assessment</b>	<b>DSCA</b>
	Charlotte	<b>600058</b>	<b>Seneca Dry Cleaning</b>	<b>5020</b>	<b>South</b>	<b>Blvd</b>	<b>Assessment</b>	<b>DSCA</b>
	Charlotte	<b>600059</b>	<b>Coachman Cleaners</b>	<b>4001</b>	<b>Park</b>	<b>Rd</b>	<b>Assessment</b>	<b>DSCA</b>
	Charlotte	600060	Arrow Laundry & Cleaners	1933	7th	St		Brownfields
	Charlotte	<b>600061</b>	<b>Derita Dry Cleaners &amp; Laundry</b>	<b>2414</b>	<b>Sugar Creek</b>	<b>Rd</b>	<b>NFA</b>	<b>DSCA</b>
	Charlotte	<b>600063</b>	<b>King's Cleaner</b>	<b>632</b>	<b>Sugar Creek</b>	<b>Rd</b>	<b>NFA</b>	<b>DSCA</b>
	Charlotte	<b>600064</b>	<b>New Image Cleaners</b>	<b>5655</b>	<b>Tryon</b>	<b>St</b>	<b>Assessment</b>	<b>DSCA</b>
	Charlotte	<b>600065</b>	<b>Tryon Mall Cleaning Center</b>	<b>451</b>	<b>Sugar Creek</b>	<b>Rd</b>	<b>Assessment</b>	<b>DSCA</b>
	Charlotte	<b>600066</b>	<b>Hickory Square Cleaners</b>	<b>5724</b>	<b>WT Harris</b>	<b>Blvd</b>	<b>Assessment</b>	<b>DSCA</b>
	Charlotte	<b>600067</b>	<b>Blue Band 1 Hour Cleaners</b>	<b>2216</b>	<b>Statesville</b>	<b>Ave</b>	<b>Monitoring</b>	<b>DSCA</b>

	Charlotte	600068	Swan Cleaners	7201	Independence	Blvd	NFA	DSCA
	Charlotte	600069	Coleman Dry Cleaners	2557	West	Blvd	Assessment	DSCA
	Charlotte	600072	TC Cleaners, Inc. DBA US \$1.85 Dry Cleaners	5109	South	Blvd	Assessment	DSCA
	Charlotte	600073	R & R Cleaners	3601	Tryon	St		IHSB
	Charlotte	600074	Childress Dry Cleaning	9101	Monroe	Rd		IHSB
	Charlotte	600075	A Cleaner World	1650	Pacific	St	Assessment	DSCA
	Charlotte	600076	Regal Cleaners	7143	South	Blvd	Assessment	DSCA
	Charlotte	600077	McCorkles Cleaners	1437	South	Blvd	Monitoring	DSCA
	Charlotte	600078	Harts Cleaners	2040	Graham	St		Brownfields
	Charlotte	600079	American Dry Cleaners	1806	Graham	St	Assessment	DSCA
	Charlotte	600080	Carriage Fine Dry Cleaning	1338	Cross Beam	Dr	Monitoring	DSCA
	Charlotte	600081	Alpine Cleaners	9205	Baybrook	Dr	Closure	DSCA
	Charlotte	600082	A Cleaner World	4701	South	Blvd	NFA	DSCA
	Charlotte	600083	Holiday Cleaners	8920	Nations Ford	Rd	Assessment	DSCA
	Charlotte	600085	Sno White Launderers	3712	Independence	Blvd	NFA	DSCA
	Charlotte	600086	Four Seasons Cleaners	4314	The Plaza		Interim Action	DSCA
	Charlotte	600087	One Price Dry Cleaning	1636	Sardis	Rd	NFA	DSCA
	Charlotte	600088	Dutch Cleaners and Laundry	4405	The Plaza		Closure	DSCA
	Charlotte	600089	One Hour Martinizing	1941	7th	St	Assessment	DSCA
	Charlotte	600090	Press Club Dry Cleaners	3305	South	Blvd	Assessment	DSCA
	Charlotte	600091	60 Minute Cleaners	6315	South	Blvd	Assessment	DSCA
	Charlotte	600093	Wash Zone Coin Laundry	1622	Trade	ST	Assessment	DSCA
	Charlotte	600094	Countryside Cleaners	5516	Independence	Blvd	Assessment	DSCA
	Charlotte	600096	April Showers Dry Cleaners	5616	Farm Pond	Ln	NFA	DSCA

	Charlotte	600098	Cambridge Cleaners	8006	Cambridge Commons	Dr	NFA	DSCA
	Charlotte	600101	Bennett Ultra Cleaners	2826	Sugar Creek	Rd	Assessment	DSCA
	Charlotte	600102	Strawn's Cleaners	3512	Wilkinson	Blvd	Assessment	DSCA
	Charlotte	600103	Master Cleaners, Inc.	1809	Commonwealth	Ave		IHSB
	Charlotte	600108	Longs Cleaners and Laundry	918	Morehead	St	Assessment	DSCA
	Charlotte	600109	Sunrise Cleaners	9013	Albemarle	Rd	Assessment	DSCA
	Charlotte	600110	Cotswold Cleaners	316	Sharon Amity	Rd	Certified	DSCA
	Huntersville	600095	Family Cleaners	102	Statesville	Rd	NFA	DSCA
	Matthews	600003	Crossroads Dry Cleaners	3607	Matthews Mint Hill	Rd	Monitoring	DSCA
	Matthews	600025	Ho Cleaners	3116	Weddington	Rd	NFA	DSCA
	Matthews	600034	Ho Cleaners	10420	Independence	Blvd	NFA	DSCA
	Matthews	600097	Preslar Dry Cleaning	110	Matthews Station	St	Assessment	DSCA
	Pineville	600021	Hearts Dry Cleaners	9101	Pineville Matthews	Rd	NFA	DSCA
	Pineville	600107	Griffin Dry Cleaners	105	Dover	St	Assessment	DSCA
<b>Moore (7)</b>	Aberdeen	630002	Carters Laundry and Cleaning	1389	Sandhills	Blvd	NFA	DSCA
	Aberdeen	630004	Soapy Bubbles	1906	Poplar	St	NFA	DSCA
	Aberdeen	630007	Neighborhood Dry Cleaners	1680	NC 5	Hwy	Assessment	DSCA
	Pinehurst	630001	Pinehurst Hotel Cleaners	250	Mccaskill	Rd	Assessment	DSCA
	Southern Pines	630003	Carters Laundry And Cleaning	155	New York	Ave	Monitoring	DSCA
	Southern Pines	630005	Dry Clean Express	1930	Poplar	St	NFA	DSCA
	Southern Pines	630006	Valet Cleaners	205	Morganton	Rd	NFA	DSCA
<b>Nash (9)</b>	Nashville	640009	Acme Cleaners and Laundry	200	Boddie	St	Assessment	DSCA
	Rocky Mount	640001	Clean-clean Dry Cleaners	120	Winstead	Ave		IHSB
	Rocky Mount	640002	Clean Clean Dry Cleaners	627	Tarrytown Ctr			IHSB

	Rocky Mount	640003	One Hour Koretizing Cleaners	129	Church	St	On Hold	DSCA
	Rocky Mount	640004	Clean Clean Drycleaners	2408	Sunset	Ave	NFA	DSCA
	Rocky Mount	640005	VIP Cleaners	3468	Sunset	Ave	NFA	DSCA
	Rocky Mount	640006	One Hour Koretizing	1691	Northern	Bldv	Closure	DSCA
	Rocky Mount	640007	Bishop's Laundry	301	Church	St	Assessment	DSCA
	Rocky Mount	640008	One Hour Koretizing	202	Falls	Rd	Monitoring	DSCA
<b>New Hanover (21)</b>	Wilmington	650001	Modern Dry Cleaners And Laundry	1104	Fordham	Rd	NFA	DSCA
	Wilmington	650002	Coastal Dry Cleaners	4502	Shipyard	Bldv	Assessment	DSCA
	Wilmington	650003	Coastal Dry Cleaners And Coin Laundry	4701	Oleander	Dr	NFA	DSCA
	Wilmington	650004	Coastal Dry Cleaners	2629	Carolina Beach	Rd	Assessment	DSCA
	Wilmington	650005	Williams Cleaners	6845	Market	St	NFA	DSCA
	Wilmington	650006	Williams Fabricare Inc	5521	Carolina Beach	Rd	NFA	DSCA
	Wilmington	650007	Coastal Dry Cleaners - Ogden Plaza	6840	Market	St	NFA	DSCA
	Wilmington	650008	Kings Laundry	4615	Market	St	NFA	DSCA
	Wilmington	650009	Coastal Cleaners	7	Kerr	Ave	NFA	DSCA
	Wilmington	650010	Modern Laundry & Dry Cleaners	118	17th	St	Assessment	DSCA
	Wilmington	650011	\$2.50 Cleaners at University Square	810	College	Rd	NFA	DSCA
	Wilmington	650012	Three Dollar Crystal Cleaners	7336	Market	St	NFA	DSCA
	Wilmington	650013	Winter Park Dry Cleaners	1437	College	Rd	NFA	DSCA
	Wilmington	650014	Williams Cleaners	1402	College	Rd	Assessment	DSCA
	Wilmington	650015	Carter Coin Laundry and Cleaners	1018	3rd	St		IHSB
	Wilmington	650016	Modern Laundry and Dry Cleaners	3607	Oleander	Dr	Monitoring	DSCA
	Wilmington	650018	Heritage Cleaners	522	Third	St	Interim Action	DSCA
	Wilmington	650019	Liberty Cleaners	5424	Oleander	Dr	Monitoring	DSCA



	Wilmington	650020	Coastal Dry Cleaners	545	Castle	St	Assessment	DSCA
	Wilmington	650021	Four Seasons Cleaners	7015	Market	St	Assessment	DSCA
	Wilmington	650022	Cape Fear Cleaners	1047	College	Rd	Assessment	DSCA
<b>Onslow (12)</b>	Jacksonville	670001	ABC One Hour Cleaners	2127	Lejeune	Blvd		NPL
	Jacksonville	670002	Southern Cleaners And Laundry	820	Court	St	Monitoring	DSCA
	Jacksonville	670004	Coastal Dry Cleaners	1170	Henderson	Dr	NFA	DSCA
	Jacksonville	670006	A1 Cleaners	327	Henderson	Dr	Remediation	DSCA
	Jacksonville	670007	Quality Cleaners and Laundry	701	New Bridge	St	NFA	DSCA
	Jacksonville	670008	New River Cleaners	1215	Hargett	St	Assessment	DSCA
	Jacksonville	670009	Southern Cleaners and Laundry	415	Chaney	Ave	Assessment	DSCA
	Jacksonville	670010	Quality Cleaners and Laundry	955	Lejeune	Blvd	NFA	DSCA
	Jacksonville	670011	Coastal Cleaners	345	Western	Blvd	Assessment	DSCA
	Jacksonville	670012	Coastal Garment Care	2155	LeJeune	Blvd	Assessment	DSCA
	Midway Park	670005	Village Cleaners	175	Freedom	Way	Assessment	DSCA
	Swansboro	670003	Coastal Dry Cleaners	628	Corbett	Ave	Assessment	DSCA
<b>Orange (14)</b>	Carrboro	680007	Hangers Cleaners	127	Fidelity	St	Assessment	DSCA
	Carrboro	680008	Webster's Cleaners	302	Main	St	Assessment	DSCA
	Carrboro	680009	MEM One Hour Martinizing	408	Weaver	St	Monitoring	DSCA
	Carrboro	680012	Village Laundry & Cleaners	106	Greensboro	St	Assessment	DSCA
	Chapel Hill	680001	KSP Cleaners	1490	Fordham	Blvd	Monitoring	DSCA
	Chapel Hill	680002	American Dry Cleaners	201	Estes	Dr	Assessment	DSCA
	Chapel Hill	680003	Deluxe Cleaners	227	Elliott	Rd	NFA	DSCA
	Chapel Hill	680005	Midtown Shops	750	Martin Luther King Jr	Blvd	Assessment	DSCA
	Chapel Hill	680006	One Hour Koretizing Cleaners	301	Franklin	St	Monitoring	DSCA



	Chapel Hill	680010	Chapel Hill Cleaners	422	Franklin	St	Monitoring	DSCA
	Chapel Hill	680013	Village Plaza Dry Cleaners	115	Elliot Road		Assessment	DSCA
	Chapel Hill	680015	Carolina Cleaners	400	Franklin	St	Assessment	DSCA
	Chapel Hill	680016	Carolina Cleaners	406	Franklin	St	Assessment	DSCA
	Hillsborough	680014	Webster's Cleaners, Inc	114	US HIGHWAY 70		Monitoring	DSCA
Pasquotank (2)	Elizabeth City	700001	Southgate Koretizing	1409	Ehringhaus	St	Assessment	DSCA
	Elizabeth City	700002	Rochelle Cleaners	100	Water	St	Certified	DSCA
Pender (1)	Hampstead	710001	Hampstead Village Dry Cleaners	302	Hampstead Village		Monitoring	DSCA
Pitt (13)	Ayden	740002	Ayden Plaza	144	Third	St	NFA	DSCA
	Greenville	740001	Koretizing Cleaners	2105	Charles	Blvd		IHSB
	Greenville	740003	Better Look Garment Care	600	Greenville	Blvd		IHSB
	Greenville	740004	Bowen Cleaners	2480	Stantonsburg	Rd	NFA	DSCA
	Greenville	740005	Bowen Cleaners	3114	Evans	St	Monitoring	DSCA
	Greenville	740006	Rabo Cleaners	701	Hooker	Rd	Assessment	DSCA
	Greenville	740007	One Hour Martinizing	111	10th	St	Monitoring	DSCA
	Greenville	740008	Stadium Cleaners	205	Tenth	St	Assessment	DSCA
	Greenville	740009	Cleaner Look Garment Care	622	Greenville	Blvd	Assessment	DSCA
	Greenville	740010	Scott's Cleaners	111	10th	St	Monitoring	DSCA
	Greenville	740011	Scott's Cleaners	1699	Farmville	Blvd	Monitoring	DSCA
	Greenville	740012	Bowen Cleaners	3400	Memorial	Dr	Assessment	DSCA
	Greenville	740014	Fabric Care Center	2512	Memorial	Dr	Assessment	DSCA
	Polk (1)	Tryon	750001	Brocks Cleaners	46	Maple	St	Assessment
Randolph (1)	Asheboro	760001	Kizer's Automatic Self Service Laundry	133	Taft	Ave	Assessment	DSCA
Richmond (2)	Rockingham	770001	L & L One Hour Cleaners	1305	Broad	Ave	Monitoring	DSCA

	Rockingham	770002	Champion Cleaning Center	1300	Broad	Ave	Assessment	DSCA
<b>Robeson (1)</b>	Fairmont	780001	Stevens Dry Cleaners	117	Center	St		IHSB
<b>Rockingham (4)</b>	Reidsville	790001	Hicks Poly Clean Center Self Service Laundry	812	Scales	St	Assessment	DSCA
	Reidsville	790002	Ace One Hour Cleaners	1601	Scales	St	NFA	DSCA
	Reidsville	790003	Complete Dry Cleaners	1537	Freeway	Dr	NFA	DSCA
	Reidsville	790004	Dirty Laundry Taphouse	240	Scales	St	Assessment	DSCA
<b>Rowan (10)</b>	Kannapolis	800011	Jay's One-Hour Cleaners	1803	Main	St	Assessment	DSCA
	Salisbury	800002	Avalon Cleaners	124	Avalon	Dr	Monitoring	DSCA
	Salisbury	800003	WMS Cleaners	712	Jake Alexander	Blvd	NFA	DSCA
	Salisbury	800005	M&S Cleaners	1729	Innes	St	Interim Action	DSCA
	Salisbury	800006	Highlander Center Laundry	2000	Statesville	Blvd	NFA	DSCA
	Salisbury	800008	Vogue Cleaners	106	Long	St	Monitoring	DSCA
	Salisbury	800009	Cress Residence	8207	Old Concord	Rd	Site Ineligible	IHSB
	Salisbury	800010	Vogue Cleaners	402	Innes	ST	Assessment	DSCA
	Salisbury	800012	Star Laundry	111	Bank	St	Assessment	DSCA
	Spencer	800001	Shuping Cleaners	400	Salisbury	Ave	Monitoring	DSCA
<b>Rutherford (2)</b>	Forest City	810001	Forest Dale Cleaners	139	Depot	St	Monitoring	DSCA
	Rutherfordton	810002	Service Cleaners	115	1st	St	Assessment	DSCA
<b>Sampson (2)</b>	Clinton	820001	Acme Cleaners	209	Beaman	St	Monitoring	DSCA
	Roseboro	820002	Brown's Cleaners and Laundromat	317	Dr Martin Luther King Jr	Blvd	Assessment	DSCA
<b>Scotland (2)</b>	Laurinburg	830001	One Hour Cleaners	1514	Main	St	Monitoring	DSCA
	Laurinburg	830002	Village Cleaners	1691	Main	St	Assessment	DSCA
<b>Stanly (2)</b>	Albemarle	840001	Dry Clean Express	636	NC 24-27	Byp	NFA	DSCA
	Norwood	840002	Garment Care Center	560	Fork	Rd	NFA	DSCA

<b>Stokes (1)</b>	Walnut Cove	<b>850001</b>	<b>Klean Rite Cleaners</b>	<b>318</b>	<b>Main</b>	<b>St</b>	<b>NFA</b>	<b>DSCA</b>
<b>Surry (4)</b>	Elkin	<b>860002</b>	<b>White Swan Rentals</b>	<b>204</b>	<b>Market</b>	<b>St</b>	<b>Assessment</b>	<b>DSCA</b>
	Elkin	<b>860003</b>	<b>Lawrence Dry Cleaners</b>	<b>221</b>	<b>Main</b>	<b>St</b>	<b>Assessment</b>	<b>DSCA</b>
	Elkin	<b>860004</b>	<b>Ray's Cleaners</b>	<b>1558</b>	<b>Bridge</b>	<b>St</b>	<b>Assessment</b>	<b>DSCA</b>
	Mount Airy	<b>860001</b>	<b>Modern Laundry And Dry Cleaners</b>	<b>526</b>	<b>Lebanon</b>	<b>St</b>	<b>Assessment</b>	<b>DSCA</b>
<b>Transylvania (1)</b>	Brevard	<b>880001</b>	<b>Rainbow Cleaners</b>	<b>249</b>	<b>Caldwell</b>	<b>St</b>	<b>Monitoring</b>	<b>DSCA</b>
<b>Union (2)</b>	Monroe	<b>900001</b>	<b>Prestown Presto Clean</b>	<b>405</b>	<b>Sutherland</b>	<b>Ave</b>	<b>Assessment</b>	<b>DSCA</b>
	Monroe	<b>900002</b>	<b>Mills Cleaners</b>	<b>1305</b>	<b>Skyway</b>	<b>Dr</b>	<b>Assessment</b>	<b>DSCA</b>
<b>Vance (1)</b>	Henderson	910001	Henderson Laundry	341	Chestnut	St		IHSB
<b>Wake (75)</b>	Apex	<b>920030</b>	<b>Best Dry Cleaners</b>	<b>1781</b>	<b>William</b>	<b>St</b>	<b>NFA</b>	<b>DSCA</b>
	Apex	<b>920052</b>	<b>Martin Cleaners</b>	<b>540</b>	<b>Williams</b>	<b>St</b>	<b>NFA</b>	<b>DSCA</b>
	Apex	<b>920065</b>	<b>A Cleaner World #209</b>	<b>1250</b>	<b>Williams</b>	<b>St</b>	<b>Assessment</b>	<b>DSCA</b>
	Cary	<b>920004</b>	<b>Medlin-Davis Cleaners</b>	<b>1207</b>	<b>Kildaire Farm</b>	<b>Rd</b>	<b>NFA</b>	<b>DSCA</b>
	Cary	<b>920011</b>	<b>Medlin-Davis Cleaners</b>	<b>107</b>	<b>Edinburgh</b>	<b>Dr</b>	<b>Assessment</b>	<b>DSCA</b>
	Cary	<b>920029</b>	<b>Galaxy Cleaners</b>	<b>101</b>	<b>New Waverly</b>	<b>Pl</b>	<b>NFA</b>	<b>DSCA</b>
	Cary	<b>920037</b>	<b>Avalon Cleaners</b>	<b>686</b>	<b>Cary Towne</b>	<b>Blvd</b>	<b>Assessment</b>	<b>DSCA</b>
	Cary	<b>920038</b>	<b>Medlin Davis- Shoppes at Kildaire</b>	<b>173</b>	<b>Cary</b>	<b>Pkwy</b>	<b>Assessment</b>	<b>DSCA</b>
	Cary	<b>920040</b>	<b>Village Cleaners</b>	<b>6420</b>	<b>Tryon</b>	<b>Rd</b>	<b>NFA</b>	<b>DSCA</b>
	Cary	<b>920041</b>	<b>Martinizing Dry Cleaners</b>	<b>4246</b>	<b>Cary</b>	<b>Pkwy</b>	<b>NFA</b>	<b>DSCA</b>
	Cary	<b>920063</b>	<b>Karr Cleaners</b>	<b>101</b>	<b>Ward</b>	<b>St</b>	<b>Monitoring</b>	<b>DSCA</b>
	Cary	<b>920064</b>	<b>Village Cleaners</b>	<b>113</b>	<b>Maynard</b>	<b>Rd</b>	<b>Assessment</b>	<b>DSCA</b>
	Cary	<b>920076</b>	<b>Merit Cleaners</b>	<b>1301</b>	<b>Buck Jones</b>	<b>Rd</b>	<b>Assessment</b>	<b>DSCA</b>
	Garner	<b>920051</b>	<b>Carriage House Cleaners</b>	<b>537</b>	<b>Plaza</b>	<b>Cir</b>	<b>Assessment</b>	<b>DSCA</b>
	Knightdale	<b>920009</b>	<b>Knightdale Cleaners</b>	<b>1013</b>	<b>Smithfield</b>	<b>Rd</b>	<b>NFA</b>	<b>DSCA</b>

	Raleigh	920001	Pro Cleaners	8377	Creedmoor	Rd	Monitoring	DSCA
	Raleigh	920003	Rainbow Cleaners And Laundry	2915	Essex	Cir	NFA	DSCA
	Raleigh	920005	DJ Cleaners	3591	Maitland	Dr	Assessment	DSCA
	Raleigh	920006	Hilkers Cleaners	4043	Wake Forest	Rd	Monitoring	DSCA
	Raleigh	920007	Brothers Cleaners	6144	Falls Of Neuse	Rd	NFA	DSCA
	Raleigh	920008	Johnsons Dry Cleaners	3534	Wade	Ave	Assessment	DSCA
	Raleigh	920010	Fuller Supply Company	421	Eby	Dr	Assessment	DSCA
	Raleigh	920012	Newtons Cleaners	2023	Cameron	St	NFA	DSCA
	Raleigh	920013	Medlin-Davis Cleaners	2028	Cameron	St	NFA	DSCA
	Raleigh	920014	Glam-o-rama Cleaners	3165	Capital	Blvd	Assessment	DSCA
	Raleigh	920015	Emporium Cleaners	3501	Capital	Blvd	NFA	DSCA
	Raleigh	920016	New Hope Cleaners And Tailors	3901	Capital	Blvd	NFA	DSCA
	Raleigh	920017	Brothers Cleaners	4221	Six Forks	Rd	Assessment	DSCA
	Raleigh	920018	Ace Dry Cleaners	4701	Atlantic	Ave	NFA	DSCA
	Raleigh	920019	Sanitary Laundry	417	McDowell	St		IHSB
	Raleigh	920020	Sherrill's Dry Cleaning And Laundry	7463	Six Forks	Rd	Assessment	DSCA
	Raleigh	920021	T And J Cleaners	2423	Crabtree	Blvd	Assessment	DSCA
	Raleigh	920022	Medlin Davis Cleaners	4434	Creedmoor	Rd	NFA	DSCA
	Raleigh	920023	Popes Dry Cleaners	7713	Lead Mine	Rd	NFA	DSCA
	Raleigh	920024	Pleasant Valley Cleaners	4112	Pleasant Valley	Rd	Monitoring	DSCA
	Raleigh	920025	Hilkers Cleaners	6325	Falls Of Neuse	Rd	NFA	DSCA
	Raleigh	920026	Ideal Cleaners	7209	Sandy Forks	Rd	Monitoring	DSCA
	Raleigh	920027	Eagle Cleaners	900	Spring Forest	Rd	NFA	DSCA
	Raleigh	920028	Joy Cleaners	4503	Fayetteville	Rd	Assessment	DSCA

	Raleigh	920031	The Cleaners	3209	Avent Ferry	Rd	NFA	DSCA
	Raleigh	920032	Greenbrier Cleaners	4207	Fayetteville	Rd	Assessment	DSCA
	Raleigh	920033	Courtesy Cleaners	8111	Creedmoor	Rd	Assessment	DSCA
	Raleigh	920034	S & S Cleaning	425	Chapanoke	Rd	NFA	DSCA
	Raleigh	920035	Barrett's Cleaners	5563	Western	Blvd	Assessment	DSCA
	Raleigh	920036	North Boulevard Cleaners	5141	New Hope	Rd	NFA	DSCA
	Raleigh	920039	Brookside Dry Cleaners & Laundry	1028	Brookside	Dr	NFA	DSCA
	Raleigh	920043	Ideal Cleaners	2403	Wake Forest	Rd	NFA	DSCA
	Raleigh	920045	Holden Cleaners	702	Martin	St	Assessment	DSCA
	Raleigh	920046	Flints Laundry and Dry Cleaning	430	Salisbury	St	Monitoring	DSCA
	Raleigh	920047	Southgate Cleaners	1969	Rock Quarry	Rd	Monitoring	DSCA
	Raleigh	920048	Rollins Economy Cleaners	407	Peace	St	Assessment	DSCA
	Raleigh	920049	Glam-O-Rama Cleaners	1601	Cross Link	Rd	Assessment	DSCA
	Raleigh	920050	Hidden Valley Dry Cleaners	2315	Lynn	Rd	NFA	DSCA
	Raleigh	920053	Hilkers Cleaners and Laundromat	3612	Spring Forest	Rd	Assessment	DSCA
	Raleigh	920054	Litchford Ivory Cleaners	8320	Litchford	Rd	Assessment	DSCA
	Raleigh	920055	Roberts Drapery Service and Dry Cleaners	2205	New Hope Church	Rd	Assessment	DSCA
	Raleigh	920056	Reaves Spic & Span	219	Franklin	St	Assessment	DSCA
	Raleigh	920057	Roy's Drive In Cleaning	719	Person	St	Assessment	DSCA
	Raleigh	920058	Medlin Davis Dry Cleaning	121	Jones	St	NFA	DSCA
	Raleigh	920059	One Hour Martinizing	707	Person	St	Closure	DSCA
	Raleigh	920062	Best Price Cleaners	6820	Davis	Cir	Monitoring	DSCA
	Raleigh	920066	Hilkers Cleaners	7486	Creedmoor	Rd	Assessment	DSCA
	Raleigh	920067	Rainbow Cleaners	5265	Six Forks	Rd	Assessment	DSCA

	Raleigh	920068	Glam O Rama	3801	Western	14	Assessment	DSCA
	Raleigh	920069	Peggy's Cleaners	1605	New Bern	Ave	NFA	DSCA
	Raleigh	920070	Lake Boone Cleaners	2508	Wycliff	Rd	Assessment	DSCA
	Raleigh	920071	Honeycutt Cleaners	605	New Bern	Ave	Assessment	DSCA
	Raleigh	920072	Pope's Dry Cleaners	1408	Corporation	Pkwy	Assessment	DSCA
	Raleigh	920073	Pope's Dry Cleaners	3075	Medlin	Dr	Assessment	DSCA
	Raleigh	920075	Acme Cleaners	331	New Bern	Ave	Assessment	DSCA
	Raleigh	920077	VIP Formal Wear	3801	Wilmington	St	Assessment	DSCA
	Raleigh	920078	Ivory Cleaners	4556	Capital	Blvd	Assessment	DSCA
	Raleigh	920079	Kwiklean Cleaners	1004	Saunders	St	Assessment	DSCA
	Wake Forest	920061	Best Dry Cleaners	12231	Capital	Blvd	Assessment	DSCA
	Zebulon	920074	Zebulon Dry Cleaners	131	Vance	St	Assessment	DSCA
<b>Warren (1)</b>	Manson	930001	Boyd's Cleaners	295	Manson Drewry	Rd		IHSB
<b>Watauga (2)</b>	Boone	950001	High Country Cleaners	396	King	St	Monitoring	DSCA
	Boone	950002	Trailway Cleaners, Inc.	320	King	St	NFA	DSCA
<b>Wayne (5)</b>	Goldsboro	960001	Penny Dry Cleaners	214	Ash	St	Monitoring	DSCA
	Goldsboro	960002	Penny One Hour Cleaners and Laundry	433	Berkley	Blvd	Monitoring	DSCA
	Goldsboro	960003	Goldwayne Dry Cleaning & Laundry Co	607	Mulberry	St		UST
	Goldsboro	960004	Paramount Cleaners	225	Walnut	St	Monitoring	DSCA
	Goldsboro	960005	Terry One Hour Cleaners	1515	Ash	St	Monitoring	DSCA
<b>Wilkes (1)</b>	Wilkesboro	970001	Wilkesboro Drive-In Cleaners	513	Main	St	NFA	DSCA
<b>Wilson (8)</b>	Wilson	980001	Koretizing Cleaners	1313	Ward	Blvd	NFA	DSCA
	Wilson	980002	Discount Cleaners	700	US HIGHWAY 301		NFA	DSCA
	Wilson	980003	Exclusive Cleaners	725	Goldsboro	St	Assessment	DSCA

	Wilson	980004	Exclusive Cleaners	1513	Ward	Blvd	Assessment	DSCA
	Wilson	980005	Friendly Cleaners	605	Pender	St		Brownfields
	Wilson	980006	Exclusive Cleaners	1673	Parkwood	Blvd	Assessment	DSCA
	Wilson	980007	Exclusive Cleaners	2700	Ward	Blvd	NFA	DSCA
	Wilson	980008	Cokes Cleaners	305	Nash	St	Assessment	DSCA
<b>577 Sites Identified</b>				<b>527 Sites Certified</b>				

**DSCA Site Status Definitions**

- Petitioned:** The DSCA Program has received a petition to enter the program and is in the process of completing the required paperwork.
- Certified:** The DSCA Program has entered into an agreement with a petitioner and is in the process of assigning a state-hired, independent environmental contractor to conduct a prioritization assessment.
- Assessment:** The DSCA Program's independent environmental contractor is determining the extent of soil and groundwater contamination at the site.
- Monitoring:** The DSCA Program's independent environmental contractor is monitoring the levels of contaminants in the groundwater at the site.
- Remediation:** The DSCA Program's independent environmental contractor is performing cleanup at the site.
- Interim Action:** Site conditions are favorable for source removal or for conducting a pilot study for remediation.
- Emergency:** The DSCA Program has determined there is an immediate need for corrective action to abate a potential hazard to human health or the environment.
- On Hold:** Please contact the site's project manager for more details.
- Closure:** The extent of contamination is defined and considered stable. The DSCA Program is developing and implementing a risk management plan to protect human health and the environment from remaining contamination.
- NFA:** No Further Action Required

## **Appendix C**

### **Inactive Hazardous Waste Sites Priority List**



**Inactive Hazardous Sites Priority List**

<b>ID Number</b>	<b>Site Name</b>	<b>Address</b>	<b>City</b>	<b>County</b>	<b>Score</b>	<b>Medium, Contaminant</b>
NCD048181218	CAROLINA GALVANIZING CORP.	HWY 221 E	ABERDEEN	MOORE	63.73	groundwater, metals soil, metals
NONCD0002379	REA CONSTRUCTION-WEST RALEIGH	5801 CHAPEL HILL ROAD	RALEIGH	WAKE	59.98	groundwater, SVOCs groundwater, VOCs soil, VOCs surface water, VOCs
NCN000407672	BEACON MANUFACTURING	2425 US HWY 70	SWANNANOA	BUNCOMBE	58.93	groundwater, metals groundwater, SVOCs groundwater, VOCs soil, metals surface water, metals
NONCD0002734	WILMINGTON FERTILIZER COMPANY	1702 NORTH 6TH STREET	WILMINGTON	NEW HANOVER	57.49	groundwater, inorganics
NONCD0002736	WILMINGTON SHIPYARD (former)	1500 POINT HARBOR RD.	WILMINGTON	NEW HANOVER	57.49	groundwater, metals soil, metals soil, SVOCs soil, VOCs
NCD003184710	CAROLINA CREOSOTING CORPORATION	EASTBROOK ROAD	LELAND	BRUNSWICK	57.17	groundwater, SVOCs soil, SVOCs
NCD000605303	FEDERAL PAPER BOARD CO., INC.	865 JOHN L RIEGEL RD	RIEGELWOOD	COLUMBUS	56.08	groundwater, metals groundwater, SVOCs groundwater, VOCs
NONCD0001250	ALMONT SHIPPING	929 N Front Street	WILMINGTON	NEW HANOVER	56.01	groundwater, inorganics groundwater, metals groundwater, VOCs soil, metals soil, SVOCs
NCD050409150	GENERAL ELECTRIC CO/WILMINGTON	3901 CASTLE HAYNE RD	WILMINGTON	NEW HANOVER	55.76	groundwater, VOCs
NCD074511361	AQUAIR CORPORATION	13300 SAM NEELY RD	CHARLOTTE	MECKLENBURG	55.35	groundwater, metals groundwater, VOCs soil, metals soil, VOCs
NONCD0001098	NATIONAL TEXTILES, LLP	REEP DRIVE	MORGANTON	BURKE	54.94	groundwater, VOCs soil, VOCs

VOC - volatile organic compound

SVOC - semi-volatile organic compound

NONCD0001892	ICI/DUPONT	HWY 53 EAST (CEDAR CREEK)	FAYETTEVILLE	CUMBERLAND	53.76	surface water, VOCs groundwater, VOCs soil, VOCs
NCD051745685	HOLDING POND FOR WASTE/USS	500 BROOME RD	GREENSBORO	GUILFORD	53.06	groundwater, SVOCs soil, metals soil, Pesticides/Herbicides soil, SVOCs surface water, metals surface water, SVOCs
NCD003229358	SCM PROCTOR-SILEX/WEAREVER	HAY ST	MOUNT AIRY	SURRY	53.02	groundwater, metals groundwater, VOCs sediment, metals sediment, VOCs soil, metals soil, VOCs surface water, metals
NCN000407584	SOUTHERN METALS RECYCLING, INC	13 WRIGHT ST	WILMINGTON	NEW HANOVER	52.56	groundwater, metals soil, metals
NCD981027915	J STREET FLYASH DISPOSAL SITE	SR 1769	ERWIN	HARNETT	52.48	soil, metals
NCD986166692	HARWELL ROAD SEPTIC PIT	BEATY AND JOHN D ROADS	GASTONIA	GASTON	52.37	groundwater, SVOCs groundwater, VOCs sediment, metals soil, metals soil, SVOCs soil, VOCs surface water, VOCs
NCD003167780	SPRAGUE ELECTRIC COMPANY	HWY 194	LANSING	ASHE	52.33	groundwater, metals groundwater, VOCs soil, metals
NONCD0002857	ABERDEEN FLORIST & GARDEN CENTER	500 S SANDHILLS BLVD	ABERDEEN	MOORE	52.02	groundwater, VOCs
NCN000407775	ROYSTER FERTILIZER	1690 NE ROYSTER RD	LELAND	BRUNSWICK	52.02	groundwater, metals groundwater, SVOCs soil, metals soil, SVOCs surface water, metals
NCD088563242	MONSANTO COMPANY/ROHM & HAAS	CEDAR CREEK RD	FAYETTEVILLE	CUMBERLAND	51.78	groundwater, VOCs

VOC - volatile organic compound

SVOC - semi-volatile organic compound

NCN000407333	TRIAD USED AUTO SALES	1520 ALAMANCE CHURCH RD	GREENSBORO	GUILFORD	51.53	sediment, metals groundwater, metals groundwater, SVOCs soil, metals soil, SVOCs
NONCD0001025	TOOMEY PROPERTY	1020 HICKORY GROVE ROAD	SPRINGWOOD	GASTON	51.23	groundwater, SVOCs groundwater, VOCs soil, pesticides/herbicides soil, SVOCs
NONCD0001967	AMERICAN DISTILLATION, INC	1690 NE ROYSTER RD	LELAND	BRUNSWICK	51.07	groundwater, metals soil, metals soil, SVOCs soil, VOCs
NONCD0001554	COX DODGE (FORMER)	1501 LIPSCOMB ROAD	WILSON	WILSON	51.05	groundwater, SVOCs groundwater, VOCs soil, VOCs surface water, VOCs
NCD982117590	CUSTOM PROCESSING AND MANUFACTURING	1110 SURRETT DRIVE	HIGH POINT	GUILFORD	51.04	groundwater, metals groundwater, VOCs soil, VOCs
NONCD0000016	CMC LANDFILL	EAST MAIN STREET	ELKIN	SURRY	51.02	groundwater, VOCs soil, VOCs
NCD986178226	TEXFI INDUSTRIES, INC	601 HOFFER DRIVE	FAYETTEVILLE	CUMBERLAND	50.55	groundwater, PFAS groundwater, VOCs soil, PFAS soil, VOCs
NONCD0001141	DIAZIT COMPANY	US 1	YOUNGSVILLE	FRANKLIN	50.34	groundwater, VOCs soil, VOCs surface water, VOCs
NCD093338119	SCM CORP. GLIDDEN COATINGS & RESINS	3926 GLENWOOD DRIVE	CHARLOTTE	MECKLENBURG	50.29	groundwater, VOCs
NCD986172518	OLD MOUNT HOLLY ROAD PCE SITE	OLD MT HOLLY RD & FREEDOM I			50.26	groundwater, SVOCs groundwater, VOCs
NONCD0002835	PRIME EQUIPMENT CO	1020 N FRONT ST	WILMINGTON	NEW HANOVER	50.19	groundwater, VOCs
NCD003231545	SHERWOOD TREATING CO., INC.	1660 SILAS CREEK PKWAY	WINSTON-SALEM	FORSYTH	49.78	groundwater, metals soil, metals
NCD047371794	COASTAL LUMBER CO	934 N CRAVEN ST	NEW BERN	CRAVEN	49.73	groundwater, inorganics

VOC - volatile organic compound

SVOC - semi-volatile organic compound

NONCD0002564	ALLENS FARM SUPPLY	511 N 3RD ST	WILMINGTON	NEW HANOVER	49.72	soil, inorganics groundwater, metals
NONCD0000004	STURGEON CITY SITE (NON-PRLF PORTION)	4 COURT STREET	JACKSONVILLE	ONslow	49.67	groundwater, VOCs groundwater, VOCs
NCD038551263	TRI-COUNTY COMMUNITY COLLEGE	OFF US 64 E SOUTH OF NC 1	MURPHY	CHEROKEE	49.66	sediment, metals groundwater, VOCs
NCD986176444	STROH/CHITTY FARM	5066 OVERDALE RD	WINSTON-SALEM	FORSYTH	49.56	soil, VOCs groundwater, VOCs
NCD000813592	GA-PACIFIC CORP/HDWD SAW	PLYWOOD DR	PLYMOUTH	WASHINGTON	49.53	soil, VOCs groundwater, metals groundwater, Pesticides/Herbicides groundwater, VOCs sediment, metals sediment, SVOCs soil, metals soil, Pesticides/Herbicides soil, SVOCs
NONCD0001052	THOMASVILLE FURNITURE	151 SMETHPORT DRIVE	WEST JEFFERSON	ASHE	49.51	groundwater, SVOCs groundwater, VOCs soil, inorganics soil, metals
NCD000772046	MOBIL OIL CORP/KOCH REFINING	3334 RIVER RD	WILMINGTON	NEW HANOVER	49.07	groundwater, metals groundwater, VOCs soil, metals
NC0001279710	WOODY WILSON BATTERY/ASHLEY HEIGHTS	301 OLD PINEHURST RD	ASHLEY HEIGHTS	HOKE	49.02	soil, metals soil, SVOCs
NCD986171379	NEW HAVEN DRIVE TCE	NEW HAVEN DRIVE	GASTONIA	GASTON	48.98	groundwater, VOCs
NCD046148540	CENTRAL TRANSPORT COMPANY	600 MELYNDA ROAD	CHARLOTTE	MECKLENBURG	48.84	groundwater, inorganics groundwater, metals groundwater, SVOCs groundwater, VOCs sediment, metals
NCSFN0407074	NC MARITIME MUSEUM	310 FRONT ST	BEAUFORT	CARTERET	48.84	sediment, metals sediment, Pesticides/Herbicides sediment, SVOCs sediment, VOCs

VOC - volatile organic compound

SVOC - semi-volatile organic compound

NONCD0002381	Reddick Fumigants, Inc.	3002 West Main Street	WILLIAMSTON	MARTIN	48.83	groundwater, VOCs
NCD986175636	ASHE PATTERN SHOP (FORMER)	4411 BEATY ROAD	GASTONIA	GASTON	48.82	groundwater, SVOCs groundwater, VOCs
NCD986180909	SHELBY DYEING & FINISHING	1038 SAM LATTIMORE ROAD	SHELBY	CLEVELAND	48.82	groundwater, metals groundwater, VOCs soil, metals soil, VOCs
NONCD0001233	LOFTIN PROPERTY	2361 LENNOXVILLE RD	BEAUFORT	CARTERET	48.58	groundwater, metals soil, metals
NCD980729412	CAROLINA TANK CLEANING COMPANY	1025 NC HWY 68	GREENSBORO	GUILFORD	48.53	soil, metals soil, VOCs
NONCD0000085	JONES & PRESNELL STUDIO	433 LAWTON ROAD	CHARLOTTE	MECKLENBURG	48.48	groundwater, SVOCs groundwater, VOCs
NCD986175628	LEES MOTOR WORKS	4415 BEATY ROAD	GASTONIA	GASTON	48.48	groundwater, SVOCs groundwater, VOCs soil, SVOCs soil, VOCs surface water, VOCs
NCD000623223	MARTIN MANUFACTURING PROPERTIES	E MAIN ST US 17	WILLIAMSTON	MARTIN	48.40	groundwater, metals groundwater, VOCs
NCD986186518	OLD ATC REFINERY	801 SURRY STREET	WILMINGTON	NEW HANOVER	48.40	groundwater, metals sediment, metals soil, metals soil, SVOCs
NCD042269134	SOUTHERN SCREW/FARLEY METALS	1225 BARKLEY RD	STATESVILLE	IREDELL	48.40	groundwater, cyanide groundwater, metals groundwater, SVOCs soil, bases soil, metals
NCD981474158	SWEETEN CREEK DRUM SITE	115 SWEETEN CREEK ROAD	ASHEVILLE	BUNCOMBE	48.40	soil, metals
NCD041230418	AMP INCORPORATED	3900 REIDSVILLE ROAD	WINSTON-SALEM	FORSYTH	48.35	sediment, cyanide sediment, metals soil, cyanide soil, metals soil, SVOCs surface water, metals

VOC - volatile organic compound

SVOC - semi-volatile organic compound

NCD986188027	CHAMPION LANDFILL NO 3	SR 1550 I40	CANTON	HAYWOOD	48.25	soil, metals
NONCD0001185	CSX-NUTT ST	515 NUTT ST	WILMINGTON	NEW HANOVER	48.21	groundwater, metals groundwater, SVOCs groundwater, VOCs
NONCD0002550	NCDOT MARINE BLVD & US 17	MARINE BLVD & US 17	JACKSONVILLE	ONSLow	48.21	groundwater, metals groundwater, SVOCs groundwater, VOCs soil, metals soil, SVOCs soil, VOCs
NCD980600449	SED, INC. RADAR ROAD	500 RADAR ROAD	GREENSBORO	GUILFORD	48.18	groundwater, metals soil, SVOCs
NCD003163888	HENREDON FURNITURE	400 HENREDON RD	MORGANTON	BURKE	48.17	groundwater, SVOCs groundwater, VOCs sediment, SVOCs soil, metals soil, SVOCs
NCD003198520	HONEYWELL, INC	921 HOLLOWAY STREET	DURHAM	DURHAM	48.17	groundwater, SVOCs groundwater, VOCs soil, metals soil, SVOCs soil, VOCs
NONCD0002368	EASTERN CAR CARE (FRMR)	703 E MAIN ST	MURFREESBORO	HERTFORD	48.10	groundwater, SVOCs groundwater, VOCs
NONCD0002995	JOHNS MANVILLE LDFL	SKYWAY CHURCH RD	MAXTON	SCOTLAND	48.10	groundwater, metals groundwater, VOCs
NCD041414780	FIELDCREST MILLS INC./NC FINISHING	US 29/70 N	SPENCER	ROWAN	48.07	groundwater, metals groundwater, SVOCs soil, metals soil, SVOCs
NCD091572073	NATIONAL STARCH & CHEMICAL COMPANY	2271 ANDREW JACKSON HWY	LELAND	BRUNSWICK	48.04	groundwater, VOCs
NCD045924032	WEST POINT PEPPERELL_ALAMAC	1885 ALAMAC RD	LUMBERTON	ROBESON	48.02	groundwater, SVOCs groundwater, VOCs known/suspected, PFAS soil, metals soil, SVOCs

VOC - volatile organic compound

SVOC - semi-volatile organic compound

NCD065288847	CF NITROGEN, INCORPORATED	HWY 45	WINTON	HERTFORD	47.99	soil, VOCs groundwater, metals
NONCD0001843	HERCULES	9 DAVIS DRIVE	DURHAM	DURHAM	47.93	soil, metals groundwater, VOCs
NCD024477556	WINSTON CONTAINER COMPANY	4732 MORRIS FIELD RD	CHARLOTTE	MECKLENBURG	47.89	surface water, VOCs soil, metals
NONCD0001094	ALLISON MANUFACTURING CO	930 OLD CHARLOTTE ROAD	ALBEMARLE	STANLY	47.87	soil, SVOCs groundwater, VOCs
NONCD0000023	CAROLINA P&L CO. FAYETTEVILLE	CUMBERLAND RD & OWEN DR	FAYETTEVILLE	CUMBERLAND	47.78	soil, VOCs groundwater, SVOCs
NONCD0001058	ELECTRONICS COMPONENT CORPORATION	200 ELECTRONICS PARKWAY	BURGAW	PENDER	47.78	soil, SVOCs surface water, SVOCs groundwater, VOCs
NONCD0002201	NEWS & OBSERVER MECH BLV-SPILL	1400 MECHANICAL BLVD.	GARNER	WAKE	47.78	groundwater, VOCs
NCD003232477	HIGH FALLS MILLS LLC	1714 CAROLINA MILL RD	BURLINGTON	ALAMANCE	47.77	groundwater, VOCs soil, VOCs
NCD072019011	SAAB BARRACUDA FACILITY	608 E MCNEILL ST	LILLINGTON	HARNETT	47.72	groundwater, VOCs
NONCD0002852	CLAYTON FARMS	1833 LOOP RD	CLAYTON	JOHNSTON	47.63	groundwater, pesticides/herbicides soil, pesticides/herbicides
NONCD0002420	APAC MAINTENANCE SHOP (FRMR)	240 CENTER ST	JACKSONVILLE	ONSLow	47.59	groundwater, metals soil, metals
NCN000409881	PAYNE RD SOLVENTS	105 PAYNE RD	BESSEMER CITY	GASTON	47.59	groundwater, VOCs soil, VOCs
NONCD0001200	COASTLINE INN PROPERTY	503 NUTT ST	WILMINGTON	NEW HANOVER	47.44	groundwater, metals groundwater, VOCs
NCD990883001	MONARCH FURNITURE CORPORATION	301 SCIENTIFIC ST	JAMESTOWN	GUILFORD	47.4	groundwater, metals soil, metals
NONCD0001550	COTTMAN TRANSMISSION	145-147 S. COLLEGE RD	WILMINGTON	NEW HANOVER	47.3	groundwater, SVOCs groundwater, VOCs soil, VOCs
NCD986180917	SPANN PROPERTY	US HIGHWAY 25	HENDERSONVILLE	HENDERSON	47.26	known/suspected,
NONCD0001029	R & D LAMINATORS INC	HOLLOMAN ROAD (SR 1187)	AHOSKIE	HERTFORD	47.21	groundwater, VOCs
NCD037160439	TOASTMASTER, INCORPORATED	17160 PLANT RD	LAURINBURG	SCOTLAND	47.08	groundwater, cyanide groundwater, metals groundwater, SVOCs

VOC - volatile organic compound

SVOC - semi-volatile organic compound

						groundwater, VOCs soil, cyanide soil, metals
NONCD0001952	KERR FACILITY - AHOSKIE	228 JOHNNY MITCHELL RD	AHOSKIE	HERTFORD	46.99	groundwater, VOCs
NCD986176030	RHODERIA DRIVE WELLS	LAKWOOD & RHODERA DRIVE	STALLINGS	UNION	46.98	groundwater, VOCs soil, metals
NCD044444735	CROMPTON & KNOWLES CORP.	SPENCER MT RD	LOWELL	GASTON	46.97	groundwater, metals groundwater, VOCs soil, metals soil, VOCs
NCD986231967	TOM SADLER ROAD WELLS	TOM SADLER RD	CHARLOTTE	MECKLENBURG	46.92	groundwater, metals groundwater, VOCs soil, metals soil, SVOCs soil, VOCs
NCD003183571	WINTERVILLE MACHINE WORKS, INC.	2672 MILL ST	WINTERVILLE	PITT	46.9	groundwater, VOCs soil, cyanide soil, metals soil, SVOCs soil, VOCs
NCN000407188	US 1-15/501 ABERDEEN	517 S SANDHILLS BLVD	ABERDEEN	MOORE	46.88	groundwater, VOCs sediment, metals sediment, VOCs soil, metals soil, VOCs surface water, VOCs
NONCD0000081	TRITON, INC	1610 SOUTH WARD BLVD	WILSON	WILSON	46.84	groundwater, metals groundwater, SVOCs groundwater, VOCs
NCD067187302	FULFLEX	500 AIR BOSS PKWY	SCOTLAND NECK	HALIFAX	46.73	groundwater, VOCs
NCD003233673	HOOVER REPAIR SHOP	461 N SOUTH STREET SR1669	MT AIRY	SURRY	46.69	groundwater, cyanide groundwater, metals soil, cyanide soil, metals
NCD980518211	IRT/IBM CORPORATION	4101 S I-85	CHARLOTTE	MECKLENBURG	46.67	groundwater, metals
NONCD0002874	MOHAWK-KARASTAN	2007 DICKINSON AVE	GREENVILLE	PITT	46.67	groundwater, metals

VOC - volatile organic compound

SVOC - semi-volatile organic compound



						soil, metals
						soil, SVOCs
NONCD0001685	EAST MAIN STREET PCE	EAST MAIN ST	MURFREESBORO	HERTFORD	46.66	groundwater, VOCs
NONCD0002779	APAC-CASTLE HAYNE ASPHALT PLANT	4909 N COLLEGE RD	CASTLE HAYNE	NEW HANOVER	46.65	groundwater, VOCs
						soil, metals
						soil, VOCs
NONCD0001156	CLEAN-CLEAN DRY CLEANERS/VIP CLEANERS	627 TARRYTOWN CTR	ROCKY MOUNT	NASH	46.63	groundwater, VOCs
						soil, VOCs
NONCD0003025	WORLD WOOD PRODUCTS	12045 OLD HWY 70 W	COVE CITY	CRAVEN	46.59	groundwater, metals
						groundwater, SVOCs
						groundwater, VOCs
						soil, metals
						soil, SVOCs
NONCD0001155	D&G PROPERTIES-SLAUGHTERHOUSE PARCEL	ROYSTER RD	NAVASSA	BRUNSWICK	46.57	groundwater, metals
						soil, metals
NCD072012354	SINGER CO/FURNITURE DIV WASHINGTON	STATE ROAD 1175	CHOCOWINITY	BEAUFORT	46.57	groundwater, metals
						groundwater, Pesticides/Herbicides
						groundwater, SVOCs
						sediment, SVOCs
						soil, SVOCs
NONCD0001690	CITY OF GOLDSBORO MAINTENANCE COMPLE	1601 N CLINGMAN ST	GOLDSBORO	WAYNE	46.56	groundwater, VOCs
NCD093137636	GENERAL WOOD PRESERVING CO., INC.	HWY 74/76	LELAND	BRUNSWICK	46.56	groundwater, SVOCs
						soil, SVOCs
NONCD0001886	HYDE COUNTY COURTHOUSE	30 OYSTER CREEK RD	SWAN QUARTER	HYDE	46.56	groundwater, pesticides/herbicides
						soil, pesticides/herbicides
NCD041519364	TEXASGULF CHEMICALS COMPANY	HWY 306 NORTH	AURORA	BEAUFORT	46.56	groundwater, Pesticides/Herbicides
						groundwater, VOCs
						sediment, metals
						sediment, VOCs
						soil, Pesticides/Herbicides
						soil, VOCs
						surface water, metals
NCD003184249	UNION CARBIDE CORP/EVEREADY BATTERY	264 BYPASS-EVANS ST EXTN	GREENVILLE	PITT	46.52	groundwater, metals
						groundwater, VOCs
NONCD0003187	KOURY ENTERPRISES COMPANY LLC	1029 WINSTON ST	GREENSBORO	GUILFORD	46.51	groundwater, SVOCs
						groundwater, VOCs

VOC - volatile organic compound

SVOC - semi-volatile organic compound

						soil, SVOCs
						soil, VOCs
NC5210022906	USA RESERVE XVIII AIRBORNE CORPS	405 FISHER ST	MOREHEAD CITY	CARTERET	46.51	known/suspected,
NONCD0001049	LEXINGTON FURNITURE IND. PLNT NO 7	178 LFI COMPLEX LANE	LEXINGTON	DAVIDSON	46.43	groundwater, metals
						groundwater, SVOCs
NONCD0002492	SOUTH SEA RATTAN - FAIRFAX ROAD	1702 & 1708 FAIRFAX RD	GREENSBORO	GUILFORD	46.43	groundwater, VOCs
						soil, metals
						soil, VOCs
NCD980844336	UNION CARBIDE BATTERY	5400 HOVIS ROAD	CHARLOTTE	MECKLENBURG	46.3	groundwater, metals
						groundwater, VOCs
						soil, metals
						surface water, VOCs
NONCD0001186	CARR MILL MALL	200 N GREENSBORO ST	CARRBORO	ORANGE	46.28	groundwater, VOCs
NONCD0001778	Glen Raven Mills (former)	142 Glen Raven Road	GLEN RAVEN	ALAMANCE	46.24	groundwater, metals
						groundwater, VOCs
NCN000409811	ELECTRIC MOTOR & TRANSFORMER	1900 S SAUNDERS ST	RALEIGH	WAKE	46.21	groundwater, SVOCs
						groundwater, VOCs
						soil, SVOCs
						soil, VOCs
NONCD0001128	RESOLUTION PACKAGING	468 CAROLINA AVE	MARION	MCDOWELL	46.21	groundwater, metals
NONCD0001023	HEAVY EQUIPMENT SCHOOL	HEAVY EQUIPMENT ROAD	CHARLOTTE	MECKLENBURG	46.2	groundwater, SVOCs
						groundwater, VOCs
NCD003149663	RADIATOR SPECIALTY COMPANY	1900 WILKINSON BLVD	CHARLOTTE	MECKLENBURG	46.16	groundwater, VOCs
						sediment, metals
						sediment, SVOCs
						soil, metals
						soil, SVOCs
NCD049772023	H & S PROCESSORS, INC.	NC HIGHWAY 150 WEST	LINCOLNTON	LINCOLN	46.11	groundwater, VOCs
NCD003216462	UNION CARBIDE CORP/EVEREADY BATTERY	800 ALBEMARLE RD	ASHEBORO	RANDOLPH	45.97	groundwater, VOCs
						soil, VOCs
NONCD0002555	WHITEVILLE BUMPER & GLASS (FORMER)	824 Jefferson St	WHITEVILLE	COLUMBUS	45.86	groundwater, VOCs
						soil, metals
NCD003213030	DOUGLAS BATTERY MANUFACTURING CO.	500 BATTERY DR	WINSTON-SALEM	FORSYTH	45.69	groundwater, metals
NCD144192606	PARKER-ZENITH	160 TAYLOR ST	ABERDEEN	MOORE	45.67	groundwater, VOCs
						soil, VOCs
NONCD0002968	TOWN OF EDENTON STREET DEPT	120 W HICKS ST	EDENTON	CHOWAN	45.63	groundwater, VOCs

VOC - volatile organic compound

SVOC - semi-volatile organic compound

NONCD0001074	OLD FORD BLDG	FIFTH ST	TABOR CITY	COLUMBUS	45.62	groundwater, metals soil, metals soil, VOCs
NONCD0001259	AMI, LIMITED	2609 TUCKER ST.	BURLINGTON	ALAMANCE	45.4	groundwater, VOCs soil, VOCs
NCD981015746	CAROLINA ALUMINUM/HERBERT TAYLOR	SR 1125	ROPER	WASHINGTON	45.33	soil, VOCs
NCD024600579	SUPERIOR PRODUCTS COMPANY	4801 BURLINGTON RD	GREENSBORO	GUILFORD	45.25	soil, metals
NCN000409779	WAYNE AGRICULTURAL WORKS	700 S JOHN ST	GOLDSBORO	WAYNE	45.25	groundwater, metals groundwater, VOCs
NONCD0003176	COROLLA CATTLE DIP	1215 PONTON LN	COROLLA	CURRITUCK	45.22	groundwater, metals soil, metals
NONCD0001485	CHATHAM MILLS, INC.	480 HILLSBORO STREET	PITTSBORO	CHATHAM	45.21	groundwater, VOCs
NONCD0001174	ARROW LAUNDRY	4735 MONROE RD	CHARLOTTE	MECKLENBURG	45.15	groundwater, VOCs soil, VOCs
NONCD0002969	CAPITAL INN	1625 CAPITAL BLVD	RALEIGH	WAKE	45.15	groundwater, VOCs
NONCD0002821	COMPLETE AUTO CENTER	909 CAPITAL BLVD	RALEIGH	WAKE	45.15	groundwater, SVOCs groundwater, VOCs soil, VOCs
NONCD0002277	PAZUIK WAREHOUSE	710 SUNNYVALE DRIVE	WILMINGTON	NEW HANOVER	45.15	groundwater, VOCs soil, VOCs
NCD981473150	CHERRY MT STREET DRUM	602 CHERRY MOUNTAIN	FOREST CITY	RUTHERFORD	45.07	soil, metals
NCN000407830	CLOROX CHEMICAL	800 GESCO ST	CHARLOTTE	MECKLENBURG	45.07	sediment, metals sediment, Pesticides/Herbicides sediment, SVOCs soil, metals soil, Pesticides/Herbicides soil, SVOCs surface water, metals surface water, Pesticides/Herbicides surface water, SVOCs
NONCD0001022	GIBBS ELECTROPLATING - OLD LOCATION	2229 N DAVIDSON	CHARLOTTE	MECKLENBURG	45.07	groundwater, metals groundwater, VOCs soil, metals
NONCD0001899	INESCO SITE	800 WHITFIELD RD.	FAYETTEVILLE	CUMBERLAND	45.07	groundwater, VOCs
NONCD0001092	CMI WWTP (PARCEL1)	HWY 268	ELKIN	SURRY	44.85	groundwater, metals groundwater, VOCs

VOC - volatile organic compound

SVOC - semi-volatile organic compound

						sediment, VOCs
						soil, metals
						soil, VOCs
NCD980728745	OSHIELDS FLY ASH	101 LACY LANE	PISGAH FOREST	TRANSYLVANIA	44.8	known/suspected,
NCD003528825	FIELDCREST MILLS INC.	WALPAT RD	SMITHFIELD	JOHNSTON	44.79	groundwater, VOCs
NONCD0001011	JUNG CORPORATION	718-720 INDUSTRIAL PARK AVE	ASHEBORO	RANDOLPH	44.77	groundwater, VOCs
NONCD0001169	LIBERTY FABRICS (FORMER)	US 64	JAMESVILLE	MARTIN	44.72	groundwater, VOCs
NCD986228054	KANNAPOLIS PCE SPILL	ENOCHVILLE ROAD	KANNAPOLIS	ROWAN	44.71	groundwater, VOCs
NCD981863228	SCHERER, R.P.	2021 E. ROOSEVELT BLVD.	MONROE	UNION	44.71	groundwater, VOCs soil, VOCs
NCD990734055	HERCOFINA/CAPE INDUSTRIES	4600 HWY 421 N	WILMINGTON	NEW HANOVER	44.62	groundwater, metals groundwater, VOCs soil, metals soil, VOCs
NONCD0002792	MARSHALLBERG BOAT YARD	1290 & 1295 MARSHALLBERG RD	MARSHALLBERG	CARTERET	44.57	groundwater, VOCs soil, metals
NONCD0002623	RED APPLE MARKETS #40 (FMR)	925 E MEMORIAL DR	AHOSKIE	HERTFORD	44.52	groundwater, VOCs
NCD093334969	S & S METALS RECYCLING COMPANY	SHORTCUT ROAD/SR 2455	GOLD HILL	CABARRUS	44.49	soil, metals surface water, metals
NONCD0002612	TOWN OF CAROLINA BEACH	406 S. DOW ROAD	CAROLINA BEACH	NEW HANOVER	44.49	soil, metals soil, SVOCs soil, VOCs
NONCD0000060	WATTS REGULATOR-GENERAL AIDES SITE	WITHROW ROAD	FOREST CITY	RUTHERFORD	44.49	soil, metals
NCD982080152	PEE DEE TIMBER CO	230 W BIZZELL ST	LAURINBURG	SCOTLAND	44.48	soil, metals surface water, metals
NONCD0001116	REPUBLIC SERVICES OF NC	312 JACK SHERMAN RD	ROUGEMONT	PERSON	44.48	groundwater, VOCs
NCD042091215	RJR TECH COMPANY	841 AVOCA FARM RD	MERRY HILL	BERTIE	44.48	soil, VOCs
NONCD0000802	LES MYERS PARK	LAWNDALE AVENUE EXT.	CONCORD	CABARRUS	44.42	soil, metals
NONCD0002228	Oak Island Police Dept.	4621 E. Oak Island Drive	Oak Island	Brunswick	44.36	groundwater, pesticides/herbicides groundwater, SVOCs soil, pesticides/herbicides soil, SVOCs
NCD981928088	TEXFI INDUSTRIES, INC/NEW BERN	197 Bosch Blvd	NEW BERN	CRAVEN	44.3	groundwater, SVOCs groundwater, VOCs
NCD084167444	STANADYNE, INC/DIESEL SYSTEMS	405 WHITE ST	JACKSONVILLE	ONSLow	44.22	soil, metals soil, SVOCs

VOC - volatile organic compound

SVOC - semi-volatile organic compound

NCD072003635	ATHOL MANUFACTURING COMPANY	C & 22ND ST	BUTNER	GRANVILLE	44.19	soil, VOCs groundwater, SVOCs groundwater, VOCs sediment, SVOCs surface water, SVOCs
NCD980557631	LIVEWIRE ELEC CO/CALIFORNIA SPRAY	1004 SOUTH GEORGE STREET	GOLDSBORO	WAYNE	44.16	groundwater, pesticides/herbicides soil, pesticides/herbicides
NCD006390561	AKZO NOBLE COATINGS, INC.	1431 PROGRESS ST	HIGH POINT	GUILFORD	44.13	groundwater, SVOCs groundwater, VOCs soil, SVOCs soil, VOCs
NONCD0002838	WACCAMAW TRANSPORT (FORMER)	1106 S 2ND ST	WILMINGTON	NEW HANOVER	44.12	groundwater, metals groundwater, VOCs soil, VOCs
NCD083674713	HULL SERVICE STATION/PHILLIPS 66	HIGHWAY 274 SOUTH	VALE	LINCOLN	44.07	groundwater, VOCs
NONCD0001178	PACKER PROPERTY	US 701 & JEWEL ST	WHITEVILLE	COLUMBUS	43.99	groundwater, VOCs
NONCD0001432	THE CAPE GOLF COURSE	535 The Cape Blvd	WILMINGTON	NEW HANOVER	43.99	groundwater, metals groundwater, Pesticides/Herbicides
NONCD0001054	WILLIAMS AUTO CENTER	401 D STREET	BRIDGETON	CRAVEN	43.93	groundwater, metals soil, metals
NONCD0000038	AYCOCK PROPERTY	SR 1162 & 1103	WILSON	WILSON	43.92	groundwater, Pesticides/Herbicides
NONCD0002711	WESTPOINT STEVENS	AIRPORT ROAD	WAGRAM	Scotland		groundwater, VOCs
NCD003164464	UNIROYAL INC/UNIROYAL CHEMICAL	214 W RUBY AVE	GASTONIA	GASTON	43.79	soil, metals soil, SVOCs
NONCD0002977	RESINALL CORPORATION	302 WATER ST	SEVERN	NORTHAMPTON	43.77	groundwater, metals groundwater, SVOCs groundwater, VOCs
NONCD0002543	STEEVECOKNIT FABRICS COMPANY	601 WILMINGTON ROAD	WALLACE	DUPLIN	43.75	groundwater, VOCs soil, VOCs
NONCD0002777	APAC-GOLDSBORO ASPHALT PLANT	2421 ARRINGTON BRIDGE RD	GOLDSBORO	WAYNE	43.72	groundwater, VOCs soil, VOCs
NONCD0001922	ALKALI SCREEN PRINTING	6420 AMSTERDAM WAY	WILMINGTON	NEW HANOVER	43.48	known/suspected,
NCD009305699	GTE SYLVANIA, INC.	1315 Outlet Center Dr	SMITHFIELD	JOHNSTON	43.47	groundwater, VOCs soil, VOCs
NONCD0001391	BROWNS RADIATOR SERVICE	2136 WRIGHTSVILLE AVE	WILMINGTON	NEW HANOVER	43.38	soil, metals
NONCD0001397	BURKART CAROLINA	DABNEY DRIVE	HENDERSON	VANCE	43.38	groundwater, VOCs

VOC - volatile organic compound

SVOC - semi-volatile organic compound

NCD053487765	STRATFORD METAL FINISHINGS, INC.	807 S MARSHALL ST	WINSTON-SALEM	FORSYTH	43.38	soil, VOCs soil, metals
NCN000410280	GREAT LAKES CARBON CORPORATION	307 JAMESTOWN ROAD	MORGANTON	BURKE	43.36	groundwater, metals groundwater, VOCs
NCD062571658	HONEYWELL MICRO SWITCH DIV.	1 HICKORY DRIVE	MARS HILL	MADISON	43.33	soil, metals soil, VOCs
NCD082363102	HELENA CHEMICAL COMPANY	17321 HARRY MALLOY RD	LAURINBURG	SCOTLAND	43.32	groundwater, Pesticides/Herbicides soil, metals
NONCD0001046	B&H RECYCLERS	7256 US 74 W	POLKTON	ANSON	43.31	groundwater, VOCs
NCD060306727	RICHARDS, WC COMPANY, INC.	101 EAST MAPLE STREET	ABERDEEN	MOORE	43.31	soil, metals soil, VOCs
NONCD0002531	STANLEY FASTENING	2903 LEE AVE	SANFORD	LEE	43.31	groundwater, VOCs
NCD986211274	STONE FORD CREEK DRUM DUMP SITE	MT. ZION ROAD	DEEP GAP	WILKES	43.31	known/suspected,
NONCD0001168	RIVER CITY CONSTRUCTION CO	3534 CHERRY RUN RD	WASHINGTON	BEAUFORT	43.3	groundwater, metals groundwater, SVOCs groundwater, VOCs soil, metals soil, VOCs
NCD986232676	ROCK-TENN MARION FOLDING	33 BURGIN ST	MARION	MCDOWELL	43.3	groundwater, metals
NONCD0001265	AMP, INC. BUILDING 11	1124 N.CHURCH ST.	GREENSBORO	GUILFORD	43.29	groundwater, VOCs
NONCD0001491	COUSINS PERSONAL MINI-STORAGE	723 HWY 117 N BYPASS	GOLDSBORO	WAYNE	43.19	groundwater, metals soil, metals
NONCD0001138	DEUTSCH RELAYS	2021 GARDNER DR	WILMINGTON	NEW HANOVER	43.19	groundwater, VOCs
NONCD0001095	MOSES CONE MEMORIAL PARK	BLUE RIDGE PKWY	BLOWING ROCK	WATAUGA	43.19	soil, metals
NONCD0000027	MEADOWVIEW ROAD	MEADOWVIEW ROAD	GREENSBORO	GUILFORD	43.04	groundwater, VOCs
NCD986172617	FORBES ROAD WELLS/RAUCH IND	2408 FORBES ROAD	GASTONIA	GASTON	43.02	groundwater, VOCs soil, VOCs surface water, VOCs
NONCD0001677	ELECTRIC MOTOR SERVICE	2103 US HYW 13 SOUTH	AHOSKIE	HERTFORD	42.94	groundwater, SVOCs groundwater, VOCs
NONCD0002553	Stoneville Furniture Company	525 South Henry Street	STONEVILLE	ROCKINGHAM	42.93	groundwater, VOCs soil, VOCs
NONCD0002798	TOWN AND COUNTRY CLEANERS	617 WASHINGTON ST	WILLIAMSTON	MARTIN	42.91	groundwater, VOCs soil, VOCs
NCD003230836	DUKE REFINING CORPORATION	2020 JARRELL STREET	HIGH POINT	GUILFORD	42.87	groundwater, SVOCs groundwater, VOCs

VOC - volatile organic compound

SVOC - semi-volatile organic compound

						sediment, VOCs soil, SVOCs
NONCD0002542	STEVENS CLEANERS	IONA AND MAIN STREET	FAIRMONT	ROBESON	42.87	groundwater, VOCs soil, VOCs
NONCD0001668	CORNER COTTON GIN	151 MINGO CHURCH RD	MINGO	SAMPSON	42.86	groundwater, inorganics groundwater, VOCs soil, inorganics
NONCD0001538	CONFLANDEY INC.	3620 CHADBOURN HIGHWAY	WHITEVILLE	COLUMBUS	42.84	groundwater, metals soil, metals
NONCD0001113	SOUTHERN STATES (FORMER)	125 LINE AVE	GREENVILLE	PITT	42.81	groundwater, Pesticides/Herbicides soil, SVOCs
NONCD0000025	RANGE ROAD BURN SITE	RANGE ROAD	BUTNER	GRANVILLE	42.8	soil, metals
NONCD0001090	OLD MILL BLDG	301 FOURTH AVE EAST	HENDERSONVILLI	HENDERSON	42.75	groundwater, VOCs
NCN000407197	LEARY BROTHERS STORAGE (FORMER)	VIRGINIA & BROAD STREET	EDENTON	CHOWAN	42.74	groundwater, metals groundwater, VOCs soil, metals soil, pesticides/herbicides soil, SVOCs
NONCD0001016	ROYSTER-CLARK FERTILIZER PLANT	1598 HINES RD	OAK CITY	MARTIN	42.74	groundwater, inorganics groundwater, Pesticides/Herbicides soil, inorganics
NCD000615872	AMP INCORPORATED	1260 SHANNON-BRADLEY RD	GASTONIA	GASTON	42.72	groundwater, metals soil, metals soil, SVOCs
NCD981014517	DYNATECH	TOOMEY AVE	CHARLOTTE	MECKLENBURG	42.6	groundwater, metals sediment, metals
NONCD0001105	WETSIG YACHTS	4022 MARKET STREET	WILMINGTON	NEW HANOVER	42.6	groundwater, metals soil, metals
NCD130708126	CONSOLIDATED WAREHOUSE	8300 MOORES CHAPEL RD	CHARLOTTE	MECKLENBURG	42.58	groundwater, VOCs soil, VOCs surface water, VOCs
NCD003198967	GENERAL ELECTRIC CO/CAROLINA	900 N GEORGE ST	GOLDSBORO	WAYNE	42.53	groundwater, metals
NCD051853547	AUSTIN FOODS	E CHATHAM ST	CARY	WAKE	42.43	groundwater, Pesticides/Herbicides groundwater, SVOCs groundwater, VOCs soil, Pesticides/Herbicides

VOC - volatile organic compound

SVOC - semi-volatile organic compound

						soil, SVOCs
						soil, VOCs
NONCD0001330	BECKER BUILDERS SUPPLY COMPANY	4614 MARKET STREET	WILMINGTON	NEW HANOVER	42.43	groundwater, SVOCs
NONCD0001430	DELL MOORE PROPERTY	5815 HILLSBOROUGH ST	RALEIGH	WAKE	42.43	groundwater, SVOCs
						groundwater, VOCs
						soil, VOCs
NCN000409865	FORSHAW CHEMICALS	650 STATE ST	CHARLOTTE	MECKLENBURG	42.43	soil, metals
						soil, Pesticides/Herbicides
						soil, SVOCs
						surface water, metals
						surface water, Pesticides/Herbicides
						surface water, SVOCs
NONCD0002091	MOREHEAD MARINE (FORMER)	4971 ARENDELL ST	MOREHEAD CITY	CARTERET	42.37	groundwater, metals
						groundwater, VOCs
NCSFN0407140	CARDINAL CONTAINER SERVICES	138 WALSER ROAD	LEXINGTON	DAVIDSON	42.3	groundwater, metals
						groundwater, VOCs
NCN000409854	ROMATIC MANUFACTURING	402 E ROSE ST	SANFORD	LEE	42.27	sediment, metals
						sediment, SVOCs
NONCD0002124	WELDON MILL (FRMR)	E 11TH ST & SYCAMORE ST	WELDON	HALIFAX	42.15	known/suspected,
NCD043711977	CHEMICAL LEAMAN TANK LINES, INC.	6600 WEST MARKET STREET	GREENSBORO	GUILFORD	42.05	groundwater, VOCs
NCD990733180	ABBOTT LABS	HWY 301 N	ROCKY MOUNT	NASH	42.03	groundwater, VOCs
NONCD0001072	J & C DYEING	1000 WEST GROVER STREET	SHELBY	CLEVELAND	41.98	groundwater, metals
						groundwater, VOCs
						soil, metals
NCD002571438	ABC ENGRAVERS	724 NORTH I-85	CHARLOTTE	MECKLENBURG	41.91	groundwater, metals
						groundwater, VOCs
						soil, metals
NONCD0002880	PATCHES BODY SHOP	1903 E GREEN ST	HIGH POINT	GUILFORD	41.91	groundwater, VOCs
NCD981932023	TARBORO-EDGEcombe AIRPORT	HWY 44	TARBORO	EDGEcombe	41.81	soil, SVOCs
NCN000407243	WOODYS SALVAGE YARD	4139 CLINTON RD	VANDER	CUMBERLAND	41.8	known/suspected,
NCD003155587	SCOTT AVIATION OF MONROE/TOOL SERV	309 W. CROWELL ST	MONROE	UNION	41.73	groundwater, SVOCs
						groundwater, VOCs
						soil, metals
NCD047257472	APPLIED RESEARCH GROUP, INC.	2221 N. DAVIDSON STREET	CHARLOTTE	MECKLENBURG	41.66	groundwater, metals
						groundwater, SVOCs
						groundwater, VOCs

VOC - volatile organic compound

SVOC - semi-volatile organic compound



						soil, metals
						soil, SVOCs
NCD981031578	RAINBOW DRIVE BATTERY	SR 1646	KANNAPOLIS	CABARRUS	41.66	soil, metals
NONCD0001248	UNITED SALVAGE	BUTTERCUP LANE	ROANOKE RAPIDS	HALIFAX	41.62	soil, metals
NCD981030893	MUSIC CLUB PESTICIDE SITE	SE QUADRANT OF INT US 17	WILLIAMSTON	MARTIN	41.61	soil, Pesticides/Herbicides
NCD991278730	SQUIBB E R & SONS	FLOWERS RD	KENLY	JOHNSTON	41.61	groundwater, VOCs
NONCD0002790	RIVERS JUNKYARD	5501 DOGWOOD ST	WINNABOW	BRUNSWICK	41.52	known/suspected,
NONCD0000073	H. M. WADE FURNITURE	SOUTH GRAHAM STREET	CHARLOTTE	MECKLENBURG	41.5	groundwater, VOCs
NONCD0001125	RALEIGH TTA-DILLON PARCEL A	102 S WEST ST	RALEIGH	WAKE	41.5	groundwater, SVOCs
						groundwater, VOCs
						soil, inorganics
						soil, metals
						soil, SVOCs
NONCD0001126	RALEIGH TTA-DILLON PARCEL B	S WEST ST	RALEIGH	WAKE	41.5	groundwater, SVOCs
						groundwater, VOCs
						soil, SVOCs
NCD980557854	FMC/NIAGARA PESTICIDES	3595 OLD NC 11	AYDEN	PITT	41.44	soil, Pesticides/Herbicides
						soil, SVOCs
NONCD0001490	KINDER MORGAN/Chemserv	2005 n 6th Street	WILMINGTON	NEW HANOVER	41.42	groundwater, inorganics
						groundwater, metals
						soil, metals
NONCD0001127	RALEIGH TTA-DILLON PARCEL C	510 & 602 W MARTIN ST	RALEIGH	WAKE	41.4	groundwater, SVOCs
						groundwater, VOCs
NCD055165609	PANTASOTE INC. FILM/COMPOUND DIV.	1508 S CENTER ST	HICKORY	CATAWBA	41.38	groundwater, metals
						groundwater, SVOCs
						groundwater, VOCs
						soil, metals
NONCD0001176	MURFREESBORO VENEER	307 N 2ND ST	MURFREESBORO	HERTFORD	41.37	groundwater, VOCs
NCD991278755	MARTINS BATTERY SALVAGE, INC.	5500 ASHLAND RD	KANNAPOLIS	CABARRUS	41.22	soil, metals
NONCD0000047	MEADS AIRFIELD PESTICIDES	SR 1100	WEEKSVILLE	PASQUOTANK	41.22	soil, Pesticides/Herbicides
NCD986171445	BENFIELD CHEMICALS	OLD CANTON CLYDE HWY	CANTON	HAYWOOD	41.2	soil, metals
						soil, Pesticides/Herbicides
						soil, VOCs
NONCD0001099	C & L SURPLUS	1868 HWY 64 W	HAYESVILLE	CLAY	41.2	sediment, metals
NCD980848782	MADISON COUNTY CYANIDE SITE	7735 NC 63 HWY	LEICESTER	MADISON	41.2	groundwater, cyanide
						groundwater, metals

VOC - volatile organic compound

SVOC - semi-volatile organic compound

						soil, cyanide
						soil, metals
NCD062664883	REINCO CHEMICAL COMPANY	EAST 11 ST	ROANOKE RAPIDS	HALIFAX	41.2	groundwater, pesticides/herbicides
						soil, pesticides/herbicides
NCD986195154	PENDER PLATING COMPANY	110 W HAYES ST.	BURGAW	PENDER	41.19	soil, metals
NCD054283189	HOOVER MACHINE SHOP	RATCHFORD ROAD	GASTONIA	GASTON	41.09	groundwater, VOCs
NONCD0002319	POLYLOK, INC./WELLINGTON SEARS	3006 ANACONDA RD.	TARBORO	EDGEcombe	41.09	groundwater, VOCs
						soil, VOCs
NONCD0001295	HOLT STREET DUMP	HOLT ST	MEBANE	ALAMANCE	41.08	groundwater, metals
						groundwater, SVOCs
						soil, metals
						soil, VOCs
NONCD0002522	JIFFY MART	1801 N RALEIGH ST	ROCKY MOUNT	EDGEcombe	41.04	groundwater, VOCs
NCD001704980	WILMINGTON BRANCH/BORDEN/SMITH DOUGL	NAVASSA ROAD	NAVASSA	BRUNSWICK	40.81	groundwater, Pesticides/Herbicides
						groundwater, SVOCs
						soil, metals
						soil, pesticides/herbicides
						soil, SVOCs
NONCD0001107	CONE MILLS - FLORENCE PLANT	FLORENCE & DEPOT RDS	FOREST CITY	RUTHERFORD	40.75	groundwater, VOCs
						soil, VOCs
NONCD0001077	CATAWISSA LUMBER CO	301 LOCUST ST	WEST JEFFERSON	ASHE	40.72	groundwater, SVOCs
NONCD0001383	BRIN MONT CHEMICALS, INC.	3921 SPRING GARDEN ST	GREENSBORO	GUILFORD	40.71	groundwater, VOCs
NONCD0002815	CAROLINA CHEMICAL CORP (FORMER)	6600 WARD BLVD	WILSON	WILSON	40.71	groundwater, pesticides/herbicides
						groundwater, VOCs
						soil, metals
						soil, pesticides/herbicides
NCD075570820	PLYMOUTH WOOD TREATING COMPANY	N HWY 45	PLYMOUTH	WASHINGTON	40.68	groundwater, metals
NCD982119463	DAYCO LANDFILL CRYME COVE ROAD	SR 1134	WAYNESVILLE	HAYWOOD	40.52	groundwater, SVOCs
NCD003235066	NEW AGE FURNITURE CO/MILLER TOOL	PROSPECT INDUSTRIAL PARK	LEXINGTON	DAVIDSON	40.42	groundwater, metals
NONCD0002378	REA CONSTRUCTION-ROCKY MOUNT	1970 TANNER RD	ROCKY MOUNT	Edgecombe	40.19	groundwater, VOCs
NCD980838379	ROWE CORP PROPERTY/BOULIGNY SITE	433 W MOREHEAD ST	CHARLOTTE	MECKLENBURG	40.18	groundwater, metals
						soil, metals
NONCD0001832	HB FULLER CO.	3005 HOLTS CHAPEL ROAD	GREENSBORO	GUILFORD	40.07	groundwater, cyanide
						groundwater, metals
						groundwater, SVOCs
						groundwater, VOCs

VOC - volatile organic compound

SVOC - semi-volatile organic compound

						soil, metals
						soil, pesticides/herbicides
						soil, SVOCs
						soil, VOCs
NCD982140014	HYDRO EXTRUSION USA BLDG NO.1	1507 INDUSTRY DRIVE	BURLINGTON	ALAMANCE	40.07	groundwater, metals groundwater, VOCs
						soil, metals
NONCD0001124	RALEIGH TTA-WILSON PARCEL	200 S WEST ST	RALEIGH	WAKE	40.07	groundwater, VOCs
NCD003158094	GLEN RAVEN MILLS	EAST MAIN STREET	BURNSVILLE	YANCEY	40.02	soil, metals
NCD986166379	PILOT MOUNTAIN TIRE FIRE	DAVENPORT ROAD	PILOT MOUNTAIN	SURRY	39.94	known/suspected,
NCSFN0406911	CAROLINA ASSOCIATED MILL	766 HWY 10 W	NEWTON	CATAWBA	39.88	groundwater, metals soil, metals soil, SVOCs soil, VOCs
NCN000407700	SPRINGS ROAD GO CART TRACK	4254 SPRINGS RD	CONOVER	CATAWBA	39.86	sediment, SVOCs sediment, VOCs surface water, SVOCs surface water, VOCs
NONCD0000012	WHITES GRAVEL PIT	1515 HWY 49 SOUTH	CONCORD	CABARRUS	39.83	soil, metals
NCD986223170	MCBESS INDUSTRIES	OLD HWY 321	HIGH SHOALS	GASTON	39.75	sediment, metals soil, SVOCs
NONCD0001188	SHELBY BODY SHOP	1904 E DIXON BLVD	SHELBY	CLEVELAND	39.74	groundwater, VOCs
NCD980839757	INDIAN GRAVE GAP DRUM DISPOSAL	APPROX 2 MLS N OF SR 1513	LENOIR	CALDWELL	39.69	surface water, metals
NCD986172500	MCLEAN BROTHERS FARM	SR 1415	WAGRAM	SCOTLAND	39.67	soil, Pesticides/Herbicides soil, SVOCs
NCD048958615	KELLY-SPRINGFIELD TIRE CO/GOODYEAR	NAVASSA RD	FAYETTEVILLE	CUMBERLAND	39.64	soil, SVOCs
NONCD0000011	TERRELL MACHINE SHOP	3000-3030 SOUTH BLVD	CHARLOTTE	MECKLENBURG	39.62	groundwater, VOCs soil, VOCs
NONCD0001483	POPE PROPERTY	800 S WILSON AVE	DUNN	HARNETT	39.58	groundwater, inorganics groundwater, VOCs
NC0001402213	ELLIS JUNK YARD	NEEDMORE DRIVE	HAYESVILLE	CLAY	39.52	soil, metals soil, SVOCs
NONCD0001697	EXXON CORPORATION	3340 RIVER ROAD	WILMINGTON	NEW HANOVER	39.43	groundwater, VOCs
NCD045924487	CAROLINA ALUMINUM/EASCO/ALFINITY	600 METCALF STREET	WINTON	HERTFORD	39.31	groundwater, VOCs
NCD079066833	LENOIR REFINING COMPANY	263 PENNTON AVE NW	LENOIR	CALDWELL	39.26	soil, SVOCs
NCD003216397	HIGHLAND INDUSTRIES/BURLINGTON IND.	215 DRUMMOND ST/SR 2089	KERNERSVILLE	FORSYTH	39.25	groundwater, VOCs

VOC - volatile organic compound

SVOC - semi-volatile organic compound

NCD003154960	FLEMING LABORATORIES	2215 THRIFT ROAD	CHARLOTTE	MECKLENBURG	39.24	soil, VOCs groundwater, metals groundwater, SVOCs groundwater, VOCs soil, metals
NONCD0002120	NATIONS BANK - MACKAY RD.	5013 MACKAY RD.	GREENSBORO	GUILFORD	39.24	groundwater, VOCs
NCD071561864	SHERWIN WILLIAMS COMPANY	113 STAGECOACH TRAIL	GREENSBORO	GUILFORD	39.24	groundwater, SVOCs groundwater, VOCs soil, VOCs
NCD981863277	PERRY BUILDERS - RALEIGH RD	2846 RALEIGH RD	HENDERSON	VANCE	39.05	surface water, metals
NONCD0001143	PRESTIGE LABELS	151 INDUSTRIAL DR	BURGAW	PENDER	38.97	groundwater, VOCs
NCD033978396	ATEC INDUSTRIES	PERKINS DRIVE	ROXBORO	PERSON	38.92	groundwater, metals groundwater, VOCs soil, metals soil, VOCs
NCD982115040	PERRY BUILDERS - MOBILE TRACT	NICHOLAS ST & SKENES AVE	HENDERSON	VANCE	38.91	surface water, metals
NCN000407686	CARALEIGH PHOSPHATE AND FERTILIZER	1601 LAKE WHEELER ROAD	RALEIGH	WAKE	38.87	soil, metals
NCD089914311	MILLER BREWING CO/CONT DIV	1900 BARNES ST	REIDSVILLE	ROCKINGHAM	38.85	groundwater, Pesticides/Herbicides groundwater, VOCs soil, Pesticides/Herbicides
NCD075582197	AMORE/WORTH CHEMICAL	2418 EAST PETTIGREW ST	DURHAM	DURHAM	38.82	groundwater, VOCs soil, VOCs
NONCD0000001	STANLY NEWS & PRESS	237 W NORTH STREET	ALBEMARLE	STANLY	38.78	soil, metals
NCD000827832	ELECTRICAL UTILITIES/CO BB&T	309 ANDERSON AVE	FARMVILLE	PITT	38.7	groundwater, VOCs
NONCD0001122	CABARRUS ROUNDABOUT	CABARRUS AVE & OLD CHARLOTTE	CONCORD	CABARRUS	38.69	groundwater, metals soil, metals
NCD003520301	OVERCASH MACHINE SHOP, INC.	865 CONNOR STREET	STATESVILLE	IREDELL	38.69	known/suspected,
NCD105797922	TECHNIBILT/DIV OF WHITTAKER	EAST PEACE ST	NEWTON	CATAWBA	38.61	groundwater, VOCs soil, metals soil, SVOCs
NONCD0001018	HWY 49 BATTERY DUMP	NC HIGHWAY 49	CHARLOTTE	MECKLENBURG	38.47	groundwater, metals soil, metals
NONCD0000015	CENTRAL TRANSPORT COMPANY	215 SAMPSON ST	WILMINGTON	NEW HANOVER	38.45	surface water, metals
NONCD0000044	CHEMICAL AND SOLVENTS, INC.	2804 PATTERSON STREET	GREENSBORO	GUILFORD	38.45	soil, VOCs
NCD986190239	CHEROKEE OIL	925 SOUTH SUMMIT AVE	CHARLOTTE	MECKLENBURG	38.45	soil, metals
NCD986232379	GRESHAMS LAKE INDUSTRIAL PARK	3220 NORTHSIDE DRIVE	RALEIGH	WAKE	38.42	groundwater, SVOCs

VOC - volatile organic compound

SVOC - semi-volatile organic compound

						groundwater, VOCs soil, VOCs
NCD052553641	WEYERHAEUSER CO/LEWISTON	HWY 308 W	LEWISTON	BERTIE	38.38	soil, metals
NONCD0001121	R & R PLATING	623 COLUMBUS APPAREL ST	WHITEVILLE	COLUMBUS	38.37	soil, metals
NONCD0001869	HOOVER ROAD CONTAMINATION	211 SOUTH HOOVER ROAD	DURHAM	Durham	38.26	groundwater, VOCs soil, SVOCs soil, VOCs
NONCD0002816	RADCLIFFE MARINE (PRIVATEER BOATS)	HWY 264 BYPASS N	BELHAVEN	BEAUFORT	38.2	groundwater, VOCs
NCD001871854	FRUEHAUF TRAILER CORPORATION	310 DALTON	CHARLOTTE	MECKLENBURG	38.12	groundwater, VOCs
NONCD0000055	GLISSON ENTERPRISES	HWY 903	GREENVILLE	PITT	38.12	known/suspected,
NONCD0003175	GUARDSMAN CHEMICALS INC	2147 BREVARD RD	HIGH POINT	GUILFORD	38.077	groundwater, VOCs soil, VOCs
NONCD0001076	SOUTHSIDE INVESTMENTS LLC	2222 SOUTH BLVD	CHARLOTTE	MECKLENBURG	38.05	groundwater, metals groundwater, VOCs soil, metals soil, SVOCs
NONCD0000003	VAN WATERS & ROGERS	ATANDO INDUSTRIAL PARK	CHARLOTTE	MECKLENBURG	38.05	groundwater, VOCs soil, VOCs
NONCD0000030	COLLINS AND AIKMAN	327 EAST ELM ST.	GRAHAM	ALAMANCE	38.04	groundwater, VOCs
NONCD0003113	3C PACKAGING	1000 CC DRIVE	CLAYTON	JOHNSTON	38.03	groundwater, metals groundwater, VOCs soil, metals soil, SVOCs soil, VOCs
NONCD0000066	WAKE AUTO PARTS (FORMER)	3520 TRYON RD	RALEIGH	WAKE	38.03	soil, metals
NCD980503148	SOUTHCHEM LANDFILL	722 EAST MARKHAM AVE	DURHAM	DURHAM	37.98	sediment, Pesticides/Herbicides soil, Pesticides/Herbicides surface water, Pesticides/Herbicides surface water, SVOCs surface water, VOCs
NCD980559983	PPG IND., INC./WKS 52	WASHBURN SWITCH ROAD	SHELBY	CLEVELAND	37.89	known/suspected,
NONCD0002301	PIEDMONT CIRCUITS	TELECOMM DR.	CREEDMOOR	Granville	37.84	groundwater, VOCs
NCD003148889	CHAMPION INTERNATIONAL_CANTON MILL	NEWFOUND STREET	CANTON	HAYWOOD	37.79	groundwater, SVOCs
NCD042423087	APOLLO CHEMICAL CORPORATION	1105 SOUTHERLAND STREET	GRAHAM	ALAMANCE	37.72	groundwater, VOCs soil, VOCs
NCD053010724	ICI - AMERICAS, INC.	2130 N TRYON	CHARLOTTE	MECKLENBURG	37.67	groundwater, VOCs

VOC - volatile organic compound

SVOC - semi-volatile organic compound

NCN000409780	INDUSTRIAL METAL ALLOY	20 E ACADIA AVE	WINSTON-SALEM FORSYTH		37.67	surface water, VOCs sediment, metals
NONCD0000074	TEXTILE CHEMICAL FACILITY	GRAHAM STREET	CHARLOTTE	MECKLENBURG	37.6	soil, metals groundwater, VOCs
NONCD0001192	EAKES CLEANERS (FORMER)	827 W MORGAN ST	DURHAM	DURHAM	37.59	groundwater, SVOCs groundwater, VOCs soil, VOCs
NONCD0002855	PATTERSON PROPERTY	900 JEFFERSON ST	ROANOKE RAPIDS HALIFAX		37.59	groundwater, VOCs soil, metals soil, SVOCs soil, VOCs
NONCD0002973	TONYS AUTOMOTIVE	2396 N GARNETT ST	HENDERSON	VANCE	37.57	groundwater, VOCs soil, VOCs
NCN000407564	WATHA FIRING RANGE	3311 SHILOH RD	WATHA	PENDER	37.54	groundwater, metals
NONCD0000024	GAITHER TRANSOU PROPERTY	1202 GUILFORD COLLEGE RD	GREENSBORO	GUILFORD	37.52	soil, metals soil, SVOCs
NCD986171338	PEELE CO. PESTICIDE DISPOSAL	NC 42 EAST	CLAYTON	JOHNSTON	37.13	soil, metals soil, Pesticides/Herbicides
NCD101750305	INDUSTRIAL PLASTICS, INC.	CLOVER & MCONNELL ROAD	GREENSBORO	GUILFORD	36.97	groundwater, metals
NCD986166759	WILSON SEPTIC PITS	SR 1131	HICKORY	CATAWBA	36.9	soil, metals
NCN000409783	WHITIN ROBERTS PLANT #2	202 MAPLE AVE	SANFORD	LEE	36.89	soil, metals soil, SVOCs
NCD067428821	SIEMENS-ALLIS, INC/SWITCHGEAR DIV	5000 WOMACK RD	SANFORD	LEE	36.86	groundwater, metals sediment, SVOCs
NCD981022288	C&T REFINERY	4800 SOUTH BOULEVARD	CHARLOTTE	MECKLENBURG	36.8	groundwater, VOCs soil, VOCs
NCD081332900	INX (FORMER) FACILITY	3200 & 3210 CULLMAN AVE	CHARLOTTE	MECKLENBURG	36.75	soil, metals soil, VOCs
NCD982095093	JAYS CLEANERS	1803 N MAIN ST	KANNAPOLIS	ROWAN	36.75	soil, VOCs
NCD003196847	NATIONAL SPINNING COMPANY	WEST 3RD STREET	WASHINGTON	BEAUFORT	36.61	groundwater, SVOCs groundwater, VOCs
NONCD0001207	APAC-WASHINGTON ASPHALT PLANT	DIRT RD	WASHINGTON	BEAUFORT	36.59	groundwater, VOCs
NCD044447639	CROWN CENTRAL PETROLEUM CORP.	7720 MOUNT HOLLY ROAD	CHARLOTTE	MECKLENBURG	36.59	groundwater, SVOCs groundwater, VOCs soil, metals soil, VOCs

VOC - volatile organic compound

SVOC - semi-volatile organic compound

NCD024577421	NORTH CAROLINA SALVAGE CO.	HWY 117 SOUTH	GOLDSBORO	WAYNE	36.38	soil, metals
NCD986188001	CHAMPION INTERNATIONAL LANDFILL NO 1	SR 1571 & 1573	CANTON	HAYWOOD	36.35	soil, VOCs
NCD980712038	SED, INC. SWING COURT	SWING COURT	GREENSBORO	GUILFORD	36.3	known/suspected,
NONCD0000065	CMI INDUSTRIES	304 EAST MAIN STREET	ELKIN	SURRY	36.25	groundwater, SVOCs groundwater, VOCs soil, SVOCs soil, VOCs
NONCD0001009	SINGER PLANT #2	VIRGINIA STREET	LENOIR	CALDWELL	36.09	groundwater, VOCs
NCD986188019	CHAMPION LANDFILL NO 2	SR 1539	CANTON	HAYWOOD	36.04	soil, VOCs
NCD041466806	PHILLIPS PLATING	US 17 HWY NORTH	BRIDGETON	CRAVEN	36.04	groundwater, metals sediment, metals soil, metals
NCD981015886	CAROLINA PRODUCTION FINISHING	105 FAIRVIEW RD	ASHEVILLE	BUNCOMBE	35.86	groundwater, metals groundwater, VOCs
NONCD0001814	HAMILTON BEACH/PROCTOR SILEX	OFF SR 1509, NEAR WASHINGTON	WASHINGTON	BEAUFORT	35.84	groundwater, inorganics groundwater, pesticides/herbicides groundwater, SVOCs groundwater, VOCs soil, metals soil, SVOCs soil, VOCs
NCD981021702	CAMP, LEONARD PROPERTY	SR 2226	EARL	CLEVELAND	35.79	sediment, VOCs
NONCD0001130	SOUTH MAIN ST SEWER LINE EXT	4660 FOLLANSBEE RD	WINSTON-SALEM	FORSYTH	35.47	soil, metals
NONCD0002561	SUNOCO BULK TERMINAL	RIVER ROAD	WILMINGTON	NEW HANOVER	35.41	groundwater, VOCs soil, VOCs
NCD070619911	TELEDYNE ALLVAC MONROE PLANT	2020 ASHCRAFT AVE	MONROE	UNION	35.37	soil, metals
NONCD0001598	DEHAVEN	413 AIRPORT BLVD.	MORRISVILLE	WAKE	35.29	groundwater, VOCs
NONCD0002728	WILLIAMS, E. W. FACILITY	8200 AND 8250 FAYETTEVILLE RD	RALEIGH	WAKE	35.29	groundwater, SVOCs groundwater, VOCs soil, SVOCs soil, VOCs
NCD067437400	GULF OIL CORPORATION	5955 ROCK QUARRY RD	MCLEANSVILLE	GUILFORD	35.22	surface water, metals
NCD003216413	RALEIGH ROAD FURNITURE CORP/STANLEY	802 WEST CENTER ROAD	LEXINGTON	DAVIDSON	35.22	known/suspected,
NONCD0000088	TRANS TECHNOLOGY	5535 WILKINSON BLVD	CHARLOTTE	MECKLENBURG	35.19	groundwater, SVOCs groundwater, VOCs soil, VOCs

VOC - volatile organic compound

SVOC - semi-volatile organic compound

NCD044515211	HAYES-ALBION CORP/BRIGGS-SHAFFNER	3760 KIMWELL DR	WINSTON-SALEM	FORSYTH	35.17	soil, metals
NONCD0002836	RABO CLEANERS	701 HOOKER RD	GREENVILLE	PITT	35.17	known/suspected,
NCD044514602	RJR ARCHER, INC.	CUNNINGHAM AVE	WINSTON-SALEM	FORSYTH	35.04	known/suspected,
NCD108702606	HARTSOE BATTERY	2513 LINA AVE	KANNAPOLIS	ROWAN	35.01	soil, metals
NCD003183480	UNION CAMP CORPORATION	524 BROGDEN RD	SMITHFIELD	JOHNSTON	35.01	known/suspected,
NCD041466525	ROCKY MOUNT FIBER DUMP	ATLANTIC AVE EXTENSION	ROCKY MOUNT	EDGEcombe	34.94	known/suspected,
NCD024459471	GUYTON BATTERY SERVICE	HWY 401 S	CHADBOURN	COLUMBUS	34.92	soil, metals
NCN000407205	TRI-COUNTY AIRPORT	NC 561	AULANDER	HERTFORD	34.92	soil, Pesticides/Herbicides
NCD061795696	UNITEX CHEMICALS	520 BROOME RD	GREENSBORO	GUILFORD	34.91	groundwater, VOCs
NCD981023732	NEUVILLE SOCK PROPERTY	US 64/70 I-40 ACCESS ROAD	HILDEBRAN	BURKE	34.8	soil, metals
NCR000135418	ZNR, INC	1020 CORPORATION PKWY	RALEIGH	WAKE	34.69	soil, metals
NONCD0001038	BRYANT FARM DRUM DUMP	W OF NC 86 400 FT S OF VA LINE	GATEWOOD	CASWELL	34.61	known/suspected,
NCD000616219	GA-PACIFIC CORP	HWY 177 S	HAMLET	RICHMOND	34.61	known/suspected,
NONCD0001048	LEXINGTON FURNITURE IND. PLNT NO 2	3979 OLD LINWOOD ROAD	LEXINGTON	DAVIDSON	34.53	groundwater, SVOCs groundwater, VOCs soil, VOCs
NONCD0000075	FOAMEX/REEVES BROTHERS	18801 OLD STATESVILLE RD	CORNELIUS	MECKLENBURG	34.5	soil, VOCs
NONCD0002156	NCDOT ASPHALT MATERIAL TEST LAB NO 52	6190 NEW BERN HWY	MAYSVILLE	ONslow	34.5	groundwater, SVOCs groundwater, VOCs soil, SVOCs soil, VOCs
NCD980557672	PITT COUNTY UTILITY LANDFILL	PORT TERMINAL RD	GREENVILLE	PITT	34.38	known/suspected,
NC0001206473	GLEN RAVEN MILLS	TUCKER STREET C	BURLINGTON	ALAMANCE	34.27	groundwater, VOCs
NCD083673681	SINGER CO/KEARFOTT DIV	HIGHWAY 70	BLACK MOUNTAIN	BUNCOMBE	34.24	soil, VOCs
NCD990867855	FAWN PLASTICS CO., INC.	401 JEFFREYS ROAD	ROCKY MOUNT	NASH	34.23	known/suspected,
NCD040042426	AEROQUIP	8171 PLANER MILL RD	MIDDLESEX	NASH	34.22	groundwater, VOCs
NCD093132207	VOICE OF AMERICA RELAY STATION	COUNTY ROAD 1212	GREENVILLE	PITT	34.21	known/suspected,
NCD098765506	SINGER CO/FURNITURE DIV BRYSON	BRYSON WALK	BRYSON CITY	SWAIN	34.16	groundwater, metals groundwater, SVOCs
NONCD0001109	FRIENDLY CLEANERS	605 S. PENDER ST	WILSON	WILSON	34.14	soil, VOCs
NCD083673616	REEVES BROTHERS	RAILROAD AVE	RUTHERFORDTON	RUTHERFORD	34.1	groundwater, VOCs soil, VOCs
NCD000006361	SUPERIOR ELECTRO FINISHES	115 EAST CORUM ST	KERNERSVILLE	FORSYTH	34.04	soil, metals
NONCD0001151	MATTHEWS BLDG SUPPLY/ESTUL TOOL	215 AMES ST	MATTHEWS	MECKLENBURG	33.98	groundwater, VOCs soil, VOCs
NCD986209575	CARDINAL CHEMICAL WAREHOUSE FIRE	NC 211 & NC 72	LUMBERTON	ROBESON	33.96	soil, Pesticides/Herbicides

VOC - volatile organic compound

SVOC - semi-volatile organic compound



NONCD0001114	CONOVER METAL PRODUCTS	315 S MCLIN CREEK RD	CONOVER	CATAWBA	33.96	soil, metals
NONCD0001991	LEESONA - ALAMANCE CO PLANT - NONUST	2727 TUCKER ST. EXT	BURLINGTON	Alamance	33.78	groundwater, VOCs
NONCD0000078	CAROLINA METAL AND ALLOYS	1016 E. SPRINGFIELD AVENUE	HIGH POINT	GUILFORD	33.72	soil, metals
NCD990715658	SOUTHERN MANUFACTURING, INC.	1000 SEABOARD ST	CHARLOTTE	MECKLENBURG	33.72	soil, inorganics
NCD046148318	TEXACO INC/PAW CREEK	410 SADLER RD	CHARLOTTE	MECKLENBURG	33.72	known/suspected,
NONCD0001150	CHARLOTTE BATTERY	2926 YOUNGBLOOD ST	CHARLOTTE	MECKLENBURG	33.67	known/suspected,
NCD003196193	PIFER INDUSTRIES, INC.	2210 E PETTIGREW ST	DURHAM	DURHAM	33.67	known/suspected,
NCD003162500	CONSOLIDATED ENGRAVERS CORP.	311 E 12TH ST	CHARLOTTE	MECKLENBURG	33.51	groundwater, metals groundwater, VOCs sediment, metals sediment, VOCs soil, metals soil, VOCs surface water, metals surface water, VOCs
NCD065295495	TEXFI IMPRESSIONS	401 PATETOWN RD	GOLDSBORO	WAYNE	33.41	groundwater, VOCs soil, VOCs
NONCD0000054	MOORES COMPANY	US 1 BUSINESS & SR 1001	HENDERSON	VANCE	33.35	soil, VOCs
NCD055550560	GULF ADHESIVES & RESINS/PERKINS	1717 WARD STREET	HIGH POINT	GUILFORD	33.33	groundwater, VOCs
NCD000281832	SANFORD PLATING COMPANY	SR 1466	SANFORD	LEE	33.32	soil, metals soil, VOCs
NONCD0000097	MORRIS, NORMAN	HIGHWAY 87 NORTH	ELON COLLEGE	ALAMANCE	33.23	soil, metals
NONCD0001119	EDWARDS PROPERTY FOUNDRY SAND	10209 ROZZELLE'S FERRY RD	CHARLOTTE	MECKLENBURG	33.18	soil, metals
NCD054417308	COASTAL CHEMICAL CORP.	NC 42	CLAYTON	JOHNSTON	33.11	soil, Pesticides/Herbicides
NONCD0000096	MASON DRUM STORAGE	42 FIBERVILLE STREET	CANTON	HAYWOOD	32.99	known/suspected,
NCD981928385	JOHN DEERE TRACTOR	HWY 601 AND SR 1413	MOCKSVILLE	DAVIE	32.95	known/suspected,
NONCD0001164	COOPERAGE TRACT	NC 99 & US 264	BELHAVEN	BEAUFORT	32.94	groundwater, inorganics groundwater, VOCs
NONCD0001123	RALEIGH TTA-SE PARCEL	S WEST ST & MORGAN ST	RALEIGH	WAKE	32.94	groundwater, VOCs
NCD072018252	GENERAL ELECTRIC CO/MED STEAM TURBIN	OLD RALEIGH RD	DURHAM	DURHAM	32.88	groundwater, VOCs
NCD093783876	VANIER GRAPHICS CORPORATION	655 MEADOW RD	EDEN	ROCKINGHAM	32.86	groundwater, VOCs soil, VOCs
NCD980729479	CAROLAWN COMPANY	1426 W MOUNTAIN ST	KERNERSVILLE	FORSYTH	32.81	soil, VOCs
NONCD0001723	Flint Hills Resources-CMT Site	3330 River Road	WILMINGTON	NEW HANOVER	32.62	groundwater, VOCs surface water, VOCs
NCD002388965	LACKAWANNA LEATHER CO., INC.	HWY 70A WEST	CONOVER	CATAWBA	32.48	groundwater, metals

VOC - volatile organic compound

SVOC - semi-volatile organic compound

NONCD0001036	NORWOOD STREET SOLVENTS	2400 BLOCK OF NORWOOD STREET	LENOIR	CALDWELL	32.38	groundwater, VOCs
NCD980502892	CREEK BRIDGE/BORDEN CHEMICAL	US HWY 24-87 (GROVE ST)	FAYETTEVILLE	CUMBERLAND	32.35	known/suspected,
NCD095470332	THONIT A SIMMONS COMPANY	11900 STEELE CREEK ROAD	CHARLOTTE	MECKLENBURG	32.33	soil, metals soil, SVOCs
NONCD0002558	319 S WEST ST DEVELOPMENT	319 WEST ST	RALEIGH	WAKE	32.27	soil, SVOCs soil, VOCs
NCD080885551	DAUGHERTY CHEMICAL COMPANY	307 WALKER STREET	DURHAM	DURHAM	32.27	soil, metals
NCD980848766	GIBBS ELECTROPLATING	5210/5216 HOVIS ROAD	CHARLOTTE	MECKLENBURG	32.27	soil, metals
NCD980847123	HURT RESIDENCE	HWY 64	MORGANTON	BURKE	32.27	soil, VOCs
NONCD0002570	SWEETWATER MHP & BOBBY TAYLOR OIL COM	SWEETWATER DRIVE	FAYETTEVILLE	CUMBERLAND	32.27	groundwater, metals groundwater, SVOCs groundwater, VOCs soil, VOCs
NCD003183167	LONG MANUFACTURING	111 FAIRVIEW STREET	TARBORO	EDGEcombe	32.13	groundwater, VOCs soil, SVOCs
NCD982098774	CAL-TONE PAINTS	5115 NEW BERN AVE	RALEIGH	WAKE	31.94	groundwater, metals soil, metals
NCD991278680	CHEMCRAFT/SADOLIN PAINT PRODUCTS	3950 NEW WALKERTOWN RD	WINSTON-SALEM	FORSYTH	31.92	groundwater, metals groundwater, SVOCs groundwater, VOCs soil, metals soil, VOCs
NCD003221868	CENTURY FURNITURE COMPANY	420 12TH ST NW	HICKORY	CATAWBA	31.9	soil, metals
NONCD0000084	THERMO PRODUCTS, INC.	800 JONES STREET	DENTON	DAVIDSON	31.77	soil, metals soil, VOCs
NCD980799019	CHEROKEE OIL	1201 BERRYHILL ROAD	CHARLOTTE	MECKLENBURG	31.76	soil, metals soil, VOCs surface water, metals
NCD053010732	PARKS-CRAMER COMPANY	2000 S BLVD	CHARLOTTE	MECKLENBURG	31.73	groundwater, metals groundwater, VOCs
NONCD0000059	DAYCO COCHRAN LANDFILL	RT 1 HYATT CREEK ROAD	WAYNESVILLE	HAYWOOD	31.71	groundwater, VOCs
NCSFN0407143	AMERICAN ELEMENTS	500 WALLACE ST	FARMVILLE	PITT	31.68	soil, metals
NCD986180883	CCFC PESTICIDE DISPOSAL	607 HILLSBOROUGH STREET	OXFORD	GRANVILLE	31.67	known/suspected,
NCD981476708	CTI OF NC, INC	1002 S FRONT ST	WILMINGTON	NEW HANOVER	31.63	groundwater, VOCs soil, VOCs
NCD980557847	KAISER ACME FARMARKET	SR 1870	RIEGELWOOD	COLUMBUS	31.6	groundwater, SVOCs

VOC - volatile organic compound

SVOC - semi-volatile organic compound

						groundwater, VOCs soil, Pesticides/Herbicides
NONCD0001177	ALCOA-PINE RD RAVINE DISPOSAL	PINE RD		STANLY	31.53	soil, cyanide soil, inorganics soil, metals soil, SVOCs soil, VOCs
NCD980845119	BUCKHORN PESTICIDES	NC 581 & NC 42	WILSON	WILSON	31.36	soil, Pesticides/Herbicides soil, VOCs
NCD000828566	TARTAN MARINE PROPERTY	NC HIGHWAY 77 & SR 2032	HAMLET	RICHMOND	31.33	soil, metals
NCD981863814	LANCASTER PLATING	802 EDWARDS ROAD	LILLINGTON	HARNETT	31.32	soil, metals
NONCD0001015	MARY CIRCLE BATTERY	ZION CHURCH & MARY CRL	CONCORD	CABARRUS	31.18	soil, metals
NCD045451473	ACE CHEMICAL CORPORATION	9801 S TRYON ST	CHARLOTTE	MECKLENBURG	31.05	groundwater, SVOCs groundwater, VOCs soil, VOCs
NCD049845266	STANLEY CASE GOODS (FORMER)	HWY 211	WEST END	MOORE	31.01	groundwater, VOCs
NONCD0000019	SIR WALTER GUN CLUB	US 64	KNIGHTDALE	WAKE	30.96	soil, metals
NONCD0002788	ALLOWAY RESIDENCE	405 PARADISE LANE	SHALLOTTE	BRUNSWICK	30.88	groundwater, VOCs
NONCD0000070	BENFIELD SANITATION SERVICE	1809 W FRONT ST	STATESVILLE	IREDELL	30.87	known/suspected,
NCD980843460	GRANT CREEK WWTP	CRUSE ROAD	SALISBURY	ROWAN	30.66	soil, VOCs
NONCD0003193	FARM CHEMICALS RAEFORD	2274 ST. PAULS HWY	RAEFORD	Hoke	30.63	soil, pesticides/herbicides
NCD003195963	WESTINGHOUSE ELEC METER & LIGHT	US 1 N	RALEIGH	WAKE	30.57	groundwater, VOCs soil, metals soil, VOCs
NONCD0001060	DIXIE MACHINE & TOOL CO	2204 PATTERSON ST	GREENSBORO	GUILFORD	30.46	soil, VOCs
NCD024740433	EC MANUFACTURING	413 N. POLK STREET	PINEVILLE	MECKLENBURG	30.45	soil, metals
NONCD0001033	AMERICAN CONTRACT COATINGS	HWY 55	APEX	WAKE	30.43	known/suspected,
NONCD0001067	CC DICKSON	1524 SOUTH BOULEVARD	CHARLOTTE	MECKLENBURG	30.43	groundwater, SVOCs groundwater, VOCs soil, SVOCs soil, VOCs
NCD003938586	CORNING GLASS WORKS	310 NORTH COLLEGE ROAD	WILMINGTON	NEW HANOVER	30.37	known/suspected,
NC0000998336	CP PROPERTIES	2350 BROWN ROAD	SANFORD	LEE	30.23	sediment, metals soil, metals soil, SVOCs
NONCD0001595	DEANS PICKLES, FMR CATES	354 N. FAISON AVE.	FAISON	DUPLIN	30.23	groundwater, inorganics

VOC - volatile organic compound

SVOC - semi-volatile organic compound

NCD000616516	SCOVILL INC/SECURITY PRODUCTS	HWY 74 E	MONROE	UNION	30.21	groundwater, metals groundwater, VOCs soil, metals soil, SVOCs soil, VOCs
NCD003186004	INTERNATIONAL PAPER/RICHMOND GRAVURE	2215 S. WILMINGTON STREET	RALEIGH	WAKE	30.10	groundwater, VOCs soil, VOCs
NONCD0001175	MIDTOWN SQUARE VALET DRY CLEANERS	401 S INDEPENDENCE BLVD	CHARLOTTE	MECKLENBURG	30.06	groundwater, metals groundwater, VOCs soil, VOCs
NCD024762668	BUSH BROTHERS PLATING INC/GREER	107 NE MARKET ST	REIDSVILLE	ROCKINGHAM	30.05	known/suspected,
NONCD0002999	PARRIS & N MAIN ST SOLVENTS	2300 BLOCK N MAIN STREET	HIGH POINT	GUILFORD	30.05	groundwater, VOCs
NCD980557722	HARRISBURG BATTERY	2609 HIGHWAY 49	HARRISBURG	CABARRUS	30.00	soil, metals
NCD067392175	TRAMCO, INC.	SR 1611	CONNELLY SPRING	BURKE	29.87	soil, SVOCs
NCD991277724	MITCHELL SYSTEMS, INC.	ALTAPASS RD	SPRUCE PINE	MITCHELL	29.82	soil, metals
NCD057248759	PATCH RUBBER POND	GRACE BOULEVARD	ROANOKE RAPIDS	HALIFAX	29.82	groundwater, VOCs soil, VOCs
NONCD0002781	ADAMS PAINTING SERVICE	722 WELLINGTON AVE	WILMINGTON	NEW HANOVER	29.71	known/suspected,
NCD003213568	LIBERTY FURNITURE CORP/CHROMCRAFT	330 N GREENSBORO ST	LIBERTY	RANDOLPH	29.60	soil, SVOCs
NONCD0002797	KOCH NORTH PARAXYLENE	3225 RIVER RD	WILMINGTON	NEW HANOVER	29.51	groundwater, VOCs soil, VOCs
NCD986170678	WOOD ROAD DRUM BURIAL	CIRCLE WOOD RD/SR 2641	GASTONIA	GASTON	29.44	known/suspected,
NCD049845548	REICHHOLD CHEMICAL, INC.	SR 1916	MONCURE	CHATHAM	29.33	soil, VOCs
NONCD0002863	BABY DIAPER SERVICE	1819 SPRING GARDEN ST	GREENSBORO	GUILFORD	29.31	groundwater, bases groundwater, VOCs soil, VOCs
NONCD0002280	PCS NITROGEN, FMRLY ARCADIAN	2830 HWY 421 NORTH	WILMINGTON	NEW HANOVER	29.09	groundwater, inorganics
NCD003218161	CORNELL-DUBLIER ELECTRONICS	2652 DALRYMPLE ST	SANFORD	LEE	29.02	groundwater, VOCs soil, VOCs
NONCD0001106	MICROTRON ABRASIVES, INC	10424 RODNEY ST	PINEVILLE	MECKLENBURG	28.94	groundwater, SVOCs groundwater, VOCs soil, SVOCs
NCD991278714	CAROCHEM, INC.	540 GULF ST	DURHAM	DURHAM	28.72	soil, VOCs
NONCD0001050	LEXINGTON FURNITURE IND. PLNT NO 12	3301 COTTON GROVE LANE	LEXINGTON	DAVIDSON	28.59	soil, VOCs
NCD980843528	TOWN CREEK REGIONAL WWTP	HEILIGTOWN ROAD	SALISBURY	ROWAN	28.50	known/suspected,
NCD048184451	BURLINGTON HOME CHAIR	HIGHWAY 268	RONDA	WILKES	28.49	known/suspected,

VOC - volatile organic compound

SVOC - semi-volatile organic compound

NCD000828616	USS AGRI-CHEMICALS FARM SERVICE	HWY 701	WHITEVILLE	COLUMBUS	28.45	known/suspected,
NCD991277922	GASTON COUNTY DYEING MACHINE CO	STANL 200 S MAIN ST	STANLEY	GASTON	28.34	groundwater, inorganics groundwater, VOCs
NCD003149291	GASTON COUNTY DYEING MACHINE CO.	HWY 27 EAST	MOUNT HOLLY	GASTON	28.34	groundwater, inorganics
NCD003186178	COASTAL CHEMICAL CORP.	EVANS ST EXT	GREENVILLE	PITT	28.33	soil, Pesticides/Herbicides
NONCD0001985	LEBANON CHEMICAL CORPORATION	1665 HIGHWAY 64 E	PLYMOUTH	WASHINGTON	28.22	groundwater, inorganics groundwater, VOCs
NCD991278581	BURLINGTON FURNITURE/LUMBER PL	US 64 EAST	LEXINGTON	DAVIDSON	28.12	known/suspected,
NCD980483275	HELENA CHEMICAL COMPANY	DENNIS STREET EXTENSION	ENFIELD	HALIFAX	28.04	soil, metals soil, Pesticides/Herbicides soil, SVOCs
NCD003151651	WILLARD SMELTING CO.	101 NEWBERN ST	CHARLOTTE	MECKLENBURG	27.86	soil, metals
NCD991278839	NORTH STATE CHEMICALS	6211 HUNT RD	PLEASANT GARDE	GUILFORD	27.6	groundwater, VOCs soil, metals soil, VOCs
NONCD0001785	SOUTHERN STATES COOP	3648 SOUTH FIELDS ST	FARMVILLE	PITT	27.56	, groundwater, inorganics groundwater, metals groundwater, VOCs sediment, inorganics soil, metals
NONCD0001030	BLR	2911 JUNO DR	SANFORD	LEE	27.5	groundwater, VOCs soil, VOCs
NONCD0000013	CAROLINA HARDWOODS	158 FACTORY STREET	WILLIAMSTON	MARTIN	27.49	surface water, metals
NONCD0001166	CENTRAL GRAIN-MORGANS CORNER	1312 HASSELL RD	ELIZABETH CITY	PASQUOTANK	27.28	groundwater, inorganics groundwater, metals groundwater, SVOCs soil, inorganics soil, metals
NCD024770125	BURLINGTON FURNITURE	ATOAH STREET	ROBBINSVILLE	GRAHAM	27.1	soil, SVOCs
NONCD0000091	DUKE POWER/WALNUT COVE	POWER HOUSE ROAD	WALNUT COVE	STOKES	26.95	known/suspected,
NONCD0001153	UNITED AGRI PRODUCTS DISTRIBUTION	17021 Old Maxton Road	LAURINBURG	SCOTLAND	26.75	groundwater, inorganics
NCD024468597	CHARLOTTE STEEL DRUM	2900 WEST TRADE STREET	CHARLOTTE	MECKLENBURG	26.67	known/suspected,
NCD991278300	UNITED DRUM T/A RELIANCE UNIV.	214 BERKLEY ST	HIGH POINT	GUILFORD	26.55	groundwater, metals groundwater, VOCs
NCD003213881	BENDIX CORPORATION	I-85 INNES ST EXIT	SALISBURY	ROWAN	26.36	soil, metals

VOC - volatile organic compound

SVOC - semi-volatile organic compound

NCD986166288	WOODYS TIRE FIRE	HIGHWAY 321	GASTONIA	GASTON	26.35	known/suspected,
NCD990868168	INMONT CORP/BASF CORPORATION	1701 W WESTINGHOUSE BLVD	CHARLOTTE	MECKLENBURG	26.22	groundwater, VOCs soil, VOCs
NONCD0002529	BASSETT FURNITURE-WEIMAN PLANT	1603 LEONARD ST	RAMSEUR	RANDOLPH	26.05	known/suspected,
NCD003218492	CAROLINA RUBBER HOSE COMPANY	1801 SOUTH RAILROAD	SALISBURY	ROWAN	26.04	soil, metals soil, SVOCs soil, VOCs
NONCD0002988	PEMBROKE FARM HOME & GARDEN	302 W 3RD ST	PEMBROKE	ROBESON	26.02	groundwater, inorganics
NCD003464765	VAUGHAN-BASSETT FURNITURE CO.	ROUTE 268 EAST	ELKIN	SURRY	25.93	soil, SVOCs
NONCD0001039	OVERCASH GRAVEL & GRADING CO. INC.	1150 SHELTON ROAD	CONCORD	CABARRUS	25.71	known/suspected,
NCD980602791	SALVAGE OIL OF AMERICA	1227 MCLEOD STREET	ROCKINGHAN	RICHMOND	25.68	soil, SVOCs soil, VOCs
NCD000822130	HARRELSON RUBBER COMPANY	HWY 220 SOUTH	ASHEBORO	RANDOLPH	25.45	known/suspected,
NCD003200656	FEATHER PROCESSORS, INC	HWY 117 NORTH	ROSE HILL	DUPLIN	25.3	soil, metals
NCD003148798	DAYCO CORP	BALSAM RD	WAYNESVILLE	HAYWOOD	25.26	groundwater, SVOCs groundwater, VOCs soil, SVOCs soil, VOCs
NCSFN0406894	STALLINGS SALVAGE	SECRET AVE	MONROE	UNION	24.89	known/suspected,
NCD067191262	FIRESTONE TIRE AND RUBBER COMPANY	HWY 301	WILSON	WILSON	24.45	soil, VOCs
NCD077821296	SOUTHERN RESIN/US INDUSTRIES INC	1510 DENTON ROAD	THOMASVILLE	DAVIDSON	23.62	groundwater, SVOCs
NCD077838589	THOMASVILLE FOREST PRODUCTS	CLARKSBURY CHRUCH ROAD	THOMASVILLE	DAVIDSON	23.10	soil, metals
NCD980838551	MCDOWELL FIREMAN ASSOCIATION SITE	SR 1214 GREENLEE ROAD	MARION	MCDOWELL	23.09	known/suspected,
NCD096158696	BURLINGTON INDUSTRIES, INC.	6008 HIGH POINT RD	GREENSBORO	GUILFORD	22.43	groundwater, metals groundwater, SVOCs groundwater, VOCs soil, bases soil, VOCs
NCD071579528	FORBUSH METAL	SPEER BRIDGE ROAD	YADKINVILLE	YADKIN	21.90	soil, cyanide soil, metals soil, VOCs
NCS000000478	CROWDERS MOUNTAIN STATE PARK	CROWDERS MOUNTAIN STATE P.	GASTONIA	GASTON	21.57	known/suspected,
NCD003236841	WARLICK PAINT COMPANY	945 MONROE ST	STATESVILLE	IREDELL	21.47	known/suspected,
NCD986232213	SUMMIT RESOURCE MANAGEMENT	3501 Gribble Road	STALLINGS	UNION	21.45	soil, inorganics soil, SVOCs soil, VOCs

VOC - volatile organic compound

SVOC - semi-volatile organic compound

NCD003214574	SPRUANCE SOUTHERN, INC.	115 E ELLER DR		DAVIDSON	20.81	surface water, VOCs known/suspected,
NCD046149019	HISTRAND CHEMICAL, INC.	HWY 9	LENOIR	CALDWELL	20.72	known/suspected,
NCD980559637	BEAUNIT CORP./DYING & FINISHING	LINEBERGER STREET	LOWELL	GASTON	19.99	known/suspected,
NONCD0001005	TRANSEASTERN CORP.	509 S LODGE ST	WILSON	WILSON	19.56	known/suspected,
NCD048462881	ARMOLOY CO OF NC/HI-TECH	1603 SALISBURY ROAD	STATESVILLE	IREDELL	19.37	known/suspected,
NCD981921083	SWIFT ADHESIVES	9724 INDUSTRIAL DRIVE	PINEVILLE	MECKLENBURG	19.19	known/suspected,
NONCD0000014	BOISE CASCADE	SR 1916	MONCURE	CHATHAM	18.86	known/suspected,
NCD057037178	PFIZER INC/COTY DIVISION	COX MILL RD & HWY 42 E	SANFORD	LEE	18.48	groundwater, VOCs soil, VOCs
NCD067178707	FAWN PLASTICS CO., INC.	10235 US 264A	MIDDLESEX	NASH	17.34	groundwater, VOCs soil, VOCs
NONCD0000034	ASHEVILLE INDUSTRIES	20 GLEN BRIDGE RD/SR3495	ARDEN	BUNCOMBE	16.3	soil, metals soil, VOCs
NONCD0002498	SOUTHERN GRAPHICS SYSTEMS	2406 N. 23rd street	WILMINGTON	NEW HANOVER	15.92	groundwater, metals
NONCD0000053	CAROLINA MARBLE CO.	INDIAN MOUND ROAD	ALBEMARLE	STANLY	15.28	known/suspected,
NONCD0000099	PARTONS MOTOR COMPANY	2800 SOUTH YORK ROAD	GASTONIA	GASTON	15.22	known/suspected,
NONCD0000082	CAPE FEAR CHEMICALS/HL BRICE	HWY 701 S	ELIZABETHTOWN	BLADEN	11.48	soil, Pesticides/Herbicides

VOC - volatile organic compound

SVOC - semi-volatile organic compound

## **Appendix D**

### **Inactive Hazardous Sites Inventory – Site Status**



### Inactive Hazardous Sites Inventory - Site Status

County	ID Number	Site Name	Address	City	Category
ALAMANCE	NCD085443182	AMETEK INC./LAMB ELEC DIVISION	704 MYRTLE DR	GRAHAM	NFA
	NONCD0001259	AMI, LIMITED	2609 TUCKER ST.	BURLINGTON	SPL
	NONCD0002885	ANNEDEEN HOSIERY BLDG	717 NORTH PARK AVE	BURLINGTON	Evaluation Pending
	NONCD0001275	AO SMITH ELECTRIC MOTOR	709 AO SMITH RD	MEBANE	Voluntary (AA)
	NCD042423087	APOLLO CHEMICAL CORPORATION	1105 SOUTHERLAND STREET	GRAHAM	SPL
	NONCD0002837	B & C GROCERY	942 E HARDEN ST	GRAHAM	Evaluation Pending
	NONCD0003056	BRADLEY ST SOLVENTS	704 BRADLEY ST	BURLINGTON	Evaluation Pending
	NONCD0000002	BURLINGTON COAL GAS PLANT	1205 N CHURCH ST	BURLINGTON	Voluntary (AA)
	NCD060289469	BURLINGTON INDUSTRIES, INC.	664 GILMER STREET	BURLINGTON	NFA
	NCD003219789	CAROLINA BIOLOGICAL SUPPLY CO	2700 YORK RD.	BURLINGTON	Evaluation Pending
	NONCD0003224	CAROLINA HOSIERY MILLS, INC	220 ELMIRA ST	BURLINGTON	Evaluation Pending
	NONCD0000030	COLLINS AND AIKMAN	327 EAST ELM ST.	GRAHAM	SPL
	NONCD0001044	COMMERCIAL-LEVIN	2600 PARK ROAD EXT.	BURLINGTON	NFA
	NCD003467099	CONE MILLS CORP/GRANITE FINISHING	OLD HWY 70	HAW RIVER	NFA
	NONCD0001313	CORTINA FABRICS	3165 VIEWMONT DR	SWEPSONVILLE	Evaluation Pending
	NONCD0002904	ENGINEERED CONTROLS INTERNATIONAL	100 REGO DR	ELON	Voluntary (AA)
	NONCD0001757	GB LABELS, INC.	1070 S RIVERVIEW DR	BURLINGTON	Evaluation Pending
	NONCD0001770	GIBSONVILLE, CITY OF	E JOYNER ST	GIBSONVILLE	Evaluation Pending
	NC0001206473	GLEN RAVEN MILLS	TUCKER STREET C	BURLINGTON	SPL
	NONCD0001777	GLEN RAVEN MILLS - CONSUMER PROD DIV - C	3726 ALTAHAMAW UNION RIDGE RD	ALTAMAHAW	Evaluation Pending
	NONCD0001778	GLEN RAVEN MILLS (FORMER)	142 GLEN RAVEN ROAD	GLEN RAVEN	SPL
	NONCD0003174	GRAHAM WWTP DISPOSAL AREA	1204 E GILBREATH ST	GRAHAM	Evaluation Pending
	NCD003232477	HIGH FALLS MILLS LLC	1714 CAROLINA MILL RD	BURLINGTON	SPL
	NONCD0001295	HOLT STREET DUMP	HOLT ST	MEBANE	SPL
	NCD982140014	HYDRO EXTRUSION USA BLDG NO.1	1507 INDUSTRY DRIVE	BURLINGTON	SPL
	NONCD0003081	HYDRO EXTRUSION USA_BLDGS 2 AND 3	1512 AND 1516 INDUSTRY DR	BURLINGTON	NFA
	NONCD0001949	KAYSER-ROTH - GRAHAM-C	219 W. HARDEN ST.	GRAHAM	Evaluation Pending
	NONCD0001190	KING STREET SOLVENT CONTAMINATION	860 KING ST	BURLINGTON	Evaluation Pending
	NONCD0001991	LEESONA - ALAMANCE CO PLANT - NONUST	2727 TUCKER ST. EXT	BURLINGTON	SPL
	NONCD0002041	MASSEY RESIDENCE, GLEN	540 TROLLINGWOOD ROAD	HAW RIVER	Evaluation Pending
	NONCD0002053	MCDONALD RESIDENCE, ELIZABETH	3560 MT. HERMAN ROCK CREEK RD	GRAHAM	Evaluation Pending
	NONCD0001968	MEREDITH-WEBB PRINTING COMPANY	334 N MAIN STREET	BURLINGTON	Evaluation Pending
	NONCD0000097	MORRIS, NORMAN	HIGHWAY 87 NORTH	ELON COLLEGE	SPL
	NONCD0003118	MR TIRE	421 S FISHER ST	BURLINGTON	Evaluation Pending

	NONCD0003057	N GRAHAM HOPEDALE RD CONTAMINATION	N GRAHAM HOPEDALE RD	BURLINGTON	Evaluation Pending
	NONCD0002137	NCDOT - SITE #23 KIRKPATRICK ASPHALT	1521 HUFFMAN MILL RD	BURLINGTON	Evaluation Pending
	NONCD0002140	NCDOT - SITE #26 MARTIN MARIETTA BURLING	1671 HUFFMAN MILL RD	BURLINGTON	Evaluation Pending
	NONCD0002259	PANTRY 161 - SOLVENTS	1031 HWY 87 NORTH	ELON	NFA
	NCD986167104	RED CAP DOG FOOD	CHURCH AND GRAVES STREETS	BURLINGTON	NFA
	NONCD0002382	REDMAN FACILITY (FRMR)	200 REDMAN CROSSING ROAD	MEBANE	NFA
	NONCD0001655	RENTAL TOWEL AND UNIFORM	610 WOODY DR	GRAHAM	Evaluation Pending
	NONCD0002428	RUDD RESIDENCE, GEORGE	1263 N. NC 87	ELON COLLEGE	Evaluation Pending
	NONCD0002466	SHIELDS MOBILE HOME PARK	1341HWY 87 NORTH	ELON COLLEGE	Evaluation Pending
	NONCD0003284	SUNBELT 4500 SITE	HUFFMAN MILL RD AND KERNEY DR.	BURLINGTON	Evaluation Pending
	NONCD0002571	SYKES RESIDENCE, RONNIE	1456 GANT ROAD	GRAHAM	Evaluation Pending
	NONCD0001103	WALTER KIDDE PORTABLE EQUIPMENT	1394 S THIRD ST	MEBANE	Voluntary (AA)
	NONCD0002698	WASHINGTON STREET INCIDENTS	918, 920, 926 WASHINGTON STREE	GRAHAM	Evaluation Pending
	NONCD0002710	WESTPOINT HOME, INC. - ALAMANCE	2516 INDUSTRY DRIVE	BURLINGTON	NFA
	NCD003220969	WHITE FURNITURE CO.	201 E CENTER ST	MEBANE	NFA
	NCD144212701	WOODY DRIVE VOCS	609 WOODY DRIVE	GRAHAM	Evaluation Pending
	NONCD0002759	WORKMAN PROPERTY	1361-1375 NORTH CHURCH STREET	BURLINGTON	Evaluation Pending
	NONCD0002767	WRIGHTENBERRY MILLS	405 SOUTH MAIN STREET	GRAHAM	NFA
ALEXANDER					
	NCD003223799	CLAYTON-MARCUS CO., INC.	HWY 127 N	BETHLEHEM	NFA
	NCD981932932	PCB CONTAMINATION WELLS	ROUTE 12 BOX 479	TAYLORSVILLE	NFA
ALLEGHANY					
	NCD982119638	LAUREL SPRINGS	HWY 18	LAUREL SPRINGS	NFA
	NONCD0000086	SPARTA INDUSTIRES	US HWY 21	SPARTA	NFA
	NCD003466505	SPARTA INDUSTRIES - NEW PLANT	1731 US HWY 21 SOUTH	SPARTA	NFA
ANSON					
	NONCD0001046	B&H RECYCLERS	7256 US 74 W	POLKTON	SPL
	NCD980579601	CHEMICAL SECURITY SYSTEMS	SR 1812	ANSONVILLE	NFA
	NONCD0001187	COFFING HOISTS	2020 COUNTRY CLUB RD	WADESBORO	NFA w/ Restrictions
	NONCD0001544	COOKSON FIBERS	HIGHWAY 52 NORTH	ANSONVILLE	Voluntary (AA)
	NONCD0001142	FLYNT/WANSONA	ONE WANSONA PLACE	WADESBORO	Evaluation Pending
	NONCD0001779	GLENN MANUFACTURING/DECORATIVE HOME ACCE	HWY 52 & RATLIFF GIN ROAD	MORVEN	Voluntary (AA)
	NCD986171924	GOAT PASTURE ROAD	SR 1114	WADESBORO	NFA
	NCD986171932	HIGHTOWER ROAD	SR 1101	WADESBORO	NFA
ASHE					
	NONCD0001077	CATAWISSA LUMBER CO	301 LOCUST ST	WEST JEFFERSON	SPL
	NONCD0002150	NCDOT - SITE #73	1608 HIGHWAY 221 NORTH	JEFFERSON	Evaluation Pending
	NONCD0002302	PIEDMONT CONCRETE DBA DIXIE CONCRETE-B	126 BEAVER CREEK ROAD	WEST JEFFERSON	NFA

	NCD003167780	SPRAGUE ELECTRIC COMPANY	HWY 194	LANSING	SPL
	NONCD0001052	THOMASVILLE FURNITURE	151 SMETHPORT DRIVE	WEST JEFFERSON	SPL
	NONCD0002648	UNITED CHEMI-CON - NONUST	185 MCNEIL RD.	LANSING	Evaluation Pending
AVERY					
	NONCD0001102	BLUE RIDGE AUTO SALES	7786 LINVILLE FALLS HWY	ALTAMONT	Evaluation Pending
	NONCD0002192	NCDOT/FRANKLIN RESIDENCE	OFF 181, RT 2	NEWLAND	Non-Haz Site
	NONCD0002802	NEWLAND PESTICIDES SITE	1339 NEWLAND HWY	NEWLAND	Voluntary (AA)
BEAUFORT					
	NONCD0001207	APAC-WASHINGTON ASPHALT PLANT	DIRT RD	WASHINGTON	SPL
	NONCD0001164	COOPERAGE TRACT	NC 99 & US 264	BELHAVEN	SPL
	NONCD0001814	HAMILTON BEACH/PROCTOR SILEX	OFF SR 1509, NEAR WASHINGTON A	WASHINGTON	SPL
	NONCD0001285	MASON LUMBER CO (FRMR)	1835 W 5TH ST	WASHINGTON	NFA
	NCD003196847	NATIONAL SPINNING COMPANY	WEST 3RD STREET	WASHINGTON	SPL
	NONCD0001055	PERKINS AUTO BODY REPAIR SHOP	5TH STREET	WASHINGTON	NFA
	NONCD0002816	RADCLIFFE MARINE (PRIVATEER BOATS)	HWY 264 BYPASS N	BELHAVEN	SPL
	NONCD0001168	RIVER CITY CONSTRUCTION CO	3534 CHERRY RUN RD	WASHINGTON	SPL
	NCD072012354	SINGER CO/FURNITURE DIV WASHINGTON	STATE ROAD 1175	CHOCOWINITY	SPL
	NONCD0002510	SOUTHSIDE HOME & GARDEN	NC HWY 33 E	CHOCOWINITY	Evaluation Pending
	NCD091567065	STANADYNE, INC/DIESEL SYSTEMS	CLARKS NECK RD	WASHINGTON	Evaluation Pending
	NCD041519364	TEXASGULF CHEMICALS COMPANY	HWY 306 NORTH	AURORA	SPL
	NCD986197275	WASHINGTON COAL GAS PLANT	WEST 3RD STREET	WASHINGTON	Voluntary (AA)
BERTIE					
	NONCD0001904	BAZEMORE GROCERY	730 MT OLIVE RD	REPUBLICAN	Evaluation Pending
	NONCD0002176	NCDOT ASPHALT TESTING LAB SITE # 50	SE OF NC11 & NC308	LEWISTON	Evaluation Pending
	NONCD0002326	POWELL AND STOKES, INC	225 US 13N	WINDSOR	Evaluation Pending
	NCD042091215	RJR TECH COMPANY	841 AVOCA FARM RD	MERRY HILL	SPL
	NONCD0002087	ROXOBEL TEXACO	102 N MAIN ST	ROXOBEL	Evaluation Pending
	NCD052553641	WEYERHAEUSER CO/LEWISTON	HWY 308 W	LEWISTON	SPL
BLADEN					
	NONCD0000082	CAPE FEAR CHEMICALS/HL BRICE	HWY 701 S	ELIZABETHTOWN	SPL
	NONCD0001801	COLLEGE STREET SOLVENT RELEASE	COLLEGE ST AND GREEN ST	CLARKTON	Evaluation Pending
	NONCD0001539	CONGENTRIX-ELIZABETHTOWN	3100 WEST BROAD STREET	ELIZABETHTOWN	Evaluation Pending
	NONCD0002776	CSX-ROSINDALE	7 MI. EAST OF CLARKTON	CLARKTON	NFA w/ Restrictions
	NCD981922362	GREIF, INC	409 E ELM ST	BLADENBORO	Voluntary (AA)
	NONCD0002467	HWY 87 METHANOL SPILL	NEAR HWY 87 & DUPONT RR SPUR		NFA
BRUNSWICK					
	NONCD0002788	ALLOWAY RESIDENCE	405 PARADISE LANE	SHALLOTTE	SPL
	NONCD0001967	AMERICAN DISTILLATION, INC	1690 NE ROYSTER RD	LELAND	SPL

NCD986215671	ARCHER DANIELS MIDLAND PCB	1730 E MOORE ST	SOUTHPORT	NFA
NCD003184710	CAROLINA CREOSOTING CORPORATION	EASTBROOK ROAD	LELAND	SPL
NCD091570960	CAROLINA P&L CO. BRUNSWICK STEAM	HWY 87	SOUTHPORT	NFA
NC0000183103	CHEMICAL CARTAGE COMPANY	141 OLD FAYETTEVILLE RD.	LELAND	NFA
NONCD0001155	D&G PROPERTIES-SLAUGHTERHOUSE PARCEL	ROYSTER RD	NAVASSA	SPL
NONCD0001100	DUPONT DUMP	NORTH OF SR 1430	NAVASSA	Evaluation Pending
NONCD0001805	EXXON PIPELINE	RIVER RD	LELAND	NFA
NCD093137636	GENERAL WOOD PRESERVING CO., INC.	HWY 74/76	LELAND	SPL
NONCD0001799	GREGORY POOLE EQUIPMENT CO,	151 BACKHOE RD.	LELAND	NFA
NCD045920279	HOLDING POND FOR WASTE/USS	100 QUALITY DR	NAVASSA	NFA w/ Restrictions
NONCD0001897	INDUSTRIAL ELECTRICAL SALES & SERV	2051 ANDREW JACKSON HWY	LELAND	Evaluation Pending
NONCD0003084	LELAND AUTO SALVAGE	142 AND 150 S NAVASSA RD	LELAND	Evaluation Pending
NONCD0000072	LOWE'S PROPERTY	4891 LONG BEACH RD	SOUTHPORT	NFA
NONCD0003024	MOLPUS WOODLANDS PLANE CRASH SITE	TOWN CREEK RD	LELAND	Evaluation Pending
NCSFN0406896	MULBERRY ROAD	N MULBERRY RD NW	SHALLOTTE	NFA
NCD091572073	NATIONAL STARCH & CHEMICAL COMPANY	2271 ANDREW JACKSON HWY	LELAND	SPL
NCD982119612	NC DOT MAINTENANCE YARD PCB	BRIDGERS ROAD	SHALLOTTE	NFA
NONCD0002225	NUCON	1969 POPULAR STREET	LELAND	NFA
NONCD0002228	OAK ISLAND POLICE DEPT.	4621 E. OAK ISLAND DRIVE	OAK ISLAND	SPL
NCD986215242	P AND W WASTE OIL	10518 ROYSTER RD	LELAND	Evaluation Pending
NCD075578385	PFIZER INC/THOMAS PHILLIPS	MOORE ST SR 1528	SOUTH PORT	NFA
NCD982133555	POLYMER RECYCLE	9100 LACKEY ROAD NE	LELAND	Evaluation Pending
NONCD0001556	QUARTER HORSE LANE PROPERTY	6450 QUARTER HORSE LANE	OCEAN ISLE	Evaluation Pending
NONCD0002790	RIVERS JUNKYARD	5501 DOGWOOD ST	WINNABOW	SPL
NCN000407775	ROYSTER FERTILIZER	1690 NE ROYSTER RD	LELAND	SPL
NONCD0002511	SOUTH BRUNSWICK MIDDLE SCHOOL	100 COUGAR DRIVE	SOUTHPORT	Voluntary (AA)
NONCD0003151	STEVENS PARK	W 9TH STREET AND MAPLE STREET	SOUTHPORT	Evaluation Pending
NC0210020541	US DOD MILITARY OCEAN TERMINAL	SUNNY POINT OCEAN TERMINL	SOUTHPORT	Evaluation Pending
NCD001704980	WILMINGTON BRANCH/BORDEN/SMITH DOUGL	NAVASSA ROAD	NAVASSA	SPL
BUNCOMBE				
NONCD0001237	ALBANY INTERNATIONAL / CHEYNEY BIGELOW P	WEAVERVILLE HIGHWAY	WEAVERVILLE	NFA
NONCD0000045	ALCAN PACKAGING	3055 SWEETEN CREEK RD	ASHEVILLE	Evaluation Pending
NCD002464691	ALLIANCE CAROLINA TOOL AND MOLD	SR 3495-GLENN BRIDGE RD	ARDEN	NFA w/ Restrictions
NCD052813250	AMERICAN ENKA COMPANY/BASF	US 19 & 23 WEST	ENKA	NFA
NONCD0001271	ANDREX INDUSTRIES	180 DEAVERVIEW RD.	ASHEVILLE	Evaluation Pending
NCD986188787	ASHEVILLE COAL GAS PLANT #1	31 RIVERSIDE DRIVE	ASHEVILLE	Voluntary (AA)
NONCD0000032	ASHEVILLE COAL GAS PLANT #2	173 S CHAROTTE STREET	ASHEVILLE	Voluntary (AA)
NONCD0000034	ASHEVILLE INDUSTRIES	20 GLEN BRIDGE RD/SR3495	ARDEN	SPL

NONCD0001290	ASHEVILLE MICA COMPANY	75 THOMPSON STREET	ASHEVILLE	Evaluation Pending
NONCD0003086	ASHEVILLE TANNERY	339 OLD LYMAN STREET	ASHEVILLE	Evaluation Pending
NONCD0001323	BASF-ENKA (OTM BUILDING)	SANDHILL ROAD	ASHEVILLE	Evaluation Pending
NCN000407672	BEACON MANUFACTURING	2425 US HWY 70	SWANNANOA	SPL
NONCD0001357	BLUE RIDGE BROADCASTING	3049 US HIGHWAY 70	BLACK MOUNTAIN	Evaluation Pending
NONCD0000061	BULL MOUNTAIN RD DUMP	BLUE RIDGE PKWY MP 373.5		NFA
NCD000830638	CAROLINA P&L CO. ASHEVILLE STEAM	LONG SHOALS RD	SKYLAND	NFA
NCD981015886	CAROLINA PRODUCTION FINISHING	105 FAIRVIEW RD	ASHEVILLE	SPL
NONCD0001450	CAROLINA TIRE #2933	670 WEAVERVILLE HWY.	ASHEVILLE	Evaluation Pending
NONCD0001451	CAROLINA TIRE #2936	990 PATTON AVE.	ASHEVILLE	Evaluation Pending
NONCD0001452	CAROLINA TIRE 2945	2300 HENDERSONVILLE ROAD	ARDEN	Evaluation Pending
NONCD0001162	CHAMPION FINISHING CO	200 BINGHAM RD	ASHEVILLE	Evaluation Pending
NONCD0001890	CHRISTIAN CREEK RD PCE	124 CHRISTIAN CREEK RD	SWANNANOA	Evaluation Pending
NCD079068607	CLARK EQUIPMENT COMPANY	HIGHWAY 25 SOUTH	SKYLAND	NFA
NONCD0001525	COCA-COLA CO. SKYLAND	CLAYTON RD.	SKYLAND	NFA
NCD079070702	DOTSON METAL FINISHING, INC.	HWY 74 E	ASHEVILLE	NFA
NONCD0003030	EAST-WEST CAPITAL	217 COXE AVE	ASHEVILLE	Evaluation Pending
NONCD0003206	ETHAN ALLEN WOODFIN	950 RIVERSIDE DR	WOODFIN	Voluntary (AA)
NONCD0003068	EXXON GAS STATION FRMR	51 MERRIMON AVE	ASHEVILLE	Evaluation Pending
NONCD0001704	FAIRVIEW 66 SOLVENT CONTAMINATION	HWY 74 CHARLOTTE HIGHWAY	FAIRVIEW	Evaluation Pending
NCD003163730	GENERAL INSTRUMENT CORP.	1396 CHARLOTTE HWY	FAIRVIEW	Voluntary (AA)
NONCD0001772	GIRMES - FORMERLY SKF	US 74	ASHEVILLE	Evaluation Pending
NONCD0002284	GOLF COURSE MAINTENANCE BLDG	499 CHARLOTTE ST	ASHEVILLE	Evaluation Pending
NCD980558761	GS LABORATORY EQUIPMENT	275 AIKEN RD	ASHEVILLE	NFA
NONCD0002263	HAYWOOD RD CONTAMINATION	520 HAYWOOD RD	ASHEVILLE	Evaluation Pending
NCD986188308	HIGHWAY 29 DUMP SITE	I - 26	ASHEVILLE	NFA
NONCD0001863	HOME SOLUTIONS (FORMER)	1625 PATTON AVENUE	ASHEVILLE	Evaluation Pending
NONCD0001172	HYMAN YOUNG GREENHOUSE	675 CEDAR HILL RD	ASHEVILLE	Evaluation Pending
NONCD0003141	LYMAN ST SOLVENT CONTAMINATION	175 LYMAN ST	ASHEVILLE	Evaluation Pending
NONCD0001379	LYTLE COVE RD SOLVENT CONTAMINATION	LYTLE COVE RD	SWANNANOA	Evaluation Pending
NONCD0003028	MARTEL MILL	1990 RIVERSIDE DR	ASHEVILLE	Evaluation Pending
NCD986166320	MARTINS CREEK ROAD	MARTIN'S CREEK ROAD	BARNARDSVILLE	NFA
NONCD0003070	MCDOWELL ST SOLVENTS	3 MCDOWELL ST	ASHEVILLE	Evaluation Pending
NONCD0002066	METPRO PROP.(FOR. DRY CLEANER)	1030 PATTON AVE.	ASHEVILLE	Evaluation Pending
NONCD0002068	MICROMATIC/TEXTRON FACILITY	105 LYTLE COVE ROAD	SWANNANOA	Evaluation Pending
NONCD0002971	NEW LEICESTER HWY PCE CONTAMINATION	3161 NEW LEICESTER HWY	LEICESTER	Evaluation Pending
NONCD0002212	NORFOLK SOUTHERN RAILYARD- PCE	33 MEADOW ROAD	ASHEVILLE	Evaluation Pending
NONCD0002742	PARKWAY CHEVROLET (FRMR)	205 SMOKEY PARK HWY	ASHEVILLE	Evaluation Pending

NCD071065957	PATHOLOGISTS MEDICAL LAB	104 DOCTORS BLD, DRS. DRI	ASHEVILLE	NFA
NONCD0002274	PATTIES BOOK SWAP	1478 PATTON AVE.	ASHEVILLE	NFA
NCD062548995	QUORUM KNITTING	REEMS CREEK RD	WEAVERVILLE	Voluntary (AA)
NONCD0002361	RADIOSHACK PROPERTY	111 OLD BEE TREE ROAD	SWANNANOA	Evaluation Pending
NONCD0001108	RENTAL UNIFORM SERVICE	1829 HENDERSONVILLE RD	ASHEVILLE	Evaluation Pending
NONCD0003008	RIVERSIDE DRIVE CONTAMINATION	RIVERSIDE DR	WOODFIN	Evaluation Pending
NONCD0002878	ROBERTS ST HATCHERY	144 ROBERTS ST	ASHEVILLE	Evaluation Pending
NONCD0002626	ROBERTS ST ORGANICS	109 ROBERTS ST	ASHEVILLE	Evaluation Pending
NCD062552153	SAYLES-BILTMORE BLEACHERIES	SWANNANOA RD	ASHEVILLE	NFA
NCN000407206	SHULIMSON BROTHERS SCRAP YARD	70 MEADOW ROAD	ASHEVILLE	Voluntary (AA)
NONCD0002038	SILVERMAN PROPERTY	48 SWANNANOA RIVER RD	ASHEVILLE	Evaluation Pending
NCD083673681	SINGER CO/KEARFOTT DIV	HIGHWAY 70	BLACK MOUNTAIN	SPL
NONCD0001163	SMITH'S AEROSPACE	401 SWEETEN CREEK IND. PK.	ASHEVILLE	Evaluation Pending
NONCD0002483	SMOKY MOUNTAIN MACHINE	80 MCINTOSH RD.	ASHEVILLE	Evaluation Pending
NCD003951878	SQUARE D COMPANY	128 BINGHAM RD	ASHEVILLE	Evaluation Pending
NONCD0002801	SWANNANOA DJJDP PROPERTY	WOODLAND DR	SWANNANOA	NFA w/ Restrictions
NCD981474158	SWEETEN CREEK DRUM SITE	115 SWEETEN CREEK ROAD	ASHEVILLE	SPL
NONCD0003159	SWEETEN CREEK ROAD CONTAMINATION	1140 SWEETEN CREEK RD	ASHEVILLE	Evaluation Pending
NONCD0003250	SWEETEN CREEK ROAD VOCS	130 SWEETEN CREEK ROAD	ASHEVILLE	Evaluation Pending
NCD002221703	SYBRON ARDEN PLANT	95 GLENN BRIDGE ROAD	ARDEN	NFA
NONCD0002599	TICAR CHEMICAL CO	PO BOX 4205	ASHEVILLE	Evaluation Pending
NC4210020042	USA RESERVE XVIII AIRBORNE CORPS	224 LOUISIANA	ASHEVILLE	NFA
NONCD0002887	VOLVO CONSTRUCTION EQUIPMENT (FRMR)	2169 HENDERSONVILLE RD	ASHEVILLE	Evaluation Pending
NONCD0002679	VULCAN MATERIALS	P.O. BOX 156	ENKA	Evaluation Pending
BURKE				
NONCD0002922	ANTIOCH FOOD MART	2940 NC 18	MORGANTON	Evaluation Pending
NONCD0000051	BURKE COUNTY SCHOOL PROPERTY	NC 126 & WATER MILL GLEN	MORGANTON	NFA
NONCD0001398	BURKE MILLS, INC.	119 STERLING ST.	VALDESE	Evaluation Pending
NCN000410098	BURLINGTON	100 BURKE ST	RHODHISS	Evaluation Pending
NONCD0001434	CAPRI INDUSTRIES, INC.	1401 BURKEMONT AVE.	MORGANTON	Evaluation Pending
NCD091258517	DANA CORPORATION	105 WAMSUTTA MILL ROAD	MORGANTON	NFA
NCD000623140	DURACELL INTL. LITHIUM SYSTEMS	LOVELADY LN	VALDESE	NFA
NONCD0001689	ETHAN ALLEN FACILITY (FORMER)	1185 DREXEL RD.	VALDESE	Evaluation Pending
NONCD0001766	GEO HILDEBRAND ELEM. SCHOOL	GEORGE HILDEBRAND SCH. RD.	CONNELLY SPRING	Evaluation Pending
NCN000410280	GREAT LAKES CARBON CORPORATION	307 JAMESTOWN ROAD	MORGANTON	SPL
NCD003163888	HENREDON FURNITURE	400 HENREDON RD	MORGANTON	SPL
NCD980847123	HURT RESIDENCE	HWY 64	MORGANTON	SPL
NCD049997786	INMONT CORP/BASF CORPORATION	1110 CARBON CITY ROAD	MORGANTON	Evaluation Pending

NCD986176477	LAKE JAMES UNDERWATER BOX		GLEN ALPINE	NFA
NCD003167988	MARANTZ PIANO CO INC/ANEVKA, INC	HWY 64/70 E	MORGANTON	NFA
NONCD0001098	NATIONAL TEXTILES, LLP	REEP DRIVE	MORGANTON	SPL
NCD981023732	NEUVILLE SOCK PROPERTY	US 64/70 I-40 ACCESS ROAD	HILDEBRAN	SPL
NCD986215499	PARKER INDUSTRIES	4867 RHONEY ROAD	CONNELLY SPRING	NFA
NCD000609784	PT COMPONENTS INC	ONE CHAIN DR	MORGANTON	NFA
NCD055161186	ROMARCO, LTD.	ROMARCO RD	MORGANTON	NFA
NONCD0002572	T&T SUPERMARKET	261 WEST FLEMING DRIVE	MORGANTON	NFA
NCD067392175	TRAMCO, INC.	SR 1611	CONNELLY SPRING	SPL
NCD981472624	US 70 DRUM DUMP	US 70	MORGANTON	NFA
NONCD0002783	VALDESE MEDICAL OFFICE BLDG	720 MALCOLM BLVD	RUTHERFORD COLL	NFA
NONCD0001246	VINCENTE WELL	17761 STONE PATH LANE	CONNELLY SPRING	Evaluation Pending
CABARRUS				
NONCD0001373	BRAKE XPRTS (FORMER)	1579 HIGHWAY 29N	CONCORD	Evaluation Pending
NC0001096601	BRANCH BATTERY	658 SUNDERLAND ROAD	CONCORD	NFA
NCD000822304	BREY MCNAR WWTP	NC HWY 49 NR US HWY 601	CONCORD	NFA
NONCD0002929	BRUMLEY AVE NE & CHUCH ST N	BRUMLEY AVE NE & CHURCH ST N	CONCORD	Evaluation Pending
NONCD0001122	CABARRUS ROUNDABOUT	CABARRUS AVE & OLD CHARLOTTE	CONCORD	SPL
NONCD0000083	CHEESMAN PROPERTY	3251 GREGORY ROAD	ROCKWELL	NFA
NONCD0003092	CHESTNUT AVE SOIL CONTAMINATION	203 CHESTNUT AVE	KANNAPOLIS	Evaluation Pending
NCD986185403	CLINE PCB CONTAMINATED WELL	2648 CENTER GROVE ROAD	KANNAPOLIS	NFA
NCD986197333	CONCORD COAL GAS PLANT	183 ACADEMY AVENUE NW	CONCORD	Voluntary (AA)
NCD991277773	CONCORD ROCKY RIVER REGIONAL	BREEZY LANE	CONCORD	NFA
NCD003152659	CONCORD TELEPHONE/REICHHOLD CHEMICAL	161 BUFFALO AVENUE	CONCORD	NFA
NONCD0001026	COOK PROPERTY	COLD SPRINGS ROAD	CONCORD	NFA
NONCD0001581	DA MOORE CORPORATION 2	36 OAK DRIVE	CONCORD	NFA
NONCD0001594	DB PENNINGTON ESTATE	869 WEST C ST.	KANNAPOLIS	Evaluation Pending
NONCD0002803	FERREE PROPERTY	1140 & 1150 IVEY CLINE RD	CONCORD	NFA
NONCD0001561	FREDRICKSON MOTORS EXP PCE	2244 PITTS SCHOOL RD	CONCORD	Evaluation Pending
NONCD0001115	HAHN DAIRY FARM	LONG RUN FARM RD	MOUNT PLEASANT	NFA
NCD980557722	HARRISBURG BATTERY	2609 HIGHWAY 49	HARRISBURG	SPL
NONCD0002966	HOMETOWN CONVENIENCE L610	8830 E FRANKLIN ST	MT PLEASANT	Evaluation Pending
NONCD0001885	HWY 601 AND HWY 24/27, MIDLAND	HWY 601 AND HWY 24/27	MIDLAND	Evaluation Pending
NONCD0001860	I85 & HWY73 CHLORINATED SOLVENTS	4662 DAVIDSON HWY	CONCORD	Evaluation Pending
NONCD0001933	JOHNSON CONCRETE/PIEDMONT BLOCK	106 OLD DAVIDSON PLACE NW	CONCORD	Evaluation Pending
NONCD0000802	LES MYERS PARK	LAWNDALE AVENUE EXT.	CONCORD	SPL
NCD981031511	LOVE BATTERY SITE	US HIGHWAY 29 & LIST AVE	CONCORD	NFA
NCD991278755	MARTINS BATTERY SALVAGE, INC.	5500 ASHLAND RD	KANNAPOLIS	SPL

NONCD0001015	MARY CIRCLE BATTERY	ZION CHURCH & MARY CRL	CONCORD	SPL
NONCD0002079	MINI-MART	1250 OLD CHARLOTTE RD.	CONCORD	Evaluation Pending
NONCD0002167	NCDOT ASPHALT SITE #4 (M & M MINERALS)	N OF HWY 73, S OF I-85, W OF H	CONCORD	Evaluation Pending
NONCD0002168	NCDOT ASPHALT SITE #40/BLYTHE IND.	7450 POPLAR TENT ROAD	CONCORD	Evaluation Pending
NONCD0001039	OVERCASH GRAVEL & GRADING CO. INC.	1150 SHELTON ROAD	CONCORD	SPL
NCN000410937	PATTERSON AVE BATTERY DUMP	PATTERSON AVE & BONNIE ST-SE	CONCORD	Evaluation Pending
NCN000407204	PHOENIX MINE	PHOENIX CIR	CONCORD	NFA
NCD981031578	RAINBOW DRIVE BATTERY	SR 1646	KANNAPOLIS	SPL
NCD986232700	RILEY BATTERY SITE	DILEEN DRIVE	CONCORD	NFA
NONCD0002406	ROACH, INC (HALE TRAILER..)	1335 IVEY CLINE ROAD	CONCORD	Evaluation Pending
NCD093334969	S & S METALS RECYCLING COMPANY	SHORTCUT ROAD/SR 2455	GOLD HILL	SPL
NONCD0002460	SERVCO STATION (FORMER)	520 N CANNON BLVD	KANNAPOLIS	Evaluation Pending
NCD980729651	SOUTHERN LATEX CORP.	379 CENTRAL DRIVE	CONCORD	NFA
NONCD0002533	STAR AMERICA INC - MT PLEASANT	8455 NC HWY 49N	MT. PLEASANT	Evaluation Pending
NONCD0002823	STOGNER RESIDENCE	8500 FLOWE'S ST	CONCORD	Evaluation Pending
NONCD0002982	TURKEY ROAD PCE	TURKEY RD	KANNAPOLIS	Evaluation Pending
NONCD0002639	TUSCARORA YARNS, INC.	8760 E. FRANKLIN ST.	MT. PLEASANT	Evaluation Pending
NCN000410583	VILLA MHP-BATTERYDUMP	IRENE AVE & VENICE ST	KANNAPOLIS	Evaluation Pending
NONCD0001215	WAYNE'S AUTO SALVAGE	11801 MOORESVILLE RD	DAVIDSON	Evaluation Pending
NONCD0000012	WHITES GRAVEL PIT	1515 HWY 49 SOUTH	CONCORD	SPL
CALDWELL				
NONCD0001245	ALLEN-BECK NON-PETROLEUM	HWY 321 N.	GRANITE FALLS	Voluntary (AA)
NCN000410100	APPALACHIAN CHEMICAL COMPANY	S.R. 1159, WEBB-PRICE ROAD	GRANITE FALLS	Evaluation Pending
NONCD0001597	AVERY DENNISON (FMR PAXAR CORP)	950 GERMAN ST	LENOIR	Evaluation Pending
NCD003158979	BERNHART FURNITURE CO. PLANT #2	VIRGINIA ST	LENOIR	NFA
NONCD0003244	BLUE BELL MILL	1241 COLLEGE AVE SW	LENOIR	Evaluation Pending
NCD991278466	BROYHILL FURNITURE MILLER HILL	NC 18 S	LENOIR	NFA
NCD045456134	BUSS AUTOMATION INCORPORATED	511 CREEKWAY DR, NW	LENOIR	Evaluation Pending
NONCD0001416	CALDWELL FREIGHT LINES	2550 HICKORY BOULEVARD SOUTHWE	LENOIR	Evaluation Pending
NCD980799142	CALDWELL INDUSTRIAL SERVICES, INC	SPARTAN ROAD	HUDSON	NFA
NCD079047148	CHEMICAL COATINGS	HIGHWAY 301 BYPASS	HUDSON	NFA
NONCD0001189	CROSSROADS OIL	320 ELIZABETH ST	LENOIR	Evaluation Pending
NONCD0003071	DAFCO ABANDONNED TOTES	2698 HICKORY BLVD	HUDSON	Evaluation Pending
NCD986204758	GAMEWELL DRUM SITE	CRAIG MOUNTAIN ROAD	GAMEWELL	NFA
NONCD0001008	HAMMORY/KINCAID FURNITURE	2961 ROCKY RD	GAMEWELL	NFA
NCD046149019	HISTRAND CHEMICAL, INC.	HWY 9	LENOIR	SPL
NCD980839757	INDIAN GRAVE GAP DRUM DISPOSAL	APPROX 2 MLS N OF SR 1513	LENOIR	SPL
NCD079066833	LENOIR REFINING COMPANY	263 PENNTON AVE NW	LENOIR	SPL



	NCD986171262	MARSHALL MONEY BUCKET WASHING	HWY 321 NORTH	LENOIR	NFA
	NONCD0002195	NEPTCO PLANT	TRC ENV CONSULTANTS	LENIOR	NFA
	NONCD0001036	NORWOOD STREET SOLVENTS	2400 BLOCK OF NORWOOD STREET	LENOIR	SPL
	NCD986190858	OAKHILL PCB	SR 1719	LENOIR	NFA
	NCD053009510	RELIANCE UNIVERSAL OF KENTUCKY	1713 MAIN STREET NW	LENOIR	NFA
	NCD062568035	SINGER CO/FURNITURE DIV 5 6 7	2424 NORWOOD ST-HWY 321S	LENOIR	NFA
	NCD000604330	SINGER CO/FURNITURE DIV PLT 1	1409 WEST COLLEGE AVE, SW	LENOIR	NFA
	NCD000604322	SINGER CO/FURNITURE DIV PLTS 3	904 VIRGINIA STREET	LENOIR	Evaluation Pending
	NONCD0001009	SINGER PLANT #2	VIRGINIA STREET	LENOIR	SPL
	NONCD0003238	STEELE COTTON MILL	1201 STEEL ST	LENOIR	Evaluation Pending
	NCD054290770	THOMASVILLE FURNITURE INDS/LENOIR	315 ELIZABETH ST NW	LENOIR	NFA w/ Restrictions
	NONCD0001031	WIENBERGER PROPERTY	SMOKEY GREEN ROAD	GAMEWELL	NFA
CAMDEN					
	NONCD0003291	ACADEMI TRAINING FACILITY	850 PUDDIN RIDGE RD	MOYOCK	Evaluation Pending
CARTERET					
	NC5690308262	ANT USCG FORT MACON STATION	FORT MACON ROAD	ATLANTIC BEACH	NFA
	NONCD0001298	ATLANTIC AUTO SALVAGE	5871 HWY 70 EAST	NEWPORT	Evaluation Pending
	NONCD0001466	BEACHVIEW EXXON	2410 ARENDELL ST	MOREHEAD CITY	Evaluation Pending
	NONCD0003149	GALLANT MARITIME	293 W BEAUFORT RD EXT	BEAUFORT	Evaluation Pending
	NCD980557862	GUTHRIE, ERNEST PROPERTY	260 UTOPIA DRIVE	NEWPORT	NFA
	NONCD0001820	HANKISON INTERNATIONAL	199 UTOPIA DR-170 HANKINSON DR	NEWPORT	NFA
	NONCD0003280	HWY 70 MOREHEAD CITY	5429 HIGHWAY 70 EAST	MOREHEAD CITY	Evaluation Pending
	NONCD0001233	LOFTIN PROPERTY	2361 LENNOXVILLE RD	BEAUFORT	SPL
	NONCD0002792	MARSHALLBERG BOAT YARD	1290 & 1295 MARSHALLBERG RD	MARSHALLBERG	SPL
	NONCD0002096	MOREHEAD CITY DMV	5347 HWY. 70 WEST	MOREHEAD CITY	NFA
	NONCD0002091	MOREHEAD MARINE (FORMER)	4971 ARENDELL ST	MOREHEAD CITY	SPL
	NC3131430180	NATIONAL MARINE FISHERIES SERV.	ARENDELL STREET	BEAUFORT	NFA
	NCSFN0407074	NC MARITIME MUSEUM	310 FRONT ST	BEAUFORT	SPL
	NC5210022906	USA RESERVE XVIII AIRBORNE CORPS	405 FISHER ST	MOREHEAD CITY	SPL
	NONCD0001347	ZAR PROPERTY	2371 LENNOXVILLE RD	BEAUFORT	NFA
CASWELL					
	NONCD0001038	BRYANT FARM DRUM DUMP	W OF NC 86 400 FT S OF VA LINE	GATEWOOD	SPL
	NONCD0001401	BURLINGTON IND. - WILLIAMSBURG PLANT	SR 1100	MATKINS	Evaluation Pending
	NONCD0003015	CAMP SPRING 76	8920 CHERRY GROVE RD	REIDSVILLE	NFA
	NONCD0002411	CORBETT RIDGE GROCERY	4887 CORBETT RIDGE RD	YANCEYVILLE	Evaluation Pending
	NONCD0001928	JIMMYS QUICKIE MART	6883 OLD HIGHWAY 86	PROVIDENCE	Evaluation Pending
CATAWBA					
	NONCD0001213	2ND STREET NE SOLVENTS	1106 2ND STREET NE, 11TH AVE N	HICKORY	Evaluation Pending

NONCD0001244	ALEXVALE FURNITURE PLANT #3	6005 HWY 10 WEST	HICKORY	Evaluation Pending
NONCD0001308	BACHS MHP SITE	BACH RD & HWY 150E	SHERRILLS FORD	Evaluation Pending
NONCD0001328	BEAM RESIDENCES (KEN AND DON)	3367 BURGANDY STREET	MAIDEN	Evaluation Pending
NCD083682583	BROYHILL FURNITURE	2309 NORTH COLLEGE AVE	NEWTON	NFA
NONCD0002785	BROYHILL/FURNITURE BRANDS	409 4TH ST PLACE SE	CONOVER	Evaluation Pending
NCSFN0406911	CAROLINA ASSOCIATED MILL	766 HWY 10 W	NEWTON	SPL
NCD047285598	CAROLINA SOLVENTS, INC.	2274 1ST ST SE	HICKORY	NFA
NCD062550082	CARPENTER CO - CONOVER PLANT	2009 KEISLER DAIRY RD	CONOVER	Evaluation Pending
NCD000648428	CARTER-WEBER INC. HICKORY PLANT	1120 TATE BLVD	HICKORY	NFA
NONCD0001464	CATAWBA COUNTY SCHOOL BUS GARAGE - SOLVE	2440 NORTH MAIN AVENUE	NEWTON	Evaluation Pending
NONCD0001465	CATAWBA TRUCK RENTAL (CT GROUP)	3350 N. OXFORD ST.	CLAREMONT	Evaluation Pending
NCD003221868	CENTURY FURNITURE COMPANY	420 12TH ST NW	HICKORY	SPL
NONCD0002304	CONOVER CHAIR COMPANY	210 FOURTH ST	CONOVER	Voluntary (AA)
NONCD0001114	CONOVER METAL PRODUCTS	315 S MCLIN CREEK RD	CONOVER	SPL
NONCD0001619	DIXIE YARNS - NEWTON	101 EAST 11TH STREET	NEWTON	Evaluation Pending
NONCD0001625	DOMINION TEXTILES (USA)	155 21ST STREET NW	HICKORY	Evaluation Pending
NONCD0001631	DOUG WHITE AUTO MART	3351 HIGHWAY 70E	NEWTON	Evaluation Pending
NONCD0001636	DUDE INC	117 SOUTH MCLIN CREEK ROAD	CONOVER	Evaluation Pending
NONCD0001643	DUNMORE FURNITURE	1245 3RD STREET NE	HICKORY	Evaluation Pending
NONCD0001656	EAST 11TH STREET	100 EAST 11TH STREET	NEWTON	Evaluation Pending
NONCD0001680	EMERSON LEATHER (FORMER)	816 13TH STREET NE	HICKORY	NFA w/ Restrictions
NONCD0001728	FOAMEX LP I - CONOVER	408 SOUTH MCLIN CREEK ROAD	CONOVER	Evaluation Pending
NONCD0001731	FOREST CITY TOOL	620 23RD ST NW	LONG VIEW	Evaluation Pending
NONCD0001279	FRYE CREEK @ US 321 N	S OF US 321 N & 7TH AVE NW	HICKORY	Evaluation Pending
NONCD0001759	GELTMAN CORPORATION	1703 PINEVIEW ST, SE	CONOVER	Evaluation Pending
NONCD0001085	HICKORY COAL GAS PLANT	625 12TH STREET DRIVE NW	HICKORY	Voluntary (AA)
NONCD0002846	HICKORY WIRE (AKA MOSER PROPERTY)	1711 11TH AVE SW	HICKORY	Evaluation Pending
NONCD0001997	HICKORY-LINCOLN TON HWY WELLS (SWINKS)	HICKORY-LINCOLN TON HWY & ROCKY	NEWTON	Evaluation Pending
NCD000616763	HK RESEARCH CORPORATION	908 LENOIR	HICKORY	NFA
NONCD0002602	HONEYWELL INTERNATIONAL	1845 WITHERS RD	MAIDEN	Voluntary (AA)
NONCD0002040	HWY 70 PCE (HICKORY 66 SERVICE)	1727 HWY 70 SW	HICKORY	Evaluation Pending
NONCD0001912	J&G BROKERS - SOLVENTS	750 18TH STREET NE	HICKORY	Evaluation Pending
NONCD0001915	JACKSONLEA-TOLUENE AST	1701 HIGHWAY 70 EAST	CONOVER	Evaluation Pending
NCD002388965	LACKAWANNA LEATHER CO., INC.	HWY 70A WEST	CONOVER	SPL
NCD079049409	LANE CO. INC., VENTURE FURNITURE	DEBORAH HERMAN RD	CONOVER	NFA
NCD044440642	LANE COMPANY, INC.	37 NINTH STREET PLACE, SE	HICKORY	NFA
NONCD0002917	LANE VENTURE PLANT 14	1405 DEBORAH HERMAN RD	CONOVER	Evaluation Pending
NONCD0002033	MARKET BASKET - SOLVENTS	6593 HIGHWAY 16	CONOVER	Evaluation Pending

NONCD0002035	MARTINS FOOD CENTER - SOLVENTS	7150 NC HIGHWAY 10 WEST, BANO	VALE	Evaluation Pending
NCD991279118	MEREDITH/BURDA, INC.	ST JAMES CHURCH RD	NEWTON	NFA
NONCD0002077	MILLS YARN, INC.	1125 7TH AVE N.W	HICKORY	Evaluation Pending
NONCD0001286	MOSS FARM RD PCE	1993 MOSS FARM RD	HICKORY	Evaluation Pending
NONCD0002103	MOUNTAIN VIEW MARKETPLACE	2341 ROCKSHIRE LANE (OFF 127 S	HICKORY	Evaluation Pending
NONCD0002118	NATIONAL PARTITIONS & INTERIORS (FORMER)	321 EAST J STREET	MAIDEN	Evaluation Pending
NONCD0002162	NCDOT ASPHALT SITE #20 (APAC)	1520 11TH AVENUE SE	HICKORY	Evaluation Pending
NONCD0002020	NORTHWEST BLVD PCE CONTAMINATION	2950 NORTHWEST BLVD	NEWTON	Evaluation Pending
NONCD0002234	OLD SEALTEST DAIRY SOLVENTS	2115 HWY 70 SE	HICKORY	Evaluation Pending
NCD055165609	PANTASOTE INC. FILM/COMPOUND DIV.	1508 S CENTER ST	HICKORY	SPL
NONCD0002811	PERFECT IMAGE (THE)	1907 3RD AVENUE DR NW	HICKORY	Evaluation Pending
NCD066304627	PREMIUM COATINGS, INC.	HWY 70A E.	HICKORY	NFA
NONCD0001903	REGAL MANUFACTURING	212 12TH AVE	HICKORY	Evaluation Pending
NONCD0002825	ROBERT EXPRESS	606 LENOIR RHYNE BLVD	HICKORY	Evaluation Pending
NONCD0002434	S&W CHEMICAL - SOLVENTS	OLD US 70A	CONOVER	Evaluation Pending
NCD003228087	S&W CHEMICALS, INC.	OLD QUARRY ROAD SE	HICKORY	NFA
NONCD0001806	SHERRILLS FORD RD CONTAMINATION	SHERRILLS FORD ROAD	SHERRILLS FORD	Evaluation Pending
NONCD0002470	SHURTAPE TECHNOLOGIES	1620 HIGHLAND AVE., NE	HICKORY	Evaluation Pending
NONCD0003106	SIXTEENTH ST PCE_TCE	1400 16TH ST NE	HICKORY	Evaluation Pending
NCD986166353	SOUTHERN DESK	1720 FIRST AVENUE, SW	HICKORY	NFA
NONCD0002516	SPECTRUM DYED YARNS	422 15TH STREET SW	HICKORY	Evaluation Pending
NONCD0002800	SPRINGS ROAD 76	2048 12TH AVE NE	HICKORY	Evaluation Pending
NCN000407700	SPRINGS ROAD GO CART TRACK	4254 SPRINGS RD	CONOVER	SPL
NONCD0002524	SPRINGS ROAD SOLVENTS	3360 SPRINGS ROAD NE	HICKORY	NFA
NONCD0002535	STARNES MOBILE HOME	2111 31ST AVE DR NE	HICKORY	Evaluation Pending
NCD003228483	STYLE UPHOLSTERING, INC.	33 23RD AVE NE	HICKORY	NFA
NCD105797922	TECHNIBILT/DIV OF WHITTAKER	EAST PEACE ST	NEWTON	SPL
NCD081332991	TREND LINE FURNITURE CORP.	641 4TH STREET PLACE SW	CONOVER	NFA
NCD000648436	TREND LINE FURNITURE CORP.	W HOLLY ST	MAIDEN	NFA
NC6210021626	USA RESERVE XVIII AIRBORNE CORPS	1500 12TH ST NW	HICKORY	NFA
NCD986166759	WILSON SEPTIC PITS	SR 1131	HICKORY	SPL
CHATHAM				
NONCD0003197	3M MINERAL - MONCURE	4191 HWY 87 SOUTH	MONCURE	NFA
NCD053488409	ALLIED CHEMICAL CORP/PERFORMANCE FIBERS	338 PEA RIDGE ROAD	NEW HILL	Evaluation Pending
NONCD0000014	BOISE CASCADE	SR 1916	MONCURE	SPL
NONCD0003294	BYNUM FIRST AND LAST MART	5520 US HWY 15-501 N	PITTSBORO	Evaluation Pending
NCD000830919	CAROLINA P&L CO. CAPE FEAR STM	SR 1916	MONCURE	NFA
NONCD0001485	CHATHAM MILLS, INC.	480 HILLSBORO STREET	PITTSBORO	SPL

	NCD003234879	CHATHAM NOVELTIES COMPANY	S CHATHAM AVE	SILER CITY	NFA
	NONCD0001650	DYNEA	790 CORNITH ROAD	MONCURE	Evaluation Pending
	NCD071581128	HARRELSON RUBBER COMPANY	SOUTH CHATHAM AVENUE	SILER CITY	NFA
	NONCD0003116	HART FURNITURE CO	420 E 3RD ST	SILER CITY	Evaluation Pending
	NONCD0001159	HYDRO TUBE SOUTH	1755 HILLSBORO ST	PITTSBORO	Evaluation Pending
	NONCD0001362	JAY'S HYDRAULICS (FRMR)	1911 NC HWY 902	PITTSBORO	Evaluation Pending
	NONCD0001990	LEE PAVING/NC DOT #48	SUGAR LAKE RD. [SR 1714]	GRIFFINS CROSSROAD	Evaluation Pending
	NCD049845548	REICHHOLD CHEMICAL, INC.	SR 1916	MONCURE	SPL
	NCD053488557	SOUTHERN WOOD PIEDMONT COMPANY	SR 2139	GULF	Voluntary (AA)
	NONCD0003052	TOWNSEND & MCCRARY	1101 AND 1200 E THIRD ST	SILER CITY	Evaluation Pending
	NCD071567259	WEYERHAEUSER CO/MONCURE	STATE ROAD 1916	MONCURE	NFA
	NONCD0001110	WOODSON-TENET LABORATORIES	17570 HWY 902	GOLDSTON	NFA
CHEROKEE					
	NONCD0001934	BRP US INC (FRMR)	3750 AIRPORT RD	ANDREWS	Evaluation Pending
	NCD089989917	EMERSON ELECTRIC COMPANY	US 64	MURPHY	Evaluation Pending
	NCD038551263	TRI-COUNTY COMMUNITY COLLEGE	OFF US 64 E SOUTH OF NC 1	MURPHY	SPL
CHOWAN					
	NONCD0001496	CHOWAN VENEER CO	259 AND 262 COKE AVENUE	EDENTON	Evaluation Pending
	NONCD0002063	EDENTON DYEING & FINISHING (FRMR)	125 DYE PLANT RD	EDENTON	Evaluation Pending
	NCD980844450	GRAMPION BOAT WORKS	SR 119	EDENTON	NFA
	NONCD0001913	JACK MARSH SPILL	HWY 17 & HWY 37 SO.	EDENTON	NFA
	NCN000407197	LEARY BROTHERS STORAGE (FORMER)	VIRGINIA & BROAD STREET	EDENTON	SPL
	NONCD0003082	SIMPSON STRONG TIE_FRMR	809 SOUNDSIDE RD	EDENTON	Evaluation Pending
	NONCD0002968	TOWN OF EDENTON STREET DEPT	120 W HICKS ST	EDENTON	SPL
CLAY					
	NONCD0001099	C & L SURPLUS	1868 HWY 64 W	HAYESVILLE	SPL
	NC0001402213	ELLIS JUNK YARD	NEEDMORE DRIVE	HAYESVILLE	SPL
CLEVELAND					
	NCD981022015	ADYLOTTE, JP ESTATE	SR 2214	EARL	NFA
	NONCD0002881	ARDEE/TRANSLITE	639 WASHBURN SWITCH RD	SHELBY	Voluntary (AA)
	NCD981022072	BETTIS PROPERTY	1/2 MI. E OF BETTIS RD &	EARL	NFA
	NONCD0001414	C&C SCRAP METAL	1538 BETHLEHEM ROAD	KINGS MOUNTAIN	Evaluation Pending
	NCD981021702	CAMP, LEONARD PROPERTY	SR 2226	EARL	SPL
	NCN000404801	CINDERELLA KNITTING MILLS	502 MITCHELL ST	KINGS MOUNTAIN	Evaluation Pending
	NONCD0003248	CLEVELAND MILLS	101 W MAIN ST	LAWNSDALE	Evaluation Pending
	NONCD0003167	CORMETECH, INC.	304 LINWOOD ROAD	KINGS MOUNTAIN	Evaluation Pending
	NONCD0002996	DICEY MILLS	430 NEISLER ST	SHELBY	Evaluation Pending
	NONCD0002970	ELLA MILL	1012 S WASHINGTON ST	SHELBY	Evaluation Pending

NCD062566047	FASCO CONTROLS CORPORATION	1100 AIRPORT RD	SHELBY	Voluntary (AA)
NCD980729354	FOOTE MINERAL	OFF SOUTH SERVICE RD	KINGS MTN	NFA
NCD986175651	GLEN RAVEN MILLS	114 RAVEN CIRCLE	KINGS MOUNTAIN	NFA
NONCD0001072	J & C DYEING	1000 WEST GROVER STREET	SHELBY	SPL
NONCD0001923	JENKINS FOODS #2	2119 NEW HOUSE ROAD	SHELBY	Evaluation Pending
NCD000828244	KINGS MOUNTAIN PILOT CREEK WWTP	ROUTE 74 WEST	KINGS MOUNTAIN	NFA
NONCD0001959	KINGS MOUNTAIN SMARTWAY	U.S. 74 AND N.C. 161	KINGS MOUNTAIN	Evaluation Pending
NCN000407089	L AND R OIL RECOVERY	601 LINEBERGER ST	SHELBY	Evaluation Pending
NONCD0002163	NCDOT ASPHALT SITE #22 ( ASPHALT PAVING	HWY74/LONG BRANCH ROAD	SHELBY	Evaluation Pending
NONCD0001939	PETRO EXPRESS NO. 56	225 CLEVELAND AVE	KINGS MOUNTAIN	Voluntary (AA)
NONCD0002323	POST ROAD SITE	612 N. POST RD	SHELBY	Evaluation Pending
NCD980559983	PPG IND., INC./WKS 52	WASHBURN SWITCH ROAD	SHELBY	SPL
NONCD0001188	SHELBY BODY SHOP	1904 E DIXON BLVD	SHELBY	SPL
NCD986180909	SHELBY DYEING & FINISHING	1038 SAM LATTIMORE ROAD	SHELBY	SPL
NONCD0002778	SHELBY FARMERS MARKET	200 W WARREN ST	SHELBY	Evaluation Pending
NONCD0002464	SHELBY ROAD PCE SITE	1505 SHELBY RD	KINGS MOUNTAIN	Evaluation Pending
NCN000410427	SPECTRUM DYED YARNS	136 PATTERSON RD	KINGS MOUNTAIN	Evaluation Pending
NCD980558803	SULTZER-RUTI, INC.	HWY 29 NORTH	GROVER	NFA

COLUMBUS

NCSFN0407144	CARTRETTE FIELD	HWY 401 S	CHADBURN	NFA
NCN000407241	CHADBURN BATTERY	US 76/74 & NC 410	CHADBURN	NFA
NCD986166460	CHADBURN TIRE FIRE	WILSON, BROWN, 2ND & 3RD	CHADBURN	NFA
NONCD0001538	CONFLANDEY INC.	3620 CHADBURN HIGHWAY	WHITEVILLE	SPL
NCD000605303	FEDERAL PAPER BOARD CO., INC.	865 JOHN L RIEGEL RD	RIEGELWOOD	SPL
NONCD0001726	FLOWLINE CORP.	164 INDUSTRIAL DRIVE	WHITEVILLE	NFA w/ Restrictions
NCD000813600	GA-PACIFIC CORP CHIP-N-SAW	HIGHWAY 74 WEST	WHITEVILLE	NFA
NCD000813543	GA-PACIFIC CORP/PANELBOARD	HIGHWAY US 74-76	WHITEVILLE	NFA
NCD000813667	GA-PACIFIC CORP/PLYWOOD	SR 1436	WHITEVILLE	NFA
NCD047375639	GA-PACIFIC CORP/TIMBER	WEST MAIN STREET	WHITEVILLE	NFA
NCD024459471	GUYTON BATTERY SERVICE	HWY 401 S	CHADBURN	SPL
NONCD0001942	JR HEATH PROPERTY	2146 OLD STAGE HWY (HWY87)	RIEGELWOOD	Evaluation Pending
NCD980557847	KAISER ACME FARMARKET	SR 1870	RIEGELWOOD	SPL
NCD080891039	LACKEY INDUSTRIES WAREHOUSE	PINE LOG ROAD	WHITEVILLE	NFA
NONCD0002786	METAL RECYCLING SERVICES	5192 JAMES B WHITE HWY	WHITEVILLE	NFA
NONCD0001074	OLD FORD BLDG	FIFTH ST	TABOR CITY	SPL
NCSFN0406906	OLD STAKE ROAD	OLD STAKE ROAD	CHADBURN	NFA
NONCD0001178	PACKER PROPERTY	US 701 & JEWEL ST	WHITEVILLE	SPL
NONCD0003254	PAG CHADBURN	612 S BROWN ST	CHADBURN	Evaluation Pending

NONCD0002819	PLANTER'S WAREHOUSE	1007 PIREWAY RD	TABOR CITY	NFA
NONCD0001121	R & R PLATING	623 COLUMBUS APPAREL ST	WHITEVILLE	SPL
NONCD0000062	S.R. 1943 BATTERY DUMP	S.R. 1943	NAKINA	NFA
NONCD0002669	STEPHENS TIRE FIRE	6721 CLARENDON CHADBOURN RD	CHADBOURN	Evaluation Pending
NCD000828616	USS AGRI-CHEMICALS FARM SERVICE	HWY 701	WHITEVILLE	SPL
NCSFN0406962	VINEGAR HILL LEAD SITE	HWY 701 N	TABOR CITY	NFA
NONCD0000057	WATTS, LEVI PROPERTY	103 FAIRBLUFF ROAD	TABOR CITY	NFA
NONCD0002555	WHITEVILLE BUMPER & GLASS (FORMER)	824 JEFFERSON ST	WHITEVILLE	SPL

CRAVEN

NONCD0001651	AMERICAN DEVELOPMENT CORP (FRMR)	1456 STATE CAMP RD	VANCEBORO	Evaluation Pending
NCD045924065	AMF/HATTERAS YACHTS	110 N GLENBURNIE ROAD	NEW BERN	NFA w/ Restrictions
NONCD0002780	APAC-CLARKS ASPHALT PLANT	OLD US HWY 70	CLARKS	NFA
NONCD0001209	APAC-NEW BERN ASPHALT PLANT	510 S GLENBURNIE RD	NEW BERN	NFA
NCD003193588	BARBOUR BOAT WORKS, INC.	527 TRYON PALACE DR	NEW BERN	Voluntary (AA)
NONCD0002883	BIDDLE STREET-1104	1104 BIDDLE ST	NEW BERN	Evaluation Pending
NONCD0002906	BRIDGETON HARBOUR MARINA	1101 NORTH B ST	BRIDGETON	Evaluation Pending
NCD047371794	COASTAL LUMBER CO	934 N CRAVEN ST	NEW BERN	SPL
NONCD0001032	COCA COLA BOTTLING WORKS INC	HIGHWAY 17	NEW BERN	NFA
NONCD0003114	DL ROGERS CORP	1814 NEUSE BLVD	NEW BERN	Evaluation Pending
NCD003201837	ENCEE CHEMICAL SALES, INC.	HWY 17 N	BRIDGETON	Voluntary (AA)
NCD003190584	EVERHART LUMBER COMPANY	SR 1117	NEW BERN	NFA
NONCD0001791	GRAHAM DIXON PROPERTY	2100 HIGHWAY 17 NORTH	BRIDGETON	Evaluation Pending
NONCD0001059	HARRIS TRUCKING EQUIPMENT (FORMER)	5000 US HWY 70E	NEW BERN	NFA
NONCD0001828	HAVELOCK WASTEWATER TREATMENT	304 NORTH JACKSON DRIVE	NEW BERN	NFA
NONCD0001191	MIRACLE WATER REFINERS	HWY 70	HAVELOCK	Evaluation Pending
NCR000179606	N&B CO. - TERMINIX	2201 E US 70 HWY	JAMES CITY	Evaluation Pending
NCD986197259	NEW BERN COAL GAS PLANT	506 TRYON PALACE DRIVE	NEW BERN	Voluntary (AA)
NCD041466806	PHILLIPS PLATING	US 17 HWY NORTH	BRIDGETON	SPL
NONCD0001350	PHOENIX RECYCLING	HWY 70 & PINE GROVE RD	HAVELOCK	Evaluation Pending
NCD981929854	ROWES CORNER DRUM DUMP	SR'S 1615 AND 1617	ROWES CORNER	NFA
NCD003197704	SALT WOOD PRODUCTS, INC.	11065 OLD HWY 70 W	COVE CITY	Evaluation Pending
NCD980848840	SCOTT'S CREEK BATTERY SITE	402 HOWELL ROAD	NEW BERN	NFA
NCD075550517	SWISS BEAR INC/TEXACO INC.	200-208 E. FRONT ST	NEW BERN	NFA
NCD981928088	TEXFI INDUSTRIES, INC/NEW BERN	197 BOSCH BLVD	NEW BERN	SPL
NONCD0003061	URETHANE INNOVATORS INC	403 INDUSTRIAL DR	NEW BERN	NFA w/ Restrictions
NONCD0001054	WILLIAMS AUTO CENTER	401 D STREET	BRIDGETON	SPL
NONCD0003025	WORLD WOOD PRODUCTS	12045 OLD HWY 70 W	COVE CITY	SPL

CUMBERLAND

NONCD0003009	A&H CLEANERS	4515 BRAGG BLVD	FAYETTEVILLE	Evaluation Pending
NONCD0001131	AMERICAN REFUSE SYSTEMS	MURCHISON RD	FAYETTEVILLE	NFA
NONCD0001342	BENTON TRUCK SERVICE	EASTERN BLVD.	FAYETTEVILLE	Evaluation Pending
NCD981932072	BIDWELL FARM	SR 1609	LINDEN	NFA
NCD041467267	BLACK AND DECKER/GENERAL ELECTRIC	HWY 301 S	FAYETTEVILLE	NFA
NCD003189024	BORDEN CHEMICAL FAYETTEVILLE PLANT	1411 INDUSTRIAL DR	FAYETTEVILLE	Voluntary (AA)
NONCD0003007	BRAGG BLVD SOLVENTS	BRAGG BLVD	FAYETTEVILLE	Evaluation Pending
NONCD0001378	BRENDA BAKER PROPERTY	HIGHWAY 301/SR 2243	HOPE MILLS	NFA
NONCD0001849	BRIDGE NO. 116 REPLACEMENT @ CSX RR	HILLSBORO ST	FAYETTEVILLE	Evaluation Pending
NONCD0001410	BUTLER WARNER GENERATING PLANT	CLUSTER AVENUE (SR 1723)	FAYETTEVILLE	Evaluation Pending
NONCD0001736	CARGILL HEXANE RELEASE	1754 RIVER RD	FAYETTEVILLE	Evaluation Pending
NONCD0000023	CAROLINA P&L CO. FAYETTEVILLE	CUMBERLAND RD & OWEN DR	FAYETTEVILLE	SPL
NONCD0001484	CHASON DIESEL INJECTION SERV.	2980 GILLESPIE ST.	FAYETTEVILLE	NFA
NONCD0001240	CHROME-RITE PLATING FACILITY	514 SOUTH EASTERN BLVD	FAYETTEVILLE	Evaluation Pending
NCD024548133	CLARKE & PROCTOR TURPENTINE CO.	331-249 WORTH ST	FAYETTEVILLE	NFA
NONCD0001199	COTTON FIRE DEPT	4618 CALICO ST	HOPE MILLS	NFA
NCD980502892	CREEK BRIDGE/BORDEN CHEMICAL	US HWY 24-87 (GROVE ST)	FAYETTEVILLE	SPL
NONCD0001901	CROWN FORD FAYETTEVILLE	256 SWAIN ST	FAYETTEVILLE	Voluntary (AA)
NONCD0001591	DAVID HALL (SZMANSKI) PROPERTY	5035 HADDOCK STREET	FAYETTEVILLE	Evaluation Pending
NCD003198934	FASCO INDUSTRIES, INC.	810 GILLESPIE ST	FAYETTEVILLE	NFA
NCD986197341	FAYETTEVILLE COAL GAS/RAY AVE	RAY AVENUE	FAYETTEVILLE	Voluntary (AA)
NCD981928021	HOLLINGSWORTH PROPERTY	307 BROADFOOT AVE	FAYETTEVILLE	NFA
NONCD0001892	ICI/DUPONT	HWY 53 EAST (CEDAR CREEK)	FAYETTEVILLE	SPL
NONCD0001899	INESCO SITE	800 WHITFIELD RD.	FAYETTEVILLE	SPL
NONCD0003162	JUDSON CHURCH ROAD TRUCK REPAIR	520 JUDSON CHURCH RD	FAYETTEVILLE	Evaluation Pending
NCD048958615	KELLY-SPRINGFIELD TIRE CO/GOODYEAR	NAVASSA RD	FAYETTEVILLE	SPL
NONCD0001977	LAKE RIM SOLVENTS	RIM ROAD & SANDRA STREET	FAYETTEVILLE	Evaluation Pending
NONCD0001667	MCGILL'S MUFFLER SHOP	5860 YADKIN RD	FAYETTEVILLE	Evaluation Pending
NCD088563242	MONSANTO COMPANY/ROHM & HAAS	CEDAR CREEK RD	FAYETTEVILLE	SPL
NONCD0002169	NCDOT ASPHALT SITE #47/BARNHILL	936 SHAW MILL RD	FAYETTEVILLE	Evaluation Pending
NCD981744717	PARKER FARM	STRICKLAND BRIDGE SR 1403	FAYETTEVILLE	NFA
NONCD0002993	PARKS BLDG SUPPLY/TERMINEX	OWEN DR & ENTERPRISE AVE	FAYETTEVILLE	Evaluation Pending
NONCD0003019	PEPSI-COLA	131 PEPSI LANE	FAYETTEVILLE	NFA
NONCD0002909	PLANTERS CHEMICAL	636 ROBESON ST	FAYETTEVILLE	Evaluation Pending
NCD040047425	PRILLAMAN CHEMICALS	334 WORTH STREET	FAYETTEVILLE	Voluntary (AA)
NONCD0002345	PUROLATOR PRODUCTS, INC.	3200 NATAL STREET	FAYETTEVILLE	Voluntary (AA)
NONCD0003135	QUALITY CONCRETE	1587 WILMINGTON HWY	FAYETTEVILLE	Evaluation Pending
NONCD0002570	SWEETWATER MHP & BOBBY TAYLOR OIL COMPAN	SWEETWATER DRIVE	FAYETTEVILLE	SPL

	NCD000623199	TEXACO INC/FAYETTEVILLE	992 SHAW MILL RD	FAYETTEVILLE	NFA
	NCD986178226	TEXFI INDUSTRIES, INC	601 HOFFER DRIVE	FAYETTEVILLE	SPL
	NONCD0003050	VALLEY MOTORS	3203 BRAGG BLVD	FAYETTEVILLE	Evaluation Pending
	NONCD0002997	VANDER SOUTH 115KV SUBSTN	711 JOHN B CARTER RD	FAYETTEVILLE	Evaluation Pending
	NONCD0002670	VEMCO MUSIC-LAKE LYNN	3542 GILLESPIE STREET	FAYETTEVILLE	Evaluation Pending
	NONCD0002900	VETERAN'S PARK	401 BRAGG BLVD	FAYETTEVILLE	NFA
	NONCD0002731	WADE-GODWIN LDFL	SISK-CULBRETH RD	WADE	NFA
	NONCD0002702	WELLMAN FIBER INDUSTRIES	HWY 53	CEDAR CREEK	Evaluation Pending
	NCN000407243	WOODYS SALVAGE YARD	4139 CLINTON RD	VANDER	SPL
	NONCD0003066	YADKIN RD CIRCLE K	6489 YADKIN RD	FAYETTEVILLE	Evaluation Pending
CURRITUCK					
	NONCD0003176	COROLLA CATTLE DIP	1215 PONTON LN	COROLLA	SPL
	NCD986166726	CURRITUCK PHOSPHORUS	WST SIDE OF MEMORIAL BRDG	POINT HARBOR	NFA
	NONCD0003046	MOYOCK MUSCLE	CARATOKE HWY	MOYOCK	Evaluation Pending
	NONCD0002193	NCDOT-FORMER ASPHALT TEST.#37	HWY 158 AT MAIME SR# SIDE ROAD	POWELLS POINT	Evaluation Pending
	NONCD0002640	POWELL'S POINT REST STOP (FRMR)	8364 CARATOKE HWY	POWELLS POINT	Evaluation Pending
	NONCD0001158	STATE LINE HONDA	134 CARATOKE HWY	MOYOCK	Evaluation Pending
	NCD980803001	WHALEHEAD BEACH/SUSQUEHONNA CORP	COROLLA DRIVE	COROLLA	NFA
DARE					
	NC1690308233	CAPE HATTERAS NATIONAL SEASHORE		RODANTHE	NFA
	NONCD0001043	CAPE HATTERAS SCHOOL	HIGHWAY 12	BUXTON	NFA
	NONCD0001411	CAROLINA TELEPHONE-BUXTON	48161 NC 12 HWY	BUXTON	Evaluation Pending
	NONCD0001768	DECATUR PARTNERSHIP SITE	1013 US 264/64	MANTEO	NFA
	NONCD0002499	KILL DEVIL HILLS AMOCO	US 158 & EDEN ST	KILL DEVIL HILLS	Evaluation Pending
	NONCD0001147	LIGHTHOUSE SERVICE CENTER	HWY 12 & LIGHTHOUSE RD	BUXTON	Evaluation Pending
	NCD986191799	MANTEO DRUM SITE		MANTEO	NFA
	NONCD0002032	MARION KULICK - FORMER CATTLE DIP VAT	JUNIOR ROAD	FRISCO	Evaluation Pending
	NONCD0001640	NAGS HEAD SHELL	3643 S CROATAN HWY	NAGS HEAD	NFA
	NONCD0002130	NCDOT - FORMER ASPHALTIC TESTING SITE 62	OFF DRIFTWOOD DRIVE	MANTEO	Evaluation Pending
	NCD986171304	OREGON INLET BEACH CONTAINER	AT OREGON INLET		NFA
	NONCD0002344	PUGHS CAR CARE CENTER	2209 SOUTH CROATAN HIGHWAY	NAGS HEAD	Evaluation Pending
	NC6570027460	USAF DARE COUNTY RANGE SEYMOUR	HWY 264		NFA
DAVIDSON					
	NONCD0000067	ASTOR DELK		DENTON	NFA
	NONCD0001332	BELL RESIDENCE, JOHN	1508WHITEHART SCH.	THOMASVILLE	Evaluation Pending
	NONCD0001370	BOWERS ESTATE	107 S. URBAN STREET	THOMASVILLE	Evaluation Pending
	NCD991278581	BURLINGTON FURNITURE/LUMBER PL	US 64 EAST	LEXINGTON	SPL
	NC0001763366	BYERLY DRUM	501 & 503 OAK AVENUE	LEXINGTON	NFA



NCSFN0407140	CARDINAL CONTAINER SERVICES	138 WALSER ROAD	LEXINGTON	SPL
NONCD0002963	CARTER LUMBER	747 OLD HARGRAVE RD	LEXINGTON	Evaluation Pending
NCD060298809	CLASSIC FURNITURE CORPORATION	ZION CHURCH RD	THOMASVILLE	NFA
NONCD0001552	COUNCIL PLANT 2-DENTON	1156 NORTH MAIN STREET	DENTON	NFA
NONCD0002691	DIAMONDBACK PRODUCTS, INC	40 W 12TH AVE	LEXINGTON	Evaluation Pending
NCD039129697	DUPONT EI DE NEMOURS & CO.	ROUTE 8	DENTON	NFA
NONCD0003251	E 2ND AVE PCE	19 E 2ND AVE	LEXINGTON	Evaluation Pending
NONCD0003205	EVERHART TIRE NON-UST	806 N MAIN ST	LEXINGTON	Evaluation Pending
NONCD0001707	FAMILY BOAT CENTER BADIN LAKE	HWY 49 @ HWY 8	BADIN LAKE	NFA
NCD077827244	FLEET TRANSPORT CO., INC.	1820 S MAIN ST	LEXINGTON	NFA
NONCD0001727	FOAM TECH, INC.	117 CEDAR LANE DRIVE	LEXINGTON	Evaluation Pending
NONCD0001202	INGRAM PLYWOOD INC	718 BASSETT DRIVE	THOMASVILLE	Evaluation Pending
NCD115990574	JMC PLATING	PROSPECT INDUSTRIAL PARK	LEXINGTON	NFA
NCD986197358	LEXINGTON COAL GAS PLANT	SR 2001-GAS PLANT ROAD	LEXINGTON	Voluntary (AA)
NONCD0001050	LEXINGTON FURNITURE IND. PLNT NO 12	3301 COTTON GROVE LANE	LEXINGTON	SPL
NONCD0001048	LEXINGTON FURNITURE IND. PLNT NO 2	3979 OLD LINWOOD ROAD	LEXINGTON	SPL
NONCD0001049	LEXINGTON FURNITURE IND. PLNT NO 7	178 LFI COMPLEX LANE	LEXINGTON	SPL
NCD000616334	LILLY CO. DRUM RECOND PLANT	TRINITY AVENUE	THOMASVILLE	NFA
NCD003233756	MASONITE CORP. CUSTOM COMPONENT	200 MASON WAY	THOMASVILLE	NFA
NONCD0002136	NCDOT - SITE NO 16 LEXINGTON ASPHALT	CITY DUMP ROAD	LEXINGTON	Evaluation Pending
NCD003235066	NEW AGE FURNITURE CO/MILLER TOOL	PROSPECT INDUSTRIAL PARK	LEXINGTON	SPL
NONCD0002303	PIEDMONT METALS	OLD HWY 29	LEXINGTON	Evaluation Pending
NCD003216413	RALEIGH ROAD FURNITURE CORP/STANLEY	802 WEST CENTER ROAD	LEXINGTON	SPL
NONCD0001034	SALEM ST RESIDENTIAL DUMP	125 SALEM ST	THOMASVILLE	Evaluation Pending
NONCD0002486	SNYDER RESIDENCE, ROY	3142NEW CUT RD.	LEXINGTON	Evaluation Pending
NCD077821296	SOUTHERN RESIN/US INDUSTRIES INC	1510 DENTON ROAD	THOMASVILLE	SPL
NCD003214574	SPRUANCE SOUTHERN, INC.	115 E ELLER DR		SPL
NONCD0000084	THERMO PRODUCTS, INC.	800 JONES STREET	DENTON	SPL
NCD077838589	THOMASVILLE FOREST PRODUCTS	CLARKSBURY CHRUCH ROAD	THOMASVILLE	SPL
NONCD0003181	THOMASVILLE PLANT B	310 FISHER FERRY ST	THOMASVILLE	Evaluation Pending
NCD982115370	TRIPLE PLATING, INC	27 W MAIN ST	THOMASVILLE	NFA
NONCD0003245	WEBBER AUTOMOTIVE	10624 OLD US HWY 52	WINSTON-SALEM	Evaluation Pending
NONCD0002123	ERWIN MILLS #3	314 MAIN ST	COOLEEMEE	Evaluation Pending
NONCD0001706	FALLIES DRY CLEANING	SOUTH MAIN ST. @ SALISBURY ST.	MOCKSVILLE	Evaluation Pending
NONCD0000092	FUNDER AMERICA	200 FUNDER RD	MOCKSVILLE	Voluntary (AA)
NCD981928385	JOHN DEERE TRACTOR	HWY 601 AND SR 1413	MOCKSVILLE	SPL
NONCD0002595	THOMSON CROWN WOOD PRODCUTS	390 BETHAL CHURCH ROAD	MOCKSVILLE	NFA

DAVIE

DUPLIN	NONCD0002856	TOWN OF MOCKSVILLE MAINTENANCE SHOP	337 SANFORD AVE	MOCKSVILLE	NFA
	NONCD0001595	DEANS PICKLES, FMR CATES	354 N. FAISON AVE.	FAISON	SPL
	NCD003200656	FEATHER PROCESSORS, INC	HWY 117 NORTH	ROSE HILL	SPL
	NCD000773515	GA-PACIFIC CORP/HDWD SAW	SR 1301	BOWDENS	NFA w/ Restrictions
	NONCD0001790	GRADY FARM SERVICE	WARREN RD(NCSR 1301)	FAISON	Evaluation Pending
	NCD000776732	SAFETY-KLEEN CORP 3-031-02	HWY 41W	WALLACE	NFA
	NONCD0002543	STEEVECOKNIT FABRICS COMPANY	601 WILMINGTON ROAD	WALLACE	SPL
NONCD0001453	WALLACE SOLVENT CONTAMINATION	114 E MAIN ST	WALLACE	Evaluation Pending	
DURHAM	NCD084172469	AIRCO INDUSTRIAL GASES	TRIANGLE DRIVE	RTP	NFA
	NCD075582197	AMORE/WORTH CHEMICAL	2418 EAST PETTIGREW ST	DURHAM	SPL
	NONCD0002094	BEASLEY AVE WELLS	3034-3036 HOLLOWAY STREET	DURHAM	Evaluation Pending
	NCN000410370	BECKMANN DURHAM SANDEFUR	3333 INDUSTRIAL DRIVE	DURHAM	Evaluation Pending
	NONCD0001337	BENCHMARK MATERIALS	311 S. PLUM ST	DURHAM	Evaluation Pending
	NCD047372503	BRENNTAG/SOUTHCHEM	2000 E. PETTIGREW ST.	DURHAM	Evaluation Pending
	NONCD0001404	BURLINGTON INDUSTRIES (FORMER)	WEST MAIN ST	DURHAM	Evaluation Pending
	NCD986171072	BURNHAM SERVICE CORP.	3211 MAIMI BOULEVARD	DURHAM	NFA
	NCD991278714	CAROCHEM, INC.	540 GULF ST	DURHAM	SPL
	NONCD0003133	CHATHAM PLAZA PROPERTIES	1108 E MAIN ST	DURHAM	NFA
	NONCD0003138	CLASSIC CLEANERS	5300 N ROXBORO ST	DURHAM	NFA
	NONCD0002965	CLASSIC TOYOTA	4513 CHAPEL HILL RD	DURHAM	Evaluation Pending
	NCD986171064	COLEJON MECHANICS	3002 BRUNSON ROAD	DURHAM	NFA
	NCD091568279	CONTINENTAL FOREST IND/FEDERAL PAPER	923 FRANKLIN STREET	DURHAM	NFA
	NCN000410852	DANNY ROBERTS/INTERSTATE BP	2815 WAYCROSS RD	DURHAM	Evaluation Pending
	NCD080885551	DAUGHERTY CHEMICAL COMPANY	307 WALKER STREET	DURHAM	SPL
	NONCD0001639	DUKE MEDICAL CENTER (BELL BUILDING)	TRENT DRIVE	DURHAM	Evaluation Pending
	NCD000813519	DUKE UNIVERSITY	HWY 751 GATE 11	DURHAM	Voluntary (AA)
	NCD986171098	DUKE UNIVERSITY TRANSFORMER STORAGE	TOWERVIEW & WANNAMAKER	DURHAM	NFA
	NCD986173938	DURHAM GAS PLANT	812 MALLARD AVENUE	DURHAM	Voluntary (AA)
	NONCD0003194	DURHAM MAIN SUBSTATION	947 WASHINGTON ST	DURHAM	Evaluation Pending
	NONCD0002858	DURHAM PUBLIC SERVICE CO PROP (FORMER)	309 BLACKWELL ST	DURHAM	Evaluation Pending
	NONCD0001192	EAKES CLEANERS (FORMER)	827 W MORGAN ST	DURHAM	SPL
	NCD991278524	ENVIRONMENTAL RECYCLING CO.	1901 PEABODY ST	DURHAM	NFA
	NONCD0001341	FREUDENBERG NONWOVENS (FRMR)	3440 INDUSTRIAL DR	DURHAM	Evaluation Pending
	NCD072018252	GENERAL ELECTRIC CO/MED STEAM TURBIN	OLD RALEIGH RD	DURHAM	SPL
	NCD065655599	GLAXOSMITHKLINE	FIVE MOORE DRIVE	DURHAM	NFA
NCD986171080	GLIDDEN PAINT	2717 WECK DRIVE	DURHAM	NFA	

NONCD0001826	HARRIS SEMICONDUCTOR FACILITY(SEE COMMEN	3026 CORNWALLIS RD	RTP	Evaluation Pending
NONCD0001843	HERCULES	9 DAVIS DRIVE	DURHAM	SPL
NONCD0003256	HERITAGE SQUARE III	606 FAYETTEVILLE RD	DURHAM	Evaluation Pending
NONCD0001739	HILLS @ SOUTHPOINT LOTS 128 & 129	SOUTH BEND DR	DURHAM	NFA
NCD003198520	HONEYWELL, INC	921 HOLLOWAY STREET	DURHAM	SPL
NONCD0001869	HOOVER ROAD CONTAMINATION	211 SOUTH HOOVER ROAD	DURHAM	SPL
NONCD0003096	HUNT ST CHROMIUM CONTAMINATION	214 AND 216 HUNT ST	DURHAM	Evaluation Pending
NCD986215465	JMC USA INC	ONE INNOVATION DR	RTP	NFA w/ Restrictions
NCD097724009	LIGGETT AND MYERS COMPANY	700 W MAIN ST	DURHAM	NFA
NONCD0002047	MATTHEWS, VC RESIDENCE	3426 HIGHWAY 55	DURHAM	Evaluation Pending
NONCD0002085	MITSUBISHI ELECTRONICS	THREE DIAMOND LANE	DURHAM	Voluntary (AA)
NONCD0003202	N ROXBORO ST PCE	5258 N ROXBORO ST	DURHAM	Evaluation Pending
NONCD0003108	NC HWY 54 CONTAMINATION	4001 AND 4151 EAST NC HWY 54	DURHAM	Evaluation Pending
NONCD0002873	NELLO TEER QUARRY-DENFIELD	5013 DENFIELD ST	DURHAM	Evaluation Pending
NONCD0002782	NELLO TEER-CAMDEN AVE	1435 CAMDEN AVE	DURHAM	Evaluation Pending
NONCD0002219	NORTHERN TELECOM-CEM.TANK SOLV	4600 EMPEROR BLVD.	MORRISVILLE	Evaluation Pending
NONCD0002261	PANTRY 4024	5274 NORTH ROXBORO ROAD	DURHAM	NFA
NONCD0002278	PBM GRAPHICS	4900 PROSPECTUS DRIVE	DURHAM	NFA
NCD003196193	PIFER INDUSTRIES, INC.	2210 E PETTIGREW ST	DURHAM	SPL
NONCD0002321	PONDVIEW LANE	PONDVIEW LANE	DURHAM	Evaluation Pending
NONCD0002338	PSNC OPERATIONS AND GARAGE	3001 HARVARD AVENUE	DURHAM	Evaluation Pending
NONCD0003107	RIGSBEE AVE CR IN SOIL	730 AND 723 RIGSBEE AVENUE; 62	DURHAM	Evaluation Pending
NCD980839716	RIVERDALE HOMES/EARL GETTS	404 RIVERDALE DRIVE	DURHAM	NFA
NONCD0002078	ROCHELLE STREET WELLS	2505 ROCHELLE ST	DURHAM	Evaluation Pending
NONCD0002870	RPM NISSAN	3930 CHAPEL HILL BLVD	DURHAM	Evaluation Pending
NONCD0002449	SCARBOROUGH & HARGETT FUNERAL HOME	306 SOUTH ROXBORO STREET	DURHAM	NFA
NCD037160116	SCM-GLIDDEN METAL FINISHERS	2601 WECK DRIVE	RTP	NFA
NONCD0003246	SOUTHBANK BUILDING	400 WEST MAIN ST	DURHAM	Evaluation Pending
NCD980503148	SOUTHCHEM LANDFILL	722 EAST MARKHAM AVE	DURHAM	SPL
NONCD0002519	SPEIGHTS AUTO SERVICE CENTER	4723 FAYETTEVILLE ROAD	DURHAM	NFA
NCD986188878	SUPREME FINISHING	FOUNTAIN STREET	DURHAM	NFA
NONCD0000020	TRIANGLE CHURCH OF CHRIST	STATE ROAD 1110	RTP	NFA
NONCD0002627	TRIANGLE FURNITURE STRIPPING	1221 & 1179 W NC 54 HWY	DURHAM	Evaluation Pending
NCD980600274	UNION CARBIDE CORP/AGRIC PROD	2 - TW ALEXANDER DR	RTP	NFA
NONCD0003157	UNIVERSITY FORD	601 WILLARD ST	DURHAM	Evaluation Pending
NCD980515308	UNIVERSITY OF NC AT CHAPEL HILL	FINLEY GOLF COURSE RD		Evaluation Pending
NC6680090002	US EPA TECH CENTER	HIGHWAY 54 & ALEXANDER DR	RTP	NFA
NC9210022787	USA RESERVE XVIII AIRBORNE CORPS	724 FOSTER ST	DURHAM	NFA

	NC4210021891	USA RESERVE XVIII AIRBORNE CORPS	1228 CARROLL ST	DURHAM	NFA
	NONCD0002693	WAND, JOSEPH PROPERTY	2501 ENGLEWOOD DRIVE	DURHAM	Evaluation Pending
	NONCD0003231	WASHINGTON ST PCE	802 WASHINGTON ST	DURHAM	Evaluation Pending
	NCD001493931	WECK, EDWARD INC.	WECK DR	RTP	Voluntary (AA)
	NONCD0002650	WHITNEY ENTERPRISES	814 MIDLAND TERRACE	DURHAM	Evaluation Pending
	NONCD0002769	WYNNE, MAY PROPERTY (FORMER)	905 DANBURY ST	DURHAM	NFA
EDGECOMBE					
	NONCD0001273	ANSELL HEALTHCARE	2906 ANACONDA ROAD	TARBORO	Voluntary (AA)
	NONCD0003190	ATLANTIC AVE METALS	1110 ATLANTIC AVE	ROCKY MOUNT	Evaluation Pending
	NONCD0001310	BAILEY RESIDENCE	2704 ANACONDA ROAD	TARBORO	Evaluation Pending
	NCD054412283	BLACK & DECKER PLANT (FORMER)	3301 MAIN ST	TARBORO	Voluntary (AA)
	NONCD0000046	BRYANT, ROY PROPERTY	SR 1149 & 1006	SHARPSBURG	NFA
	NCD980838726	DAVENPORT CREOSOTE	SR 1201	PINETOPS	NFA
	NCD095118212	GENERAL FOAM PLASTICS CORPORATION	501 DANIEL ST EXT	TARBORO	NFA
	NONCD0001783	GNS EXPRESS MART	1637 BARNES ST	ROCKY MOUNT	NFA
	NONCD0002522	JIFFY MART	1801 N RALEIGH ST	ROCKY MOUNT	SPL
	NONCD0001986	LEBANON UNLOADING STATION	VANCE STREET	ROCKY MOUNT	Evaluation Pending
	NCD003183167	LONG MANUFACTURING	111 FAIRVIEW STREET	TARBORO	SPL
	NONCD0002196	NEVAMAR DECORATIVE SURFACES	2901 ANACONDA ROAD	TARBORO	NFA
	NONCD0002054	PINETOPS JENKINS CLEANERS	106 S 2ND ST	PINETOPS	Evaluation Pending
	NONCD0002319	POLYLOK, INC./WELLINGTON SEARS	3006 ANACONDA RD.	TARBORO	SPL
	NONCD0002378	REA CONSTRUCTION-ROCKY MOUNT	1970 TANNER RD	ROCKY MOUNT	SPL
	NONCD0002405	RIVENBARK RESIDENCE	1831 VANCE ST.	ROCKY MOUNT	Evaluation Pending
	NCD041466525	ROCKY MOUNT FIBER DUMP	ATLANTIC AVE EXTENSION	ROCKY MOUNT	SPL
	NONCD0001386	SUPERIOR ESSEX	2801 ANACONDA RD	TARBORO	Evaluation Pending
	NCD981932023	TARBORO-EDGECOMBE AIRPORT	HWY 44	TARBORO	SPL
	NCD040028011	TRINITY INDUSTRIES, INC.	1529 VANCE ST	ROCKY MOUNT	NFA
	NC8210021624	USA RESERVE XVIII AIRBORNE CORPS	804 FAIRVIEW RD	ROCKY MOUNT	NFA
	NCD980842413	WILKINSON PROPERTY BATTERY SITE	3552 COOL SPRING ROAD	ROCKY MOUNT	NFA
FORSYTH					
	NONCD0002964	1400 BLOCK S MAIN ST SOLVENTS	1400 BLOCK S MAIN ST	WINSTON-SALEM	Evaluation Pending
	NONCD0001966	28TH STREET TCE CONTAMINATION	2500 BLOCK OF STOKES AVE	WINSTON-SALEM	Evaluation Pending
	NCD060294139	A CLEANER WORLD	1221 W ACADEMY ST	WINSTON-SALEM	Evaluation Pending
	NONCD0003273	AC DELCO BUILDING	N SPRUCE ST AND W 2ND ST	WINSTON-SALEM	Evaluation Pending
	NCD083629196	AMERICAN INKS & COATINGS CORP.	3755 KIMWELL DR	WINSTON-SALEM	NFA
	NCD041230418	AMP INCORPORATED	3900 REIDSVILLE ROAD	WINSTON-SALEM	SPL
	NCD980844518	AMP INCORPORATED	4798 KINNAMON ROAD	CLEMMONS	Evaluation Pending
	NONCD0001263	AMP, INC. - BUILDING 54	6399 AMP DRIVE	CLEMMONS	Evaluation Pending

NONCD0001264	AMP, INC. BUILDING 109	3441 MYER LEE DRIVE	WINSTON-SALEM	NFA
NONCD0002205	AMP,INC-BLDG 090	375 W BODENHAMER ST	KERNERSVILLE	Evaluation Pending
NONCD0003164	ARDMORE COMMONS	1451 EBERT STREET	WINSTON-SALEM	NFA
NCD000276188	BEAUNIT CORP. PRINT PLANT	3801 KIMWELL	WINSTON-SALEM	NFA
NONCD0001133	BOWMAN GRAY-FRIEDBURG CAMPUS	WELFARE ROAD	WINSTON-SALEM	Evaluation Pending
NONCD0003013	BURK ST SOLVENTS	1020 BURK ST	WINSTON-SALEM	Evaluation Pending
NONCD0001713	CARDINAL SHOPPING CENTER	2200 W CLEMMONSVILLE RD	WINSTON-SALEM	NFA
NCD980729479	CAROLAWN COMPANY	1426 W MOUNTAIN ST	KERNERSVILLE	SPL
NCD081427890	CAROLINA METALIZING CO., INC.	1925 VARGRAVE STREET	WINSTON-SALEM	NFA
NONCD0001408	CARTER G. WOODSON CHARTER SCHOOL	420 GOLDFLOSS ST	WINSTON-SALEM	Evaluation Pending
NONCD0002737	CAYUGA ST & N LIBERTY ST PCE	4212 N GLENN AVE	WINSTON-SALEM	Evaluation Pending
NONCD0003285	CEMEX CONSTRUCTION	3290 AND 3230 N LIBERTY ST	WINSTON-SALEM	Evaluation Pending
NONCD0001469	CENTRAL PARK-SALEM AVENUE	CITY YARD DR	WINSTON-SALEM	Evaluation Pending
NCD991278680	CHEMCRAFT/SADOLIN PAINT PRODUCTS	3950 NEW WALKERTOWN RD	WINSTON-SALEM	SPL
NONCD0001508	CL SMITH PROPERTY	25.11 ACRE TRACT ZIGLAR ROAD	WINSTON-SALEM	NFA
NCD982101966	COLLINGWOOD FURNITURE INDUSTRIES	1665 MARTIN LUTHER KING D	WINSTON-SALEM	NFA
NONCD0002864	CONSIGNMENT FURNITURE	599 S STRATFORD RD	WINSTON-SALEM	NFA
NONCD0003011	DAVIS ACRES LANE	DAVIS ACRES LANE	WINSTON-SALEM	Evaluation Pending
NCD003213030	DOUGLAS BATTERY MANUFACTURING CO.	500 BATTERY DR	WINSTON-SALEM	SPL
NONCD0001633	DOWNTOWN DEVELOPMENT PROJECT	FIRST ST @ CHURCH ST @ I-40	WINSTON-SALEM	NFA
NONCD0001634	DOWNTOWN MIDDLE SCHOOL	280 SOUTH LIBERTY STREET	WINSTON-SALEM	Evaluation Pending
NONCD0002765	DUDLEY PRODUCTS	1080 OLD GREENSBORO RD	KERNERSVILLE	Voluntary (AA)
NONCD0001035	DUKE ENERGY-WINSTON-SALEM POWER DELIVERY	1198 SOUTH BROAD STREET	WINSTON-SALEM	NFA
NONCD0002974	EAST 27TH ST METALS CONTAMINATION	740 E 27TH ST	WINSTON-SALEM	Evaluation Pending
NONCD0001671	EDWARDS SEAT COVERS - SOLVENT	847 N. LIBERTY STREET	WINSTON-SALEM	Evaluation Pending
NONCD0001700	FAIRCHILD INDUSTRIAL PRODUCTS CO.	3920 WESTPOINT BLVD.	WINSTON-SALEM	Voluntary (AA)
NONCD0002933	FAIRCHILD RD SOLVENT-BOWEN BRANCH	1105 FAIRCHILD RD	WINSTON-SALEM	Evaluation Pending
NONCD0001987	FAIRWAY ONE STOP NO. 5	1253 N LIBERTY ST	WINSTON-SALEM	Evaluation Pending
NONCD0001711	FAWLKES, R. - FENNEL ST.	FENNEL ST.	KERNERSVILLE	Evaluation Pending
NONCD0000017	FLAKT PRODUCTS	200 LOWERY STREET	WINSTON-SALEM	Voluntary (AA)
NONCD0001720	FLEET SUPPLY COMPANY - NONUST	2744 W. MOUNTAIN ST.	WINSTON-SALEM	Evaluation Pending
NONCD0001749	GARDNER ASPHALT	1664 MARTIN LUTHER KING DR.	WINSTON-SALEM	NFA
NONCD0002793	H&S OIL COMPNAY	5280 HIGHT POINT RD	KERNERSVILLE	Evaluation Pending
NONCD0002945	HANESBRANDS INDUSTRIAL FACILITY	700 SOUTH STRATFORD RD	WINSTON-SALEM	Evaluation Pending
NCD044515211	HAYES-ALBION CORP/BRIGGS-SHAFFNER	3760 KIMWELL DR	WINSTON-SALEM	SPL
NCD003216397	HIGHLAND INDUSTRIES/BURLINGTON IND.	215 DRUMMOND ST/SR 2089	KERNERSVILLE	SPL
NONCD0001868	HOOKER FURNITURE CORP. - NONUST	210 N. MAIN ST.	KERNERSVILLE	NFA
NONCD0002937	I-40 INDUSTRIAL PARK	1640 LOWERY ST	WINSTON-SALEM	Evaluation Pending

NCD003464369	IMC/INTERNATIONAL MINERALS & CHEM	GLEEN AVENUE EXTENSION	WINSTON-SALEM	Evaluation Pending
NCN000409780	INDUSTRIAL METAL ALLOY	20 E ACADIA AVE	WINSTON-SALEM	SPL
NCD000770487	JOHNSON CONTROLS GLOBE BATTERY	2701 JOHNSON CONTROLS DRIVE	KERNERSVILLE	NFA
NCD986232163	JSC GRAPHIC ARTS	300 PERIMETER BLVD	WINSTON-SALEM	NFA
NONCD0003148	KIMWELL DR SOLVENT CONTAMINATION	3803 KIMWELL DR	WINSTON-SALEM	Evaluation Pending
NONCD0002003	LIBERTY GROUP	709 N. MAIN STREET	WINSTON-SALEM	NFA
NONCD0003182	LIBERTY ST METALS	3305 N LIBERTY ST	WINSTON SALEM	Evaluation Pending
NONCD0002010	LINK ROAD SITE	1725 LINK ROAD	WINSTON-SALEM	Evaluation Pending
NCD003233111	MARSH FURNITURE COMPANY	1001 S CENTENNIAL ST	HIGH POINT	Evaluation Pending
NONCD0003039	MODERN INFINITI	1500 PETERS CREEK PKWY	WINSTON-SALEM	Evaluation Pending
NONCD0002138	NCDOT - SITE #24 RAMEY CONST. ASPHALT	PATTERSON AVE.	WINSTON-SALEM	Evaluation Pending
NONCD0002145	NCDOT - SITE #54 THOMPSON ARTHUR ASPHALT	2805 INDIANA AVE.	WINSTON-SALEM	Evaluation Pending
NONCD0002146	NCDOT - SITE #55 PAPCO-SHERRILL ASPHALT	CRAFT DRIVE	WINSTON-SALEM	Evaluation Pending
NONCD0002134	NCDOT - SITE #9 PAPCO ASPHALT	SR 1120	WINSTON-SALEM	Evaluation Pending
NONCD0003276	NISSEN WAGON WORKS	1539 WAUGHTOWN ST	WINSTON-SALEM	Evaluation Pending
NONCD0003076	NORTH LIBERTY ST SOLVENTS 1100 BLK	1100 BLK NORTH LIBERTY ST	WINSTON-SALEM	Evaluation Pending
NONCD0002218	NORTH LIBERTY STREET PROPERTY @ SAMS CUR	4215 N LIBERTY ST	WINSTON-SALEM	Evaluation Pending
NONCD0003078	NORTH PATTERSON AVE SOLVENTS 3500 BLK	3591 N PATTERSON AVE	WINSTON-SALEM	Evaluation Pending
NONCD0003233	NORTHWEST BLVD WASTE OIL TANK	727 W NORTHWEST BLVD	WINSTON-SALEM	NFA w/ Restrictions
NONCD0002229	OGBURN DRY CLEANERS (FORMER)/ONE HOUR	4318 OLD WALKERTOWN ROAD	WINSTON-SALEM	Evaluation Pending
NONCD0002975	OLD LEXINGTON RD PCE CONTAMINATION	2350-2390 OLD LEXINGTON RD	WINSTON-SALEM	NFA
NONCD0002246	OVERDALE ROAD TRANSFER STATION (PROPOSED)	OVERDALE ROAD	WINSTON-SALEM	NFA
NCN000407491	P&B DISTRIBUTION CHEMICAL FIRE	744 CHATHAM RD	WINSTON-SALEM	NFA
NONCD0001691	PARKWAY SHELL STATION-QUALITY OIL	1630 SILAS CREEK PKWY	WINSTON-SALEM	Evaluation Pending
NONCD0001794	PATTERSON AVE SOLVENTS	PATTERSON AVE	WINSTON-SALEM	Evaluation Pending
NONCD0002285	PENN ENGINEERING	2400 LOWERY STREET	WINSTON-SALEM	NFA
NONCD0002291	PEPSI COLA - WINSTON-SALEM	3425 MYER LEE DRIVE	WINSTON-SALEM	NFA
NONCD0001140	PIEDMONT HAWTHORNE	3817 N LIBERTY ST	WINSTON-SALEM	NFA w/ Restrictions
NONCD0002328	PRECISION CONCEPTS GROUP	2701 BOULDER PARK COURT	WINSTON-SALEM	NFA
NONCD0002349	QUALIFIED METAL - OLD WINSTON	950 OLD WINSTON RD.	WINSTON-SALEM	Evaluation Pending
NCN000407364	QUARTER MASTER AUTO DETAIL	1239 OLD SALEM RD	KERNERSVILLE	NFA
NONCD0002354	R. J. REYNOLDS - QUALITY BLDG.	100 S. CHESTNUT ST.	WINSTON-SALEM	Evaluation Pending
NONCD0002926	REICH ST PESTICIDE-PAH CONTAMINATION	4000 BLOCK REICH ST	WINSTON-SALEM	Evaluation Pending
NCD000616474	REYNOLDS RJ TOBACCO COMPANY	7TH ST & LINDEN ST	WINSTON-SALEM	NFA
NCD000616466	REYNOLDS RJ TOBACCO COMPANY	5TH ST & PATTERSON AVE	WINSTON-SALEM	NFA
NCD067441394	RJR ARCHER, INC.	220 EAST POLO ROAD	WINSTON-SALEM	Evaluation Pending
NCD044514602	RJR ARCHER, INC.	CUNNINGHAM AVE	WINSTON-SALEM	SPL
NONCD0002431	RUS	3775 INDUSTRIAL DR.	WINSTON-SALEM	Voluntary (AA)

NONCD0002437	SALEM ELECTRIC	801 BETHESDA ROAD	WINSTON-SALEM	Evaluation Pending
NONCD0002438	SALEM UNIFORM SERVICES FACILITY	4015 NORTH CHERRY STREET	WINSTON-SALEM	Voluntary (AA)
NONCD0002439	SALVAGE BUILDING MATERIALS - SOLVENT	920 N. LIBERTY STREET	WINSTON-SALEM	Evaluation Pending
NONCD0003274	SAMS PIT STOP	FRANCIS ST AND WAUGHTOWN ST	WINSTON-SALEM	Evaluation Pending
NONCD0002442	SANDERSON NISSAN-NONUST	3475 MYER LEE DRIVE	WINSTON-SALEM	Evaluation Pending
NONCD0002445	SANTARO HOT MIX ASPHALT PLANT	INTERSECTION OF NC HIGHWAY 66	KERNERSVILLE	Evaluation Pending
NCD003231545	SHERWOOD TREATING CO., INC.	1660 SILAS CREEK PKWAY	WINSTON-SALEM	SPL
NONCD0002487	SOMERSET COURT @ UNIVERSITY PLACE	CAMERON AVENUE	WINSTON-SALEM	NFA
NONCD0001130	SOUTH MAIN ST SEWER LINE EXT	4660 FOLLANSBEE RD	WINSTON-SALEM	SPL
NONCD0002935	SPATCO FACILITY	1680 LOWRY ST	WINSTON-SALEM	Evaluation Pending
NONCD0002513	SPECIAL CHILDREN'S SCHOOL (DUKE POWER)	1480 SOUTH BROAD STREET	WINSTON-SALEM	NFA
NCD024895864	STEWART-WARNER CORP/BASSICK-SACK	2941 INDIANA AVE	WINSTON-SALEM	Voluntary (AA)
NCD053487765	STRATFORD METAL FINISHINGS, INC.	807 S MARSHALL ST	WINSTON-SALEM	SPL
NONCD0000071	STROH BREWERY CO	4000 OLD MILWAUKEE LANE	WINSTON-SALEM	Evaluation Pending
NCD986176444	STROH/CHITTY FARM	5066 OVERDALE RD	WINSTON-SALEM	SPL
NCD081428104	SUN CHEM CORPORATION/GPI DIV	2400 OLD LEXINGTON ROAD	WINSTON-SALEM	NFA
NCD000006361	SUPERIOR ELECTRO FINISHES	115 EAST CORUM ST	KERNERSVILLE	SPL
NONCD0002580	TANGLEWOOD PARK MAINTENANCE - SOLVENT	4061 CLEMMONS ROAD	CLEMMONS	NFA
NONCD0002238	TERMINIX PEST CONTROL	3495 LEO ST	WINSTON-SALEM	Voluntary (AA)
NCD002560159	THIELE-ENGDAHL, INCORPORATED	1100 FAIRCHILD RD	WINSTON-SALEM	NFA
NONCD0002592	THOMASVILLE FURNITURE-WINSTON SALEM	1201 NORTH PATTERSON AVENUE	WINSTON-SALEM	Evaluation Pending
NONCD0002625	TRIAD WAREHOUSE AND COLD STORAGE	829 GRAVES STREET	KERNERSVILLE	NFA
NONCD0002628	TRIANGLE MACHINE & ELECTRONICS	705 N.MAIN STREET	KERNERSVILLE	Evaluation Pending
NONCD0002972	TRIUMPH ACTUATION SYSTEMS	4520 HAMPTON RD	CLEMMONS	Evaluation Pending
NONCD0002829	TWIN CITY INDUSTRIAL CENTER	800 CHATHAM RD	WINSTON-SALEM	Evaluation Pending
NCD000813501	UNITED FURNITURE INDUSTRIES	401 W HANES MILL BLVD	WINSTON-SALEM	Evaluation Pending
NCD053485991	VARCO-PRUDEN BUILDINGS	1140 PERRY RD	KERNERSVILLE	Voluntary (AA)
NONCD0001294	WACHOVIA CENTER TOWER	100 NORTH MAIN	WINSTON-SALEM	Evaluation Pending
NONCD0002980	WARREN CLEANERS	127 CHURCH LANE	KENERSVILLE	Evaluation Pending
NONCD0003235	WEAVER FERTILIZER BROWNSBORO ROAD	4020 BROWNSBORO RD	WINSTON-SALEM	Evaluation Pending
NONCD0003223	WEAVER FERTILIZER WINSTON-SALEM	4440 N CHERRY ST	WINSTON-SALEM	Evaluation Pending
NONCD0003089	WEST 7TH ST PCE CONTAMINATION	310 WEST 7TH STREET	WINSTON-SALEM	Evaluation Pending
NCD000772376	WESTINGHOUSE ELECTRIC/WINSTON-SALEM	3050 WESTINGHOUSE RD	WINSTON-SALEM	NFA
NONCD0002738	WILSON PEST CONTROL	401 WEST END BOULEVARD	WINSTON-SALEM	Evaluation Pending
NONCD0002746	WINSTON-SALEM BUSINESS, INC.	3190 CENTRE PARK BLVD.	WINSTON-SALEM	NFA
NCD986188845	WINSTON-SALEM COAL GAS PLANT NO. 1	BETWEEN EAST 3RD & 4TH	WINSTON-SALEM	Voluntary (AA)
NCD986188852	WINSTON-SALEM COAL GAS PLANT NO. 2	HIGH STREET & BRANCH AVE	WINSTON-SALEM	Voluntary (AA)

	NONCD0001368	BOSTON GEAR	506 SOUTH BICKETT BOULEVARD	LOUISBURG	Evaluation Pending
	NONCD0001141	DIAZIT COMPANY	US 1	YOUNGSVILLE	SPL
	NONCD0002952	ET'S QUICK STOP	5703 NC HWY 96 WEST	YOUNGSVILLE	Evaluation Pending
	NONCD0002718	HWY 98 DIELDRIN CONTAMINATION	462 HIGHWAY 98 (PO BOX 24)	BUNN	NFA
	NONCD0003045	STERLING COTTON MILL	106 E GREEN ST	FRANKLINTON	Evaluation Pending
	NONCD0002721	WILDER FARM, GAIL	3343 WEST RIVER RD	FRANKLINTON	Evaluation Pending
GASTON	NONCD0003137	ABC TOWING OF THE CAROLINAS	613 E SECOND ST	GASTONIA	Evaluation Pending
	NONCD0002276	AFFORDABLE AUTO REPAIR	500 W FRANKLIN BLVD	GASTONIA	Evaluation Pending
	NONCD0002930	ALABAMA AVE PCE	ALABAMA AVE & 11TH ST	BESSEMER CITY	Evaluation Pending
	NONCD0001243	ALEXIS SOLVENTS	ALEXIS HIGH SHOALS ROAD	ALEXIS	Evaluation Pending
	NCD000615872	AMP INCORPORATED	1260 SHANNON-BRADLEY RD	GASTONIA	SPL
	NCD986175636	ASHE PATTERN SHOP (FORMER)	4411 BEATY ROAD	GASTONIA	SPL
	NONCD0001327	BEAM CONSTRUCTION CO	BESS ROAD FACILITY	BESSEMER CITY	Evaluation Pending
	NCD980559637	BEAUNIT CORP./DYING & FINISHING	LINEBERGER STREET	LOWELL	SPL
	NONCD0001335	BELMONT DYERS	18 LINSTONE DRIVE	BELMONT	Evaluation Pending
	NONCD0001336	BELTEX CORPORATION	345 MCADENVILLE ROAD	BELMONT	Evaluation Pending
	NONCD0003160	BELTEX MILL	130 PERFORMANCE DR	BELMONT	Evaluation Pending
	NCD991279126	BESSEMER CITY OAKS CREEK WWTP	SOUTH 11TH STREET EXT.	BESSEMER CITY	NFA
	NONCD0001344	BESSEMER CITY ROAD PCE SITE	BESSEMER CITY RD	BESSEMER CITY	Evaluation Pending
	NONCD0001353	BLANTON WELL PCE SITE	1038 OLD CHURCH ROAD	GASTONIA	Evaluation Pending
	NCD067435925	BURLINGTON INDUSTRIES, INC.	EAGLE ROAD	CRAMERTON	NFA
	NONCD0001457	CARSONS DRY CLEANERS (FORMER)	400 CHESTER AVE JCT WITH RANKI	GASTONIA	Evaluation Pending
	NONCD0001546	CEDAR GROVE DRIVE SITE	609 CEDAR GROVE DR	GASTONIA	Evaluation Pending
	NCN000409889	CERTIFIED PLATING	2738 E OZARK PLATING	GASTONIA	Evaluation Pending
	NONCD0001472	CHAMPION PROPERTIES	1661 FEDERAL AVE	GASTONIA	Evaluation Pending
	NONCD0001482	CHARLOTTE PAINT COMPANY	1604 LANE ROAD	MT. HOLLY	Evaluation Pending
	NONCD0001495	CHOICE, USA	809 E. FRANKLIN BLVD	GASTONIA	Evaluation Pending
	NONCD0001502	CIRCLE K 8379 - SOLVENTS	101 MOUNT HOLLY ROAD	BELMONT	Evaluation Pending
	NONCD0001506	CITY OF GASTONIA 2ND AVE. PARKING	2ND AVENUE	GASTONIA	Evaluation Pending
	NONCD0001824	COMPONENT REMANUFACTURING SPECIALISTS	1224 ISLEY DR	GASTONIA	Evaluation Pending
	NONCD0001553	COUNTY LINE ROAD SOLVENTS	2383 COUNTY LINE ROAD	KINGS MOUNTAIN	Evaluation Pending
	NCD006556963	CR INDUSTRIES	4328 S YORK HWY	GASTONIA	Evaluation Pending
	NCD044444735	CROMPTON & KNOWLES CORP.	SPENCER MT RD	LOWELL	SPL
	NCS000000478	CROWDERS MOUNTAIN STATE PARK	CROWDERS MOUNTAIN STATE PARK	GASTONIA	SPL
	NONCD0001584	DALE NORMAN TIRE COMPANY #2	3701 DALLAS-HIGH SHOALS RD	DALLAS	Evaluation Pending
	NONCD0001585	DALLAS MACHINE COMPANY	610 E. AIRLINE AVE	GASTONIA	NFA
	NONCD0001587	DANALEX FACILITY	515 E ALABAMA AVE	BESSEMER CITY	Evaluation Pending



NONCD0001467	DELTA MILLS-FORMER RAGAN LDFL	OATES RD, NEAR HWY 274	GASTONIA	Evaluation Pending
NCD062552336	DENNISON MANUFACTURING COMPANY	1640 HARGROVE AVE	GASTONIA	NFA
NONCD0002847	DISTRICT 12 HEADQUARTERS-NCFS	NC 273	MOUNT HOLLY	NFA
NONCD0001621	DIXIE YARNS PIEDMONT	1500 RIVER DR	BELMONT	NFA
NONCD0002824	DUKE ENERGY-ALLEN STEAM	253 PLANT ALLEN RD	BELMONT	Evaluation Pending
NONCD0001652	EAGLE PLANT (R.L. STOWE, JPS)	EAGLE MILL RD	CRAMERTON	Evaluation Pending
NCN000404461	EIGHTH AVENUE EXT SOLVENTS	EIGHTH AVE EXT	CRAMERTON	Evaluation Pending
NCD003150562	FIRESTONE TEXTILES COMPANY	1101 W SECOND AVE	GASTONIA	NFA
NCD986172617	FORBES ROAD WELLS/RAUCH IND	2408 FORBES ROAD	GASTONIA	SPL
NONCD0001045	FREIGHTLINER	1800 N MAIN ST	MT HOLLY	NFA
NONCD0001751	GASTON COUNTY DEVELOPMENT CORPORATION	COURT DR.	GASTONIA	Evaluation Pending
NCD981929300	GASTON COUNTY DRUM	ROBERTS DRIVE	GASTONIA	NFA
NCD991277922	GASTON COUNTY DYEING MACHINE CO STANLEY	200 S MAIN ST	STANLEY	SPL
NCD003149291	GASTON COUNTY DYEING MACHINE CO.	HWY 27 EAST	MOUNT HOLLY	SPL
NONCD0001752	GASTON COUNTY PUBLIC WORKS - SOLVENTS	MARIETTA STREET AND LONG AVENU	GASTONIA	Evaluation Pending
NONCD0001753	GASTON SHELL	279 W. FRANKLIN BLVD	GASTONIA	Evaluation Pending
NCD986188829	GASTONIA COAL GAS PLANT	859-A MARIETTA RD	GASTONIA	Voluntary (AA)
NONCD0001767	GEORGE MATTHEWS PCE SITE	2101 DALLAS/STANLEY HIGHWAY	STANLEY	Evaluation Pending
NONCD0002841	GOBLE WELL	444 MCGUIRE ST	GASTONIA	Evaluation Pending
NONCD0001813	HALL WELL	908 PIERCE ROAD	MT. HOLLY	Evaluation Pending
NCD986166692	HARWELL ROAD SEPTIC PIT	BEATY AND JOHN D ROADS	GASTONIA	SPL
NONCD0001830	HAWTHORNE ROAD PCE SITE	HAWTHORN AND MILL STREET	BELMONT	Evaluation Pending
NONCD0001012	HAYS, A DIVISION OF ROMAC	HWY 7	RANLO	NFA
NONCD0001859	HODGSTON TEXTILE CHEMICALS	235 TUCKASEEGEE ROAD	MT. HOLLY	Evaluation Pending
NCD054283189	HOOVER MACHINE SHOP	RATCHFORD ROAD	GASTONIA	SPL
NONCD0001880	HUNSUCKER WELL	111 FIELDCREST DRIVE	STANLEY	Evaluation Pending
NONCD0001924	JENKINS METAL CORPORATION	936 / 1001 NORTH MARIETTA STRE	GASTONIA	Evaluation Pending
NONCD0001950	KEN DUNCAN HEATING & COOLING #2	5002 HICKORY GROVE RD	MT. HOLLY	Evaluation Pending
NONCD0001953	KEYSTONE POWDERED METAL COMPANY	100 COMMERCE DRIVE	CHERRYVILLE	Voluntary (AA)
NONCD0001964	KLUTTZ FOUNDRY, FORMER	711 EAST FRANKLIN BLVD	GASTONIA	Evaluation Pending
NCD986175628	LEES MOTOR WORKS	4415 BEATY ROAD	GASTONIA	SPL
NONCD0002959	MARVE ST TCE CONTAMINATION	908 MARVE ST	GASTONIA	Evaluation Pending
NONCD0002048	MAULDIN WELL	310 MITCHELL ST	BELMONT	Evaluation Pending
NCD986223170	MCBESS INDUSTRIES	OLD HWY 321	HIGH SHOALS	SPL
NCD085083004	MOORE CO., INC/EASCO HAND TOOLS	ISLEY RD	GASTONIA	NFA
NCD986187110	MORNINGSIDE DRIVE DUMP	MORNINGSIDE DRIVE	MT. HOLLY	NFA
NONCD0003047	MOUNT HOLLY STEAM STATION (FRMR)	599 AMERICAN ST	MOUNT HOLLY	Voluntary (AA)
NONCD0002105	MTE HYDRAULICS	108 CHICKASAW ROAD @ JCT W/ PE	GASTONIA	Evaluation Pending

NCD986171379	NEW HAVEN DRIVE TCE	NEW HAVEN DRIVE	GASTONIA	SPL
NONCD0002253	PAINTER WELL	108 BARNES STREET	BELMONT	Evaluation Pending
NONCD0002264	PARK STREET SOLVENT SITE	INTERSECTION OF NC 273 AND WIL	BELMONT	Evaluation Pending
NONCD0000099	PARTONS MOTOR COMPANY	2800 SOUTH YORK ROAD	GASTONIA	SPL
NCN000409881	PAYNE RD SOLVENTS	105 PAYNE RD	BESSEMER CITY	SPL
NONCD0002298	PHARR YARNS - STERLING	217 STERLING ST	BELMONT	Evaluation Pending
NONCD0002299	PHARR YARNS SLUDGE LANDFILL	NEAR INTERSECTION HWY 7 & SR22	MCADENVILLE	Voluntary (AA)
NONCD0002341	PUBLIC SERVICE CO. - MARIETTA - SOLVENTS	900 NORTH MARIETTA STREET	GASTONIA	Evaluation Pending
NONCD0002351	QUALITY METALS INC.	1111 OATES ROAD	GASTONIA	Evaluation Pending
NONCD0002902	R.L. STOWE MILLS (FRMR CHRONICLE MILLS)	96 E CATAWBA ST	BELMONT	Evaluation Pending
NONCD0002359	RACHEL STREET PCE SITE	102 RACHEL ST	MT. HOLLY	Evaluation Pending
NONCD0002849	RANLO DUMP	RANLO AVE	RANLO	NFA
NONCD0002383	REECE MOSS RESIDENCE	1630 ARMSTRONG FORD RD	BELMONT	Evaluation Pending
NCD986182582	RHONE-POULENC (RHODIA)	207 TELEGRAPH ROAD	GASTONIA	Voluntary (AA)
NCD986191807	ROSS ROAD TIRE FIRE	ROSS ROAD	CHERRYVILLE	NFA
NONCD0002443	SANDS & COMPANY - SOLVENTS	3112 NORTHWEST BOULEVARD	GASTONIA	Evaluation Pending
NONCD0003214	SELKIRK RLTY: PHARR YARNS SPACE DYE PLNT	MAIN ST	MCADENVILLE	Voluntary (AA)
NONCD0002927	SELLERS SERVICE STATION	7202 DALLAS CHERRYVILLE HWY	CHERRYVILLE	Evaluation Pending
NONCD0002459	SERVCO GASTONIA - SOLVENTS	1612 WEST FRANKLIN BOULEVARD	GASTONIA	Evaluation Pending
NONCD0003004	SOUTH GASTON RESIDENTIAL WELL	4804 HEMPHILL RD	GASTONIA	Evaluation Pending
NONCD0003032	SOUTH TRENTON STREET SOLVENTS	SOUTH TRENTON STREET	GASTONIA	Evaluation Pending
NONCD0002493	SOUTHAMPTON RAQUET CLUB	2813 KENDRICK ROAD	GASTONIA	Evaluation Pending
NCD986176480	SOUTHEASTERN ELECTRO POLISHING	936 N MARIETTA ST	GASTONIA	Evaluation Pending
NONCD0002899	STATELINE SCRAP METAL	5401 SOUTH YORK HWY	GASTONIA	Evaluation Pending
NONCD0002539	STEEL SPECIALITY	5907 WILKINSON BLVD	BELMONT	NFA
NONCD0002579	TALON ZIPPER FACILITY (FORMER)	500 HOVIS ROAD	STANLEY	Evaluation Pending
NONCD0001025	TOOMEY PROPERTY	1020 HICKORY GROVE ROAD	SPRINGWOOD	SPL
NONCD0002787	TRAVIS KNITS, INC (AKA MOHICAN MILLS)	1515 WEST ACADEMY ST	CHERRYVILLE	Voluntary (AA)
NONCD0002647	UNION ROAD	122 FAIRSTONE ROAD	GASTONIA	Evaluation Pending
NCD003164464	UNIROYAL INC/UNIROYAL CHEMICAL	214 W RUBY AVE	GASTONIA	SPL
NONCD0002877	VIRGINIA AVE PCE CONTAMINATION	8TH ST & VIRGINIA AVE	BESSEMER CITY	Evaluation Pending
NCD070626197	WARNER & SWASEY TEX MCH. CO.	HWY 274	BESSEMER CITY	NFA
NONCD0002700	WATSON TRANSPORT WELL	4127 KINGS MOUNTAIN HIGHWAY	BESSEMER CITY	Evaluation Pending
NONCD0003180	WEBB METALS	1305 PHILADELPHIA CHURCH RD	DALLAS	Evaluation Pending
NONCD0001705	WEST DAVIDSON AVE CONTAMINATION	EDISON DR AND W DAVIDSON AVE	GASTONIA	Evaluation Pending
NONCD0002717	WHITINSVILLE SPINNING RING COMPANY	148 BOXWOOD LANE	GASTONIA	Evaluation Pending
NONCD0002925	WIX FILTRATION CORP-DIXON PLANT	1525 S MARIETTA ST	GASTONIA	NFA
NONCD0002932	WIX FILTRATION CORP-OZARK PLANT	1301 OZARK AVE	GASTONIA	Evaluation Pending

GATES	NCD986170678	WOOD ROAD DRUM BURIAL	CIRCLE WOOD RD/SR 2641	GASTONIA	SPL
	NONCD0002983	WOODLAWN ST-180 BLOCK SOLVENTS	180 BLOCK WOODLAWN ST	BELMONT	Evaluation Pending
	NCD986166288	WOODYS TIRE FIRE	HIGHWAY 321	GASTONIA	SPL
GRAHAM	NCD981015860	CAROLINA ALUMINUM STATE RD 1128 DUMP	SR 1128	EURE	NFA
	NONCD0003240	CARTERS ROAD METALS	38 CARTERS RD	GATESVILLE	Evaluation Pending
GRANVILLE	NCD024770125	BURLINGTON FURNITURE	ATOAH STREET	ROBBINSVILLE	SPL
GREENE	NCD072003635	ATHOL MANUFACTURING COMPANY	C & 22ND ST	BUTNER	SPL
	NCD986180883	CCFC PESTICIDE DISPOSAL	607 HILLSBOROUGH STREET	OXFORD	SPL
	NONCD0003252	FLETCHERS POWDER COATING LLC	1588 HWY 56	CREEDMOOR	Evaluation Pending
	NC0001206572	HORSESHOE CREEK ROAD	HORSESHOE CREEK ROAD	CREEDMOOR	NFA
	NCD991278870	MEAD CONTAINERS/WEYERHAEUSER PAPER	HWY 56	BUTNER	NFA
	NONCD0002154	NCDOT 58	SR 1100 AND 1175	BUTNER	NFA
	NONCD0002301	PIEDMONT CIRCUITS	TELECOMM DR.	CREEDMOOR	SPL
	NONCD0000025	RANGE ROAD BURN SITE	RANGE ROAD	BUTNER	SPL
	NCD091576033	ZAPATA INDS INC/NEWTON INSTRUMENT	111 EAST A ST	BUTNER	NFA
	GUILFORD	NONCD0001599	A.E. VANDIFORD STORE	NC 903 & ORMANDSVILLE RD	ORMANDSVILLE
NONCD0001296		H&G PROPERTY #1	202 E RAILROAD ST	WALTONSBURG	NFA
NONCD0002267		PARKER HANNIFIN CORPORATION	310 KINGOLD BOULEVARD	SNOW HILL	NFA w/ Restrictions
NCD981466931		WGM SAFETY	HIGHWAY 258	SNOW HILL	NFA
GUILFORD	NONCD0002817	AGATHA DRIVE	AGATHA DRIVE	STOKESDALE	NFA
	NCD071567374	AGRICO #2/BILL MARTIN LIVESTOCK	408 PATTON AVENUE	GREENSBORO	NFA
	NCD024583288	AIR PRODUCTS AND CHEMICALS, INC.	115 SOUTHERN OXYGEN RD	GREENSBORO	NFA
	NCD006390561	AKZO NOBLE COATINGS, INC.	1431 PROGRESS ST	HIGH POINT	SPL
	NONCD0001910	ALLEN BRADLEY CO	5925 SUMMIT AVE	GREENSBORO	Evaluation Pending
	NONCD0001252	AMERICAN COATINGS	506 A RADAR ROAD	GREENSBORO	Evaluation Pending
	NCD096160262	AMERICAN PETROFINA MKTG	7115 WEST MARKET ST	GREENSBORO	NFA
	NCD061793253	AMF/HATTERAS YACHTS	2100 KIVETT DR	HIGH POINT	NFA
	NCD003467974	AMP INCORPORATED	1126 CHURCH ST	GREENSBORO	Evaluation Pending
	NONCD0001265	AMP, INC. BUILDING 11	1124 N.CHURCH ST.	GREENSBORO	SPL
	NONCD0002025	ANDREA DRIVE CONTAMINATION	101 ANDREA DR	JAMESTOWN	Evaluation Pending
	NONCD0002989	ANTIQUE WAREHOUSE	1302 AND 1308 W GATE CITY BLVD	GREENSBORO	Evaluation Pending
	NONCD0001277	APAC-CAROLINA, INC.	DULUTH LOOP ROAD	GREENSBORO	Evaluation Pending
	NONCD0001283	ARATEX SERVICES	509 TEAGUE ST.	GREENSBORO	Evaluation Pending

NONCD0003058	ARLINGTON STREET CONTAMINATION	1109 ARLINGTON ST	GREENSBORO	Evaluation Pending
NCD000828814	ASHLAND PETROLEUM COMPANY	6311 BURNT POPLAR ROAD	GREENSBORO	NFA
NONCD0001293	ASSOCIATED MECHANICAL CONTRACTORS	307 SWING ROAD	GREENSBORO	Evaluation Pending
NCD060291648	AVERY DENNISON	2305 SOOBAR ST	GREENSBORO	NFA
NONCD0002863	BABY DIAPER SERVICE	1819 SPRING GARDEN ST	GREENSBORO	SPL
NONCD0001318	BARBER PARK	1500 DANS RD.	GREENSBORO	NFA w/ Restrictions
NONCD0001351	BILLER PROPERTY	S. EUGENE ST.	GREENSBORO	Evaluation Pending
NONCD0001375	BRAYTON INTERNATIONAL - C	250 E. SWATHMORE AVENUE	HIGH POINT	NFA
NONCD0001376	BRAYTON INTERNATIONAL COLLECTION, INC.	265 SWATHMORE AVENUE	HIGH POINT	NFA
NONCD0001377	BREKENWOOD SUBDIVISION	2105 E. BREKENWOOD COURT	PLEASANT GARDEN	Evaluation Pending
NONCD0001383	BRIN MONT CHEMICALS, INC.	3921 SPRING GARDEN ST	GREENSBORO	SPL
NONCD0003121	BSC HOLDINGS	GUILFORD COLLEGE RD	JAMESTOWN	Evaluation Pending
NCD096158696	BURLINGTON INDUSTRIES, INC.	6008 HIGH POINT RD	GREENSBORO	SPL
NONCD0002339	CARDINAL CHEMICAL	4715 GRAFTON RD	GREENSBORO	Evaluation Pending
NONCD0000078	CAROLINA METAL AND ALLOYS	1016 E. SPRINGFIELD AVENUE	HIGH POINT	SPL
NCD980729412	CAROLINA TANK CLEANING COMPANY	1025 NC HWY 68	GREENSBORO	SPL
NONCD0002666	CARQUEST RETAIL FACILITY	5307 W MARKET ST	GREENSBORO	Evaluation Pending
NCD044513307	CE SMITH CO	3704 OLD BATTLEGROUND RD	GREENSBORO	Evaluation Pending
NONCD0000090	CENTRAL TRANSPORT COMPANY		HIGH POINT	NFA
NONCD0000044	CHEMICAL AND SOLVENTS, INC.	2804 PATTERSON STREET	GREENSBORO	SPL
NCD043711977	CHEMICAL LEAMAN TANK LINES, INC.	6600 WEST MARKET STREET	GREENSBORO	SPL
NONCD0001489	CHEMONIC	1316 OAKLAND AVENUE	GREENSBORO	Evaluation Pending
NCD061801361	CIBA-GEIGY CORPORATION	410 SWING RD	GREENSBORO	Voluntary (AA)
NONCD0001522	COBLE PROPERTY	2611 HUSBANDS ST	GREENSBORO	Evaluation Pending
NONCD0001529	COLORWORKS	3010 EXECUTIVE DR.	GREENSBORO	Evaluation Pending
NONCD0001535	COMMUNITY PLUMBING & HEATING	305 SWING ROAD	GREENSBORO	Evaluation Pending
NCD980559157	CONE MILLS CORP/PRINT WORKS PL	1800 FAIRVIEW STREET	GREENSBORO	NFA
NCD000776914	CONE MILLS CORP/WHT OAK PLANT	2420 FAIRVIEW STREET	GREENSBORO	NFA
NCD991278169	CONVERTERS INK COMPANY	SUITE 305 FRIENDSHIP CTR	GREENSBORO	NFA
NONCD0001551	COTTON MILL SQUARE - SOLVENTS	801 MERRIT DRIVE	GREENSBORO	Voluntary (AA)
NONCD0002990	CROWN ACURA	3908 W WENDOVER AVE	GREENSBORO	Voluntary (AA)
NONCD0002216	CROWN AUTO DEALERSHIP	3607 W WENDOVER AVE	GREENSBORO	Voluntary (AA)
NONCD0001568	CROWN DODGE - NONUST	3710 W. WENDOVER AVE.	GREENSBORO	NFA
NONCD0001569	CROWN HONDA & CAMCO	3633 W WENDOVER AVE	GREENSBORO	Voluntary (AA)
NONCD0001262	CROWN PONTIAC-SOLVENT	3904 W WENDOVER AVE	GREENSBORO	Voluntary (AA)
NONCD0001576	CULP TICKING	7209 HWY 158	STOKESDALE	Evaluation Pending
NCD057037780	CUSTOM FINISHERS, INC.	2213 SHORE ST	HIGH POINT	NFA
NCD982117590	CUSTOM PROCESSING AND MANUFACTURING	1110 SURRETT DRIVE	HIGH POINT	SPL

NCD003214319	DESOTO, INCORPORATED	1025 HOWARD ST	GREENSBORO	NFA
NONCD0001060	DIXIE MACHINE & TOOL CO	2204 PATTERSON ST	GREENSBORO	SPL
NONCD0001616	DIXIE SALES AUTO REPAIR - B	327 BATTLEGROUND AVE	GREENSBORO	Evaluation Pending
NONCD0001635	DRAPER CORPORATION - NONUST	5644 HORNADAY ROAD	GREENSBORO	Evaluation Pending
NCD981861743	DUKE POWER/GREENSBORO GAS PLANT	320 EAST FRIENDLY AVENUE	GREENSBORO	Voluntary (AA)
NCD003230836	DUKE REFINING CORPORATION	2020 JARRELL STREET	HIGH POINT	SPL
NONCD0000063	DUTCH CLEANERS	SOUTH MAIN STREET	HIGH POINT	NFA
NONCD0001649	DWIGGINS PROPERTY, CHRISTOPHER	125 W. LEE STREET	GREENSBORO	Evaluation Pending
NONCD0001670	EDMUNDS MANUFACTURING COMPANY	1016 BATTLEGROUND AVE.	GREENSBORO	Evaluation Pending
NONCD0003144	ELM ST DCA CONTAMINATION	225 NORTH ELM ST	HIGH POINT	Evaluation Pending
NONCD0002903	ENGINEERED CONTROLS INTERNATIONAL	1239 ROCK CREEK DAIRY RD	WHITSETT	Voluntary (AA)
NCD003230083	FANCOURT, W F CO.	408 BANNER AVE	GREENSBORO	NFA
NONCD0003196	FAULKNERS GULF GREENSBORO	2910 WEST GATE BLVD	GREENSBORO	Evaluation Pending
NONCD0002854	FIBER DYNAMICS	200 SOUTH WEST POINT AVE	HIGH POINT	Voluntary (AA)
NONCD0003208	FORMER PRESBYTERIAN HOME OF HIGH POINT	201 GREENSBORO ROAD	HIGH POINT	Evaluation Pending
NONCD0003255	FORTRESS WOOD PRODUCTS GSO	1 METALS DR	GREENSBORO	Evaluation Pending
NONCD0003119	FORWARD HIGH POINT PROPERTY	720 N MAIN ST	HIGH POINT	Evaluation Pending
NONCD0001745	GAINES CORPORATION	4001 BATTLEGROUND AVE.	GREENSBORO	Evaluation Pending
NONCD0000024	GAITHER TRANSOU PROPERTY	1202 GUILFORD COLLEGE RD	GREENSBORO	SPL
NONCD0003003	GATE CITY MOTOR COMPANY	300 N CHURCH ST	GREENSBORO	Evaluation Pending
NONCD0003218	GREENSBORO AIRPORT VICINITY PFAS	803 N TERMINAL SERVICE RD	GREENSBORO	Evaluation Pending
NONCD0001796	GREENSBORO AUTO AUCTION, INC	3802 W WENDOVER AVE	GREENSBORO	Evaluation Pending
NONCD0001089	GREENSBORO COAL GAS PLANT #1	CHURCH STREET	GREENSBORO	Voluntary (AA)
NONCD0001798	GREENSBORO, CITY OF - CITY GARAGE - B	401 PATTON AVE	GREENSBORO	Evaluation Pending
NONCD0003175	GUARDSMAN CHEMICALS INC	2147 BREVARD RD	HIGH POINT	SPL
NCD053491221	GUARDSMANS CHEMICALS, INC.	2147 BREVARD ST	HIGH POINT	NFA
NONCD0001807	GUILFORD MILLS - FISHMAN SOLVENTS	4925 WEST MARKET ST	GREENSBORO	Evaluation Pending
NONCD0001754	GUILFORD PLATING	3318 N CHURCH ST	GREENSBORO	Evaluation Pending
NCD980798870	GUILFORD SPILL	GROOMETOWN ROAD	GREENSBORO	NFA
NCD055550560	GULF ADHESIVES & RESINS/PERKINS	1717 WARD STREET	HIGH POINT	SPL
NCD067437400	GULF OIL CORPORATION	5955 ROCK QUARRY RD	MCLEANSVILLE	SPL
NONCD0002826	HAMILTON STREET PROPERTY-B	330 N HAMILTON ST	HIGH POINT	Evaluation Pending
NONCD0001832	HB FULLER CO.	3005 HOLTS CHAPEL ROAD	GREENSBORO	SPL
NCD986188837	HIGH POINT COAL GAS PLANT	CENTENNIAL ST AND KIVETT DRIVE	HIGH POINT	Voluntary (AA)
NONCD0002809	HIGH POINT ENTERPRISE	210 CHURCH AVE	HIGH POINT	Evaluation Pending
NCD051745685	HOLDING POND FOR WASTE/USS	500 BROOME RD	GREENSBORO	SPL
NONCD0001866	HOMETOWN CASH AND CARRY	3011 SPRING GARDEN	GREENSBORO	Evaluation Pending
NCD048401087	HOOKER FURNITURE	1212 THROWER ROAD	PLEASANT GARDEN	Evaluation Pending

NCD990715625	HOOVER UNIVERSAL, INC.	1131 BLANDWOOD CIRCLE	HIGH POINT	NFA
NCD980729669	HUBERT ATKINS PROPERTY #4	ROUTE 9	GREENSBORO	NFA
NONCD0003272	IDENTITY CUSTOM SIGNAGE	324 BURTON AVE	HIGH POINT	NFA
NCD101750305	INDUSTRIAL PLASTICS, INC.	CLOVER & MCCONNELL ROAD	GREENSBORO	SPL
NONCD0001914	JACK'S USED AUTO PARTS	4907 YANCEYVILLE ROAD	BROWNS SUMMIT	Evaluation Pending
NONCD0002314	JOHNSON PROPERTY	114 STAGE COACH TRAIL	GREENSBORO	Evaluation Pending
NONCD0003187	KOURY ENTERPRISES COMPANY LLC	1029 WINSTON ST	GREENSBORO	SPL
NONCD0001857	KURTZ PROPERTY, STEPHEN	7000 KIVETTE HOUSE RD	GIBSONVILLE	Evaluation Pending
NONCD0001974	LACY ALLRED FARM SUBDIVISION	ANITA LANE	GREENSBORO	Evaluation Pending
NONCD0002001	LEWIS PROPERTY, MAE	7182 SOCKWELL ROAD	ELON COLLEGE	Evaluation Pending
NCD003232030	LILLY CO., INC.	1717 ENGLISH ROAD	HIGH POINT	NFA
NONCD0002007	LIMITORQUE FACILITY	7615 BOEING DRIVE	GREENSBORO	NFA
NONCD0002016	LONGVIEW GOLF COURSE	6321 BALLINGER ROAD	GREENSBORO	Evaluation Pending
NONCD0000080	LOT #5 TANKS - 3880 IMMANUEL RD	3880 IMMANUEL ROAD	GREENSBORO	NFA
NONCD0002187	LWY GROOMETOWN ECKERD	3611 GROOMETOWN RD	GREENSBORO	Evaluation Pending
NCN000403952	MARKET STREET STORAGE	3939 W MARKET ST	GREENSBORO	Evaluation Pending
NCD107885188	MEADOWLARK SOARING SCHOOL	6504 BURLINGTON RD HWY 70	WHITSETT	NFA
NONCD0000027	MEADOWVIEW ROAD	MEADOWVIEW ROAD	GREENSBORO	SPL
NCD053486395	METAL PLATING & FABRICATING INC.	1539 W FAIRFIELD RD	HIGH POINT	NFA
NONCD0002784	MGM TRANSPORT CORP	1264 JACKSON LAKE RD	HIGH POINT	NFA
NCD003215621	MILLER DESK, INC.	1212 LINCOLN DR	HIGH POINT	NFA
NONCD0002622	MOCK JUDSON VOEHRINGER MILL	2610 OAKLAND AVE	GREENSBORO	Evaluation Pending
NONCD0002088	MODEL LINEN SERVICE - B	120 W. LEWIS STREET	GREENSBORO	Evaluation Pending
NONCD0003041	MODERN GARBAGE SERVICE	4102 W WENDOVER	GREENSBORO	Evaluation Pending
NCD990883001	MONARCH FURNITURE CORPORATION	301 SCIENTIFIC ST	JAMESTOWN	SPL
NCD071572036	MORFLEX CHEMICAL CO. INC/PFIZER	2110 HIGH POINT RD	GREENSBORO	NFA
NONCD0002109	MYATT PROPERTY	1822 ENGLISH RD.	HIGH POINT	Evaluation Pending
NONCD0002030	MYERS BROTHERS RECYCLING (FORMER)	3303 SPRING GARDEN ST	GREENSBORO	Evaluation Pending
NONCD0003258	MYRTLE DESK CO	GREEN DR, GRIMES AVE, & TAYLOR	HIGH POINT	Evaluation Pending
NONCD0002114	NAI MAXWELL PROPERTY	612 INDUSTRIAL AVE	GREENSBORO	Evaluation Pending
NONCD0002120	NATIONS BANK - MACKAY RD.	5013 MACKAY RD.	GREENSBORO	SPL
NONCD0002135	NCDOT - SITE #10 JAMESTOWN ASPHALT	5730 RIVERDALE DR.	JAMESTOWN	Evaluation Pending
NONCD0002139	NCDOT - SITE #25 MARTIN MARIETTA GBORO	825 MARIETTA RD.	GREENSBORO	Evaluation Pending
NONCD0002148	NCDOT - SITE #61 NORFOLK SOUTHERN/THOMPS	1124 S. HOLDEN ROAD	GREENSBORO	Evaluation Pending
NONCD0002149	NCDOT - SITE #72 LARCO/SLOAN	1330 OLD JACKSON LAKE ROAD	HIGH POINT	NFA
NONCD0002133	NCDOT - SITE #8 STOKESDALE ASPHALT	6826 US HWY 158	STOKESDALE	Evaluation Pending
NONCD0002197	NEW GENERATION YARN	1248 SPRINGWOOD CHURCH RD	GIBSONVILLE	Evaluation Pending
NCD980503064	NORTH BUFFALO POLLUTION CONTROL	WHITE STREET	GREENSBORO	NFA

NCD991278839	NORTH STATE CHEMICALS	6211 HUNT RD	PLEASANT GARDEN	SPL
NONCD0002231	OHENRY CLEANERS	3210 SUMMIT AVENUE	GREENSBORO	Evaluation Pending
NONCD0002236	OLYMPIC PRODUCTS	4100 PLEASANT GARDEN	GREENSBORO	Voluntary (AA)
NONCD0002911	ONE HOUR MARTINIZING	2519 HIGH POINT RD	GREENSBORO	Evaluation Pending
NONCD0002257	PANEL CONCEPTS	415 WESTCLIFF RD.	GREENSBORO	NFA
NONCD0002986	PARKS SUZUKI/PARKS HOLDINGS	2307 & 2309 N MAIN ST	HIGH POINT	Evaluation Pending
NONCD0002999	PARRIS & N MAIN ST SOLVENTS	2300 BLOCK N MAIN STREET	HIGH POINT	SPL
NONCD0002880	PATCHES BODY SHOP	1903 E GREEN ST	HIGH POINT	SPL
NONCD0001937	PATRICIAN FURNITURE-RAVINE	1105-1107 W MARKET CENTER DR	HIGH POINT	NFA w/ Restrictions
NCD980503098	PFIZER INC/SKATE STADIUM	4500 BLOCK OF HIGH POINT	GREENSBORO	NFA
NONCD0002865	PIEDMONT TRIAD AIRPORT-AIR CARGO	6415 AIRPORT PKWY	GREENSBORO	Evaluation Pending
NONCD0002251	PLEASANT GARDEN RD CONTAMINATION	PLEASANT GARDEN RD & LAUREL	PLEASANT GARDEN	Evaluation Pending
NCN000410797	PLEASANT GARDEN RD PCE @ 4710	4710 PLEASANT GARDEN RD	PLEASANT GARDEN	Evaluation Pending
NONCD0001020	PRECISION FABRICS GROUP, INC	301 MEADOWVIEW ROAD	GREENSBORO	Voluntary (AA)
NONCD0002979	PRICE-SMITH PROPERTY	6116 HICKORY CREEK RD	HIGH POINT	Evaluation Pending
NCD980557599	PRIVATE FARM	ROUTE 1	STOKESDALE	NFA
NONCD0002332	PROCTOR & GAMBLE - WEIGH SCALES	6200 BRYAN PARK ROAD	BROWNS SUMMIT	Evaluation Pending
NONCD0002336	PROPERTY SHOP OF THE TRIAD, INC.	5443 FERGUSON ROAD	LIBERTY	NFA
NCD003219433	PUGH METAL FINISHING CORP	802 WEST GATE CITY BOULEVARD	GREENSBORO	NFA
NONCD0002355	R. W. MCCOLLUM CO., INC. - B	107 W. MEADOWVIEW RD.	GREENSBORO	Evaluation Pending
NONCD0002479	RAILYARD PARKING LOT	120 BARNHARDT ST	GREENSBORO	Evaluation Pending
NONCD0002391	REXAM CORPORATION - B	2619 PHOENIX DRIVE	GREENSBORO	Voluntary (AA)
NCD986180891	ROSS AVENUE PROPERTY	604 ROSS AVENUE	GREENSBORO	NFA
NCD991277898	ROYAL DEVELOPMENT CO., INC.	325 KETTERING DR	HIGH POINT	NFA
NCD003521960	ROYAL DEVELOPMENT CO., INC.	1417 COURTESY RD	HIGH POINT	NFA
NONCD0003139	RTC HILL BLDG	862 N RALEIGH ST	GREENSBORO	Evaluation Pending
NONCD0002440	SAM'S MART #788	3101 SUMMIT AVE.	GREENSBORO	Evaluation Pending
NONCD0003267	SDR PROPERTIES LLC	206, 133 BRUCE ST & 2101 HIATT	GREENSBORO	NFA
NCD980600449	SED, INC. RADAR ROAD	500 RADAR ROAD	GREENSBORO	SPL
NCD980712038	SED, INC. SWING COURT	SWING COURT	GREENSBORO	SPL
NONCD0002457	SHERFIELD RD WELLS	SHEFIELD ROAD	COLFAX	Evaluation Pending
NCD071561864	SHERWIN WILLIAMS COMPANY	113 STAGECOACH TRAIL	GREENSBORO	SPL
NONCD0003172	SHOWROOM PROPERTIES	S ELM ST & W RUSSELL AVE	HIGH POINT	Evaluation Pending
NONCD0002473	SIERRA PROPERTY	725 S. ELM STREET	GREENSBORO	Evaluation Pending
NCD980503114	SMITH FARM COLFAX #3	SR 2007	COLFAX	NFA
NONCD0002478	SMITH RESIDENCE, LUCY	215 STAGECOACH TRAIL	GREENSBORO	Evaluation Pending
NONCD0002491	SOUTH SEA RATTAN	200 E. SENECA RD.	GREENSBORO	Voluntary (AA)
NONCD0002492	SOUTH SEA RATTAN - FAIRFAX ROAD	1702 & 1708 FAIRFAX ROAD	GREENSBORO	SPL

NCN000410316	SOUTHERN MEADOWS SUBDIVISION	SOUTHERN MEADOWS DRIVE	STOKESDALE	NFA
NONCD0002501	SOUTHERN PLASTICS ENGINEERING	4643 N.HWY 29	GREENSBORO	Evaluation Pending
NONCD0002532	STAPLES, L.P.	105 RAGSDALE RD.	JAMESTOWN	Evaluation Pending
NONCD0002534	STARMOUNT CO-GREEN VALLEY RD	702-800 GREEN VALLEY RD	GREENSBORO	Evaluation Pending
NONCD0002537	STATE STREET PROPERTIES	STATE ST.	GREENSBORO	NFA
NONCD0001365	STEEVECOKNIT FABRICS COMPANY-B	2602 S ELM ST	GREENSBORO	Evaluation Pending
NCD003220670	STRANDBERG ENGINEERING LABS	HIGHWAY 73 WEST	GREENSBORO	NFA
NCD024600579	SUPERIOR PRODUCTS COMPANY	4801 BURLINGTON RD	GREENSBORO	SPL
NONCD0002590	THOMAS BUILT BUSES - NONUST	412-RI RIDGEWAY PLACE	HIGH POINT	Evaluation Pending
NONCD0002828	TP SHERWOOD LLC PROPERTY	2001 SHERWOOD ST	GREENSBORO	Evaluation Pending
NCN000407333	TRIAD USED AUTO SALES	1520 ALAMANCE CHURCH RD	GREENSBORO	SPL
NCD003216959	UNION CAMP CORPORATION	100 RAGSDALE RD	JAMESTOWN	NFA
NCD991278300	UNITED DRUM T/A RELIANCE UNIV.	214 BERKLEY ST	HIGH POINT	SPL
NONCD0002871	UNITED METAL FINISHING	133 BLUE BELL RD	GREENSBORO	Voluntary (AA)
NCD061795696	UNITEX CHEMICALS	520 BROOME RD	GREENSBORO	SPL
NCD089903983	UNIVAR USA, INC	3600 WEST WENDOVER AVE	GREENSBORO	Evaluation Pending
NONCD0003277	UNIVERSAL INDUSTRIAL PARK SITE	2315,2325,2401,2411 E MLK JR	HIGH POINT	Evaluation Pending
NONCD0002655	UNIVERSITY SQUARE	830 WEST MARKET STREET	GREENSBORO	Evaluation Pending
NONCD0002658	US AIRWAYS MAINTENANCE HANGAR-B	815 RADAR ROAD	GREENSBORO	Evaluation Pending
NC3210022486	USA RESERVE XVIII AIRBORNE CORPS	156 PARRIS AVE	HIGH POINT	NFA
NC9210021755	USA RESERVE XVIII AIRBORNE CORPS	1120 CHURCH ST	GREENSBORO	NFA
NCD041415019	VALSPAR CORPORATION	1647 ENGLISH RD	HIGH POINT	Evaluation Pending
NONCD0002667	VALSPAR MIRROR COATINGS	3125 SPRING GARDEN STREET	GREENSBORO	Evaluation Pending
NONCD0002684	W.L. AUTO SERVICE	129 MONTLIEU AVENUE	GREENSBORO	Evaluation Pending
NONCD0002357	WALKER AVE CURB MARKET (FRMR)	437-441 SPRING GARDEN ST	GREENSBORO	Evaluation Pending
NONCD0002694	WAR MEMORIAL STADIUM	510 YANCEYVILLE STREET	GREENSBORO	Evaluation Pending
NCD045179504	WESTINGHOUSE ELEC/GREENSBORO	406 BANNER AVE	GREENSBORO	NFA
NONCD0002859	WILCO #301	3610 W WENDOVER AVE	GREENSBORO	Evaluation Pending
NCD982156812	WYSONG & MILES	4820 US HWY 29 N	GREENSBORO	Voluntary (AA)
NONCD0001436	YORKSHIRE DRIVE	2100 YORKSHIRE DR	GREENSBORO	Evaluation Pending
NONCD0001007	ZIMMERMAN AND ASSOCIATES	5512 WEST MARKET STREET	GREENSBORO	NFA
HALIFAX				
NONCD0002916	COASTAL LUMBER	1772 TRUEBLOOD RD	WELDON	Evaluation Pending
NONCD0001071	DOE-SPUN	GIBBS AVE	HOLLISTER	NFA
NONCD0001666	ECKERD DRUG STORE	1845 E. 10TH STREET	ROANOKE RAPIDS	Evaluation Pending
NONCD0001682	ENDERS RESIDENCE, FRANK	SR 1615	DARLINGTON	NFA
NCD067187302	FULFLEX	500 AIR BOSS PKWY	SCOTLAND NECK	SPL
NCSFN0406953	G&B/FARMER PROPERTY	DOUG HILL FARM RD (SR 1100)	SCOTLAND NECK	NFA



	NCD000773507	GA-PACIFIC CORP/HDWD SAW	S DENNIS ST EXTENSION	ENFIELD	NFA w/ Restrictions
	NCD000773499	GA-PACIFIC CORP/TIMBER	SOUTH DENNIS STREET EXT.	ENFIELD	NFA
	NCD980483275	HELENA CHEMICAL COMPANY	DENNIS STREET EXTENSION	ENFIELD	SPL
	NCD000645705	KENNAMETAL, INC.	BECKER INDUSTRIAL PARK	ROANOKE RAPIDS	NFA
	NCD057248759	PATCH RUBBER POND	GRACE BOULEVARD	ROANOKE RAPIDS	SPL
	NONCD0002855	PATTERSON PROPERTY	900 JEFFERSON ST	ROANOKE RAPIDS	SPL
	NCD980602163	PCB SPILLS	210 MILES OF NC HIGHWAY	ROANOKE RAPIDS	NFA
	NONCD0002350	QUALITY FOREST PRODUCTS	HWY 301	ENFIELD	Voluntary (AA)
	NCD062664883	REINCO CHEMICAL COMPANY	EAST 11 ST	ROANOKE RAPIDS	SPL
	NONCD0003156	ROSEMARY COMPLEX	1200 HENRY ST	ROANOKE RAPIDS	Evaluation Pending
	NONCD0001248	UNITED SALVAGE	BUTTERCUP LANE	ROANOKE RAPIDS	SPL
	NONCD0002124	WELDON MILL (FRMR)	E 11TH ST & SYCAMORE ST	WELDON	SPL
HARNETT					
	NONCD0002367	BETSY JOHNSON REGIONAL HOSPITAL	800 TILGHMAN DR	DUNN	Evaluation Pending
	NONCD0003097	CFI READY MIX_FRMR	306 E MCNEIL ST	LILLINGTON	Evaluation Pending
	NCD986188498	DURA-BUILT ENGINES CO	OFF HWY 55	COATS	NFA
	NONCD0001683	ENERGY CONVERSION SYSTEMS	1 MORGANITE DRIVE	DUNN	Voluntary (AA)
	NONCD0001687	ERWIN MILLS/BURLINGTON IND.	SOUTH BURLINGTON ST.	ERWIN	Evaluation Pending
	NONCD0001010	HARDEE SEPTAGE FARM	MITCHELL RD	BUIES CREEK	NFA
	NCD981027915	J STREET FLYASH DISPOSAL SITE	SR 1769	ERWIN	SPL
	NONCD0001093	KIDDE FIRE FIGHTING	141 JUNNY RD	ANGIER	NFA
	NCD981863814	LANCASTER PLATING	802 EDWARDS ROAD	LILLINGTON	SPL
	NONCD0002165	NCDOT ASPHALT SITE #32/JOHNSON BROS	1924 N MAIN ST	LILLINGTON	Evaluation Pending
	NONCD0001425	PETERBILT OF DUNN "A" PARCEL	1185 SADLER RD	DUNN	Voluntary (AA)
	NONCD0001419	PETERBILT OF DUNN "B" PARCEL	1365 SADLER RD	DUNN	Evaluation Pending
	NONCD0001483	POPE PROPERTY	800 S WILSON AVE	DUNN	SPL
	NCD072019011	SAAB BARRACUDA FACILITY	608 E MCNEILL ST	LILLINGTON	SPL
	NONCD0003222	W CUMBERLAND ST PCE	1206 WEST CUMBERLAND ST	DUNN	Evaluation Pending
HAYWOOD					
	NC0000195701	A.C. LAWRENCE LEATHER CO	100 WEST MAIN STREET	HAZELWOOD	NFA
	NCD986171445	BENFIELD CHEMICALS	OLD CANTON CLYDE HWY	CANTON	SPL
	NCD986188001	CHAMPION INTERNATIONAL LANDFILL NO 1	SR 1571 & 1573	CANTON	SPL
	NCD003148889	CHAMPION INTERNATIONAL_CANTON MILL	NEWFOUND STREET	CANTON	SPL
	NCD986188019	CHAMPION LANDFILL NO 2	SR 1539	CANTON	SPL
	NCD986188027	CHAMPION LANDFILL NO 3	SR 1550 I40	CANTON	SPL
	NONCD0001473	CHAMPION-PIGEON RIVER SEEP	CANTON MILL	CANTON	Evaluation Pending
	NONCD0000059	DAYCO COCHRAN LANDFILL	RT 1 HYATT CREEK ROAD	WAYNESVILLE	SPL
	NCD003148798	DAYCO CORP	BALSAM RD	WAYNESVILLE	SPL

	NCD982119463	DAYCO LANDFILL CRYME COVE ROAD	SR 1134	WAYNESVILLE	SPL
	NONCD0002956	FIE TOP ROAD SALT SITE	FIE TOP RD	MAGGIE VALLEY	Evaluation Pending
	NCD081333858	HOLSTON ENERGY INC/HOLSTON FUEL	19119 GREAT SMOKEY MTN EXPWAY	WAYNESVILLE	NFA
	NONCD0000096	MASON DRUM STORAGE	42 FIBERVILLE STREET	CANTON	SPL
	NONCD0002262	PANTRY 421 FORMER	P. O. BOX 1410	CANTON	Evaluation Pending
	NONCD0003203	ROAD WOLVES INC FERTILIZER SPILL	MILE MARKER 11, I-40 EAST	I-40 EAST	Evaluation Pending
	NCD024852675	SCHULHOFER JUNKYARD	816 HOWELL MILL ROAD	WAYNESVILLE	Evaluation Pending
	NONCD0002469	WR BOYD INVESTMENTS	90 HOWELL MILL RD	WAYNESVILLE	Evaluation Pending
	NCD986231520	ZOE LABS	HIGHWAY 19/23	CANTON	NFA
HENDERSON					
	NONCD0002569	ARVIN MERITOR, INC	1000 ROCKWELL DR	FLETCHER	Evaluation Pending
	NCD024617524	BELDING CORTICELLI THREAD CO.	US 64 W	HENDERSONVILLE	NFA
	NCD054282272	CAROLINA LOG BLDGS, INC.	HOWARD GAP RD	FLETCHER	NFA
	NONCD0001497	CHRISMAN'S GARAGE	6352 B HENDERSONVILLE ROAD	FLETCHER	Evaluation Pending
	NCD003150539	CRANSTON PRINT WORKS COMPANY	US 25	FLETCHER	NFA
	NONCD0001603	DIAMOND BRAND CANVAS PRODUCTS	HIGHWAY 25	NAPLES	Evaluation Pending
	NONCD0001663	EATON FACILITY (FORMER)	LANE CREEK INDUSTRIAL PK.	FLETCHER	Evaluation Pending
	NCD003155405	FEDERAL PAPER BOARD CO., INC.	200 TABOR RD, SR 1809	EAST FLAT ROCK	NFA
	NONCD0001722	FLETCHER PUBLIC WORKS SITE	21 HOWARD GAP RD.	FLETCHER	Evaluation Pending
	NONCD0001852	HIGHWAY 26 EAST MILE MARKER 45.75	HIGHWAY 26 EAST	HENDERSONVILLE	Evaluation Pending
	NONCD0003173	HOOPERS CREEK ROAD VOCS	HOOPERS CREEK ROAD	FLETCHER	Evaluation Pending
	NONCD0003087	MAIN ST SOLVENT CONTAMINATION_500 BLOCK	510 TO 520 S MAIN STREET	HENDERSONVILLE	Evaluation Pending
	NONCD0002471	NAPLES ASHEVILLE HWY PCE	US 25 & I 26	NAPLES	Evaluation Pending
	NONCD0001090	OLD MILL BLDG	301 FOURTH AVE EAST	HENDERSONVILLE	SPL
	NCD986185411	OLD WESTERN NC FAIRGROUNDS	BTWN US 176 & SOUTHER RR	EAST FLAT ROCK	NFA
	NONCD0003130	ROBINSON TERRACE VOCS	810 ROBINSON TERRACE	HENDERSONVILLE	Evaluation Pending
	NCD986180917	SPANN PROPERTY	US HIGHWAY 25	HENDERSONVILLE	SPL
	NCD062572391	STEELCASE, INCORPORATED	CANE CREEK IND PARK	FLETCHER	NFA
	NONCD0002617	TRACY LIPE	31 KINGWOOD HILLS DR.	FLETCHER	Evaluation Pending
	NCD093334209	WILSON, RALPH PLASTICS	CANE CREEK IND PARK	FLETCHER	NFA w/ Restrictions
HERTFORD					
	NCD045924487	CAROLINA ALUMINUM/EASCO/ALFINITY	600 METCALF STREET	WINTON	SPL
	NCD065288847	CF NITROGEN, INCORPORATED	HWY 45	WINTON	SPL
	NONCD0001488	COLLEGE TEXACO (FRMR)	301 W MAIN ST	MURFREESBORO	NFA
	NONCD0001685	EAST MAIN STREET PCE	EAST MAIN ST	MURFREESBORO	SPL
	NONCD0002368	EASTERN CAR CARE (FRMR)	703 E MAIN ST	MURFREESBORO	SPL
	NONCD0001677	ELECTRIC MOTOR SERVICE	2103 US HYW 13 SOUTH	AHOSKIE	SPL
	NCD097724306	GA-PACIFIC CORP CHIP-N-SAW	HARRELLSVILLE HWY 561	AHOSKIE	NFA

	NONCD0001952	KERR FACILITY - AHOSKIE	228 JOHNNY MITCHELL RD	AHOSKIE	SPL
	NCD981929185	MIDNIGHT DUMPING	NC 11 & SR 1106	AHOSKIE	NFA
	NONCD0001176	MURFREESBORO VENEER	307 N 2ND ST	MURFREESBORO	SPL
	NONCD0002180	NCDOT FACILITY-UNION	NCSR 1130	UNION	Evaluation Pending
	NONCD0001029	R & D LAMINATORS INC	HOLLOMAN ROAD (SR 1187)	AHOSKIE	SPL
	NONCD0002623	RED APPLE MARKETS #40 (FMR)	925 E MEMORIAL DR	AHOSKIE	SPL
	NCN000410290	RIVERSIDE CHEMICAL	110 NC42 WEST	AHOSKIE	Evaluation Pending
	NONCD0001204	SOUTHERN STATES-AHOSKIE SERVICE	1383 MEMORIAL DR	AHOSKIE	Evaluation Pending
	NCN000407205	TRI-COUNTY AIRPORT	NC 561	AULANDER	SPL
	NCD050412923	WEST POINT PEPPERELL AHOSKIE	MITCHEL ROAD	AHOSKIE	NFA
HOKE					
	NONCD0002834	BURLINGTON INDUSTRIES	1000 TURNPIKE RD	RAEFORD	Evaluation Pending
	NONCD0003193	FARM CHEMICALS RAEFORD	2274 ST. PAULS HWY	RAEFORD	SPL
	NCD981021546	KOPPERS BORROW PIT	RT. 211	ASHLEY HEIGHTS	NFA
	NONCD0001998	LEONARD THOMPSON (GROVES SALVAGE)	T C JONES ROAD	RAEFORD	Evaluation Pending
	NC0001279710	WOODY WILSON BATTERY/ASHLEY HEIGHTS	301 OLD PINEHURST RD	ASHLEY HEIGHTS	SPL
	NONCD0000005	WOODY WILSON-MCCAIN	SR1215 & SR1219	MCCAIN	Evaluation Pending
HYDE					
	NONCD0001886	HYDE COUNTY COURTHOUSE	30 OYSTER CREEK RD	SWAN QUARTER	SPL
IREDELL					
	NONCD0001230	AG LIQUIDS	2504 DAVIE AVENUE	STATESVILLE	Evaluation Pending
	NCD048462881	ARMOLOY CO OF NC/HI-TECH	1603 SALISBURY ROAD	STATESVILLE	SPL
	NONCD0000070	BENFIELD SANITATION SERVICE	1809 W FRONT ST	STATESVILLE	SPL
	NONCD0001339	BENFIELDS PAINT AND BODY SHOP	SR 2308	STATESVILLE	Evaluation Pending
	NCD097362594	BERNHART FURNITURE CO. PLANT #8	HWY 21	TROUTMAN	NFA
	NONCD0001402	BURLINGTON INDUSTRIES	476 SOUTH MAIN STREET	MOORESVILLE	Evaluation Pending
	NONCD0001481	CHARLOTTE HIGHWAY WELLS	CHARLOTTE HIGHWAY AND CORNELIU	MOORESVILLE	Evaluation Pending
	NCD081434219	CLARK EQUIPMENT COMPANY/AXLE DIV.	140 & 177	STATESVILLE	NFA
	NCD986230688	COMMERCIAL VEHICLE GROUP, INC	2227 OLD SALISBURY HWY (US 70)	STATESVILLE	Voluntary (AA)
	NONCD0001580	D&G MART SOLVENTS	792 BRAWLEY SCHOOL ROAD	MOORESVILLE	Evaluation Pending
	NONCD0001761	GENERAL STORE SOLVENTS	849 OAKRIDGE FARM ROAD	MOORESVILLE	Evaluation Pending
	NCD980600530	GTE PRODUCTS CORPORATION	SR 2350	TROUTMAN	NFA
	NCD003215696	HUNT MANUFACTURING	2301 SPEEDBALL ROAD	STATESVILLE	Voluntary (AA)
	NONCD0001902	INGERSOLL RAND	800-A BEATY RD.	DAVIDSON	NFA
	NONCD0000094	IREDELL COUNTY FIRE TRAINING GRNDS	MURDOCK ROAD	TROUTMAN	NFA
	NONCD0001918	JANTZEN WELL- G.L.WILSON	WILSON PARK ROAD	STATESVILLE	Evaluation Pending
	NONCD0001931	JOHN BOYLE FACILITY	STATESVILLE	STATESVILLE	Evaluation Pending
	NONCD0002034	MARTIN PROPERTY #2	2328 DAVIE AVE	STATESVILLE	Evaluation Pending

NONCD0002892	MERCHANTS METALS (MMI PRODUCTS)	165 FANJOY RD	STATESVILLE	Evaluation Pending
NONCD0002173	NCDOT ASPHALT SITE #66/APAC	164 BOSTIAN BRIDGE DR (OFF BUF	STATESVILLE	Evaluation Pending
NCD003235413	NIEMAND INDUSTRIES	2500 WEST FRONT STREET	STATESVILLE	NFA
NONCD0002213	NORTEX INTERNATIONAL, INC	523 PATTERSON AVE	MOORESVILLE	NFA
NONCD0002214	NORTH AMERICAN PRODUCTS	169 CRAWFORD RD	STATESVILLE	NFA
NONCD0003247	NORTH MAIN STREET CONTAMINATION	970 N MAIN ST	MOORESVILLE	NFA
NONCD0002226	O W SLANE GLASS WELL	606 MECHAM ROAD	STATESVILLE	Evaluation Pending
NONCD0002031	OLD MOUNTAIN & BUFFALO SHOALS RDS WELLS	BUFFALO SHOALS & OLD MOUNTAIN	STATESVILLE	Evaluation Pending
NONCD0002813	OLD MOUNTAIN RD WATER SUPPLY WELLS	OLD MOUNTAIN RD & N MAIN ST	TROUTMAN	Evaluation Pending
NCD003520301	OVERCASH MACHINE SHOP, INC.	865 CONNOR STREET	STATESVILLE	SPL
NONCD0002733	PERTH ROAD PCE SITE	1156 PERTH RD	TROUTMAN	Evaluation Pending
NONCD0002804	PETRO EXPRESS #31	131 TURNERSBURG HWY (HWY21)	STATESVILLE	Evaluation Pending
NONCD0002307	PILCH, INC (FORMERLY PEARTREE RD)	PILCH RD	TROUTMAN	Evaluation Pending
NONCD0002337	PSNC ENERGY MOORESVILLE, FORMER	1116 & 1122 NORTH MAIN STREET	MOORESVILLE	Evaluation Pending
NONCD0002342	PUBLIC SERVICE COMPANY OF NORTH CAROLINA	433 DRAKE STREET	STATESVILLE	Evaluation Pending
NONCD0003275	RENTAL UNIFORM SERVICES OF STATESVILLE	1203 NORTH BARKLEY ROAD	STATESVILLE	Evaluation Pending
NONCD0002427	ROYSTER-CLARK FERTILIZER FACILITY	3210 TAYLORSVILLE HIGHWAY	STATESVILLE	Voluntary (AA)
NONCD0002465	SHELBY WILLIAMS - STATESVILLE PLANT	401 MEACHAM ROAD	STATESVILLE	Evaluation Pending
NONCD0002481	SMITHS DRY CLEANERS #2	225 GORDON AVENUE	STATESVILLE	Evaluation Pending
NCD042269134	SOUTHERN SCREW/FARLEY METALS	1225 BARKLEY RD	STATESVILLE	SPL
NONCD0000033	SPRINGS IND/UNIGLASS IND.	535 CONNER ST.	STATESVILLE	Evaluation Pending
NCD986197291	STATESVILLE COAL GAS PLANT	615 SOUTH CENTER STREET	STATESVILLE	Voluntary (AA)
NONCD0002596	THONET PROPERTY #2	WISE STREET AND MEETING STREET	STATESVILLE	Evaluation Pending
NONCD0002635	TROUTMAN PULPWOOD #2	116 WHITE MILL RD	STATESVILLE	Evaluation Pending
NONCD0002649	UNITED ENGRAVING	320 MEACHAM ROAD	STATESVILLE	Evaluation Pending
NCD003236841	WARLICK PAINT COMPANY	945 MONROE ST	STATESVILLE	SPL
NONCD0002722	WILDWOOD LOOP	133 - 137 WILDWOOD LOOP	STATESVILLE	Evaluation Pending
JACKSON				
NONCD0001630	DOT-ASPHALT TESTING SITE #18	SR 1377	DILLSBORO	Evaluation Pending
NONCD0003211	NCDOT MAINT FACILITY CASHIERS NON-UST	150 US 64 W	CASHIERS	Evaluation Pending
JOHNSTON				
NONCD0003113	3C PACKAGING	1000 CC DRIVE	CLAYTON	SPL
NCD000770032	AMERICAN PETROFINA MKTG	SR 1929	SELMA	NFA
NONCD0001208	APAC-PRINCETON ASPHALT PLANT	1288 RAINS MILL RD	PRINCETON	NFA
NCD042888230	ASM CORPORATION	1211 S FIRST ST	SMITHFIELD	NFA
NONCD0001340	BENSON NEWSPAPER PRINTING	611 CHICOPEE ROAD	BENSON	Evaluation Pending
NCD075559526	BP OIL/GULF PRODUCTS DIVISION	WILSON'S MILL RD SR 1003	SELMA	NFA
NONCD0001405	BURLINGTON INDUSTRIES-SMITHFIELD	1305 GRAM STREET, PO BOX 691	SMITHFIELD	Evaluation Pending

NCD080892441	CHAMPION PRODUCTS INC	350 ATKINSON ST	CLAYTON	Evaluation Pending
NONCD0002852	CLAYTON FARMS	1833 LOOP RD	CLAYTON	SPL
NCD054417308	COASTAL CHEMICAL CORP.	NC 42	CLAYTON	SPL
NCD086330412	DATA GENERAL CORPORATION	NC 42 E	CLAYTON	NFA
NONCD0002853	EATON MANUFACTURING	1100 E PRESTON ST	SELMA	Voluntary (AA)
NCD003528825	FIELDCREST MILLS INC.	WALPAT RD	SMITHFIELD	SPL
NCD009305699	GTE SYLVANIA, INC.	1315 OUTLET CENTER DR	SMITHFIELD	SPL
NONCD0003232	GURLEY MILL PRINCETON	120 S PINE ST	PRINCETON	Evaluation Pending
NCN000410293	GURMICO CHEMICALS	9710 HWY 70 E	PRINCETON	Evaluation Pending
NONCD0003290	HWY 70 BUSINESS AUTOMOTIVE	7748 US HWY 70 BUS W	CLAYTON	Evaluation Pending
NONCD0003079	KINDER MORGAN SELMA SPILL	2200 W OAK ST	SELMA	Evaluation Pending
NONCD0002076	MILLERS AUTO SALES	13513 US HIGHWAY 70	CLAYTON	NFA
NONCD0002897	NC DOT BRIDGE #71	BUFFALO CRK & NC96 BRIDGE	SELMA	Evaluation Pending
NONCD0002186	NCDOT SELMA PLANT P-11	PEEDIN STREETA.G. LEE TRUCK ST	SELMA	Evaluation Pending
NCD986171338	PEELE CO. PESTICIDE DISPOSAL	NC 42 EAST	CLAYTON	SPL
NONCD0002447	SAUCEDO PROP. / NCDOT SITE #69	US HWY. 701	NEWTON GROVE	Evaluation Pending
NCD991278730	SQUIBB E R & SONS	FLOWERS RD	KENLY	SPL
NCD003183480	UNION CAMP CORPORATION	524 BROGDEN RD	SMITHFIELD	SPL
NONCD0001148	UNION CARBIDE	HWY 42	CLAYTON	SPL
NONCD0002840	WEST CLAYTON MOBILE VILLAGE	OLD US 70 WEST	CLAYTON	NFA
LEE				
NONCD0003278	AVONDALE MILLS SANFORD	500 N 7TH ST	SANFORD	Evaluation Pending
NONCD0001030	BLR	2911 JUNO DR	SANFORD	SPL
NCD982119588	BUCKHORN ROAD	2427 BUCKHORN ROAD	SANFORD	NFA
NONCD0000049	C. E. SMITH PROPERTY	1400 TRAMWAY ROAD	SANFORD	NFA
NCD981929813	CARBONTON ROAD DRUM SITE	2816 CARBONTON ROAD	SANFORD	NFA
NONCD0001456	CARRIER RENTAL SYSTEMS	4300 OAK PARK	SANFORD	Evaluation Pending
NONCD0003085	COCA COLA SANFORD	1605 HAWKINS AVE	SANFORD	Evaluation Pending
NCD003218161	CORNELL-DUBLIER ELECTRONICS	2652 DALRYMPLE ST	SANFORD	SPL
NCD981747934	COX MILL ROAD PLATING	3723 COX MILL ROAD	SANFORD	NFA
NC0000998336	CP PROPERTIES	2350 BROWN ROAD	SANFORD	SPL
NONCD0001662	EATON CORPORATION - SANFORD	3020 LEE AVENUE	SANFORD	Voluntary (AA)
NONCD0003104	LEE AVE PCE CONTAMINATION	2820 LEE AVE	SANFORD	Evaluation Pending
NONCD0001988	LEE PAVING / NCDOT SITE #31	SR 1179 (ROCKY FORK CH.RD.)	SANFORD	Evaluation Pending
NONCD0002013	LOCK ON	1506 LANDIS STREET	SANFORD	Evaluation Pending
NONCD0002027	MAKEPEACE PROPERTY	1214 HAWKINS AVENUE	SANFORD	Evaluation Pending
NONCD0002090	MOEN - SANFORD	2609 COX MILL RD.	SANFORD	NFA w/ Restrictions
NONCD0002188	NCDOT SITE #44/QUAIL RIDGE	QUAIL RIDGE DR.	SANFORD	Evaluation Pending

NONCD0003065	PANTRY 219	1413 BROADWAY	SANFORD	Evaluation Pending
NONCD0002944	PANTRY 385	3420 WICKER ST	SANFORD	Evaluation Pending
NCD057037178	PFIZER INC/COTY DIVISION	COX MILL RD & HWY 42 E	SANFORD	SPL
NCN000409854	ROMATIC MANUFACTURING	402 E ROSE ST	SANFORD	SPL
NCD981021652	SAN LEE PARK	PUMPING STATION RD-NC1510	SANFORD	NFA
NCD000281832	SANFORD PLATING COMPANY	SR 1466	SANFORD	SPL
NONCD0002446	SAPONA MILLS	311 EAST ROSE STREET	SANFORD	Evaluation Pending
NCD067428821	SIEMENS-ALLIS, INC/SWITCHGEAR DIV	5000 WOMACK RD	SANFORD	SPL
NCD053490462	SINGER CO/FURNITURE DIV SANFORD	133 CHARLOTTE AVE	SANFORD	NFA
NONCD0002512	SPANCO INDUSTRIES	1604 BOON TRAIL RD.	SANFORD	Evaluation Pending
NCD067427922	STANADYNE, INC.	COX MILL RD	SANFORD	NFA
NONCD0002531	STANLEY FASTENING	2903 LEE AVE	SANFORD	SPL
NONCD0002843	TRION, INC	101 MCNEILL RD	SANFORD	NFA
NCN000409783	WHITIN ROBERTS PLANT #2	202 MAPLE AVE	SANFORD	SPL
NONCD0002998	WICKER ST NAPHTHALENE	229 WICKER ST	SANFORD	Evaluation Pending

LENOIR

NCD001725464	BORDEN CHEMICAL SMITH-DOUGLASS	3106 HWY 11 NORTH	KINSTON	Evaluation Pending
NONCD0002576	CASWELL CENTER RESEARCH FARM	2415 W VERNON AVE	KINSTON	Evaluation Pending
NONCD0001521	COASTAL LUMBER COMPANY - KINSTON SAWMILL	800 HULL ROAD	KINSTON	Evaluation Pending
NONCD0001524	COCA COLA WAREHOUSE	4191 W VERNON AVE	KINSTON	NFA
NONCD0002004	COLONIAL ICE COMPANY (FRMR)	405 E KING ST	KINSTON	Evaluation Pending
NONCD0003215	D&H DEHAII PROPERTY	1155 ENTERPRISE BLVD	KINSTON	Evaluation Pending
NCN000410174	DALY-HERRING COMPANY/PRILLAMAN	NEUSE RD	KINSTON	Evaluation Pending
NONCD0002818	DUPONT-KENTEC	BRAXTON RD (SR 1802)	GRIFTON	Voluntary (AA)
NONCD0001877	HUGH D. WALLER-TRAVELERS	224 E WASHINGTON ST	LA GRANGE	Evaluation Pending
NCD986197366	KINSTON COAL GAS PLANT	SOUTH & HERITAGE STREETS	KINSTON	Voluntary (AA)
NONCD0003031	KINSTON SHIRT FACTORY	501 E CASWELL ST	KINSTON	Evaluation Pending
NCD986214989	KINSTON TORNADO SITE	STATE ROAD 1921	KINSTON	NFA
NONCD0002028	MALLARD GRIFFIN LUMBER	1304 W VERNON AVE	KINSTON	Voluntary (AA)
NONCD0002886	SALE FORD	1145 US HWY 258	KINSTON	NFA
NONCD0002915	SUTTON PROPERTY	223 E WASHINGTON ST	LA GRANGE	Evaluation Pending
NCN000407582	WEST PHARMACEUTICAL SERVICES	2525 ROUSE RD EXT	KINSTON	Voluntary (AA)
NONCD0002755	WOODS SERVICE STATION - FORMER	108 W. WASHINGTON STREET	LA GRANGE	Evaluation Pending

LINCOLN

NONCD0001827	ABERNETHY TEXACO PCE	5781 E HWY 150	LINCOLNTON	Evaluation Pending
NONCD0001883	ASPEN STREET PCE	N ASPEN ST	LINCOLNTON	Evaluation Pending
NONCD0001526	COCHRANE FURN. DIV #15	402 SOUTH EDWARDS ST	LINCOLNTON	Evaluation Pending
NONCD0001577	CULP, INC. (FORMERLY ARTEE INDUSTRIES)	1808 INDIAN CREEK ROAD	LINCOLNTON	Evaluation Pending

	NONCD0003059	EAST LINCOLN FIRE STATION (FRMR)	7654 NC HWY 73	STANLEY	Evaluation Pending
	NONCD0002673	ENVIRONETICS BURN SITE	ASHBURY CHURCH RD	IRONTON	Evaluation Pending
	NONCD0001703	FAIRLAND LANE	125 FAIRLAND LANE	LINCOLNTON	Evaluation Pending
	NCD981929367	FURNACE ROAD ABANDONED DRUMS	SR 1355	LINCOLNTON	NFA
	NONCD0001069	GENERAL MARBLE COMPANY	350 NORTH GENERALS BLVD	LINCOLNTON	Evaluation Pending
	NCD049772023	H & S PROCESSORS, INC.	NC HIGHWAY 150 WEST	LINCOLNTON	SPL
	NONCD0001838	HELMER WELL	5420 BIG CREEK HOLLAR	ALEXIS	Evaluation Pending
	NONCD0002914	HERNDON CHAPEL CHURCH LANE	225&235 HERNDON CHAPEL CHURCH	LINCOLNTON	Evaluation Pending
	NCD083674713	HULL SERVICE STATION/PHILLIPS 66	HIGHWAY 274 SOUTH	VALE	SPL
	NONCD0002386	REINHARDT CIRCLE TCE SITE	REINHARDT CIRCLE	IRON STATION	Evaluation Pending
	NONCD0002396	RHYNE MILLS, INC.	HWY 150, LINCOLNTON	LINCOLNTON	Evaluation Pending
	NONCD0001154	ROBERT BOSCH TOOL CORP	129 LEGIONAIRE RD	LINCOLNTON	Voluntary (AA)
	NCN000410439	SOUTHSIDE ROAD INCIDENT	SOUTHSIDE RD & SOUTHFORK RD	LINCOLNTON	Evaluation Pending
	NONCD0002587	TEXTILE PIECE DYEING	HIGHWAY 321, NORTH BYPASS	LINCOLNTON	Evaluation Pending
	NONCD0000009	TREND LINE FURNITURE CORP.	321 INDUSTRIAL PARK ROAD	LINCOLNTON	NFA
	NONCD0002924	US \$2.50 CLEANERS	7558 HWY 73	DENVER	Evaluation Pending
	NCD990745242	VERMONT AMERICAN CORPORATION	MAIDEN HWY 321 N	LINCOLNTON	NFA
	NONCD0002696	WARLICKS GROCERY	2673 PLATEAU ROAD	VALE	Evaluation Pending
MACON					
	NONCD0001737	FRANKLIN QUARRY-NC DOT-SITE #15	HIGHWAY 64	FRANKLIN	Evaluation Pending
	NONCD0002967	PARRISH PROPERTY-DESOTO TRAIL	3370 BRYSON CITY RD	FRANKLIN	Evaluation Pending
MADISON					
	NONCD0002955	ANDREWS AVE SOLVENT RELEASE	172 S ANDREWS AVE	HOT SPRINGS	Evaluation Pending
	NONCD0001543	COOKS FARM AND GARDEN	4050 NC HIGHWAY 208	MARSHALL	Evaluation Pending
	NCN000410861	DERRINGER DRIVE	DERRINGER DRIVE	MARSHALL	Evaluation Pending
	NCD062571658	HONEYWELL MICRO SWITCH DIV.	1 HICKORY DRIVE	MARS HILL	SPL
	NONCD0001884	HWY 23 ACETIC ACID SPILL	HIGHWAY 23	MARS HILL	Evaluation Pending
	NCD980848782	MADISON COUNTY CYANIDE SITE	7735 NC 63 HWY	LEICESTER	SPL
MARTIN					
	NONCD0001235	ALAMAC KNITS (DYERSBURG CORP.)	NC HWY 125	HAMILTON	Evaluation Pending
	NONCD0000013	CAROLINA HARDWOODS	158 FACTORY STREET	WILLIAMSTON	SPL
	NONCD0001169	LIBERTY FABRICS (FORMER)	US 64	JAMESVILLE	SPL
	NCD000623223	MARTIN MANUFACTURING PROPERTIES	E MAIN ST US 17	WILLIAMSTON	SPL
	NCD981030893	MUSIC CLUB PESTICIDE SITE	SE QUADRANT OF INT US 17	WILLIAMSTON	SPL
	NONCD0001161	PEELE'S SERVICE STATION/HONORA MANNING	2771 OLD HWY 64	JAMESVILLE	Evaluation Pending
	NONCD0002381	REDDICK FUMIGANTS, INC.	3002 WEST MAIN STREET	WILLIAMSTON	SPL
	NONCD0001016	ROYSTER-CLARK FERTILIZER PLANT	1598 HINES RD	OAK CITY	SPL
	NONCD0002798	TOWN AND COUNTRY CLEANERS	617 WASHINGTON ST	WILLIAMSTON	SPL

	NONCD0003227	TRIANGLE CHEMICAL COMPANY	WASHINGTON ST & DIXIE DR	WILLIAMSTON	Evaluation Pending
	NCD981744618	UNITED ORGANICS		WILLIAMSTON	NFA
	NCD003184520	WEST POINT PEPPERELL HAMILTON	HWY 125	HAMILTON	NFA
MCDOWELL					
	NCD003157377	AMERICAN THREAD/SEVIER PLANT	630 AMERICAN THREAD RD	MARION	NFA w/ Restrictions
	NONCD0002389	APACHE WELLS	640 APACHE PATH	MARION	Evaluation Pending
	NCN000410250	ETHAN ALLEN FURNITURE	HWY 70	OLD FORT	NFA
	NCD074510728	ETHAN ALLEN INC./BLUE RIDGE DIV.	COMMERCE STREET	OLD FORT	NFA
	NONCD0001075	HIGGINS TOWNSHIP FIRING RANGE	NC 226	MARION	NFA
	NCD980838551	MCDOWELL FIREMAN ASSOCIATION SITE	SR 1214 GREENLEE ROAD	MARION	SPL
	NCN000410289	METAL INDUSTRIES	HWY 70 WEST	MARION	Evaluation Pending
	NONCD0002435	MY FAVORITE MARTIN TRUCK ACCIDENT	US 221 S RT OF WAY	MARION	Evaluation Pending
	NONCD0001128	RESOLUTION PACKAGING	468 CAROLINA AVE	MARION	SPL
	NCD986232676	ROCK-TENN MARION FOLDING	33 BURGIN ST	MARION	SPL
	NCD059140764	TRAVENOL LABS, INCORPORATED	HWY 221 N	MARION	NFA
	NONCD0000010	UNITED MERCHANTS/OLD FORT PLANT	NORTH OF INTERSTATE 40	OLD FORT	Evaluation Pending
MECKLENBURG					
	NONCD0001211	200 NORTH TRYON STREET	200 N. TRYON STREET	CHARLOTTE	Evaluation Pending
	NCD002571438	ABC ENGRAVERS	724 NORTH I-85	CHARLOTTE	SPL
	NCD024462327	ACADEMY STEEL DRUM	3213 RIDGE RD	MATTHEWS	NFA w/ Restrictions
	NCD045451473	ACE CHEMICAL CORPORATION	9801 S TRYON ST	CHARLOTTE	SPL
	NONCD0003257	ADMIRATION HOSIERY MILLS	4210 YANCEY RD	CHARLOTTE	Evaluation Pending
	NONCD0001231	AIR LIQUIDE	2414 SOUTH BOULEVARD	CHARLOTTE	Evaluation Pending
	NONCD0001251	ALPHAGARY CORP	9635 INDUSTRIAL DRIVE	PINEVILLE	Evaluation Pending
	NCD085082311	AMERICAN COLORS INCORPORATED	831 MORETZ AVE	CHARLOTTE	NFA
	NONCD0001255	AMERICAN FENCE SOLVENTS	3605 SOUTH TRYON STREET	CHARLOTTE	Evaluation Pending
	NONCD0001257	AMERICAN TRUETZSCHLER	12300 MOORES CHAPEL ROAD	CHARLOTTE	Voluntary (AA)
	NCD119168813	ANILOX ROLL COMPANY	4840 WALLACE NEAL RD	CHARLOTTE	NFA
	NCD047257472	APPLIED RESEARCH GROUP, INC.	2221 N. DAVIDSON STREET	CHARLOTTE	SPL
	NCD074511361	AQUAIR CORPORATION	13300 SAM NEELY RD	CHARLOTTE	SPL
	NONCD0001282	ARATEX FACILITY (ARAMARK)	2321 WILKINSON BLVD	CHARLOTTE	Evaluation Pending
	NONCD0001174	ARROW LAUNDRY	4735 MONROE RD	CHARLOTTE	SPL
	NONCD0001992	ATANDO AVE SOLVENT CONTAMINATION	527 ATANDO AVE	CHARLOTTE	Evaluation Pending
	NONCD0003185	AUTO TOP MANUFACTURING	1532 S TRYON ST	CHARLOTTE	Evaluation Pending
	NONCD0001301	AUTO VERKS	1800 COMMONWEALTH AVENUE	CHARLOTTE	Evaluation Pending
	NONCD0002019	AZALEA LANE CONTAMINATION	HARTLEY ST & AZALEA LN	CHARLOTTE	Evaluation Pending
	NONCD0001132	BALDOR ELECTRIC COMPANY	3821 BARRINGER RD	CHARLOTTE	Evaluation Pending
	NONCD0002934	BANCROFT ST GROUNDWATER CONTAMINATION	1906 BANCROFT ST	CHARLOTTE	Evaluation Pending



NONCD0003184	BANK ST TCE	3331 GRIFFITH ST	CHARLOTTE	Evaluation Pending
NONCD0000068	BARON-BLAKESLEE DIVISION	1225 ATANDO AVE	CHARLOTTE	NFA
NCD003149705	BASF WAYNDOTTE CORPORATION	4330 CHESAPEAKE DR	CHARLOTTE	Voluntary (AA)
NONCD0001326	BEACHAM PROPERTY	420 W TREMONT AVENUE	CHARLOTTE	Evaluation Pending
NONCD0003075	BEATTIES FORD RD PCE CONTAMINATION	BEATTIES FORD RD	CHARLOTTE	Evaluation Pending
NONCD0001334	BELLSOUTH WORK CENTER SOLVENTS	24TH STREET	CHARLOTTE	Evaluation Pending
NONCD0001958	BELTON STREET SOLVENTS	BELTON ST & GREYSTONE RD	CHARLOTTE	Evaluation Pending
NONCD0001338	BENDEL CORPORATION	4823 NORTH GRAHAM STREET	CHARLOTTE	Evaluation Pending
NCD083673590	BENDIX CORPORATION	701 NORTH I-85 ACCESS RD	CHARLOTTE	Evaluation Pending
NCN000410558	BENNETT STREET (316) CONTAMINATION	316 BENNETT ST	CHARLOTTE	Evaluation Pending
NONCD0001352	BIRNAMWOOD LANE	14624 BIRNAMWOOD LANE	CHARLOTTE	Evaluation Pending
NONCD0003158	BLAND STREET CONTAMINATION	322 W. BLAND ST	CHARLOTTE	Evaluation Pending
NONCD0003029	BLOCK 42	500 N COLLEGE ST	CHARLOTTE	Evaluation Pending
NONCD0003199	BLYTHE BLVD HOSPITAL PROPERTY	1130 BLYTHE BLVD	CHARLOTTE	Evaluation Pending
NONCD0001360	BLYTHE CONSTRUCTION-PINEVILLE	10500 OLD NATIONS FORD ROAD	PINEVILLE	Evaluation Pending
NONCD0001366	BONDS DISTRIBUTING - SOLVENTS	10227 MALLARD CREEK ROAD	CHARLOTTE	Evaluation Pending
NCD049774375	BORDEN CHEMICAL PRINTING INK	3013 GRIFFITH ST	CHARLOTTE	NFA
NONCD0001372	BOXER TEXTILE MACHINERY CO	1000 WEST MOREHEAD STREET	CHARLOTTE	Evaluation Pending
NONCD0002796	BRENNTAG SOUTHEAST	11750 FRUEHAUF DR	CHARLOTTE	Evaluation Pending
NONCD0002860	BREVARD & 4TH STS CONTAMINATION	BREVARD AND 4TH STS	CHARLOTTE	Evaluation Pending
NONCD0001380	BRIDGESTONE/FIRESTONE RETAIL SERVICES	530 S TRYON STREET	CHARLOTTE	Evaluation Pending
NONCD0001387	BROOKWOOD DEVELOPMENT	301 SOUTH COLLEGE STREET	CHARLOTTE	Evaluation Pending
NCD055165005	BUDD LEE PAVING COMPANY	8521 MT. HOLLY RD	CHARLOTTE	NFA
NONCD0001413	C BAKER WELL	6505 WISTERIA DRIVE	CHARLOTTE	Evaluation Pending
NCD981022288	C&T REFINERY	4800 SOUTH BOULEVARD	CHARLOTTE	SPL
NONCD0002634	CAMDEN, KINGSTON, & PARK SOLVENTS	W KINGSTON AVE & CAMDEN RD	CHARLOTTE	Evaluation Pending
NONCD0003035	CAROLINA ASBESTOS CORP	301 DEPOT ST	DAVIDSON	Evaluation Pending
NCD003150208	CAROLINA COATINGS, INC.	711 PRESSLEY RD	CHARLOTTE	NFA
NONCD0001104	CATO FARMS	11415 TOM SHORT ROAD	CHARLOTTE	Evaluation Pending
NONCD0001067	CC DICKSON	1524 SOUTH BOULEVARD	CHARLOTTE	SPL
NCD000608117	CELANESE CORPORATION/FIBERS TECH	2300 ARCHDALE DR	CHARLOTTE	Voluntary (AA)
NONCD0003129	CENTRAL AVE METALS	1400 CENTRAL AVE	CHARLOTTE	Evaluation Pending
NONCD0003195	CENTRAL AVE PESTICIDES AND VOCS	3512 & 3534 CENTRAL AVE	CHARLOTTE	Evaluation Pending
NCD046148540	CENTRAL TRANSPORT COMPANY	600 MELYNDA ROAD	CHARLOTTE	SPL
NONCD0003012	CHADBOURN GOTHAM, INC	JORDAN PL & DAVIDSON ST	CHARLOTTE	Evaluation Pending
NONCD0001478	CHARLOTTE AIRCRAFT #3	7705 EAST W.T. HARRIS BLVD	CHARLOTTE	Evaluation Pending
NONCD0001150	CHARLOTTE BATTERY	2926 YOUNGBLOOD ST	CHARLOTTE	SPL
NCD986188811	CHARLOTTE COAL GAS PLANT NO. 1	200 SOUTH COLLEGE STREET	CHARLOTTE	Evaluation Pending

NCD986188803	CHARLOTTE COAL GAS PLANT NO. 2	1400 SOUTH BOULEVARD	CHARLOTTE	Voluntary (AA)
NONCD0001480	CHARLOTTE DOUGLAS AIRPORT 7	5501 JOSH BIRMINGHAM PARKWAY	CHARLOTTE	Evaluation Pending
NCD024468597	CHARLOTTE STEEL DRUM	2900 WEST TRADE STREET	CHARLOTTE	SPL
NCD981861214	CHARLOTTE TRANSPORTATION TERMINAL	2246 OLD STEELE CREEK RD	CHARLOTTE	Voluntary (AA)
NONCD0001487	CHEMATRON	5216 HOVIS ROAD	CHARLOTTE	Evaluation Pending
NONCD0002907	CHEM-TEX (FRMR) AKA CLASSIC COFFEE	1016 & 1024 MONTANA DR	CHARLOTTE	Evaluation Pending
NCD986190239	CHEROKEE OIL	925 SOUTH SUMMIT AVE	CHARLOTTE	SPL
NCD980799019	CHEROKEE OIL	1201 BERRYHILL ROAD	CHARLOTTE	SPL
NONCD0002806	CHILDRESS DRY CLEANING/GREYLYN BUS PK	9101 MONROE RD	CHARLOTTE	Evaluation Pending
NONCD0001499	CHT FACILITY M-2 WAREHOUSE	5046 OLD PINEVILLE ROAD	CHARLOTTE	Evaluation Pending
NONCD0000041	CIBA-GEIGY	WESTINGHOUSE BLVD	CHARLOTTE	Voluntary (AA)
NONCD0001501	CIRCLE K 5111 - SOLVENTS	2833 FREEDOM DRIVE	CHARLOTTE	Evaluation Pending
NONCD0001206	CITY OF CHARLOTTE_DOT STREET MAINTENANCE	4600 SWEDEN RD	CHARLOTTE	Evaluation Pending
NONCD0002805	CITY OF CHARLOTTE-SCALEYBARK SITE	3610 SOUTH BLVD & CLANTON RD	CHARLOTTE	Evaluation Pending
NONCD0001507	CITY PLUMBING & HEATING CO	211 TUCKASEEGEE ROAD	CHARLOTTE	Evaluation Pending
NONCD0001509	CLAIRE MANUFACTURING	2120 NORTH CHURCH STREET	CHARLOTTE	Voluntary (AA)
NONCD0002994	CLARKSON STREET CONTAMINATION	908 S CLARKSON ST	CHARLOTTE	Evaluation Pending
NONCD0002845	CLAWSON RADIATOR (FORMER)	108 WEST PARK RD	CHARLOTTE	Evaluation Pending
NONCD0001515	CLINIPAD	7101 MACFARLANE BLVD	CHARLOTTE	Evaluation Pending
NCN000407830	CLOROX CHEMICAL	800 GESCO ST	CHARLOTTE	SPL
NONCD0001531	COMMERCE BUSINESS PARK	S. COMMERCE BLVD.	CHARLOTTE	Evaluation Pending
NONCD0003103	COMMONWEALTH AVENUE DRY CLEANERS	1809 COMMONWEALTH AVE	CHARLOTTE	Evaluation Pending
NCD003162500	CONSOLIDATED ENGRAVERS CORP.	311 E 12TH ST	CHARLOTTE	SPL
NCD130708126	CONSOLIDATED WAREHOUSE	8300 MOORES CHAPEL RD	CHARLOTTE	SPL
NONCD0001097	COPEES-VULCAN, INC	601 W SUMMIT AVE	CHARLOTTE	Voluntary (AA)
NONCD0003060	CORNELIUS ARTS CENTER	21328 - 21348 CATAWBA AVE	CORNELIUS	Evaluation Pending
NONCD0003179	CRAYTON PRINTING	2301, 2321, 2327 DISTRIBUTION	CHARLOTTE	Evaluation Pending
NONCD0003264	CRESCENT AVE AND PROVIDENCE ROAD PCE	CRESCENT AVE AND PROVIDENCE RD	CHARLOTTE	Evaluation Pending
NONCD0001563	CRESCENT EMC - CORNELIUS #2	18014 STATESVILLE ROAD	CORNELIUS	Evaluation Pending
NCD044447639	CROWN CENTRAL PETROLEUM CORP.	7720 MOUNT HOLLY ROAD	CHARLOTTE	SPL
NONCD0001572	CSX RAILROAD	SOUTH CEDAR STREET	CHARLOTTE	Evaluation Pending
NONCD0001181	CUMMINS ATLANTIC-DISTRIBUTORSHIP	3700 JEFF ADAMS DR	CHARLOTTE	NFA w/ Restrictions
NONCD0001182	CUMMINS ATLANTIC-GENERAL OFFICE BLDG	11101 NATIONS FORD RD	CHARLOTTE	Voluntary (AA)
NONCD0001586	DANA TRANSPORT FACILITY (FORMER)	7254 MT HOLLY RD	CHARLOTTE	Evaluation Pending
NCN000405052	DAVIDSON ASBESTOS	DEPOT,EDEN,SLOAN,WATSON&CRANE	DAVIDSON	Evaluation Pending
NONCD0003002	DELBURG STREET SOLVENTS	DELBURG ST 200-300 BLOCK	DAVIDSON	Evaluation Pending
NCD003149283	DELMAR COMPANY	3300 MONROE ROAD	CHARLOTTE	NFA
NONCD0003117	DENBUR DRIVE PCE	DENBUR DRIVE	CHARLOTTE	Evaluation Pending

NCD062567623	DIAMOND SHAMROCK CORP/HENKEL PROCES	3300 WESTINGHOUSE BLVD	CHARLOTTE	NFA
NONCD0001066	DIMETRICS INC	404 ARMOUR STREET	DAVIDSON	Evaluation Pending
NONCD0001607	DIRTY LAUNDRY CLEANERS (FORMER NIXON PRO	511, 513, 515 WEST TRADE STREE	CHARLOTTE	Evaluation Pending
NONCD0001608	DISCOVERY PLACE	301 N. TRYON STREET	CHARLOTTE	Evaluation Pending
NONCD0001610	DIVERSEY WATER TECHNOLOGIES	1201 SOUTH GRAHAM STREET	CHARLOTTE	Evaluation Pending
NONCD0001617	DIXIE TRUCKING - SOLVENTS	3606 NORTH GRAHAM STREET	CHARLOTTE	Evaluation Pending
NCD074518671	DOW CHEMICAL CORP/ALLIED CHEMICAL	202 E WOODLAWN RD, BLDG 2	CHARLOTTE	NFA
NCD981014517	DYNATECH	TOOMEY AVE	CHARLOTTE	SPL
NONCD0003146	EAST 36TH ST LEAD CONTAMINATION	430 E 36TH ST	CHARLOTTE	Evaluation Pending
NONCD0001657	EAST GIBBON ROAD	2727 AND 2731 EAST GIBBON ROAD	CHARLOTTE	Evaluation Pending
NONCD0002960	EASTWAY DRIVE & THE PLAZA SOLVENTS	EASTWAY DR & THE PLAZA	CHARLOTTE	Evaluation Pending
NCD024740433	EC MANUFACTURING	413 N. POLK STREET	PINEVILLE	SPL
NONCD0001119	EDWARDS PROPERTY FOUNDRY SAND	10209 ROZZELLE'S FERRY RD	CHARLOTTE	SPL
NONCD0001676	ELECTO-MEK	1412 WEST CRAIGHEAD ROAD	CHARLOTTE	Evaluation Pending
NONCD0001943	ELECTROLUX/WHITE CONSOLIDATED	MERRIMAN AVE	CHARLOTTE	Evaluation Pending
NONCD0003183	ELIZABETH AVE PCE	1609 ELIZABETH AVE	CHARLOTTE	Evaluation Pending
NONCD0001678	ELMWOOD CIRCLE	ELMWOOD CIRCLE	CHARLOTTE	Evaluation Pending
NONCD0001679	ELOX CORPORATION FACILITY	GRIFFITH STREET	DAVIDSON	Evaluation Pending
NCD091258806	ESB EXIDE CHARLOTTE SERVICE CTR.	3300 PIPER LN	CHARLOTTE	NFA
NONCD0001696	EXXON 4-3524 SOLVENTS	11208 INDEPENDENCE BLVD	CHARLOTTE	Evaluation Pending
NONCD0001698	F T WILLIAMS TRUCKING FACILITY	3001/3009 ROZZELLES FERRY ROAD	CHARLOTTE	Evaluation Pending
NONCD0001702	FAIRFAX PROPERTIES(FORMER REEVES)	8900 RESEARCH DRIVE	CHARLOTTE	Evaluation Pending
NONCD0000029	FLEET AEROSPACE CORP./AERONCA	BROOKFORD STREET	CHARLOTTE	NFA w/ Restrictions
NCD062553490	FLEET TRANSPORT CO., INC.	6712 FREEDOM DRIVE	CHARLOTTE	Evaluation Pending
NCD003154960	FLEMING LABORATORIES	2215 THRIFT ROAD	CHARLOTTE	SPL
NCD093340487	FLORIDA STEEL CORPORATION	LAKEVIEW RD	CHARLOTTE	NFA w/ Restrictions
NONCD0000075	FOAMEX/REEVES BROTHERS	18801 OLD STATESVILLE RD	CORNELIUS	SPL
NCN000409865	FORSHAW CHEMICALS	650 STATE ST	CHARLOTTE	SPL
NCD024473423	FROEHLING AND ROBERTSON, INC.	208 N GRAHAM ST	CHARLOTTE	NFA
NCD001871854	FRUEHAUF TRAILER CORPORATION	310 DALTON	CHARLOTTE	SPL
NONCD0001741	FULTON WELL	8501 OLD CONCORD ROAD	CHARLOTTE	Evaluation Pending
NONCD0001747	GAMBLE PALLET CO. (FORMER)	3320 GIBBON ROAD (FORMER ADDRE	CHARLOTTE	Evaluation Pending
NONCD0001755	GATEWAY VILLAGE	WEST TRADE STREET & N CEDAR	CHARLOTTE	Evaluation Pending
NONCD0001758	GEE'S FOOD STORE - SOLVENTS	3600 TUCKASEEGEE ROAD	CHARLOTTE	Evaluation Pending
NCD051322980	GENERAL ELECTRIC CO.	2328 THRIFT RD	CHARLOTTE	Voluntary (AA)
NCD081430258	GENERAL LATEX & CHEM CORP (OF NC)	2321 N. DAVIDSON ST	CHARLOTTE	NFA
NONCD0001229	GENERAL STEEL DRUM CORP	4500 SOUTH BLVD	CHARLOTTE	Evaluation Pending
NCD043679349	GENERAL TIRE & RUBBER CO	1900 CONTINENTAL BLVD	CHARLOTTE	Evaluation Pending

NONCD0001764	GENUINE PARTS COMPANY 1	124 ATANDO AVENUE	CHARLOTTE	Evaluation Pending
NONCD0001769	GERRARD TIRE	11252 LAWYERS ROAD	CHARLOTTE	Evaluation Pending
NCD980848766	GIBBS ELECTROPLATING	5210/5216 HOVIS ROAD	CHARLOTTE	SPL
NONCD0001022	GIBBS ELECTROPLATING - OLD LOCATION	2229 N DAVIDSON	CHARLOTTE	SPL
NONCD0001776	GLEN CLARENCE CLINE PROP (SOLVENTS)	11431 US HWY 29	CHARLOTTE	NFA
NONCD0001782	GM TRAINING CENTER	5500 N TRYON STREET	CHARLOTTE	Evaluation Pending
NONCD0001792	GRANITEVILLE TWO SITE	2508 LUCENA STREET	CHARLOTTE	Evaluation Pending
NONCD0002948	GREEN CROSS DRY CLEANERS	9101 MONROE RD; STE 100	CHARLOTTE	Evaluation Pending
NONCD0003110	GREENSBORO ST TCE	4101 GREENSBORO ST.	CHARLOTTE	Evaluation Pending
NONCD0001803	GRINNELL SUPPLY SALES 2	1431 W MOREHEAD ST	CHARLOTTE	Evaluation Pending
NONCD0000073	H. M. WADE FURNITURE	SOUTH GRAHAM STREET	CHARLOTTE	SPL
NONCD0001823	HANSARD DRIVE	132 HANSARD DRIVE & 109 LEE DR	CHARLOTTE	Evaluation Pending
NONCD0001219	HARLEE AVENUE CONTAMINATION	3701 HARLEE AVE	CHARLOTTE	Evaluation Pending
NONCD0000093	HARPER CORP. OF AMERICA	311 CROMPTON STREET	CHARLOTTE	NFA
NONCD0000087	HARPER CRAWFORD BAG CO.	401 PARKWOOD AVE	CHARLOTTE	NFA
NONCD0001835	HEATH WELL	2231 BELLMEADE ROAD	CHARLOTTE	Evaluation Pending
NONCD0001023	HEAVY EQUIPMENT SCHOOL	HEAVY EQUIPMENT ROAD	CHARLOTTE	SPL
NONCD0001836	HEFNER WELL	509 W. SUGAR CREEK	CHARLOTTE	Evaluation Pending
NONCD0001839	HENDERSON WELL	9744 IDLEWILD ROAD	CHARLOTTE	Evaluation Pending
NCD990715062	HENKEL CORPORATION	600 E SUGAR CREEK RD	CHARLOTTE	NFA
NONCD0001479	HERTRON INTERNATIONAL	306 CLANTON RD	CHARLOTTE	Evaluation Pending
NONCD0001864	HOMESTEAD	OLD MT HOLLY RD/WEST AVE	CHARLOTTE	Evaluation Pending
NCD986171957	HOSKINS MILL	201 S. HOSKINS MILL ROAD	CHARLOTTE	NFA
NONCD0003143	HOVIS RD SOIL CONTAMINATION	5205 HOVIS RD	CHARLOTTE	Evaluation Pending
NONCD0001878	HUGHS SUPPLY #0939	1927 SOUTH TRYON STREET	CHARLOTTE	Evaluation Pending
NONCD0001881	HUNTER AVENUE	HUNTER AVENUE	CHARLOTTE	Evaluation Pending
NONCD0001019	HUTTIG SASH AND DOOR COMPANY	1018 JAY STREET	CHARLOTTE	NFA
NONCD0001018	HWY 49 BATTERY DUMP	NC HIGHWAY 49	CHARLOTTE	SPL
NCD000623165	IBM CORPORATION	1001 W.T. HARRIS BLVD	CHARLOTTE	NFA
NCD053010724	ICI - AMERICAS, INC.	2130 N TRYON	CHARLOTTE	SPL
NONCD0002757	IDLEWILD RD CARBON TETRACHLORIDE	13101 IDLEWILD RD	MINT HILL	Evaluation Pending
NONCD0002006	INDEPENDENCE PROPERTY	3030 E INDEPENDENCE BLVD	CHARLOTTE	Evaluation Pending
NONCD0001893	INDUSTRIAL & TEXTILE SUPPLY	1300 S. MINT STREET	CHARLOTTE	Evaluation Pending
NONCD0001894	INDUSTRIAL DRIVE	1100 INDUSTRIAL DR	MATTHEWS	Evaluation Pending
NONCD0001895	INDUSTRIAL DYNAMICS CORP. (IDC)	536 JETTON ST	DAVIDSON	Evaluation Pending
NCD990868168	INMONT CORP/BASF CORPORATION	1701 W WESTINGHOUSE BLVD	CHARLOTTE	SPL
NONCD0001909	INTERSTATE N. BUS. PRK	2200 & 2233 INTERSTATE N. DRIV	CHARLOTTE	Evaluation Pending
NCD081332900	INX (FORMER) FACILITY	3200 & 3210 CULLMAN AVE	CHARLOTTE	SPL

NCD980518211	IRT/IBM CORPORATION	4101 S I-85	CHARLOTTE	SPL
NONCD0001917	JAMGOTCH WELL	4640 RANDOLPH ROAD	CHARLOTTE	Evaluation Pending
NONCD0002794	JET LINE PRODUCTS, INC	720 MATTHEWS MINT HILL RD	MATTHEWS	NFA
NONCD0001932	JOHN PLUMIDES	4642 SHARON VIEW ROAD	CHARLOTTE	Evaluation Pending
NONCD0000085	JONES & PRESNELL STUDIO	433 LAWTON ROAD	CHARLOTTE	SPL
NCD002462414	JONES CHEMICALS INC. OF NORTH CAROLI	610 MCNINCH STREET	CHARLOTTE	NFA
NONCD0001938	JONES ELECTRIC REPAIR CO	4251 GOLF ACRES DR	CHARLOTTE	Evaluation Pending
NONCD0001946	KAISER FLUID TECHNOLOGIES	530 EAST SUGAR CREEK ROAD	CHARLOTTE	Evaluation Pending
NONCD0003069	KALE BINDEX INC	HAWKINS AND DOGGETT STREETS	CHARLOTTE	Evaluation Pending
NCD980729545	KELLY ROAD/BAILEY PROPERTY	2905 KELLY RD	CHARLOTTE	NFA
NONCD0001954	KFC - UNIVERSITY PARK SHOPPING CENTER	2121 BEATTIES FORD ROAD	CHARLOTTE	Evaluation Pending
NCD981927908	KIDD LANE BATTERY DISPOSAL	3607 KIDD LANE	CHARLOTTE	NFA
NONCD0001956	KILDARE DRIVE SITE	KILDARE DRIVE	CHARLOTTE	Evaluation Pending
NCD097361018	KIN PROPERTIES ABANDONED DRUMS	920 EASTWAY DRIVE	CHARLOTTE	Voluntary (AA)
NONCD0001962	KITTY DRIVE	4126 KITTY DRIVE	CHARLOTTE	Evaluation Pending
NONCD0001665	KMART AUTO SERVICE FACILITY (FRMER)	2609 FREEDOM DR	CHARLOTTE	Evaluation Pending
NCD093344133	KOPPERS COMPANY, INC/KOCH ASPHALT	8030 OLD MOUNT HOLLY RD	PAW CREEK	NFA
NONCD0001973	KYSOR-MICH. FLEET DIVISION	5019 HOVIS ROAD	CHARLOTTE	Evaluation Pending
NC0001329507	LAKE WYLIE PARTNERS, LLC	MALLARANNY & OUTWELL ROAD	CHARLOTTE	NFA
NONCD0003169	LAKEFILL ROAD CONTAMINATION	LAKEFILL RD	CHARLOTTE	Evaluation Pending
NONCD0001982	LAWYERS ROAD WELLS	12315 LAWYERS ROAD	CHARLOTTE	Evaluation Pending
NONCD0001983	LB FOSTER (FORMER)	1625 & 1701 STARITA ROAD	CHARLOTTE	Evaluation Pending
NONCD0002009	LINDE GASES, FORMER	2810 WEST TRADE STREET	CHARLOTTE	Evaluation Pending
NONCD0002011	LITTON-AIRTRON	1201 CONTINENTAL BLVD.	CHARLOTTE	Evaluation Pending
NONCD0002012	LIVINGSTONE COATINGS CORPORATION	240 RHYNE ROAD	CHARLOTTE	Evaluation Pending
NONCD0002584	LYNX LIGHT RAIL LINE/CHARLOTTE TRANSP	210 E TRADE ST	CHARLOTTE	Evaluation Pending
NONCD0002022	LYONS RESIDENCE	3800 GLENWOOD DRIVE	CHARLOTTE	Evaluation Pending
NONCD0002024	MAGLA PRODUCTS 1	404 NORTH CHURCH STREET	HUNTERSVILLE	Evaluation Pending
NCD062552989	MALLARD CREEK RD/UNION OIL CO OF CA	14700 MALLARD CREEK RD	CHARLOTTE	Voluntary (AA)
NONCD0001144	MAMMOTH OAKS WATER SUPPLY WELL	MAMMOTH OAKS DR	CHARLOTTE	Evaluation Pending
NONCD0002300	MARGARET WALLACE ROAD SITE	3534 MARGARET WALLACE RD	MATTHEWS	Evaluation Pending
NONCD0000095	MARKEM CORPORATION	11401 WILMAR BOULEVARD	CHARLOTTE	NFA
NONCD0001498	MARSHALL AVE PCE	3616 MARSHALL AVENUE	CHARLOTTE	Evaluation Pending
NONCD0001151	MATTHEWS BLDG SUPPLY/ESTUL TOOL	215 AMES ST	MATTHEWS	SPL
NONCD0002046	MATTHEWS COUNTRY CLUB	465 SAM NEWELL ROAD	MATTHEWS	Evaluation Pending
NONCD0002055	MCKELVEY NITRATES	6148 ST JOHNS LANE	CHARLOTTE	Evaluation Pending
NONCD0002056	MCLEAN ROAD	2532 MCLEAN ROAD	CHARLOTTE	Evaluation Pending
NCD986189983	MECKLENBURG CO. OIL SPILL BASIN CREE	626 MILLER STREET	CHARLOTTE	NFA

NONCD0002820	MELATEX INC (FORMER MELODY CHEMICALS)	3818 NORTHMORE ST	CHARLOTTE	Evaluation Pending
NONCD0002062	MERIDIAN CORPORATE CENTER	8501 IBM DRIVE	CHARLOTTE	NFA
NCD086861770	METAL IMPROVEMENT COMPANY	10000 OLD PINEVILLE RD	PINEVILLE	NFA
NONCD0001106	MICROTRON ABRASIVES, INC	10424 RODNEY ST	PINEVILLE	SPL
NONCD0001175	MIDTOWN SQUARE VALET DRY CLEANERS	401 S INDEPENDENCE BLVD	CHARLOTTE	SPL
NONCD0003094	MINT ST TCE CONTAMINATION	1500 BLOCK S MINT ST	CHARLOTTE	Evaluation Pending
NONCD0001041	MITCHELL & BECKER	1928 SOUTH BOULEVARD	CHARLOTTE	NFA
NONCD0003134	MONROE RD ORGANICS	4726 MONROE RD	CHARLOTTE	Evaluation Pending
NONCD0002574	MONROE RD PCE CONTAMINATION	4102 MONROE ROAD	CHARLOTTE	Evaluation Pending
NONCD0003109	MONROE RD VOCS	3412 MONROE RD	CHARLOTTE	Evaluation Pending
NCD024481848	MORELAND MCKESSON COMPANY	7901 BROOKSHIRE BOULEVARD	CHARLOTTE	NFA
NONCD0002807	MORNINGSIDE VILLAGE APTS	1418/1420 IRIS DR	CHARLOTTE	Evaluation Pending
NONCD0002101	MOUNT HOPE FACILITY	2000 DONALD ROSS ROAD	CHARLOTTE	NFA
NONCD0003189	MOUNTAIN POINT LN PCE	MOUNTAIN POINT LN	CHARLOTTE	Evaluation Pending
NONCD0002111	MYERS WELL	14217 SPRINGWATER DRIVE	MATTHEWS	Evaluation Pending
NONCD0003124	N COLLEGE ST METALS IN GW	300 N COLLEGE ST	CHARLOTTE	Evaluation Pending
NONCD0003249	N TRYON STREET VOCS	2231 N TRYON ST	CHARLOTTE	Evaluation Pending
NONCD0002112	N. TRYON MALL (CLEANING)	451 E SUGAR CREEK RD	CHARLOTTE	Evaluation Pending
NONCD0002490	NATIONAL FLEET SUPPLY	6613 STATESVILLE RD	CHARLOTTE	Voluntary (AA)
NONCD0002119	NATIONAL TRANSPORT #2	601 JOHNSON ROAD	CHARLOTTE	Evaluation Pending
NONCD0002121	NATIONS BANK - SOLVENT	201 NORTH TRYON STREET	CHARLOTTE	Evaluation Pending
NONCD0002159	NCDOT ASPHALT SITE #14	OLD NATIONS FORD RD	PINEVILLE	Evaluation Pending
NONCD0002160	NCDOT ASPHALT SITE #17/BLYTHE DEVELOPMEN	OFF OF ERVIN LANE - 9510 RODNE	PINEVILLE	Evaluation Pending
NONCD0002161	NCDOT ASPHALT SITE #2 (CROWDER CONST)	CROWDER CONST, HWY 16, 6433 BR	CHARLOTTE	Evaluation Pending
NONCD0002170	NCDOT ASPHALT SITE #5 (REA CONSTRUCTION)	1220 NORTH WENDOVER ROAD	CHARLOTTE	Evaluation Pending
NONCD0002171	NCDOT ASPHALT SITE #56/BLYTHE IND.	2911 NORTH GRAHAM STREET	CHARLOTTE	Evaluation Pending
NONCD0002172	NCDOT ASPHALT SITE #57 - REA CONSTRUCTIO	2701 YOUNGBLOOD COURT	CHARLOTTE	Evaluation Pending
NONCD0002174	NCDOT ASPHALT SITE #67	11333 REAMES ROAD	CHARLOTTE	Evaluation Pending
NONCD0002158	NCDOT ASPHALT SITE NO 13_REA CONTSR	6001 OLD DOWD ROAD	CHARLOTTE	Evaluation Pending
NONCD0002177	NCDOT BRIDGE 108	GRAHAM STREET BRIDGE OVER RR T	CHARLOTTE	Evaluation Pending
NONCD0002179	NCDOT DIV 10 FACILITY (FORMER)	1119 E SUGAR CREEK RD	CHARLOTTE	Evaluation Pending
NONCD0002324	NCDOT PROPERTY-PARCEL 7B	510 W 4TH ST	CHARLOTTE	Evaluation Pending
NONCD0003154	NEBEL KNITTING	121 WEST BLVD	CHARLOTTE	Evaluation Pending
NONCD0003286	NISBET MARINE MART	1320 AND 1328 S TRYON ST	CHARLOTTE	Evaluation Pending
NONCD0002204	NIVENS PROPERTY	3022 GRIFFITH STREET	CHARLOTTE	Evaluation Pending
NONCD0003034	NORFOLK SOUTHERN INTERMODAL	325 PARKWOOD AVE	CHARLOTTE	Evaluation Pending
NONCD0002211	NORFOLK SOUTHERN RAILWAY-SOLVENT-UNIQEMA	2100 NORTH TRYON ST.	CHARLOTTE	Evaluation Pending
NONCD0003083	NORTH GRAHAM ST SOLVENTS	4227 N GRAHAM ST	CHARLOTTE	Evaluation Pending

NONCD0002232	OLD COLONIAL MARBLE	9943 PACKARD ST	PINEVILLE	Evaluation Pending
NCD986172518	OLD MOUNT HOLLY ROAD PCE SITE	OLD MT HOLLY RD & FREEDOM DR	CHARLOTTE	SPL
NONCD0001333	OMNISOURCE SE/ATLANTIC SCRAP & PROCESS	410 ATANDO AVE	CHARLOTTE	Evaluation Pending
NONCD0002243	ORR ROAD (RESIDENTIAL)	ORR ROAD	CHARLOTTE	Evaluation Pending
NONCD0000098	OZONIC INTERNATIONAL	2033 SOUTH BOULEVARD	CHARLOTTE	NFA
NONCD0001604	P-3800 CHARLOTTE RAIL MULTIMODAL STATION	511 W TRADE ST	CHARLOTTE	Evaluation Pending
NCD000828905	PACKAGE PRODUCTS COMPANY	1930 CAMDEN RD	CHARLOTTE	NFA
NONCD0002256	PALOMINO CLUB	9607 ALBEMARLE ROAD	CHARLOTTE	Evaluation Pending
NONCD0002260	PANTRY 824 SOLVENTS	8925 NATIONS FORD ROAD	CHARLOTTE	Evaluation Pending
NONCD0002270	PARKER NALL WELL	8702-B STATESVILLE RD	CHARLOTTE	Evaluation Pending
NCD053010732	PARKS-CRAMER COMPANY	2000 S BLVD	CHARLOTTE	SPL
NONCD0002976	PARKWOOD STATION	1721 N CALDWELL ST	CHARLOTTE	Evaluation Pending
NONCD0002506	PAWLEY DRIVE CONTAMINATION	312 PAWLEY DRIVE	CHARLOTTE	Evaluation Pending
NCD055162069	PELTON & CRANE PLANT (FORMER)	200 CLANTON ROAD	CHARLOTTE	Voluntary (AA)
NONCD0002287	PEOPLES CLEANERS	1930 BEATTIES FORD ROAD	CHARLOTTE	Evaluation Pending
NONCD0002810	PEP BOYS 150	9415 E INDEPENDENCE BLVD	MATTHEWS	NFA
NONCD0002293	PERFECTING SERVICE DIVISION	332 ATANDO AVENUE	CHARLOTTE	Evaluation Pending
NONCD0003044	PERFECTION DRY CLEANER & LAUNDRY	1423 E 4TH ST	CHARLOTTE	Evaluation Pending
NONCD0002294	PERIGON	107 INDUSTRIAL DRIVE	MATTHEWS	Evaluation Pending
NONCD0002296	PETROLEUM TANK SERVICE #2	7335 ORR ROAD	CHARLOTTE	Evaluation Pending
NONCD0003005	PHILEMON AVE SITE	E CRAIGHEAD RD & PHILEMON AVE	CHARLOTTE	Evaluation Pending
NCD980558779	PHOENIX RESOURCES, INC.	1373 E MOREHEAD STREET	CHARLOTTE	NFA
NCD059144188	PHOTO CORPORATION OF AMERICA	801 CRESTDATEL AVE	MATTHEWS	NFA
NCD066309113	PIEDMONT HEAT TREATING CORP	3311 GRIFFITH STREET	CHARLOTTE	NFA
NONCD0002310	PINE ISLAND DRIVE	10135 LITTLE FIELD RD	CHARLOTTE	Evaluation Pending
NONCD0000069	PLANK ROAD/UNION CARBIDE	OLD PLANK RD	CHARLOTTE	NFA
NONCD0003217	POLK STREET CONTAMINATION	311, 313, & 315 N POLK ST	PINEVILLE	Evaluation Pending
NONCD0002327	POWELL LUMBER COMPANY	CROMPTON STREET	CHARLOTTE	Evaluation Pending
NCD000613273	PRAXAIR SURFACE TECHNOLOGIES	8501 OLD STATESVILLE RD	CHARLOTTE	Voluntary (AA)
NONCD0002331	PRIME EQUIPMENT COMPANY	1901 SOUTH TRYON STREET	CHARLOTTE	Evaluation Pending
NONCD0002912	PRIMROSE AVE PCE CONTAMINATION	2310 OLD STEELE CREEK RD	CHARLOTTE	Evaluation Pending
NONCD0001000	PRINTING TECHNOLOGY	1009 CARPET STREET	CHARLOTTE	NFA
NONCD0002348	QUALEX	2519 DISTRIBUTION STREET	CHARLOTTE	Evaluation Pending
NONCD0002991	QUARLES PETROLEUM-WEST CRAIGHEAD RD	1509 W CRAIGHEAD RD	CHARLOTTE	Evaluation Pending
NCD079045027	QUEENS PROPERTY	RESEARCH DRIVE	CHARLOTTE	NFA
NONCD0003074	R AND R CLEANERS	3601 S TRYON ST	CHARLOTTE	Evaluation Pending
NONCD0002356	R.H. BOULIGNY #2	2320 NORTH DAVIDSON STREET	CHARLOTTE	Evaluation Pending
NCD003149663	RADIATOR SPECIALTY COMPANY	1900 WILKINSON BLVD	CHARLOTTE	SPL

NONCD0002369	RAMSEY PRODUCTS	3701 PERFORMANCE ROAD	CHARLOTTE	Evaluation Pending
NONCD0002373	RANGER TRANSPORT WELL	6624 LAKEVIEW RD	CHARLOTTE	Evaluation Pending
NONCD0001201	REEVES BROTHERS-BAILEY RD DUMP	BAILEY RD	CORNELIUS	NFA w/ Restrictions
NCD000773663	REICHHOLD CHEMICAL, INC.	DORMAN ROAD	PINEVILLE	NFA
NONCD0003295	REMOUNT RD FIRE PIT	2203 REMOUNT RD	CHARLOTTE	NFA
NONCD0002099	REVERDY LANE SOLVENTS	REVERDY LANE	MATTHEWS	NFA
NONCD0002390	REXAM FACILITY, FORMER	700 CRESTDALE ROAD	MATTHEWS	Evaluation Pending
NONCD0002392	REYNOLDS & SON CONSTRUCTION	11401 LAWYERS ROAD	MINT HILL	Evaluation Pending
NONCD0002397	RHYNE ROAD	RHYNE ROAD	CHARLOTTE	Evaluation Pending
NCN000410302	RIDGE LANE RD DIELDRIN CONTAMINATION	RIDGE LANE RD	CHARLOTTE	Evaluation Pending
NONCD0002593	RJS/STS, LLC PROPERTY-PARCEL 32	1320 S GRAHAM ST	CHARLOTTE	Evaluation Pending
NONCD0002419	ROHM & HAAS	215 LAWTON ROAD	CHARLOTTE	Evaluation Pending
NONCD0002423	ROUNTREE PLANTATION GARDEN CENTER	517 ROUNTREE ROAD	CHARLOTTE	Evaluation Pending
NCD980838379	ROWE CORP PROPERTY/BOULIGNY SITE	433 W MOREHEAD ST	CHARLOTTE	SPL
NONCD0003170	ROZZELLES FERRY RD PCE	BUNGALOW & ROZZELLES FERRY RD	CHARLOTTE	Evaluation Pending
NONCD0002433	RYERSON FACILITY, FORMER	5435 HOVIS ROAD	CHARLOTTE	Evaluation Pending
NONCD0002295	SAINT FRANCES DRIVE CONTAMINATION	5916 SAINT FRANCES DRIVE	CHARLOTTE	Evaluation Pending
NCD000609859	SCA CHEMICAL SERVICES, INC.	WAS NEVER BUILT	CHARLOTTE	NFA
NCN000410441	SCERCY WELL/ROBINWOOD DR	5101 ROBINWOOD DRIVE	CHARLOTTE	Evaluation Pending
NCD093338119	SCM CORP. GLIDDEN COATINGS & RESINS	3926 GLENWOOD DRIVE	CHARLOTTE	SPL
NONCD0002456	SEARS 8075 SOLVENTS	11407 GRANITE ST	CHARLOTTE	Evaluation Pending
NONCD0003288	SERVICEMASTER FOX ASSOCIATES	3638 AND 3642 TRYCLAN DR	CHARLOTTE	Evaluation Pending
NONCD0003259	SHOP TOWEL RENTALS	216 W 24TH ST	CHARLOTTE	Evaluation Pending
NONCD0002472	SIDES RESIDENCE	336 FIELDING ROAD	CHARLOTTE	Evaluation Pending
NONCD0001002	SIGNART		CHARLOTTE	NFA
NCD083678631	SINCLAIR AND VALENTINE CO.	515 S TURNER AVE	CHARLOTTE	NFA w/ Restrictions
NCD024488025	SMITH METAL & IRON COMPANY	712 W 3RD ST	CHARLOTTE	NFA
NONCD0002488	SONOCO CARTON FACILITY, FORMER	8800 SOUTH BOULEVARD	CHARLOTTE	NFA
NONCD0003261	SOUTH AND HOLLIS LOSO	SOUTH BLVD & HOLLIS RD	CHARLOTTE	Evaluation Pending
NONCD0001994	SOUTH BOULEVARD SOLVENT CONTAMINATION	3000 BLOCK SOUTH BOULEVARD	CHARLOTTE	Evaluation Pending
NONCD0003287	SOUTH END BUSINESS PARK	CLANTON RD AND S TRYON ST	CHARLOTTE	Evaluation Pending
NONCD0003262	SOUTH GRAHAM TOWER	401 SOUTH GRAHAM ST	CHARLOTTE	Evaluation Pending
NONCD0003263	SOUTH TRYON COMMERCIAL	2027 S TRYON ST	CHARLOTTE	Evaluation Pending
NONCD0003163	SOUTH TRYON STREET PCE	4500 SOUTH TRYON ST	CHARLOTTE	NFA
NCD024488355	SOUTHEASTERN EXTERMINATING CO.	4037 E INDEPENDENCE BLVD	CHARLOTTE	NFA
NCD980728620	SOUTHEASTERN POLLUTION CONTROL		PINEVILLE	NFA
NONCD0002497	SOUTHERN CAST	801 PECAN AVENUE	CHARLOTTE	Evaluation Pending
NCD990715658	SOUTHERN MANUFACTURING, INC.	1000 SEABOARD ST	CHARLOTTE	SPL



NONCD0002500	SOUTHERN METALS - SOLVENTS	2200 DONALD ROSS ROAD	CHARLOTTE	Evaluation Pending
NONCD0003152	SOUTHERN RESOURCES SCRAP METAL	3826 RALEIGH STREET	CHARLOTTE	Evaluation Pending
NONCD0001003	SOUTHLAND	4450 SOUTH BOULEVARD	CHARLOTTE	NFA
NONCD0003209	SOUTHSIDE DR TCE	101 AND 117 SOUTHSIDE DR	CHARLOTTE	Evaluation Pending
NONCD0001076	SOUTHSIDE INVESTMENTS LLC	2222 SOUTH BLVD	CHARLOTTE	SPL
NCD986205953	SOUTHWOOD CORPORATION	4700 WESTINGHOUSE BLVD	CHARLOTTE	Evaluation Pending
NONCD0002520	SPEIZMAN PROPERTY	4801 SILABERT AVENUE	CHARLOTTE	Evaluation Pending
NONCD0001384	STANDARD UNIFORM	600 PHILLIP DAVIS DR	CHARLOTTE	Evaluation Pending
NONCD0002540	STEELE CREEK AND SAM NEELY RDS	STEELE CREEK & SAM NEELY RDS	CHARLOTTE	Evaluation Pending
NONCD0001549	STORK PRINT AMERICANA	3201 ROTARY DR	CHARLOTTE	Evaluation Pending
NCD083669952	STORY BURIAL AREAS/UNION CHEMICAL	6101 ORR ROAD	CHARLOTTE	Voluntary (AA)
NONCD0001101	STRONGHAVEN WAREHOUSE	433 EAST JOHNS ST	MATTHEWS	Voluntary (AA)
NCD980503155	SUMMIT AVENUE SITE	420 SOUTH SUMMIT AVE	CHARLOTTE	NFA
NONCD0002560	SUNOCO #4-1475 - SOLVENTS	1138 N TRYON STREET	CHARLOTTE	Evaluation Pending
NONCD0002325	SUNSET DRIVE SOLVENTS	SUNSET DR	MINT HILL	Evaluation Pending
NONCD0002563	SUPERIOR INK COMPANY	4820 ROZZELLS FERRY ROAD	CHARLOTTE	Evaluation Pending
NONCD0002568	SWARTZ & SONS (SMITH METAL & IRON W	W. 3RD AND CEDAR	CHARLOTTE	Evaluation Pending
NONCD0001354	SWEDEN RD PCE	4710 & 4746 SWEDEN RD	CHARLOTTE	Evaluation Pending
NCD981921083	SWIFT ADHESIVES	9724 INDUSTRIAL DRIVE	PINEVILLE	SPL
NCD980557763	SWIFT ADHESIVES & COATINGS/CHARLOTTE	2917 YOUNGBLOOD STREET	CHARLOTTE	NFA
NONCD0003289	TARMAC VIRGINIA	3934 RALEIGH ST	CHARLOTTE	Evaluation Pending
NONCD0002583	TAYLOR SALT & CHEMICAL 2	3915 GLENWOOD DRIVE	CHARLOTTE	Evaluation Pending
NONCD0002585	TEMCO (FORMER VENTRA)	2711 WILKINSON BLVD	CHARLOTTE	Evaluation Pending
NONCD0001927	TENNECO ALBEMARLE & LAWYERS RD CT/PCE	7008 ALBEMARLE RD	CHARLOTTE	Evaluation Pending
NONCD0001504	TERMINEX OF CHARLOTTE	2001 S TRYON ST	CHARLOTTE	Evaluation Pending
NONCD0000011	TERRELL MACHINE SHOP	3000-3030 SOUTH BLVD	CHARLOTTE	SPL
NCD046148318	TEXACO INC/PAW CREEK	410 SADLER RD	CHARLOTTE	SPL
NCD000770016	TEXAS CITY REFINING COMPANY	7325 OLD MT HOLLY RD	PAW CREEK	Evaluation Pending
NONCD0000074	TEXTILE CHEMICAL FACILITY	GRAHAM STREET	CHARLOTTE	SPL
NONCD0002589	THIRD AND CHURCH STREET	THIRD AND CHURCH STREET	CHARLOTTE	Evaluation Pending
NONCD0002591	THOMAS CONCRETE	3701 N GRAHAM STREET	CHARLOTTE	Evaluation Pending
NCD095470332	THONIT A SIMMONS COMPANY	11900 STEELE CREEK ROAD	CHARLOTTE	SPL
NONCD0002600	TILLET CHEMICAL, INC.	316 COLLEGE STREET	PINEVILLE	Evaluation Pending
NCD981478480	TODDVILLE OPERATIONS/DUKE POWER	610 TODDVILLE ROAD	CHARLOTTE	NFA
NCD986231967	TOM SADLER ROAD WELLS	TOM SADLER RD	CHARLOTTE	SPL
NONCD0002609	TOMMYS AUTOMOTIVE - SOLVENTS	6000 THE PLAZA	CHARLOTTE	Evaluation Pending
NONCD0002611	TOWN CENTER PROJECT	20101 N MAIN ST	CORNELIUS	Evaluation Pending
NONCD0002618	TRADEMART ASSOC UNITED PROP	500 BLOCK S COLLEGE STREET	CHARLOTTE	Evaluation Pending

NONCD0002620	TRANE SERVICE FIRST	4500 MORRIS FIELD DRIVE	CHARLOTTE	Evaluation Pending
NONCD0000088	TRANS TECHNOLOGY	5535 WILKINSON BLVD	CHARLOTTE	SPL
NONCD0003142	TRYON AND MATHESON PCE CONTAMINATION	110 MATHESON AVE	CHARLOTTE	Evaluation Pending
NONCD0003128	TRYON STREET TCE	2321 SOUTH TRYON ST	CHARLOTTE	Evaluation Pending
NC0001290667	TRYON STREET U-HAUL	1224 NORTH TRYON STREET	CHARLOTTE	NFA
NCD980844336	UNION CARBIDE BATTERY	5400 HOVIS ROAD	CHARLOTTE	SPL
NCD000623207	UNION CARBIDE-LINDE DIVISION	6017 BELHAVEN BLVD	CHARLOTTE	NFA
NCD000609982	UNION OIL CO. SE TERM/PAW CREEK	7300 OLD MT HOLLY RD	PAW CREEK	Evaluation Pending
NONCD0002895	UNITED SCRAP, INC.	3600 PRIMROSE AVE	CHARLOTTE	Evaluation Pending
NONCD0002654	UNIVERSAL STAINLESS	10801 NATIONS FORD ROAD	PINEVILLE	Evaluation Pending
NONCD0002656	UNOCAL - GOODRICH	12040 GOODRICH DRIVE	CHARLOTTE	Voluntary (AA)
NONCD0002657	US AIRWAYS MAINTENANCE FACILITY	5020 HANGAR ROAD	CHARLOTTE	Evaluation Pending
NC6210022905	USA RESERVE XVIII AIRBORNE CORPS	1300 WESTOVER DR	CHARLOTTE	NFA
NC3210021330	USA RESERVE XVIII AIRBORNE CORPS	1412 WESTOVER DR	CHARLOTTE	NFA
NONCD0000003	VAN WATERS & ROGERS	ATANDO INDUSTRIAL PARK	CHARLOTTE	SPL
NONCD0003132	VERMEER ALL ROADS	201 CROMPTON ST	CHARLOTTE	Evaluation Pending
NONCD0002674	VIRGINIA CAROLINA FREIGHT LINES #2	710 CALVERT STREET	CHARLOTTE	Evaluation Pending
NONCD0002675	VIRKLER CO. PLANT	1022 PRESSLEY ROAD	CHARLOTTE	Evaluation Pending
NONCD0002686	WAHLRAB RESIDENCE	3040 SHAMROCK DRIVE	CHARLOTTE	Evaluation Pending
NONCD0002690	WALDON ROAD	WALDON ROAD & KIKER ROAD	CHARLOTTE	Evaluation Pending
NONCD0002697	WARREN ROAD	WARREN ROAD - NEAR CHAR-DOUG A	CHARLOTTE	Evaluation Pending
NONCD0001037	WEST BLVD	224 & 228 WEST BLVD	CHARLOTTE	Evaluation Pending
NONCD0003145	WEST CARSON GROUNDWATER CONTAMINATION	308 WEST CARSON BLVD	CHARLOTTE	Evaluation Pending
NONCD0002705	WEST LIDDELL ST	235 WEST LIDDELL STREET	CHARLOTTE	Evaluation Pending
NONCD0003090	WEST MOREHEAD II PCE IN GROUNDWATER	2100 TO 2200 W MOREHEAD ST	CHARLOTTE	Evaluation Pending
NONCD0001091	WEST MOREHEAD ST PESTICIDE	147 W MOREHEAD ST	CHARLOTTE	NFA
NONCD0003093	WEST MOREHEAD TCE IN GROUNDWATER	1300 W MOREHEAD ST	CHARLOTTE	Evaluation Pending
NONCD0003111	WEST TREMONT CONTAMINATION	511 AND 527 WEST TREMONT AVE	CHARLOTTE	Evaluation Pending
NONCD0002708	WESTINGHOUSE & CORDAGE	WESTINGHOUSE BV & CORDAGE ST V	CHARLOTTE	Evaluation Pending
NONCD0000026	WESTINGHOUSE DISTRIBUTION CENTER	2001 W MOREHEAD ST	CHARLOTTE	NFA
NONCD0002709	WESTOVER SHOPPING CENTER	1506 - 1550 WEST BOULEVARD	CHARLOTTE	Evaluation Pending
NONCD0002724	WILGROVE EXPRESS - SOLVENTS	10102 ALBEMARLE ROAD	CHARLOTTE	Evaluation Pending
NONCD0002725	WILGROVE MOBILE HOME PARK	ALBEMARLE RD	CHARLOTTE	Evaluation Pending
NONCD0003131	WILKINSON BLVD METALS	3015 WILKINSON BLVD	CHARLOTTE	Evaluation Pending
NONCD0003126	WILKINSON BLVD PCE	2601 AND 2613 WILKINSON BLVD	CHARLOTTE	Evaluation Pending
NCD003151651	WILLARD SMELTING CO.	101 NEWBERN ST	CHARLOTTE	SPL
NONCD0003161	WINONA STREET CONTAMINATION	131 WINONA ST	CHARLOTTE	Evaluation Pending
NCD024477556	WINSTON CONTAINER COMPANY	4732 MORRIS FIELD RD	CHARLOTTE	SPL

	NONCD0002753	WOODLAWN CENTER PROPERTY	1600 WOODLAWN ROAD	CHARLOTTE	Evaluation Pending
	NONCD0002756	WOODWARD NITRATES	19714 STOUGH FARM ROAD	CORNELIUS	Evaluation Pending
	NONCD0002760	WORTH CHEMICAL	818 TUCKASEEGEE ROAD	CHARLOTTE	Evaluation Pending
	NONCD0002890	YARDS AT NODA	400 E 33RD ST	CHARLOTTE	Evaluation Pending
	NONCD0002771	YELLOW FREIGHT SYSTEM 3	11001 REAMES ROAD	CHARLOTTE	Evaluation Pending
	NONCD0001051	YUASA-EXIDE DISTRIBUTION CTR	3713 N. DAVIDSON ST.	CHARLOTTE	NFA
MITCHELL					
	NONCD0000028	CAROLINA P&L CO. SPRUCE PINE	MOUNTAIN LAUREL DR	SPRUCE PINE	NFA
	NCD986188795	CARTERS RIDGE ROAD SITE	CARTER'S RIDGE ROAD	SPRUCE PINE	NFA
	NCD986171171	ETHAN ALLEN-SPRUCE PINE	200 ETHAN ALLEN DRIVE	SPRUCE PINE	NFA
	NCD024817827	HENREDON FURNITURE	ALTAPASS ROAD	SPRUCE PINE	NFA
	NCD981929375	HUMPBACK MOUNTAIN ROAD DRUM	4 MI EAST OF SPRUCE PINE	SPRUCE PINE	NFA
	NCD991277724	MITCHELL SYSTEMS, INC.	ALTAPASS RD	SPRUCE PINE	SPL
	NONCD0002950	UNIMIN CRYSTAL PLANT	136 CRYSTAL DR	SPRUCE PINE	Evaluation Pending
MONTGOMERY					
	NONCD0002862	ALCOA SHOOTING RANGE	TUCKERTOWN RD		NFA
	NONCD0001081	ALCOA-NARROWS POWERHOUSE	PINE STREET		NFA
	NONCD0001476	CHAPPEL FARM SITE	228 SULFER SPRINGS RD	CANDOR	Evaluation Pending
	NONCD0003177	MT GILEAD COTTON OIL CO	299 INDUSTRY AVE	MOUNT GILEAD	Evaluation Pending
	NONCD0002106	MULLINEX GROCERY	3079 HIGHWAY 109	TROY	Evaluation Pending
	NCD054284518	STANDARD PACKAGING CORPORATION	5465 NC HWY 73 W	MT GILEAD	NFA
MOORE					
	NONCD0002857	ABERDEEN FLORIST & GARDEN CENTER	500 S SANDHILLS BLVD	ABERDEEN	SPL
	NONCD0003115	BREWERS REPAIR SHOP	8325 NC HWY 705	EAGLE SPRINGS	Evaluation Pending
	NCD048181218	CAROLINA GALVANIZING CORP.	HWY 221 E	ABERDEEN	SPL
	NONCD0001528	COLONIAL ABRASIVES	312 SOUTH PINE STREET	ABERDEEN	Evaluation Pending
	NONCD0001716	FIRST BANK PROPERTY-OLD DUMP	OFF HWY 211	PINEHURST	Evaluation Pending
	NCD060291051	HOW ENTERPRISES	TAYLOR STREET	ABERDEEN	NFA
	NCD144192606	PARKER-ZENITH	160 TAYLOR ST	ABERDEEN	SPL
	NCD060306727	RICHARDS, WC COMPANY, INC.	101 EAST MAPLE STREET	ABERDEEN	SPL
	NONCD0000064	ROY F. BURT ENTERPRISES	HWY 15/501	CARTHAGE	NFA
	NCD003234549	SCM PROCTOR SILEX/WEAREVER	575 YADKIN RD	SOUTHERN PINES	Voluntary (AA)
	NONCD0002461	SEVEN LAKES WELL # 3	NC 211	SEVEN LAKES	Evaluation Pending
	NCD049845266	STANLEY CASE GOODS (FORMER)	HWY 211	WEST END	SPL
	NCN000407188	US 1-15/501 ABERDEEN	517 S SANDHILLS BLVD	ABERDEEN	SPL
	NCD981929391	VASS TRUCK WRECK	US 1	VASS	NFA
NASH					
	NCD990733180	ABBOTT LABS	HWY 301 N	ROCKY MOUNT	SPL

NCD040042426	AEROQUIP	8171 PLANER MILL RD	MIDDLESEX	SPL
NONCD0001258	AMERLINK SPILL	PO BOX 669	BATTLEBORO	Evaluation Pending
NONCD0001047	BAILEY SUBSTATION	NC 581 SOUTH	BAILEY	NFA
NONCD0001345	BOBBY MURRAY TOYOTA	387 WESLEYAN BLVD	ROCKY MOUNT	NFA
NONCD0001073	BONE FARM PESTICIDE AREA	HWY 58/SR 1717	NASHVILLE	NFA
NONCD0001511	CLAY STRICKLAND/LITTLE RIVER	1216 MACEDONIA ROAD (ST. HWY 1	SPRING HOPE	Evaluation Pending
NONCD0001156	CLEAN-CLEAN DRY CLEANERS/VIP CLEANERS	627 TARRYTOWN CTR	ROCKY MOUNT	SPL
NCD990867855	FAWN PLASTICS CO., INC.	401 JEFFREYS ROAD	ROCKY MOUNT	SPL
NCD067178707	FAWN PLASTICS CO., INC.	10235 US 264A	MIDDLESEX	SPL
NONCD0001730	FONTAINE FIFTH WHEEL (FORMER)	3883 SOUTH CHURCH STREET	ROCKY MOUNT	NFA w/ Restrictions
NONCD0001762	GENTEX PRINTING	1021 THORPE ROAD	ROCKY MOUNT	Evaluation Pending
NONCD0003040	GOODYEAR 2056	2088 STONE ROSE DRIVE	ROCKY MOUNT	Evaluation Pending
NONCD0001800	GRIFFIN FERTILIZER SPILL	GREEN HILLS ROAD	ROCKY MOUNT	NFA
NONCD0001831	HAYNES RUBBER & SUPPLY COMPANY	942 NORTH CHURCH STREET	ROCKY MOUNT	NFA
NCD980838478	HONEYWELL INTERNATIONAL INC	3475 N WESLEYAN BLVD	ROCKY MOUNT	Evaluation Pending
NONCD0001896	INDUSTRIAL ELECTRIC/HALE	HWY 97 W.	ROCKY MOUNT	Evaluation Pending
NC0000195743	JIMMY GREEN METALS	BARN HILL CHURCH ROAD	NASHVILLE	NFA
NCD055359079	MASONITE CORP. FIBERBOARD DIV.	HWY 64 & SR 1306	SPRING HOPE	NFA
NCD042891663	MITCHELL ENGR CO/CECO BLDG. DIV.	BYPASS 301	ROCKY MOUNT	NFA w/ Restrictions
NCD986197325	ROCKY MOUNT COAL GAS PLANT NO. 1	WYE STREET	ROCKY MOUNT	Voluntary (AA)
NCD986197317	ROCKY MOUNT COAL GAS PLANT NO. 2	100 EAST VIRGINIA STREET	ROCKY MOUNT	Voluntary (AA)
NCD981933096	ROCKY MOUNT, OLD AIRPORT	US 301 BUSINESS	ROCKY MOUNT	NFA w/ Restrictions
NONCD0003062	SEPRO RESEARCH AND TECH CAMPUS	16013 WATSON SEED FARM RD	WHITAKERS	Evaluation Pending
NONCD0002582	TAU VALLEY APARTMENTS	237 WINSTEAD AVENUE	ROCKY MOUNT	Evaluation Pending
NCD072028251	TORPEDO WIRE & STRIP, INC.	INSTRUMENT DR	ROCKY MOUNT	NFA
NONCD0002712	WESTRIDGE VILLAGE SHP CTR/CLEAN CLEAN	120 S WINSTEAD AVE	ROCKY MOUNT	Evaluation Pending

NEW HANOVER

NONCD0002781	ADAMS PAINTING SERVICE	722 WELLINGTON AVE	WILMINGTON	SPL
NCD981929557	ALANDALE DR 4008 CHEMICALS	4008 ALANDALE DRIVE	WILMINGTON	NFA
NONCD0002888	ALDERMAN PROPERTY (FRMR) POINT HARBOR	1400 POINT HARBOR RD	WILMINGTON	NFA
NONCD0001922	ALKALI SCREEN PRINTING	6420 AMSTERDAM WAY	WILMINGTON	SPL
NONCD0002564	ALLENS FARM SUPPLY	511 N 3RD ST	WILMINGTON	SPL
NONCD0001250	ALMONT SHIPPING	929 N FRONT STREET	WILMINGTON	SPL
NONCD0001253	AMERICAN CRANE CORPORATION	202 RALEIGH ST.	WILMINGTON	Evaluation Pending
NONCD0002779	APAC-CASTLE HAYNE ASPHALT PLANT	4909 N COLLEGE RD	CASTLE HAYNE	SPL
NONCD0001306	B&K AUTO SERVICES	5932 CAROLINA BEACH ROAD	WILMINGTON	NFA
NONCD0001330	BECKER BUILDERS SUPPLY COMPANY	4614 MARKET STREET	WILMINGTON	SPL
NONCD0003073	BOB KING PONTIAC	5115 NEW CENTRE DR	WILMINGTON	Evaluation Pending

NONCD0003270	BROWNING TIRE AND AUTO	601 SOUTH 17TH ST	WILMINGTON	Evaluation Pending
NONCD0001391	BROWNS RADIATOR SERVICE	2136 WRIGHTSVILLE AVE	WILMINGTON	SPL
NONCD0001429	CAPE FEAR AUTO	4222 OLEANDER DR	WILMINGTON	Evaluation Pending
NONCD0003281	CAPITAL POWER	1281 POWERHOUSE DR	SOUTHPORT	Evaluation Pending
NCD986171965	CARO-KNIT	SMITH CREEK PKWY & 23RD	WILMINGTON	Voluntary (AA)
NONCD0002961	CARTER COIN LAUNDRY & CLEANERS	1018 N 3RD ST	WILMINGTON	Evaluation Pending
NONCD0000015	CENTRAL TRANSPORT COMPANY	215 SAMPSON ST	WILMINGTON	SPL
NONCD0001200	COASTLINE INN PROPERTY	503 NUTT ST	WILMINGTON	SPL
NONCD0002851	COCA-COLA BOTTLING FACILITY	1002 PRINCESS ST	WILMINGTON	NFA
NCD980557813	CONTAINER PRODUCTS CORP.	1223 N. 23RD STREET	WILMINGTON	NFA
NONCD0003101	CORBETT FARMING FACILITY	2501 BLUE CLAY RD	WILMINGTON	Evaluation Pending
NCD003938586	CORNING GLASS WORKS	310 NORTH COLLEGE ROAD	WILMINGTON	SPL
NONCD0001550	COTTMAN TRANSMISSION	145-147 S. COLLEGE ROAD	WILMINGTON	SPL
NONCD0001557	CP&L TRANSFORMER SITE	HWY 421 N., NEXT TO SUTTON PLA	WILMINGTON	Evaluation Pending
NONCD0001564	CRIBBS HOBBY	6225 CAROLINA BEACH RD.	WILMINGTON	NFA
NONCD0001185	CSX-NUTT ST	515 NUTT ST	WILMINGTON	SPL
NCD981476708	CTI OF NC, INC	1002 S FRONT ST	WILMINGTON	SPL
NONCD0001579	CYPRESS GROVE SUBDIVISION	LEIUTENANT CONGLETON ROAD	WILMINGTON	Evaluation Pending
NCD006991210	DEPOORTERE CORPORATION	240 CASTLE HAYNE RD	WILMINGTON	NFA
NONCD0001138	DEUTSCH RELAYS	2021 GARDNER DR	WILMINGTON	SPL
NCD042890525	DIAMOND SHAMROCK CORP/MARIETTA	SR 1002	CASTLE HAYNE	Evaluation Pending
NCD057454670	DIAMOND SHAMROCK CORP/OCCIDENTAL	SR 1002	CASTLE HAYNE	Voluntary (AA)
NONCD0001628	DOROTHY B. JOHNSON SCHOOL YARD	1100 MCRAY STREET	WILMINGTON	NFA
NCD980557821	DOW CHEMICAL PLANT CAPE FEAR	MOTSU BUFFER ZONE	CAPE FEAR	NFA
NONCD0003112	EW GODWIN PROPERTY	1233 CASTLE HAYNE RD	WILMINGTON	Evaluation Pending
NONCD0001697	EXXON CORPORATION	3340 RIVER ROAD	WILMINGTON	SPL
NONCD0003064	EXXON WOOSTER ST FRMR	315 WOOSTER ST	WILMINGTON	Evaluation Pending
NONCD0001723	FLINT HILLS RESOURCES-CMT SITE	3330 RIVER ROAD	WILMINGTON	SPL
NCD050409150	GENERAL ELECTRIC CO/WILMINGTON	3901 CASTLE HAYNE RD	WILMINGTON	SPL
NONCD0003127	HANOVER CENTER METALS	1301 INDEPENDENCE BLVD	WILMINGTON	Evaluation Pending
NCD990734055	HERCOFINA/CAPE INDUSTRIES	4600 HWY 421 N	WILMINGTON	SPL
NCD980557839	IDEAL BASIC INDS/PLANT MARL QUARRY	5635 HOLLY SHELTER ROAD	CASTLE HAYNE	NFA
NONCD0002962	JEFF FOUNTAIN TIRE SALES & SERVICE	4400 OLEANDER DR	WILMINGTON	Evaluation Pending
NONCD0001490	KINDER MORGAN/CHEMSERV	2005 N 6TH STREET	WILMINGTON	SPL
NONCD0002884	KING'S SCOOTERS	501 N 3RD ST	WILMINGTON	Evaluation Pending
NONCD0002797	KOCH NORTH PARAXYLENE	3225 RIVER RD	WILMINGTON	SPL
NONCD0003088	MARKET ST GROUNDWATER PCE CONTAMINATION	7984 MARKET ST	WILMINGTON	Evaluation Pending
NONCD0002052	MCCARTHY COMPLAINT	1411 AIRLIE ROAD	WILMINGTON	NFA

NONCD0002074	MILLER & TALENT RADIATOR SERVICE	1815 CASTLE STREET	WILMINGTON	Evaluation Pending
NCD000772046	MOBIL OIL CORP/KOCH REFINING	3334 RIVER RD	WILMINGTON	SPL
NONCD0002951	MUDDY WATERS PROPERTY	105 & 125 BATTLESHIP RD	WILMINGTON	Evaluation Pending
NONCD0001875	NC DOT MAINTENANCE STATION (FRMR)	124 DIVISION DR	WILMINGTON	Evaluation Pending
NONCD0002194	NC SPA BLDG C-1	2202 BURNETT BLVD	WILMINGTON	Evaluation Pending
NONCD0003120	NEUWIRTH MOTORS	219 S COLLEGE RD	WILMINGTON	Evaluation Pending
NCD981021157	NEW HANOVER COUNTY AIRPORT BURN	GARDNER DRIVE	WILMINGTON	NFA
NCD986186518	OLD ATC REFINERY	801 SURRY STREET	WILMINGTON	SPL
NONCD0002277	PAZIUK WAREHOUSE	710 SUNNYVALE DRIVE	WILMINGTON	SPL
NONCD0002280	PCS NITROGEN, FMRLY ARCADIAN	2830 HWY 421 NORTH	WILMINGTON	SPL
NCD075562074	POTTER'S SEPTIC TANK SERVICE	MASONBORO LOOP RD	WILMINGTON	NFA
NONCD0002835	PRIME EQUIPMENT CO	1020 N FRONT ST	WILMINGTON	SPL
NONCD0002404	RITTER MILLWORKS SHOP	2913 CASTLE HAYNE RD	CASTLE HAYNE	NFA w/ Restrictions
NONCD0003271	ROSE ICE AND COAL	1122 - 1202 MARKET ST	WILMINGTON	Evaluation Pending
NONCD0002426	ROYSTER TRANSPORT CO., INC.	206 SHIPYARD BLVD.	WILMINGTON	Evaluation Pending
NC0000102228	SHACKLEFORD BANKS DRUMS		WILMINGTON	NFA
NCD980801484	SHEPARD CHEMICAL WORKS	320 EASTWOOD RD (HWY 74)	WILMINGTON	NFA
NONCD0003216	SODA POP CENTER, LLC	5 N 12TH ST	WILMINGTON	Evaluation Pending
NONCD0002489	SOUTH ATLANTIC SERVICES, INC	3527 HWY 421 N	WILMINGTON	Evaluation Pending
NONCD0002842	SOUTH COLLEGE RD PCP SPILL	145-147 S COLLEGE RD	WILMINGTON	Evaluation Pending
NONCD0002498	SOUTHERN GRAPHICS SYSTEMS	2406 N. 23RD STREET	WILMINGTON	SPL
NCN000407584	SOUTHERN METALS RECYCLING, INC	13 WRIGHT ST	WILMINGTON	SPL
NCD058517467	SOUTHERN WOOD PIEDMONT COMPANY	GREENFIELD ST	WILMINGTON	Voluntary (AA)
NONCD0002561	SUNOCO BULK TERMINAL	RIVER ROAD	WILMINGTON	SPL
NONCD0002575	TAKEDA - BASF	101 VITAMIN DRIVE	WILMINGTON	Voluntary (AA)
NONCD0001432	THE CAPE GOLF COURSE	535 THE CAPE BLVD	WILMINGTON	SPL
NONCD0002612	TOWN OF CAROLINA BEACH	406 S. DOW ROAD	CAROLINA BEACH	SPL
NONCD0002645	UNIFIRST	1821 DAWSON STREET	WILMINGTON	Voluntary (AA)
NC0210021929	USA RESERVE XVIII AIRBORNE CORPS	2144 LAKESHORE DR	WILMINGTON	NFA
NONCD0001475	USCG LORAN STATION CAROLINA BEACH	9001 RIVER RD	WILMINGTON	NFA
NONCD0002838	WACCAMAW TRANSPORT (FORMER)	1106 S 2ND ST	WILMINGTON	SPL
NONCD0001105	WETSIG YACHTS	4022 MARKET STREET	WILMINGTON	SPL
NONCD0002789	WHITE RESIDENCE	406 LINDEN LANE	WILMINGTON	NFA
NCD986188910	WILMINGTON COAL GAS PLANT	CASTLE & SURRY STS	WILMINGTON	Voluntary (AA)
NONCD0002734	WILMINGTON FERTILIZER COMPANY	1702 NORTH 6TH STREET	WILMINGTON	SPL
NCN000407302	WILMINGTON GUN CLUB (FORMER)	MILITARY CUTOFF ROAD	WILMINGTON	NFA w/ Restrictions
NONCD0001179	WILMINGTON IRON WORKS (FORMER)	S WATER, S FRONT, & ORANGE STS	WILMINGTON	NFA
NONCD0002908	WILMINGTON MATERIALS PLANT #1	3612 N 421 HWY	WILMINGTON	NFA

	NONCD0002735	WILMINGTON RESOURCES	2200 US HWY 421 N	WILMINGTON	Evaluation Pending
	NONCD0002736	WILMINGTON SHIPYARD (FORMER)	1500 POINT HARBOR RD.	WILMINGTON	SPL
	NONCD0001042	WILMINGTON SOUTH LINE & SERVICE YD	6854 CAROLINA BEACH RD	WILMINGTON	Evaluation Pending
	NONCD0002750	WK HOBBS BP SITE	2461 CAROLINA BEACH RD	WILMINGTON	NFA
	NONCD0002799	WRIGHTSVILLE AVE	2501-2509 WRIGHTSVILLE AVE	WILMINGTON	Evaluation Pending
NORTHAMPTON					
	NCD044388015	GA-PACIFIC CORP HDBD	200 AMPAC RD	CONWAY	Evaluation Pending
	NCD980559975	GA-PACIFIC CORP/RESIN DIV	AMPAC RD	CONWAY	NFA
	NONCD0002333	PRODUCER SERVICE & SUPPLY	4084 NC HWY 186	SEABOARD	Evaluation Pending
	NONCD0002977	RESINALL CORPORATION	302 WATER ST	SEVERN	SPL
	NCD986227965	STOLLER CHEMICAL - SEVERN	HIGHWAY 35	SEVERN	NFA
ON SLOW					
	NCN000410765	AOPC 10 CAMP LEJEUNE ALTERNATE OFF-BASE	TARAWA BLVD & NC24	JACKSONVILLE	Evaluation Pending
	NONCD0002420	APAC MAINTENANCE SHOP (FRMR)	240 CENTER ST	JACKSONVILLE	SPL
	NONCD0001079	BELGRADE POND PESTICIDE DRUMS	OFF BELGRADE-SWANSBORO RD	MAYSVILLE	NFA
	NCD982119554	BOSTIC DRUM	US HWY 17	HOLLY RIDGE	NFA
	NONCD0003234	C&D MOTORS	2227 LEJEUNE BLVD	JACKSONVILLE	NFA
	NONCD0002624	DODSON EXTERMINATORS/US CELLULAR	2861 RICHLANDS HWY	JACKSONVILLE	Evaluation Pending
	NONCD0002156	NCDOT ASPHALT MATERIAL TEST LAB NO 52	6190 NEW BERN HWY	MAYSVILLE	SPL
	NONCD0002550	NCDOT MARINE BLVD & US 17	MARINE BLVD & US 17	JACKSONVILLE	SPL
	NONCD0002503	PADGETT PROPERTIES, LLC	2043 LEJEUNE BLVD	JACKSONVILLE	Evaluation Pending
	NCD980728687	RENROH	HIGHWAY 50 AND LLOYD ST	HOLLY RIDGE	NFA
	NCD084167444	STANADYNE, INC/DIESEL SYSTEMS	405 WHITE ST	JACKSONVILLE	SPL
	NONCD0002910	STANCIL PROPERTY	540 RICHLANDS HWY	JACKSONVILLE	NFA
	NONCD0000004	STURGEON CITY SITE (NON-PRLF PORTION)	4 COURT STREET	JACKSONVILLE	SPL
	NONCD0002608	TOMMY POLLARD PROPERTY, PARCEL 901	INTERSECTION OF HWY. 24 & 53	JACKSONVILLE	Evaluation Pending
ORANGE					
	NONCD0002203	ALLEN LANE CONTAMINATED WELLS	3000 US 70 BYPASS	HILLSBOROUGH	Evaluation Pending
	NONCD0001356	BLUE CROSS BLUE SHIELD (DURHAM SERVICE C	HIGHWAY 15-501	CHAPEL HILL	NFA
	NONCD0001186	CARR MILL MALL	200 N GREENSBORO ST	CARRBORO	SPL
	NONCD0001486	CHAPEL HILL POLICE DEPT	828 MARTIN LUTHER KING JR BLVD	CHAPEL HILL	Evaluation Pending
	NONCD0001570	CROWN HONDA AND VOLVO	1730 NORTH FORDHAM BOULEVARD	CHAPEL HILL	NFA
	NCN000410563	EUBANKS RD CONTAMINATED WELL	1621 GENESTU DR	CHAPEL HILL	Evaluation Pending
	NONCD0003053	FLYNT FABRICS MILL	202 S NASH ST	HILLSBOROUGH	Evaluation Pending
	NCD057037194	GENERAL ELECTRIC CO/MEBANE OPER	6801 INDUSTRIAL DR	MEBANE	NFA
	NONCD0001961	KIRSCHNER, GEORGE PROPERTY	6806 MILLHOUSE ROAD	CHAPEL HILL	Evaluation Pending
	NONCD0003095	NC HWY 86 METALS CONTAMINATION	1908 TO 2032 NC HWY 86	HILLSBOROUGH	Evaluation Pending
	NCD991277757	NC MEMORIAL HOSPITAL	MANNING DRIVE	CHAPEL HILL	NFA

	NONCD0003091	NORTH MERRITT MILL RD PCE CONTAMINATION	N MERRITT MILL RD AND W FRANKL	CHAPEL HILL	Evaluation Pending
	NONCD0002918	OAKWOOD ST EXT WELL CONTAMINATION	818 OAKWOOD ST EXT	MEBANE	NFA
	NCD986205839	ORANGE COUNTY SCHOOL BUS GARAGE	231 HOLMAN DR	HILLSBOROUGH	Evaluation Pending
	NONCD0002247	OWASA - NELLO TEER QUARRY	HIGHWAY 54	CARBORRO	NFA
	NONCD0002254	PAK-LITE	6508 EAST WASHINGTON ST.	MEBANE	Evaluation Pending
	NCD084172188	ROGERS-TRIEM INC/AMETEK INC LAMB	501 S GREENSBORO ST	CARRBORO	NFA
	NCR000010272	UNC-COGENERATION FACILITY	575 W CAMERON AVE	CHAPEL HILL	Voluntary (AA)
	NONCD0002408	UNC-PHILLIPS HALL	120 E CAMERON AVE	CHAPEL HILL	Evaluation Pending
	NCD980557623	UNIVERSITY OF NC/ARPT WASTE DISP	AIRPORT RD	CHAPEL HILL	Voluntary (AA)
	NCD003203213	UNIVERSITY OF NORTH CAROLINA	B-5 VENABLE HALL	CHAPEL HILL	NFA
	NONCD0002552	USA DUTCH, INC.	3604 SOUTHERN DR	EFLAND	Evaluation Pending
	NONCD0002538	WEST HAMPTON SUBDIVISION LOT #9	205 WESTHAMPTON WAY	CHAPEL HILL	NFA
	NCD003185816	WHITE FURNITURE CO.	HIGHWAY 70A EAST	HILLSBOROUGH	NFA
PAMLICO					
	NONCD0001614	DIXIE CHEMICALS	13495 NC 55 HWY	ALLIANCE	Evaluation Pending
	NONCD0002482	PIRICZKY/PRICE SERVICE STATION	8287 HWY 306 S	ARAPAHOE	Evaluation Pending
PASQUOTANK					
	NONCD0001166	CENTRAL GRAIN-MORGANS CORNER	1312 HASSELL RD	ELIZABETH CITY	SPL
	NONCD0001493	CHESAPEAK WOOD PRODUCTS COMPANY	WOOD TREATING PLANT	ELIZABETH CITY	Evaluation Pending
	NCD981929318	ELIZABETH CITY ABANDONED DRUMS	5 BRIDGES RD SR 1223	ELIZABETH CITY	NFA
	NCD986197267	ELIZABETH CITY COAL GAS	WARD AND FOURTH STREETS	ELIZABETH CITY	Voluntary (AA)
	NONCD0002958	ELIZABETH CITY SHIPYARD	722 RIVERSIDE AVE	ELIZABETH CITY	Evaluation Pending
	NCD982157067	FORTRESS WOOD PRODUCTS	889 FOREMAN BUNDY RD	ELIZABETH CITY	Evaluation Pending
	NCD986166163	JENNINGS (DON) PROPERTY	215 SMALL DRIVE	ELIZABETH CITY	NFA
	NONCD0000047	MEADS AIRFIELD PESTICIDES	SR 1100	WEEKSVILLE	SPL
	NONCD0002129	NCDOT - ATL 16-6	OFF NCSR 1387, NEAR ELIZ. CITY	ELIZABETH CITY	Evaluation Pending
	NONCD0002155	NCDOT ASPHALT LAB SITE NO.71	NORTHSIDE ROAD(HWY-158)	ELIZABETH CITY	Evaluation Pending
	NCD986175610	POPLAR DRIVE DRUM DUMP	POPLAR DRIVE	ELIZABETH CITY	NFA
	NONCD0002745	WINSLOW MEMORIAL HOME	1700 WEST EHRINGHUAS STREET	ELIZABETH CITY	NFA
	NONCD0002905	Y-9 DITCH ELIZABETH STREET	400 E ELIZABETH ST & 501 PEARL	ELIZABETH CITY	NFA
PENDER					
	NONCD0001996	AMERICAN SKIN FOOD GROUP	140 INDUSTRIAL DR	BURGAW	NFA w/ Restrictions
	NCD062677273	CHEMICAL LEAMAN TANK LINES, INC.	120 COWPEN LANDING	NEAR WILMINGTON	NFA
	NONCD0001775	DURWOOD GROCERY	23585 US HWY 421	WILLARD	Evaluation Pending
	NONCD0001058	ELECTRONICS COMPONENT CORPORATION	200 ELECTRONICS PARKWAY	BURGAW	SPL
	NONCD0003207	PENDER COUNTY ABC BOARD	HWY 117 S	BURGAW	Evaluation Pending
	NCD986195154	PENDER PLATING COMPANY	110 W HAYES ST.	BURGAW	SPL
	NONCD0003077	PHOENIX 308 TRAVEL CENTER	13493 NC HWY 210	ROCKY POINT	Evaluation Pending



	NONCD0001143	PRESTIGE LABELS	151 INDUSTRIAL DR	BURGAW	SPL
	NONCD0002413	ROCKY POINT TRADING POST TCE DISCOV	8160 US HWY 117S, ROCKY POINT	BURGAW	NFA
	NONCD0002451	SCHOONMAKERS-DECORATIVE TIN BUSIN.	725 CAMP KIRKWOOD RD	WATHA	NFA
	NONCD0002913	WALLACE AIRPORT	250 HENDERSON FIELD RD	WALLACE	Evaluation Pending
	NCN000407564	WATHA FIRING RANGE	3311 SHILOH RD	WATHA	SPL
	NONCD0002681	WOOD TREATERS, INC	224 SAW DUST RD	ROCKY POINT	Evaluation Pending
PERQUIMANS					
	NONCD0001167	CENTRAL GRAIN-CHAPANOKE	647 CHAPANOKE RD	HERTFORD	Evaluation Pending
	NONCD0001173	LEBANON CHEMICAL	ALBERMARLE ST	HERTFORD	Voluntary (AA)
	NONCD0002931	RIVER ROAD	RIVER RD	HERTFORD	NFA
	NONCD0003043	SOUTHERN SCRAP DISPOSAL AREA	2835 HARVEY POINT RD	HERTFORD	NFA
	NONCD0002893	TOWERS RD DISPOSAL AREA	2835 HARVEY POINT RD	HERTFORD	NFA
PERSON					
	NCD003194271	ALUMARK CORP/HUNTER DOUGLAS, INC	HWY 501 S	ROXBORO	NFA
	NCD033978396	ATEC INDUSTRIES	PERKINS DRIVE	ROXBORO	SPL
	NONCD0003054	BROMMA INC	2285 DURHAM RD	ROXBORO	Evaluation Pending
	NCN000410375	COUNTRY CLUB LANE CONTAMINATION	192 COUNTRY CLUB LANE	ROXBORO	Evaluation Pending
	NCD004520136	EATON CORPORATION	ROUTE 501 SOUTH	ROXBORO	Voluntary (AA)
	NONCD0002848	LOXCREEN	RT 501 S	ROXBORO	NFA
	NONCD0001116	REPUBLIC SERVICES OF NC	312 JACK SHERMAN RD	ROUGEMONT	SPL
PITT					
	NCSFN0407143	AMERICAN ELEMENTS	500 WALLACE ST	FARMVILLE	SPL
	NONCD0003021	AYDEN DIESEL	3890 JOLLY RD	AYDEN	Evaluation Pending
	NCD003186178	COASTAL CHEMICAL CORP.	EVANS ST EXT	GREENVILLE	SPL
	NCD980600951	EAST CAROLINA MEDICAL SCHOOL		GREENVILLE	NFA
	NCD000827832	ELECTRICAL UTILITIES/CO BB&T	309 ANDERSON AVE	FARMVILLE	SPL
	NONCD0001681	EMPIRE BRUSH FACILITY	105 STATON ROAD	GREENVILLE	Voluntary (AA)
	NCD980557854	FMC/NIAGARA PESTICIDES	3595 OLD NC 11	AYDEN	SPL
	NCD981468622	FORK SWAMP/GRADY WHITE BOAT	SR 1725	AYDEN	NFA
	NONCD0000055	GLISSON ENTERPRISES	HWY 903	GREENVILLE	SPL
	NONCD0002941	GRANDE AVE PCE	GRANDE AVE & DICKINSON AVE	GREENVILLE	Evaluation Pending
	NCD986171296	GRAY FARM SITE	SR 1545	STOKES	NFA
	NCD986188886	GREENVILLE COAL GAS PLANT	PLANT STREET	GREENVILLE	Voluntary (AA)
	NONCD0003221	GUC OPERATIONS CENTER	801 MUMFORD RD	GREENVILLE	Voluntary (AA)
	NONCD0003026	HARRIS & ROGERS TOBACCO SALES	PITT ST	GREENVILLE	Evaluation Pending
	NCD095119210	MCGRAW EDISON COMPANY	251 INDUSTRIAL BLVD	GREENVILLE	NFA
	NONCD0002874	MOHAWK-KARASTAN	2007 DICKINSON AVE	GREENVILLE	SPL
	NONCD0002896	NC DOT BRIDGE #80	BLACK CRK & STATONSBURG RD BRG	FARMVILLE	Evaluation Pending

	NONCD0003229	NC-43 & CRESTVILLE BLVD PCE-TCE	502 SW GREENVILLE BLVD	GREENVILLE	Evaluation Pending
	NONCD0002901	PITT COUNTY SCHOOL BUS GARAGE	901 MALL DRIVE	GREENVILLE	NFA
	NCD980557672	PITT COUNTY UTILITY LANDFILL	PORT TERMINAL RD	GREENVILLE	SPL
	NCD072020399	PROCTER & GAMBLE PAPER PRODS CO.	1029 OLD CREEK ROAD	GREENVILLE	NFA
	NONCD0002836	RABO CLEANERS	701 HOOKER RD	GREENVILLE	SPL
	NCD075575191	REED NATIONAL CORPORATION	S FIELDS ST	FARMVILLE	NFA
	NONCD0001157	ROBERT BOSCH TOOL CORP	310 STATON RD	GREENVILLE	Voluntary (AA)
	NONCD0001113	SOUTHERN STATES (FORMER)	125 LINE AVE	GREENVILLE	SPL
	NONCD0001785	SOUTHERN STATES COOP	3648 SOUTH FIELDS ST	FARMVILLE	SPL
	NONCD0000042	SOUTHMET, INC.	NORTH GREENE STREET	GREENVILLE	NFA
	NCD003185311	STARLING DAVID PROPERTY	HWY 258 N	FARMVILLE	NFA
	NONCD0002455	STATON ROAD SOLVENT CONTAMINATION	STATON RD	GREENVILLE	Evaluation Pending
	NONCD0000008	UNION CARBIDE (FORMER)	14TH AND COTANCHE STREETS	GREENVILLE	NFA
	NCD003184249	UNION CARBIDE CORP/EVEREADY BATTERY	264 BYPASS-EVANS ST EXTN	GREENVILLE	SPL
	NONCD0003055	UNX PROPERTY	200 W 9TH ST	GREENVILLE	Evaluation Pending
	NC8210022044	USA RESERVE XVIII AIRBORNE CORPS	1391 N MEM DR	GREENVILLE	NFA
	NCD093132207	VOICE OF AMERICA RELAY STATION	COUNTY ROAD 1212	GREENVILLE	SPL
	NONCD0003017	WINNER CHEVROLET	6246 NC 11 SOUTH	AYDEN	Evaluation Pending
	NCD003183571	WINTERVILLE MACHINE WORKS, INC.	2672 MILL ST	WINTERVILLE	SPL
POLK					
	NCD991278045	RECON DRUM COMPANY	ROUTE 1	COLUMBUS	NFA
	NONCD0001212	WOODLAND MILLS CORP	4021 HWY 108 E	MILL SPRING	Evaluation Pending
RANDOLPH					
	NONCD0003042	BALFOUR BP	1553 N FAYETTEVILLE ST	ASHEBORO	Evaluation Pending
	NONCD0002529	BASSETT FURNITURE-WEIMAN PLANT	1603 LEONARD ST	RAMSEUR	SPL
	NCD982108433	BEAMAN CORP.	6306 N.OLD HWY 421	LIBERTY	Evaluation Pending
	NCD000822064	BURLINGTON INDUSTRIES, INC.	229 W. CENTRAL AVENUE	ASHEBORO	NFA
	NONCD0002065	CARBON BLACK HOUSE	1900 S FAYETTEVILLE ST	ASHEBORO	NFA
	NCN000040532	CARL DRIVE TIRE FIRE	2242 CARL DRIVE	ASHEBORO	Evaluation Pending
	NONCD0001470	CENTRAL TRANSPORT - SOLVENTS	2829 UWHARRIE ROAD	ARCHDALE	Evaluation Pending
	NONCD0001541	CONITRON	WINOLA RD.	TRINITY	Evaluation Pending
	NONCD0001555	COX MOBILE HOME PARK	ROCKY KNOLL RD.	ASHEBORO	NFA
	NONCD0001136	EASTSIDE GROCERY	1339 E SALISBURY ST	ASHEBORO	NFA
	NC0001351212	GRAVE'S PROPERTY	FORT CREEK MILL ROAD	SEAGROVE	NFA
	NCD982124646	GREGSON FUNITURE INDUSTRIES	206 E FRAIZER AVENUE	LIBERTY	NFA
	NONCD0002814	HANCOCK COUNTRY HAMS	3484 NC HWY 22 N	FRANKLINVILLE	Evaluation Pending
	NCD000822130	HARRELSON RUBBER COMPANY	HWY 220 SOUTH	ASHEBORO	SPL
	NCD051739209	HARRELSON RUBBER COMPANY	408 TELEPHONE AVE	ASHEBORO	Voluntary (AA)

NCD003225620	HIGH POINT FURNITURE INDUSTRIES	1121 CORPORATION DRIVE	ARCHDALE	NFA
NONCD0001011	JUNG CORPORATION	718-720 INDUSTRIAL PARK AVE	ASHEBORO	SPL
NONCD0001948	KAYSER-ROTH - ASHEBORO	515 W. BALFOUR AVE.	ASHEBORO	Voluntary (AA)
NCD003213568	LIBERTY FURNITURE CORP/CHROMCRAFT	330 N GREENSBORO ST	LIBERTY	SPL
NCN000410733	LIBERTY, TOWN OF - PUBLIC WELL	BRINKLEY COUNTRY LN	LIBERTY	Evaluation Pending
NCN000407301	LOFLIN GOLD MINE	LOFLIN HILL RD	TRINITY	NFA
NONCD0002142	NCDOT - SITE #42 APAC ASPHALT PLANT	PINE VIEW ROAD	ASHEBORO	Evaluation Pending
NONCD0002143	NCDOT - SITE #43 RILEY PAVING ASPHALT	HWY 421	LIBERTY	Evaluation Pending
NONCD0002292	PERDUE FARMS - LIBERTY - SOLVENTS	2607 OLD HIGHWAY 421	STALEY	Evaluation Pending
NONCD0003150	POWERSECURE MANUFACTURING INC	1410 COLTRANE MILL RD	RANDELMAN	Voluntary (AA)
NONCD0002371	RANDOLPH ELECTRIC	HWY 42 @ PATTON STREET	ASHEBORO	NFA
NONCD0002372	RANDOLPH SCH. - BUS GARAGE-B	2234-AENTERPRISE ST.	ASHEBORO	Evaluation Pending
NCN000410534	STALEY PCE/BROWN'S GROCERY	6488 WHITES CHAPEL RD	STALEY	Evaluation Pending
NCD003226560	STEVENS JP AND COMPANY, INC.	NAOMI STREET	RANDELMAN	NFA
NONCD0003051	SWAIM METALS	414 BERKLEY ST	HIGH POINT	Evaluation Pending
NONCD0002633	TRINITY AMERICAN CORP.	5275 GLENOLA IND. DR	GLENOLA	Evaluation Pending
NCD981864614	ULAH BATTERY/BATTERY PILES	SR 1219/DINAH RD	ASHEBORO	NFA w/ Restrictions
NCD003216462	UNION CARBIDE CORP/EVEREADY BATTERY	800 ALBEMARLE RD	ASHEBORO	SPL
NCD000822957	UNION CARBIDE CORP/EVEREADY BATTERY	ART BRYAN DR	ASHEBORO	Voluntary (AA)
NONCD0002676	VITAFOAM, INC.	2222 SURRETT DRIVE	HIGH POINT	Voluntary (AA)
NONCD0002766	WRIGHT OF THOMASVILLE - NONUST	SR 1619	THOMASVILLE	Evaluation Pending

RICHMOND

NONCD0002867	ATKINSON ST CONTAMINATION	109 ATKINSON ST	HAMLET	Evaluation Pending
NCD071061147	CLARK EQUIPMENT COMPANY	HIGHWAY 74 WEST	ROCKINGHAM	NFA
NONCD0001420	CSX HAMLET DIESEL SHOP	NC 177	HAMLET	NFA w/ Restrictions
NCD000616219	GA-PACIFIC CORP	HWY 177 S	HAMLET	SPL
NONCD0002832	HWY 177 TCE	1061 HWY 177	HAMLET	Evaluation Pending
NONCD0002164	NCDOT ASPHALT SITE #3/BROWN PAVING	INTERSECTION OF SR 1305 AND HW	ROCKINGHAM	Evaluation Pending
NONCD0002400	RICHMOND APPAREL/FRUIT OF THE LOOM	HWY 74 WEST	ROCKINGHAM	Evaluation Pending
NCD980602791	SALVAGE OIL OF AMERICA	1227 MCLEOD STREET	ROCKINGHAM	SPL
NONCD0001712	SOLENE INDUSTRIAL LUBRICANTS	709 AIRPORT RD	ROCKINGHAM	NFA
NCD000828566	TARTAN MARINE PROPERTY	NC HIGHWAY 77 & SR 2032	HAMLET	SPL

ROBESON

NCD982078271	BARNES PROPERTY	ROUTE 2	FAIRMONT	NFA
NCD097728000	CAMPBELL SOUP	HIGHWAY 71 NORTH	MAXTON	NFA
NCD986209575	CARDINAL CHEMICAL WAREHOUSE FIRE	NC 211 & NC 72	LUMBERTON	SPL
NONCD0003239	CAROLINA CIVIC CENTER LUMBERTON	315 N CHESTNUT ST	LUMBERTON	Evaluation Pending
NONCD0001540	COGENTRIX-LUMBERTON	1886 HESTERTOWN RD	LUMBERTON	Evaluation Pending

NCD061099248	CONVERSE CHUCK TAYLOR SITE	4019 NC 72 WEST	LUMBERTON	Evaluation Pending
NCD067200949	CROFT METALS	HWY 71 S	LUMBER BRIDGE	NFA
NONCD0001232	INDUSTRIAL & AGRICULTURAL CHEMICALS	2042 BUIE-PHILADELPHUS RD	RED SPRINGS	Evaluation Pending
NONCD0001947	KAYSER-ROTH	3707 W. 5TH ST	LUMBERTON	Voluntary (AA)
NONCD0001862	LUMBERTON DYE CO	FIRST AND TOWN COMMON STS	LUMBERTON	Evaluation Pending
NONCD0001135	LUMBERTON MUNICIPAL AIRPORT	163 AIRPORT BLVD	LUMBERTON	Evaluation Pending
NONCD0002049	MAXTON OIL & FERT. CO. - PLANT	207 N MCNAIR ST	MAXTON	Evaluation Pending
NONCD0002869	NCDOT ASPHALT TESTING SITE #70	HWY 74	LUMBERTON	Evaluation Pending
NONCD0002988	PEMBROKE FARM HOME & GARDEN	302 W 3RD ST	PEMBROKE	SPL
NCD057454571	ROYAL DEVELOPMENT CO., INC.	HWY 71 W	RED SPRINGS	NFA
NONCD0002444	SANFATEX	HIGHWAY 211	RED SPRINGS	Evaluation Pending
NONCD0001014	SOUTHERN STATES-LUMBERTON FERTILIZER	875 OLD WHITEVILLE RD	LUMBERTON	Evaluation Pending
NONCD0002542	STEVENS CLEANERS	IONA AND MAIN STREET	FAIRMONT	SPL
NONCD0003293	SUN-DO MAGNOLIA LUMBERTON	11775 US 301 NORTH	LUMBERTON	Evaluation Pending
NONCD0003213	THE CHILDRENS CLINIC	SW OF LEESVILLE & N MORRO STS	FAIRMONT	NFA
NC9210022043	USA RESERVE XVIII AIRBORNE CORPS	1400 CARTHAGE RD	LUMBERTON	NFA
NCD045924032	WEST POINT PEPPERELL_ALAMAC	1885 ALAMAC RD	LUMBERTON	SPL

ROCKINGHAM

NONCD0001256	AMERICAN TOBACCO CO. - NONUST	301 N.SCALES STREET	REIDSVILLE	Evaluation Pending
NCD061786000	BETA FUELING SYSTEMS	1209 FREEWAY DR	REIDSVILLE	Evaluation Pending
NONCD0001348	BIG APPLE FARM SUPPLY - SOLVENTS	407 SW MARKET STREET	REIDSVILLE	Evaluation Pending
NONCD0001390	BROWN, FRANCES AND LARRY SOMERS WELLS	3089 NC 150	REIDSVILLE	Evaluation Pending
NONCD0001400	BURLINGTON HOUSE REIDSVILLE PLANT	2362 HOLIDAY LOOP ROAD	REIDSVILLE	Voluntary (AA)
NCD024762668	BUSH BROTHERS PLATING INC/GREER	107 NE MARKET ST	REIDSVILLE	SPL
NONCD0002850	BUSICK ROAD TCE	BUSICK RD	REIDSVILLE	Evaluation Pending
NONCD0003123	EAST MEADOW ROAD PCP	863 EAST MEADOW RD	EDEN	Evaluation Pending
NONCD0003210	ETNA 231	226 W HARRISON ST	REIDSVILLE	Evaluation Pending
NONCD0001715	FIELDCREST BLANKET MILL	WAREHOUSE STREET	EDEN	Evaluation Pending
NCD003218203	FIELDCREST MILLS INC.	326 STADIUM DRIVE	EDEN	NFA
NCD003530078	GTE PRODUCTS CORPORATION	1704 BARNES STREET	REIDSVILLE	NFA
NCD089914311	MILLER BREWING CO/CONT DIV	1900 BARNES ST	REIDSVILLE	SPL
NCD085438810	MILLER BREWING CO/PHILLIP MORRIS	863 E MEADOW RD	EDEN	NFA
NONCD0002147	NCDOT - SITE #59 WENTWORTH ASPHALT	HWY 65/87	WENTWORTH	Evaluation Pending
NONCD0001087	REIDSVILLE COAL GAS PLANT	825 WAY STREET	REIDSVILLE	Voluntary (AA)
NONCD0002385	REIDSVILLE INDUSTRIAL PARK	US HIGHWAY 29 BYPASS & REIDSVI	REIDSVILLE	Evaluation Pending
NONCD0003000	REIDSVILLE MCDONALD'S	665 S SCALES ST	REIDSVILLE	Evaluation Pending
NONCD0002388	RENTZ OIL CO.-KENAN TRANSPORT	2502 RICHARDSON DR.	REIDSVILLE	Evaluation Pending
NONCD0002553	STONEVILLE FURNITURE COMPANY	525 SOUTH HENRY STREET	STONEVILLE	SPL

## ROWAN

NONCD0002879	TAYLOR ROAD WELLS	801 TAYLOR RD	STONEVILLE	Evaluation Pending
NONCD0002346	UNIFI, INC	2920 VANCE ST	REIDSVILLE	Evaluation Pending
NCD093783876	VANIER GRAPHICS CORPORATION	655 MEADOW RD	EDEN	SPL
NONCD0002894	VFW ROAD CONTAMINATION	VFW ROAD	REIDSVILLE	Evaluation Pending
NONCD0000058	ABEX CORP.	US 29 SOUTH	SALISBURY	NFA
NONCD0000036	BALFOUR ROAD BATTERY	BALFOUR ROAD	GRANITE QUARRY	NFA
NCD003213881	BENDIX CORPORATION	I-85 INNES ST EXIT	SALISBURY	SPL
NONCD0001427	CANNON BLVD SOLVENT SITE	2800 BLOCK CANNON BLVD	KANNAPOLIS	Evaluation Pending
NCD003218492	CAROLINA RUBBER HOSE COMPANY	1801 SOUTH RAILROAD	SALISBURY	SPL
NCN000410518	CHAPEL STREET BATTERY DUMP	CHAPEL STREET	KANNAPOLIS	NFA
NONCD0001494	CHEVRON	1825 JAKE ALEXANDER BLVD WEST	SALISBURY	NFA
NONCD0003192	CHINA GROVE INDUSTRIAL COMPLEX	308 E THOM ST	CHINA GROVE	Evaluation Pending
NONCD0002921	CHINA GROVE TOWN MAINTENANCE AREA	618 SALISBURY ST	CHINA GROVE	Evaluation Pending
NONCD0001367	CRESS PROPERTY/BOSTIAN HEIGHTS SOLVENTS	8207 OLD CONCORD ROAD	SALISBURY	Evaluation Pending
NONCD0001588	DAUGHERTY ROAD	DAUGHERTY ROAD	LANDIS	Evaluation Pending
NONCD0001601	DERRICK TRUCK STOP #2	PEELER ROAD AND I-85	SALISBURY	Evaluation Pending
NONCD0001626	DOMINION YARN - CORLIN PLANT	414 NORTH MARIAH STREET	LANDIS	Evaluation Pending
NONCD0001658	EAST RIDGE ROAD	155 EAST RIDGE ROAD	SALISBURY	Evaluation Pending
NONCD0001664	EBENEZER LUTHERAN CHURCH	JCT OF OLD BEATTY FORD RD AND	ROCKWELL	Evaluation Pending
NONCD0002920	FCX CHEMICALS (FRMR)	KLUMAC RD	SALISBURY	Evaluation Pending
NCD041414780	FIELDCREST MILLS INC./NC FINISHING	US 29/70 N	SPENCER	SPL
NCD066327313	FINETEX, INC.	500 HINKLE LANE	SALISBURY	NFA
NCD081322117	GENERAL ELECTRIC CO/SALISBURY	1114 OLD CONCORD RD	SALISBURY	NFA
NCD980843460	GRANT CREEK WWTP	CRUSE ROAD	SALISBURY	SPL
NCD021388939	HARRIS BATTERY AND METAL CO.	300 W CEMETARY ST	SALISBURY	NFA
NCD108702606	HARTSOE BATTERY	2513 LINA AVE	KANNAPOLIS	SPL
NONCD0003282	HITACHI CHINA GROVE	1 HITACHI METALS DRIVE	CHINA GROVE	Evaluation Pending
NONCD0001872	HOT SPOT SOLVENTS	MIDWAY DRIVE AND SOUTH MAIN ST	SALISBURY	Evaluation Pending
NCD981471873	HWY 801 BARBER	SR 1958 (100 FT. S OF SR1	BARBER	NFA
NONCD0001027	JAKE ALEXANDER BLVD SITE	1709 JAKE ALEXANDER BLVD S	SALISBURY	Evaluation Pending
NCD982095093	JAYS CLEANERS	1803 N MAIN ST	KANNAPOLIS	SPL
NONCD0001936	JOHNSON WELL	135 DILLON STREET	CHINA GROVE	Evaluation Pending
NCD986228054	KANNAPOLIS PCE SPILL	ENOCHVILLE ROAD	KANNAPOLIS	SPL
NONCD0001951	KERN POLYMERIC	465 AIRPORT ROAD	SALISBURY	Voluntary (AA)
NCD000653576	KERN RUBBER CO. URETHANE PLANT	1415 JAKE ALEXANDER RD S	SALISBURY	Voluntary (AA)
NONCD0003155	KESLER MILL	423 N. MARTIN LUTHER KING JR A	SALISBURY	Evaluation Pending
NONCD0002073	MILFORD HILLS PCE SITE	SPRING AND COLONIAL DRIVES	SALISBURY	Evaluation Pending

NONCD0002095	MOORES RENTAL #2	625 NORTH MAIN STREET	SALISBURY	Evaluation Pending
NONCD0002110	MYERS BROTHERS GIN SOLVENTS	3165 WOODLEAF ROAD	SALISBURY	Evaluation Pending
NONCD0002166	NCDOT ASPHALT SITE #35	500 INDUSTRIAL AVE	ROCKWELL	Evaluation Pending
NCN000410468	OAK HAVEN MHP	775 AIRPORT RD	SALISBURY	NFA
NCD980557755	OWENS ILL/SALISBURY BOX PLT	OLD US 29 NORTH	SPENCER	NFA
NCD980503080	PAUL LOVE'S PIT		SPENCER	NFA
NONCD0002616	PEACH ORCHARD LANE	PEACH ORCHARD LN & HARDER ST	SALISBURY	Evaluation Pending
NCD048469993	PROCTOR CHEMICAL CO INC/NATIONAL STA	237 LUMBER STREET	SALISBURY	Evaluation Pending
NONCD0002410	ROCKWELL WELL 003	HWY 52	ROCKWELL	Evaluation Pending
NONCD0002424	ROWLAND WELL	1703 DANIEL STREET	KANNAPOLIS	Evaluation Pending
NONCD0003283	S MAIN SALISBURY	520 S MAIN ST	SALISBURY	Evaluation Pending
NONCD0001145	SALISBURY ASPHALT PLANT/SITE #45	JAKE ALEXANDER BLVD	SALISBURY	Evaluation Pending
NCD986197283	SALISBURY COAL GAS PLANT #1	324 EAST LIBERTY STREET	SALISBURY	Voluntary (AA)
NONCD0002868	STATESVILLE BLVD CONTAMINATION	2620 STATESVILLE BLVD	SALISBURY	Evaluation Pending
NONCD0002562	SUNSHINE MFG - PCE	HIGHWAY 52 SOUTH	ROCKWELL	Evaluation Pending
NCD980843528	TOWN CREEK REGIONAL WWTP	HEILIGTOWN ROAD	SALISBURY	SPL
NCD079054979	UNITED HOUSE OF PRAYER DRUM SITE	501 OLD CONCORD ROAD	SALISBURY	NFA
NC5210022047	USA RESERVE XVIII AIRBORNE CORPS	1825 WOODLEAF RD	SALISBURY	NFA
NONCD0000048	WALKER DRUM DISPOSAL	WYATTS CHURCH GROVE ROAD	GOLD HILL	NFA
NONCD0002898	WOODLEAF & RIDGE PCE	3150 WOODLEAF RD	SALISBURY	Evaluation Pending
NONCD0002754	WOODLEAF ROAD SOLVENT SITE	2021 WOODLEAF ROAD	SALISBURY	Evaluation Pending

RUTHERFORD

NONCD0002597	BURLINGTON INDUSTRIES	1181 OLD CAROLEEN RD	FOREST CITY	Evaluation Pending
NCD986166411	CAMPBELL PROPERTY DRUM	STATE ROAD 1181	RUTHERFORDTON	NFA
NCD981473150	CHERRY MT STREET DRUM	602 CHERRY MOUNTAIN	FOREST CITY	SPL
NONCD0001107	CONE MILLS - FLORENCE PLANT	FLORENCE & DEPOT RDS	FOREST CITY	SPL
NONCD0001562	CRELLIN CORP.	PINE ST.	ALEXANDER MILLS	Evaluation Pending
NCD003162971	ELMORE, CORP THE	204 OAK STREET	SPINDALE	NFA
NCD981003957	HENSON LANDFILL	US HIGHWAY 221 SOUTH	FOREST CITY	NFA w/ Restrictions
NONCD0002237	OMC FACILITY (FORMER)	160 EXECUTIVE DRIVE	RUTHERFORDTON	Evaluation Pending
NCD066307851	POLYSAR INC RESINS DIV	688 VANCE ST	FOREST CITY	NFA
NCD083673616	REEVES BROTHERS	RAILROAD AVE	RUTHERFORDTON	SPL
NONCD0002551	STONECUTTER MILLS CORPORATION	300 DALLAS STREET	SPINDALE	Evaluation Pending
NONCD0002603	TIMKEN US CORP.	1510 HIGHWAY 221 SOUTH	RUTHERFORDTON	Evaluation Pending
NONCD0002954	WATTS INDUSTRIES	100 WATTS RD	SPINDALE	Evaluation Pending
NONCD0000060	WATTS REGULATOR-GENERAL AIDES SITE	WITHROW ROAD	FOREST CITY	SPL

SAMPSON

NONCD0001851	ALCATEL	510 COMMERCE ST	CLINTON	Evaluation Pending
--------------	---------	-----------------	---------	--------------------

NONCD0001668	CORNER COTTON GIN	151 MINGO CHURCH RD	MINGO	SPL
NONCD0001815	HAMILTON BEACH-PROCTOR SILEX	100-A FONTANA STREET	CLINTON	Evaluation Pending
NONCD0001908	INTERPANE GLASS COMPANY	520 EAST RAILROAD STREET	CLINTON	Evaluation Pending
NONCD0001171	RENTAL UNIFORM SERVICES	117 W ELIZABETH STREET	CLINTON	Voluntary (AA)
NCD981929797	SAMPSON COUNTY TRASH DUMPSTER	NEAR SPIVEY'S CORNER	DUNN	NFA
NONCD0002504	SOUTHERN STATES COOP SPILL	SR 1130 LUNDY RD	CLINTON	Non-Haz NFA
NONCD0002668	VANN CROSSROADS	ROANOKE AND CHURCH ROADS	CLINTON	Evaluation Pending
NCD000613364	WEST POINT PEPPERELL CLINTON	HWY 421	CLINTON	NFA

SCOTLAND

NONCD0000040	ABBOTT LABORATORIES	HWYS 401 AND 15-501	LAURINBURG	Voluntary (AA)
NCD082358854	ARMSTRONG RUBBER COMPANY	STATE ROAD 1304	LAUREL HILL	NFA
NONCD0001574	CSX-GIBSON TRAIN DERAILMENT	HIGHWAY 79	GIBSON	NFA
NONCD0003296	EAST CHURCH ST CONTAMINATION	EAST CHURCH ST	LAURINBURG	Evaluation Pending
NONCD0001661	EATON CORPORATION	HWY 401 BYPASS NORTH	LAURINBURG	Voluntary (AA)
NCD982119620	GIBSON MIDNIGHT DUMPING SITE	OFF HIGHWAY 391	GIBSON	NFA
NCD082363102	HELENA CHEMICAL COMPANY	17321 HARRY MALLOY RD	LAURINBURG	SPL
NONCD0000056	JAMES LANDFILL	HWY 74 & SR 1369	LAURINBURG	NFA w/ Restrictions
NONCD0002995	JOHNS MANVILLE LDFL	SKYWAY CHURCH RD	MAXTON	SPL
NONCD0002050	MAXTON OIL & FERT. CO. - SHAW FARM	SR 1424	WAGRAM	Evaluation Pending
NCD986172500	MCLEAN BROTHERS FARM	SR 1415	WAGRAM	SPL
NCD982080152	PEE DEE TIMBER CO	230 W BIZZELL ST	LAURINBURG	SPL
NONCD0002308	PILKINGTON-LIBBY OWEN FORD	US HIGHWAY 74 EAST	LAURINBURG	Evaluation Pending
NCD000605022	PLANT MANAGERS PROPERTY	SR 1614	LAURINBURG	NFA
NONCD0002748	RAIL ROAD FRICTION PRODUCTS	13601 AIRPORT RD	MAXTON	Evaluation Pending
NONCD0002418	ROGOSIN CONVERTERS (KORDSA USA)	17780 ARMSTRONG RD	LAUREL HILL	Evaluation Pending
NONCD0002949	SCOTLAND COUNTY PRISON (FRMR)	22600 WAGRAM RD	WAGRAM	Evaluation Pending
NCD037160439	TOASTMASTER, INCORPORATED	17160 PLANT RD	LAURINBURG	SPL
NONCD0002833	UMICORE CSM NA	17180 AIRPORT RD	MAXTON	Voluntary (AA)
NONCD0001153	UNITED AGRI PRODUCTS DISTRIBUTION	17021 OLD MAXTON ROAD	LAURINBURG	SPL
NONCD0002685	WAGRAM INTENTIONAL DUMP	OFF 401	WAGRAM	Evaluation Pending
NONCD0002711	WESTPOINT STEVENS	AIRPORT ROAD	WAGRAM	SPL

STANLY

NONCD0001177	ALCOA-PINE RD RAVINE DISPOSAL	PINE RD		SPL
NONCD0001094	ALLISON MANUFACTURING CO	930 OLD CHARLOTTE ROAD	ALBEMARLE	SPL
NONCD0001287	AREY/TAYLOR WELLS	24459 HIGHWAY 52	ALBEMARLE	Evaluation Pending
NONCD0001063	ARROWOOD, INC	13183 INDIAN MOUND ROAD	NORWOOD	NFA
NONCD0001319	BAREFOOT-CAROLINA OIL	850 SOUTH SECOND STREET	ALBEMARLE	Evaluation Pending
NONCD0001388	BROOKWOOD INDUSTRIAL	127 CHARTER ST	ALBERMARLE	Evaluation Pending

NONCD0000053	CAROLINA MARBLE CO.	INDIAN MOUND ROAD	ALBEMARLE	SPL
NONCD0001536	CONCORD TELEPHONE	250 N 1ST ST	ALBEMARLE	NFA
NONCD0002936	CONCRETE SUPPLY COMPANY	115 AQUADALE DR	ALBERMARLE	Evaluation Pending
NONCD0001120	EATON AEROQUIP, INC (FORMER)	680 LANIER RD	NORWOOD	Evaluation Pending
NONCD0001137	FABCO FASTENING SYSTEMS/DIXIE YARNS	614 NC HWY 200 S	STANFIELD	Voluntary (AA)
NONCD0002242	FLAME REFRACTORIES, INC	152 AMERICAN DR	OAKBORO	Evaluation Pending
NONCD0001888	HYDROLABS, INC. (ALLIED COLLOIDS)	2028 KINGSLEY DRIVE	ALBEMARLE	Voluntary (AA)
NONCD0001955	KIKER HOSIERY	BROWNS HILL RD	LOCUST	Evaluation Pending
NONCD0003204	KINGSLEY DR METALS	2035 KINGSLEY DR	ALBEMARLE	Evaluation Pending
NONCD0002018	LOVE LUMBER COMPANY #3	301 WEST STANLY STREET	STANFIELD	Evaluation Pending
NONCD0002026	MAIN STREET SOLVENT SITE	WEST MAIN STREET	LOCUST	Evaluation Pending
NONCD0002098	MORGAN MILLS (DAWSON PLANT #6)	200 HWY 24/27	ALBEMARLE	Evaluation Pending
NONCD0002100	MORTON RESIDENCE	HWY 200, S OF STANFIELD	STANFIELD	Evaluation Pending
NONCD0002358	OLD SALISBURY ROAD WELLS	OLD SALISBURY RD	ALBEMARLE	Evaluation Pending
NCD000773655	OLDOVER CORP/CAROLINA SOLITE	RT 2 - SR 2001	NORWOOD	NFA
NONCD0002812	RANDALLS FERRY RD SUPPLY WELLS	17586 RANDALLS FERRY RD	NORWOOD	Evaluation Pending
NONCD0002384	REEVES BROTHERS, INC.	1135 MONTGOMERY AVE	ALBEMARLE	Evaluation Pending
NONCD0000001	STANLY NEWS & PRESS	237 W NORTH STREET	ALBEMARLE	SPL
NONCD0002223	STANLY STATION SHOPPING CENTER	636 NC HWY 27 E	ALBERMARLE	Evaluation Pending
NONCD0002651	UNITED SCREEN PRINTERS, INC.	BROWNS HILL ROAD	LOCUST	Evaluation Pending
NC6210022046	USA RESERVE XVIII AIRBORNE CORPS	1816 E MAIN ST	ALBEMARLE	NFA
NONCD0002749	WISCASSETT MILLS	233 MONTGOMERY AVENUE	ALBEMARLE	Evaluation Pending
NONCD0002770	YADKIN BRICK COMPANY	44266 MOSS LANE	NEW LONDON	Evaluation Pending
STOKES				
NONCD0003269	BAILEYTOWN CHURCH RD AND NC HWY 89 E PCE	BAILEYTOWN CHURCH RD NCHWY89 E	WALNUT COVE	Evaluation Pending
NONCD0001654	DEAN'S 76	3390 US HWY 311 N	PINE HALL	Evaluation Pending
NONCD0000091	DUKE POWER/WALNUT COVE	POWER HOUSE ROAD	WALNUT COVE	SPL
NONCD0001789	OAKLEY'S GROCERY	6148 NC 66 SOUTH	KING	NFA
NONCD0002330	PRIDDY PROPERTY, WINIFRED	4707 HIGHWAY 8 N.	LAWSONVILLE	Evaluation Pending
NCD980250450	REYNOLDS, RJ TOBACCO CO/BROOK COVE	BROOKE COVE STREET SR1941	GERMANTOWN	NFA
NONCD0002872	WALNUT COVE TIRE CENTER, INC	1293 US HWY 311	WALNUT COVE	Evaluation Pending
NONCD0002692	WALNUT COVE, TOWN OF/PUBLIC SUPPLY WELL	MAIN STREET	WALNUT COVE	Evaluation Pending
NONCD0001786	WATT STEVENS	4461 NC HWY 8 N	DANBURY	Evaluation Pending
SURRY				
NONCD0003268	710 PIEDMONT TRIAD WEST DRIVE	710 PIEDMONT TRIAD WEST DRIVE	MOUNT AIRY	Evaluation Pending
NONCD0001226	ADAMS-MILLIS PLANT 2/33 - NONUST	838 S. MAIN ST.	MOUNT AIRY	Voluntary (AA)
NONCD0000016	CMC LANDFILL	EAST MAIN STREET	ELKIN	SPL
NONCD0002987	CMI DRUM CLEANING AREA	200 BLANKET LANE	ELKIN	NFA w/ Restrictions



NONCD0001082	CMI FLYASH DISPOSAL (PARCEL 2)	HWY 268	ELKIN	NFA w/ Restrictions
NONCD0000065	CMI INDUSTRIES	304 EAST MAIN STREET	ELKIN	SPL
NONCD0001092	CMI WWTP (PARCEL1)	HWY 268	ELKIN	SPL
NONCD0001719	FLAVOR-O-RICH	1607 WEST PINE STREET	MT. AIRY	Evaluation Pending
NONCD0001748	GANT STATION, FORMER	102 WEST LEBANON STREET	MOUNT AIRY	Evaluation Pending
NONCD0001821	HANNA SHOEMAKER RESIDENCE	194 ARARAT LONGHILL ROAD	PILOT MOUNTAIN	Evaluation Pending
NCD003233673	HOOVER REPAIR SHOP	461 N SOUTH STREET SR1669	MT AIRY	SPL
NONCD0001446	INTERSTATE SIGN CO	1990 ROCKFORD ST	MOUNT AIRY	Evaluation Pending
NONCD0002044	KAPP ST FERTILIZER SPILL	515 W KAPP ST	DOBSON	Evaluation Pending
NONCD0002125	NC FOAM INDUSTRIES - NONUST	511 CARTER ST.	MOUNT AIRY	Evaluation Pending
NONCD0002151	NCDOT - SURRY COUNTY	HWY 601 NORTH	DOBSON	Evaluation Pending
NONCD0002306	PIKE ELECTRIC, INC.	418 SMITH STREET	MT. AIRY	Evaluation Pending
NCD986166379	PILOT MOUNTAIN TIRE FIRE	DAVENPORT ROAD	PILOT MOUNTAIN	SPL
NONCD0002311	PINE STATE KNITWEAR - C	630 INDEPENDENCE BL	MOUNT AIRY	Evaluation Pending
NONCD0003188	RENFRO CORPORATION	611 LINVILLE ROAD	MOUNT AIRY	Evaluation Pending
NCD003229358	SCM PROCTOR-SILEX/WEAREVER	HAY ST	MOUNT AIRY	SPL
NONCD0002536	STATE ROAD GROCERY	1930 US 21	STATE ROAD	Evaluation Pending
NCD986171254	SURRY COUNTY TIRE FIRE	HWY 268	DOBSON	NFA
NONCD0002588	THE STORE - SILOAM	3069 SILOAM ROAD	SILOAM	Evaluation Pending
NONCD0002791	THE TRIBUNE	214 E MAIN ST	ELKIN	Evaluation Pending
NONCD0002652	UNITED TECHNOLOGIES AUTOMOTIVE	511 HAY ST.	MOUNT AIRY	Evaluation Pending
NCD003464765	VAUGHAN-BASSETT FURNITURE CO.	ROUTE 268 EAST	ELKIN	SPL
NONCD0002632	WHITE SWANS RENTALS	204 E MARKET ST	ELKIN	Evaluation Pending
NONCD0002772	YOCO RENTAL PROPERTY	110 QUAKER ROAD	MT. AIRY	Evaluation Pending
SWAIN				
NONCD0002190	NCDOT SITE #49	HEWITTS RD	NANTAHALA	NFA
NCD098765506	SINGER CO/FURNITURE DIV BRYSON	BRYSON WALK	BRYSON CITY	SPL
TRANSYLVANIA				
NCD980502827	BROWN #1	SR 1504 VANDERBILT RD	PISGAH FOREST	NFA w/ Restrictions
NCD980729537	CAMP STRAUSS	BOLVESTON HIGHWAY SR 276	BREVARD	NFA
NONCD0001523	COATS AMERICAN-SYLVAN PLANT	OLD US 64	ROSMAN	Evaluation Pending
NCD980729677	KNOB CREEK FLYASH DISPOSAL	SR 1540	BREVARD	Voluntary (AA)
NCD055167324	MITCHELL-BISSELL PLANT	HWY US 64	ROSMAN	Evaluation Pending
NONCD0002182	NCDOT ROSMAN-SALT STORAGE	SR 1388	ROSMAN	Non-Haz Site
NCD980728745	OSHIELDS FLY ASH	101 LACY LANE	PISGAH FOREST	SPL
NCD980503072	OWENS LANDFILL/OLIN	OSBORNE ROAD	BREVARD	NFA
NONCD0002985	TOTAL AUTO REPAIR & SERVICE	325 ROSMAN HWY	BREVARD	Evaluation Pending
NONCD0001083	TOXAWAY TANNING CO	MAIN ST	ROSMAN	Evaluation Pending

	NONCD0002621	TRANSAMERICA MEDICAL BUILDING	158 MCCLEAN ROAD	BREVARD	Evaluation Pending
	NCN000410007	TRANSYLVANIA TANNING CO	SILVERSTEEN AVENUE	BREVARD	Evaluation Pending
	NC7210022045	USA RESERVE XVIII AIRBORNE CORPS	E FRENCH BROAD ST	BREVARD	NFA
TYRRELL					
	NONCD0001505	CITY MOTOR PARTS	HWY 64	COLUMBIA	Evaluation Pending
	NONCD0001638	SOUTHERN STATES COOP	US 64 & TRAVIS RD	COLUMBIA	Evaluation Pending
UNION					
	NONCD0001225	ADA MCGEE	5212 LEE MASSEY RD	WAXHAW	NFA
	NONCD0001355	BLOOMSBURG MILLS PLANT - SOLVENT	3000 STITT ST	MONROE	Evaluation Pending
	NONCD0001516	CLONTZ RESIDENCE	5304 LANDSFORD RD	MARSHVILLE	Evaluation Pending
	NONCD0001945	COMAR INDUSTRIES/MELVILLE KNITWARE	915 CURTIS ST	MONROE	Evaluation Pending
	NONCD0002395	CONCRETE SERVICE CO/CEMEX/READY MIX	4206 W UNIONVILLE INDIAN TRAIL	INDIAN TRAIL	NFA
	NONCD0002923	COOPER TOOLS, LLC	3012 MASON ST	MONROE	Evaluation Pending
	NONCD0001717	FIRST CITIZENS BANK	2743 W. ROOSEVELT BLVD	MONROE	Evaluation Pending
	NCD086872082	GENCORP PRINTWORLD INC	2011 ROCKY RIVER ROAD	MONROE	NFA
	NONCD0003178	LUDWIG MUSSER FACILITY	2804 & 2806 MASON ST	MONROE	Evaluation Pending
	NONCD0002039	MASON RESIDENCE	409 BIVENS RD	MONROE	Evaluation Pending
	NCD982145690	MCGEE BROS.-CARRIKER RD - SOLVENT	4608 CARRIKER RD	MONROE	NFA
	NONCD0002092	MONROE ICE AND FUEL (SOLVENTS)	601 NORTH CHARLOTTE AVE	MONROE	Evaluation Pending
	NONCD0002093	MONROE MUNICIPAL SERVICE	2401 WALKUP AVE	MONROE	Evaluation Pending
	NONCD0002122	MORGAN MILL RD CONTAMINATION	5613 MORGAN MILL RD	MONROE	Evaluation Pending
	NONCD0002157	NCDOT ASPHALT SITE NO 12_BOGGS	2318 CONCORD HWY	MONROE	Evaluation Pending
	NONCD0003020	OLD CHARLOTTE HWY PCE 3600 BLOCK	3600 BLOCK OLD CHARLOTTE HWY	MONROE	Evaluation Pending
	NONCD0002329	PRICES PHILLIPS 66	1601 ROOSEVELT AVE	MONROE	Evaluation Pending
	NCD986176030	RHODERIA DRIVE WELLS	LAKESWOOD & RHODERA DRIVE	STALLINGS	SPL
	NONCD0002919	ROCKY RIVER RD PCE	3501 N ROCKY RIVER RD	MONROE	Evaluation Pending
	NCD981863228	SCHERER, R.P.	2021 E. ROOSEVELT BLVD.	MONROE	SPL
	NCD095458709	SCHRADER AUTOMOTIVE PRODUCTS DIV.	1609 AIRPORT ROAD	MONROE	Evaluation Pending
	NCD003155587	SCOTT AVIATION OF MONROE/TOOL SERV	309 W. CROWELL ST	MONROE	SPL
	NCD000616516	SCOVILL INC/SECURITY PRODUCTS	HWY 74 E	MONROE	SPL
	NONCD0002928	SKYWAY DR PCE	1012 SKYWAY DR	MONROE	Evaluation Pending
	NONCD0002527	SQUARE D - CATCH BASIN	1809 AIRPORT RD	MONROE	Evaluation Pending
	NCSFN0406894	STALLINGS SALVAGE	SECRET AVENUE	MONROE	SPL
	NCD986191484	STOUT INTERNATIONAL OF NC, INC	HIGHWAY 74 EAST	MONROE	Evaluation Pending
	NCD986232213	SUMMIT RESOURCE MANAGEMENT	3501 GRIBBLE ROAD	STALLINGS	SPL
	NONCD0002380	SUTTON PARK GROCERY	2701 WALKUP AVE	MONROE	Evaluation Pending
	NCD070619911	TELEDYNE ALLVAC MONROE PLANT	2020 ASHCRAFT AVE	MONROE	SPL
	NCD981930217	UNION COUNTY DRUM	SOUTHERLIN AVENUE	MONROE	NFA

	NCN000410585	UNIONVILLE-INDIAN TRAIL DRUM	RIDGE RD & UNIONVILLE-INDIAN	MONROE	Evaluation Pending
	NCD981030836	WAXHAW STORAGE TANKS	NW CORNER S PROVIDENCE ST	WAXHAW	NFA
VANCE					
	NONCD0001371	BOWMAN BODY SHOP(FREDS)	ST. ANDREWS CHURCH RD	HENDERSON	Evaluation Pending
	NONCD0001397	BURKART CAROLINA	DABNEY DRIVE	HENDERSON	SPL
	NONCD0001527	COFFEY, SARA PROPERTY	339 WEST YOUNG AVENUE	HENDERSON	Evaluation Pending
	NONCD0001084	HENDERSON COAL GAS PLANT	YADKIN STREET	HENDERSON	Voluntary (AA)
	NONCD0003201	HENDERSON LAUNDRY	341 N CHESTNUT ST	HENDERSON	Evaluation Pending
	NCD986215697	KRAJACK TRUCK SPILL	PARHAM ROAD	HENDERSON	NFA
	NCD053528170	LAURENS GLASS/BALL-INCON GLASS PACK	US 1 SOUTH	HENDERSON	NFA
	NONCD0000054	MOORES COMPANY	US 1 BUSINESS & SR 1001	HENDERSON	SPL
	NCD982115040	PERRY BUILDERS - MOBILE TRACT	NICHOLAS ST & SKENES AVE	HENDERSON	SPL
	NCD981863277	PERRY BUILDERS - RALEIGH RD	2846 RALEIGH RD	HENDERSON	SPL
	NONCD0003253	SKENES AVE PCE	220 SKENES AVE	HENDERSON	Evaluation Pending
	NONCD0001062	SWAIM'S TRUCK PARTS & SERVICE	WELCOME AVENUE	HENDERSON	NFA
	NONCD0002973	TONYS AUTOMOTIVE	2396 N GARNETT ST	HENDERSON	SPL
	NCD082362989	TUNGSTEN QUEEN MINE/ATLAS MINE	SR 1348	TOWNSVILLE	Voluntary (AA)
	NC0001122142	VANCE COUNTY DRUM FIRE	HWY 39 N	HENDERSON	NFA
WAKE					
	NONCD0002558	319 S WEST ST DEVELOPMENT	319 WEST ST	RALEIGH	SPL
	NONCD0001033	AMERICAN CONTRACT COATINGS	HWY 55	APEX	SPL
	NONCD0003022	AMETHYST RIDGE DRIVE SOLVENTS	AMETHYST RIDGE DR	RALEIGH	Evaluation Pending
	NONCD0002946	APEX VILLAGE	500-610 WILLIAMS ST	APEX	Evaluation Pending
	NONCD0001170	ARROW DRIVE-CRABTREE CREEK	ARROW DR & GLENWOOD AVE	RALEIGH	NFA
	NCD981929615	AUBURN CHURCH ROAD DRUM	AUBURN CHURCH ROAD	RALEIGH	NFA
	NCD051853547	AUSTIN FOODS	E CHATHAM ST	CARY	SPL
	NONCD0003038	AVERETTE ROAD SOLVENTS	900 AVERETTE ROAD	WAKE FOREST	Evaluation Pending
	NONCD0003191	BAILEY PROPERTY	9101 FALLS OF NEUSE RD	RALEIGH	NFA
	NCD986166155	BAKER (MAGGIE) PROPERTY	1209 TRINITY ROAD	RALEIGH	NFA
	NONCD0001322	BARWELL ROAD WELLS	CHARLES ST & ANN AVE	RALEIGH	Evaluation Pending
	NONCD0003099	BASF	7308 ROUSE RD	HOLLY SPRINGS	Voluntary (AA)
	NONCD0001325	BAZEMORE WAKE LLC SITE	9440 DURANT ROAD	RALEIGH	NFA
	NONCD0003230	BROOKS STREET 610 PROPERTY	610 BROOKS ST	WAKE FOREST	NFA
	NONCD0001223	BROOKS STREET TCE	BROOKS ST	WAKE FOREST	Evaluation Pending
	NONCD0001399	BURKE'S HARDWARE	5227 HILLSBOROUGH STREET	RALEIGH	Evaluation Pending
	NCD980557664	BURLINGTON INDUSTRIES, INC.	US 1 NORTH	RALEIGH	NFA
	NCD982098774	CAL-TONE PAINTS	5115 NEW BERN AVE	RALEIGH	SPL
	NONCD0002969	CAPITAL INN	1625 CAPITAL BLVD	RALEIGH	SPL

NCN000407686	CARALEIGH PHOSPHATE AND FERTILIZER	1601 LAKE WHEELER ROAD	RALEIGH	SPL
NCD991278284	CAROLINA P&L CO. HARRIS NUCLEAR PL	SR 1134	NEW HILL	NFA
NONCD0003080	CAROLINA PINES AVE CONTAMINATION	405 CAROLINA PINES AVE	RALEIGH	Evaluation Pending
NONCD0001057	CARPENTER BATTERY DUMP	CARPENTER FIRE STATION ROAD	CARY	NFA
NCD982101669	CARY VILLAGE 66	1101 WALNUT ST.	CARY	Evaluation Pending
NONCD0001468	CC MANGUM-HIGHWAY 54	6105 CHAPEL HILL ROAD	RALEIGH	Evaluation Pending
NCD080894645	CHLORIDE AUTOMOTIVE BATTERIES	2525 AND 2539 NOBLIN RD	RALEIGH	Evaluation Pending
NONCD0003212	CIRCLE K 2723303 - SOLVENTS	2506 S SAUNDERS ST	RALEIGH	Evaluation Pending
NONCD0003014	CITY OF RALEIGH VEHICLE MAINT.	901 CAPITAL BLVD	RALEIGH	Evaluation Pending
NONCD0002360	C-MINI MART	8035 CHAPEL HILL ROAD	CARY	NFA
NONCD0002821	COMPLETE AUTO CENTER	909 CAPITAL BLVD	RALEIGH	SPL
NCD982116477	CONAGRA FOODS, INC	4851 JONES SAUSAGE RD	GARNER	Voluntary (AA)
NONCD0002875	CONTEMPORARY ART MUSEUM	409 W MARTIN ST	RALEIGH	Evaluation Pending
NONCD0002953	CORNELL DUBLIER ELECTRONICS (FRMR)	118 E JONES ST	FUQUA-VARINA	Evaluation Pending
NCD003195161	CORNING GLASS WORKS	3900 ELECTRONICS DRIVE	RALEIGH	Voluntary (AA)
NONCD0001061	CP&L NORTHERN DIVISION COMPLEX	902 WITHERS RD; SR 1466	GARNER	Voluntary (AA)
NONCD0001418	CROSLAND PROPERTY	HIGH HOUSE RD & DAVIS DR	CARY	NFA
NONCD0001598	DEHAVEN	413 AIRPORT BLVD.	MORRISVILLE	SPL
NONCD0001430	DELL MOORE PROPERTY	5815 HILLSBOROUGH ST	RALEIGH	SPL
NONCD0001575	DOROTHEA DIX PROPERTY	UMSTEAD DR	RALEIGH	Evaluation Pending
NONCD0002289	DUNN, R.F. PROPERTY	6425 GLENWOOD AVE	RALEIGH	Evaluation Pending
NONCD0000037	DURANT PARK	DURANT ROAD	RALEIGH	NFA
NCD040047466	EAST CAROLINA METAL TREAT, INC.	1010 S. SAUNDERS STREET	RALEIGH	NFA
NONCD0003147	EAST MARTIN ST SOLVENT CONTAMINATION	215 SOUTH PERSON ST	RALEIGH	Evaluation Pending
NCN000409811	ELECTRIC MOTOR & TRANSFORMER	1900 S SAUNDERS ST	RALEIGH	SPL
NCD075563932	ESB INC/EXIDE CORPORATION	2510 NORTH BOULEVARD	RALEIGH	NFA
NONCD0001709	FAST FARE 581	2721 MCNEIL STREET	RALEIGH	Evaluation Pending
NONCD0003153	FORMER CONOCO PHILLIPS 66	6000 GLENWOOD AVENUE	RALEIGH	Evaluation Pending
NONCD0003168	FORMER UNION 76 STATION	6101 GLENWOOD AVENUE	RALEIGH	Evaluation Pending
NCD981929243	GILLCREST ROAD DRUM MIDNIGHT	GILLCREST ROAD	WAKE FOREST	NFA
NONCD0001780	GLENWOOD AVENUE	413 SOUTH GLENWOOD AVENUE	RALEIGH	Evaluation Pending
NONCD0002822	GRAY & CREECH (FRMR)	8024 GLENWOOD AVE	RALEIGH	NFA w/ Restrictions
NCD986232379	GRESHAMS LAKE INDUSTRIAL PARK	3220 NORTHSIDE DRIVE	RALEIGH	SPL
NONCD0001064	GUILFORD MILLS PLANT	200 DICKENS ROAD	FUQUAY-VARINA	Voluntary (AA)
NONCD0001303	HARRELL SIGN COMPANY	512 PERSHING RD	RALEIGH	Evaluation Pending
NONCD0002290	HILLIARD FOREST	7503 GREEN HOPE SCHOOL RD	CARY	Evaluation Pending
NONCD0003265	HILLSBOROUGH ST SOLVENTS	5651 HILLSBOROUGH ST	RALEIGH	Evaluation Pending
NONCD0003100	HILLTOP RD CONTAMINATION	5801 HILLTOP RD	RALEIGH	Evaluation Pending

NONCD0001744	HODGE RD & SATTERWHITE DR WELLS	HODGE RD & SATTERWHITE DR	KNIGHTDALE	NFA
NONCD0001865	HOMESTEAD VILLAGE MOBILE HM PK	7434 CAPITAL BLVD.	RALEIGH	NFA
NONCD0002984	HWY 70 W 1100 BLOCK SOLVENTS	US HWY 70 WEST	GARNER	Voluntary (AA)
NONCD0003200	INDUSTRIAL DRIVE TCE	430 INDUSTRIAL DR	WENDELL	Evaluation Pending
NCD003186004	INTERNATIONAL PAPER/RICHMOND GRAVURE	2215 S. WILMINGTON STREET	RALEIGH	SPL
NONCD0001021	ISLEY ESTATE	5640 WESTGATE ROAD	RALEIGH	NFA
NCD000616276	ITT CORPORATION	1208 FRONT ST BLDG K	RALEIGH	NFA
NCD000616284	ITT CORPORATION	3004 INDUSTRIAL DR BDG D	RALEIGH	NFA
NCN000410369	JAMES AUSTIN RD TCE	7834 JAMES AUSTIN ROAD	WILLOW SPRINGS	Evaluation Pending
NONCD0001980	LAN-O-SHEEN, INC.	201 DICKENS RD	FUQUAY-VARINA	Evaluation Pending
NONCD0003067	LEITH CHRYSLER JEEP	5500 CAPITAL BLVD	RALEIGH	Evaluation Pending
NONCD0002992	MCCULLERS WALK PROPERTY	SR 1010 & OLD MCCULLERS RD	RALEIGH	Voluntary (AA)
NONCD0003063	MCNEILS GROCERY	2237 OLD US HWY 1	APEX	Evaluation Pending
NONCD0002069	MICROWAVE LABORATORIES, INC.	8917 GLENWOOD AVE.	RALEIGH	NFA
NONCD0002082	MITCHELL PROPERTY (FORMER)	3601 DOYLE ROAD	ZEBULON	NFA
NONCD0002116	NAPA/LOCKAMY'S BODY SHOP (FORMER)	1305 US 70 HWY WEST	GARNER	Evaluation Pending
NCD991277856	NCDA PESTICIDE LAB STORAGE	BLUE RIDGE ROAD	RALEIGH	NFA
NONCD0002191	NC DOT SITE-C.C. MANGUM US 64E	5201 OLD US 64 EAST	RALEIGH	Evaluation Pending
NONCD0003049	NC DOT-1301 BLUE RIDGE RD	1301 BLUE RIDGE RD	RALEIGH	Evaluation Pending
NONCD0003292	NCSU WATER CHILLER RELEASE	20 WATAUGA CLUB DR	RALEIGH	Evaluation Pending
NONCD0002882	NEEDMORE GENERAL STORE	1921 BASS LAKE RD	FUQUAY-VARINA	Evaluation Pending
NONCD0002201	NEWS & OBSERVER MECH BLV-SPILL	1400 MECHANICAL BLVD.	GARNER	SPL
NONCD0003279	NORTH RALEIGH BLVD VOCS	2010 NORTH RALEIGH BLVD	RALEIGH	Evaluation Pending
NONCD0000077	OLD STATE LAB	950 E. CHATHAM STREET	CARY	NFA
NONCD0001989	PEDEN FAMILY, LLC	1859 CAPITAL BLVD	RALEIGH	Evaluation Pending
NCD000831065	PHOTO CHEMICAL SYSTEMS, INC	105 FOREST DRIVE	KNIGHTDALE	NFA
NCD986229359	PHOTO CHEMICAL SYSTEMS, INC.	11 N. PINE STREET	WENDELL	NFA
NCD986166171	PIERCE (LYNN) PROPERTY	ROUTE 5	APEX	NFA
NONCD0001393	PILOT MILLS	1121 HAYNES ST	RALEIGH	Evaluation Pending
NONCD0002943	POOLE ROAD PCE	POOLE RD	RALEIGH	Evaluation Pending
NONCD0001659	POWERHOUSE SQUARE	JONES & WEST STREETS	RALEIGH	Evaluation Pending
NCD982153280	PRECISION ALLOYS	1040 CORPORATION PKWY	RALEIGH	NFA
NCD986188894	RALEIGH COAL GAS PLANT NO. 1	S MCDOWELL & W CABARRUS STS	RALEIGH	Voluntary (AA)
NCD986188902	RALEIGH COAL GAS PLANT NO. 2	600 WEST CABARRUS STREET	RALEIGH	Voluntary (AA)
NONCD0003260	RALEIGH ICE CENTER	912 HODGES ST	RALEIGH	Evaluation Pending
NCD045915568	RALEIGH METAL PROCESSORS	2310 GARNER RD	RALEIGH	Evaluation Pending
NCD991278920	RALEIGH NEUSE RIVER WWTP	BATTLE-BRIDGE RD SR 2552	RALEIGH	Evaluation Pending
NONCD0001125	RALEIGH TTA-DILLON PARCEL A	102 S WEST ST	RALEIGH	SPL

NONCD0001126	RALEIGH TTA-DILLON PARCEL B	S WEST ST	RALEIGH	SPL
NONCD0001127	RALEIGH TTA-DILLON PARCEL C	510 & 602 W MARTIN ST	RALEIGH	SPL
NONCD0001123	RALEIGH TTA-SE PARCEL	S WEST ST & MORGAN ST	RALEIGH	SPL
NONCD0001124	RALEIGH TTA-WILSON PARCEL	200 S WEST ST	RALEIGH	SPL
NONCD0002365	RALEIGH WELDING WORKS (FORMER)	414 SOUTH EAST STREET	RALEIGH	Evaluation Pending
NONCD0002374	RAY PAVING (FORMER)/98 FOOD MART	995 DURHAM RD	WAKE FOREST	Evaluation Pending
NONCD0002377	RC MOTOR COMPANY	6921 CAPITAL BLVD	RALEIGH	Evaluation Pending
NONCD0002379	REA CONSTRUCTION-WEST RALEIGH	5801 CHAPEL HILL ROAD	RALEIGH	SPL
NONCD0003166	ROBB PROPERTIES	1300-1318 CAPITAL BOULEVARD	RALEIGH	Evaluation Pending
NONCD0002416	ROGERS REALTY PROPERTY	502 W MORGAN ST	RALEIGH	Evaluation Pending
NONCD0001203	ROYAL/CROWN PONTIAC	2501 CAPITAL BLVD	RALEIGH	NFA
NONCD0003125	SALISBURY STREET CONTAMINATION	616 SOUTH SALISBURY ST	RALEIGH	Evaluation Pending
NONCD0003171	SANITARY LAUNDRY	417 S MCDOWELL ST	RALEIGH	Evaluation Pending
NONCD0003219	SAWYER ROAD STOCKPILES - A	1451 SAWYER RD	RALEIGH	Evaluation Pending
NONCD0003226	SAWYER ROAD STOCKPILES - B	1421 SAWYER RD	RALEIGH	Evaluation Pending
NONCD0002448	SBI FACILITY	121 EAST TRYON RD	RALEIGH	Evaluation Pending
NONCD0000019	SIR WALTER GUN CLUB	US 64	KNIGHTDALE	SPL
NONCD0002475	SIRCHIE FINGERPRINT LAB	5831 TRIANGLE DR	RALEIGH	Evaluation Pending
NONCD0003001	SMOKEY HOLLOW	WEST AND PEACE STREETS	RALEIGH	Evaluation Pending
NONCD0003018	SOUTH BLOUNT STREET SOLVENTS	S BLOUNT & S PERSON STS	RALEIGH	Evaluation Pending
NONCD0003236	SPEEDWAY 6986	3912 WESTERN BLVD	RALEIGH	Evaluation Pending
NCN000402583	STACKPOLE COMPOENTS/ARK-LES LABS	3400 YONKERS ROAD	RALEIGH	Evaluation Pending
NONCD0002546	STOCK BUILDING SUPPLY	1701 NORTH SALEM STREET	APEX	Evaluation Pending
NONCD0003006	STORAGE MAX VI	1932 WAKE FOREST RD	RALEIGH	Evaluation Pending
NONCD0002947	SURTRONICS ELECTROPLATING	4001 BERYL RD	RALEIGH	Evaluation Pending
NCD981028236	TAYLOR'S POND TOWNHOUSES	115 BRIGHTLEAF COURT	CARY	NFA
NCD086326741	TEXACO INC/APEX	2232 TEN TEN RD	APEX	NFA
NCN000410936	TRAWICK RD/BOND ST	TRAWICK RD	RALEIGH	Evaluation Pending
NONCD0002981	TRI POINT-CAROLINA FREIGHTLINER	3500 YONKERS RD	RALEIGH	Voluntary (AA)
NONCD0003010	TRIANGLE RENT-A-CAR	5401 HILLSBOROUGH ST	RALEIGH	Evaluation Pending
NONCD0002629	TRIANGLE RESEARCH & DEVELOPMEN	2602 S ELM ST	RALEIGH	Evaluation Pending
NONCD0003140	TRYON HILL DR SOLVENT CONTAMINATION	905 TRYON HILL DR	RALEIGH	Evaluation Pending
NONCD0002831	TWIN LAKES SUBDIVISION	223 ROPE WALK COURT	MORRISVILLE	NFA
NC4210022907	USA RESERVE XVIII AIRBORNE CORPS	2017 W GARNER ST	GARNER	NFA
NC9210020732	USA RESERVE XVIII AIRBORNE CORPS	3115 WESTERN BLVD	RALEIGH	NFA
NONCD0003198	W MARTIN STREET TCE	313 W MARTIN ST	RALEIGH	Evaluation Pending
NONCD0003186	W SOUTH ST TCE	601 W SOUTH ST	RALEIGH	Evaluation Pending
NONCD0002683	W.E. GARRISON COMPANY	5820 FAYETTEVILLE ROAD	RALEIGH	Evaluation Pending

	NONCD0000066	WAKE AUTO PARTS (FORMER)	3520 TRYON RD	RALEIGH	SPL
	NONCD0002688	WAKE COUNTY HOMELESS SHELTER(MONTGOMERY	1420 S. WILMINGTON STREET	RALEIGH	Evaluation Pending
	NONCD0002689	WAKE COUNTY SCHOOLS-NOBLE ROAD FORMER MA	503 NOBLE ROAD	RALEIGH	Evaluation Pending
	NONCD0002672	WAKE ENTERPRISES, INC	3333 AIR PARK RD	FUQUAY-VARINA	NFA
	NONCD0001403	WAKEFIELD CITGO	23 SUNNYBROOK RD	RALEIGH	Evaluation Pending
	NCD065302267	WASTE INDUSTRIES	4900 CRAFTSMAN DRIVE	RALEIGH	NFA
	NCD980843106	WEATHERSFIELD PLACE CONDOMINIUM	774 WEATHERGREE DRIVE	RALEIGH	NFA
	NONCD0002701	WEAVEXX CORPORATION	11120 CAPITOL BOULEVARD	WAKE FOREST	NFA
	NONCD0002707	WESTGATE PROPERTY	8720 FLEET SERVICE DRIVE	RALEIGH	NFA
	NCD003195963	WESTINGHOUSE ELEC METER & LIGHT	US 1 N	RALEIGH	SPL
	NONCD0002728	WILLIAMS, E. W. FACILITY	8200 AND 8250 FAYETTEVILLE RD	RALEIGH	SPL
	NCN000404408	WOODLIEF ROAD TCE	9008 WOODLIEF RD	WAKE FOREST	Evaluation Pending
	NCD991277807	WOOLFOLK CHEMICAL WORKS	WILSON ROAD	WENDELL	NFA
	NONCD0002773	ZEMA CORP.	6514 CHAPEL HILL RD.	RALEIGH	Evaluation Pending
	NCR000135418	ZNR, INC	1020 CORPORATION PKWY	RALEIGH	SPL
WARREN					
	NONCD0002363	BOYD'S CLEANERS	295 MASON DREWERY RD	MANSON	Evaluation Pending
	NONCD0002830	CSX RAILWAY, NORLINA TO LITTLETON	RR TRACK NORLINA TO LITTLETON		Evaluation Pending
WASHINGTON					
	NCD981015803	CAROLINA ALUMINUM STATE RD 1126 DUMP	SR 1126 1.7 MILES SOUTH O	CRESWELL	NFA
	NCD981015746	CAROLINA ALUMINUM/HERBERT TAYLOR	SR 1125	ROPER	SPL
	NCD000813592	GA-PACIFIC CORP/HDWD SAW	PLYWOOD DR	PLYMOUTH	SPL
	NONCD0001985	LEBANON CHEMICAL CORPORATION	1665 HIGHWAY 64 E	PLYMOUTH	SPL
	NCD000605055	PLYMOUTH SHOPPING CENTER	HIGHWAY 64 & 32	PLYMOUTH	NFA
	NCD075570820	PLYMOUTH WOOD TREATING COMPANY	N HWY 45	PLYMOUTH	SPL
WATAUGA					
	NONCD0001825	HARMON RESIDENCE, LARRY	5195 OLD HIGHWAY 321	SUGAR GROVE	Evaluation Pending
	NONCD0001907	INTERNATIONAL RESISTIVE CORP.	736 GREENWAY RD.	BOONE	Voluntary (AA)
	NCD986228757	KAPLAN ETHYL ETHER DRUMS	1410 BEECH MOUNTAIN PKWY.	BEECH MOUNTAIN	NFA
	NONCD0001095	MOSES CONE MEMORIAL PARK	BLUE RIDGE PKWY	BLOWING ROCK	SPL
	NONCD0002141	NCDOT - SITE #38 BROWN BROTHERS ASPHALT	HWY 105	BOONE	Evaluation Pending
	NONCD0001112	OLD JOHN'S RIVER ROAD DUMP	MILE MARKER 296.1, BR PKWY	BLOWING ROCK	NFA
	NONCD0001930	PANTRY 141	771 BLOWING ROCK RD	BOONE	Evaluation Pending
	NONCD0001139	VERMONT AMERICAN	STATE FARM RD	BOONE	Voluntary (AA)
	NONCD0001013	VERMONT AMERICAN CORP-WOOD PROP		BLOWING ROCK	NFA
WAYNE					
	NCD045924339	ACME UNITED CORPORATION	HWY 117	FREMONT	Voluntary (AA)
	NONCD0003023	AIRBORO TEXACO (FRMR)	1619 S SLOCUMB ST	GOLDSBORO	NFA

NONCD0002777	APAC-GOLDSBORO ASPHALT PLANT	2421 ARRINGTON BRIDGE RD	GOLDSBORO	SPL
NCN000404504	BEST SAND & GRAVEL MAINT. SHOP	117 BEST SAND AND GRAVEL ROAD	GOLDSBORO	Evaluation Pending
NCD000830661	CAROLINA P&L CO. LEE STEAM ELEC	SR 1007	GOLDSBORO	NFA
NONCD0001690	CITY OF GOLDSBORO MAINTENANCE COMPLEX	1601 N CLINGMAN ST	GOLDSBORO	SPL
NONCD0002598	COOPER BUSSMAN	210 DIXIE TRAIL	GOLDSBORO	NFA
NONCD0001491	COUSINS PERSONAL MINI-STORAGE	723 HWY 117 N BYPASS	GOLDSBORO	SPL
NONCD0001558	DANIELS PROPERTY	200 N MALLORY ST	GOLDSBORO	Evaluation Pending
NCD000813683	GA-PACIFIC CORP CHIP-N-SAW	OLD MOUNT OLIVE HIGHWAY	DUDLEY	NFA
NCD000813659	GA-PACIFIC CORP COMPLY	OLD MOUNT OLIVE HIGHWAY	DUDLEY	NFA
NCD003198967	GENERAL ELECTRIC CO/CAROLINA	900 N GEORGE ST	GOLDSBORO	SPL
NONCD0003237	GOLDSBORO BULK PLANT	610 N JAMES ST	GOLDSBORO	Evaluation Pending
NCD986197309	GOLDSBORO COAL GAS PLANT #1	VIRGINIA AND VINE STREETS	GOLDSBORO	Voluntary (AA)
NONCD0000043	GOLDSBORO IRON & METAL	801 N JOHN ST	GOLDSBORO	Evaluation Pending
NONCD0002891	GOLDSBORO MILLING-MILL #1 & #2	938 MILLERS CHAPEL RD	GOLDSBORO	Voluntary (AA)
NCD039102959	HEVI-DUTY ELECTRIC/GENERAL SIG	2701 HWY 117 S	GOLDSBORO	NFA w/ Restrictions
NONCD0003036	HOLCOMBE HERBICIDE FIRE	1717 NC HWY 581	PIKEVILLE	Evaluation Pending
NONCD0000018	ICI AMERICAS (FORMER)	703 NOR-AM ROAD	PIKEVILLE	NFA
NCD980557631	LIVEWIRE ELEC CO/CALIFORNIA SPRAY	1004 SOUTH GEORGE STREET	GOLDSBORO	SPL
NONCD0003225	NATIONAL SALVAGE FIRE	430 OLD MT OLIVE HWY	DUDLEY	NFA
NONCD0000052	NC CONSOLIDATED HIDE CO.	BRICK ROAD	GOLDSBORO	NFA
NCD024577421	NORTH CAROLINA SALVAGE CO.	HWY 117 SOUTH	GOLDSBORO	SPL
NONCD0001053	PARAMOUNT CHEVROLET	3300 HWY 70 BYPASS EAST	GOLDSBORO	NFA
NONCD0002839	PERRY AUTO/YOUNG RESIDENCE	4172 US 117 SOUTH	DUDLEY	NFA
NCD986188043	PINEWOOD DUMP SITE	302 NEW HOPE ROAD	GOLDSBORO	NFA
NONCD0002795	RD PATE ESTATE	101 E MAIN ST	PIKEVILLE	Evaluation Pending
NONCD0002421	ROHR CHEMICAL, INC.	694 SHERIDAN FORREST RD.	GOLDSBORO	Evaluation Pending
NCD065295495	TEXFI IMPRESSIONS	401 PATETOWN RD	GOLDSBORO	SPL
NONCD0002646	UNIFIRST CORPORATION (FRMR TEXTILEASE)	800 SOUTH JOHN STREET	GOLDSBORO	Voluntary (AA)
NCN000409779	WAYNE AGRICULTURAL WORKS	700 S JOHN ST	GOLDSBORO	SPL
WILKES				
NONCD0000039	ABITIBI-PRICE CORPORATION	US 268	ROARING RIVER	NFA
NONCD0001254	AMERICAN DREW PLANT 12	1101 WEST D STREET	NORTH WILKESBOR	Evaluation Pending
NONCD0001750	ARTHUR LOWE JUNK YARD	1502 RIVER LIBERTY CHURCH GRV	NORTH WILKESBOR	NFA
NCD048184451	BURLINGTON HOME CHAIR	HIGHWAY 268	RONDA	SPL
NCD003221462	GARDNER MIRROR CORPORATION	HWY 268 E	NORTH WILKESBOR	NFA
NONCD0000050	HWY 268 MIRROR WASTE DUMP	HWY 268	NORTH WILKESBOR	NFA w/ Restrictions
NONCD0002474	SINK PROPERTY, CHARLES	VANCE STREET	NORTH WILKESBOR	Evaluation Pending
NCD986211274	STONEY FORK CREEK DRUM DUMP SITE	MT. ZION ROAD	DEEP GAP	SPL



WILSON	NONCD0002719	WILBORN PROPERTY, GARFIELD	2366 RED, WHITE AND BLUE ROAD	ROARING RIVER	Evaluation Pending
	NONCD0000038	AYCOCK PROPERTY	SR 1162 & 1103	WILSON	SPL
	NONCD0002515	BOYETTE PROPERTY	403 FOREST HILLS RD	WILSON	Evaluation Pending
	NCD980845119	BUCKHORN PESTICIDES	NC 581 & NC 42	WILSON	SPL
	NONCD0002815	CAROLINA CHEMICAL CORP (FORMER)	6600 WARD BLVD	WILSON	SPL
	NONCD0001554	COX DODGE (FORMER)	1501 LIPSCOMB ROAD	WILSON	SPL
	NONCD0001297	CRADY COURT SITE	7769 CRADY CT	STANTONSBURG	NFA
	NONCD0001686	ERSHIGS, INC.	300 LAYTON ST.	WILSON	NFA
	NCD067191262	FIRESTONE TIRE AND RUBBER COMPANY	HWY 301	WILSON	SPL
	NONCD0001735	FOSTER FORBES GLASS	2200 FIRESTONE PARKWAY	WILSON	Evaluation Pending
	NONCD0001109	FRIENDLY CLEANERS	605 S. PENDER ST	WILSON	SPL
	NCD003182805	HACKNEY BROTHERS BODY CO.	HERRING AVE & PENDER ST	WILSON	Evaluation Pending
	NONCD0000089	JOHN MORRELL & CO	2401 WILCO BLVD S	WILSON	Evaluation Pending
	NCD040052854	KAISER AGRICULTURAL CHEMICALS (FRMR)	510 E BARNES ST	WILSON	Evaluation Pending
	NONCD0001118	KIDDE TECHNOLOGIES	4200 AIRPORT DR	WILSON	Voluntary (AA)
	NCD982084113	LINAMAR FORGINGS/CAROLINA FORGE	2401 STATONSBURG RD SOUTHEAST	WILSON	Voluntary (AA)
	NCD982174492	NATIONAL PIN	SR 1572/7776 CRADY COURT	SARATOGA	NFA
	NONCD0002268	PARKER HANNIFIN-WILSON	2600 WILCO BLVD.	WILSON	NFA w/ Restrictions
	NONCD0002128	PURINA MILLS	HWY 301 SOUTH	WILSON	NFA w/ Restrictions
	NCD981468960	ROCK QUARRY FARM DRUM BURIAL	1/3MI SW SR1400/1402 INT	ELM CITY	NFA
	NONCD0002265	SOUTHERN STATES COOP-WILSON SERVICE	6601 WARD BLVD	WILSON	Evaluation Pending
NONCD0002528	ST WOOTEN ASPHALT /P-27	SR 1301 (GREEN POND RD.)	SIMS	Evaluation Pending	
NCD986166700	TOISNOT SWAMP	PINE STREET	WILSON	NFA w/ Restrictions	
NONCD0001005	TRANSEASTERN CORP.	509 S LODGE ST	WILSON	SPL	
NONCD0000081	TRITON, INC	1610 SOUTH WARD BLVD	WILSON	SPL	
NONCD0002740	WILSON TECH-FIRE TRAINING	2315 WHITLEY RD	WILSON	Evaluation Pending	
YADKIN	NCD071579528	FORBUSH METAL	SPEER BRIDGE ROAD	YADKINVILLE	SPL
	NONCD0001873	HOWARD STREET WELL	165 HOWARD STREET	BOONVILLE	Evaluation Pending
	NONCD0003037	PARRISH TIRE	547 WINSTON ROAD	JONESVILLE	Evaluation Pending
	NONCD0003266	WILLIAMS AND GENTRY PCE	913 W MAIN ST	YADKINVILLE	Evaluation Pending
YANCEY	NONCD0001305	AVONDALE MILLS/HIGH FIVE	700 WEST MAIN STREET	BURNSVILLE	Evaluation Pending
	NONCD0000021	CRABTREE MEADOWS DUMP	BLUE RIDGE PKWY MP 340.2		NFA
	NCD003158094	GLEN RAVEN MILLS	EAST MAIN STREET	BURNSVILLE	SPL
	NONCD0002866	OMC/BOMBARDIER	1 OMC DRIVE	BURNSVILLE	Evaluation Pending
	NONCD0001004	TIPTON HILL SCHOOL	TIPTON HILL SCHOOL ROAD	BURNSVILLE	NFA

Definitions: Evaluation Pending  
SPL – Sites Priority List  
Voluntary (AA) – Voluntary Action

NFA – No Further Action  
NFA w/Restr. – No Further Action with property-use restrictions  
Non-Haz Site – Non-hazardous substance site

## **Appendix E**

### **Inactive Hazardous Sites Inventory – Pre-Regulatory Landfills**

## Inactive Hazardous Sites Inventory - Pre-Regulatory Landfills

County	ID Number	Site Name	Address	City
ALAMANCE	NONCD0000102	ALAMANCE GARBAGE SERVICE	FREELAND TRAIL	BURLINGTON
	NONCD0000726	CIVIC CENTER AREA	GOLEY STREET	GRAHAM
	NONCD0000723	DURHAM ST LDFL	DURHAM STREET EXT.	BURLINGTON
	NONCD0000730	ELON COLLEGE LDFL - AMICK RD	AMICK RD	ELON COLLEGE
	NONCD0000819	GIBSONVILLE PROPERTIES	ALAMANCE STREET AT MEADOW STREET	GIBSONVILLE
	NONCD0000104	GRAHAM DISPOSAL	COOPER RD (SR 2109)	GRAHAM
	NONCD0000722	HANOVER RD LDFL	HANOVER RD	BURLINGTON
	NONCD0000101	MEBANE DUMP	CORRIGIDOR ROAD	MEBANE
	NONCD0000106	OLD CITY OF BURLINGTON SOLID WASTE DISPOSAL	ANTHONY ROAD	BURLINGTON
	NONCD0000727	PORTER AVENUE LDFL	PORTER AVENUE	GRAHAM
	NONCD0000724	S MEBANE ST LDFL	S MEBANE ST	BURLINGTON
	NONCD0000721	STONE QUARRY RD LDFL	STONE QUARRY RD	BURLINGTON
	ALEXANDER	NONCD0000108	BETHLEHEM COMMUNITY DUMP	SHILOH CHURCH RD
NONCD0000111		OLD ALEXANDER COUNTY LF (SR 1608)	WARREN ACRES LANE	TAYLORSVILLE
NCD981021090		ROGERS PROPERTY	256 JEFF WALKER LANE	HIDDENITE
NONCD0000109		SANITARY PICK-UP SERVICE	46 WARREN RD	TAYLORSVILLE
NONCD0000112		TAYLORSVILLE DUMP	CARSON CHAPEL RD	TAYLORSVILLE
ALLEGHANY	NONCD0000113	OLD ALLEGHANY COUNTY LF	SOUTHSIDE DR	SPARTA
	NONCD0000114	SPARTA REFUSE DISPOSAL	271 GRANDVIEW AVE	SPARTA
ANSON	NONCD0000119	BRONSON SAND & GRAVEL LANDFILL	CLARK MOUNTAIN ROAD	LILESVILLE
	NONCD0000116	MORVEN DUMP	ROSEHAVEN ROAD	MORVEN
	NONCD0000118	PEACHLAND DUMP	GERMAN HILL ROAD	PEACHLAND
	NONCD0000115	POLKTON DUMP	BILL CURLEE ROAD (SR 1415)	POLKTON
	NONCD0000772	W R BONSALE #1	HAILEY'S FERRY ROAD	LILESVILLE
	NONCD0000774	W R BONSALE #2	HAILEY'S FERRY ROAD	LILESVILLE
	NONCD0000117	WADESBORO LANDFILL	MAPLE LANE	WADESBORO
ASHE				

AVERY	NONCD0000120	ASHE COUNTY LANDFILL	WADE BARE RD	JEFFERSON
	NONCD0000122	CROSSNORE REFUSE DUMP	HORTON RD	CROSSMORE
	NONCD0000123	ELK PARK DUMP	N65-19E	ELK PARK
	NONCD0000121	GREEN VALLEY DUMP	BRUSHY CREEK RD	SPRUCE PINE
BEAUFORT	NONCD0000124	NEWLAND REFUSE DUMP	HICKORY NUT GAP	NEWLAND
	NONCD0000126	AURORA DUMP	SR 1921, 1 MILE EAST OF AURORA	AURORA
	NONCD0000128	BATH DUMP	POSSUM HILL ROAD (SR 1743)	BATH
	NONCD0000131	BELHAVEN DUMP	BUSINESS US 264 AND CAMPBELL'S LANE	BELHAVEN
	NONCD0000127	CHOCOWINITY DUMP	OLD US 17 HIGHWAY SOUTH	CHOCOWINITY
	NCD986166734	OLD BEAUFORT COUNTY LF	FLANDERS FILTER ROAD	WASHINGTON
	NONCD0000130	PANTEGO DUMP	OLD COUNTRY ROAD (SR 1706)	BELHAVEN
	NONCD0000133	PANTEGO REFUSE DISPOSAL	25179 US HIGHWAY 264 EAST	PANTEGO
	NONCD0000132	PUNGO DUMP	NC HIGHWAY 99 NORTH	PANTEGO
	NONCD0000125	SUBURBAN SANITATION SERVICE DUMP	OLD BATH HIGHWAY	WASHINGTON
	NONCD0000135	TOWN OF WASHINGTON PARK DUMP	KEYSVILLE CHURCH RD. (SR 1506)	WASHINGTON
	NONCD0000129	WASHINGTON DUMP	PLYMOUTH STREET	WASHINGTON
	NONCD0000134	WASHINGTON PARK DUMP	RIVER ROAD (SR 1300)	WASHINGTON
	BERTIE	NONCD0000142	COLERAIN REFUSE DISPOSAL	NC 42 EAST
NONCD0000136		KELFORD DUMP	HARRELLS SIDING ROAD (SR 1208)	KELFORD
NONCD0000140		LEWISTON REFUSE DISPOSAL	551 BLACK JACK ROAD (SR 1135)	LEWISTON
NONCD0000139		ROXOBEL REFUSE DISPOSAL	HARRELLS SIDING ROAD (SR 1208)	KELFORD
NONCD0000141		WINDSOR REFUSE DISPOSAL AREA	EAST ELM STREET	WINDSOR
BLADEN	NONCD0000148	BLADENBORO REFUSE DISPOSAL	WEST BLADEN STREET	BLADENBORO
	NONCD0000147	CLARKTON REFUSE DISPOSAL	BROWN MARSH ROAD (SR 1700)	CLARKTON
	NONCD0000144	DUBLIN REFUSE DUMP	RICE POND ROAD	DUBLIN
	NONCD0000145	ELIZABETHTOWN REFUSE DISPOSAL	QUEEN STREET	ELIZABETHTOWN
	NONCD0000143	TAR HEEL REFUSE DISPOSAL	TAR HEEL FERRY ROAD (SR 1316)	TAR HEEL
	NONCD0000146	WHITE LAKE REFUSE DUMP	EAST WILLIAMS STREET	WHITE LAKE
BRUNSWICK	NONCD0000160	BOILING SPRINGS LAKES DUMP	INTERSECTION OF LUBEE ROAD AND SIOUX RC	BOILING SPRINGS

	NONCD0000149	BOLIVIA REFUSE DISPOSAL	161 DANFORD RD. SE (SR 1513)	BOLIVIA
	NONCD0000150	GRISSETTOWN LANDFILL	ANGEL'S CLUB DRIVE	SEASIDE
	NONCD0000155	LONG BEACH REFUSE DISPOSAL	4110 AIRPORT ROAD	LONG BEACH
	NONCD0000656	OCEAN ISLE DUMP	HALE SWAMP ROAD	OCEAN ISLE
	NONCD0000159	SHALLOTTE REFUSE DUMP	NC 130	SHALLOTTE
	NONCD0000152	SHALLOTTE SANITARY LANDFILL	2930 POCONO TRAIL, SW	SHALLOTTE
	NONCD0000810	SUNNY POINT BASE LANDFILL	SUNNY POINT ROAD	SOUTHPORT
	NONCD0000151	WINNABOW LANDFILL	5719 BELMONT ROAD NE	WINNABOW
	NONCD0000158	YAUPON BEACH DUMP	MCGLAMMERY STREET	OAK ISLAND
BUNCOMBE				
	NONCD0000773	AZALEA ROAD LANDFILL	HARDESTY RD	OTEN
	NONCD0000166	BLACK MOUNTAIN	11 TOM BROWN RD	BLACK MOUNTAIN
	NONCD0000682	BUNCOMBE CO LF/E CANTON LF/OLD CHANDLER LI	LITTLE PINEY RD	ENKA
	NONCD0000162	CANDLER REFUSE DISPOSAL AREA	103 DANIEL RIDGE RD	CANDLER
	NCD980558019	ELK MOUNTAIN LDFL/ASHVILLE CITY LF	ELK PARK DR	ASHEVILLE
	NCD980557946	FAIRVIEW LANDFILL	HOLLYWOOD RD.	FAIRVIEW
	NCD980557953	FISHBURNE LANDFILL	39 BRADLEY BRANCH RD.	ARDEN
	NONCD0000163	FISHBURNE REFUSE DUMP	BRADLEY BRANCH RD	ARDEN
	NCD980557912	GROVE STONE LF	842 OLD US HWY 70	BLACK MOUNTAIN
	NCD980558035	HOMINY CREEK LF	190 HOMINY CREEK RD.	ASHEVILLE
	NCD008839276	MONEY-WORTH, INC.	US 70 EAST	SWANNANOA
	NONCD0000811	PEARSON BRIDGE DUMP	690 RIVERSIDE DR	ASHEVILLE
	NCD980558027	POND ROAD LF #2	79 AND 80 POND RD.	ASHEVILLE
	NCD980557987	SWANNANOA LANDFILL	MOUNTAIN RIDGE RD.	SWANNANOA
	NONCD0000161	WEAVERVILLE LANDFILL	LAKESHORE RD	WEAVERVILLE
BURKE				
	NONCD0000168	BRISTOL CREEK COMM. DUMP	1180 SUNDANCE LANE	CHESTERFIELD
	NONCD0000172	DREXEL DUMP	524 BRYANT RD	DREXEL
	NONCD0000169	DYSARTSVILLE DUMP	5391 MORNING STAR CHURCH RD	DYSARTSVILLE
	NONCD0000173	GLEN ALPINE DUMP	2414 CONLEY BUMGARNER RD	GLEN ALPINE
	NONCD0000171	HENRY RIVER COMM. DUMP	4300 HENERY RIVER RD	HILDEBRAN
	NONCD0000651	HICKORY LANDFILL	CITY OF HICKORY REGIONAL AIRPORT	HICKORY
	NONCD0000170	HILDEBRAN DISPOSAL AREA	TEX'S FISH CAMP RD	HILDEBRAN
	NONCD0000177	MORGANTOWN DUMP	VINE ARDEN RD	MORGANTON

CABARRUS	NONCD0000174	VALDESE REFUSE DUMP	1400 FALLS RD NW	VALDESE
	NONCD0000799	ARTHUR ALLMAN DUMP	3224 POPLAR TENT RD.	CONCORD
	NCD980502850	CABARRUS DISPOSAL DUMP	ZION CHURCH RD.	CONCORD
	NONCD0000182	CHARLOTTE MOTOR SPEEDWAY LF#1	LOWES MOTOR SPEEDWAY	CONCORD
	NONCD0000180	CONCORD LANDFILL	850 WARREN COLEMAN BLVD. SOUTH	CONCORD
	NONCD0000178	EARNHARDT ROAD DUMP	DICKENS PLACE	KANNAPOLIS
	NONCD0000179	FISHERTOWN DUMP	ROME ST.	KANNAPOLLIS
	NONCD0000797	FRANK JAMES DUMP	6210 HILLTOP AVE.	KANNAPOLIS
	NONCD0001028	GURLEY DRIVE LDFL	292 GURLEY DR.	CONCORD
	NONCD0000802	LES MYERS PARK	338 LAWDALE AVENUE EXTENSION	CONCORD
	NONCD0000818	LINKER PROPERTIES	5225 FIREBRICK LANE	CONCORD
	NONCD0000181	MOUNT PLEASANT DUMP	MOUNT PLEASANT RD. (SR 1006)	MOUNT PLEASANT
CALDWELL	NONCD0000194	BLOWING ROCK LF	PACK HILL RD	BLOWING ROCK
	NONCD0000716	CHARLIE LITTLE RD LDFL	DUDLEY SHOALS RD	GRANITE FALLS
	NONCD0000187	CHESTER REFUSE DISPOSAL	DAVE CHESTER DR	LENOIR
	NONCD0000770	DUDLEY SHOALS LDFL 2	621 DUDLEY SHOALS	DUDLEY SHOALS
	NONCD0000769	DUDLEY SHOALS RD LDFL	DUDLEY SHOALS RD	DUDLEY SHOALS
	NONCD0000188	GARNES REFUSE DUMP	2250 GARNES PLACE	LENOIR
	NONCD0000186	GRANITE FALLS DUMP	QUARRY RD	GRANITE FALLS
	NONCD0000191	HELTON REFUSE DUMP	5351 CANNON DR	GRANITE FALLS
	NONCD0000826	LENOIR CITY LANDFILL	829 FAIRVIEW DR SW	LENOIR
	NONCD0000193	LENOIR DUMP	BEARD COLLETTSVILLE RD	LENOIR
	NONCD0000190	RHODHISS DUMP	PARK PLACE	RHODHISS
	NONCD0000195	SHEW REFUSE DISPOSAL	SR 1143 W	LENOIR
	NONCD0000189	WALSH REFUSE DUMP	2171 PINEY GROVE CIRCLE	LENOIR
CAMDEN	NONCD0000196	NEWBY'S TRASH SERVICE DUMP	SOUTH MILL DAM ROAD	CAMDEN
CARTERET	NONCD0000199	ATLANTIC REFUSE DUMP	CORE SOUND LOOP ROAD	ATLANTIC
	NONCD0000200	BEAUFORT REFUSE DUMP	FREEDOM PARK ROAD	BEAUFORT
	NONCD0000213	CAPE CARTERET DUMP	HOLLAND POINT ROAD	CAPE CARTERET
	NONCD0000209	CARTERET COUNTY LF - MOUNT RUSSEL	LANDFILL RD.	NEWPORT

	NONCD0000212	EMERALD ISLE DUMP	6712 EMERALD DRIVE	EMERALD ISLE
	NONCD0000207	HARKERS ISLAND REFUSE DISPOSAL	WHALERS RIDGE SUBDIVISION	HARKERS ISLAND
	NONCD0000203	MARSHALLBERG DUMP	SR 1348	MARSHALLBERG
	NONCD0000204	MILL CREEK REFUSE DUMP	MILL CREEK ROAD (SR 1154)	MILL CREEK
	NONCD0000205	MOREHEAD CITY REFUSE DUMP	25TH STREET	MOREHEAD CITY
	NONCD0000198	OTWAY COMMUNITY REFUSE DUMP	574 FIRE TOWER ROAD (SR 1325)	OTWAY
	NONCD0000211	RAYNOR GARBAGE DISPOSAL DUMP	264 BOGUE LOOP ROAD	BOGUE
	NONCD0000206	STACY REFUSE DUMP		STACY
	NONCD0000210	WINSTON HILL LF	WINSTON DRIVE	ATLANTIC
CASWELL				
	NONCD0000216	CASWELL LF	SLAUGHTER RD. (SR 1555)	MILTON
	NONCD0000215	MILES GARBAGE DUMP	HIGHWAY 62	YANCEYVILLE
CATAWBA				
	NONCD0000217	CATAWBA DUMP	OLD CATAWBA RD. (SR 1722)	CLAIRMONT
	NONCD0000218	CONOVER DUMP	208 HERMAN SIPE RD.	CONOVER
	NONCD0000219	LONG VIEW REFUSE DUMP	US HIGHWAY 70	HICKORY
	NONCD0000220	MAIDEN DUMP	SOUTH F STREET	MAIDEN
	NONCD0000221	NEWTON LANDFILL	BOSTON RD.	NEWTON
	NONCD0000794	OLD HICKORY LANDFILL	US HIGHWAY 70	HICKORY
	NONCD0000793	SWEETWATER ROAD DUMP	15TH AVE. SE	HICKORY
CHATHAM				
	NONCD0000224	BYNUM DUMP	EDDIE PERRY ROAD	BYNUM
	NONCD0000227	GOLDSTON DUMP	ST. LUKE CHURCH ROAD	GOLDSTON
	NONCD0000742	PITTSBORO DUMP	PITTSBORO FIRE TOWER ROAD	PITTSBORO
	NONCD0000225	SILER CITY DUMP	WATER PLANT ROAD	SILER CITY
CHEROKEE				
	NONCD0000231	ANDREWS DUMP	CONNAHETA AVENUE	ANDREWS
	NONCD0000228	LAKE HIWASSEE RESORT DUMP	NC 294 WEST	MURPHY
	NONCD0000230	MURPHY REFUSE DUMP	TEXANA ROAD	MURPHY
CHOWAN				
	NONCD0000233	EDENTON LANDFILL	OFF POPLAR NECK ROAD	EDENTON
	NONCD0000232	J.W. BRADLEY DUMP	206 OAK GROVE ROAD	EDENTON
	NONCD0000234	PERQUIMANS-CHOWAN LF	600 SANDY RIDGE ROAD	TYNER
CLEVELAND				



	NONCD0000241	BOILING SPRINGS DUMP	CLEARWATER RD.	BOILING SPRINGS
	NONCD0000250	CHERRYVILLE DUMP	THOMPSON DR.	CHERRYVILLE
	NONCD0000699	CITY OF SHELBY LANDFILL (STUBBS)	AIRPORT RD.	STUBBS
	NCD986176451	CITY OF SHELBY LF	WEST GROVE STREET	SHELBY
	NONCD0000236	E.Z. SANITATION DUMP	PLATO LEE RD. (SR 1315)	LATTIMORE
	NONCD0000675	KINGS MOUNTAIN LANDFILL	200 POTTS CREEK RD.	KINGS MOUNTAIN
	NONCD0000803	KINGS MOUNTAIN LANDFILL #2	NORTH CANSLER STREET	KINGS MOUNTAIN
	NONCD0000239	KINGS MTN. DUMP	INDUSTRIAL DR. (SR 2312)	KINGS MOUNTAIN
	NONCD0000237	LATTIMORE DUMP	3847 ARTEE RD. (SR 1314)	LATTIMORE
	NONCD0000249	PATTERSON SPRINGS DUMP	JETER RD. (SR 2212)	EARL
	NONCD0000248	POLKVILLE DUMP	2606 W. STAGGECOASH TRAIL	POLKVILLE
	NONCD0000238	UPPER CLEVELAND DUMP	BUCK HAVEN COURT	FALLSTON
	NONCD0000243	WACO DUMP	143 STROUP RD.	WACO
COLUMBUS				
	NONCD0000252	BOLTON DUMP	TRAM ROAD	BOLTON
	NONCD0000254	CHADBURN DUMP	BROWN STREET (NC 410)	CHADBURN
	NONCD0000253	LAKE WACCAMAW DUMP	DUPREE LANDING ROAD	LAKE WACCAMAW
	NONCD0000715	RHONE ANDERSON LDFL	OAK TREE LANE	WHITEVILLE
	NONCD0000251	RIEGELWOOD DUMP	SAND HOLE ROAD (SR 1846)	RIEGELWOOD
	NONCD0000257	TABOR CITY DUMP	HINSON TRAIL	TABOR CITY
	NONCD0000256	WHITEVILLE DUMP	MILL STREET	WHITEVILLE
CRAVEN				
	NONCD0000780	BELLTOWN ROAD DUMP	302 BELLTOWN RD.	HAVELOCK
	NONCD0000261	CRAVEN COUNTY	US HWY 70	HAVELOCK
	NONCD0000259	DOVER REFUSE DUMP	13530 OLD US 70	DOVER
	NONCD0000263	NEW BERN SANITARY DUMP	US HWY. 70 AND PEMBROKE ROAD	NEW BERN
	NONCD0000260	VANCEBORO DUMP	SR 1637	VANCEBORO
	NONCD0000262	VANCEBORO LANDFILL	OLD LANDFILL ROAD	VANCEBORO
CUMBERLAND				
	NONCD0000739	CITY OF FAYETTEVILLE LANDFILL	SHAW MILL RD.	FAYETTEVILLE
	NONCD0000740	CITY OF FAYETTEVILLE LANDFILL #2	WILKES RD. (SR 2210)	FAYETTEVILLE
	NONCD0000741	CUMBERLAND COUNTY LANDFILL	SMOKEY CANYON DR.	HOPE MILLS
	NONCD0000736	CUMBERLAND COUNTY LANDFILL - BEAVER DAM	NC 210	AUTRYVILLE
	NONCD0000733	CUMBERLAND COUNTY LANDFILL - BONES CREEK	WINWARD COVE RD.	FAYETTEVILLE

	NONCD0000734	CUMBERLAND COUNTY LANDFILL - TRAILER TOWN DISTRIBUTION DR.		FAYETTEVILLE
	NCD980502900	CUMBERLAND COUNTY/CLIFFDALE LF	7583 LOWELL HARRIS ROAD	FAYETTEVILLE
	NONCD0000267	FAYETTEVILLE CITY LF	CLAUDE LEE RD.	FAYETTEVILLE
	NCD980502934	FAYETTEVILLE LDFL	NORTH EASTERN BLVD.	FAYETTEVILLE
	NONCD0000264	HOPE MILLS DUMP	CECILY CIRCLE	HOPE MILLS
	NCD980502983	HOPE MILLS LANDFILL	1 MILE SOUTH OF SR 1003 (WIRE RD.)	HOPE MILLS
	NONCD0000725	LEWIS CHAPEL SCHOOL RUBBLE STUMP SITE	SKIBO RD. (US 401 BYPASS)	FAYETTEVILLE
	NONCD0000266	LIEBER SANITATION DUMP	SHAW MILL RD.	FAYETTEVILLE
	NCD980503031	MILAN YARD LANDFILL	MILAN RD.	FAYETTEVILLE
	NONCD0000265	STEDMAN DUMP	NC 210	STEDMAN
	NONCD0000375	STEDMAN LANDFILL	PAGE ROAD	STEDMAN
CURRITUCK				
	NONCD0000269	INDEPENDENT TRASH SERVICE DUMP	SR 1112	MAMIE
DARE				
	NCD981750425	BUXTON DUMP	47646 BUXTON BACK ROAD	BUXTON
	NONCD0000765	BUXTON DUMP TWO	47371 BUXTON BACK ROAD	BUXTON
	NONCD0000272	DARE COUNTY DUMP	138 S. CALIFORNIA LANE	MANTEO
	NONCD0000273	JENNETTE'S DUMP	NC HWY. 12	BUXTON
	NONCD0000271	KILL DEVILS HILLS DUMP	1541 COLINGTON ROAD	KILL DEVIL HILLS
	NONCD0000270	MANTEO DUMP	SIR WALTER RALEIGH STREET	MANTEO
DAVIDSON				
	NONCD0000275	DENTON DUMP	GRUBB DR	DENTON
	NONCD0000276	DENTON LANDFILL	SUMMVERVILLE CHURCH RD	DENTON
	NONCD0000277	DENTON-GRUBB DR LANDFILL	GRUBB DR	DENTON
	NONCD0000737	N DAVIDSON CO LDFL	287 SPRY RD	MIDWAY
	NONCD0000791	NICOMA PARK	NICOMA SUBDIVISION	DENTON
	NONCD0000509	SCARLETT LANDFILL	LANDFILL RD	HOLLY GROVE
	NONCD0000676	W DAVIDSON CO LDFL	3104 HORSESHOE NECK ROAD	LEXINGTON
	NONCD0000652	WHEELERS SAND ROCK PIT DUMP	1001 WESTOVER DR	HIGH POINT
DAVIE				
	NONCD0000280	CLEMENT REFUSE DUMP	WALKER ROAD	MOCKSVILLE
	NONCD0000279	DALTON REFUSE DUMP	DALTON ROAD (SR 1605)	MOCKSVILLE
DUPLIN				
	NONCD0000283	BEULAVILLE DUMP	HWY 111	BEULAVILLE

	NONCD0000287	FAISON DUMP	TAYLOR TOWN ROAD (SR 1354)	FAISON
	NONCD0000282	KENANSVILLE DUMP	CHURCH STREET	KENANSVILLE
	NONCD0000286	MAGNOLIA DUMP	NASH JOHNSON'S POND RD (SR 1103)	MAGNOLIA
	NONCD0000281	ROSE HILL DUMP	LAKE TUT ROAD (SR 1146)	ROSE HILL
	NONCD0000288	WALLACE DUMP	WASTE TREATMENT PLANT RD	WALLACE
	NONCD0000285	WARSAW DUMP	WORKS FARM ROAD (SR1346)	WARSAW
DURHAM				
	NONCD0000289	DURHAM COUNTY LANDFILL	1245 WREN RD	OAK GROVE TOWNSHIP
	NONCD0000291	DURHAM LAND DISPOSAL AREA	1833 CAMDEN AVE	DURHAM
	NONCD0000821	EAST DURHAM PARK LANDFILL	2601 EAST MAIN STREET	DURHAM
	NONCD0000823	EAST END PARK LANDFILL	1200 NORTH ALSTON AVE	DURHAM
	NONCD0000822	LYON PARK LANDFILL	1101 CORNELL STREET	DURHAM
	NONCD0000786	MARBERY	BEN BOW RD.	DURHAM
	NONCD0000785	MITCHELL FARM	CHEEK RD	DURHAM
	NONCD0000825	NORTHGATE PARK LANDFILL	404 WEST LAVENDER AVENUE	DURHAM
	NONCD0000290	OLD DURHAM COUNTY LF	ELECTRA ROAD	DURHAM
	NONCD0000787	ROCKY KNOLL SCHOOL SITE	BEN BOW ROAD	DURHAM
	NONCD0000805	W. C. BECK PROPERTY	AMBERLEY DRIVE	DURHAM
	NONCD0000824	WALLTOWN PARK LANDFILL	1308 WEST CLUB BOULEVARD	DURHAM
EDGECOMBE				
	NONCD0000295	CONETOE REFUSE DISPOSAL AREA	NC HIGHWAY 42	CONETOE
	NONCD0000653	EDGECOMBE COUNTY LANDFILL	2672 COLONIAL ROAD (SR 1601)	TARBORO
	NONCD0000296	MACCLESFIELD DUMP	SOUTH FOUNTAIN ROAD (SR 1109)	MACCLESFIELD
	NONCD0000299	OLD ROCKY MOUNT LF	LEGGETT ROAD	ROCKY MOUNT
	NONCD0000298	PINETOPS REFUSE DUMP	TEMPERANCE HALL ROAD (SR 1124)	PINETOPS
	NONCD0000297	PRINCEVILLE DUMP	JENKINS STREET (SR 1622)	TARBORO
	NONCD0000710	ROCKY MOUNT LDFL (LIEBERS)	GAY ROAD (SR1268)	ROCKY MOUNT
	NCD980559389	TARBORO LANDFILL	BAKER STREET EXTENSION (SR 1518)	TARBORO
FORSYTH				
	NONCD0000307	AIRPORT LANDFILL	AIRPORT RD	WINSTON-SALEM
	NONCD0000302	BECKEL ROAD DUMP	4974 BECKEL RD	WINSTON-SALEM
	NONCD0000306	BUDDY ROBINS LANDFILL	3459 THOMASVILLE RD	WINSTON-SALEM
	NONCD0000300	BUILDING RUBBLE LF	918 HAZELWOOD DR	WINSTON-SALEM
	NONCD0000782	CENTRAL PARK LDFL	S MAIN & SALEM AVE	WINSTON-SALEM

	NONCD0000744	CITY OF WINSTON-SALEM	2000 SILAS CREEK PKWY	WINSTON-SALEM
	NONCD0000743	CITY OF WINSTON-SALEM	OVERDALE RD	WINSTON-SALEM
	NONCD0000308	CITY OF WINSTON-SALEM LF	EBERT ST	WINSTON-SALEM
	NONCD0000301	COUNTY GARBAGE LANDFILL	645 MONTROYAL RD	RURAL HALL
	NONCD0000303	KERNERSVILLE DUMP	720 MCKAUHAN ST	KERNERSVILLE
	NCD980503189	KERNERSVILLE RUBBLE DUMP	GREEN ST	KERNERSVILLE
FRANKLIN				
	NONCD0000312	BUNN DUMP	HOWARD TANT ROAD	BUNN
	NONCD0000310	FRANKLINTON DUMP	PARKERS WAY	FRANKLINTON
	NONCD0000311	J.H. WINSTON DUMP	LONGMILL ROAD (SR-1134) AND CAPITAL DRIV	YOUNGSVILLE
	NONCD0000315	LOUISBURG DUMP	EAST RIVER RD (SR 1600)	LOUISBURG
	NONCD0000655	LOUISBURG SITE #2	EAST JOHNSON STREET	LOUISBURG
	NONCD0000657	LOUISBURG SITE #3	SEABORD ST	LOUISBURG
GASTON				
	NONCD0000325	BESSEMER CITY DUMP	521 S. PINCHBACK AVE	BESSEMER CITY
	NONCD0000320	BRUCES COUNTY LANDFILL	4604 S YORK RD	GASTONIA
	NONCD0000321	GASTON CO. LF (MT. HOLLY LF)	OLD HWY NC 27	MT. HOLLY
	NONCD0000658	GASTONIA REFUSE DUMP	ATUEN RD	GASTONIA
	NONCD0000317	HARDIN REFUSE DUMP	129 DAYTON RD	DALLAS
	NC0000998344	HICKORY GROVE ROAD TCE	201 MCKINNEY CIR	MCADENVILLE
	NONCD0000319	HIGH SHOALS DUMP	701 S. LINCOLN ST	DALLAS
	NONCD0000323	LOWELL REFUSE DUMP	1101 LOWELL SPENCER MTN RD	LOWELL
	NONCD0000318	MCADENVILLE DUMP	MCADENVILLE RD	MCADENVILLE
	NONCD0000245	MILLER STREET	937 MILLER ST	GASTONIA
	NONCD0000766	SIMS LEGION PARK LF	MARIETTA ST	GASTONIA
	NONCD0000316	STANLEY REFUSE DUMP	524 BLACKSNAKE ROAD	STANLEY
	NONCD0000817	WESTGATE PARK LANDFILL	1109 W. CARROLL STREET	CHERRYVILLE
GATES				
	NONCD0000326	GATESVILLE DUMP	257 CARTERS ROAD	GATESVILLE
GRAHAM				
	NONCD0000329	ROBBINSVILLE DUMP	569 OLD TALLULAH RD	ROBBINSVILLE
	NONCD0000247	USFS-MASSEY BRANCH	MASSEY BRANCH RD	ROBBINSVILLE
GRANVILLE				
	NONCD0000593	CITYOF OXFORD LF	EAST INDUSTRY DRIVE	OXFORD

GREENE	NONCD0000333	CREEDMORE DUMP	PARK AVE	CREEDMOOR
	NONCD0000331	OXFORD DUMP	EAST INDUSTRY DRIVE	OXFORD
	NONCD0000330	STOVALL DUMP	CRAWFORD CURRIN ROAD (SR 1430)	STOVALL
GUILFORD	NONCD0000335	HOOKERTON DUMP	BEHIND HOOKERTON WWTP	HOOKERTON
	NONCD0000337	SNOW HILL DUMP	DANIEL RD.	SNOW HILL
	NONCD0000334	WALSTONBURG DUMP	NC HIGHWAY 121	WALSTONBURG
HALIFAX	NONCD0000244	BINGHAM PARK	400 BINGHAM ST	GREENSBORO
	NONCD0000673	BUD HOLDING COMPANY	SHARP'S AIRPARK CT	GREENSBORO
	NCD980557607	GLASS EH COUNTY LF	1103 NEALTOWN RD	GREENSBORO
	NCD991279027	GREENSBORO CITY LANDFILL	2199 WHITE STREET	GREENSBORO
	NONCD0000820	JACKSON LAKE ROAD LF	1315 JACKSON LAKE ROAD	HIGH POINT
HARNETT	NONCD0000340	ENFIELD REFUSE DISPOSAL	HWY 301 N	ENFIELD
	NONCD0000343	HALIFAX DUMP	DOBBS STREET	HALIFAX
	NONCD0000339	LITTLETON DUMP	HACKETT STREET	LITTLETON
	NONCD0000347	ROANOKE RAPIDS CITY LF	HWY 158	THELMA
	NONCD0000341	ROANOKE RAPIDS LANDFILL	GODLEY STREET (SR 1452)	ROANOKE RAPIDS
	NONCD0000790	ROANOKE RAPIDS LF (HINSON ST)	HINSON ST	ROANOKE RAPIDS
	NONCD0000344	SCOTLAND NECK DUMP	MARY CHAPEL ROAD (SR 1117)	SCOTLAND NECK
	NONCD0000789	STRICKLAND CIRCLE LF	STRICKLAND CIRCLE & CAROLINA AVE	ROANOKE RAPIDS
	NONCD0000346	WELDON CITY LANDFILL	1128 COUNTY ROAD (SR 1600)	WELDON
NONCD0000342	WELDON REFUSE DISPOSAL	HWY 301 S	WELDON	
HARNETT	NONCD0000349	ANGIER REFUSE DUMP	2200 RAWLS CHURCH ROAD (SR 1415)	ANGIER
	NONCD0000348	BUIES CREEK DUMP	KEITH HILLS ROAD	BUIES CREEK
	NONCD0000745	COATS MODIFIED LDFL	MCGEE BAREFOOT ROAD	COATS
	NONCD0000353	COATS REFUSE DISPOSAL	NC HWY 27	COATS
	NONCD0000352	DUNN-ERWIN DUMP	OLD HAMILTON ROAD	ERWIN
	NONCD0000749	JOHNSONVILLE MODIFIED LDFL	CAMERON HILL RD	JOHNSONVILLE
	NONCD0000350	LILLINGTON DUMP	EAST DUNCAN STREET	LILLINGTON
	NONCD0000746	LILLINGTON MODIFIED LDFL	US HWY 401	LILLINGTON
	NONCD0000747	MASON'S STORE MODIFIED LDFL	TIM CURRIN ROAD	MAMERS

## HAYWOOD

NONCD0000355	HAZELWOOD DUMP	HYATT CREEK RD. (SR 1160)	WAYNESVILLE
NONCD0000800	HOGLEN REFUSE DISPOSAL	160 WHITE RIDGE (SR 1338)	WAYNESVILLE
NONCD0000813	REYNOLD'S SCHOOL ROAD	REYNOLD'S SCHOOL ROAD	CANTON
NONCD0000356	TOWN OF WAYNESVILLE DUMP	BIBLE BAPTIST RD.	WAYNESVILLE

## HENDERSON

NCD980557961	HENDERSON CO. LANDFILL	STONEY MOUNTAIN RD.	HENDERSONVILLE
NONCD0000359	HENDERSON DUMP	WILLIAMS ST.	HENDERSONVILLE
NONCD0000761	MISTY VIEW DR LF	MISTY VIEW DR	HENERSONVILLE
NONCD0000798	MUD CREEK DUMP	LINCOLN CIRCLE	HENDERSONVILLE
NONCD0000505	SALUDA REFUSE DUMP	CHESTNUT ST.	SALUDA

## HERTFORD

NONCD0000361	AHOSKIE DUMP	LEE JERNIGAN ROAD (SR 1101)	AHOSKIE
NONCD0000138	AULANDER REFUSE DISPOSAL	SR 1112	AULANDER
NONCD0000718	HERTFORD CO LDFL	SR 1189	UNION
NONCD0000362	MURFREESBORO DUMP	OLD US 258	MURFREESBORO
NONCD0000137	POWELLSVILLE REFUSE DISPOSAL	406 MOORETOWN ROAD	AHOSKIE
NONCD0000360	WINTON DUMP	SR 1174	WINTON

## HOKE

NONCD0000363	CLYDE LEACH DUMP	ASPEN LOOP	ARABIA
NONCD0000364	RAEFORD DUMP	VASS RD. (SR 1300)	RAEFORD
NONCD0000801	RAEFORD DUMP #2	US-401 BYPASS (FAYETTEVILLE RD.)	RAEFORD

## HYDE

NONCD0000367	ENGLEHARD DUMP	US HWY. 264 EAST	ENGLEHARD
NONCD0000365	FAIRFIELD DUMP	NC HWY 94	FAIRFIELD
NONCD0000368	NEW HOLLAND DUMP	20577 US HWY. 264 EAST	SWAN QUARTER
NONCD0000369	OCRACOKE DUMP	SR 1358	OCRACOKE
NONCD0000775	SOUND SHORES LOTS 18 & 19	SOUND SHORES SUBDIVISION/TOM NEAL DRIV	OCRACOKE
NONCD0000366	SWAN QUARTER DUMP	SR 1127	SWAN QUARTER

## IREDELL

NONCD0000623	ALBERT MCCLURE BALL FIELD	1230 MUSEUM RD	STATESVILLE
NONCD0000372	COUNTY GARBAGE	TWIN OAKS RD	STATESVILLE
NONCD0000370	HARMONY REFUSE DISPOSAL	TOMLIN RD	HARMONY
NONCD0001129	MARBLE ROAD DISPOSAL	MARBLE & TAYLORSVILLE	STATESVILLE

	NONCD0000376	MOORESVILLE DUMP	439 RINEHARDT RD	MOORESVILLE
	NONCD0000374	MOORESVILLE LANDFILL	2586 CHARLOTTE HWY	MOORESVILLE
	NONCD0000167	OLD LOVE VALLEY DUMP	M&M LANE	LOVE VALLEY
	NONCD0000371	STATESVILLE DUMP	402 SIGNAL HILL DR	STATESVILLE
JACKSON				
	NONCD0000377	CASHIER'S REFUSE DISPOSAL	NC HWY. 107	CASHIERS
	NONCD0000378	SYLVA DUMP	GUNSMOKE RD.	SYLVA
	NONCD0000796	WOODFIN CREEK DUMP	MARIAH DR.	SYLVA
JOHNSTON				
	NONCD0000384	BENSON REFUSE DUMP	MASSENGILL FARM ROAD	BENSON
	NCD980844732	CLAYTON BALL FIELD	CITY ROAD	CLAYTON
	NONCD0000379	FOUR OAKS DUMP	123 CIVITAN RD	FOUR OAKS
	NONCD0000380	KENLY DUMP	S. RAILROAD STREET	KENLY
	NONCD0000559	NEWTON GROVE DUMP	HARPERS HOUSE ROAD (SR 1008)	NEWTON GROVE
	NONCD0000777	OLD SMITHFIELD LANDFILL	E. HUNTLEY ST.	SMITHFIELD
	NONCD0000382	PINE LEVEL DUMP	7714 RAINS CROSSROADS ROAD	PINE LEVEL
	NONCD0000383	PRINCETON DUMP	PROGRESSIVE CHURCH ROAD	PRINCETON
	NONCD0000381	SELMA REFUSE DUMP	1661 NC HWY 96 N.	SELMA
	NONCD0000385	SMITHFIELD REFUSE DUMP	E. HUNTLEY ST	SMITHFIELD
JONES				
	NONCD0000387	MAYSVILLE REFUSE DISPOSAL	WEST SIXTH STREET	MAYSVILLE
	NONCD0000388	POLLOCKSVILLE DUMP	144 WHITE OAK RIVER ROAD	MAYSVILLE
	NONCD0000776	POLLOCKSVILLE DUMP #2	235 BEAUFORT RD.	POLLOCKSVILLE
	NONCD0000386	TRENTON REFUSE DISPOSAL	504 LANDFILL ROAD	TRENTON
LEE				
	NONCD0000389	BROADWAY DUMP	DALRYMPLE FARM ROAD	BROADWAY
	NCD980503015	LEE COUNTY LF	LANDFILL RD	SANFORD
	NONCD0000390	SANFORD DUMP	VALLEY ROAD	SANFORD
LENOIR				
	NONCD0000815	CARTER HILL SANITATION	BRITISH ROAD	KINSTON
	NCN000407588	CARTER'S REFUSE DISPOSAL	LAKE STREET	KINSTON
	NONCD0000392	CASWELL SCHOOL DUMP	HULL ROAD	KINSTON
	NONCD0000391	DOBBS FARM DUMP	3060 DOBBS FARM ROAD	KINSTON
	NONCD0000396	EVERETT GARBAGE SERVICE DUMP	END OF HENRY BLVD.	KINSTON

	NONCD0000393	KENNEDY HOME DUMP	CEDAR DELL LANE (SR 1338)	KINSTON
	NCD075588913	KINSTON DEMOLITION LF	DAVIS STREET	KINSTON
	NONCD0000394	LA GRANGE REFUSE DISPOSAL	KING STREET	LA GRANGE
	NONCD0000397	PINK HILL DUMP	SR 1103	PINK HILL
	NONCD0000398	SEVEN SPRINGS DUMP	JONES ROAD	SEVEN SPRINGS
LINCOLN				
	NONCD0000401	ABATTOIR LANDFILL	2457 INDUSTRIAL PARK RD.	LINCOLNTON
	NONCD0000408	DENVER LANDFILL	2585 NORTH HWY. 16	DENVER
	NONCD0000402	HOWARD CREEK LANDFILL	801 ALF HOOVER RD.	LINCOLNTON
	NONCD0000400	JONES AIRPORT LANDFILL	SUNNY HILL DR. (SR 1650)	LINCOLNTON
	NONCD0000405	LINCOLNTON REFUSE DISPOSAL	FRINGEWOOD LANE	LINCOLNTON
	NONCD0000407	MACHPELAH LANDFILL	MOUNT ZION CHURCH RD.	IRON STATION
	NONCD0000403	NORTH BROOK LANDFILL	NORTH BROOK #3 SCHOOL RD.	VALE
	NONCD0000406	TIN MINE LANDFILL	TIN MINE RD.	LINCOLNTON
MACON				
	NONCD0000413	HIGHLANDS REFUSE DISPOSAL	1080 RICH GAP RD	HIGHLANDS
	NONCD0000411	LEDFORD PICK-UP SERVICE	GEORGIA RD	FRANKLIN
MADISON				
	NONCD0000416	HOT SPRINGS REFUSE DISPOSAL	COGDILLS DR	HOT SPRINGS
	NONCD0000415	MARS HILL REFUSE DISPOSAL	PARK DRIVE	MARS HILL
	NONCD0000414	MARSHALL REFUSE DISPOSAL	COTTON MILL HILL RD	MARSHALL
MARTIN				
	NONCD0000418	HAMILTON DUMP	JOHNSON BRIDGE ROAD (SR 1320)	HAMILTON
	NONCD0000345	HOBGOOD DUMP	NC 125 E	HOBGOOD
	NONCD0000421	JAMESVILLE DUMP	ASTORIA ROAD	JAMESVILLE
	NONCD0000417	OAK CITY DUMP	8505 NC HWY 125	OAK CITY
	NONCD0000420	ROBERSONVILLE DUMP	NC HWY 903 S	ROBERSONVILLE
	NONCD0000419	WILLIAMSTON DUMP	US 64 E	WILLIAMSTON
MCDOWELL				
	NONCD0000795	GREENLEE POTHOLES	OLD GREENLEE RD	MARION
	NONCD0000423	LINVILLE FALLS REFUSE DISPOSAL	NC HWY 183	LINVILLE FALLS
	NONCD0000422	LITTLE SWITZERLAND LANDFILL	HWY 226-A	LITTLE SWITZERLAND
	NONCD0000425	MARION REFUSE DISPOSAL	HWY 226	MARION
	NONCD0000424	OLD FORT REFUSE DISPOSAL	LACKEYTOWN RD	OLD FORT



MECKLENBURG

NONCD0000428	DAVIDSON LANDFILL	GREY RD. (SR 2417)	DAVIDSON
NONCD0000184	DAVIDSON SANITARY LANDFILL	FISHER RD. (SR 2419)	DAVIDSON
NONCD0000806	DOUBLE OAKS LANDFILL	DOUBLE OAKS RD	CHARLOTTE
NONCD0000698	MCALPINE CREEK PARK	811 MONROE RD	CHARLOTTE
NONCD0001065	OLD CHARLOTTE LDFL/ VANGUARD CENTER	77 CENTER	CHARLOTTE
NONCD0000427	PINEVILLE DUMP	SAM MEEKS RD. (SR 3638)	PINEVILLE
NONCD0000807	SOUTHSIDE PARK LANDFILL	2645 TOOMEY AVENUE	CHARLOTTE
NCD000605097	STATESVILLE RD. LF	3200 NORTHERLY RD.	CHARLOTTE

MITCHELL

NONCD0000431	BAKERSVILLE REFUSE DISPOSAL	WHITE OAK RD	BAKERVILLE
NONCD0000432	SPRUCE PINE REFUSE DISPOSAL	BEAVER CREEK RD	SPRUCE PINE

MONTGOMERY

NONCD0000672	BISCOE OLD TOWN DUMP	303 MARTIN RD	BISCOE
NONCD0000433	CANDOR DUMP	WEST RIDGE LANE	CANDOR
NONCD0000435	HURLEY'S DUMP	ALTERNATE HYW 220	BISCOE
NONCD0000434	MOUNT GILEAD DUMP	HEARNE FARM ROAD (SR 1128)	MT GILEAD
NONCD0000436	TROY LANDFILL	MOUNT OLIVE CHURCH ROAD	TROY

MOORE

NONCD0000443	ABERDEEN DUMP	517 SOUTH SANDHILLS BLVD. (US-1)	ABERDEEN
NONCD0000442	CAMERON DUMP	KELLY RD.	CAMERON
NONCD0000446	CARTHAGE DUMP	SUNSET DR.	CARTHAGE
NONCD0000439	EAGLE SPRINGS DUMP	NC 211	EAGLE SPRINGS
NONCD0000720	MOORE COUNTY FL - CARTHAGE	JOEL RD. (SR 1833)	CARTHAGE
NONCD0000445	OLD ROBBINS-HIGH FALLS LF	RITTER RD.	ROBBINS
NONCD0000440	PINE BLUFF DUMP	WEST BOSTON AVE.	PINE BLUFF
NONCD0000437	ROBBINS DUMP	CHEYENNE RD.	ROBBINS
NONCD0000762	SOUTHERN PINES DUMP	WEST MORGANTON RD.	SOUTHERN PINES
NONCD0000447	SOUTHERN PINES LANDFILL	WOOSTER RD.	SOUTHERN PINES
NONCD0000441	VASS DUMP	ROLLINS DR.	VASS
NONCD0000438	WEST END DUMP	CARTHAGE RD.	WEST END
NONCD0000670	WICKER PARK LANDFILL	MAGNOLIA RD.	PINEHURST

NASH

NONCD0000454	BAILEY DUMP	STONE HERITAGE ROAD (S.R. 1108)	BAILEY
--------------	-------------	---------------------------------	--------

NONCD0000451	BATTLEBORO DUMP	752 W. BATTLEBORO AVE.	BATTLEBORO
NONCD0000448	CASTALIA REFUSE DUMP	SIMMONS ROAD	CASTALIA
NONCD0000449	MIDDLESEX DUMP	BAINES LANE	MIDDLESEX
NCD980559330	NASH COUNTY LF (RED OAK LF)	RED OAK - BATTLEBORO ROAD	RED OAK
NCD980559355	NASH COUNTY LF (SPRING HOPE)	OFF S.R. 1145	SPRING HOPE
NONCD0000456	NASHVILLE DUMP	J.W. GLOVER MEMORIAL PARK, HWY. 58	NASHVILLE
NONCD0000455	ROCKY MOUNT LANDFILL	COMMUNITY DRIVE	ROCKY MOUNT
NONCD0000450	SHARPSBURG DUMP	LANGLEY DRIVE	SHARPSBURG
NONCD0000452	SPRING HOPE DUMP	NC 581, CP&L POLE ZWH214	SPRING HOPE
NONCD0000453	WHITAKERS DUMP	US 301 NORTH, NEAR PERRY'S LANE	WHITAKERS
NEW HANOVER			
NONCD0000457	BARFIELD'S DUMP	SOUTHERLANDS AVE.	WILMINGTON
NONCD0000465	BLUE CLAY RD. LF	JUVENILE CENTER DR.	WILMINGTON
NONCD0000695	BURNT MILL CREEK LF	STANLEY ST.	WILMINGTON
NONCD0000458	CAROLINA BEACH REFUSE DISPOSAL	DOW RD.	CAROLINA BEACH
NONCD0000459	CASTLE HAYNE SERVICE DUMP	5 MILES OFF HWY. 17 OFF SR 1335	CASTEL HAYNE
NONCD0000757	EAST LAKE SHORE DRIVE LF	EAST LAKE SHORE DRIVE	WILMINGTON
NCD980503056	FLEMINGTON LF	205 SUTTON STEAM PLANT ROAD	WILMINGTON
NONCD0000461	KURE BEACH REFUSE DISPOSAL	SUNNY POINT SAFETY ZONE	KURE BEACH
NCD986171973	MCRAE STREET LF	MCRAE ST	WILMINGTON
NONCD0000462	MILITARY CUTOFF LANDFILL	620 OLD MACCUMBER STATION ROAD	WILMINGTON
NCD990715070	NEW HANOVER CO & CAROLINA BEACH LANDFILL	DOW RD.	CAROLINA BEACH
NONCD0000463	NEW HANOVER CO. LANDFILL	DOW RD.	CAROLINA BEACH
NONCD0000760	OPTIMIST BALL PARK	SOUTH FRONT STREET	WILMINGTON
NONCD0000467	RURAL GARBAGE SERVICE	SR 1524	WILMINGTON
NONCD0000759	TALLMAN CLAY PIT	16TH STREET	WILMINGTON
NONCD0000404	TOWN OF WRIGHTSVILLE BEACH OLD LANDFILL	910 OLD MCCUMBER STATION ROAD	WILMINGTON
NONCD0000466	WILMINGTON LANDFILL	MARTIN LUTHER KING PARKWAY AND NORTH	WILMINGTON
NONCD0000756	WILMINGTON LDFL (KIDDER ST)	1225 13TH ST.	WILMINGTON
NONCD0000758	WISTERIA DR. LF	2126 WISTERIA DR.	WILMINGTON
NONCD0000464	WRIGHTSVILLE BEACH DUMP	200 PARMELE BLVD.	WRIGHTSVILLE BEACH
NORTHAMPTON			
NONCD0000470	CONWAY REFUSE DISPOSAL	DELOATCH MILL ROAD (SR 1358)	CONWAY
NONCD0000475	GASTON REFUSE DISPOSAL	PORCH DRIVE (SR 1219)	GASTON

	NONCD0000469	JACKSON REFUSE DISPOSAL	LANDFILL ROAD (SR 1378)	JACKSON
	NONCD0000473	RICH SQUARE REFUSE DISPOSAL	HART SWAMP ROAD (SR 1106)	RICH SQUARE
	NONCD0000471	SEABOARD REFUSE DISPOSAL	PEANUT MARKET ROAD (SR 1324)	SEABOARD
	NONCD0000472	SEVERN REFUSE DISPOSAL	259 ROYAL WATSON RD (NC 35)	SEVERN
	NONCD0000468	WOODLAND REFUSE DISPOSAL	BAUGHAN DRIVE (SR 1533)	WOODLAND
ONslow				
	NONCD0000683	CAMP DAVIS LANDFILL	NC 50	HOLLY RIDGE
	NONCD0000680	HENDERSON DR. LDFL	HENDERSON DRIVE & RIVER STREET	JACKSONVILLE
	NONCD0000478	HOLLY RIDGE REFUSE DISPOSAL	E. OCEAN BLVD. (NC 50)	HOLLY RIDGE
	NONCD0000479	JACKSONVILLE DUMP	US 17 AND CHANEY CREEK	JACKSONVILLE
	NCD980502991	JACKSONVILLE LF - GEORGETOWN RD.	GEORGETOWN RD.	JACKSONVILLE
	NONCD0000679	JACKSONVILLE WWTP LANDFILL AT STURGEON CITY	LOYOLA DRIVE & WARDOLA DRIVE	JACKSONVILLE
	NONCD0000678	KERR CITY PARK	KERR STREET	JACKSONVILLE
	NONCD0000681	ONslow PINES RD. LDFL	ONslow PINES ROAD	JACKSONVILLE
	NONCD0000677	PHILLIPS PARK LANDFILL	HIGHWAY 17 NORTH AND CHANEY CREEK	JACKSONVILLE
	NONCD0000481	RAY'S RURAL DUMP	BRIDGET LANE	JACKSONVILLE
	NONCD0000477	RICHLANDS REFUSE DISPOSAL	JIMMY POWELL LANE	RICHLANDS
	NONCD0000476	SWANSBORO DUMP	GLANCY ROAD (SR 1559)	SWANSBORO
ORANGE				
	NONCD0000484	CHAPEL HILL LANDFILL	1000 ESTES DRIVE EXTENSION	CHAPEL HILL
	NONCD0000483	HILLSBOROUGH DUMP	TORAIN STREET	HILLSBOROUGH
	NCD980557615	UNIVERSITY OF NC/OLD SANITARY LF	MUNICIPAL DRIVE	CHAPEL HILL
PAMLICO				
	NONCD0000717	ARAPAHOE LDFL	LEES LANDING RD	ARAPAHOE
	NONCD0000485	BAYBORO DUMP	NEALS CREEK ROAD	BAYBORO
	NONCD0000486	ORIENTAL DUMP	SR 1308	ORIENTAL
PENDER				
	NONCD0000489	ATKINSON DUMP	SLOCUM TRAIL (SR 1100)	ATKINSON
	NONCD0000490	BURGAW DUMP	PINEY WOODS RD. (SR 1216)	BURGAW
	NONCD0000491	KIRKLAND'S DUMP	PERKINS RD.	HAMPSTEAD
PERQUIMANS				
	NONCD0000492	HERTFORD DUMP	HWY. BUS. 17 AT BEAR GARDEN POINT	HERTFORD
PERSON				
	NONCD0000494	ROXBORO DUMP	MOUNTAIN ROAD	ROXBORO

PITT

NONCD0000502	AYDEN REFUSE DUMP	NORTH EAST AVENUE	AYDEN
NONCD0000501	BETHEL REFUSE DUMP	BIG OAK ROAD	BETHEL
NONCD0000498	FALKLAND DUMP	HWY. 222	FALKLAND
NONCD0000497	FARMVILLE REFUSE DISPOSAL	HWY. 121	FARMVILLE
NONCD0000496	FOUNTAIN REFUSE DISPOSAL	SOUTH LYNCH STREET	FOUNTAIN
NCD980557698	GREENVILLE CITY LF	5TH STREET AND CEMETERY ROAD	GREENVILLE
NONCD0000500	GRIFTON DUMP	CREEK SHORE DRIVE	GRIFTON
NONCD0000495	GRIMESLAND REFUSE DUMP	GRIMESLAND BRIDGE ROAD	GRIMESLAND
NONCD0000006	LITTLEFIELD LDFL	SR 1906 GARRIS ROAD	LITTLEFIELD
NONCD0000661	UNKNOWN #1 - PITT	NORTH GREENE STREET	GREENVILLE
NONCD0000660	UNKNOWN #2 - PITT	PACTOLUS HIGHWAY (NC 33) AND OLD CREEK	GREENVILLE
NONCD0000499	WINTERVILLE DUMP	REEDY BRANCH RD (SR 1131)	WINTERVILLE

POLK

NONCD0000332	BURT BLACKWELL RD DUMP	BURT BLACKWELL RD	MILL SPRING
NONCD0000503	COLUMBUS REFUSE DISPOSAL	WATERTOWN DR.	COLUMBUS
NONCD0001056	LITTLE MOUNTAIN LDFL	SR 1522 - LITTLE MT. RD.	COLUMBUS
NONCD0000504	TRYON REFUSE DISPOSAL	NEW MARKET RD.	TRYON

RANDOLPH

NCD980557557	ASHEBORO MUNICIPAL LF	OFF OLD US 64	ASHEBORO
NONCD0000510	C.A. BOWERS DUMP	3904, 3906 FULLER MILL RD	TRINITY
NONCD0000663	COLERIDGE	4930 NC 22/NC 42	COLERIDGE
NONCD0000508	FRANKLINVILLE DUMP	SUNSET AVE.	FRANKLINVILLE
NONCD0000512	LIBERTY DUMP	5876 SANDY CREEK CHURCH RD	LIBERTY
NONCD0000513	MODERN GARBAGE DUMP	1200 FOX COUNTRY	RANDLEMAN
NCD986197374	OLD RANDLEMAN TOWN DUMP	RANDELMAN LAKE RD	RANDLEMAN
NONCD0000662	PLEASANT RIDGE (BURGESS DUMP)	PARKWOOD RD	RAMSEUR
NONCD0000506	RAMSEUR	339 RAMSEUR JULIAN RD	RAMSEUR
NONCD0000511	RANDLEMAN DUMP	3475 APPLEWOOD RD	RANDLEMAN
NONCD0000507	SEAGROVE DUMP	E OF 5377 RIDGE RD	SEAGROVE

RICHMOND

NONCD0000516	ELLERBE DUMP	RAILROAD STREET	ELLERBE
NONCD0000515	HAMLET DUMP	402 LAKESIDE DRIVE	HAMLET
NONCD0000519	HAMLET TRASH DISPOSAL AREA	133 CHALK ROAD	HAMLET

	NONCD0000304	OLD ELLERBE DUMP	MAIN STREET	ELLERBE
	NONCD0000594	OLD RICHMOND COUNTY LF	166 POPPY SEED DR	ROCKINGHAM
	NONCD0000517	ROCKINGHAM DUMP	ORAL BESSIE LANE	ROCKINGHAM
	NONCD0000518	SUBURBAN WASTE & GARBAGE CO. DUMP	COUNTY HOME ROAD	ROCKINGHAM
	NONCD0000750	TOWN OF HAMLET LDFL	EAST HAMLET AVENUE	HAMLET
ROBESON				
	NONCD0000712	CITY OF LUMBERTON LDFL	ODUM ROAD (SR 1526)	LUMBERTON
	NONCD0000255	FAIR BLUFF DUMP	NC 904	FAIR BLUFF
	NONCD0000521	FAIRMONT DUMP	INDUSTRIAL DRIVE (SR 2300)	FARIMONT
	NONCD0000713	JAMES DEBRAHL LAFAYETTE TRANSP. LDFL	BRIGGS ROAD (SR-1159)	ROWLAND
	NONCD0000522	LUMBER BRIDGE REFUSE DISPOSAL	MCINTOSH ROAD (SR 1705)	LUMBER BRIDGE
	NONCD0000527	LUMBERTON DUMP	SR 1544	HESTERTOWN
	NONCD0000524	MAXTON DUMP	US 74-BYPASS & NC 71	MAXTON
	NONCD0000520	PARKTON DUMP	SR 1731	PARKTON
	NONCD0000525	PEMBROKE DUMP	DEEP BRANCH ROAD	PEMBROKE
	NONCD0000529	RED SPRINGS DUMP	GREEN HILL DR.	RED SPRINGS
	NONCD0000523	ROWLAND REFUSE DUMP	CHERRY STREET	ROWLAND
	NCD980503106	SANITATION SERVICE LF	COVINGTON FARM ROAD (SR 1743)	RENNERT
	NONCD0000714	TOWN OF MAXTON LDFL	MAXTON POND RD.	MAXTON
ROCKINGHAM				
	NONCD0000531	DRAPER DUMP	PARK ST	DRAPER
	NONCD0000535	HOPKINS GARBAGE DUMP	338 BARNES RD	EDEN
	NONCD0000534	LEAKSVILLE LANDFILL	1050 KLYCE ST	EDEN
	NONCD0000536	MADISON LANDFILL	OLD COVERED BRIDGE RD	MADISON
	NONCD0000816	MAYODAN DISPOSAL	7800 NC HWY 135	MAYODAN
	NONCD0000537	REIDSVILLE LANDFILL	GOLDWATER TRAIL	REIDSVILLE
	NONCD0000533	SPRAY DUMP	7487 HWY 14	EDEN
	NONCD0000532	STONEVILLE DUMP	SNEAD RD	STONEVILLE
ROWAN				
	NCD003162666	CANNON MILLS LANDFILL	614 8TH STREET	KANNAPOLIS
	NONCD0000540	CHINA GROVE DUMP	KIRK STREET	CHINA GROVE
	NONCD0000541	EAST SPENCER DUMP	BROWN STREET (AKA SOUTH BOUNDARY ST.)	EAST SPENCER
	NONCD0000763	I-85 LANDFILL	REAMER CIRCLE	SALISBURY
	NONCD0000539	LANDIS WASTE DISPOSAL AREA	950 KIMBALL ROAD	CHINA GROVE

	NCD980557748	ROWAN COUNTY LANDFILL	NATIONAL GUARD ROAD	SALISBURY
	NONCD0000543	SALISBURY LANDFILL	1920 OLD WILKESBORO ROAD	SALISBURY
	NONCD0000542	SPENCER LAND DISPOSAL AREA	SOWERS FERRY RD.	SPENCER
RUTHERFORD				
	NONCD0000551	ALEXANDER MILLS DUMP	US HIGHWAY 221-A	FOREST CITY
	NONCD0000788	ARROWOOD DUMP	470 OLD HENRIETTA RD.	FOREST CITY
	NONCD0000546	BOSTIC REFUSE DISPOSAL	389 WEST CHURCH ST.	BOSTIC
	NONCD0000544	CLIFFSIDE MILL DUMP	PEA RIDGE RD. (SR 1960)	MOORESBORO
	NONCD0000755	CLIFFSIDE REFUSE DISPOSAL	US HIGHWAY 221-A	CLIFFSIDE
	NONCD0000554	FOREST CITY DUMP #1	RIVERSIDE DR.	FOREST CITY
	NONCD0000107	FOREST CITY DUMP #2	140/152 US 74 BUSINESS	FOREST CITY
	NONCD0000548	HAWKINS REFUSE DISPOSAL	CLIFFSIDE STREET	FOREST CITY
	NONCD0000553	HAYNES REFUSE DUMP	474 AVONDALE LANDFILL RD.	FOREST CITY
	NONCD0000549	HENDRICKS DUMP	BROOKLYN RD.	FOREST CITY
	NONCD0000664	HORN OPEN DUMP	184 WEST TRADE ST.	FOREST CITY
	NONCD0000552	LAKE LURE DUMP	ISLAND CREEK RD.	LAKE LURE
	NONCD0000022	SPINDALE REFUSE DISPOSAL	1060 OLD BALL PARK RD.	SPINDALE
SAMPSON				
	NONCD0000560	AUTRYVILLE LDFL	SR 1233	AUTRYVILLE
	NONCD0000558	CLINTON DUMP	ROYAL LANE	CLINTON
	NONCD0000351	DUNN REFUSE DISPOSAL	US HWY 421	DUNN
	NONCD0000562	GARLAND DUMP	SR 1133	GARLAND
	NCD981031693	KEENER LANDFILL	10 TANGELWOOD LANE	CLINTON
	NONCD0000561	ROSEBORO DUMP	NC 242	ROSEBORO
	NCN000407196	ROWAN ROAD LANDFILL	ROWAN ROAD	CLINTON
	NONCD0000557	SALEMBURG DUMP	BUBBA GUMP LANE	SALEMBURG
	NONCD0000706	SAMPSON CO LDFL (CARTERS BRIDGE)	SR 1134	GARLAND
	NONCD0000702	SAMPSON CO LDFL (INGOLD)	EZZELL ROAD (SR 1142)	INGOLD
	NONCD0000703	SAMPSON CO LDFL (IVANHOE)	IVANHOE ROAD (SR 1100)	IVANHOE
	NONCD0000701	SAMPSON CO LDFL (MT GILEAD)	US 421	MT GILEAD
	NONCD0000700	SAMPSON CO LDFL (SPIVEYS CORNER)	HUDSONTOWN ROAD (SR 1634)	SPIVEYS CORNER
	NONCD0000704	SAMPSON CO LDFL (SUTTONTOWN)	PREACHER HENRY ROAD (SR 1730)	SUTTONTOWN
SCOTLAND				
	NONCD0000564	GIBSON REFUSE DUMP	HUNSUCKER RD.	GIBSON

STANLY	NONCD0000565	LAURINBURG DUMP	HALL ST.	LAURINBURG
	NONCD0000563	SCOTLAND COUNTY COMM. DUMP	12281 BARNES BRIDGE RD.	LAURINBURG
	NONCD0000804	SCOTLAND COUNTY SANITARY LANDFILL	HIGHLAND ROAD	LAURINBURG
	NONCD0000571	ALBEMARLE DUMP	32311 NANNY DRIVE	ALBEMARLE
	NONCD0000568	AQUADALE DUMP	12423 OLD AQUADALE ROAD	AQUADALE
	NONCD0000751	CITY OF ALBEMARLE DUMP	COBLE AVENUE	ALBEMARLE
	NONCD0000570	NORWOOD DUMP	HWY 52	NORWOOD
	NONCD0000569	OAKBORO DUMP	12566 GREENE ROAD	OAKBORO
	NONCD0000566	RICHFIELD DUMP	STATE STREET	RICHFIELD
	NONCD0000567	STANFIELD DUMP	SR 1147	STANFIELD
STOKES	NONCD0000575	DANBURY DUMP	SHEPPARD MILL RD.	DANBURY
	NONCD0000576	GORDON'S DUMP	1290 PERCH RD. (SR 1147)	PINNACLE
	NONCD0000572	KINGS DUMP	BROWN RD. (SR 1128)	KING
	NONCD0000752	MONROE CRAIG LF	BRAY RD.	WALNUT COVE
	NONCD0000577	WALNUT COVE DUMP	MIDDLETON LOOP (SR 1909)	WALNUT COVE
SURRY	NONCD0000579	BEAULAH COMM. DUMP	124 PAULA LANE	LOWGAP
	NONCD0000581	ELKIN LANDFILL	BENGE DRIVE	ELKIN
	NONCD0000580	GARBAGE SERVICE DUMP	PINE TERRRACE DRIVE	MT AIRY
	NONCD0000584	MT. AIRY DUMP	CITY VIEW DRIVE	MT AIRY
	NONCD0000583	PILOT MT. REFUSE DUMP	INDIGO LANE	PILOT MT
	NONCD0000809	TWO BRIDGES LF	STANDARD ST.	ELKIN
	NONCD0000597	WASTEWATER TREATMENT ROAD LANDFILL	WASTEWATER TREATMENT ROAD	MOUNT AIRY
	NONCD0000586	WEYERHAEUSER LF	184 GENTRY ROAD	ELKIN
SWAIN	NONCD0000588	SWAIN COUNTY DUMP	BUCKNER BRANCH RD	BRYSON CITY
TRANSYLVANIA	NONCD0000208	BREVARD DUMP	ILLAHEE POINT (SR 1124)	BREVARD
	NONCD0000591	DAVIDSON RIVER DUMP	POPLAR LANE	PISGAH FOREST
	NONCD0000592	LAKE TOXAWAY DUMP	CATATOGA RESORT COMMUNITY	LAKE TOXAWAY
	NONCD0000590	ROSMAN DUMP	OLD HWY. 64	ROSMAN
TYRRELL				

	NONCD0000595	COLUMBIA DUMP	HOWARD STREET	COLUMBIA
	NONCD0000596	SCUPPERNONG COMM. DUMP	CHAPEL HILL ROAD (SR 1114)	SCUPPERNONG
UNION				
	NONCD0000600	MARSHVILLE DUMP	HASTY RD. (SR 1901)	MARSHEVILLE
	NONCD0000599	MONROE LANDFILL	RICHARDSON ST.	MONROE
	NCD980503163	UNION COUNTY LF	AUSTIN CHANEY RD.	MONROE
	NONCD0000598	WAXHAW DUMP	8625 RICHARDSON-KING RD.	WAXHAW
VANCE				
	NONCD0001001	CLOSED CITY OF HENDERSON LDFL	NC 39	HENDERSON
	NONCD0000814	RAMSEY STREET DUMP	TERMINUS OF RAMSEY STREET	HENDERSON
WAKE				
	NCD980502793	APEX SANITARY LF	451 W WILLIAMS ST	APEX
	NONCD0000669	BENTLEY WOODS SITE	SR 2006 OR PERRY CREEK RD	RALEIGH
	NONCD0000602	CARY DUMP	313 N DIXON ST	CARY
	NONCD0000614	EAST WAKE COUNTY LF	SR 2655/ US 64	KNIGHTDALE
	NONCD0000729	ELWOOD PINES DUMP	180 NEWSPAPER WAY	HOLLY SPRINGS
	NONCD0000606	FUQUAY VARINA	900 ANGIER RD	FUQUAY VARINA
	NONCD0000604	GARNER TRASH DUMP	3175 BENSON RD	GARNER
	NONCD0000201	GILL STREET PARK	N GILL ST	ZEBULON
	NONCD0000605	HOLLY SPRINGS DUMP	BASS LAKE RD	HOLLY SPRINGS
	NONCD0000603	KNIGHTDALE DUMP	ROBERTSON	KNIGHTDALE
	NONCD0000812	MANGUM ESTATES	LEDBURY WAY	WAKE FOREST
	NONCD0000607	NC DEPT. OF AGRICULTURE LF	SR 1656/TRINITY RD.	RALEIGH
	NONCD0000665	OLD HOLLY SPRINGS DUMP/ CARY SANITARY LFL	HOLLY SPRINGS RD	HOLLY SPRINGS
	NCD980845903	OLD RALEIGH #9-HOWARD JOHNSON CRABTREE	2102 CENTURY DRIVE	RALEIGH
	NONCD0000610	OLD RALEIGH LDFL #11 - DOROTHEA DIX	DOROTHEA DIX HOSPITAL	RALEIGH
	NONCD0000684	OLD RALEIGH LF #1	1430 S BLOUNT ST	RALEIGH
	NONCD0000693	OLD RALEIGH LF #10	211 SIX FORKS RD	RALEIGH
	NONCD0000694	OLD RALEIGH LF #12	SHIRLEY ST	RALEIGH
	NONCD0000685	OLD RALEIGH LF #2	1401 CAPITAL BLVD	RALEIGH
	NONCD0000686	OLD RALEIGH LF #3	1408 BROOKSIDE RD	RALEIGH
	NONCD0000687	OLD RALEIGH LF #4	1817 CAPITAL BLVD	RALEIGH
	NONCD0000688	OLD RALEIGH LF #5	2405 WADE AVE	RALEIGH
	NONCD0000689	OLD RALEIGH LF #6	BLUFF ST	RALEIGH



	NONCD0000690	OLD RALEIGH LF #7	2226 CAPITAL BLVD.	RALEIGH
	NONCD0000691	OLD RALEIGH LF #8	INDUSTRIAL DR	RALEIGH
	NONCD0000753	OLD WALTON'S DUMP	10310 CHAPEL HILL RD	MORRISVILLE
	NONCD0000601	ROLESVILLE DUMP	HWY 401	ROLESVILLE
	NCD065300113	ROWLAND LF	3000 GRESHAM LAKE RD	RALEIGH
	NONCD0000668	SOUTH SAUNDERS ST DUMP	2603 SAUNDERS & 601 CAROLINA PINES	RALEIGH
	NONCD0000696	WALTON'S SANITATION SERVICE DUMP	580 CHURCH ST	MORRISVILLE
	NONCD0000667	WE BUFFALOE, JR PRIVATE DUMP	US-70	GARNER
	NONCD0000609	WENDELL DUMP	LAKE GLAD RD	WENDELL
	NONCD0000608	ZEBULON DUMP	509 HORTON ST	ZEBULON
WARREN				
	NONCD0000617	MACON DUMP	DOC THOMPSON ROAD (SR 1500)	MACON
	NONCD0000615	NORLINA DUMP	ROSE STREET (SR 1106)	NORLINA
	NONCD0000616	WARRENTON DUMP	HAMME MILL ROAD (SR 1602)	WARRENTON
WASHINGTON				
	NONCD0000620	CRESWELL REFUSE DISPOSAL	MAIN STREET AND SCUPPERNONG RIVER	CRESWELL
	NONCD0000619	MACKEY'S DUMP	LANDFILL ROAD	ROPER
	NONCD0000621	PLYMOUTH REFUSE DUMP	WATER STREET	PLYMOUTH
	NONCD0000618	ROPER REFUSE DISPOSAL	CROSS STREET - ACROSS FROM ST. LUKES CEM	ROPER
WAYNE				
	NONCD0000627	CHERRY HOSPITAL DUMP	W. ASH STREET	GOLDSBORO
	NONCD0000632	EUREKA REFUSE DISPOSAL	WEST CHASE STREET	EUREKA
	NONCD0000628	FREMONT REFUSE DISPOSAL	SR 1359	FREMONT
	NONCD0000630	GOLDSBORO DUMP	US HIGHWAY 117 BYPASS	GOLDSBORO
	NCD980557649	GOLDSBORO MUNICIPAL LF	US HIGHWAY 117 BYPASS	GOLDSBORO
	NONCD0000626	KERMIT GURLEY DUMP	BUCK SWAMP ROAD	GOLDSBORO
	NONCD0000709	MT OLIVE LDFL	KELLY SPRINGS ROAD	MOUNT OLIVE
	NONCD0000631	MT. OLIVE REFUSE DISPOSAL	EAST JAMES STREET	MOUNT OLIVE
	NONCD0000629	PIKEVILLE DUMP		PIKEVILLE
	NONCD0000708	PIKEVILLE LDFL	LEIGH DRIVE	PIKEVILLE
WILKES				
	NONCD0000792	BETHEL DUMP	314 NORTH RIVER RD	JONESVILLE
	NONCD0000634	N. WILKESBORO DUMP	RIVER LIBERTY GROVE CHURCH RD	NORTH WILKESBORO
	NCD981477318	SOMERS ROAD DUMP	2646 SOMERS ROAD	HAMPTONVILLE

WILSON	NONCD0000633	WILKESBORO REFUSE DISPOSAL	KELLY HILL RD	WILKESBORO
	NONCD0000636	BLACK CREEK DUMP	NEAR SR 1628	BLACK CREEK
	NONCD0000674	CITY OF WILSON LANDFILL-1	105 GOLDSBORO ST. NE	WILSON
	NONCD0000202	CITY OF WILSON LDFL-2	6741 WARD BLVD	WILSON
	NONCD0000638	ELM CITY REFUSE DISPOSAL	NORTH RAILROAD STREET	ELM CITY
	NONCD0000637	SARATOGA DUMP	7340 CABIN BRANCH RD. (SR 1524)	SARATOGA
	NONCD0000639	SIMS REFUSE DISPOSAL	7002 BRUCE ROAD	SIMS
	NONCD0000635	STATONSBURG DUMP	5345 NC HWY 222	STANTONSBURG
	NONCD0000640	WILSON SANITARY LF	4545 NW AIRPORT DRIVE	WILSON
YADKIN	NONCD0000644	ARLINGTON DUMP	345 SOUTH MAIN STREET	ARLINGTON
	NONCD0000645	BOONVILLE DUMP	RIVER BEND ROAD	BOONVILLE
	NONCD0000642	CHAMBERLAND-HODGE DUMP		YADKINVILLE
	NONCD0000641	FALL CREEK COMM. DUMP	PULLIAM ROAD	BOONVILLE
	NONCD0000646	JOYNER REFUSE DUMP	1425 OLD STAGE ROAD	YADKINVILLE
	NONCD0000648	OLD YADKIN COUNTY LF	SIZEMORE ROAD	YADKINVILLE
	NONCD0000647	YADKINVILLE REFUSE DISPOSAL	1141 TENNESSEE STREET	YADKINVILLE
YANCEY	NONCD0000649	BURNSVILLE DUMP	OLD FORK RD	BURNSVILLE

## **Appendix F**

### **Landfill Capacity Report FY 2023 - 24**

Catawba	1812-INDUS-2008	CCR	Gaston	3612-INDUS-2008	CCR	Person	7302-INDUS-2021	CCR
<b>Duke Energy Carolinas - Marshall, Industrial</b>			<b>Duke Energy Carolinas - Allen</b>			<b>Duke Energy Progress - Roxboro</b>		
Open Date	3/7/2011		Open Date	12/9/2009		Open Date	11/25/2003	
Survey Date	5/24/2024		Survey Date	4/26/2024		Survey Date	4/16/2024	
Years Open	13.2		Years Open	14.4		Years Open	20.4	
Fiscal Year Tons	2,193,863.00		Fiscal Year Tons	12,110.00		Fiscal Year Tons	2,887,882.00	
Total Tons Disposed to Date	7,182,823.00		Total Tons Disposed to Date	1,588,647.00		Total Tons Disposed to Date	11,930,152.00	
* Average Tons per Year	543,510.69		* Average Tons per Year	110,482.35		* Average Tons per Year	585,054.78	
Volume Used	6,253,355		Volume Used	1,293,024		Volume Used	16,066,986	
Volume Constructed	10,306,000		Volume Constructed	2,082,500		Volume Constructed	16,328,208	
Total Permitted Volume	18,019,000		Total Permitted Volume	6,040,700		Total Permitted Volume	16,328,208	
* Compaction Density	1.15		* Compaction Density	1.23		* Compaction Density	0.74	
* Remaining Volume for Future Construction	4,052,645		* Remaining Volume for Future Construction	789,476		* Remaining Volume for Future Construction	261,222	
* Remaining Permitted Volume	11,765,645		* Remaining Permitted Volume	4,747,676		* Remaining Permitted Volume	261,222	
* Approximate Constructed Remaining in Tons	4,655,010.3		* Approximate Constructed Remaining in Tons	969,973.2		* Approximate Constructed Remaining in Tons	193,964.1	
* Approximate Constructed Remaining in Years	8.6		* Approximate Constructed Remaining in Years	8.8		* Approximate Constructed Remaining in Years	0.3	
* Remaining Constructed in Fiscal Year Tons	2.1		* Remaining Constructed in Fiscal Year Tons	80.1		* Remaining Constructed in Fiscal Year Tons	0.1	
* Approximate Total Permitted Volume Remaining in Tons	13,514,433		* Approximate Total Permitted Volume Remaining in Tons	5,833,133		* Approximate Total Permitted Volume Remaining in Tons	193,964	
* Approximate Total Permitted Volume Remaining in Years	24.9		* Approximate Total Permitted Volume Remaining in Years	52.8		* Approximate Total Permitted Volume Remaining in Years	0.3	
* Approximate Total Tonnage Remaining in Fiscal Year Tons	6.2		* Approximate Total Tonnage Remaining in Fiscal Year Tons	481.7		* Approximate Total Tonnage Remaining in Fiscal Year Tons	0.1	
Person	7305-INDUS-2012	CCR	Person	7307-INDUS-2021	CCR	Rutherford	8106-INDUS-2009	CCR
<b>Duke Energy, Mayo Steam Electric Plant</b>			<b>Duke Energy - Mayo Ash Basin Landfill</b>			<b>Duke Energy Carolinas - Rogers</b>		
Open Date	7/10/2014		Open Date	2/7/2024		Open Date	9/7/2010	
Survey Date	4/16/2024		Survey Date	4/15/2024		Survey Date	4/28/2024	
Years Open	9.8		Years Open	0.2		Years Open	13.6	
Fiscal Year Tons	841,562.00		Fiscal Year Tons	1,191,087.00		Fiscal Year Tons	1,667,318.00	
Total Tons Disposed to Date	2,443,850.00		Total Tons Disposed to Date	1,191,087.00		Total Tons Disposed to Date	8,298,478.00	
* Average Tons per Year	250,172.71		* Average Tons per Year	6,397,713.63		* Average Tons per Year	608,394.04	
Volume Used	1,980,492		Volume Used	416,973		Volume Used	6,697,833	
Volume Constructed	2,227,886		Volume Constructed	2,210,000		Volume Constructed	11,318,000	
Total Permitted Volume	1,980,492		Total Permitted Volume	5,320,000		Total Permitted Volume	13,343,000	
* Compaction Density	1.23		* Compaction Density	2.86		* Compaction Density	1.24	
* Remaining Volume for Future Construction	247,394		* Remaining Volume for Future Construction	1,793,027		* Remaining Volume for Future Construction	4,620,167	
* Remaining Permitted Volume	0		* Remaining Permitted Volume	4,903,027		* Remaining Permitted Volume	6,645,167	
* Approximate Constructed Remaining in Tons	305,274.6		* Approximate Constructed Remaining in Tons	5,121,797.2		* Approximate Constructed Remaining in Tons	5,724,292.4	
* Approximate Constructed Remaining in Years	1.2		* Approximate Constructed Remaining in Years	0.8		* Approximate Constructed Remaining in Years	9.4	
* Remaining Constructed in Fiscal Year Tons	0.4		* Remaining Constructed in Fiscal Year Tons	4.3		* Remaining Constructed in Fiscal Year Tons	3.4	
* Approximate Total Permitted Volume Remaining in Tons	0		* Approximate Total Permitted Volume Remaining in Tons	14,005,539		* Approximate Total Permitted Volume Remaining in Tons	8,233,226	
* Approximate Total Permitted Volume Remaining in Years	0.0		* Approximate Total Permitted Volume Remaining in Years	2.2		* Approximate Total Permitted Volume Remaining in Years	13.5	
* Approximate Total Tonnage Remaining in Fiscal Year Tons	0.0		* Approximate Total Tonnage Remaining in Fiscal Year Tons	11.8		* Approximate Total Tonnage Remaining in Fiscal Year Tons	4.9	

\* Calculation equations described on last page of this report.

Stokes	8504-INDUS-2007	CCR	Stokes	8505-INDUS-2008	CCR	Stokes	8506-INDUS-2021	CCR
Duke Energy Carolinas - Belews Creek, Craig Road Landfill			Duke Energy Carolinas - Belews Creek FGD Landfill			Duke Energy- Belews Creek Steam Station		
Open Date	11/5/2007		Open Date	11/5/2007		Open Date	6/26/2023	
Survey Date	4/4/2024		Survey Date	4/4/2024		Survey Date	4/22/2024	
Years Open	16.4		Years Open	16.4		Years Open	0.8	
Fiscal Year Tons	136,602.00		Fiscal Year Tons	-12,578.00		Fiscal Year Tons	1,678,897.00	
Total Tons Disposed to Date	2,921,502.00		Total Tons Disposed to Date	759,627.00		Total Tons Disposed to Date	1,678,897.00	
* Average Tons per Year	177,994.76		* Average Tons per Year	46,280.86		* Average Tons per Year	2,037,266.21	
Volume Used	2,524,731		Volume Used	385,159		Volume Used	1,109,919	
Volume Constructed	6,321,890		Volume Constructed	1,500,000		Volume Constructed	6,640,000	
Total Permitted Volume	24,621,890		Total Permitted Volume	1,500,000		Total Permitted Volume	13,350,000	
* Compaction Density	1.16		* Compaction Density	1.97		* Compaction Density	1.51	
* Remaining Volume for Future Construction	3,797,159		* Remaining Volume for Future Construction	1,114,841		* Remaining Volume for Future Construction	5,530,081	
* Remaining Permitted Volume	22,097,159		* Remaining Permitted Volume	1,114,841		* Remaining Permitted Volume	12,240,081	
* Approximate Constructed Remaining in Tons	4,393,896.9		* Approximate Constructed Remaining in Tons	2,198,736.9		* Approximate Constructed Remaining in Tons	8,364,967.5	
* Approximate Constructed Remaining in Years	24.7		* Approximate Constructed Remaining in Years	47.5		* Approximate Constructed Remaining in Years	4.1	
* Remaining Constructed in Fiscal Year Tons	32.2		* Remaining Constructed in Fiscal Year Tons	0.0		* Remaining Constructed in Fiscal Year Tons	5.0	
* Approximate Total Permitted Volume Remaining in Tons	25,569,811		* Approximate Total Permitted Volume Remaining in Tons	2,198,737		* Approximate Total Permitted Volume Remaining in Tons	18,514,716	
* Approximate Total Permitted Volume Remaining in Years	143.7		* Approximate Total Permitted Volume Remaining in Years	47.5		* Approximate Total Permitted Volume Remaining in Years	9.1	
* Approximate Total Tonnage Remaining in Fiscal Year Tons	187.2		* Approximate Total Tonnage Remaining in Fiscal Year Tons	0.0		* Approximate Total Tonnage Remaining in Fiscal Year Tons	11.0	

\* Calculation equations described on last page of this report.

Alamance	0105-CDLF-2024	CD	Alexander	0201-CDLF-1997	CD	Avery	0603-CDLF-1996	CD
<b>Tri-Corners C&amp;D Landfill</b>			<b>Alexander County CDLF</b>			<b>Avery County C&amp;D Landfill</b>		
Open Date	9/25/1998		Open Date	1/1/1998		Open Date	7/1/1996	
Survey Date	5/17/2024		Survey Date	6/21/2024		Survey Date	4/21/2022	
Years Open	25.6		Years Open	26.5		Years Open	25.8	
Fiscal Year Tons	63,891.00		Fiscal Year Tons	4,593.00		Fiscal Year Tons	3.00	
Total Tons Disposed to Date	819,184.00		Total Tons Disposed to Date	85,183.00		Total Tons Disposed to Date	75,878.00	
* Average Tons per Year	31,946.08		* Average Tons per Year	3,218.15		* Average Tons per Year	2,940.52	
Volume Used	1,345,116		Volume Used	169,169		Volume Used	222,139	
Volume Constructed	1,605,176		Volume Constructed	165,661		Volume Constructed	228,450	
Total Permitted Volume	13,871,806		Total Permitted Volume	269,193		Total Permitted Volume	228,450	
* Compaction Density	0.61		* Compaction Density	0.50		* Compaction Density	0.34	
* Remaining Volume for Future Construction	260,060		* Remaining Volume for Future Construction	-3,508		* Remaining Volume for Future Construction	6,311	
* Remaining Permitted Volume	12,526,690		* Remaining Permitted Volume	100,024		* Remaining Permitted Volume	6,311	
* Approximate Constructed Remaining in Tons	158,378.2		* Approximate Constructed Remaining in Tons	-1,766.4		* Approximate Constructed Remaining in Tons	2,155.7	
* Approximate Constructed Remaining in Years	5.0		* Approximate Constructed Remaining in Years	-0.5		* Approximate Constructed Remaining in Years	0.7	
* Remaining Constructed in Fiscal Year Tons	2.5		* Remaining Constructed in Fiscal Year Tons	-0.4		* Remaining Constructed in Fiscal Year Tons	718.6	
* Approximate Total Permitted Volume Remaining in Tons	7,628,832		* Approximate Total Permitted Volume Remaining in Tons	50,366		* Approximate Total Permitted Volume Remaining in Tons	2,156	
* Approximate Total Permitted Volume Remaining in Years	238.8		* Approximate Total Permitted Volume Remaining in Years	15.7		* Approximate Total Permitted Volume Remaining in Years	0.7	
* Approximate Total Tonnage Remaining in Fiscal Year Tons	119.4		* Approximate Total Tonnage Remaining in Fiscal Year Tons	11.0		* Approximate Total Tonnage Remaining in Fiscal Year Tons	718.6	
Brunswick	1007-CDLF-1997	CD	Buncombe	1107-CDLF-1998	CD	Burke	1203-CDLF-2014	CD
<b>Brunswick County CDLF</b>			<b>Buncombe County C&amp;D Unit</b>			<b>Burke County Johns River Waste Management</b>		
Open Date	7/1/1998		Open Date	1/21/1998		Open Date	1/7/1998	
Survey Date	7/17/2024		Survey Date	4/29/2024		Survey Date	7/18/2024	
Years Open	26.0		Years Open	26.3		Years Open	26.5	
Fiscal Year Tons	8,105.00		Fiscal Year Tons	68,100.00		Fiscal Year Tons	8,333.00	
Total Tons Disposed to Date	712,893.00		Total Tons Disposed to Date	1,018,895.00		Total Tons Disposed to Date	39,831.43	
* Average Tons per Year	27,371.40		* Average Tons per Year	38,785.97		* Average Tons per Year	1,501.54	
Volume Used	1,064,469		Volume Used	1,673,993		Volume Used	105,474	
Volume Constructed	1,146,100		Volume Constructed	1,962,600		Volume Constructed	322,496	
Total Permitted Volume	1,146,100		Total Permitted Volume	2,492,600		Total Permitted Volume	3,735,772	
* Compaction Density	0.67		* Compaction Density	0.61		* Compaction Density	0.38	
* Remaining Volume for Future Construction	81,631		* Remaining Volume for Future Construction	288,607		* Remaining Volume for Future Construction	217,022	
* Remaining Permitted Volume	81,631		* Remaining Permitted Volume	818,607		* Remaining Permitted Volume	3,630,298	
* Approximate Constructed Remaining in Tons	54,669.7		* Approximate Constructed Remaining in Tons	175,664.0		* Approximate Constructed Remaining in Tons	81,956.7	
* Approximate Constructed Remaining in Years	2.0		* Approximate Constructed Remaining in Years	4.5		* Approximate Constructed Remaining in Years	54.6	
* Remaining Constructed in Fiscal Year Tons	6.7		* Remaining Constructed in Fiscal Year Tons	2.6		* Remaining Constructed in Fiscal Year Tons	9.8	
* Approximate Total Permitted Volume Remaining in Tons	54,670		* Approximate Total Permitted Volume Remaining in Tons	498,255		* Approximate Total Permitted Volume Remaining in Tons	1,370,954	
* Approximate Total Permitted Volume Remaining in Years	2.0		* Approximate Total Permitted Volume Remaining in Years	12.8		* Approximate Total Permitted Volume Remaining in Years	913.0	
* Approximate Total Tonnage Remaining in Fiscal Year Tons	6.7		* Approximate Total Tonnage Remaining in Fiscal Year Tons	7.3		* Approximate Total Tonnage Remaining in Fiscal Year Tons	164.5	

\* Calculation equations described on last page of this report.

Cabarrus	1302-CDLF-2006	CD	Cabarrus	1306-CDLF-2000	CD	Cleveland	2301-CDLF-1997	CD
<b>Cabarrus County CDLF</b>			<b>Highway 49 C&amp;D Landfill &amp; Recycling Greenway Waste</b>			<b>Cleveland County CDLF</b>		
Open Date	12/5/2006		Open Date	4/4/2000		Open Date	1/1/1998	
Survey Date	6/11/2024		Survey Date	6/6/2024		Survey Date	6/25/2024	
Years Open	17.5		Years Open	24.2		Years Open	26.5	
Fiscal Year Tons	23,595.00		Fiscal Year Tons	216,943.00		Fiscal Year Tons	59,628.00	
Total Tons Disposed to Date	409,647.00		Total Tons Disposed to Date	2,640,156.00		Total Tons Disposed to Date	1,340,738.00	
* Average Tons per Year	23,385.99		* Average Tons per Year	109,221.54		* Average Tons per Year	50,631.16	
Volume Used	704,406		Volume Used	4,084,230		Volume Used	1,427,656	
Volume Constructed	711,255		Volume Constructed	4,895,188		Volume Constructed	2,645,400	
Total Permitted Volume	876,581		Total Permitted Volume	5,995,188		Total Permitted Volume	2,645,400	
* Compaction Density	0.58		* Compaction Density	0.65		* Compaction Density	0.94	
* Remaining Volume for Future Construction	6,849		* Remaining Volume for Future Construction	810,958		* Remaining Volume for Future Construction	1,217,744	
* Remaining Permitted Volume	172,175		* Remaining Permitted Volume	1,910,958		* Remaining Permitted Volume	1,217,744	
* Approximate Constructed Remaining in Tons	3,983.0		* Approximate Constructed Remaining in Tons	524,225.0		* Approximate Constructed Remaining in Tons	1,143,605.8	
* Approximate Constructed Remaining in Years	0.2		* Approximate Constructed Remaining in Years	4.8		* Approximate Constructed Remaining in Years	22.6	
* Remaining Constructed in Fiscal Year Tons	0.2		* Remaining Constructed in Fiscal Year Tons	2.4		* Remaining Constructed in Fiscal Year Tons	19.2	
* Approximate Total Permitted Volume Remaining in Tons	100,128		* Approximate Total Permitted Volume Remaining in Tons	1,235,295		* Approximate Total Permitted Volume Remaining in Tons	1,143,606	
* Approximate Total Permitted Volume Remaining in Years	4.3		* Approximate Total Permitted Volume Remaining in Years	11.3		* Approximate Total Permitted Volume Remaining in Years	22.6	
* Approximate Total Tonnage Remaining in Fiscal Year Tons	4.2		* Approximate Total Tonnage Remaining in Fiscal Year Tons	5.7		* Approximate Total Tonnage Remaining in Fiscal Year Tons	19.2	
Cumberland	2601-CDLF-1997	CD	Dare	2803-CDLF-1995	CD	Edgecombe	3301-CDLF-1997	CD
<b>Cumberland County C&amp;D Unit</b>			<b>Dare County C&amp;D Landfill</b>			<b>Edgecombe County CDLF</b>		
Open Date	1/1/1998		Open Date	11/15/1995		Open Date	12/30/1997	
Survey Date	3/1/2024		Survey Date	4/19/2024		Survey Date	1/11/2024	
Years Open	26.2		Years Open	28.4		Years Open	26.0	
Fiscal Year Tons	52,267.00		Fiscal Year Tons	15,449.00		Fiscal Year Tons	9,684.00	
Total Tons Disposed to Date	935,153.00		Total Tons Disposed to Date	469,848.00		Total Tons Disposed to Date	512,804.00	
* Average Tons per Year	35,743.47		* Average Tons per Year	16,528.17		* Average Tons per Year	19,699.38	
Volume Used	1,333,944		Volume Used	1,221,156		Volume Used	1,089,327	
Volume Constructed	1,697,278		Volume Constructed	1,478,100		Volume Constructed	1,700,000	
Total Permitted Volume	2,026,570		Total Permitted Volume	3,044,300		Total Permitted Volume	1,700,000	
* Compaction Density	0.70		* Compaction Density	0.38		* Compaction Density	0.47	
* Remaining Volume for Future Construction	363,334		* Remaining Volume for Future Construction	256,944		* Remaining Volume for Future Construction	610,673	
* Remaining Permitted Volume	692,626		* Remaining Permitted Volume	1,823,144		* Remaining Permitted Volume	610,673	
* Approximate Constructed Remaining in Tons	254,713.0		* Approximate Constructed Remaining in Tons	98,860.9		* Approximate Constructed Remaining in Tons	287,476.2	
* Approximate Constructed Remaining in Years	7.1		* Approximate Constructed Remaining in Years	6.0		* Approximate Constructed Remaining in Years	14.6	
* Remaining Constructed in Fiscal Year Tons	4.9		* Remaining Constructed in Fiscal Year Tons	6.4		* Remaining Constructed in Fiscal Year Tons	29.7	
* Approximate Total Permitted Volume Remaining in Tons	485,561		* Approximate Total Permitted Volume Remaining in Tons	701,467		* Approximate Total Permitted Volume Remaining in Tons	287,476	
* Approximate Total Permitted Volume Remaining in Years	13.6		* Approximate Total Permitted Volume Remaining in Years	42.4		* Approximate Total Permitted Volume Remaining in Years	14.6	
* Approximate Total Tonnage Remaining in Fiscal Year Tons	9.3		* Approximate Total Tonnage Remaining in Fiscal Year Tons	45.4		* Approximate Total Tonnage Remaining in Fiscal Year Tons	29.7	

\* Calculation equations described on last page of this report.

Forsyth	3412-CDLF-1995	CD	Greene	4002-CDLF-1997	CD	Guilford	4103-CDLF-1998	CD
<b>Winston-Salem, City of Old Salisbury Road CDLF</b>			<b>Greene County CDLF</b>			<b>Greensboro, City of White Street Landfill</b>		
Open Date	8/1/1996		Open Date	1/1/1998		Open Date	1/1/1998	
Survey Date	1/2/2024		Survey Date	6/20/2024		Survey Date	7/25/2024	
Years Open	27.4		Years Open	26.5		Years Open	26.6	
Fiscal Year Tons	45,736.00		Fiscal Year Tons	2,397.00		Fiscal Year Tons	47,570.00	
Total Tons Disposed to Date	1,733,443.00		Total Tons Disposed to Date	58,306.00		Total Tons Disposed to Date	2,104,676.00	
* Average Tons per Year	63,219.18		* Average Tons per Year	2,202.99		* Average Tons per Year	79,234.48	
Volume Used	3,322,259		Volume Used	196,421		Volume Used	2,061,251	
Volume Constructed	4,030,000		Volume Constructed	471,466		Volume Constructed	2,370,000	
Total Permitted Volume	4,030,000		Total Permitted Volume	471,466		Total Permitted Volume	2,370,000	
* Compaction Density	0.52		* Compaction Density	0.30		* Compaction Density	1.02	
* Remaining Volume for Future Construction	707,741		* Remaining Volume for Future Construction	275,045		* Remaining Volume for Future Construction	308,749	
* Remaining Permitted Volume	707,741		* Remaining Permitted Volume	275,045		* Remaining Permitted Volume	308,749	
* Approximate Constructed Remaining in Tons	369,275.4		* Approximate Constructed Remaining in Tons	81,644.9		* Approximate Constructed Remaining in Tons	315,253.5	
* Approximate Constructed Remaining in Years	5.8		* Approximate Constructed Remaining in Years	37.1		* Approximate Constructed Remaining in Years	4.0	
* Remaining Constructed in Fiscal Year Tons	8.1		* Remaining Constructed in Fiscal Year Tons	34.1		* Remaining Constructed in Fiscal Year Tons	6.6	
* Approximate Total Permitted Volume Remaining in Tons	369,275		* Approximate Total Permitted Volume Remaining in Tons	81,645		* Approximate Total Permitted Volume Remaining in Tons	315,254	
* Approximate Total Permitted Volume Remaining in Years	5.8		* Approximate Total Permitted Volume Remaining in Years	37.1		* Approximate Total Permitted Volume Remaining in Years	4.0	
* Approximate Total Tonnage Remaining in Fiscal Year Tons	8.1		* Approximate Total Tonnage Remaining in Fiscal Year Tons	34.1		* Approximate Total Tonnage Remaining in Fiscal Year Tons	6.6	
Guilford	4116-CDLF-2012	CD	Guilford	4117-CDLF-2008	CD	Halifax	4204-CDLF-2013	CD
<b>WI High Point Landfill, LLC</b>			<b>A-1 Sandrock C&amp;D Landfill</b>			<b>Halifax County Landfill</b>		
Open Date	2/4/2004		Open Date	4/19/2009		Open Date	6/3/2016	
Survey Date	1/22/2024		Survey Date	7/31/2024		Survey Date	6/27/2024	
Years Open	20.0		Years Open	15.3		Years Open	8.1	
Fiscal Year Tons	115,027.00		Fiscal Year Tons	59,403.00		Fiscal Year Tons	1,013.00	
Total Tons Disposed to Date	1,586,483.00		Total Tons Disposed to Date	1,219,224.00		Total Tons Disposed to Date	8,091.00	
* Average Tons per Year	79,465.57		* Average Tons per Year	79,778.14		* Average Tons per Year	1,003.14	
Volume Used	2,343,535		Volume Used	2,090,977		Volume Used	11,667	
Volume Constructed	3,196,113		Volume Constructed	2,240,000		Volume Constructed	73,129	
Total Permitted Volume	4,773,968		Total Permitted Volume	2,240,000		Total Permitted Volume	266,268	
* Compaction Density	0.68		* Compaction Density	0.58		* Compaction Density	0.69	
* Remaining Volume for Future Construction	852,578		* Remaining Volume for Future Construction	149,023		* Remaining Volume for Future Construction	61,462	
* Remaining Permitted Volume	2,430,433		* Remaining Permitted Volume	149,023		* Remaining Permitted Volume	254,601	
* Approximate Constructed Remaining in Tons	577,162.5		* Approximate Constructed Remaining in Tons	86,893.6		* Approximate Constructed Remaining in Tons	42,623.6	
* Approximate Constructed Remaining in Years	7.3		* Approximate Constructed Remaining in Years	1.1		* Approximate Constructed Remaining in Years	42.5	
* Remaining Constructed in Fiscal Year Tons	5.0		* Remaining Constructed in Fiscal Year Tons	1.5		* Remaining Constructed in Fiscal Year Tons	42.1	
* Approximate Total Permitted Volume Remaining in Tons	1,645,310		* Approximate Total Permitted Volume Remaining in Tons	86,894		* Approximate Total Permitted Volume Remaining in Tons	176,564	
* Approximate Total Permitted Volume Remaining in Years	20.7		* Approximate Total Permitted Volume Remaining in Years	1.1		* Approximate Total Permitted Volume Remaining in Years	176.0	
* Approximate Total Tonnage Remaining in Fiscal Year Tons	14.3		* Approximate Total Tonnage Remaining in Fiscal Year Tons	1.5		* Approximate Total Tonnage Remaining in Fiscal Year Tons	174.3	

\* Calculation equations described on last page of this report.



Harnett	4302-CDLF-2018	CD	Harnett	4303-CDLF-1997	CD	Jones	5203-CDLF-2013	CD
<b>Harnett County Dunn-Erwin C&amp;D Landfill</b>			<b>Harnett Co. Anderson Creek C&amp;D Landfill</b>			<b>The Maysville Construction and Demolition Landfill</b>		
Open Date	1/1/1998		Open Date	12/1/1996		Open Date	4/6/2015	
Survey Date	4/10/2024		Survey Date	4/18/2024		Survey Date	7/2/2024	
Years Open	26.3		Years Open	27.4		Years Open	9.2	
Fiscal Year Tons	30,633.00		Fiscal Year Tons	13,632.00		Fiscal Year Tons	61,495.00	
Total Tons Disposed to Date	483,880.00		Total Tons Disposed to Date	284,450.00		Total Tons Disposed to Date	230,444.00	
* Average Tons per Year	18,417.80		* Average Tons per Year	10,389.54		* Average Tons per Year	24,939.16	
Volume Used	887,165		Volume Used	636,918		Volume Used	297,856	
Volume Constructed	2,047,985		Volume Constructed	671,456		Volume Constructed	297,087	
Total Permitted Volume	2,047,985		Total Permitted Volume	830,081		Total Permitted Volume	586,764	
* Compaction Density	0.55		* Compaction Density	0.45		* Compaction Density	0.77	
* Remaining Volume for Future Construction	1,160,820		* Remaining Volume for Future Construction	34,538		* Remaining Volume for Future Construction	-769	
* Remaining Permitted Volume	1,160,820		* Remaining Permitted Volume	193,163		* Remaining Permitted Volume	288,908	
* Approximate Constructed Remaining in Tons	633,137.7		* Approximate Constructed Remaining in Tons	15,424.8		* Approximate Constructed Remaining in Tons	-595.0	
* Approximate Constructed Remaining in Years	34.4		* Approximate Constructed Remaining in Years	1.5		* Approximate Constructed Remaining in Years	0.0	
* Remaining Constructed in Fiscal Year Tons	20.7		* Remaining Constructed in Fiscal Year Tons	1.1		* Remaining Constructed in Fiscal Year Tons	0.0	
* Approximate Total Permitted Volume Remaining in Tons	633,138		* Approximate Total Permitted Volume Remaining in Tons	86,267		* Approximate Total Permitted Volume Remaining in Tons	223,521	
* Approximate Total Permitted Volume Remaining in Years	34.4		* Approximate Total Permitted Volume Remaining in Years	8.3		* Approximate Total Permitted Volume Remaining in Years	9.0	
* Approximate Total Tonnage Remaining in Fiscal Year Tons	20.7		* Approximate Total Tonnage Remaining in Fiscal Year Tons	6.3		* Approximate Total Tonnage Remaining in Fiscal Year Tons	3.6	
Lenoir	5403-CDLF-1997	CD	Lincoln	5503-CDLF-1999	CD	Lincoln	5504-CDLF-1999	CD
<b>Lenoir County CDLF</b>			<b>Lincoln County C&amp;D Unit</b>			<b>Lake Norman Landfill</b>		
Open Date	1/1/1998		Open Date	8/28/1992		Open Date	3/25/1999	
Survey Date	5/6/2024		Survey Date	6/24/2024		Survey Date	12/5/2023	
Years Open	26.3		Years Open	31.8		Years Open	24.7	
Fiscal Year Tons	16,101.00		Fiscal Year Tons	0.00		Fiscal Year Tons	47,805.00	
Total Tons Disposed to Date	411,522.00		Total Tons Disposed to Date	495,676.00		Total Tons Disposed to Date	1,457,332.00	
* Average Tons per Year	15,621.33		* Average Tons per Year	15,576.50		* Average Tons per Year	59,005.71	
Volume Used	643,643		Volume Used	452,564		Volume Used	2,351,619	
Volume Constructed	1,265,400		Volume Constructed	502,721		Volume Constructed	2,727,347	
Total Permitted Volume	1,126,540		Total Permitted Volume	502,721		Total Permitted Volume	3,271,000	
* Compaction Density	0.64		* Compaction Density	1.10		* Compaction Density	0.62	
* Remaining Volume for Future Construction	621,757		* Remaining Volume for Future Construction	50,157		* Remaining Volume for Future Construction	375,728	
* Remaining Permitted Volume	482,897		* Remaining Permitted Volume	50,157		* Remaining Permitted Volume	919,381	
* Approximate Constructed Remaining in Tons	397,528.9		* Approximate Constructed Remaining in Tons	54,935.0		* Approximate Constructed Remaining in Tons	232,844.0	
* Approximate Constructed Remaining in Years	25.4		* Approximate Constructed Remaining in Years	3.5		* Approximate Constructed Remaining in Years	3.9	
* Remaining Constructed in Fiscal Year Tons	24.7		* Remaining Constructed in Fiscal Year Tons	0.0		* Remaining Constructed in Fiscal Year Tons	4.9	
* Approximate Total Permitted Volume Remaining in Tons	308,747		* Approximate Total Permitted Volume Remaining in Tons	54,935		* Approximate Total Permitted Volume Remaining in Tons	569,754	
* Approximate Total Permitted Volume Remaining in Years	19.8		* Approximate Total Permitted Volume Remaining in Years	3.5		* Approximate Total Permitted Volume Remaining in Years	9.7	
* Approximate Total Tonnage Remaining in Fiscal Year Tons	19.2		* Approximate Total Tonnage Remaining in Fiscal Year Tons	0.0		* Approximate Total Tonnage Remaining in Fiscal Year Tons	11.9	

\* Calculation equations described on last page of this report.

Madison	5803-CDLF-1995	CD	Mecklenburg	6013-CDLF-2021	CD	Moore	6301-CDLF-1992	CD
<b>Madison County C&amp;D Unit</b>			<b>Greenway Waste Solutions of North Meck</b>			<b>Moore County C&amp;D Landfill</b>		
Open Date	11/1/2006		Open Date	3/12/2006		Open Date	10/1/1993	
Survey Date	6/17/2024		Survey Date	6/4/2024		Survey Date	7/17/2024	
Years Open	17.6		Years Open	18.2		Years Open	30.8	
Fiscal Year Tons	1,165.00		Fiscal Year Tons	17,506.00		Fiscal Year Tons	28,402.00	
Total Tons Disposed to Date	34,095.00		Total Tons Disposed to Date	1,874,980.00		Total Tons Disposed to Date	825,569.90	
* Average Tons per Year	1,934.33		* Average Tons per Year	102,843.74		* Average Tons per Year	26,810.65	
Volume Used	83,002		Volume Used	2,620,838		Volume Used	1,620,427	
Volume Constructed	209,700		Volume Constructed	3,141,000		Volume Constructed	2,500,000	
Total Permitted Volume	209,700		Total Permitted Volume	3,141,000		Total Permitted Volume	2,500,000	
* Compaction Density	0.41		* Compaction Density	0.72		* Compaction Density	0.51	
* Remaining Volume for Future Construction	126,698		* Remaining Volume for Future Construction	520,162		* Remaining Volume for Future Construction	879,573	
* Remaining Permitted Volume	126,698		* Remaining Permitted Volume	520,162		* Remaining Permitted Volume	879,573	
* Approximate Constructed Remaining in Tons	52,044.1		* Approximate Constructed Remaining in Tons	372,130.3		* Approximate Constructed Remaining in Tons	448,122.0	
* Approximate Constructed Remaining in Years	26.9		* Approximate Constructed Remaining in Years	3.6		* Approximate Constructed Remaining in Years	16.7	
* Remaining Constructed in Fiscal Year Tons	44.7		* Remaining Constructed in Fiscal Year Tons	21.3		* Remaining Constructed in Fiscal Year Tons	15.8	
* Approximate Total Permitted Volume Remaining in Tons	52,044		* Approximate Total Permitted Volume Remaining in Tons	372,130		* Approximate Total Permitted Volume Remaining in Tons	448,122	
* Approximate Total Permitted Volume Remaining in Years	26.9		* Approximate Total Permitted Volume Remaining in Years	3.6		* Approximate Total Permitted Volume Remaining in Years	16.7	
* Approximate Total Tonnage Remaining in Fiscal Year Tons	44.7		* Approximate Total Tonnage Remaining in Fiscal Year Tons	21.3		* Approximate Total Tonnage Remaining in Fiscal Year Tons	15.8	
Nash	6403-CDLF-2000	CD	Orange	6804-CDLF-2005	CD	Pasquotank	7002-CDLF-1996	CD
<b>Nash County C&amp;D Landfill</b>			<b>Orange County CDLF</b>			<b>Pasquotank County C&amp;D Landfill</b>		
Open Date	1/3/2000		Open Date	5/31/2005		Open Date	4/1/1996	
Survey Date	7/17/2024		Survey Date	6/17/2024		Survey Date	8/10/2024	
Years Open	24.5		Years Open	19.0		Years Open	28.4	
Fiscal Year Tons	16,485.00		Fiscal Year Tons	18,714.00		Fiscal Year Tons	18,181.00	
Total Tons Disposed to Date	310,599.00		Total Tons Disposed to Date	182,086.00		Total Tons Disposed to Date	366,131.00	
* Average Tons per Year	12,658.59		* Average Tons per Year	9,559.71		* Average Tons per Year	12,910.73	
Volume Used	913,198		Volume Used	377,702		Volume Used	1,204,619	
Volume Constructed	936,406		Volume Constructed	424,000		Volume Constructed	1,445,382	
Total Permitted Volume	2,405,358		Total Permitted Volume	789,250		Total Permitted Volume	1,445,382	
* Compaction Density	0.34		* Compaction Density	0.48		* Compaction Density	0.30	
* Remaining Volume for Future Construction	23,208		* Remaining Volume for Future Construction	46,298		* Remaining Volume for Future Construction	240,763	
* Remaining Permitted Volume	1,492,160		* Remaining Permitted Volume	411,548		* Remaining Permitted Volume	240,763	
* Approximate Constructed Remaining in Tons	7,893.6		* Approximate Constructed Remaining in Tons	22,319.8		* Approximate Constructed Remaining in Tons	73,177.3	
* Approximate Constructed Remaining in Years	0.6		* Approximate Constructed Remaining in Years	2.3		* Approximate Constructed Remaining in Years	5.7	
* Remaining Constructed in Fiscal Year Tons	0.5		* Remaining Constructed in Fiscal Year Tons	1.2		* Remaining Constructed in Fiscal Year Tons	4.0	
* Approximate Total Permitted Volume Remaining in Tons	507,517		* Approximate Total Permitted Volume Remaining in Tons	198,403		* Approximate Total Permitted Volume Remaining in Tons	73,177	
* Approximate Total Permitted Volume Remaining in Years	40.1		* Approximate Total Permitted Volume Remaining in Years	20.8		* Approximate Total Permitted Volume Remaining in Years	5.7	
* Approximate Total Tonnage Remaining in Fiscal Year Tons	30.8		* Approximate Total Tonnage Remaining in Fiscal Year Tons	10.6		* Approximate Total Tonnage Remaining in Fiscal Year Tons	4.0	

\* Calculation equations described on last page of this report.

Pitt	7407-CDLF-2009	CD	Randolph	7606-CDLF-2021	CD	Robeson	7803-CDLF-1997	CD
<b>C &amp; D Landfill Inc</b>			<b>Wall Recycling CDLF</b>			<b>Robeson County CDLF</b>		
Open Date	6/1/2001		Open Date	10/19/2001		Open Date	1/2/1998	
Survey Date	7/29/2022		Survey Date	1/22/2024		Survey Date	5/21/2024	
Years Open	21.2		Years Open	22.3		Years Open	26.4	
Fiscal Year Tons	42,379.00		Fiscal Year Tons	25,856.00		Fiscal Year Tons	40,079.00	
Total Tons Disposed to Date	784,203.40		Total Tons Disposed to Date	329,847.00		Total Tons Disposed to Date	1,058,825.00	
* Average Tons per Year	37,063.96		* Average Tons per Year	14,818.77		* Average Tons per Year	40,134.48	
Volume Used	1,545,418		Volume Used	594,721		Volume Used	1,114,975	
Volume Constructed	2,267,256		Volume Constructed	1,104,617		Volume Constructed	2,341,464	
Total Permitted Volume	2,267,256		Total Permitted Volume	1,104,617		Total Permitted Volume	2,341,464	
* Compaction Density	0.51		* Compaction Density	0.55		* Compaction Density	0.95	
* Remaining Volume for Future Construction	721,838		* Remaining Volume for Future Construction	509,896		* Remaining Volume for Future Construction	1,226,489	
* Remaining Permitted Volume	721,838		* Remaining Permitted Volume	509,896		* Remaining Permitted Volume	1,226,489	
* Approximate Constructed Remaining in Tons	366,287.6		* Approximate Constructed Remaining in Tons	282,801.0		* Approximate Constructed Remaining in Tons	1,164,723.2	
* Approximate Constructed Remaining in Years	9.9		* Approximate Constructed Remaining in Years	19.1		* Approximate Constructed Remaining in Years	29.0	
* Remaining Constructed in Fiscal Year Tons	8.6		* Remaining Constructed in Fiscal Year Tons	10.9		* Remaining Constructed in Fiscal Year Tons	29.1	
* Approximate Total Permitted Volume Remaining in Tons	366,288		* Approximate Total Permitted Volume Remaining in Tons	282,801		* Approximate Total Permitted Volume Remaining in Tons	1,164,723	
* Approximate Total Permitted Volume Remaining in Years	9.9		* Approximate Total Permitted Volume Remaining in Years	19.1		* Approximate Total Permitted Volume Remaining in Years	29.0	
* Approximate Total Tonnage Remaining in Fiscal Year Tons	8.6		* Approximate Total Tonnage Remaining in Fiscal Year Tons	10.9		* Approximate Total Tonnage Remaining in Fiscal Year Tons	29.1	
Rutherford	8103-CDLF-2002	CD	Sampson	8202-CDLF-1996	CD	Scotland	8301-CDLF-1997	CD
<b>Rutherford County C&amp;D</b>			<b>Sampson County Disposal, LLC</b>			<b>Scotland County CDLF</b>		
Open Date	1/1/2001		Open Date	9/16/1996		Open Date	1/1/1998	
Survey Date	7/23/2024		Survey Date	1/22/2024		Survey Date	6/26/2024	
Years Open	23.6		Years Open	27.3		Years Open	26.5	
Fiscal Year Tons	12,720.00		Fiscal Year Tons	607.00		Fiscal Year Tons	10,803.00	
Total Tons Disposed to Date	309,936.00		Total Tons Disposed to Date	75,697.00		Total Tons Disposed to Date	354,925.00	
* Average Tons per Year	13,157.15		* Average Tons per Year	2,767.88		* Average Tons per Year	13,401.88	
Volume Used	582,141		Volume Used	283,204		Volume Used	670,854	
Volume Constructed	926,000		Volume Constructed	1,054,182		Volume Constructed	1,144,442	
Total Permitted Volume	3,207,000		Total Permitted Volume	2,180,681		Total Permitted Volume	1,144,442	
* Compaction Density	0.53		* Compaction Density	0.27		* Compaction Density	0.53	
* Remaining Volume for Future Construction	343,859		* Remaining Volume for Future Construction	770,978		* Remaining Volume for Future Construction	473,588	
* Remaining Permitted Volume	2,624,859		* Remaining Permitted Volume	1,897,477		* Remaining Permitted Volume	473,588	
* Approximate Constructed Remaining in Tons	183,073.0		* Approximate Constructed Remaining in Tons	206,073.1		* Approximate Constructed Remaining in Tons	250,558.6	
* Approximate Constructed Remaining in Years	13.9		* Approximate Constructed Remaining in Years	74.5		* Approximate Constructed Remaining in Years	18.7	
* Remaining Constructed in Fiscal Year Tons	14.4		* Remaining Constructed in Fiscal Year Tons	339.5		* Remaining Constructed in Fiscal Year Tons	23.2	
* Approximate Total Permitted Volume Remaining in Tons	1,397,494		* Approximate Total Permitted Volume Remaining in Tons	507,173		* Approximate Total Permitted Volume Remaining in Tons	250,559	
* Approximate Total Permitted Volume Remaining in Years	106.2		* Approximate Total Permitted Volume Remaining in Years	183.2		* Approximate Total Permitted Volume Remaining in Years	18.7	
* Approximate Total Tonnage Remaining in Fiscal Year Tons	109.9		* Approximate Total Tonnage Remaining in Fiscal Year Tons	835.5		* Approximate Total Tonnage Remaining in Fiscal Year Tons	23.2	

\* Calculation equations described on last page of this report.

Stanly	8401-CDLF-1997	CD	Union	9001-CDLF-1998	CD	Wake	9226-CDLF-2020	CD
<b>Albemarle, City of CDLF</b>			<b>Union County C&amp;D</b>			<b>Shotwell Landfill, Inc</b>		
Open Date	5/31/1998		Open Date	1/1/1998		Open Date	10/13/1997	
Survey Date	5/22/2024		Survey Date	6/25/2024		Survey Date	5/17/2024	
Years Open	26.0		Years Open	26.5		Years Open	26.6	
Fiscal Year Tons	12,622.00		Fiscal Year Tons	98,034.00		Fiscal Year Tons	185,509.00	
Total Tons Disposed to Date	447,265.00		Total Tons Disposed to Date	834,733.00		Total Tons Disposed to Date	1,834,915.00	
* Average Tons per Year	17,217.91		* Average Tons per Year	31,522.56		* Average Tons per Year	69,000.59	
Volume Used	892,433		Volume Used	1,776,965		Volume Used	4,607,650	
Volume Constructed	2,390,900		Volume Constructed	2,130,888		Volume Constructed	5,300,000	
Total Permitted Volume	2,390,900		Total Permitted Volume	4,773,800		Total Permitted Volume	9,800,000	
* Compaction Density	0.50		* Compaction Density	0.47		* Compaction Density	0.40	
* Remaining Volume for Future Construction	1,498,467		* Remaining Volume for Future Construction	353,923		* Remaining Volume for Future Construction	692,350	
* Remaining Permitted Volume	1,498,467		* Remaining Permitted Volume	2,996,835		* Remaining Permitted Volume	5,192,350	
* Approximate Constructed Remaining in Tons	750,994.0		* Approximate Constructed Remaining in Tons	166,256.1		* Approximate Constructed Remaining in Tons	275,716.1	
* Approximate Constructed Remaining in Years	43.6		* Approximate Constructed Remaining in Years	5.3		* Approximate Constructed Remaining in Years	4.0	
* Remaining Constructed in Fiscal Year Tons	59.5		* Remaining Constructed in Fiscal Year Tons	1.7		* Remaining Constructed in Fiscal Year Tons	1.5	
* Approximate Total Permitted Volume Remaining in Tons	750,994		* Approximate Total Permitted Volume Remaining in Tons	1,407,769		* Approximate Total Permitted Volume Remaining in Tons	2,067,761	
* Approximate Total Permitted Volume Remaining in Years	43.6		* Approximate Total Permitted Volume Remaining in Years	44.7		* Approximate Total Permitted Volume Remaining in Years	30.0	
* Approximate Total Tonnage Remaining in Fiscal Year Tons	59.5		* Approximate Total Tonnage Remaining in Fiscal Year Tons	14.4		* Approximate Total Tonnage Remaining in Fiscal Year Tons	11.1	
Wake	9228-CDLF-2001	CD	Wake	9230-CDLF-2014	CD	Wake	9231-CDLF-2012	CD
<b>Red Rock Disposal C&amp;D Landfill</b>			<b>Greenway Waste Solutions of Apex, LLC</b>			<b>Brownfield Road C&amp;D Landfill</b>		
Open Date	11/19/2001		Open Date	10/1/2002		Open Date	10/1/2003	
Survey Date	1/22/2024		Survey Date	6/10/2024		Survey Date	1/22/2024	
Years Open	22.2		Years Open	21.7		Years Open	20.3	
Fiscal Year Tons	317,689.00		Fiscal Year Tons	58,904.00		Fiscal Year Tons	297,278.00	
Total Tons Disposed to Date	3,866,461.00		Total Tons Disposed to Date	1,789,211.00		Total Tons Disposed to Date	3,144,688.00	
* Average Tons per Year	174,370.28		* Average Tons per Year	82,482.56		* Average Tons per Year	154,839.21	
Volume Used	6,124,467		Volume Used	3,215,370		Volume Used	5,024,077	
Volume Constructed	8,489,120		Volume Constructed	3,432,000		Volume Constructed	6,203,700	
Total Permitted Volume	19,177,110		Total Permitted Volume	3,432,000		Total Permitted Volume	8,426,800	
* Compaction Density	0.63		* Compaction Density	0.56		* Compaction Density	0.63	
* Remaining Volume for Future Construction	2,364,653		* Remaining Volume for Future Construction	216,630		* Remaining Volume for Future Construction	1,179,623	
* Remaining Permitted Volume	13,052,643		* Remaining Permitted Volume	216,630		* Remaining Permitted Volume	3,402,723	
* Approximate Constructed Remaining in Tons	1,492,838.3		* Approximate Constructed Remaining in Tons	120,545.0		* Approximate Constructed Remaining in Tons	738,353.8	
* Approximate Constructed Remaining in Years	8.6		* Approximate Constructed Remaining in Years	1.5		* Approximate Constructed Remaining in Years	4.8	
* Remaining Constructed in Fiscal Year Tons	4.7		* Remaining Constructed in Fiscal Year Tons	2.0		* Remaining Constructed in Fiscal Year Tons	2.5	
* Approximate Total Permitted Volume Remaining in Tons	8,240,315		* Approximate Total Permitted Volume Remaining in Tons	120,545		* Approximate Total Permitted Volume Remaining in Tons	2,129,844	
* Approximate Total Permitted Volume Remaining in Years	47.3		* Approximate Total Permitted Volume Remaining in Years	1.5		* Approximate Total Permitted Volume Remaining in Years	13.8	
* Approximate Total Tonnage Remaining in Fiscal Year Tons	25.9		* Approximate Total Tonnage Remaining in Fiscal Year Tons	2.0		* Approximate Total Tonnage Remaining in Fiscal Year Tons	7.2	

\* Calculation equations described on last page of this report.

Washington	9404-CDLF-1996	CD	Wayne	9601-CDLF-1997	CD	Wilson	9809-CDLF-2004	CD
<b>Washington County C&amp;D Landfill</b>			<b>Wayne County CDLF</b>			<b>Wilson County Westside C&amp;D Landfill (Areas 1 and 2)</b>		
Open Date	1/1/1996		Open Date	1/1/1998		Open Date	10/4/2004	
Survey Date	6/30/2024		Survey Date	1/31/2024		Survey Date	1/2/2023	
Years Open	28.5		Years Open	26.1		Years Open	18.2	
Fiscal Year Tons	995.00		Fiscal Year Tons	25,238.00		Fiscal Year Tons	29,078.00	
Total Tons Disposed to Date	40,264.00		Total Tons Disposed to Date	774,849.00		Total Tons Disposed to Date	507,731.00	
* Average Tons per Year	1,412.99		* Average Tons per Year	29,709.59		* Average Tons per Year	27,828.44	
Volume Used	100,660		Volume Used	1,911,390		Volume Used	536,895	
Volume Constructed	147,076		Volume Constructed	2,736,883		Volume Constructed	674,170	
Total Permitted Volume	147,076		Total Permitted Volume	2,736,883		Total Permitted Volume	2,002,070	
* Compaction Density	0.40		* Compaction Density	0.41		* Compaction Density	0.95	
* Remaining Volume for Future Construction	46,416		* Remaining Volume for Future Construction	825,493		* Remaining Volume for Future Construction	137,275	
* Remaining Permitted Volume	46,416		* Remaining Permitted Volume	825,493		* Remaining Permitted Volume	1,465,175	
* Approximate Constructed Remaining in Tons	18,566.4		* Approximate Constructed Remaining in Tons	334,642.6		* Approximate Constructed Remaining in Tons	129,818.3	
* Approximate Constructed Remaining in Years	13.1		* Approximate Constructed Remaining in Years	11.3		* Approximate Constructed Remaining in Years	4.7	
* Remaining Constructed in Fiscal Year Tons	18.7		* Remaining Constructed in Fiscal Year Tons	13.3		* Remaining Constructed in Fiscal Year Tons	4.5	
* Approximate Total Permitted Volume Remaining in Tons	18,566		* Approximate Total Permitted Volume Remaining in Tons	334,643		* Approximate Total Permitted Volume Remaining in Tons	1,385,587	
* Approximate Total Permitted Volume Remaining in Years	13.1		* Approximate Total Permitted Volume Remaining in Years	11.3		* Approximate Total Permitted Volume Remaining in Years	49.8	
* Approximate Total Tonnage Remaining in Fiscal Year Tons	18.7		* Approximate Total Tonnage Remaining in Fiscal Year Tons	13.3		* Approximate Total Tonnage Remaining in Fiscal Year Tons	47.7	

\* Calculation equations described on last page of this report.

Columbus	2402-INDUS-2005	Indus	Gaston	3619-INDUS-2021	Indus	Haywood	4406-INDUS-1984	Indus
<b>International Paper</b>			<b>Duke Energy North Starter Landfill Allen Plant</b>			<b>Blue Ridge Paper Products, Inc.</b>		
Open Date	12/30/2002		Open Date	12/14/2023		Open Date	3/28/1984	
Survey Date	5/30/2024		Survey Date	4/26/2024		Survey Date	1/22/2024	
Years Open	21.4		Years Open	0.4		Years Open	39.8	
Fiscal Year Tons	58,984.00		Fiscal Year Tons	647,491.00		Fiscal Year Tons	38,298.00	
Total Tons Disposed to Date	2,292,442.00		Total Tons Disposed to Date	647,491.00		Total Tons Disposed to Date	9,663,282.00	
* Average Tons per Year	107,046.08		* Average Tons per Year	1,764,896.18		* Average Tons per Year	242,678.34	
Volume Used	1,186,638		Volume Used	276,854		Volume Used	6,268,931	
Volume Constructed	2,290,150		Volume Constructed	2,300,000		Volume Constructed	8,317,000	
Total Permitted Volume	2,290,150		Total Permitted Volume	2,300,000		Total Permitted Volume	8,317,000	
* Compaction Density	1.93		* Compaction Density	2.34		* Compaction Density	1.54	
* Remaining Volume for Future Construction	1,103,512		* Remaining Volume for Future Construction	2,023,146		* Remaining Volume for Future Construction	2,048,069	
* Remaining Permitted Volume	1,103,512		* Remaining Permitted Volume	2,023,146		* Remaining Permitted Volume	2,048,069	
* Approximate Constructed Remaining in Tons	2,131,852.6		* Approximate Constructed Remaining in Tons	4,731,623.3		* Approximate Constructed Remaining in Tons	3,157,008.5	
* Approximate Constructed Remaining in Years	19.9		* Approximate Constructed Remaining in Years	2.7		* Approximate Constructed Remaining in Years	13.0	
* Remaining Constructed in Fiscal Year Tons	36.1		* Remaining Constructed in Fiscal Year Tons	7.3		* Remaining Constructed in Fiscal Year Tons	82.4	
* Approximate Total Permitted Volume Remaining in Tons	2,131,853		* Approximate Total Permitted Volume Remaining in Tons	4,731,623		* Approximate Total Permitted Volume Remaining in Tons	3,157,008	
* Approximate Total Permitted Volume Remaining in Years	19.9		* Approximate Total Permitted Volume Remaining in Years	2.7		* Approximate Total Permitted Volume Remaining in Years	13.0	
* Approximate Total Tonnage Remaining in Fiscal Year Tons	36.1		* Approximate Total Tonnage Remaining in Fiscal Year Tons	7.3		* Approximate Total Tonnage Remaining in Fiscal Year Tons	82.4	
Mecklenburg	6004-INDUS-1991	Indus	Washington	9401-INDUS-2008	Indus			
<b>Duke Energy Carolinas - McGuire Landfill 2</b>			<b>Domtar Paper Company Landfill, Lined #3</b>					
Open Date	7/30/1992		Open Date	12/14/2000				
Survey Date	5/9/2024		Survey Date	3/12/2024				
Years Open	31.8		Years Open	23.2				
Fiscal Year Tons	753.00		Fiscal Year Tons	1,131.00				
Total Tons Disposed to Date	73,120.00		Total Tons Disposed to Date	954,544.00				
* Average Tons per Year	2,301.14		* Average Tons per Year	41,070.47				
Volume Used	77,163		Volume Used	2,240,974				
Volume Constructed	140,000		Volume Constructed	2,692,063				
Total Permitted Volume	140,000		Total Permitted Volume	10,749,000				
* Compaction Density	0.95		* Compaction Density	0.43				
* Remaining Volume for Future Construction	62,837		* Remaining Volume for Future Construction	451,089				
* Remaining Permitted Volume	62,837		* Remaining Permitted Volume	8,508,026				
* Approximate Constructed Remaining in Tons	59,544.6		* Approximate Constructed Remaining in Tons	192,141.6				
* Approximate Constructed Remaining in Years	25.9		* Approximate Constructed Remaining in Years	4.7				
* Remaining Constructed in Fiscal Year Tons	79.1		* Remaining Constructed in Fiscal Year Tons	169.9				
* Approximate Total Permitted Volume Remaining in Tons	59,545		* Approximate Total Permitted Volume Remaining in Tons	3,623,998				
* Approximate Total Permitted Volume Remaining in Years	25.9		* Approximate Total Permitted Volume Remaining in Years	88.2				
* Approximate Total Tonnage Remaining in Fiscal Year Tons	79.1		* Approximate Total Tonnage Remaining in Fiscal Year Tons	3,204.2				

\* Calculation equations described on last page of this report.



Alamance	0104-MSWLF-1994	MSW	Anson	0403-MSWLF-2010	MSW	Ashe	0501-MSWLF-1993	MSW
<b>Alamance County Austin Quarter Road Landfill Facility</b>			<b>Anson Landfill</b>			<b>Ashe County Landfill</b>		
Open Date	3/18/1994		Open Date	12/12/2000		Open Date	11/1/1993	
Survey Date	3/12/2024		Survey Date	2/10/2024		Survey Date	6/20/2024	
Years Open	30.0		Years Open	23.2		Years Open	30.6	
Fiscal Year Tons	136,225.00		Fiscal Year Tons	984,161.00		Fiscal Year Tons	25,051.00	
Total Tons Disposed to Date	2,694,221.00		Total Tons Disposed to Date	11,304,875.00		Total Tons Disposed to Date	579,481.00	
* Average Tons per Year	89,852.47		* Average Tons per Year	488,073.95		* Average Tons per Year	18,916.39	
Volume Used	3,553,744		Volume Used	13,076,892		Volume Used	1,172,814	
Volume Constructed	8,372,250		Volume Constructed	17,722,470		Volume Constructed	1,415,009	
Total Permitted Volume	10,982,800		Total Permitted Volume	41,498,367		Total Permitted Volume	1,853,635	
* Compaction Density	0.76		* Compaction Density	0.86		* Compaction Density	0.49	
* Remaining Volume for Future Construction	4,818,506		* Remaining Volume for Future Construction	4,645,578		* Remaining Volume for Future Construction	242,195	
* Remaining Permitted Volume	7,429,056		* Remaining Permitted Volume	28,421,475		* Remaining Permitted Volume	680,821	
* Approximate Constructed Remaining in Tons	3,653,082.5		* Approximate Constructed Remaining in Tons	4,016,067.3		* Approximate Constructed Remaining in Tons	119,667.2	
* Approximate Constructed Remaining in Years	40.7		* Approximate Constructed Remaining in Years	8.2		* Approximate Constructed Remaining in Years	6.3	
* Remaining Constructed in Fiscal Year Tons	26.8		* Remaining Constructed in Fiscal Year Tons	4.1		* Remaining Constructed in Fiscal Year Tons	4.8	
* Approximate Total Permitted Volume Remaining in Tons	5,632,234		* Approximate Total Permitted Volume Remaining in Tons	24,570,152		* Approximate Total Permitted Volume Remaining in Tons	336,390	
* Approximate Total Permitted Volume Remaining in Years	62.7		* Approximate Total Permitted Volume Remaining in Years	50.3		* Approximate Total Permitted Volume Remaining in Years	17.8	
* Approximate Total Tonnage Remaining in Fiscal Year Tons	41.3		* Approximate Total Tonnage Remaining in Fiscal Year Tons	25.0		* Approximate Total Tonnage Remaining in Fiscal Year Tons	13.4	
Bertie	0803-MSWLF-1993	MSW	Buncombe	1107-MSWLF-1996	MSW	Cabarrus	1304-MSWLF-1992	MSW
<b>East Carolina Regional Landfill</b>			<b>Buncombe County MSW Landfill</b>			<b>BFI-Charlotte Mtr Speedway Landfill V</b>		
Open Date	8/6/1993		Open Date	9/29/1997		Open Date	3/6/1992	
Survey Date	12/8/2023		Survey Date	4/29/2024		Survey Date	12/6/2023	
Years Open	30.3		Years Open	26.6		Years Open	31.8	
Fiscal Year Tons	526,965.00		Fiscal Year Tons	167,846.00		Fiscal Year Tons	1,158,435.00	
Total Tons Disposed to Date	15,800,800.00		Total Tons Disposed to Date	3,548,525.00		Total Tons Disposed to Date	40,472,368.00	
* Average Tons per Year	520,823.23		* Average Tons per Year	133,494.57		* Average Tons per Year	1,274,685.90	
Volume Used	16,189,307		Volume Used	5,389,131		Volume Used	40,004,731	
Volume Constructed	20,129,000		Volume Constructed	6,878,500		Volume Constructed	47,033,000	
Total Permitted Volume	24,833,000		Total Permitted Volume	12,477,000		Total Permitted Volume	47,033,000	
* Compaction Density	0.98		* Compaction Density	0.66		* Compaction Density	1.01	
* Remaining Volume for Future Construction	3,939,693		* Remaining Volume for Future Construction	1,489,369		* Remaining Volume for Future Construction	7,028,269	
* Remaining Permitted Volume	8,643,693		* Remaining Permitted Volume	7,087,869		* Remaining Permitted Volume	7,028,269	
* Approximate Constructed Remaining in Tons	3,845,149.2		* Approximate Constructed Remaining in Tons	980,689.3		* Approximate Constructed Remaining in Tons	7,110,426.2	
* Approximate Constructed Remaining in Years	7.4		* Approximate Constructed Remaining in Years	7.3		* Approximate Constructed Remaining in Years	5.6	
* Remaining Constructed in Fiscal Year Tons	7.3		* Remaining Constructed in Fiscal Year Tons	5.8		* Remaining Constructed in Fiscal Year Tons	6.1	
* Approximate Total Permitted Volume Remaining in Tons	8,436,264		* Approximate Total Permitted Volume Remaining in Tons	4,667,075		* Approximate Total Permitted Volume Remaining in Tons	7,110,426	
* Approximate Total Permitted Volume Remaining in Years	16.2		* Approximate Total Permitted Volume Remaining in Years	35.0		* Approximate Total Permitted Volume Remaining in Years	5.6	
* Approximate Total Tonnage Remaining in Fiscal Year Tons	16.0		* Approximate Total Tonnage Remaining in Fiscal Year Tons	27.8		* Approximate Total Tonnage Remaining in Fiscal Year Tons	6.1	

\* Calculation equations described on last page of this report.

Caldwell	1403-MSWLF-1998	MSW	Catawba	1803-MSWLF-1997	MSW	Cherokee	2002-MSWLF-1998	MSW
<b>Foothills Environmental Landfill</b>			<b>Blackburn Resource Recovery Facility</b>			<b>Cherokee County MSW Facility</b>		
Open Date	8/26/1998		Open Date	12/30/1997		Open Date	1/9/1998	
Survey Date	6/13/2024		Survey Date	5/28/2024		Survey Date	6/26/2024	
Years Open	25.8		Years Open	26.4		Years Open	26.5	
Fiscal Year Tons	393,233.00		Fiscal Year Tons	236,258.00		Fiscal Year Tons	17,636.00	
Total Tons Disposed to Date	7,109,077.00		Total Tons Disposed to Date	4,102,511.00		Total Tons Disposed to Date	460,567.00	
* Average Tons per Year	275,558.78		* Average Tons per Year	155,343.37		* Average Tons per Year	17,405.29	
Volume Used	10,893,936		Volume Used	7,316,570		Volume Used	775,047	
Volume Constructed	18,040,000		Volume Constructed	9,945,000		Volume Constructed	1,349,449	
Total Permitted Volume	18,040,000		Total Permitted Volume	46,441,000		Total Permitted Volume	1,934,055	
* Compaction Density	0.65		* Compaction Density	0.56		* Compaction Density	0.59	
* Remaining Volume for Future Construction	7,146,064		* Remaining Volume for Future Construction	2,628,430		* Remaining Volume for Future Construction	574,402	
* Remaining Permitted Volume	7,146,064		* Remaining Permitted Volume	39,124,430		* Remaining Permitted Volume	1,159,008	
* Approximate Constructed Remaining in Tons	4,663,320.9		* Approximate Constructed Remaining in Tons	1,473,800.3		* Approximate Constructed Remaining in Tons	341,334.9	
* Approximate Constructed Remaining in Years	16.9		* Approximate Constructed Remaining in Years	9.5		* Approximate Constructed Remaining in Years	19.6	
* Remaining Constructed in Fiscal Year Tons	11.9		* Remaining Constructed in Fiscal Year Tons	6.2		* Remaining Constructed in Fiscal Year Tons	19.4	
* Approximate Total Permitted Volume Remaining in Tons	4,663,321		* Approximate Total Permitted Volume Remaining in Tons	21,937,657		* Approximate Total Permitted Volume Remaining in Tons	688,734	
* Approximate Total Permitted Volume Remaining in Years	16.9		* Approximate Total Permitted Volume Remaining in Years	141.2		* Approximate Total Permitted Volume Remaining in Years	39.6	
* Approximate Total Tonnage Remaining in Fiscal Year Tons	11.9		* Approximate Total Tonnage Remaining in Fiscal Year Tons	92.9		* Approximate Total Tonnage Remaining in Fiscal Year Tons	39.1	
Cleveland	2301-MSWLF-2009	MSW	Craven	2509-MSWLF-1999	MSW	Cumberland	2601-MSWLF-1997	MSW
<b>Cleveland County Landfill Self-McNeilly</b>			<b>CRSWMA - Long Term Regional Landfill</b>			<b>Ann Street Cumberland County Landfill</b>		
Open Date	5/15/2009		Open Date	8/25/1999		Open Date	12/17/1997	
Survey Date	6/24/2024		Survey Date	6/7/2024		Survey Date	3/1/2024	
Years Open	15.1		Years Open	24.8		Years Open	26.2	
Fiscal Year Tons	95,673.00		Fiscal Year Tons	228,354.00		Fiscal Year Tons	149,969.00	
Total Tons Disposed to Date	1,356,780.00		Total Tons Disposed to Date	5,094,783.00		Total Tons Disposed to Date	3,736,467.00	
* Average Tons per Year	89,792.33		* Average Tons per Year	205,552.80		* Average Tons per Year	142,591.64	
Volume Used	2,508,204		Volume Used	7,533,787		Volume Used	5,383,797	
Volume Constructed	3,234,000		Volume Constructed	11,249,300		Volume Constructed	6,161,871	
Total Permitted Volume	9,470,009		Total Permitted Volume	13,948,700		Total Permitted Volume	6,739,400	
* Compaction Density	0.54		* Compaction Density	0.68		* Compaction Density	0.69	
* Remaining Volume for Future Construction	725,796		* Remaining Volume for Future Construction	3,715,513		* Remaining Volume for Future Construction	778,074	
* Remaining Permitted Volume	6,961,805		* Remaining Permitted Volume	6,414,913		* Remaining Permitted Volume	1,355,603	
* Approximate Constructed Remaining in Tons	392,609.8		* Approximate Constructed Remaining in Tons	2,512,645.0		* Approximate Constructed Remaining in Tons	539,999.5	
* Approximate Constructed Remaining in Years	4.4		* Approximate Constructed Remaining in Years	12.2		* Approximate Constructed Remaining in Years	3.8	
* Remaining Constructed in Fiscal Year Tons	4.1		* Remaining Constructed in Fiscal Year Tons	11.0		* Remaining Constructed in Fiscal Year Tons	3.6	
* Approximate Total Permitted Volume Remaining in Tons	3,765,897		* Approximate Total Permitted Volume Remaining in Tons	4,338,136		* Approximate Total Permitted Volume Remaining in Tons	940,817	
* Approximate Total Permitted Volume Remaining in Years	41.9		* Approximate Total Permitted Volume Remaining in Years	21.1		* Approximate Total Permitted Volume Remaining in Years	6.6	
* Approximate Total Tonnage Remaining in Fiscal Year Tons	39.4		* Approximate Total Tonnage Remaining in Fiscal Year Tons	19.0		* Approximate Total Tonnage Remaining in Fiscal Year Tons	6.3	

\* Calculation equations described on last page of this report.



Davidson	2906-MSWLF-2008	MSW	Forsyth	3402-MSWLF-1997	MSW	Gaston	3606-MSWLF-1997	MSW
<b>Davidson County MSW Lined Landfill</b>			<b>Hanes Mill Road Landfill</b>			<b>Gaston County Landfill</b>		
Open Date	10/1/1994		Open Date	4/7/1997		Open Date	7/1/1997	
Survey Date	4/17/2024		Survey Date	1/2/2024		Survey Date	6/18/2024	
Years Open	29.5		Years Open	26.7		Years Open	27.0	
Fiscal Year Tons	144,267.00		Fiscal Year Tons	250,031.00		Fiscal Year Tons	327,710.00	
Total Tons Disposed to Date	3,368,924.00		Total Tons Disposed to Date	4,668,950.00		Total Tons Disposed to Date	3,913,832.00	
* Average Tons per Year	114,030.16		* Average Tons per Year	174,619.49		* Average Tons per Year	145,144.39	
Volume Used	5,610,509		Volume Used	6,915,799		Volume Used	6,439,299	
Volume Constructed	5,864,162		Volume Constructed	7,526,000		Volume Constructed	11,071,872	
Total Permitted Volume	12,000,000		Total Permitted Volume	13,700,000		Total Permitted Volume	11,071,872	
* Compaction Density	0.60		* Compaction Density	0.68		* Compaction Density	0.61	
* Remaining Volume for Future Construction	253,653		* Remaining Volume for Future Construction	610,201		* Remaining Volume for Future Construction	4,632,573	
* Remaining Permitted Volume	6,389,491		* Remaining Permitted Volume	6,784,201		* Remaining Permitted Volume	4,632,573	
* Approximate Constructed Remaining in Tons	152,310.2		* Approximate Constructed Remaining in Tons	411,955.0		* Approximate Constructed Remaining in Tons	2,815,696.6	
* Approximate Constructed Remaining in Years	1.3		* Approximate Constructed Remaining in Years	2.4		* Approximate Constructed Remaining in Years	19.4	
* Remaining Constructed in Fiscal Year Tons	1.1		* Remaining Constructed in Fiscal Year Tons	1.6		* Remaining Constructed in Fiscal Year Tons	8.6	
* Approximate Total Permitted Volume Remaining in Tons	3,836,677		* Approximate Total Permitted Volume Remaining in Tons	4,580,106		* Approximate Total Permitted Volume Remaining in Tons	2,815,697	
* Approximate Total Permitted Volume Remaining in Years	33.6		* Approximate Total Permitted Volume Remaining in Years	26.2		* Approximate Total Permitted Volume Remaining in Years	19.4	
* Approximate Total Tonnage Remaining in Fiscal Year Tons	26.6		* Approximate Total Tonnage Remaining in Fiscal Year Tons	18.3		* Approximate Total Tonnage Remaining in Fiscal Year Tons	8.6	
Granville	3901-MSWLF-2012	MSW	Guilford	4104-MSWLF-1991	MSW	Guilford	4112-MSWLF-1997	MSW
<b>Oxford Subtitle D MSWLF</b>			<b>High Point, City of Kersey Valley Landfill</b>			<b>Greensboro, City of White Street MSWLF</b>		
Open Date	5/1/2013		Open Date	10/1/1993		Open Date	12/9/1997	
Survey Date	7/2/2024		Survey Date	6/12/2024		Survey Date	7/25/2024	
Years Open	11.2		Years Open	30.7		Years Open	26.6	
Fiscal Year Tons	37,845.00		Fiscal Year Tons	131,324.00		Fiscal Year Tons	10,024.00	
Total Tons Disposed to Date	423,026.00		Total Tons Disposed to Date	3,541,186.00		Total Tons Disposed to Date	2,426,479.00	
* Average Tons per Year	37,870.16		* Average Tons per Year	115,360.17		* Average Tons per Year	91,133.31	
Volume Used	749,542		Volume Used	5,719,236		Volume Used	3,509,479	
Volume Constructed	1,355,000		Volume Constructed	5,917,954		Volume Constructed	5,058,000	
Total Permitted Volume	16,886,000		Total Permitted Volume	10,530,795		Total Permitted Volume	5,058,000	
* Compaction Density	0.56		* Compaction Density	0.62		* Compaction Density	0.69	
* Remaining Volume for Future Construction	605,458		* Remaining Volume for Future Construction	198,718		* Remaining Volume for Future Construction	1,548,521	
* Remaining Permitted Volume	16,136,458		* Remaining Permitted Volume	4,811,559		* Remaining Permitted Volume	1,548,521	
* Approximate Constructed Remaining in Tons	341,708.0		* Approximate Constructed Remaining in Tons	123,040.5		* Approximate Constructed Remaining in Tons	1,070,658.5	
* Approximate Constructed Remaining in Years	9.0		* Approximate Constructed Remaining in Years	1.1		* Approximate Constructed Remaining in Years	11.7	
* Remaining Constructed in Fiscal Year Tons	9.0		* Remaining Constructed in Fiscal Year Tons	0.9		* Remaining Constructed in Fiscal Year Tons	106.8	
* Approximate Total Permitted Volume Remaining in Tons	9,107,083		* Approximate Total Permitted Volume Remaining in Tons	2,979,179		* Approximate Total Permitted Volume Remaining in Tons	1,070,659	
* Approximate Total Permitted Volume Remaining in Years	240.5		* Approximate Total Permitted Volume Remaining in Years	25.8		* Approximate Total Permitted Volume Remaining in Years	11.7	
* Approximate Total Tonnage Remaining in Fiscal Year Tons	240.6		* Approximate Total Tonnage Remaining in Fiscal Year Tons	22.7		* Approximate Total Tonnage Remaining in Fiscal Year Tons	106.8	

\* Calculation equations described on last page of this report.

Haywood	4407-MSWLF-1993	MSW	Iredell	4903-MSWLF-1993	MSW	Johnston	5103-MSWLF-	MSW
<b>Haywood Co White Oak Landfill</b>			<b>Iredell County Sanitary LF</b>			<b>Johnston County MSW Landfill</b>		
Open Date	10/15/1993		Open Date	10/8/1993		Open Date	10/1/1997	
Survey Date	6/13/2024		Survey Date	3/5/2024		Survey Date	5/21/2024	
Years Open	30.7		Years Open	30.4		Years Open	26.6	
Fiscal Year Tons	177,119.00		Fiscal Year Tons	245,796.00		Fiscal Year Tons	166,982.00	
Total Tons Disposed to Date	2,556,326.00		Total Tons Disposed to Date	5,643,104.00		Total Tons Disposed to Date	2,998,097.00	
* Average Tons per Year	83,373.34		* Average Tons per Year	185,588.31		* Average Tons per Year	112,555.75	
Volume Used	3,792,501		Volume Used	11,382,296		Volume Used	5,024,261	
Volume Constructed	4,805,703		Volume Constructed	13,787,533		Volume Constructed	6,927,217	
Total Permitted Volume	9,380,078		Total Permitted Volume	13,787,533		Total Permitted Volume	18,809,727	
* Compaction Density	0.67		* Compaction Density	0.50		* Compaction Density	0.60	
* Remaining Volume for Future Construction	1,013,202		* Remaining Volume for Future Construction	2,405,237		* Remaining Volume for Future Construction	1,902,956	
* Remaining Permitted Volume	5,587,577		* Remaining Permitted Volume	2,405,237		* Remaining Permitted Volume	13,785,466	
* Approximate Constructed Remaining in Tons	682,946.3		* Approximate Constructed Remaining in Tons	1,192,466.1		* Approximate Constructed Remaining in Tons	1,135,539.5	
* Approximate Constructed Remaining in Years	8.2		* Approximate Constructed Remaining in Years	6.4		* Approximate Constructed Remaining in Years	10.1	
* Remaining Constructed in Fiscal Year Tons	3.9		* Remaining Constructed in Fiscal Year Tons	4.9		* Remaining Constructed in Fiscal Year Tons	6.8	
* Approximate Total Permitted Volume Remaining in Tons	3,766,293		* Approximate Total Permitted Volume Remaining in Tons	1,192,466		* Approximate Total Permitted Volume Remaining in Tons	8,226,118	
* Approximate Total Permitted Volume Remaining in Years	45.2		* Approximate Total Permitted Volume Remaining in Years	6.4		* Approximate Total Permitted Volume Remaining in Years	73.1	
* Approximate Total Tonnage Remaining in Fiscal Year Tons	21.3		* Approximate Total Tonnage Remaining in Fiscal Year Tons	4.9		* Approximate Total Tonnage Remaining in Fiscal Year Tons	49.3	
Lenoir	5409-MSWLF-	MSW	Lincoln	5503-MSWLF-1986	MSW	Macon	5703-MSWLF-1992	MSW
<b>Lenoir County MSW Landfill</b>			<b>Lincoln County Landfill</b>			<b>Macon County Landfill Open</b>		
Open Date	7/1/2004		Open Date	7/1/1993		Open Date	5/1/1992	
Survey Date	5/6/2024		Survey Date	6/24/2024		Survey Date	6/14/2024	
Years Open	19.8		Years Open	31.0		Years Open	32.1	
Fiscal Year Tons	0.00		Fiscal Year Tons	58,263.00		Fiscal Year Tons	43,736.00	
Total Tons Disposed to Date	584,637.00		Total Tons Disposed to Date	1,312,882.00		Total Tons Disposed to Date	1,004,587.83	
* Average Tons per Year	29,457.67		* Average Tons per Year	42,376.29		* Average Tons per Year	31,275.63	
Volume Used	533,357		Volume Used	2,896,970		Volume Used	1,722,686	
Volume Constructed	676,789		Volume Constructed	4,314,883		Volume Constructed	1,944,123	
Total Permitted Volume	3,096,592		Total Permitted Volume	6,561,483		Total Permitted Volume	5,094,123	
* Compaction Density	1.10		* Compaction Density	0.45		* Compaction Density	0.58	
* Remaining Volume for Future Construction	143,432		* Remaining Volume for Future Construction	1,417,913		* Remaining Volume for Future Construction	221,437	
* Remaining Permitted Volume	2,563,235		* Remaining Permitted Volume	3,664,513		* Remaining Permitted Volume	3,371,437	
* Approximate Constructed Remaining in Tons	157,222.4		* Approximate Constructed Remaining in Tons	642,586.0		* Approximate Constructed Remaining in Tons	129,131.4	
* Approximate Constructed Remaining in Years	5.3		* Approximate Constructed Remaining in Years	15.2		* Approximate Constructed Remaining in Years	4.1	
* Remaining Constructed in Fiscal Year Tons	0.0		* Remaining Constructed in Fiscal Year Tons	11.0		* Remaining Constructed in Fiscal Year Tons	3.0	
* Approximate Total Permitted Volume Remaining in Tons	2,809,679		* Approximate Total Permitted Volume Remaining in Tons	1,660,726		* Approximate Total Permitted Volume Remaining in Tons	1,966,060	
* Approximate Total Permitted Volume Remaining in Years	95.4		* Approximate Total Permitted Volume Remaining in Years	39.2		* Approximate Total Permitted Volume Remaining in Years	62.9	
* Approximate Total Tonnage Remaining in Fiscal Year Tons	0.0		* Approximate Total Tonnage Remaining in Fiscal Year Tons	28.5		* Approximate Total Tonnage Remaining in Fiscal Year Tons	45.0	

\* Calculation equations described on last page of this report.

Mecklenburg	6019-MSWLF-2000	MSW	Montgomery	6204-MSWLF-1995	MSW	New Hanover	6504-MSWLF-2017	MSW
<b>Mecklenburg County Landfill</b>			<b>Uwharrie Env. Reg. Landfill</b>			<b>New Hanover County Landfill</b>		
Open Date	4/1/2000		Open Date	12/11/1995		Open Date	1/23/2019	
Survey Date	2/21/2024		Survey Date	12/7/2023		Survey Date	5/29/2024	
Years Open	23.9		Years Open	28.0		Years Open	5.3	
Fiscal Year Tons	145,708.00		Fiscal Year Tons	619,837.00		Fiscal Year Tons	408,937.00	
Total Tons Disposed to Date	2,697,205.00		Total Tons Disposed to Date	17,353,316.00		Total Tons Disposed to Date	2,881,902.00	
* Average Tons per Year	112,898.71		* Average Tons per Year	620,003.78		* Average Tons per Year	538,973.22	
Volume Used	5,089,052		Volume Used	20,438,579		Volume Used	3,143,453	
Volume Constructed	7,289,046		Volume Constructed	21,305,000		Volume Constructed	14,239,752	
Total Permitted Volume	20,724,550		Total Permitted Volume	33,785,000		Total Permitted Volume	25,726,827	
* Compaction Density	0.53		* Compaction Density	0.85		* Compaction Density	0.92	
* Remaining Volume for Future Construction	2,199,994		* Remaining Volume for Future Construction	866,421		* Remaining Volume for Future Construction	11,096,299	
* Remaining Permitted Volume	15,635,498		* Remaining Permitted Volume	13,346,421		* Remaining Permitted Volume	22,583,374	
* Approximate Constructed Remaining in Tons	1,166,000.0		* Approximate Constructed Remaining in Tons	735,632.2		* Approximate Constructed Remaining in Tons	10,173,031.5	
* Approximate Constructed Remaining in Years	10.3		* Approximate Constructed Remaining in Years	1.2		* Approximate Constructed Remaining in Years	18.9	
* Remaining Constructed in Fiscal Year Tons	8.0		* Remaining Constructed in Fiscal Year Tons	1.2		* Remaining Constructed in Fiscal Year Tons	24.9	
* Approximate Total Permitted Volume Remaining in Tons	8,286,837		* Approximate Total Permitted Volume Remaining in Tons	11,331,740		* Approximate Total Permitted Volume Remaining in Tons	20,704,324	
* Approximate Total Permitted Volume Remaining in Years	73.4		* Approximate Total Permitted Volume Remaining in Years	18.3		* Approximate Total Permitted Volume Remaining in Years	38.4	
* Approximate Total Tonnage Remaining in Fiscal Year Tons	56.9		* Approximate Total Tonnage Remaining in Fiscal Year Tons	18.3		* Approximate Total Tonnage Remaining in Fiscal Year Tons	50.6	
Onslow	6708-MSWLF-1997	MSW	Onslow	6709-MSWLF-1997	MSW	Person	7304-MSWLF-1997	MSW
<b>Camp Lejeune MSW Landfill</b>			<b>Onslow County Subtitle D Landfill</b>			<b>Upper Piedmont Regional Landfill</b>		
Open Date	1/1/1998		Open Date	1/1/1998		Open Date	7/30/1997	
Survey Date	5/23/2024		Survey Date	5/7/2024		Survey Date	7/25/2024	
Years Open	26.4		Years Open	26.3		Years Open	27.0	
Fiscal Year Tons	30,150.00		Fiscal Year Tons	115,329.00		Fiscal Year Tons	389,466.00	
Total Tons Disposed to Date	970,781.00		Total Tons Disposed to Date	4,620,610.00		Total Tons Disposed to Date	6,381,875.00	
* Average Tons per Year	36,785.74		* Average Tons per Year	175,379.59		* Average Tons per Year	236,479.64	
Volume Used	2,392,750		Volume Used	3,343,984		Volume Used	7,967,724	
Volume Constructed	3,150,346		Volume Constructed	4,792,780		Volume Constructed	9,400,000	
Total Permitted Volume	4,089,000		Total Permitted Volume	9,925,630		Total Permitted Volume	17,248,397	
* Compaction Density	0.41		* Compaction Density	1.38		* Compaction Density	0.80	
* Remaining Volume for Future Construction	757,596		* Remaining Volume for Future Construction	1,448,796		* Remaining Volume for Future Construction	1,432,276	
* Remaining Permitted Volume	1,696,250		* Remaining Permitted Volume	6,581,646		* Remaining Permitted Volume	9,280,673	
* Approximate Constructed Remaining in Tons	307,370.1		* Approximate Constructed Remaining in Tons	2,001,899.9		* Approximate Constructed Remaining in Tons	1,147,204.2	
* Approximate Constructed Remaining in Years	8.4		* Approximate Constructed Remaining in Years	11.4		* Approximate Constructed Remaining in Years	4.9	
* Remaining Constructed in Fiscal Year Tons	10.2		* Remaining Constructed in Fiscal Year Tons	17.4		* Remaining Constructed in Fiscal Year Tons	2.9	
* Approximate Total Permitted Volume Remaining in Tons	688,199		* Approximate Total Permitted Volume Remaining in Tons	9,094,308		* Approximate Total Permitted Volume Remaining in Tons	7,433,502	
* Approximate Total Permitted Volume Remaining in Years	18.7		* Approximate Total Permitted Volume Remaining in Years	51.9		* Approximate Total Permitted Volume Remaining in Years	31.4	
* Approximate Total Tonnage Remaining in Fiscal Year Tons	22.8		* Approximate Total Tonnage Remaining in Fiscal Year Tons	78.9		* Approximate Total Tonnage Remaining in Fiscal Year Tons	19.1	

\* Calculation equations described on last page of this report.

Randolph	7607-MSWLF-2015	MSW	Robeson	7803-MSWLF-1997	MSW	Rockingham	7904-MSWLF-1995	MSW
<b>Great Oak Landfill</b>			<b>Robeson County Landfill</b>			<b>Rockingham County Landfill</b>		
Open Date	12/29/2016		Open Date	1/1/1998		Open Date	5/5/1995	
Survey Date	12/5/2023		Survey Date	5/21/2024		Survey Date	6/25/2024	
Years Open	6.9		Years Open	26.4		Years Open	29.1	
Fiscal Year Tons	627,841.00		Fiscal Year Tons	113,939.00		Fiscal Year Tons	130,211.00	
Total Tons Disposed to Date	4,142,698.00		Total Tons Disposed to Date	2,391,100.00		Total Tons Disposed to Date	2,407,485.00	
* Average Tons per Year	597,598.91		* Average Tons per Year	90,624.60		* Average Tons per Year	82,613.11	
Volume Used	5,317,205		Volume Used	3,324,521		Volume Used	4,327,543	
Volume Constructed	8,148,450		Volume Constructed	4,421,333		Volume Constructed	8,930,717	
Total Permitted Volume	41,739,400		Total Permitted Volume	6,124,298		Total Permitted Volume	8,930,717	
* Compaction Density	0.78		* Compaction Density	0.72		* Compaction Density	0.56	
* Remaining Volume for Future Construction	2,831,245		* Remaining Volume for Future Construction	1,096,812		* Remaining Volume for Future Construction	4,603,174	
* Remaining Permitted Volume	36,422,195		* Remaining Permitted Volume	2,799,777		* Remaining Permitted Volume	4,603,174	
* Approximate Constructed Remaining in Tons	2,205,856.8		* Approximate Constructed Remaining in Tons	788,861.7		* Approximate Constructed Remaining in Tons	2,560,823.2	
* Approximate Constructed Remaining in Years	3.7		* Approximate Constructed Remaining in Years	8.7		* Approximate Constructed Remaining in Years	31.0	
* Remaining Constructed in Fiscal Year Tons	3.5		* Remaining Constructed in Fiscal Year Tons	6.9		* Remaining Constructed in Fiscal Year Tons	19.7	
* Approximate Total Permitted Volume Remaining in Tons	28,376,968		* Approximate Total Permitted Volume Remaining in Tons	2,013,688		* Approximate Total Permitted Volume Remaining in Tons	2,560,823	
* Approximate Total Permitted Volume Remaining in Years	47.5		* Approximate Total Permitted Volume Remaining in Years	22.2		* Approximate Total Permitted Volume Remaining in Years	31.0	
* Approximate Total Tonnage Remaining in Fiscal Year Tons	45.2		* Approximate Total Tonnage Remaining in Fiscal Year Tons	17.7		* Approximate Total Tonnage Remaining in Fiscal Year Tons	19.7	
Rowan	8003-MSWLF-1988	MSW	Sampson	8202-MSWLF-2000	MSW	Stanly	8401-MSWLF-1999	MSW
<b>Rowan County Landfill</b>			<b>Sampson County Disposal, LLC</b>			<b>Albemarle, City of Landfill</b>		
Open Date	12/1/1989		Open Date	2/22/1999		Open Date	5/20/1999	
Survey Date	5/31/2024		Survey Date	1/22/2024		Survey Date	5/22/2024	
Years Open	34.5		Years Open	24.9		Years Open	25.0	
Fiscal Year Tons	185,717.00		Fiscal Year Tons	1,911,448.00		Fiscal Year Tons	67,355.00	
Total Tons Disposed to Date	207,340.00		Total Tons Disposed to Date	29,541,083.00		Total Tons Disposed to Date	1,207,423.00	
* Average Tons per Year	6,010.39		* Average Tons per Year	1,185,701.16		* Average Tons per Year	48,282.38	
Volume Used	5,071,543		Volume Used	31,497,667		Volume Used	2,026,764	
Volume Constructed	8,751,600		Volume Constructed	55,097,069		Volume Constructed	2,740,403	
Total Permitted Volume	15,071,000		Total Permitted Volume	56,600,000		Total Permitted Volume	4,970,842	
* Compaction Density	0.04		* Compaction Density	0.94		* Compaction Density	0.60	
* Remaining Volume for Future Construction	3,680,057		* Remaining Volume for Future Construction	23,599,402		* Remaining Volume for Future Construction	713,639	
* Remaining Permitted Volume	9,999,457		* Remaining Permitted Volume	25,102,333		* Remaining Permitted Volume	2,944,078	
* Approximate Constructed Remaining in Tons	150,451.8		* Approximate Constructed Remaining in Tons	22,133,445.4		* Approximate Constructed Remaining in Tons	425,142.8	
* Approximate Constructed Remaining in Years	25.0		* Approximate Constructed Remaining in Years	18.7		* Approximate Constructed Remaining in Years	8.8	
* Remaining Constructed in Fiscal Year Tons	0.8		* Remaining Constructed in Fiscal Year Tons	11.6		* Remaining Constructed in Fiscal Year Tons	6.3	
* Approximate Total Permitted Volume Remaining in Tons	408,808		* Approximate Total Permitted Volume Remaining in Tons	23,543,017		* Approximate Total Permitted Volume Remaining in Tons	1,753,903	
* Approximate Total Permitted Volume Remaining in Years	68.0		* Approximate Total Permitted Volume Remaining in Years	19.9		* Approximate Total Permitted Volume Remaining in Years	36.3	
* Approximate Total Tonnage Remaining in Fiscal Year Tons	2.2		* Approximate Total Tonnage Remaining in Fiscal Year Tons	12.3		* Approximate Total Tonnage Remaining in Fiscal Year Tons	26.0	

\* Calculation equations described on last page of this report.

Surry	8606-MSWLF-1998	MSW	Transylvania	8807-MSWLF-1990	MSW	Wake	9222-MSWLF-2008	MSW
<b>Surry County MSWLF</b>			<b>Transylvania County Landfill</b>			<b>Wake County South Wake MSWLF</b>		
Open Date	12/1/1998		Open Date	6/13/1990		Open Date	2/7/2008	
Survey Date	3/20/2024		Survey Date	6/11/2024		Survey Date	6/8/2024	
Years Open	25.3		Years Open	34.0		Years Open	16.3	
Fiscal Year Tons	70,776.00		Fiscal Year Tons	31,010.00		Fiscal Year Tons	504,892.00	
Total Tons Disposed to Date	1,595,549.00		Total Tons Disposed to Date	752,520.00		Total Tons Disposed to Date	7,562,331.00	
* Average Tons per Year	63,063.98		* Average Tons per Year	22,135.61		* Average Tons per Year	462,980.46	
Volume Used	2,955,943		Volume Used	1,357,427		Volume Used	10,602,892	
Volume Constructed	5,932,026		Volume Constructed	1,387,090		Volume Constructed	13,331,000	
Total Permitted Volume	5,932,026		Total Permitted Volume	1,923,090		Total Permitted Volume	31,001,000	
* Compaction Density	0.54		* Compaction Density	0.55		* Compaction Density	0.71	
* Remaining Volume for Future Construction	2,976,083		* Remaining Volume for Future Construction	29,663		* Remaining Volume for Future Construction	2,728,108	
* Remaining Permitted Volume	2,976,083		* Remaining Permitted Volume	565,663		* Remaining Permitted Volume	20,398,108	
* Approximate Constructed Remaining in Tons	1,606,420.1		* Approximate Constructed Remaining in Tons	16,444.3		* Approximate Constructed Remaining in Tons	1,945,776.3	
* Approximate Constructed Remaining in Years	25.5		* Approximate Constructed Remaining in Years	0.7		* Approximate Constructed Remaining in Years	4.2	
* Remaining Constructed in Fiscal Year Tons	22.7		* Remaining Constructed in Fiscal Year Tons	0.5		* Remaining Constructed in Fiscal Year Tons	3.9	
* Approximate Total Permitted Volume Remaining in Tons	1,606,420		* Approximate Total Permitted Volume Remaining in Tons	313,588		* Approximate Total Permitted Volume Remaining in Tons	14,548,601	
* Approximate Total Permitted Volume Remaining in Years	25.5		* Approximate Total Permitted Volume Remaining in Years	14.2		* Approximate Total Permitted Volume Remaining in Years	31.4	
* Approximate Total Tonnage Remaining in Fiscal Year Tons	22.7		* Approximate Total Tonnage Remaining in Fiscal Year Tons	10.1		* Approximate Total Tonnage Remaining in Fiscal Year Tons	28.8	
Wayne	9606-MSWLF-1998	MSW	Wilkes	9704-MSWLF-1993	MSW			
<b>Wayne County Landfill</b>			<b>Wilkes County MSWLF</b>					
Open Date	1/26/1998		Open Date	10/7/1993				
Survey Date	1/31/2024		Survey Date	3/21/2024				
Years Open	26.0		Years Open	30.5				
Fiscal Year Tons	119,846.00		Fiscal Year Tons	86,778.00				
Total Tons Disposed to Date	2,143,005.00		Total Tons Disposed to Date	1,681,964.00				
* Average Tons per Year	82,384.23		* Average Tons per Year	55,231.26				
Volume Used	3,058,463		Volume Used	3,523,003				
Volume Constructed	3,371,831		Volume Constructed	3,726,224				
Total Permitted Volume	5,365,695		Total Permitted Volume	4,629,502				
* Compaction Density	0.70		* Compaction Density	0.48				
* Remaining Volume for Future Construction	313,368		* Remaining Volume for Future Construction	203,221				
* Remaining Permitted Volume	2,307,232		* Remaining Permitted Volume	1,106,499				
* Approximate Constructed Remaining in Tons	219,570.8		* Approximate Constructed Remaining in Tons	97,022.5				
* Approximate Constructed Remaining in Years	2.7		* Approximate Constructed Remaining in Years	1.8				
* Remaining Constructed in Fiscal Year Tons	1.8		* Remaining Constructed in Fiscal Year Tons	1.1				
* Approximate Total Permitted Volume Remaining in Tons	1,616,632		* Approximate Total Permitted Volume Remaining in Tons	528,268				
* Approximate Total Permitted Volume Remaining in Years	19.6		* Approximate Total Permitted Volume Remaining in Years	9.6				
* Approximate Total Tonnage Remaining in Fiscal Year Tons	13.5		* Approximate Total Tonnage Remaining in Fiscal Year Tons	6.1				

\* Calculation equations described on last page of this report.

**Calculated Values:**

Average Tons = (Total Tons Received) / (Years Open)

Compaction Density = (Total Tons) / (Volume Used)

Remaining Volume for Future Construction = (Volume Constructed) - (Volume Used)

Remaining Permitted Volume = (Volume Overall) - (Volume Used)

Approximate Constructed Remaining in Tons = (Volume Constructed Remaining) x (Compaction Density)

Approximate Constructed Remaining in Years = (Volume Constructed Remaining in Tons) / (Average Tons)

Remaining Constructed in Fiscal Year Tons = (Volume Constructed Remaining in Tons) / (Fiscal Year Tons)

Approximate Total Permitted Volume Remaining in Tons = (Volume Overall Remaining) x (Compa

Approximate Total Permitted Volume Remaining in Years = (Volume Overall Remaining in Tons) / (Average Tons)

Approximate Total Tonnage Remaining in Fiscal Year Tons = (Volume Overall Remaining in Tons) / (Fiscal Year Tons)

Number of Reports:

**Note:**

The data for these calculations are collected from Annual Facility Reports.

The calculations are based on historic tonnage and compaction density data. The approximations may be affected by changes in operations, waste stream characteristics or growth.

## **Appendix G**

### **Public and Private Construction and Demolition Disposal FY 2023-24**

North Carolina Department of Environmental Quality  
Division of Waste Management

**Public and Private Construction and Demolition Disposal, FY 2023-2024**

Permit #	Facility	Tons				
		2023-2024	2022-2023	2021-2022	2020-2021	2019-2020
0105-CDLF-1998	Cobles C&D Landfill		25,635	11,292	14,556	17,412
0105-CDLF-2024	Tri-Corners C&D Landfill	63,891				
0201-CDLF-1997	Alexander County CDLF	4,593	4,574	4,416	4,032	4,960
0603-CDLF-1996	Avery County C&D Landfill	3	16	34	4,480	4,194
1007-CDLF-1997	Brunswick County CDLF	8,105	17,516	16,689	18,967	17,007
1107-CDLF-1998	Buncombe County C&D Unit	68,100	83,024	90,867	47,121	37,232
1203-CDLF-2014	Burke County Johns River Waste Management	8,333	7,505	7,360	8,005	8,629
1302-CDLF-2006	Cabarrus County CDLF	23,595	16,770	15,550	17,968	21,089
1306-CDLF-2000	Highway 49 C&D Landfill & Recycling Greenway Waste	216,943	188,648	147,778	139,872	114,958
1803-CDLF-	Blackburn Resource Recovery C&D Facility		54,409	49,399	51,808	46,920
2301-CDLF-1997	Cleveland County CDLF	59,628	67,881	72,772	56,182	53,191
2601-CDLF-1997	Cumberland County C&D Unit	52,267	64,523	41,413	44,394	52,066
2803-CDLF-1995	Dare County C&D Landfill	15,449	17,019	17,846	13,127	12,345
3301-CDLF-1997	Edgecombe County CDLF	9,684	10,338	14,556	13,946	12,671
3412-CDLF-1995	Winston-Salem, City of Old Salisbury Road CDLF	45,736	33,751	26,626	48,733	54,269
3606-CDLF-1995	Gaston County C&D Landfill		101,100	85,757	91,753	78,902
4002-CDLF-1997	Greene County CDLF	2,397	3,466	1,829	2,112	2,005
4103-CDLF-1998	Greensboro, City of White Street Landfill	47,570	47,183	50,733	66,938	46,391
4116-CDLF-2012	WI High Point Landfill, LLC	115,027	120,866	75,807	54,350	45,776
4117-CDLF-2008	A-I Sandrock C&D Landfill	59,403	53,747	104,313	109,411	94,394
4204-CDLF-2013	Halifax County Landfill	1,013	2,526	4,537	8	8
4302-CDLF-2018	Harnett County Dunn-Erwin C&D Landfill	30,633	33,267	30,984	23,241	19,532
4303-CDLF-1997	Harnett Co. Anderson Creek C&D Landfill	13,632	13,192	16,958	13,166	15,267
5103-CDLF-	Johnston County C&D Landfill				17,066	77,208
5203-CDLF-2013	The Maysville Construction and Demolition Landfill	61,495	63,236	68,151	20,543	49,452
5403-CDLF-1997	Lenoir County CDLF	16,101	30,158	29,293	0	13,340
5504-CDLF-1999	Lake Norman Landfill	47,805	33,623	53,408	45,519	56,489
5803-CDLF-1995	Madison County C&D Unit	1,165	1,186	1,231	1,215	1,429
5901-CDLF-1995	Martin County C&D Landfill		4,269	4,638	5,636	4,402



**Public and Private Construction and Demolition Disposal, FY 2023-2024**

Permit #	Facility	Tons				
		2023-2024	2022-2023	2021-2022	2020-2021	2019-2020
6013-CDLF-1993	Greenway Waste Solutions at North Meck				112,655	116,104
6013-CDLF-2021	Greenway Waste Solutions of North Meck	17,506	76,009	122,218		
6301-CDLF-1992	Moore County C&D Landfill	28,402	28,295	29,313	27,317	30,816
6403-CDLF-2000	Nash County C&D Landfill	16,485	13,344	14,922	20,876	15,749
6804-CDLF-2005	Orange County CDLF	18,714	19,966	22,799	23,629	12,398
7002-CDLF-1996	Pasquotank County C&D Landfill	18,181	15,370	17,195	16,654	17,050
7407-CDLF-2009	C & D Landfill Inc		32,488	33,963	35,828	31,715
7606-CDLF-2001	Wall Recycling CDLF					19,149
7606-CDLF-2021	Wall Recycling CDLF	25,856	25,646	27,131	20,993	
7803-CDLF-1997	Robeson County CDLF	40,079	39,964	29,733	38,042	31,323
8103-CDLF-2002	Rutherford County C&D	12,720	8,993	15,180	11,682	8,463
8202-CDLF-1996	Sampson County Disposal, LLC	607	399	530	3,966	16,876
8301-CDLF-1997	Scotland County CDLF	10,803	7,390	7,176	8,587	11,672
8401-CDLF-1997	Albemarle, City of CDLF	12,622	19,114	17,984	18,962	20,621
9001-CDLF-1998	Union County C&D	98,034	90,643	75,184	63,489	53,031
9001-CDLF-2022	Union County C&D		90,643			
9226-CDLF-2020	Shotwell Landfill, Inc	185,509	177,884	139,683	161,192	149,836
9228-CDLF-2001	Red Rock Disposal C&D Landfill	317,689	412,050	425,689	449,167	416,806
9230-CDLF-2014	Greenway Waste Solutions of Apex, LLC	58,904	65,582	81,362	112,208	98,458
9231-CDLF-2012	Brownfield Road C&D Landfill	297,278	289,732	384,856	201,742	205,309
9404-CDLF-1996	Washington County C&D Landfill	995	1,979	738	1,461	16,950
9601-CDLF-1997	Wayne County CDLF	25,238	28,169	27,470	29,949	35,802
9809-CDLF-2004	Wilson County Westside C&D Landfill (Areas 1 and 2)	29,078	31,341	27,433	28,455	
9809-CDLF-2022	Wilson County Westside CDLF (Areas 1 and 2 permitt	29,078				
U0101-CDLF-	WCA Shiloh Landfill		3,663			
U0117-CDLF-	Hampton Roads Recovery Center VA #603	26,203		0		20,825
U0124-CDLF-	Marion Co. C & D Reclamation	13		70	5,598	
<b>Total</b>	<b>All C/D Landfills</b>	<b>2,242,562</b>	<b>2,578,092</b>	<b>2,544,865</b>	<b>2,326,602</b>	<b>2,290,493</b>

May include out-of-state waste received by a North Carolina facility.

## **Appendix H**

### **County Population, Waste Disposal, Per Capita Rate and Percent Reduction FY 2023-24**

North Carolina Department of Environmental Quality  
Division of Waste Management

**County Population, Waste Disposal, Per Capita Rate and Percent Reduction, FY 2023-2024**

County	Population	MSW and CD Tons Disposed						Per Capita Rate	% Change from	
	July 2023	1991-1992	2023-2024	2022-2023	2021-2022	2020-2019	2019-2018	Base Year	FY	1991-1992
								1991-1992	2023-2024	2023-2024**
Alamance	181,394	99,302	180,116	169,901	166,616	153,229	142,462	0.91	0.99	9%
Alexander	36,353	25,716	28,693	28,814	29,270	28,255	27,605	0.90	0.79	-12%
Alleghany	11,426	14,131	12,079	11,752	12,009	11,330	9,936	1.45	1.06	-27%
Anson	22,087	14,229	34,243	70,275	34,965	27,612	26,536	0.61	1.55	154%
Ashe	26,975	18,089	25,074	23,427	25,332	24,648	24,892	0.81	0.93	15%
Avery	17,394	11,130	21,983	17,273	22,726	23,813	19,804	0.74	1.26	71%
Beaufort	43,785	41,796	43,025	44,268	43,649	45,550	61,092	0.99	0.98	-1%
Bertie	16,839	17,372	31,421	18,860	46,540	18,905	32,715	0.86	1.87	117%
Bladen	28,902	25,048	46,566	74,806	66,145	62,486	47,607	0.86	1.61	87%
Brunswick	160,022	78,123	213,606	208,406	196,190	217,430	222,287	1.48	1.33	-10%
Buncombe	276,367	159,040	340,170	318,506	288,611	352,181	303,257	0.90	1.23	37%
Burke	89,179	78,006	80,254	81,966	78,703	80,856	80,657	1.02	0.90	-12%
Cabarrus	243,942	95,215	354,708	318,602	294,511	303,333	283,506	0.94	1.45	55%
Caldwell	81,761	65,532	89,205	94,920	95,900	98,540	87,960	0.92	1.09	19%
Camden	11,064	1,850	4,754	5,026	5,125	5,081	4,846	0.31	0.43	39%
Carteret	70,294	86,894	151,172	147,878	131,060	130,709	153,301	1.62	2.15	33%
Caswell	22,098	5,136	1,343	4,986	10,704	9,516	11,210	0.25	0.06	-76%
Catawba	166,441	151,559	241,280	255,543	222,495	230,450	220,359	1.26	1.45	15%
Chatham	80,498	33,235	126,433	199,658	110,600	41,523	43,672	0.84	1.57	87%
Cherokee	29,154	16,020	17,636	17,266	18,758	20,852	19,102	0.78	0.60	-22%
Chowan	13,807	13,692	17,725	17,384	18,570	17,889	15,949	0.99	1.28	30%
Clay	11,793	4,172	5,824	5,373	5,989	5,710	4,131	0.57	0.49	-13%
Cleveland	100,596	73,138	170,911	191,690	249,768	219,971	175,539	0.86	1.70	98%
Columbus	49,966	45,199	45,423	38,768	42,655	47,164	42,451	0.91	0.91	0%
Craven	104,372	86,549	120,827	145,547	152,744	96,941	97,426	1.05	1.16	10%
Cumberland	342,872	227,302	472,421	443,143	378,993	419,958	408,242	0.81	1.38	70%
Currituck	32,240	13,792	64,197	4,770	15,975	30,034	53,571	1.00	1.99	99%

## County Population, Waste Disposal, Per Capita Rate and Percent Reduction, FY 2023-2024

County	Population		MSW and CD Tons Disposed					Per Capita Rate	% Change from	
	July 2023	1991-1992	2023-2024	2022-2023	2021-2022	2020-2019	2019-2018	Base Year	FY	1991-1992
Dare	37,801	51,300	98,176	97,814	97,800	99,123	91,920	2.23	2.60	16%
Davidson	176,119	139,617	156,789	167,526	184,657	184,344	164,884	1.08	0.89	-18%
Davie	44,290	19,348	31,151	33,372	35,443	37,531	23,474	0.68	0.70	3%
Duplin	49,205	33,310	119,734	109,655	90,522	86,237	68,771	0.82	2.43	197%
Durham	337,308	218,972	510,374	386,548	367,219	524,081	453,449	1.17	1.51	29%
Edgecombe	47,951	71,471	58,099	67,725	68,729	67,761	68,245	1.25	1.21	-3%
Forsyth	393,297	304,290	522,911	481,544	477,857	543,944	486,031	1.14	1.33	17%
Franklin	77,108	28,702	82,457	55,909	73,792	51,532	65,487	0.76	1.07	41%
Gaston	240,885	165,100	391,432	313,290	372,008	362,287	401,402	0.93	1.62	75%
Gates	10,490	5,897	7,617	7,878	8,540	8,852	8,549	0.63	0.73	15%
Graham	7,713	4,508	7,296	66	7,225	7,078	7,779	0.62	0.95	53%
Granville	62,225	54,548	57,724	54,645	50,929	64,230	61,052	1.39	0.93	-33%
Greene	19,938	7,428	10,262	11,529	10,304	15,070	10,375	0.48	0.51	7%
Guilford	550,452	471,541	829,740	807,328	806,989	781,197	735,647	1.35	1.51	12%
Halifax	46,781	54,907	66,268	50,390	90,963	87,535	90,302	0.98	1.42	45%
Harnett	141,501	69,073	124,234	125,307	135,004	125,964	108,718	1.01	0.88	-13%
Haywood	63,703	57,842	86,960	81,089	101,343	83,282	71,404	1.21	1.37	13%
Henderson	120,208	81,498	139,813	130,918	38,539	65,086	76,164	1.14	1.16	2%
Hertford	19,730	14,288	62,700	19,940	56,087	21,435	57,808	0.63	3.18	404%
Hoke	55,417	18,331	48,818	43,754	40,670	39,203	38,834	0.80	0.88	10%
Hyde	4,546	2,762	7,322	7,459	4,836	4,984	12,239	0.50	1.61	222%
Iredell	202,785	114,539	254,193	251,076	283,614	276,569	264,183	1.19	1.25	5%
Jackson	43,239	18,661	42,277	36,308	37,344	39,597	37,135	0.68	0.98	44%
Johnston	240,796	74,169	188,508	188,891	177,006	215,143	218,138	0.88	0.78	-11%
Jones	9,096	4,360	4,255	-54,057	6,424	5,645	4,914	0.47	0.47	0%
Lee	66,635	48,341	101,484	73,070	71,648	105,728	101,108	1.16	1.52	31%
Lenoir	53,810	67,693	82,675	82,614	54,692	69,332	68,657	1.17	1.54	31%
Lincoln	95,399	44,442	81,106	81,767	68,597	75,157	75,097	0.87	0.85	-2%

## County Population, Waste Disposal, Per Capita Rate and Percent Reduction, FY 2023-2024

County	Population		MSW and CD Tons Disposed					Per Capita Rate	% Change from	
	July 2023	1991-1992	2023-2024	2022-2023	2021-2022	2020-2019	2019-2018	Base Year	FY	1991-1992
Macon	38,081	19,738	43,739	41,609	43,484	40,777	38,116	0.82	1.15	40%
Madison	21,325	11,676	12,194	12,728	12,827	12,674	12,768	0.68	0.57	-16%
Martin	21,139	30,112	16,821	23,810	24,366	26,819	21,994	1.19	0.80	-33%
McDowell	44,421	29,180	48,636	44,259	43,822	46,767	41,655	0.82	1.09	34%
Mecklenburg	1,166,645	677,573	1,652,709	1,755,493	1,765,703	1,639,517	1,712,436	1.29	1.42	10%
Mitchell	14,786	15,768	15,984	14,984	14,149	13,247	12,555	1.11	1.08	-3%
Montgomery	25,509	28,873	37,936	42,249	51,784	49,627	43,443	1.23	1.49	21%
Moore	108,316	74,062	108,834	106,689	105,338	104,386	105,348	1.23	1.00	-18%
Nash	97,313	84,594	138,208	107,536	111,341	140,545	135,401	1.09	1.42	30%
New Hanover	239,395	157,647	434,176	410,337	402,416	413,138	421,188	1.28	1.81	42%
Northampton	16,193	19,528	9,226	9,493	9,490	14,042	11,011	0.94	0.57	-39%
Onslow	212,378	158,344	273,405	349,425	335,022	260,934	318,613	1.04	1.29	24%
Orange	150,169	131,067	75,387	84,452	75,140	96,571	94,842	1.36	0.50	-63%
Pamlico	12,178	8,541	21,864	20,603	17,302	16,628	16,228	0.75	1.80	139%
Pasquotank	40,973	30,150	55,533	19,376	52,596	24,468	49,563	0.97	1.36	40%
Pender	67,361	18,188	63,520	52,502	46,680	45,379	44,975	0.60	0.94	57%
Perquimans	13,165	7,520	24,807	7,953	6,219	23,344	23,304	0.73	1.88	158%
Person	39,229	24,249	34,466	37,903	50,554	52,451	58,182	0.80	0.88	10%
Pitt	176,572	132,896	151,047	165,432	172,395	193,026	159,551	1.21	0.86	-29%
Polk	19,618	9,327	28,208	24,198	24,528	22,987	29,598	0.63	1.44	128%
Randolph	145,720	78,663	125,871	130,499	126,724	125,751	126,533	0.73	0.86	18%
Richmond	42,495	60,752	69,750	70,977	65,362	67,469	71,785	1.35	1.64	22%
Robeson	117,596	104,700	165,254	197,793	185,047	181,971	159,954	0.99	1.41	42%
Rockingham	91,572	71,481	136,588	150,600	149,807	136,795	148,918	0.83	1.49	80%
Rowan	152,064	90,081	223,376	185,054	207,496	199,527	171,653	0.80	1.47	84%
Rutherford	64,419	89,175	60,816	55,736	62,981	67,976	57,393	1.56	0.94	-39%
Sampson	59,425	33,545	57,828	66,125	65,614	67,679	62,633	0.70	0.97	39%
Scotland	33,341	39,867	31,748	31,629	36,643	42,855	38,861	1.17	0.95	-19%

## County Population, Waste Disposal, Per Capita Rate and Percent Reduction, FY 2023-2024

County	Population		MSW and CD Tons Disposed					Per Capita Rate		% Change from
	July 2023	1991-1992	2023-2024	2022-2023	2021-2022	2020-2019	2019-2018	Base Year	FY	1991-1992
								1991-1992	2023-2024	2023-2024**
Stanly	63,752	69,288	109,229	78,065	84,753	79,432	75,169	1.32	1.71	30%
Stokes	45,625	17,976	13,928	15,086	17,327	11,515	11,239	0.47	0.31	-35%
Surry	71,247	73,595	70,999	68,187	66,716	67,676	63,691	1.18	1.00	-16%
Swain	13,873	5,651	9,524	9,679	9,516	9,619	8,851	0.50	0.69	37%
Transylvania	33,029	30,072	31,151	37,810	34,516	32,258	23,284	1.16	0.94	-19%
Tyrrell	3,341	2,985	2,556	2,363	2,461	2,537	2,867	0.79	0.77	-3%
Union	257,071	77,842	406,305	478,799	380,424	378,443	343,465	0.90	1.58	76%
Vance	40,963	43,267	54,380	47,558	44,334	57,296	52,801	1.11	1.33	20%
Wake	1,189,597	569,622	1,589,445	1,700,314	1,826,769	1,704,283	1,658,603	1.29	1.34	4%
Warren	18,738	10,978	1,009	2,396	9,309	9,515	9,785	0.63	0.05	-91%
Washington	10,424	11,699	9,589	9,949	7,709	8,946	24,594	0.84	0.92	10%
Watauga	56,582	36,755	82,288	87,406	63,415	68,316	66,285	0.99	1.45	47%
Wayne	116,934	106,149	233,298	142,216	188,043	145,265	144,872	1.00	2.00	100%
Wilkes	66,003	58,818	87,605	84,395	67,846	61,469	61,395	0.97	1.33	37%
Wilson	78,415	120,870	210,634	135,466	148,315	214,120	184,777	1.82	2.69	48%
Yadkin	37,398	20,779	36,607	33,223	35,370	41,846	31,439	0.67	0.98	46%
Yancey	18,510	15,576	33,787	16,481	16,262	27,537	26,436	1.01	1.83	81%
N.C. Waste - Cherokee Reservation			15,968	16,889	16,322	19,054	16,114			
N.C. Waste - Unspecified County			268,779	179,219	156,839	110,645	440,627			
<b>State Totals</b>	<b>10,842,949</b>	<b>7,257,428</b>	<b>14,500,479</b>	<b>14,037,108</b>	<b>14,024,453</b>	<b>13,949,017</b>	<b>13,926,676</b>	<b>1.07</b>	<b>1.34</b>	<b>25%</b>

\*\* Percent Change formula: (current year per capita minus base year per capita) divided by base year per capita

## **Appendix I**

### **NC Waste Disposal Report FY 2023-24**

**NC Waste Disposal Report FY2023-2024**

<b>COUNTY</b>	<b>Total Tons Disposed</b>	<b>Population</b>	<b>Per Capita Disposal</b>	<b>Landfilled Tons</b>	<b>Exported Tons</b>	<b>Imported Tons</b>
Alamance	180,116.29	181,394.00	0.99	177,223.00	2,893.29	169.90
Alexander	28,693.00	36,353.00	0.79	28,693.00	0.00	0.00
Alleghany	12,079.00	11,426.00	1.06	12,079.00	0.00	0.00
Anson	34,243.19	22,087.00	1.55	33,914.00	329.19	0.00
Ashe	25,074.00	26,975.00	0.93	25,074.00	0.00	0.00
Avery	21,983.00	17,394.00	1.26	21,983.00	0.00	0.00
Beaufort	43,024.98	43,785.00	0.98	37,561.00	5,463.98	1,594.00
Bertie	31,421.37	16,839.00	1.87	31,394.00	27.37	0.00
Bladen	46,566.00	28,902.00	1.61	42,456.00	4,110.00	0.00
Brunswick	213,606.00	160,022.00	1.33	213,606.00	0.00	0.00
Buncombe	340,169.88	276,367.00	1.23	331,942.00	8,227.88	0.00
Burke	80,254.00	89,179.00	0.90	80,254.00	0.00	0.00
Cabarrus	354,707.75	243,942.00	1.45	333,114.00	21,593.75	0.00
Caldwell	89,205.00	81,761.00	1.09	89,205.00	0.00	0.00
Camden	4,753.99	11,064.00	0.43	1,631.00	3,122.99	0.00
Carteret	151,172.22	70,294.00	2.15	140,173.00	10,999.22	4,810.00
Caswell	1,343.00	22,098.00	0.06	1,335.00	8.00	0.00
Catawba	241,280.00	166,441.00	1.45	240,631.00	649.00	0.00
Chatham	126,433.11	80,498.00	1.57	94,157.00	32,276.11	0.00
Cherokee	17,636.00	29,154.00	0.60	17,636.00	0.00	0.00
Chowan	17,725.37	13,807.00	1.28	8,623.00	9,102.37	0.00
Clay	5,824.00	11,793.00	0.49	5,824.00	0.00	0.00
Cleveland	170,911.14	100,596.00	1.70	170,364.00	547.14	0.00
Columbus	45,423.00	49,966.00	0.91	45,050.00	373.00	4,406.00
Craven	120,827.24	104,372.00	1.16	116,233.00	4,594.24	0.00
Cumberland	472,421.37	342,872.00	1.38	468,989.00	3,432.37	28,959.00
Currituck	64,197.00	32,240.00	1.99	64,197.00	0.00	27,914.84
Dare	98,176.16	37,801.00	2.60	71,238.00	26,938.16	0.00
Davidson	156,788.94	176,119.00	0.89	152,271.00	4,517.94	0.00
Davie	31,150.77	44,290.00	0.70	30,775.00	375.77	0.00
Duplin	119,734.29	49,205.00	2.43	113,011.00	6,723.29	0.00
Durham	510,374.35	337,308.00	1.51	501,377.00	8,997.35	95,885.86
Edgecombe	58,098.93	47,951.00	1.21	37,114.00	20,984.93	0.00
Forsyth	522,910.78	393,297.00	1.33	508,977.00	13,933.78	171,553.69
Franklin	82,456.82	77,108.00	1.07	78,522.00	3,934.82	2,071.52
Gaston	391,431.88	240,885.00	1.62	387,272.00	4,159.88	14,269.90
Gates	7,616.97	10,490.00	0.73	911.00	6,705.97	0.00
Graham	7,296.00	7,713.00	0.95	7,296.00	0.00	0.00
Granville	57,723.58	62,225.00	0.93	45,850.00	11,873.58	0.00
Greene	10,262.33	19,938.00	0.51	2,398.00	7,864.33	0.00
Guilford	829,740.15	550,452.00	1.51	829,679.00	61.15	15,652.42
Halifax	66,267.89	46,781.00	1.42	66,265.00	2.89	8,896.00
Harnett	124,234.45	141,501.00	0.88	116,634.00	7,600.45	0.00
Haywood	86,960.00	63,703.00	1.37	86,960.00	0.00	0.00
Henderson	139,813.00	120,208.00	1.16	139,813.00	0.00	8,353.98
Hertford	62,700.00	19,730.00	3.18	61,123.00	1,577.00	0.00
Hoke	48,818.01	55,417.00	0.88	46,896.00	1,922.01	0.00
Hyde	7,322.13	4,546.00	1.61	5,468.00	1,854.13	0.00
Iredell	254,192.75	202,785.00	1.25	252,661.00	1,531.75	0.00
Jackson	42,277.00	43,239.00	0.98	42,277.00	0.00	0.00
Johnston	188,508.15	240,796.00	0.78	175,514.00	12,994.15	0.00
Jones	4,255.44	9,096.00	0.47	632.00	3,623.44	38,610.13
Lee	101,484.06	66,635.00	1.52	101,140.00	344.06	34,689.00
Lenoir	82,675.13	53,810.00	1.54	82,593.00	82.13	15,511.75



Lincoln	81,105.69	95,399.00	0.85	78,394.00	2,711.69	0.00
Macon	43,739.00	38,081.00	1.15	43,739.00	0.00	0.00
Madison	12,194.00	21,325.00	0.57	12,194.00	0.00	0.00
Martin	16,821.32	21,139.00	0.80	10,007.00	6,814.32	0.00
McDowell	48,636.00	44,421.00	1.09	48,636.00	0.00	0.00
Mecklenburg	1,652,709.15	1,166,645.00	1.42	1,637,637.00	15,072.15	32,087.30
Mitchell	15,984.49	14,786.00	1.08	1,253.00	14,731.49	0.00
Montgomery	37,936.00	25,509.00	1.49	37,931.00	5.00	2,391.30
Moore	108,834.12	108,316.00	1.00	97,383.00	11,451.12	0.00
Nash	138,207.64	97,313.00	1.42	115,957.00	22,250.64	16,485.67
New Hanover	434,175.90	239,395.00	1.81	434,095.00	80.90	0.00
Northampton	9,226.00	16,193.00	0.57	1,918.00	7,308.00	0.00
Onslow	273,405.07	212,378.00	1.29	249,801.00	23,604.07	4,972.00
Orange	75,387.34	150,169.00	0.50	24,696.00	50,691.34	0.00
Pamlico	21,864.00	12,178.00	1.80	20,654.00	1,210.00	280.01
Pasquotank	55,533.47	40,973.00	1.36	54,567.00	966.47	3,096.06
Pender	63,519.62	67,361.00	0.94	54,992.00	8,527.62	89.00
Perquimans	24,807.00	13,165.00	1.88	24,807.00	0.00	15,805.07
Person	34,465.55	39,229.00	0.88	34,250.00	215.55	0.00
Pitt	151,046.84	176,572.00	0.86	150,043.00	1,003.84	14,756.20
Polk	28,207.77	19,618.00	1.44	28,178.00	29.77	0.00
Randolph	125,871.04	145,720.00	0.86	124,622.00	1,249.04	0.00
Richmond	69,749.93	42,495.00	1.64	67,432.00	2,317.93	0.00
Robeson	165,253.88	117,596.00	1.41	157,359.00	7,894.88	0.00
Rockingham	136,588.32	91,572.00	1.49	136,474.00	114.32	0.00
Rowan	223,376.00	152,064.00	1.47	223,376.00	0.00	26,474.21
Rutherford	60,816.00	64,419.00	0.94	60,816.00	0.00	0.00
Sampson	57,828.00	59,425.00	0.97	53,070.00	4,758.00	0.00
Scotland	31,748.00	33,341.00	0.95	30,744.00	1,004.00	277.89
Stanly	109,229.37	63,752.00	1.71	105,560.00	3,669.37	0.00
Stokes	13,928.00	45,625.00	0.31	13,924.00	4.00	0.00
Surry	70,999.00	71,247.00	1.00	70,999.00	0.00	0.00
Swain	9,524.00	13,873.00	0.69	9,524.00	0.00	0.00
Transylvania	31,151.32	33,029.00	0.94	31,055.00	96.32	0.00
Tyrrell	2,556.06	3,341.00	0.77	2,351.00	205.06	0.00
Union	406,304.58	257,071.00	1.58	405,664.00	640.58	9,541.93
Vance	54,379.74	40,963.00	1.33	54,298.00	81.74	10,674.00
Wake	1,589,445.25	1,189,597.00	1.34	1,551,496.00	37,949.25	25,834.25
Warren	1,008.74	18,738.00	0.05	9.00	999.74	0.00
Washington	9,589.49	10,424.00	0.92	9,447.00	142.49	0.00
Watauga	82,288.00	56,582.00	1.45	82,288.00	0.00	0.00
Wayne	233,297.90	116,934.00	2.00	220,546.00	12,751.90	0.00
Wilkes	87,605.00	66,003.00	1.33	87,605.00	0.00	0.00
Wilson	210,633.64	78,415.00	2.69	210,616.00	17.64	50,805.50
Yadkin	36,607.00	37,398.00	0.98	36,607.00	0.00	0.00
Yancey	33,787.00	18,510.00	1.83	33,787.00	0.00	14,731.49

## **Appendix J**

### **Municipal Solid Waste and Construction and Demolition Waste – Exports and Imports FY 2023-24**

North Carolina Department of Environmental Quality  
Division of Waste Management

**Municipal Solid Waste and Construction and Demolition Waste - Exports and Imports, FY 2023-2024**

Imports				Exports			
BFI-Charlotte Mtr Speedway Landfill V	SC	MSW	217,271.00	Upstate Regional Class 3 Landfill	SC	MSW	184,204.00
Anson Landfill	SC	MSW	30,514.00	ECO SAFE LANDFILL	TN	MSW	106,642.00
South Charlotte Transfer Station	SC	MSW	12,610.00	First Piedmont Industrial Landfill	VA	Indus	89,489.00
Waste Connections Monroe Transfer Station	SC	MSW	4,944.00	Atlantic Waste Disposal	VA	MSW	83,477.00
Mecklenburg County Landfill	SC	MSW	3,973.00	Richland County Landfill	SC	MSW	66,604.00
O'Leary Resource Recovery Center	SC	MSW	1,935.00	R&B Landfill	GA	MSW	52,575.00
Waste Management Of Carolinas	SC	MSW	1,868.00	Hampton Roads Recovery Center	VA	CD	26,203.00
Scotland County CDLF	SC	CD	428.00	VLS Gray Court	SC	MSW	15,368.00
Gaston County Landfill	SC	MSW	83.00	Lakeway Recycling & Sanitation	TN	MSW	10,937.00
Lake Norman Landfill	SC	CD	66.00	WM Pine Bluff Landfill	GA	MSW	7,294.00
Vance County Transfer Station	VA	MSW	1.00	Marion County Landfill	SC	CD	13.00
<b>Total</b>			<b>273,693.00</b>	<b>Total</b>			<b>642,806.00</b>

## **Appendix K**

### **Industrial Waste Disposal FY 2023-24**

North Carolina Department of Environmental Quality  
Division of Waste Management

**Industrial Waste Disposal, FY 2023-2024**

Permit #	Status	Facility	Tons				
			2023-2024	2022-2023	2021-2022	2020-2021	2019-2020
1119-INDUS-2020	Active	Duke Energy Progress - Asheville		32,696	1,057,828	370,123	
1812-INDUS-2008	Active	Duke Energy Carolinas - Marshall, Industrial	2,193,863	887,915	1,306,356	311,584	359,736
2402-INDUS-2005	Active	International Paper	58,984	54,320	92,458	56,101	60,321
3612-INDUS-2008	Active	Duke Energy Carolinas - Allen	12,110	14,702	30,542	50,898	77,044
3619-INDUS-2021	Active	Duke Energy North Starter Landfill Allen Plant	647,491				
4406-INDUS-1984	Active	Blue Ridge Paper Products, Inc.	38,298	321,307	352,960	285,929	326,342
6004-INDUS-1981	Post-Closure	Duke Energy Carolinas - McGuire Landfill 1			1,134	5,617	2,990
6004-INDUS-1991	Active	Duke Energy Carolinas - McGuire Landfill 2	753	134			
6512-INDUS-2016	Post-Closure	Duke Energy Progress - Sutton Energy Complex					865,371
7302-INDUS-1988	Active	Duke Energy Progress - Roxboro		268,440	1,092,256	671,081	345,759
7302-INDUS-2021	Active	Duke Energy Progress - Roxboro	2,887,882				
7305-INDUS-2012	Active	Duke Energy, Mayo Steam Electric Plant	841,562	667,644	284,699	71,670	224,685
7307-INDUS-2021	Active	Duke Energy - Mayo Ash Basin Landfill	1,191,087				
7906-INDUS-2016	Post-Closure	Duke Energy Carolinas - Dan River					317,166
8106-INDUS-2009	Active	Duke Energy Carolinas - Rogers	1,667,318	1,815,756	1,360,685	537,242	252,929
8504-INDUS-2007	Active	Duke Energy Carolinas - Belews Creek, Craig Road	136,602	156,004	153,502	184,835	167,323
8505-INDUS-2008	Active	Duke Energy Carolinas - Belews Creek FGD Landfill	-12,578	-198,022	-284,108	-64,678	15,605
8506-INDUS-2021	Active	Duke Energy- Belews Creek Steam Station	1,678,897				
9401-INDUS-2008	Active	Domtar Paper Company Landfill, Lined #3	1,131	984	1,917	1,468	939
9703-INDUS-1981	Active	Louisiana-Pacific Corporation					6,278
<b>Total</b>		<b>All Landfills</b>	<b>11,343,400</b>	<b>4,021,880</b>	<b>5,450,229</b>	<b>2,481,869</b>	<b>3,022,488</b>

Notes: - 8505-INDUS- Duke Energy Corp.-Belews Creek FGD Residue Landfill has recovered tonnage from the landfill for re-use resulting in a net negative disposal the past 3 Fiscal Years.

## **Appendix L**

### **Public and Private Municipal Solid Waste and Construction and Demolition Disposal FY 2023-24**

North Carolina Department of Environmental Quality  
Division of Waste Management

**Public and Private Municipal Solid Waste and Construction and Demolition Disposal, FY 2023-2024**

Permit #	Facility	Tons				
		2023-2024	2022-2023	2021-2022	2020-2021	2019-2020
0104-MSWLF-1994	Alamance County Austin Quarter Road Landfill Facility	136,225	138,821	130,664	129,889	118,024
0105-CDLF-1998	Cobles C&D Landfill		25,635	11,292	14,556	17,412
0201-CDLF-1997	Alexander County CDLF	4,593	4,574	4,416	4,032	4,960
0403-MSWLF-2010	Anson Landfill	984,161	1,039,493	979,453	893,176	800,151
0501-MSWLF-1993	Ashe County Landfill	25,051	23,387	25,287	24,595	23,355
0603-CDLF-1996	Avery County C&D Landfill	3	16	34	4,480	4,194
0803-MSWLF-1993	East Carolina Regional Landfill	526,965	546,200	555,813	527,992	528,641
1007-CDLF-1997	Brunswick County CDLF	8,105	17,516	16,689	18,967	17,007
1107-CDLF-1998	Buncombe County C&D Unit	68,100	83,024	90,867	47,121	37,232
1107-MSWLF-1996	Buncombe County MSW Landfill	167,846	154,171	140,738	185,387	189,039
1203-CDLF-2014	Burke County Johns River Waste Management	8,333	7,505	7,360	8,005	8,629
1302-CDLF-2006	Cabarrus County CDLF	23,595	16,770	15,550	17,968	21,089
1304-MSWLF-1992	BFI-Charlotte Mtr Speedway Landfill V	1,158,435	1,014,395	1,200,920	1,072,588	1,215,991
1306-CDLF-2000	Highway 49 C&D Landfill & Recycling Greenway Waste	216,943	188,648	147,778	139,872	114,958
1403-MSWLF-1998	Foothills Environmental Landfill	393,233	370,357	371,727	385,653	359,543
1803-CDLF-	Blackburn Resource Recovery C&D Facility		54,409	49,399	51,808	46,920
1803-MSWLF-1997	Blackburn Resource Recovery Facility	236,258	200,166	173,994	177,352	159,175
2002-MSWLF-1998	Cherokee County MSW Facility	17,636	17,266	18,758	20,630	18,573
2301-CDLF-1997	Cleveland County CDLF	59,628	67,881	72,772	56,182	53,191
2301-MSWLF-2009	Cleveland County Landfill Self-McNeilly	95,673	99,042	99,427	95,171	95,948
2509-MSWLF-1999	CRSWMA - Long Term Regional Landfill	228,354	228,052	237,143	230,367	244,810
2601-CDLF-1997	Cumberland County C&D Unit	52,267	64,523	41,413	44,394	52,066
2601-MSWLF-1997	Ann Street Cumberland County Landfill	149,969	139,134	139,077	139,318	136,850
2803-CDLF-1995	Dare County C&D Landfill	15,449	17,019	17,846	13,127	12,345
2906-MSWLF-2008	Davidson County MSW Lined Landfill	144,267	152,647	168,430	166,162	151,981
3301-CDLF-1997	Edgecombe County CDLF	9,684	10,338	14,556	13,946	12,671
3402-MSWLF-1997	Hanes Mill Road Landfill	250,031	238,866	297,426	281,228	276,064
3412-CDLF-1995	Winston-Salem, City of Old Salisbury Road CDLF	45,736	33,751	26,626	48,733	54,269

**Public and Private Municipal Solid Waste and Construction and Demolition Disposal, FY 2023-2024**

Permit #	Facility	Tons				
		2023-2024	2022-2023	2021-2022	2020-2021	2019-2020
3606-CDLF-1995	Gaston County C&D Landfill		101,100	85,757	91,753	78,902
3606-MSWLF-1997	Gaston County Landfill	327,710	221,499	209,459	195,126	191,123
3901-MSWLF-2012	Oxford Subtitle D MSWLF	37,845	36,686	35,850	43,809	43,998
4002-CDLF-1997	Greene County CDLF	2,397	3,466	1,829	2,112	2,005
4103-CDLF-1998	Greensboro, City of White Street Landfill	47,570	47,183	50,733	66,938	46,391
4104-MSWLF-1991	High Point, City of Kersey Valley Landfill	131,324	125,777	125,669	137,642	154,932
4112-MSWLF-1997	Greensboro, City of White Street MSWLF	10,024	9,197	8,881	7,584	8,285
4116-CDLF-2012	WI High Point Landfill, LLC	115,027	120,866	75,807	54,350	45,776
4117-CDLF-2008	A-I Sandrock C&D Landfill	59,403	53,747	104,313	109,411	94,394
4204-CDLF-1998	Halifax County Landfill					
4204-CDLF-2013	Halifax County Landfill	1,013	2,526	4,537	8	8
4302-CDLF-1998	Harnett County CDLF					
4302-CDLF-2018	Harnett County Dunn-Erwin C&D Landfill	30,633	33,267	30,984	23,241	19,532
4303-CDLF-1997	Harnett Co. Anderson Creek C&D Landfill	13,632	13,192	16,958	13,166	15,267
4407-MSWLF-1993	Haywood Co White Oak Landfill	177,119	174,093	179,034	159,304	160,354
4903-MSWLF-1993	Iredell County Sanitary LF	245,796	239,708	261,212	251,172	240,738
5103-CDLF-	Johnston County C&D Landfill				17,066	77,208
5103-MSWLF-	Johnston County MSW Landfill	166,982	156,075	148,917	175,706	112,223
5203-CDLF-2013	The Maysville Construction and Demolition Landfill	61,495	63,236	68,151	20,543	49,452
5403-CDLF-1997	Lenoir County CDLF	16,101	30,158	29,293	0	13,340
5503-CDLF-1999	Lincoln County C&D Unit	0			0	
5503-MSWLF-1986	Lincoln County Landfill	58,263	54,208	46,727	49,985	51,114
5504-CDLF-1999	Lake Norman Landfill	47,805	33,623	53,408	45,519	56,489
5703-MSWLF-1992	Macon County Landfill Open	43,736	41,593	43,416	40,775	38,114
5803-CDLF-1995	Madison County C&D Unit	1,165	1,186	1,231	1,215	1,429
5901-CDLF-1995	Martin County C&D Landfill		4,269	4,638	5,636	4,402
6013-CDLF-1993	Greenway Waste Solutions at North Meck				112,655	116,104
6013-CDLF-2021	Greenway Waste Solutions of North Meck	17,506	76,009	122,218		
6019-MSWLF-2000	Mecklenburg County Landfill	145,708	147,955	140,952	154,005	144,609
6204-MSWLF-1995	Uwharrie Env. Reg. Landfill	619,837	568,674	558,099	491,999	456,366



**Public and Private Municipal Solid Waste and Construction and Demolition Disposal, FY 2023-2024**

Permit #	Facility	Tons				
		2023-2024	2022-2023	2021-2022	2020-2021	2019-2020
6301-CDLF-1992	Moore County C&D Landfill	28,402	28,295	29,313	27,317	30,816
6403-CDLF-2000	Nash County C&D Landfill	16,485	13,344	14,922	20,876	15,749
6504-MSWLF-1981	New Hanover County Landfill					37,395
6504-MSWLF-2017	New Hanover County Landfill	408,937	374,819	374,355	374,871	359,867
6708-MSWLF-1997	Camp Lejeune MSW Landfill	30,150	40,479	18,877	21,609	55,949
6709-MSWLF-1997	Onslow County Subtitle D Landfill	115,329	115,006	173,494	181,803	178,768
6804-CDLF-2005	Orange County CDLF	18,714	19,966	22,799	23,629	12,398
7002-CDLF-1996	Pasquotank County C&D Landfill	18,181	15,370	17,195	16,654	17,050
7304-MSWLF-1997	Upper Piedmont Regional Landfill	350,140	347,437	345,514	319,794	270,889
7407-CDLF-2009	C & D Landfill Inc		32,488	33,963	35,828	31,715
7606-CDLF-2001	Wall Recycling CDLF					19,149
7606-CDLF-2021	Wall Recycling CDLF	25,856	25,646	27,131	20,993	
7607-MSWLF-2015	Great Oak Landfill	627,841	789,850	725,977	643,036	559,029
7803-CDLF-1997	Robeson County CDLF	40,079	39,964	29,733	38,042	31,323
7803-MSWLF-1997	Robeson County Landfill	113,939	132,819	127,341	117,755	108,328
7904-MSWLF-1995	Rockingham County Landfill	130,211	121,625	110,264	107,759	126,046
8003-MSWLF-1988	Rowan County Landfill	185,717	188,306	185,317	175,954	150,707
8103-CDLF-2002	Rutherford County C&D	12,720	8,993	15,180	11,682	8,463
8202-CDLF-1996	Sampson County Disposal, LLC	607	399	530	3,966	16,876
8202-MSWLF-2000	Sampson County Disposal, LLC	1,911,448	2,035,335	1,853,380	1,740,095	1,615,337
8301-CDLF-1997	Scotland County CDLF	10,803	7,390	7,176	8,587	11,672
8401-CDLF-1997	Albemarle, City of CDLF	12,622	19,114	17,984	18,962	20,621
8401-MSWLF-1999	Albemarle, City of Landfill	67,355	51,096	54,007	52,204	47,796
8606-MSWLF-1998	Surry County MSWLF	70,776	67,931	65,632	67,398	63,402
8807-MSWLF-1990	Transylvania County Landfill	31,010	37,767	33,258	30,227	23,160
9001-CDLF-1998	Union County C&D	98,034	90,643	75,184	63,489	53,031
9001-CDLF-2022	Union County C&D		90,643			
9222-MSWLF-2008	Wake County South Wake MSWLF	504,892	530,742	545,071	552,767	529,870
9226-CDLF-2001	Shotwell Landfill, Inc.					
9226-CDLF-2020	Shotwell Landfill, Inc	185,509	177,884	139,683	161,192	149,836

**Public and Private Municipal Solid Waste and Construction and Demolition Disposal, FY 2023-2024**

Permit #	Facility	2023-2024	2022-2023	Tons		
				2021-2022	2020-2021	2019-2020
9228-CDLF-2001	Red Rock Disposal C&D Landfill	317,689	412,050	425,689	449,167	416,806
9230-CDLF-2014	Greenway Waste Solutions of Apex, LLC	58,904	65,582	81,362	112,208	98,458
9231-CDLF-2012	Brownfield Road C&D Landfill	297,278	289,732	384,856	201,742	205,309
9404-CDLF-1996	Washington County C&D Landfill	995	1,979	738	1,461	16,950
9601-CDLF-1997	Wayne County CDLF	25,238	28,169	27,470	29,949	35,802
9606-MSWLF-1998	Wayne County Landfill	119,846	117,835	97,561	97,145	91,377
9704-MSWLF-1993	Wilkes County MSWLF	86,778	83,979	67,296	61,439	61,392
9809-CDLF-2004	Wilson County Westside C&D Landfill (Areas 1 and 2)	29,078	31,341	27,433	28,455	
U0024-MSWLF-	Brunswick Waste Management Facility			62,436	57,589	139,992
U0033-MSWLF-	Pine Bluff Landfill	7,294			0	2,448
U0034-MSWLF-	Lee County Landfill SC, LLC SC #312411-1101		1,409			
U0035-MSWLF-	Bristol Landfill VA #588			21,191	18,105	15,506
U0038-MSWLF-	R & B Landfill	52,575	68,566	69,561	79,386	413,102
U0039-MSWLF-	Atlantic Waste Disposal, Inc. VA #562	83,477	91,500	83,150		52,759
U0047-MSWLF-	Eagle Point MSWLF GA #058-012D					
U0048-MSWLF-	Union County (SC) Landfill SC #442441-1101	184,204	197,120	125,157	204,372	148,318
U0050-MSWLF-	Richland Landfill, Inc.	66,604		66,945	101,704	99,914
U0051-MSWLF-	Lakeway Recycling & Sanitation, Inc.TN #32-0280	10,937	11,542	12,118	11,347	11,338
U0101-CDLF-	WCA Shiloh Landfill		3,663			
U0111-MSWLF-	Waste Management-Hickory Hill Landfill #272401-1101		0	0	42	
U0117-CDLF-	Hampton Roads Recovery Center VA #603	26,203		0		20,825
U0118-MSWLF-	Advanced Disposal Eco-Safe Landfill	106,642	99,102	52,435	55,073	51,147
U0120-MSWLF-	Twin Chimneys Landfill SC		1,028	151	540	30,886
U0124-CDLF-	Marion Co. C & D Reclamation	13		70	5,598	
<b>Total</b>	<b>All Landfills</b>	<b>14,220,847</b>	<b>14,112,429</b>	<b>13,435,231</b>	<b>13,455,217</b>	<b>14,009,671</b>

*Includes out-of-state landfills that received North Carolina waste.  
Also includes out-of-state waste disposed in North Carolina facilities.*

## **Appendix M**

### **Public and Private Municipal Solid Waste FY 2023-24**

North Carolina Department of Environmental Quality  
Division of Waste Management  
**Public and Private Municipal Solid Waste, FY 2023-2024**

Permit #	Facility	Tons				
		2023-2024	2022-2023	2021-2022	2020-2021	2019-2020
0104-MSWLF-1994	Alamance County Austin Quarter Road Landfill Facility	136,225	138,821	130,664	129,889	118,024
0403-MSWLF-2010	Anson Landfill	984,161	1,039,493	979,453	893,176	800,151
0501-MSWLF-1993	Ashe County Landfill	25,051	23,387	25,287	24,595	23,355
0803-MSWLF-1993	East Carolina Regional Landfill	526,965	546,200	555,813	527,992	528,641
1107-MSWLF-1996	Buncombe County MSW Landfill	167,846	154,171	140,738	185,387	189,039
1304-MSWLF-1992	BFI-Charlotte Mtr Speedway Landfill V	1,158,435	1,014,395	1,200,920	1,072,588	1,215,991
1403-MSWLF-1998	Foothills Environmental Landfill	393,233	370,357	371,727	385,653	359,543
1803-MSWLF-1997	Blackburn Resource Recovery Facility	236,258	200,166	173,994	177,352	159,175
2002-MSWLF-1998	Cherokee County MSW Facility	17,636	17,266	18,758	20,630	18,573
2301-MSWLF-2009	Cleveland County Landfill Self-McNeilly	95,673	99,042	99,427	95,171	95,948
2509-MSWLF-1999	CRSWMA - Long Term Regional Landfill	228,354	228,052	237,143	230,367	244,810
2601-MSWLF-1997	Ann Street Cumberland County Landfill	149,969	139,134	139,077	139,318	136,850
2906-MSWLF-2008	Davidson County MSW Lined Landfill	144,267	152,647	168,430	166,162	151,981
3402-MSWLF-1997	Hanes Mill Road Landfill	250,031	238,866	297,426	281,228	276,064
3606-MSWLF-1997	Gaston County Landfill	327,710	221,499	209,459	195,126	191,123
3901-MSWLF-2012	Oxford Subtitle D MSWLF	37,845	36,686	35,850	43,809	43,998
4104-MSWLF-1991	High Point, City of Kersey Valley Landfill	131,324	125,777	125,669	137,642	154,932
4112-MSWLF-1997	Greensboro, City of White Street MSWLF	10,024	9,197	8,881	7,584	8,285
4407-MSWLF-1993	Haywood Co White Oak Landfill	177,119	174,093	179,034	159,304	160,354
4903-MSWLF-1993	Iredell County Sanitary LF	245,796	239,708	261,212	251,172	240,738
5103-MSWLF-	Johnston County MSW Landfill	166,982	156,075	148,917	175,706	112,223
5503-MSWLF-1986	Lincoln County Landfill	58,263	54,208	46,727	49,985	51,114
5703-MSWLF-1992	Macon County Landfill Open	43,736	41,593	43,416	40,775	38,114
6019-MSWLF-2000	Mecklenburg County Landfill	145,708	147,955	140,952	154,005	144,609
6204-MSWLF-1995	Uwharrie Env. Reg. Landfill	619,837	568,674	558,099	491,999	456,366
6504-MSWLF-1981	New Hanover County Landfill					37,395
6504-MSWLF-2017	New Hanover County Landfill	408,937	374,819	374,355	374,871	359,867
6708-MSWLF-1997	Camp Lejeune MSW Landfill	30,150	40,479	18,877	21,609	55,949

## Public and Private Municipal Solid Waste, FY 2023-2024

Permit #	Facility	Tons				
		2023-2024	2022-2023	2021-2022	2020-2021	2019-2020
6709-MSWLF-1997	Onslow County Subtitle D Landfill	115,329	115,006	173,494	181,803	178,768
7304-MSWLF-1997	Upper Piedmont Regional Landfill	350,140	347,437	345,514	319,794	270,889
7607-MSWLF-2015	Great Oak Landfill	627,841	789,850	725,977	643,036	559,029
7803-MSWLF-1997	Robeson County Landfill	113,939	132,819	127,341	117,755	108,328
7904-MSWLF-1995	Rockingham County Landfill	130,211	121,625	110,264	107,759	126,046
8003-MSWLF-1988	Rowan County Landfill	185,717	188,306	185,317	175,954	150,707
8202-MSWLF-2000	Sampson County Disposal, LLC	1,911,448	2,035,335	1,853,380	1,740,095	1,615,337
8401-MSWLF-1999	Albemarle, City of Landfill	67,355	51,096	54,007	52,204	47,796
8606-MSWLF-1998	Surry County MSWLF	70,776	67,931	65,632	67,398	63,402
8807-MSWLF-1990	Transylvania County Landfill	31,010	37,767	33,258	30,227	23,160
9222-MSWLF-2008	Wake County South Wake MSWLF	504,892	530,742	545,071	552,767	529,870
9606-MSWLF-1998	Wayne County Landfill	119,846	117,835	97,561	97,145	91,377
9704-MSWLF-1993	Wilkes County MSWLF	86,778	83,979	67,296	61,439	61,392
U0024-MSWLF-	Brunswick Waste Management Facility			62,436	57,589	139,992
U0033-MSWLF-	Pine Bluff Landfill	7,294			0	2,448
U0034-MSWLF-	Lee County Landfill SC, LLC SC #312411-1101		1,409			
U0035-MSWLF-	Bristol Landfill VA #588			21,191	18,105	15,506
U0038-MSWLF-	R & B Landfill	52,575	68,566	69,561	79,386	413,102
U0039-MSWLF-	Atlantic Waste Disposal, Inc. VA #562	83,477	91,500	83,150		52,759
U0047-MSWLF-	Eagle Point MSWLF GA #058-012D					
U0048-MSWLF-	Union County (SC) Landfill SC #442441-1101	184,204	197,120	125,157	204,372	148,318
U0050-MSWLF-	Richland Landfill, Inc.	66,604		66,945	101,704	99,914
U0051-MSWLF-	Lakeway Recycling & Sanitation, Inc.TN #32-0280	10,937	11,542	12,118	11,347	11,338
U0111-MSWLF-	Waste Management-Hickory Hill Landfill #272401-1101		0	0	42	
U0118-MSWLF-	Advanced Disposal Eco-Safe Landfill	106,642	99,102	52,435	55,073	51,147
U0120-MSWLF-	Twin Chimneys Landfill SC		1,028	151	540	30,886
<b>Total</b>	<b>All MSW Landfills</b>	<b>11,642,755</b>	<b>11,567,564</b>	<b>11,108,629</b>	<b>11,164,724</b>	<b>11,763,150</b>

Includes out-of-state landfills that received North Carolina waste.

Permit #'s beginning with "U" represent unpermitted or out-of-state facilities.

## **Appendix N**

### **Public and Private Tipping Fees FY-2023-24**

County	Permit Number	Permit Name	Facility	Type	Tipping Fee	Fee Incl Tax	Tip Fee Schedule Included
Alamance	0102-INCIN-M-	Stericycle, Inc.	Medical	Incin	\$0.00	Not Applicable	No
Alamance	0104-MSWLF-1994	Alamance County Austin Quarter Road Landfill F	MSW	LF	\$44.00	Yes	Yes
Alamance	0105-CDLF-2024	Tri-Corners C&D Landfill	CD	LF	\$38.00	No	No
Alamance	0105-TP-2024	Tri-Corners T&P	CD	TP	\$38.00	No	No
Alexander	0201-CDLF-1997	Alexander County CDLF	CD	LF	\$55.00	Yes	No
Alexander	0202T-TRANSFER-1998	Alexander County Transfer Station	MSW	Trans	\$65.00	Yes	No
Alleghany	0303T-TRANSFER-1994	Alleghany County Transfer Facility	MSW	Trans	\$75.00	Yes	No
Anson	0403-MSWLF-2010	Anson Landfill	MSW	LF	\$54.00	No	No
Ashe	0501-MSWLF-1993	Ashe County Landfill	MSW	LF	\$62.00	Yes	No
Avery	0603-CDLF-1996	Avery County C&D Landfill	CD	LF	\$62.00	Yes	No
Avery	0603-TRANSFER-	Avery County Transfer Station	MSW	Trans	\$62.00	Yes	No
Beaufort	0703T-TRANSFER-2012	Beaufort Transfer Station	MSW	Trans	\$93.58	No	Yes
Bertie	0803-MSWLF-1993	East Carolina Regional Landfill	MSW	LF	\$111.69	Yes	Yes
Bladen	0904T-TRANSFER-1995	Bladen County Transfer Station	MSW	Trans	\$55.00	Yes	No
Brunswick	1007-CDLF-1997	Brunswick County CDLF	MSW	Trans	\$58.68	No	No
Brunswick	1010T-TRANSFER-1997	Brunswick County Transfer Station	CD	LF	\$59.00	Yes	No
Buncombe	1107-CDLF-1998	Buncombe County C&D Unit	MSW	Trans	\$59.00	Yes	No
Buncombe	1107-MSWLF-1996	Buncombe County MSW Landfill	CD	LF	\$45.00	Yes	No
Buncombe	1108T-TRANSFER-1996	Buncombe County Transfer Station	MSW	LF	\$47.00	Yes	No
Buncombe	1111-TP-	Riverside Stump Dump at Asheville	MSW	Trans	\$52.00	Yes	No
Burke	1203-CDLF-2014	Burke County Johns River Waste Management	LCID	TP	\$0.00	Not Applicable	Yes
Burke	1205T-TRANSFER-1998	Burke County Transfer Facility	CD	LF	\$43.25	Yes	No
Cabarrus	1302-CDLF-2006	Cabarrus County CDLF	MSW	Trans	\$79.00	Yes	No
Cabarrus	1303-TIRELF-1988	US Tire Recycling Partners LP	CD	LF	\$42.00	No	Yes
Cabarrus	1304-MSWLF-1992	BFI-Charlotte Mtr Speedway Landfill V	Tire	LF	\$0.00	No	No
Cabarrus	1305TP-TP-	Stericycle	MSW	LF	\$91.30	No	No
Cabarrus	1306-CDLF-2000	Highway 49 C&D Landfill & Recycling Greenway	Medical	TP	\$0.00	Not Applicable	No
Cabarrus	1306-TP-2019	Highway 49 C&D Landfill & Recycling Greenway	CD	LF	\$58.00	Yes	Yes
Cabarrus	1307-TP-2009	Tarheel Bark Company - A Division of Garick LLC	LCID	TP	\$58.00	Not Applicable	Yes
Cabarrus	1310-TIRETP-2012	US Tire Recycling Partners LP	Indus	TP	\$70.00	Not Applicable	No
Caldwell	1403-MSWLF-1998	Foothills Environmental Landfill	Tire	TP	\$0.00		No
Carteret	1604-TRANSFER-1993	Coastal Regional Solid Waste Management Auth	MSW	LF	\$53.89	No	No
Carteret	1607-TRANSFER-2019	Green Recycling Transfer Station at Hibbs Road	MSW	Trans	\$52.50	No	Yes
Catawba	1803-CDLF-	Blackburn Resource Recovery C&D Facility	CD	Trans	\$58.50	Yes	No
Catawba	1803-MSWLF-1997	Blackburn Resource Recovery Facility	CD	LF			No
Catawba	1803-TP-	Blackburn Resource Recovery T&P Facility	MSW	LF	\$38.72	Yes	Yes
Catawba	1805-TRANSFER-2001	GDS Recycling Services	LCID	TP	\$38.72	Yes	Yes
Catawba	1808T-TRANSFER-	Hickory, City of Transfer Station	MSW	Trans	\$39.49	Yes	No
Chatham	1912-TP-2022	Triad Transfer Station	MSW	Trans	\$0.00	Not Applicable	Yes
Cherokee	2002-MSWLF-1998	Cherokee County MSW Facility	CD	TP	\$55.00	Not Applicable	Yes
Chowan	2101T-TRANSFER-2001	Edenton, Town of Transfer Station	MSW	LF	\$80.00	Yes	No

County	Permit Number	Permit Name	Facility	Type	Tipping Fee	Fee Incl Tax	Tip Fee Schedule Included
Clay	2202T-TRANSFER-1997	Clay County Transfer Station	MSW	Trans	\$54.60	Yes	No
Cleveland	2301-CDLF-1997	Cleveland County CDLF	MSW	Trans	\$88.00	Yes	No
Cleveland	2301-MSWLF-2009	Cleveland County Landfill Self-McNeilly	CD	LF	\$34.01	Yes	No
Cleveland	2304-TP-2020	Shelby, City of T & P Facility	MSW	LF	\$59.36	Yes	No
Columbus	2403T-TRANSFER-1997	Columbus County Transfer Station	LCID	TP	\$0.00	Not Applicable	No
Columbus	2404-TRANSFER-2020	Big D T&P Facility	MSW	Trans	\$58.93	Yes	No
Craven	2509-MSWLF-1999	CRSWMA - Long Term Regional Landfill	CD	Trans	\$0.00	Not Applicable	No
Craven	2510T-TRANSFER-1997	Cherry Point Transfer Station	MSW	LF	\$40.00	No	Yes
Cumberland	2601-CDLF-1997	Cumberland County C&D Unit	MSW	Trans	\$0.00	No	No
Cumberland	2601-MSWLF-1997	Ann Street Cumberland County Landfill	CD	LF	\$38.00	No	No
Cumberland	2609-TRANSFER-	Fayetteville, City of Transfer Station	MSW	LF	\$38.00	No	No
Cumberland	2611T-TRANSFER-2021	River City Transfer Station	MSW	Trans	\$71.50	Yes	No
Currituck	2703T-TRANSFER-1996	Currituck County Transfer Station	MSW	Trans	\$0.00	Not Applicable	No
Currituck	2705T-TRANSFER-2011	Soundside C&D Waste Transfer & Recycling Cent	MSW	Trans	\$90.00	Yes	No
Currituck	2706-TRANSFER-2013	Bay Disposal, LLC	CD	Trans	\$85.00	Yes	No
Dare	2803-CDLF-1995	Dare County C&D Landfill	CD	Trans	\$91.50	No	No
Dare	2805T-TRANSFER-	Dare County Transfer Station	CD	LF	\$71.03	No	No
Davidson	2906-MSWLF-2008	Davidson County MSW Lined Landfill	MSW	Trans	\$89.97	No	No
Davidson	2908-TP-	Todco, Inc. Wood Recycling	MSW	LF	\$36.00	Yes	No
Duplin	3103-TRANSFER-2007	Duplin County Transfer Station	YW	TP	\$28.00	Not Applicable	No
Durham	3212-TRANSFER-2014	Durham, City of Transfer Station	MSW	Trans	\$55.00	Yes	No
Durham	3214T-TRANSFER-2001	Durham Transfer Station	MSW	Trans	\$60.00	Yes	No
Durham	3215-MWP-2020	Wall Recycling - Hoover Road	MSW	Trans	\$57.00	Yes	No
Durham	3215-TRANSFER-2020	Wall Recycling - Hoover Road	CD	MatRecovery	\$42.00	No	Yes
Edgecombe	3301-CDLF-1997	Edgecombe County CDLF	MSW	Trans	\$55.00	No	Yes
Edgecombe	3302T-TRANSFER-1998	Edgecombe County Transfer Station	CD	LF	\$55.00	Yes	No
Forsyth	3402-MSWLF-1997	Hanes Mill Road Landfill	CD	Trans	\$71.00	Yes	No
Forsyth	3409-TP-	Overdale Yard Waste Facility	MSW	LF	\$34.00	No	Yes
Forsyth	3412-CDLF-1995	Winston-Salem, City of Old Salisbury Road CDLF	YW	TP	\$34.00	Not Applicable	Yes
Forsyth	3416T-TRANSFER-	Overdale Road Transfer Station	CD	LF	\$33.00	No	Yes
Forsyth	3419-TP-	Lowder Recycling And Disposal, LLC	MSW	Trans	\$56.32	Yes	No
Forsyth	3422-TP-	Slater Industries Treatment and Processing Facil	LCID	TP	\$38.00	Not Applicable	No
Forsyth	3424-TP-2010	Abbey Green Transfer Station	LCID	TP	\$20.00	Not Applicable	No
Forsyth	3424-TRANSFER-2020	Abbey Green Transfer Station	CD	TP	\$45.00	Not Applicable	No
Forsyth	3425-TP-2011	Winston-Salem, City of Treatment & Processing	CD	Trans	\$45.00	Not Applicable	No
Franklin	3503-TRANSFER-	Franklin County Transfer Station	YW	TP	\$0.00	Not Applicable	No
Franklin	3505-MWP-2020	Wall Recycling	MSW	Trans	\$65.00	Yes	Yes
Franklin	3505-TP-2020	Wall Recycling	CD	MatRecovery	\$54.00	Not Applicable	Yes
Franklin	3507-TIRETP-2016	PRTI, INC.	CD	TP	\$42.00	No	Yes
Gaston	3606-CDLF-1995	Gaston County C&D Landfill	Tire	TP	\$0.00		No
Gaston	3606-MSWLF-1997	Gaston County Landfill	CD	LF	\$35.00		No



County	Permit Number	Permit Name	Facility	Type	Tipping Fee	Fee Incl Tax	Tip Fee Schedule Included
Gaston	3608-TRANSFER-1993	Waste Management Of Carolinas	MSW	LF	\$42.00	Yes	Yes
Gaston	3615-TP-2018	Trilogy MedWaste Southeast LLC	MSW	Trans	\$69.35	Yes	No
Gaston	3617-MWP-2016	Daniels Sharpsmart, Inc.	Medical	TP	\$45.00	Yes	No
Graham	3803-TRANSFER-	Graham County Transfer Station	Medical	TP	\$0.00	Not Applicable	No
Granville	3901-MSWLF-2012	Oxford Subtitle D MSWLF	MSW	Trans	\$80.00	Yes	No
Granville	3903TP-TP-2009	John Bryan Yard Waste Recycling	MSW	LF	\$45.00	Yes	No
Greene	4002-CDLF-1997	Greene County CDLF	YW	TP	\$45.00	No	No
Guilford	4103-CDLF-1998	Greensboro, City of White Street Landfill	CD	LF	\$46.00	Yes	No
Guilford	4104-MSWLF-1991	High Point, City of Kersey Valley Landfill	CD	LF	\$48.00	Yes	Yes
Guilford	4112-MSWLF-1997	Greensboro, City of White Street MSWLF	MSW	LF	\$44.00	Yes	No
Guilford	4116-CDLF-2012	WI High Point Landfill, LLC	MSW	LF	\$48.00	Yes	Yes
Guilford	4116-MWP-2012	High Point C&D Waste Reclamation	CD	LF	\$50.00	Yes	No
Guilford	4117-CDLF-2008	A-1 Sandrock C&D Landfill	CD	MatRecovery	\$50.00	Yes	No
Guilford	4117-TP-2009	A-1 Sandrock Treatment and Processing Facility	CD	LF	\$42.00	Yes	No
Guilford	4118T-TRANSFER-	Bishop Road Transfer Station	CD	TP	\$42.00	No	No
Guilford	4119TP-TIRETP-	Guilford Cty Scrap Tire & White Goods Collector	MSW	Trans	\$56.32	Yes	No
Guilford	4120T-TRANSFER-	Greensboro, City of Transfer Station	Tire	TP	\$91.99		No
Guilford	4122T-TRANSFER-2012	Burnt Poplar Transfer Station	MSW	Trans	\$48.00	Yes	Yes
Halifax	4204-CDLF-2013	Halifax County Landfill	CD	Trans	\$48.00	Yes	No
Halifax	4204-TRANSFER-2013	Halifax County Landfill	CD	LF	\$67.85	Yes	No
Halifax	4205T-TRANSFER-1997	Weldon, Town of Transfer Facility	MSW	LF	\$67.85	Yes	No
Harnett	4302-CDLF-2018	Harnett County Dunn-Erwin C&D Landfill	MSW	Trans	\$62.50	Yes	No
Harnett	4303-CDLF-1997	Harnett Co. Anderson Creek C&D Landfill	CD	LF	\$48.00	Yes	No
Harnett	4304-TIRELF-1992	Central Carolina Tire Monofill	CD	LF	\$48.00	Yes	No
Harnett	4307T-TRANSFER-1997	Harnett County Transfer Station	Tire	LF	\$0.00	No	No
Harnett	4308-TIRETP-	Central Carolina Tire Processing	MSW	Trans	\$48.00	Yes	No
Harnett	4309T-TRANSFER-	Anderson Creek Transfer Station	Tire	TP	\$0.00		No
Haywood	4407-MSWLF-1993	Haywood Co White Oak Landfill	MSW	Trans	\$48.00	Yes	No
Haywood	4408-MWP-	Haywood County MWP Facility	MSW	LF	\$55.00	No	No
Henderson	4504T-TRANSFER-1998	Henderson County Transfer Facility	CD	MatRecovery	\$55.00	Yes	No
Henderson	4507-TP-	Riverside Stump Dump at Mills River	MSW	Trans	\$63.00	Yes	No
Henderson	4508-TP-2020	Garbage Pal, LLC	LCID	TP	\$0.00	Not Applicable	Yes
Hertford	4602T-TRANSFER-1995	Hertford County Transfer Station	CD	TP	\$53.75	Not Applicable	No
Hoke	4702-TRANSFER-1994	Hoke County Transfer Station	MSW	Trans	\$90.00	No	No
Iredell	4903-MSWLF-1993	Iredell County Sanitary LF	MSW	Trans	\$52.75	Yes	No
Iredell	4904T-TRANSFER-1998	Iredell County Transfer Station	MSW	LF	\$41.00	No	Yes
Jackson	5003T-TRANSFER-	Jackson County Scott Creek Transfer Station	MSW	Trans	\$51.00	No	Yes
Johnston	5103-MSWLF-	Johnston County MSW Landfill	MSW	Trans	\$66.00	Yes	Yes
Johnston	5106-TP-2019	West Farms Wood Products T&P	MSW	LF	\$45.00	Yes	No
Jones	5202-TP-2012	Maysville Recycling and Recovery	LCID	TP	\$0.00	Not Applicable	No
Jones	5203-CDLF-2013	The Maysville Construction and Demolition Land	CD	TP	\$56.00	Yes	No

County	Permit Number	Permit Name	Facility	Type	Tipping Fee	Fee Incl Tax	Tip Fee Schedule Included
Lee	5304T-TRANSFER-1993	Waste Man. - Lee Co. Transfer Station	CD	LF	\$56.00	Yes	No
Lee	5305-TRANSFER-2013	Sanford Transfer Station	MSW	Trans	\$60.98	Yes	Yes
Lenoir	5403-CDLF-1997	Lenoir County CDLF	MSW	Trans	\$79.73	Yes	No
Lenoir	5405T-TRANSFER-1998	Lenoir County Transfer Facility	CD	LF	\$45.00	Yes	No
Lenoir	5408-TRANSFER-2014	Deep Run Transfer Station	MSW	Trans	\$50.00	Yes	No
Lenoir	5409-MSWLF-	Lenoir County MSW Landfill	MSW	Trans	\$59.00	Yes	No
Lincoln	5503-CDLF-1999	Lincoln County C&D Unit	MSW	LF	\$50.00	Yes	No
Lincoln	5503-MSWLF-1986	Lincoln County Landfill	CD	LF	\$32.00	Yes	No
Lincoln	5504-CDLF-1999	Lake Norman Landfill	MSW	LF	\$41.00	Yes	No
Macon	5703-MSWLF-1992	Macon County Landfill Open	CD	LF	\$64.90	No	No
Macon	5704T-TRANSFER-2008	Highlands Transfer Station	MSW	Trans	\$69.00	Yes	No
Madison	5803-CDLF-1995	Madison County C&D Unit	MSW	LF	\$66.00	Yes	No
Madison	5803T-TRANSFER-2002	Madison County Transfer	MSW	Trans	\$78.50	Yes	Yes
McDowell	5602T-TRANSFER-1995	McDowell Co Transfer Facility	CD	LF	\$50.00	Yes	No
Mecklenburg	6013-CDLF-2021	Greenway Waste Solutions of North Meck	MSW	Trans	\$60.00	Yes	No
Mecklenburg	6014-TRANSFER-2009	Queen City Transfer Station	CD	LF	\$76.00	Yes	Yes
Mecklenburg	6016TP-HHW-TP	North Mecklenburg HHW Facility	MSW	Trans	\$65.00	Yes	No
Mecklenburg	6017TP-HHW-TP	Hickory Grove HHW Recycling Facility	YW	TP	\$36.00	Not Applicable	No
Mecklenburg	6019-MSWLF-2000	Mecklenburg County Landfill	YW	TP	\$36.00	Not Applicable	No
Mecklenburg	6021-TP-	Metromont Natural Recycling Center	MSW	LF	\$57.00	Yes	No
Mecklenburg	6025-TP-	Soil Supply, Inc.	LCID	TP	\$0.00	Not Applicable	No
Mecklenburg	6029-TRANSFER-2012	O'Leary Resource Recovery Center	LCID	TP	\$0.00	Not Applicable	No
Mecklenburg	6034-TP-2016	Kamps, Inc.	MSW	Trans	\$0.00	Not Applicable	No
Mecklenburg	6037-TP-2020	Greenway Recycling of North Meck, LLC	LCID	TP	\$0.00	Not Applicable	No
Mecklenburg	6038-TRANSFER-2020	South Charlotte Transfer Station	CD	TP	\$76.00	Not Applicable	Yes
Montgomery	6202MRF-MWP-	Uwharrie Environmental MRF	MSW	Trans	\$63.00	Yes	No
Montgomery	6204-MSWLF-1995	Uwharrie Env. Reg. Landfill	MSW	MatRecovery	\$154.36	Not Applicable	No
Montgomery	6204-TP-2011	Uwharrie T&P Facility	MSW	LF	\$62.46	Yes	No
Moore	6301-CDLF-1992	Moore County C&D Landfill	YW	TP	\$52.00	Not Applicable	No
Moore	6301-TP-2013	Moore County Yard Waste Collection Units	CD	LF	\$64.00	Yes	Yes
Moore	6302-TRANSFER-1994	Uwharrie Env Inc/Moore Cty Transfer Station	YW	TP	\$35.00	No	Yes
Nash	6403-CDLF-2000	Nash County C&D Landfill	MSW	Trans	\$58.81	No	Yes
Nash	6405T-TRANSFER-2001	Rocky Mount, City of Transfer Station #2	CD	LF	\$58.00	Yes	No
New Hanover	6504-MSWLF-2017	New Hanover County Landfill	MSW	Trans	\$71.75	No	No
New Hanover	6504-MWP-2016	New Hanover County Materials Recovery & Recy	MSW	LF	\$52.00	Yes	No
New Hanover	6511-TP-	American Property Experts	CD	MatRecovery	\$52.00	Yes	No
Onslow	6708-MSWLF-1997	Camp Lejeune MSW Landfill	LCID	TP	\$0.00	Not Applicable	Yes
Onslow	6709-MSWLF-1997	Onslow County Subtitle D Landfill	MSW	LF	\$0.00	No	No
Onslow	6712-TRANSFER-2016	Folkstone C&D Recycling Collection/Transfer Sta	MSW	LF	\$57.00	Yes	No
Orange	6804-CDLF-2005	Orange County CDLF	CD	Trans	\$69.00	Yes	No
Pamlico	6903T-TRANSFER-1993	Pamlico County Transfer Station	CD	LF	\$42.00	Yes	No

County	Permit Number	Permit Name	Facility	Type	Tipping Fee	Fee Incl Tax	Tip Fee Schedule Included
Pasquotank	7002-CDLF-1996	Pasquotank County C&D Landfill	MSW	Trans	\$52.50	No	Yes
Pasquotank	7003T-TRANSFER-1994	Pasquotank County Transfer Station	CD	LF	\$80.00	Yes	No
Pender	7103T-TRANSFER-1990	Pender County Transfer Station	MSW	Trans	\$80.00	Yes	No
Perquimans	7202T-TRANSFER-1995	Perquimans-Chowan-Gates Transfer	MSW	Trans	\$78.00	Yes	No
Person	7304-MSWLF-1997	Upper Piedmont Regional Landfill	MSW	Trans	\$88.00	Yes	No
Person	7306-TIRECOLL-2014	Person County Recycling Center	MSW	LF	\$46.64	No	No
Pitt	7404-TP-2016	Pitt County Materials Recovery & Recycling Facil	Tire	Collection	\$0.00		No
Pitt	7404-TRANSFER-1996	Pitt County Transfer Station (formerly 7404T-MV	CD	MatRecovery	\$45.00	Yes	Yes
Pitt	7406T-TRANSFER-2001	EJE Recycling Transfer Station	MSW	Trans	\$50.00	Yes	No
Pitt	7407-CDLF-2009	C & D Landfill Inc	MSW	Trans	\$67.00	Yes	No
Polk	7504T-TRANSFER-2005	Polk County Transfer Station	CD	LF	\$45.00	Yes	No
Randolph	7605T-TRANSFER-2002	Asheboro, City of Recycling/SW Transfer Station	MSW	Trans	\$60.00	Yes	No
Randolph	7606-CDLF-2021	Wall Recycling CDLF	MSW	Trans	\$38.00	Yes	No
Randolph	7606-TP-2021	Wall Recycling Facility	CD	LF	\$39.29	No	No
Randolph	7607-MSWLF-2015	Great Oak Landfill	CD	TP	\$39.29	No	No
Richmond	7703-TP-2023	Richmond County Treatment & Process Unit	MSW	LF	\$41.08	No	No
Richmond	7703T-TRANSFER-1994	Richmond County Transfer Facility	YW	TP	\$34.00	Not Applicable	No
Robeson	7803-CDLF-1997	Robeson County CDLF	MSW	Trans	\$63.00	No	No
Robeson	7803-MSWLF-1997	Robeson County Landfill	CD	LF	\$33.50	Yes	No
Rockingham	7902T-TRANSFER-1991	Reidsville, City of Transfer Facility	MSW	LF	\$43.50	Yes	No
Rockingham	7903T-TRANSFER-1991	Eden, City of Transfer Station	MSW	Trans	\$38.00	No	No
Rockingham	7904-MSWLF-1995	Rockingham County Landfill	MSW	Trans	\$38.00	Yes	No
Rowan	8003-MSWLF-1988	Rowan County Landfill	MSW	LF	\$38.00	No	No
Rowan	8004T-TRANSFER-1995	East Spencer Waste Transfer Facility	MSW	LF	\$0.00	Yes	Yes
Rutherford	8103-CDLF-2002	Rutherford County C&D	MSW	Trans	\$58.62	Yes	No
Rutherford	8104T-TRANSFER-1998	Rutherford County Transfer Station	CD	LF	\$63.00	Yes	No
Sampson	8202-CDLF-1996	Sampson County Disposal, LLC	MSW	Trans	\$74.00	Yes	No
Sampson	8202-MSWLF-2000	Sampson County Disposal, LLC	CD	LF	\$58.56	Yes	No
Scotland	8301-CDLF-1997	Scotland County CDLF	MSW	LF	\$58.56	Yes	No
Scotland	8302T-TRANSFER-1997	Scotland County Transfer Station	CD	LF	\$47.75	Yes	No
Scotland	8303-TP-2021	Laurinburg, City of T&P-Air Curtain Incinerator-B	MSW	Trans	\$62.75	Yes	No
Stanly	8401-CDLF-1997	Albemarle, City of CDLF	YW	TP	\$0.00	Not Applicable	No
Stanly	8401-MSWLF-1999	Albemarle, City of Landfill	CD	LF	\$44.00	Yes	No
Surry	8606-MSWLF-1998	Surry County MSWLF	MSW	LF	\$44.00	Yes	No
Surry	8607-TIRETP-2013	New River Tire Recycling, LLC	MSW	LF	\$47.00	Yes	No
Swain	8702T-TRANSFER-	Swain County Transfer Facility	Tire	TP	\$125.00		No
Transylvania	8807-MSWLF-1990	Transylvania County Landfill	MSW	Trans	\$2.00	Yes	Yes
Transylvania	8810-TP-2022	Wood Recyclers T&P Facility	MSW	LF	\$62.00	Yes	No
Transylvania	8811-TRANSFER-2022	Fisher C&D Transfer Station	LCID	TP	\$0.00	Not Applicable	Yes
Union	9001-CDLF-2022	Union County C&D	CD	Trans	\$65.00	No	No
Union	9001-CDLF-1998	Union County C&D	CD	LF	\$41.00	Yes	No

County	Permit Number	Permit Name	Facility	Type	Tipping Fee	Fee Incl Tax	Tip Fee Schedule Included
Union	9005T-TRANSFER-1999	Union County Transfer Station	CD	LF	\$41.00	Yes	No
Union	9014-TRANSFER-2014	Waste Connections Monroe Transfer Station	MSW	Trans	\$47.00	No	No
Vance	9102T-TRANSFER-1997	Vance County Transfer Station	MSW	Trans	\$57.00	Yes	No
Wake	9211T-TRANSFER-1990	Cary, Town of Transfer Station	MSW	Trans	\$64.24	Yes	No
Wake	9215T-TRANSFER-1994	Waste Management Of Raleigh/Durham Transfe	MSW	Trans	\$0.00	No	No
Wake	9217-TRANSFER-1994	WI Garner Transfer Station	MSW	Trans	\$70.85	No	No
Wake	9221T-TRANSFER-1997	South Wake Transfer Station	MSW	Trans	\$47.25	Not Applicable	No
Wake	9222-MSWLF-2008	Wake County South Wake MSWLF	MSW	Trans	\$0.00	Not Applicable	No
Wake	9223TP-TP-	Buffaloe LCID Landfill & Wood Recycling Facility	MSW	LF	\$37.00	Yes	No
Wake	9224-MWP-2012	Wake Reclamation, LLC	LCID	TP	\$0.00	Not Applicable	Yes
Wake	9226-CDLF-2020	Shotwell Landfill, Inc	CD	TP	\$0.00	Not Applicable	No
Wake	9227T-TRANSFER-2012	Raleigh Transfer Station	CD	LF	\$45.13	Yes	No
Wake	9228-CDLF-2001	Red Rock Disposal C&D Landfill	CD	Trans	\$0.00	No	Yes
Wake	9230-CDLF-2014	Greenway Waste Solutions of Apex, LLC	CD	LF	\$55.00	Yes	No
Wake	9231-CDLF-2012	Brownfield Road C&D Landfill	CD	LF	\$43.50	Yes	Yes
Wake	9233T-TRANSFER-2008	Raleigh, City of East Wake Transfer Station	CD	LF	\$66.00	Yes	No
Wake	9234-TRANSFER-2012	Durant Road Transfer Station	MSW	Trans	\$49.00	Yes	No
Wake	9237T-TRANSFER-2020	Capitol Waste Transfer, LLC	CD	Trans	\$80.33	Yes	No
Wake	9240-MWP-2017	Apex - Wall Recycling, LLC	CD	Trans	\$59.10	Yes	No
Wake	9241-TRANSFER-2020	Morrisville Transfer Station, LLC	CD	MatRecovery	\$42.00	Not Applicable	Yes
Wake	9242-MWP-2020	Wall Recycling - Garner Road	MSW	Trans	\$45.14	Yes	No
Wake	9242-TRANSFER-2020	Wall Recycling - Garner Road	CD	MatRecovery	\$42.00	Not Applicable	Yes
Warren	9302T-TRANSFER-1995	Warren County Transfer Station	MSW	Trans	\$50.00	No	Yes
Washington	9404-CDLF-1996	Washington County C&D Landfill	MSW	Trans	\$67.00	Yes	Yes
Watauga	9503T-TRANSFER-1996	Watauga Co Transfer Facility	CD	LF	\$60.00	Yes	No
Wayne	9601-CDLF-1997	Wayne County CDLF	MSW	Trans	\$59.00	Yes	No
Wayne	9606-MSWLF-1998	Wayne County Landfill	CD	LF	\$40.00	No	No
Wayne	9607T-TRANSFER-1997	Goldsboro, City of Transfer Station	MSW	LF	\$40.00	Yes	No
Wilkes	9704-MSWLF-1993	Wilkes County MSWLF	MSW	Trans	\$0.00	Not Applicable	No
Wilson	9808T-TRANSFER-2000	Black Creek Road Transfer Station	MSW	LF	\$45.00	Yes	Yes
Wilson	9809-CDLF-2004	Wilson County Westside C&D Landfill (Area 1)	MSW	Trans	\$68.00	Yes	No
Yadkin	9903T-TRANSFER-1994	Yadkin County Transfer Facility	CD	LF	\$42.00	Yes	No
Yancey	10003T-TRANSFER-1995	Yancey-Mitchell Transfer Station	MSW	Trans	\$70.00	No	No
Yadkin	9903T-TRANSFER-1994	Yadkin County Transfer Facility	MSW	Trans	\$70.00	No	

## **Appendix O**

### **Transfer and Mixed Waste Processing Facilities FY 2023-24**

North Carolina Department of Environmental Quality  
Division of Waste Management

**Transfer and Mixed Waste Processing Facilities, FY 2023-2024**

Permit #	Facility	2023-2024	Disposal Destination	Permit #
0202T-TRANSFER-1998	Alexander County Transfer Station	23,917	Foothills Environmental Landfill	1403-MSWLF-1998
0303T-TRANSFER-1994	Alleghany County Transfer Facility	12,094	Foothills Environmental Landfill	1403-MSWLF-1998
0603-TRANSFER-	Avery County Transfer Station	20,671	EcoSafe Systems, LLC	U0118-MSWLF-
0703T-TRANSFER-2012	Beaufort Transfer Station	36,339	East Carolina Regional Landfill	0803-MSWLF-1993
0904T-TRANSFER-1995	Bladen County Transfer Station	23,631	Sampson County Disposal, LLC	8202-MSWLF-2000
10003T-TRANSFER-1995	Yancey-Mitchell Transfer Station	31,865	EcoSafe Systems, LLC	U0118-MSWLF-
1010T-TRANSFER-1997	Brunswick County Transfer Station	196,704	Sampson County Disposal, LLC	8202-MSWLF-2000
1104-TRANSFER-1993	Waste Management Of Asheville	55,775	Haywood Co White Oak Landfill	4407-MSWLF-1993
1104-TRANSFER-1993	Waste Management Of Asheville	33,534	Foothills Environmental Landfill	1403-MSWLF-1998
1104-TRANSFER-1993	Waste Management Of Asheville	12,935	Union Upstate Regional	U0048-MSWLF-
1108T-TRANSFER-1996	Buncombe County Transfer Station	128,326	Buncombe County MSW Landfill	1107-MSW-1996
1108T-TRANSFER-1996	Buncombe County Transfer Station	31,385	Buncombe County C&D Unit	1107-CDLF-1998
1205T-TRANSFER-1998	Burke County Transfer Facility	61,367	Foothills Environmental Landfill	1403-MSWLF-1998
1604-TRANSFER-1993	Coastal Regional Solid Waste Management Author	119,229	CRSWMA - Long Term Regional Landfill	2509-MSWLF-1999
1805-TRANSFER-2001	GDS Recycling Services	668	Blackburn Resource Recovery Facility	1803-MSWLF-1997
1808T-TRANSFER-	Hickory, City of Transfer Station	22,543	Blackburn Resource Recovery Facility	1803-MSW-1997
1912-TP-2022	Triad Transfer Station	19,800	Tri-Corners C&D Landfill	0105-CDLF-2024
1912-TP-2022	Triad Transfer Station	7,870	Shotwell Landfill, Inc	9226-CDLF-2020
2101T-TRANSFER-2001	Edenton, Town of Transfer Station	3,266	East Carolina Regional Landfill	0803-MSWLF-1993
2202T-TRANSFER-1997	Clay County Transfer Station	5,761	R & B Landfill GA	U0038-MSWLF-
2403T-TRANSFER-1997	Columbus County Transfer Station	32,723	Sampson County Disposal, LLC	8202-MSWLF-2000
2404-TRANSFER-2020	Big D T&P Facility	4,406	Sandlands C&D Landfill	U0105-CDLF-
2510T-TRANSFER-1997	Cherry Point Transfer Station	2,550	CRSWMA - Long Term Regional Landfill	2509-MSWLF-1999
2609-TRANSFER-	Fayetteville, City of Transfer Station	177,968	Sampson County Disposal, LLC	8202-MSWLF-2000
2703T-TRANSFER-1996	Currituck County Transfer Station	31,705	East Carolina Regional Landfill	0803-MSWLF-1993
2703T-TRANSFER-1996	Currituck County Transfer Station	1,774	Soundside Recycling & Materials	2705-TRANSFER 2011
2705T-TRANSFER-2011	Soundside C&D Waste Transfer & Recycling Cent	6,339	Atlantic Waste Disposal Inc	U0039-MSWLF-
2706-TRANSFER-2013	Bay Disposal, LLC	27,672	Hampton Roads Recovery Center VA #603	U0117-CDLF-

## Transfer and Mixed Waste Processing Facilities, FY 2023-2024

Permit #	Facility	2023-2024	Disposal Destination	Permit #
2805T-TRANSFER-	Dare County Transfer Station	55,645	East Carolina Regional Landfill	0803-MSWLF-1993
3103-TRANSFER-2007	Duplin County Transfer Station	40,319	Sampson County Disposal LLC	8202-MSWLF-2000
3212-TRANSFER-2014	Durham, City of Transfer Station	146,175	Sampson County Disposal LLC	8202-MSWLF-2000
3214T-TRANSFER-2001	Stone Park Court Transfer Station	158,982	Sampson County Disposal, LLC	8202-MSWLF-2000
3214T-TRANSFER-2001	Stone Park Court Transfer Station	21,799	Red Rock Disposal C&D Landfill	9228-CDLF-2001
3215-MWP-2020	Wall Recycling - Hoover Road	92,976	Red Rock Disposal C&D Landfill	9228-CDLF-2001
3215-MWP-2020	Wall Recycling - Hoover Road	20,672	Brownfield Road C&D Landfill	9231-CDLF-2012
3215-TRANSFER-2020	Wall Recycling - Hoover Road	23,340	Upper Piedmont Regional Landfill	7304-MSWLF-1997
3215-TRANSFER-2020	Wall Recycling - Hoover Road	379	Sampson County Disposal, LLC	8202-MSWLF-2000
3215-TRANSFER-2020	Wall Recycling - Hoover Road	60	Wake County South Wake MSWLF	9222-MSWLF-2008
3302T-TRANSFER-1998	Edgecombe County Transfer Station	22,592	East Carolina Regional Landfill	0803-MSWLF-1993
3416T-TRANSFER-	Overdale Road Transfer Station	124,279	Uwharrie Env. Reg. Landfill	6204-MSWLF-1995
3416T-TRANSFER-	Overdale Road Transfer Station	47,036	Great Oak Landfill	7607-MSWLF-2015
3424-TP-2010	Abbey Green Transfer Station	56,617	WI High Point Landfill, LLC	4116-CDLF-2012
3424-TP-2010	Abbey Green Transfer Station	3,160	Hanes Mill Road Landfill	3402-MSWLF-1997
3424-TP-2010	Abbey Green Transfer Station	1,139	High Point, City of Kersey Valley Landfill	4104-MSWLF-1991
3424-TRANSFER-2020	Abbey Green Transfer Station	56,617	WI High Point Landfill, LLC	4116-CDLF-2012
3424-TRANSFER-2020	Abbey Green Transfer Station	3,160	Hanes Mill Road Landfill	3402-MSWLF-1997
3424-TRANSFER-2020	Abbey Green Transfer Station	1,139	High Point, City of Kersey Valley Landfill	4104-MSWLF-1991
3503-TRANSFER-	Franklin County Transfer Station	48,522	Upper Piedmont Regional Landfill	7304-MSWLF-1997
3505-MWP-2020	Wall Recycling	26,230	Brownfield Road C&D Landfill	9231-CDLF-2012
3608-TRANSFER-1993	Waste Management Of Carolinas	54,890	Richland Landfill, Inc. [Screaming Eagle]	U0050-MSWLF-
3803-TRANSFER-	Graham County Transfer Station	7,214	Pine Bluff Landfill	U0033-MSWLF-
4118T-TRANSFER-	Bishop Road Transfer Station	180,685	Uwharrie Env Reg Landfill	6204-MSWLF-1995
4120T-TRANSFER-	Greensboro, City of Transfer Station	224,871	Great Oak Landfill	7607-MSWLF-2015
4122T-TRANSFER-2012	Burnt Poplar Transfer Station	59,218	Uwharrie Env. Reg. Landfill	6204-MSWLF-1995
4122T-TRANSFER-2012	Burnt Poplar Transfer Station	50	Great Oak Landfill	7607-MSWLF-2015
4122T-TRANSFER-2012	Burnt Poplar Transfer Station	22	Sampson County Disposal, LLC	8202-MSWLF-2000
4204-TRANSFER-2013	Halifax County Landfill	19,170	Atlantic Waste Disposal Inc VA	U0039-MSWLF-
4205T-TRANSFER-1997	Weldon, Town of Transfer Facility	60,804	Sampson County Disposal LLC	8202-MSWLF-2000

## Transfer and Mixed Waste Processing Facilities, FY 2023-2024

Permit #	Facility	2023-2024	Disposal Destination	Permit #
4307T-TRANSFER-1997	Harnett County Transfer Station	42,035	Sampson County Disposal LLC	8202-MSWLF-2000
4309T-TRANSFER-	Anderson Creek Transfer Station	27,846	Sampson County Disposal, LLC	8202-MSWLF-2000
4408-MWP-	Haywood County MWP Facility	22,017	Haywood Co White Oak Landfill	4407-MSWLF-1993
4504T-TRANSFER-1998	Henderson County Transfer Facility	122,438	Union Upstate Regional	U0048-MSWLF-
4508-TP-2020	Garbage Pal, LLC	28,534	WCA Shiloh C&D Landfill	U0101-CDLF-
4508-TP-2020	Garbage Pal, LLC	1,444	Enterprise Material Handling	U0129- CDLF-
4602T-TRANSFER-1995	Hertford County Transfer Station	4,235	East Carolina Regional Landfill	0803-MSWLF-1993
4702-TRANSFER-1994	Hoke County Transfer Station	46,390	Sampson County Disposal, LLC	8202-MSWLF-2000
4904T-TRANSFER-1998	Iredell County Transfer Station	64,635	Iredell County Sanitary LF	4903-MSWLF-1993
5003T-TRANSFER-	Jackson County Scott Creek Transfer Station	19,846	Haywood Co White Oak Landfill	4407-MSWLF-1993
5003T-TRANSFER-	Jackson County Scott Creek Transfer Station	19,012	R&B Landfill	U0038-MSWLF-
5202-TP-2012	Maysville Recycling and Recovery	38,870	The Maysville Construction and Demolition L	5203-CDLF-2013
5202-TP-2012	Maysville Recycling and Recovery	5	CRSWMA - Long Term Regional Landfill	2509-MSWLF-1999
5304T-TRANSFER-1993	Waste Man. - Lee Co. Transfer Station	28,957	Great Oak Landfill	7607-MSWLF-2015
5305-TRANSFER-2013	Sanford Transfer Station	58,368	Sampson County Disposal, LLC	8202-MSWLF-2000
5405T-TRANSFER-1998	Lenoir County Transfer Facility	31,760	East Carolina Regional Landfill	0803-MSWLF-1993
5408-TRANSFER-2014	Deep Run Transfer Station	30,095	Sampson County Disposal, LLC	8202-MSWLF-2000
5704T-TRANSFER-2008	Highlands Transfer Station	11,748	MACON COUNTY LANDFILL	5703-MSWLF-1992
5803T-TRANSFER-2002	Madison County Transfer	10,609	GFL Environmental	U0051-MSWLF
6029-TRANSFER-2012	O'Leary Resource Recovery Center	45,128	Anson Landfill	0403-MSWLF-2010
6029-TRANSFER-2012	O'Leary Resource Recovery Center	570	BFI-Charlotte Mtr Speedway Landfill V	1304-MSWLF-1992
6029-TRANSFER-2012	O'Leary Resource Recovery Center	63	Richland Landfill, Inc.	U0050-MSWLF-
6029-TRANSFER-2012	O'Leary Resource Recovery Center	22	Great Oaks Landfill	7607-MSWLF-2015
6037-TP-2020	Greenway Recycling of North Meck, LLC	24,708	Highway 49 C&D Landfill & Recycling Green	1306-CDLF-2000
6037-TP-2020	Greenway Recycling of North Meck, LLC	21,006	Mining Road Landfill	U0128-CDLF-
6038-TRANSFER-2020	South Charlotte Transfer Station	183,577	Anson Landfill	0403-MSWLF-2010
6302-TRANSFER-1994	Uwharrie Env Inc/Moore Cty Transfer Station	56,031	Uwharrie Env. Reg. Landfill	6204-MSWLF-1995
6405T-TRANSFER-2001	Rocky Mount, City of Transfer Station #2	80,179	East Carolina Regional Landfill	0803-MSWLF-1993
6504-MWP-2016	New Hanover County Materials Recovery & Recy	1,365	New Hanover County Landfill	6504-MSWLF-2017
6903T-TRANSFER-1993	Pamlico County Transfer Station	20,280	CRSWMA - Long Term Regional Landfill	2509-MSWLF-1999



### Transfer and Mixed Waste Processing Facilities, FY 2023-2024

Permit #	Facility	2023-2024	Disposal Destination	Permit #
7003T-TRANSFER-1994	Pasquotank County Transfer Station	29,862	Atlantic Waste Disposal Inc	U0039-MSWLF-
7103T-TRANSFER-1990	Pender County Transfer Station	34,228	Sampson County Disposal, LLC	8202-MSWLF-2000
7202T-TRANSFER-1995	Perquimans-Chowan-Gates Transfer	23,663	East Carolina Regional Landfill	0803-MSWLF-1993
7404-TP-2016	Pitt County Materials Recovery & Recycling Facilit	26,870	C & D Landfill Inc	7407-CDLF-2009
7404-TRANSFER-1996	Pitt County Transfer Station (formerly 7404T-M	121,049	East Carolina Regional Landfill	0803-MSWLF-1993
7406T-TRANSFER-2001	EJE Recycling Transfer Station	25,449	Sampson County Disposal, LLC	8202-MSWLF-2000
7504T-TRANSFER-2005	Polk County Transfer Station	26,042	Union Upstate Regional	U0048-MSWLF-
7605T-TRANSFER-2002	Asheboro, City of Recycling/SW Transfer Station	14,944	Great Oak Landfill	7607-MSWLF-2015
7703T-TRANSFER-1994	Richmond County Transfer Facility	40,039	Uwharrie Env. Reg Landfill	6204-MSWLF-1995
7902T-TRANSFER-1991	Reidsville, City of Transfer Facility	6,619	Rockingham County Landfill	7904-MSWLF-1995
7903T-TRANSFER-1991	Eden, City of Transfer Station	6,488	Rockingham County Landfill	7904-MSWLF-1995
8004T-TRANSFER-1995	East Spencer Waste Transfer Facility	38,525	GREAT OAK LANDFILL	7607-MSWLF-2015
8104T-TRANSFER-1998	Rutherford County Transfer Station	46,188	Foothills Environmental Landfill	1403-MSWLF-1998
8302T-TRANSFER-1997	Scotland County Transfer Station	18,367	Uwharrie Env. Reg. Landfill	6204-MSWLF-1995
8702T-TRANSFER-	Swain County Transfer Facility	9,470	R&B Landfill	U0038-MSWLF-
8811-TRANSFER-2022	Fisher C&D Transfer Station	8,069	Enterprise Material Handling	U0129-CDLF-
9005T-TRANSFER-1999	Union County Transfer Station	165,740	Anson Landfill	0403-MSWLF-2010
9014-TRANSFER-2014	Waste Connections Monroe Transfer Station	96,716	Anson Landfill	0403-MSWLF-2010
9102T-TRANSFER-1997	Vance County Transfer Station	50,505	Upper Piedmont Landfill	7304-MSWLF-1997
9211T-TRANSFER-1990	Cary, Town of Transfer Station	10,468	McGill - Merry Oaks Compost Facility	1906-COMPOST-2020
9211T-TRANSFER-1990	Cary, Town of Transfer Station	7,380	Dean Brooks Farm	1905-COMPOST-
9211T-TRANSFER-1990	Cary, Town of Transfer Station	1,467	Wake County South Wake MSWLF	9222-MSWLF-2008
9215T-TRANSFER-1994	Waste Management Of Raleigh/Durham Transfer	60,414	Great Oak Landfill	7607-MSWLF-2015
9217-TRANSFER-1994	WI Garner Transfer Station	59,898	Sampson County Disposal, LLC	8202-MWFL-2000
9221T-TRANSFER-1997	South Wake Transfer Station	526	Wake County South Wake MSWLF	9222-MSWLF-2008
9227T-TRANSFER-2012	Raleigh Transfer Station	55,589	Upper Piedmont Regional Landfiill	7304-MSWLF-1997
9233T-TRANSFER-2008	Raleigh, City of East Wake Transfer Station	323,569	Wake County South Wake MSWLF	9222-MSWLF-2008
9234-TRANSFER-2012	Durant Road Transfer Station	40,961	Brownfield Road C&D Landfill	9231-CDLF-2012
9237T-TRANSFER-2020	Capitol Waste Transfer, LLC	29,839	Shotwell Landfill	9226-CDLF-2020
9241-TRANSFER-2020	Morrisville Transfer Station, LLC	70,439	Shotwell Landfill	9226-CDLF-2020

## Transfer and Mixed Waste Processing Facilities, FY 2023-2024

Permit #	Facility	2023-2024	Disposal Destination	Permit #
9241-TRANSFER-2020	Morrisville Transfer Station, LLC	23,988	Upper Piedmont Regional Landfill	7304-MSWLF-1997
9241-TRANSFER-2020	Morrisville Transfer Station, LLC	18,883	Disposal & Recycling Services of Lunenburg	U0127-MSWLF-
9242-MWP-2020	Wall Recycling - Garner Road	130,406	Brownfield Road C&D Landfill	9231-CDLF-2012
9242-MWP-2020	Wall Recycling - Garner Road	6,612	Red Rock Disposal C&D Landfill	9228-CDLF-2001
9242-TRANSFER-2020	Wall Recycling - Garner Road	53,374	Upper Piedmont Regional Landfill	7304-MSWLF-1997
9242-TRANSFER-2020	Wall Recycling - Garner Road	3,804	Sampson County Disposal, LLC	8202-MSWLF-2000
9242-TRANSFER-2020	Wall Recycling - Garner Road	2,105	Wake County South Wake MSWLF	9222-MSWLF-2008
9302T-TRANSFER-1995	Warren County Transfer Station	7,840	Brunswick Waste Management	U0024-MSWLF-
9503T-TRANSFER-1996	Watauga Co Transfer Facility	50,776	EcoSafe Systems, LLC	U0118-MSWLF-
9503T-TRANSFER-1996	Watauga Co Transfer Facility	1,814	Foothills Environmental Landfill	1403-MSWLF-1998
9607T-TRANSFER-1997	Goldsboro, City of Transfer Station	13,147	Wayne County Landfill	9606-MSWLF-1998
9808T-TRANSFER-2000	Black Creek Road Transfer Station	124,619	Sampson County Landfill	8202-MSWLF-2000
9903T-TRANSFER-1994	Yadkin County Transfer Facility	29,153	Foothills Environmental Landfill	1403-MSWLF-1998
U0045-TRANS-	Fort Mill Transfer Station SC #453323-6001	196,844	BFI - Charlotte Mtr Speedway Landfill V	1304-MSWLF-1992
U0045-TRANS-	Fort Mill Transfer Station SC #453323-6001	97	Lake Norman Landfill	5504-CDLF-1999
U0107-TRANS-	First Piedmont Corporation Ringgold Transfer Sta	28,749	Upper Piedmont Regional Landfill	7304-MSWLF-1997
<b>Total</b>		<b>5,873,946</b>		

Permit #'s beginning with "U" represent out-of-state facilities.

## **Appendix P**

### **Recycling and Solid Waste Management Report for Highway Construction, Maintenance Projects and Office Products**





# North Carolina Department of Transportation Materials and Tests Unit Resource Conservation Program



## INTRODUCTION

This report is a summary of the recycling and solid waste management efforts on highway construction and maintenance projects within the North Carolina Department of Transportation (NCDOT) for State Fiscal Year (FY) 2023 (July 1, 2023 - June 30, 2024) as required by NC General Statute (G.S.) 136-28.8(g) and G.S. 130A-309.14(3). These statutes mandate that the Department prepare an annual report on the amounts and types of recycled materials specified or used in construction and maintenance projects during the previous state fiscal year and review of bid procedures, respectively. The types of recycled materials incorporated into this report would routinely contribute to the consumer and industrial waste streams if not reused/recycled, compounding the problem of declining space in landfills, and resources.

Efforts to utilize recycled and solid waste materials are in response to the requirements of G.S. 136-28.8(b) which mandates the Department use recycled materials in highway projects, where possible. All applications of recycled materials are to be consistent with economic feasibility, applicable engineering, and environmental quality standards. In addition, the Department continues to comply with Chapter 136 of the General Statutes to encourage the purchase or use of reusable, refillable, repairable, more durable, and less toxic supplies, and products.

In addition to recycled/recyclable materials from Department construction and maintenance activities, this report also contains information regarding common recyclable items such as glass, plastics, aluminum cans, office paper, etc. that were previously reported separately. Requirements for the submission of this office and rest area data are required by G.S. 130A-309.07 through 309.14, G.S. 143-58.2(f), and Executive Order 156.

## BID PROCEDURE REVIEW

The Department continues to review bidding procedures and processes yearly to encourage the purchase and use of recycled and reusable products and practices in construction and maintenance projects. Section 104-13 of the NCDOT Standard Specifications for Roads and Structures encourages Contractors to not only use recycled or solid waste materials in their projects, but also allows them the opportunity to initiate and develop the use of recycled products and construction methods that promotes sustainability. Furthermore, the contractor is required to report the use of recycled materials by July 1<sup>st</sup> each year.

## DATA COLLECTION

All offices submitted data for this report via an online webform. The online [webform](#) is separated into two sections, one for the "construction and maintenance" data, and one for "DOT/DMV Offices and Rest Areas" data (formerly the "3R Report").

The totality of data included in this report comes from three separate sources:



## North Carolina Department of Transportation Materials and Tests Unit Resource Conservation Program



1. HiCAMS (Highway Construction and Materials System) database,
2. Various NCDOT Offices (entered in a SharePoint form), and
3. NCDOT Roadside Environmental Unit's Litter Cleanup Programs

The data reported in Table 1 from HiCAMS is denoted by an asterisk (\*). HiCAMS is NCDOT's main repository of project and material level information. The HiCAMS information, however, is not conclusive, as many county maintenance project materials are not included. NCDOT Standard Specification Section 104-13 states that contractors are to report the quantities of reused or recycled materials for each contract and any practice that minimized the environmental impacts by July 1<sup>st</sup> each year, but the reporting response rate remains low.

The data reported in Table 1 are all rounded down to the nearest whole number for each item. Several important points regarding data collection need to be made for clarification and consistency purposes:

1. Reclaimed Asphalt Pavement (RAP) quantities and Reclaimed Asphalt Shingles (RAS) quantities are being reported as one item. This is necessary since changes were made to NCDOT's HiCAMS database that now require the combined reporting of these two constituents.
2. The glass beads (Section 5) contained in pavement markings can come from recycled sources, however the exact percentage and quantity is not completely known. Therefore, the entire quantity of glass beads is currently listed as a recycled/recyclable product.
3. The Plastics section (Section 6) includes products that contain recycled components and products that could be recycled in the future. The plastic pipe component is composed of all dimensions and compositions of plastic pipe. The exact amount of recycled plastic and recyclable plastic cannot be determined given the limited amount of data present. Therefore, all plastic pipe types and sizes were combined in a single category.
4. The Metals section (Section 8) is presumed to be composed of steel. However, various grades and types of steels are included, and our office cannot verify that this section does not include other metals such as Aluminum. Furthermore, the materials listed do not specify a recycled content amount. The materials are included as a product that will be, or could be recycled in the future, and one that contains an unknown quantity of recycled metals presently. It is therefore included as both a recyclable product and a recycled product.
5. Scrap metal is listed as one line item in Section 8; some of the scraps are presumed to be recycled guardrail, sheet piles, and pipes, but their individual quantities cannot be determined at this time.



## North Carolina Department of Transportation Materials and Tests Unit Resource Conservation Program



**Table 1: NCDOT Recycled Products & Solid Waste Utilization in Construction & Maintenance Projects**

Product Category / Description	Quantity	Unit of Measure
<b>1-Asphalt:</b>		
Reclaimed Asphalt Pavement (RAP)	2,042,976*	Tons
Reclaimed Asphalt Shingles (RAS)		
<b>2-Organics:</b>		
Mulch (wood)	3,380	Cubic Yards
Mulch (hydromulch)	84	Bales
Earth/Soil Fill (not for compost)	19,567	Tons
Vegetative Debris (not for compost)	364	Tons
Silt Fence Posts	2,420	Each
Scrap Wood/Lumber/Piles/Posts	475	Tons
Wood Pallets	0	Each
Sign Posts	3,040	Each
<b>3-Coal Combustion Products:</b>		
Fly Ash	23,536*	Tons
<b>4-Concrete:</b>		
Recycled Concrete	772,939	Tons
<b>5-Glass:</b>		
Glass Beads	12,615^	Tons
<b>6-Plastics:</b>		
Plastic Guardrail Offset Blocks	294,725*	Each
Plastic Pipe (All Types and Sizes)	159,884*	Linear Feet
Type III Barricades	36,098*	Linear Feet
<b>7-Rubber:</b>		
Tire Sidewalls	88,841^	Each
Miscellaneous Rubber	0	Tons
<b>8-Metals:</b>		
Steel Beams	336	Each
Signal Heads	512	Each
Scrap Metal	871	Tons
Cable Guiderail	648,578^	Linear Feet
Guardrail	399,888^	Linear Feet
Signposts	39,620	Each
Signs	19	Tons
Sheet Piles	21.45	Tons
<b>9-Other:</b>		
Commingled Items	300	Tons

(\*) Data pulled from HiCAMS as of 9/9/2024

(^) Data pulled from HiCAMS and combined with data reported by NCDOT field offices on 9/9/2024

The data reported in Table 2 are all rounded down to the nearest whole number for each item. Several offices and rest areas report their recycling report data as commingled recycling. As such, it is not possible to determine the quantities of each constituent material, and therefore a “commingled” product line is listed in Table 2.



## North Carolina Department of Transportation Materials and Tests Unit Resource Conservation Program



**Table 2: NCDOT Recycled Materials from NCDOT Offices and Rest Areas  
(formerly the “3R Report” data)**

Product Category	Quantity	Unit of Measure
Office Paper	57,936	Pounds
Aluminum Cans	10,476	Pounds
Plastic - Soda/Drink Bottles	33,789	Pounds
Plastic - Other than Bottles	7,696	Pounds
Glass Bottles	7,294	Pounds
Cardboard	58,818	Pounds
Fluorescent Light Bulbs	142	Each
Appliances (Various)	12	Each
Toner Cartridges	498	Each
Petroleum Products	16,338	Gallons
Pesticide Containers	1,154	Each
Batteries	68,592	Pounds
Commingled Recycling	56,719	Pounds

The total weight of office and rest area recycling is 425,652 pounds. This total does not include items for which the unit of measure for a recycled item was listed as each or gallon. Table 3 contains the reported recycling data from the NCDOT Roadside Environmental Unit’s various litter cleanup programs.

**Table 3: Comingled Recycling from NCDOT Roadside Environmental Unit’s Litter  
Cleanup Programs**

REU Program	Quantity (lbs.)
Adopt-A-Highway	91,710
Contracted Removal	349,500
NCDOT Personnel	18,615
Sponsor-A-Highway	228,060
Other	1,140
<b>Total</b>	<b>689,025</b>



## **Appendix Q**

### **Department of Administration Environmentally Preferred Purchasing**

## Fiscal Year 2024 Waste Reduction Report

### Introduction

In accordance with the requirements outlined by G.S. 130A-309.14(a)(1) and 130A-309.14(a)(3), the Department of Administration, Division of Purchase & Contract, submits the following report. This report serves as the annual detailed description of our agency's diligent review and revision of solicitation procedures, as well as the procurement and utilization of sustainable supplies and products. As legislation mandates, this submission is directed towards the Department of Environmental Quality, underscoring our commitment to transparent and responsible environmental stewardship.

### Purpose Statement

This report provides a comprehensive overview of our agency's sustainable procurement program, embedded within the procurement practices and functional subsections of the Division of Purchase and Contract (P&C) of the Department of Administration. P&C facilitates by adopting sustainable business practices in procurement policies, and decisions where possible.

### Strategic Sourcing Initiatives

The Strategic Sourcing subsection supports the following initiatives.

#### Statewide Term Contracts (STC)

Through a systematic review of solicitation procedures, purchase orders, and Statewide Term Contracts (STCs), we aim to mitigate our environmental footprint while effectively fulfilling our organizational mandates by prioritizing reusable, refillable, repairable, more durable, and less toxic supplies and products and their conscientious use. This report underscores our dedication to fostering a culture of sustainability and accountability within our operations, aligning with broader state objectives for environmental conservation and resource efficiency.

The data in this report depicts our usage of recyclable/sustainable electronic procurement transactions within NC eProcurement systems by indicators used by state agencies, community colleges, universities, and select local governments.

P&C's Statewide Term Contracts are procurement agreements established to streamline the process of purchasing goods and services. P&C continues to improve contracts by offering a wide range of sustainable and environmentally friendly products. Recycled content is encouraged pursuant to G.S. 143-58.2. The sustainable attributes of these Statewide Term Contracts are listed below in Table 1.

Table 1: Statewide Term Contract Sustainable Attributes

STC #	Statewide Term Contract	Sustainable Attributes
045A	Household Appliances	Offers appliances that include various recyclable components such as metal, plastic, glass and rubber hoses
050A	Preschool/Elementary Art Supplies & Accessories	Vendors follow sustainable practices for their shipping materials and offer GreenLeaf products
070E	35,000 & 50,000-70,000 GVWR Cab & Chassis Trucks	Vendors offers models that use: diesels with ultra-low sulfur or B20 fuel capability, option for a CNG/LPG-capable engine. Gas models' emissions are rated LEV II (low-emission vehicle), conventional cab trucks
070G	Utility, Transportation & Golf Vehicles & Related Accessories, Equipment, Parts and Services	Assortment of electric vehicles, all of which are quiet and release no emissions
1017A	Agricultural Chemicals	Items use recyclable containers, some of which are reusable or refillable. Packaging material such as corrugated boxes is also suitable for recycling. The manufacturing industry is heavily regulated, and these manufacturers also include sustainability efforts on their websites and marketing information.
1141B	Sanitary Paper Supplies	Offers selections that contain 20%- 50% Post-Consumer Recycled Content or 100% Recycled Content. Some products are GreenSeal Certified, EPA Compliant, and Chlorine Free
1412A	Office Paper	Offers selections that contain 20% -50% post-consumer recycled content and 100% Recycled Content, including paper, plastic, and recycled pens
150A	Walk-In Building Supplies, Carpentry Supplies, Home Improvement Supplies & Related Materials	Offers various recyclable products, plastic, glass, electric mowers, tubing, PFC
1510A	Motor Fleet Fuel Credit Card	Vendor supports government fleets in sustainability by allowing charges at EV charging sites and provides reporting on EV usage alongside traditional liquid fueling, giving a full view of usage
2510A	Fleet Vehicles	Offers various recyclable products, plastic, and glass.
2613A	Electric Vehicle Charging Station Equipment, Accessories, Installation and Infrastructure	Offers solar charging stations
3121A	Interior, Exterior and Traffic Paint	Interior paints are fume proof (non-toxic)
360A	Floor Covering and Installations Services	Recycled or recyclable content is required by the carpet covered within the nylon carpet specification
4110B	Basic Laboratory Supplies & Equipment	Repair warranty on defective products
4213A	Medical Products Distribution	Lamps may contain up to 65% recycled content, including glass and mercury. Lamp packaging that may contain 73% recycled content. Some of the lamps are low mercury (TCLP compliant), non-hazardous. Low flow plumbing fixtures are offered to reduce water consumption. Ballasts – electronic types are available that are up to 30% more energy efficient, last longer, support variable illumination and reduce electromagnetic radiation compared to the older magnetic ones. Electronic ballasts contain no PCBs and can be disposed in the trash. Reduced product shape and size (form factor) also minimizes packaging and metal enclosure requirements. LED Lighting – Contract consists of lamps for cove lighting, area lighting,

		<p>downlights, troffers, and wall packs employing LED illumination for energy savings. Packaging is 60% recycled materials. LED illumination uses 80% less energy than incandescent bulbs and lasts up to 25 times longer.</p> <p>Energy Saving Devices – Contract includes T8 size tubular fluorescent retrofit kits, LED exit signs, LED exit sign retrofit kits, occupancy/vacancy sensors, electronic dimmable ballasts, and controls.</p> <p>Products use LED illumination and dimmable ballasts for energy savings. T8 fluorescent lighting provides higher energy efficiency and less heat generation than older T12 lighting</p>
4217A	<b>Automated External Defibrillators (AED) and Accessories</b>	Defibrillators can be refurbished, and packaging materials can be recycled
4616A	<b>Traffic Control Devices</b>	Various recyclable components, metal, and brass materials used in options available
5213A	<b>Window Coverings &amp; Installation</b>	Options use renewable materials with low chemicals and particle emissions. Aluminum steel and plastic components are 100% recyclable. All packing material is 100% recyclable
5214A	<b>Kitchen Equipment &amp; Accessories</b>	Various recyclable components such as metal, plastic, glass, and rubber hoses
6010A	<b>Manikins, Accessories, Software &amp; Services</b>	Options composed of various recyclable components
7612A	<b>Document Destruction Services</b>	All shredded materials are recyclable and incorporated into other products
7612B	<b>Recycling Services for Electronic Equipment</b>	Recycle service for the collection, de-manufacturing, and recycling of computer monitors, televisions, desktop CPUs, laptop computers, printers, scanners, keyboards, and mice, copy machines, tablets, DVD players, VCRs, stereo systems, tape players, CD players, radios, telephones, cell phones, readers, network equipment, servers, fax machines, electronic games, cable and wire, batteries, and other consumer electronics generated by agencies
7811C	<b>Type C (Conventional) School &amp; Activity Buses</b>	Electric bus options provided in the solicitation
880A	<b>Audio Visual and Photographic Equipment and Accessories</b>	Options include recycled products and recyclable/refurbish-able
936A	<b>Equipment Maintenance Management Program</b>	Offering a repair process reduces the need to dispose of equipment and generate waste
946A	<b>Procurement Card</b>	The physical cards are made from recyclable materials and are recyclable
975B	<b>Vehicle Rental Services</b>	Options include energy-efficient models, including compacts, hybrids, and alternative fuel vehicles
983B	<b>Uniform Rental</b>	Options of uniform styles made from eco-friendly/sustainable materials and rental of uniforms reduces waste

The NC eProcurement – Buying module displays 75 STC vendor catalogs items within the application for a user-friendly experience similar to online shopping. During FY 2024, there were 428,128 catalog items, of which 95,223 were environmentally preferable products marked as "Recycled" to promote use. Table 2 contains the purchase order spend for the STCs noted in Table 1. Table 3 captures non-STC purchases designated as recyclable or sustainable by user selected indicator.

Table 2: FY24 Purchase Order Spend of Sustainable Statewide Term Contracts

Statewide Term Contract	Purchase Order Count	Purchase Order Spend
045A Household Appliances	51	\$34,847.00
050A Preschool/Elementary Art Supplies & Accessories	172	\$13,134.84
070E 35,000 & 50,000-70,000 GVWR Cab & Chassis Trucks	1	\$16,426.35
070G Utility, Transportation & Golf Vehicles & Related Accessories, Equipment, Parts and Services	32	\$86,767.93
1017A Agricultural Chemicals	103	\$403,371.30
1141B Sanitary Paper Supplies	13	\$17,995.26
1412A Office Paper	17	\$22,606.76
150A Walk-In Building Supplies, Carpentry Supplies, Home Improvement Supplies & Related Materials	55	\$29,459.20
1510A Motor Fleet Fuel Credit Card	42	\$199,941.10
2510A Fleet Vehicles	47	\$1,059,044.83
2613A Electric Vehicle Charging Station Equipment, Accessories, Installation, and Infrastructure	23	\$175,036.75
3121A Interior, Exterior, and Traffic Paint	102	\$308,402.73
360A Floor Covering and Installations Services	438	\$1,968,552.32
4110B Basic Laboratory Supplies & Equipment	2181	\$1,177,968.48
4213A Medical Products Distribution	166	\$232,619.99
4217A Automated External Defibrillators (AEDs) & Accessories	139	\$359,445.05
4616A Traffic Control Devices	199	\$815,293.96
5213A Window Coverings & Installation	152	\$63,556.90
5214A Kitchen Equipment & Accessories	242	\$953,078.12
6010A Manikins, Accessories, Software & Services	557	\$2,988,108.08
7612A Document Destruction Services	17	\$25,880.02
7612B Recycling Services for Electronic Equipment	1	\$769.00
880A Audio Visual and Photographic Equipment and Accessories	652	\$2,883,331.52
936A Equipment Maintenance Management Program	6	\$99,590.19
975B Vehicle Rental Services	137	\$113,856.60
983B Uniform Rental	44	\$215,355.96
<b>Grand Total</b>	<b>5589</b>	<b>\$14,264,440.24</b>

Table 3 - Non-STC Purchases Designated Sustainable by Entity Type

Entity Type	Purchase Order Count	Purchase Order Spend
Community Colleges	4	\$6,787.67
State Agencies	6	\$564.48
<b>Grand Total</b>	<b>10</b>	<b>\$7,352.15</b>

### Oversight Agency Procurement Initiative

During agency open market, formal or informal procurements, P&C encourages state agencies to use recyclable and sustainable specifications. The list of specification adjectives meets the criteria for aiding waste reduction by being reusable, refillable, repairable, more durable, and/or less toxic than their traditional counterparts.

**Reusable encompasses but is not limited to:** Refrigerant Recovery System (filters reusable refrigerant), Recycled Carpet Fiber, Re-refined Motor Oil, Recycled Paper Fiber, Recycled Antifreeze, Recycled Content Furniture (not traditional wood), Printers, Toner Cartridges, Uniforms

**More Durable can cover:** Above-Ground Vaulted Fuel Storage Tanks, Classroom Furniture, Electronic Lamps & Ballasts, Vacuum Cleaners, Floor Polish, Grader Slope Attachment, Plastic Lumber, Mattresses, Vertical File Cabinets, Wood Case Goods, Wood Library Furniture, LED Lighting

**Energy Efficient - Energy Star can be applied to:** Audio Visual System, Changeable Message Signs – Solar Powered, Lighting Fixtures, Lamps, Warning Lights - Vehicles Safety, Water Coolers

**Water Efficient has been applied to:** – Low Flow Plumbing Fixtures 0.5 GPM lavatory facet nozzles and 1.5 GPM showerheads support the Governor’s water conservation initiative during severe water restrictions statewide

**Recycled products include but are not limited to:** Office Paper, Napkins, Paper Towels, Bathroom Tissue, Toilet Seat Covers, Plastic Trash Bags, Tires Locks, Vehicles, Furniture, Re-refined Motor Oil, Recycled Antifreeze, Storage Batteries, Traffic Cones, Tires

**Refillable has been applied to:** Ammunition - Cartridge Refills, Drums – Steel, Fire Extinguishers, Cylinders for Welding, Medical & Specialty Gases Fuel Tanks, Self-Contained Breathing Apparatus, Toner Cartridges

**Repairable can be applied to:** Defibrillators, Musical Instruments Used Sweeper, Heavy Machinery, Helicopters, Printing Press, Vehicles (automobiles, buses and trucks), Piano, Generator, Forklift, Golf Cart, Rail Car Mover, 3-Position Fill Station

**Refurbished/Rebuilt products may be applied to:** Heart Monitor, Ultrasound, Defibrillators & ECG Monitors, Beds, Remanufactured Toner Cartridges Longer Lasting Floor Maintenance Machine Batteries, Library Furniture, Aluminum Nuts and Bolts – non-rusting alloys, Fluorescent Electronic Ballasts permit longer lamp life, LED lighting, extended-surface HVAC Air Filters, Synthetic Lubricants, Traffic Cones, Tires

**Less Toxic has been applied to:** Alternative Fuel Vehicles, Compact Vehicles, Hybrid Vehicles, Electric Vehicles, Dry Cell Batteries, Electronic Lamps & Ballasts, Fertilizers/Farm Chemicals, Inks for printing (using non-petroleum based inks), Instructional Art Materials, Markerboard Markers, Mattresses, Scientific Products (eliminating Freon), Refrigeration and A/C Equipment, Synthetic and Biodegradable Lubricants, Chlorine-free Sanitary Paper Products (napkins, paper towels, bathroom tissue, toilet seat covers), Cleaner Fuels (propane, gasohol, natural gas, bio-diesel), Diesel Exhaust Fluid, Vehicle Fuel Conversion Kits, Disposal/Recycle Programs (mercury content, electronics, oil, antifreeze, pallets, tires, batteries, steel)

**Recyclable has been incorporated in:** Commodity Packaging, Commodity Metal Enclosures & Parts, Plastics, Steel & Reinforced Concrete Pipe, Chain Link Fencing, Electrical Wire, Treated Lumber, HVAC & Refrigeration Equipment – Refrigerants, Toner Cartridges, Motor Oil, Antifreeze.

## Compliance and Risk Management Initiative

The Compliance and Risk Management subsection leads the following initiative.

### Procurement Compliance Reviews

North Carolina Administrative Code (01 NCAC 05B .1605) mandates that the Division of Purchase & Contract (P&C) conduct compliance reviews on purchasing practices of all state agencies (departments, institutions, hospitals, community colleges, and universities). All compliance reviews, except universities, are conducted using data from the NC E-Procurement systems. Electronic procurement records reduce the necessity of conducting most phases of the analysis on-site, thereby increasing efficiency as well as reducing travel costs, fuel emissions and operating expenses. In addition, all P&C compliance files are maintained electronically, improving sustainability.

## Procurement Education Initiative

The Procurement Education section leads the following initiative.

### Procurement Training

The Division's Procurement Education subsection offers North Carolina public procurement personnel and contract administrators the skills to carry out their duties efficiently and effectively. Virtual training sessions offered online and free of charge cover topics such as Introduction to Procurement, Request for Proposal, Demystifying Terms and Conditions, and Specification Writing.

## Operations and Systems Support Initiatives

The Operations and Systems Support section supports the following initiatives.

### Electronic Procurement Procedures and Systems

The Operations and System Support subsection manages the Division's internal procurement operations and agency-to-P&C interaction within a paperless environment by formalizing submissions electronically. In our continued commitment to efficiency, the Division of Purchase and Contract has merged the functionality of the previous electronic Vendor Portal (eVP), the legacy Interactive Purchasing System (IPS), and NC BIDS into one efficient new eVP platform to optimize the way state purchasers and vendors interact (July 2023). Among other improved functionality, the new eVP has increased transparency through enhanced public vendor search features, consolidated vendor account data, automated bid/contract extension postings, and streamlined HUB and NCSBE certification application requests into a paperless process.

The NC E-Procurement—SAP Ariba Buying module, used to process requisitions into purchase orders for final electronic delivery to vendors, has undergone several transformations to continue supporting the state's electronic procurement processing needs. Beginning in early 2019, the Division transitioned from an on-premises network management model to a Software as a Service (SaaS) model by implementing a cloud-based computing version of SAP Ariba Buying. This allowed the Division to decrease its footprint in the state's data warehouses.

While decreasing our digital footprint through technology enhancements, the Division has strengthened visibility into the procurement process by deploying the supplemental SAP Ariba Sourcing and Contracts modules to state agencies since 2020.

As of February 14th, 2025, the NC eProcurement enterprise-wide system has 54,746 registered vendors, 10,305 Ariba Buying users, 914 Ariba Contracts users, and 259 Ariba Sourcing users, representing 125 entities across the state. This includes state agencies, hospitals and institutions, community colleges, K-12 public schools, universities, and local governments. NC eProcurement systems continue contributing to a sustainable environment by



significantly reducing hard copy document reproduction (paper, printers, and supplies) by utilizing electronic business transactions and documents.

### NC eProcurement Sustainability Assessment

In partnership with Accenture, the Division of Purchase and Contract participated in a sustainability assessment to understand its green software journey through the design, development, and deployment stages of eVP. This assessment, completed in 2023, focused on architectural, behavioral, coding, data, and operational practices. Three major areas of improvement found in the assessment were:

- Architectural – By migrating eVP to the cloud, NC eProcurement has naturally increased its sustainable architecture. When moving to the cloud, companies can see up to 2x energy efficiency from architecture and data storage alone. Moving to the cloud also opens additional architectural efficiencies. With platform updates, NC eProcurement can use Microsoft's latest performance improvements and energy optimizations.
- Coding - Energy anti-patterns has led to more efficient code that uses fewer resources. By leveraging a low-code/no-code platform, rapid development has been achieved using fewer resources. Lazy loading, native to the Power Platform, has ensured that only the necessary data, images, and code is accessed when a screen is populated, ultimately leading to fewer resources being used without impacting the user.
- Data – By migrating eVP to the cloud, NC eProcurement has increased its sustainable data storage by moving from on-premises data storage to colocation providers. This and the team's product backlog for purging unused data will support NC eProcurement's largest sustainability maturity increase.

**For more information regarding this report, please contact:**

David O'Neal, State Purchasing Officer and Director of the N.C. Division of Purchase and Contract, at 984-236-0210 or [david.o-neal@doa.nc.gov](mailto:david.o-neal@doa.nc.gov).





Purchase & Contract Division  
David O'Neal | State Purchasing Officer

Josh Stein | Governor  
Gabriel J. Esparza | Secretary