

**Report to the North Carolina General Assembly
Environmental Review Commission, Joint
Legislative Oversight Committee on Agriculture
and Natural and Economic Resources, and Fiscal
Research Division**



***Consolidated Report on the
Water Infrastructure Fund and
Stormwater Grants***

November 1, 2024

**NORTH CAROLINA DEPARTMENT
OF ENVIRONMENTAL QUALITY**

**Pursuant to G.S. 159G-26, G.S. 159G-72,
and S.L. 2024-45 Sec. 29**

Table of Contents i

List of Appendixes..... v

List of Figures..... vii

List of Tables ix

List of Acronyms x

1.0 Introduction 1-1

 1.1 Overview of Application and Funding Process 1-2

 1.2 American Rescue Plan Act 1-3

 1.3 Outreach Efforts by the Division 1-4

 1.3.1 Hometown Strong Efforts..... 1-4

 1.3.2 Outreach Related to Funding..... 1-4

 1.3.3 Other Outreach Activities..... 1-5

2.0 State Water Infrastructure Authority..... 2-1

 2.1 State Water Infrastructure Authority Activities in FY 2023-2024..... 2-1

 2.1.1 Funding Available and Distribution of Loan and Grant Funds 2-1

 2.1.2 Viable Utilities Program..... 2-6

 2.1.3 Other State Water Infrastructure Authority Activities 2-7

 2.2 Challenges Identified by the Authority..... 2-10

 2.2.1 Enhancing Access to Funding for Equity and Environmental Justice
 Considerations..... 2-10

 2.2.2 Funding Dedicated to Lead Service Line Inventorying and Replacement. 2-11

 2.2.3 Funding Dedicated to Addressing Emerging Contaminants..... 2-12

 2.2.4 Funding Distressed Local Government Unit 2-13

 2.3 Next Steps..... 2-14

 2.3.1 Funding Decisions and Application Intake for Construction Projects,
 Including Projects that Address Emerging Contaminants and Lead Service
 Line Replacement..... 2-14

 2.3.2 Update Plans for Prioritizing Viable Utility Reserve Funding 2-14

 2.3.3 Implement Phase 2 of the Viable Utilities Program Identification Criterion 3
 Assessment Criterion..... 2-15

 2.3.4 Update of Master Plan 2-15

 2.4 Recommendations 2-15

 2.4.1 Recommendation – Continue Funding of the CDBG-I Program 2-16

 2.4.2 Recommendation –Provide a Recurring Source of Funding for the Viable
 Utility Reserve 2-17

 2.4.3 Recommendation – Provide a Source of Funding for Local Government
 Units that Do Not Meet ARPA Deadlines 2-17

 2.4.4 Limit or Eliminate the Pre-allocation of Project Funding..... 2-19

3.0 Clean Water State Revolving Fund..... 3-1

 3.1 Overview of Program History 3-2

 3.2 Financial Information 3-2

3.2.1	Financial History	3-2
3.2.2	Long-Term Financial Health of Program.....	3-2
3.2.3	Binding Commitment Requirement.....	3-5
3.3	Clean Water State Revolving Fund Project Funding.....	3-5
3.3.1	Prioritization	3-6
3.3.2	Funding Schedule.....	3-7
3.3.3	CWSRF Base Program	3-8
3.3.4	Principal Forgiveness.....	3-9
3.3.5	Affordability Funding.....	3-10
3.3.6	Green Project Reserve.....	3-11
3.4	Environmental Benefits of CWSRF Funding	3-11
3.4.1	Impaired Waters	3-11
3.4.2	Special Waters.....	3-12
3.4.3	Other Environmental Benefits.....	3-12
3.5	Distribution of Funded Projects	3-12
3.6	Clean Water State Revolving Fund Programmatic Goals.....	3-12
3.6.1	Short-Term Goals	3-12
3.6.2	Long-Term Goals	3-13
3.6.3	Minority Business Enterprise/Women Business Enterprise Goals	3-14
3.6.4	Compliance with the Water Resources and Reform Development Act of 2014.....	3-14
3.7	Bipartisan Infrastructure Law Funding	3-15
3.7.1	Bipartisan Infrastructure Law General Supplemental Funding	3-15
3.7.2	Bipartisan Infrastructure Law Emerging Contaminants Funding	3-16
4.0	Drinking Water State Revolving Fund.....	4-1
4.1	Overview of Program History	4-2
4.2	Financial Information	4-2
4.2.1	Financial History	4-2
4.2.2	Long-Term Financial Health.....	4-3
4.2.3	Binding Commitment Requirement.....	4-6
4.3	DWSRF Project Funding	4-6
4.3.1	Prioritization	4-7
4.3.2	Funding Schedule.....	4-8
4.3.3	DWSRF Base Program.....	4-9
4.3.4	Principal Forgiveness.....	4-10
4.3.5	Affordability Funding.....	4-11
4.3.6	Green Project Reserve.....	4-12
4.4	Set-Aside Activities.....	4-12
4.4.1	Technical Assistance for Small Systems.....	4-13
4.4.2	Drinking Water State Program Management Functions	4-13
4.4.3	Local Assistance and Other State Programs	4-13

4.5	Public Health Benefits	4-13
4.6	Drinking Water State Revolving Fund Goals.....	4-14
4.6.1	Short-Term Goals	4-14
4.6.2	Long-Term Goals.....	4-14
4.6.3	Minority Business Enterprise/Women Business Enterprise Goals	4-16
4.7	Bipartisan Infrastructure Law Funding	4-16
4.7.1	Bipartisan Infrastructure Law General Supplemental Funding.....	4-16
4.7.2	Bipartisan Infrastructure Law Emerging Contaminants Funding	4-16
4.7.3	Bipartisan Infrastructure Law Lead Service Line Removal Funding....	4-17
5.0	Community Development Block Grant – Infrastructure	5-1
5.1	Award of Regular Funding FFY 2021-2022 Funds.....	5-1
5.2	Award of Regular Funding Year (FY) 2023 Funds	5-3
5.3	Supplemental Grants or Additional Funds to Current Grantees Using Deobligated Funds	5-4
5.4	Projects Closed in Fiscal Year 2023-2024.....	5-6
5.5	Regulations Governing the CDBG-I Program	5-9
5.6	Outreach and Training.....	5-10
5.6.1	How-to-Apply Training for Potential Applicants	5-10
5.6.2	Specific Compliance-Area Training Sessions.....	5-10
5.6.3	Program-Specific Procurement Training Sessions	5-10
5.6.4	Program-Specific Compliance Training Sessions	5-10
5.6.5	Program-Specific Environmental Review Training Sessions	5-11
6.0	State Wastewater and State Drinking Water Reserves.....	6-1
6.1	Overview of Programs.....	6-3
6.1.1	State Project Loans and Grants	6-4
6.1.2	Asset Inventory and Assessment Grants.....	6-5
6.1.3	Merger/Regionalization Feasibility Grants	6-6
6.2	Available Funds.....	6-8
6.3	Financial Health	6-8
7.0	Viable Utility Reserve	7-1
7.1	Viable Utility Reserve Funding.....	7-2
7.1.1	Construction Projects	7-4
7.1.2	Planning, Training, and Emergency Operating Grants.....	7-4
7.2	Distressed Designation and Assessments	7-5
7.2.1	Summary of Initial Assessment and Identification Criteria	7-5
7.2.2	Reassessment for FY 2023-2024.....	7-7
7.2.3	Next Steps for Reassessment	7-7
7.3	Viable Utilities Program.....	7-7
7.3.1	Initial Education.....	7-7
7.3.2	Viable Utilities Statutory Requirements and Program Development.....	7-8
7.4	Other Viable Utilities Program Efforts	7-10

- 7.4.1 LGC Coordination..... 7-10
- 7.4.2 Ongoing Coordination with Local Government Units..... 7-10
- 7.4.3 Viable Utilities Unit Outreach and Collaboration Efforts 7-12
- 7.5 Viable Utilities Program Challenges..... 7-14
- 8.0 Local Assistance for Stormwater Infrastructure Investments 8-1
- 8.1 FY 2022-203 Activities and Implementation of the New Funding Program 8-1
 - 8.1.1 Direct Appropriations 8-1
 - 8.1.2 Competitive Awards 8-1
- 8.2 FU 2023-2024 Fund Balance..... 8-2
- 8.3 Grant Recipients and Description of Funded Projects..... 8-3
- 8.4 Recommendations 8-3

List of Appendices

- Appendix A Projects Awarded Funding by the State Water Infrastructure Authority over the Life of the SWIA and During ARPA
- Appendix B State Water Infrastructure Authority Members
- Appendix C Powers and Duties of the State Water Infrastructure Authority (G.S. 159G-71)
- Appendix D FY 2023-2024 Loan and Grant Program Applications Received and Funding Awarded
- Appendix E CWSRF Funds Distributed and Remaining During FY 2023-2024
- Appendix F Itemized List of Binding Commitments for the CWSRF During FY 2023-2024
- Appendix G CWSRF Financial Exhibits for FY 2023-2024
- Appendix H CWSRF FFATA for FY 2023-2024
- Appendix I Status of Recent CWSRF Projects
- Appendix J Status of BIL CWSRF-EC Projects
- Appendix K DWSRF Funds Distributed and Remaining During FY 2023-2024
- Appendix L Itemized List of Binding Commitments for the DWSRF During FY 2023-2024
- Appendix M DWSRF Financial Exhibits for FY 2023-2024
- Appendix N DWSRF FFATA for FY 2023-2024
- Appendix O Status of Recent DWSRF Projects
- Appendix P DWSRF Annual Set-Aside Report for FY 2023-2024
- Appendix Q Status of Recent BIL DWSRF Emerging Contaminants Projects
- Appendix R Status of Recent Bipartisan Infrastructure Law DWSRF Lead Service Line Replacement Projects
- Appendix S State Reserve Construction Projects Funded by the DWI in FY 2023-2024
- Appendix T State Reserve Non-Construction Projects Funded by the DWI in FY 2023-2024
- Appendix U Status of State Reserve Funds Disbursed and Remaining in FY 2023-2024

- Appendix V Disbursements of All Projects in FY 2023-2024
- Appendix W Viable Utility Reserve Projects Funded by the DWI in FY 2023-2024
- Appendix X Local Assistance for Stormwater Infrastructure and Investment Projects Funded by the DWI in FY 2022-2023

List of Figures

Figure 2.1	Funding Trends from FY 2013-2014 through FY 2023-2024.....	2-2
Figure 2.2	Number of Wastewater and Drinking Water Construction Applications Funded from Different Sources – FY 2023-2024.....	2-3
Figure 2.3	Amount of Funding Awarded for Wastewater and Drinking Water Construction Applications Funded from Different Sources – FY 2023-2024.....	2-3
Figure 2.4	Emerging Contaminants Funding Provided by the BIL-CWSRF and BIL-DWSRF Programs Awarded by SWIA in FY 2023-2024.....	2-4
Figure 2.5	BIL Lead Service Line Replacement Funded Provided by the DWSRF-LSLR Program Awarded by SWIA in FY 2023-2024.....	2-4
Figure 2.6	Planning Grant Funding Awarded by SWIA in FY 2023-2024.....	2-5
Figure 2.7	Funding Awarded by SWIA to Small Systems ($\geq 10,000$ people) from Different Sources in FY 2023-2024.....	2-5
Figure 2.8	Viable Utility Reserve Funding Awarded by SWIA in FY 2023-2024.....	2-6
Figure 2.9	Status of Viable Utilities Initial Education Training.....	2-7
Figure 2.10	Funding Awarded by SWIA to Projects Benefiting Disadvantaged Areas from Different Sources in FY 2023-2024.....	2-11
Figure 2.11	Funding Awarded by SWIA to Distressed LGUs from Different Sources in FY 2023-2024.....	2-13
Figure 2.12	History CDBG-I Funding from FY 2013 to FY 2023.....	2-16
Figure 2.13	Pre-allocation of Funding from FY 2013-2014 to FY 2023-2024.....	2-19
Figure 3.1	CWSRF Capitalization Grants (with Match), Including ARRA, ASADRA, and BIL.....	3-3
Figure 3.2	CWSRF Binding Commitments per Year.....	3-4
Figure 3.3	CWSRF Increase in Loans.....	3-4
Figure 3.4	CWSRF Increase in Net Assets.....	3-5
Figure 3.5	CWSRF Funding by Program for FY 2023-2024.....	3-6
Figure 3.6	Distribution of CWSRF Projects by Purpose for FY 2023-2024.....	3-7
Figure 3.7	Distribution of CWSRF Projects by Review Cycle for FY 2023-2024.....	3-8
Figure 3.8	Percentage of CWSRF Principal Forgiveness Funds by Project Purpose for FY 2023-2024.....	3-10

Figure 3.9 Percentage of CWSRF Affordability Funding by Project Purpose for FY 2023-2024..... 3-10

Figure 3.10 CWSRF-EC Projects by Type Funded in FY 2023-2024..... 3-16

Figure 4.1 DWSRF Capitalization Grants (with Match), Including ARRA, ASADRA, and BIL..... 4-3

Figure 4.2 DWSRF Binding Commitments per Year 4-4

Figure 4.3 DWSRF Increase in Loans..... 4-5

Figure 4.4 DWSRF Net Assets..... 4-5

Figure 4.5 DWSRF Funding by Program for FY 2023-2024 4-6

Figure 4.6 Distribution of DWSRF Projects by Purpose for FY 2023-2024..... 4-8

Figure 4.7 Distribution of DWSRF Projects by Review Cycle for FY 2023-2024..... 4-9

Figure 4.8 Percentage of DWSRF Base Program Funds by Project Purpose for FY 2023-2024..... 4-10

Figure 4.9 Percentage of DWSRF Principal Forgiveness Funds by Project Purpose for FY 2023-2024..... 4-11

Figure 4.10 Percentage of DWSRF Affordability Funding by Project Purpose for FY 2023-2024..... 4-12

Figure 4.11 Emerging Contaminants Projects Funding Awarded by SWIA During FY 2023-2024..... 4-17

Figure 4.12 Lead Service Line Replacement Projects Contingent Funding Awarded by SWIA During FY 2023-2024..... 4-17

Figure 5.1 CDBG-I Projects Funded During FY 2023-2024..... 5-1

Figure 6.1 Percentage of State Reserve Funding by Program for FY 2023-2024..... 6-2

Figure 6.2 Projects Funded by the State Reserve in FY 2023-2024..... 6-3

Figure 6.3 State Reserve Pre-Allocated Funds from S.L. 2023-134 by Project Type as of June 30, 2024 6-4

Figure 6.4 Total AIAs per Funding Round 6-6

Figure 7.1 Historic VUR Appropriations, Relative to the Potential Maximum Demand 7-3

Figure 7.2 Historic VUR Grant Amounts, Broken Down by Project Type..... 7-4

Figure 7.3 Viable Utility Reserve Non-Construction Grants Awarded by SWIA in FY 2023-2024 7-5

List of Tables

Table 1.1 Funding Awarded During FY 2023-20243 Award Cycles..... 1-3

Table 1.3 Application Training Attendance During FY 2022-2023..... 1-4

Table 2.1 Funding for the BIL Drinking Water State Revolving Fund Lead Service Line Replacement Program..... 2-12

Table 2.2 CWSRF and DWSRF BIL Emerging Contaminants Funding Awarded in FY 2023-2024 (February 2024) 2-13

Table 2.3 LASII Funding Awards (February 2024 through July 2024)..... 2-18

Table 5.1 Awards Made with remaining Partial FFY 2022 CDBG-Infrastructure Appropriations 5-2

Table 5.2 Awards Made with Remaining Partial PFY CDBG-Infrastructure Appropriations 5-4

Table 5.3 Additional Grants and/or Funds to Existing Grantees..... 5-5

Table 5.4 CDBG-I Projects Closed During FY 2023-2024..... 5-7

Table 6.1 Summary of Competitive State Reserve Funding for FY 2023-2024 6-2

Table 6.2 Planning Grants Funded by the State Reserve in FY 2023-2024 6-7

Table 6.4 Award Offers of Binding Commitments from State Reserve Funding for FY 2023-2024 6-8

Table 7.1 Summary of Viable Utility Reserve Funding for FY 2023-2024 7-3

Table 7.2 Active Regional Partnerships in the DWI Viable Utilities Program 7-11

Table 7.3 Conference Where Viable Utilities Staff Presented..... 7-12

Table 8.1 Eligible Applications for LASII Stormwater Grants in Spring 2023 and Fall 2023 Funding Rounds (April 30, 2023 and October 2, 2023 Deadlines)..... 8-2

List of Acronyms

AIA	Asset Inventory and Assessment grant
ARPA	American Rescue Plan Act
ARRA	American Recovery and Reinvestment Act
ASADRA	American Supplemental Appropriation for Disaster Recovery Act
BIL	Bipartisan Infrastructure Law
BUMP	Best Utility Management Practices
CAWAG	Closing America’s Wastewater Access Gap
CDBG	Community Development Block Grant
CDBG-I	Community Development Block Grant - Infrastructure
COG	Council of Governments
CWA	Clean Water Act
CWSRF	Clean Water State Revolving Fund
DEQ	North Carolina Department of Environmental Quality
DST	Department of State Treasurer
DWI	Division of Water Infrastructure
DWR	Division of Water Resources
DWSRF	Drinking Water State Revolving Fund
EC	Emerging Contaminants
EOG	Emergency Operating Grant
FFATA	Federal Funding Accountability Transparency Act
FFY	Federal Fiscal Year
GPR	Green Project Reserve

HUD	U.S. Department of Housing and Urban Development
IUP	Intended Use Plan
LASII	Local Assistance for Stormwater Infrastructure Investments
LGC	Local Government Commission
LGU	Local Government Unit
LMI	Low-to-Moderate Income
LTIF	Long-Term Investment Fund
LTVP	Long-Term Viability Plan
MRF	Merger/Regionalization Feasibility grant
NCLM	North Carolina League of Municipalities
PCPG	Pre-Construction Planning Grant
PF	Principal Forgiveness
PRS	Priority Rating System
RAPWU	Resource Agency Partnership for Water Utilities
SCM	Stormwater Control Measure
SDWA	Safe Drinking Water Act
SDWR	State Drinking Water Reserve
SEL	State Emergency Loan
SRP	State Reserve Program
STAP	Short-Term Action Plan
SWIA	State Water Infrastructure Authority
SWWR	State Reserve Wastewater Program
USEPA	U.S. Environmental Protection Agency
VU	Viable Utilities

VUP	Viabie Utilities Program
VUR	Viabie Utility Reserve
VUU	Viabie Utilities Unit
WRRDA	Water Resource Reform and Development Act of 2014

1.0 Introduction

This report provides a summary of water infrastructure funding activities administered by both the Division of Water Infrastructure (DWI) and the State Water Infrastructure Authority (SWIA) from July 1, 2023 through June 30, 2024, in a combined format, pursuant to NC G.S. 159G-26. Chapters for the Clean Water State Revolving Fund (CWSRF) and the Drinking Water State Revolving Fund (DWSRF) meet the reporting requirements of the U.S. Environmental Protection Agency (USEPA).

This chapter provides an overview of the development of funding programs, non-program-specific activities, and cross-program efforts. This report is divided into the following chapters:

- Chapter 2 – State Water Infrastructure Authority
- Chapter 3 – Clean Water State Revolving Fund
- Chapter 4 – Drinking Water State Revolving Fund
- Chapter 5 – Community Development Block Grant – Infrastructure
- Chapter 6 – State Reserve Program
- Chapter 7 – Viable Utility Reserve Program
- Chapter 8 – Local Assistance for Stormwater Infrastructure Investments (LASII) Program

For FY 2023-2024, DWI, in conjunction with SWIA and other partners, has:

- Continued administering funding related to the American Rescue Plan Act (ARPA), in accordance with the ARPA Administration Plan (see Section 1.2).
- Awarded the first rounds for Bipartisan Infrastructure Law funding for Emerging Contaminants for PFAS-related projects (see Chapters 2 and 3)
- Started administering nearly \$1.9 billion in new State Reserve appropriations in S.L. 2023-134 in directed projects (see Chapter 6)
- Continued the development and implementation of the Viable Utilities program, including making additional awards from the Viable Utility Reserve (VUR) (see Chapter 7).
- Awarded and continued administering funding for the Local Assistance for Stormwater Infrastructure Investments (LASII) fund (see Chapter 8).
- Continued to accept applications and award funding related to the various funding programs.
- Continued its outreach efforts related to funding and other initiatives undertaken by DWI.

1.1 Overview of Application and Funding Process

The drinking water, wastewater, and stormwater funding programs administered by DWI were developed with different goals. The CWSRF and State Wastewater Reserve (SWWR) programs aim to reduce pollution in waterbodies of North Carolina. The DWSRF and State Drinking Water Reserve (SDWR) programs have a goal of protecting public health. The CDBG-I program aims to provide water and sewer infrastructure improvements to low-to-moderate income (LMI) areas. The VUR aims to provide water and sewer capital and planning funding to local government units (LGUs) experiencing infrastructure, organizational, and/or financial distress. The LASII program aims to improve or create infrastructure for controlling stormwater quantity and quality.

The DWI implemented a funding process for applicants by using a combination of Priority Rating Systems (PRSs), affordability criteria, and one application form used for all programs at once. A seamless, single application enables SWIA to award the best available funding an applicant is willing to accept. The PRSs enable DWI to rank the quality of projects submitted during a funding round. The affordability criteria determine grant eligibility (except for ARPA grant funding) and, if eligible, the amount of grant a funded applicant would receive. The SWIA focused on awarding projects that would consolidate non-viable systems, address failing infrastructure, and rehabilitate/replace infrastructure. The SWIA also prioritized environmental and public health benefit, systems practicing proactive management, and communities experiencing economic hardship.

If possible, SWIA would provide funding for projects through state funds, particularly for smaller projects in rural, distressed communities, since federal funds have requirements such as environmental review and the Davis Bacon Act attached to them. If the situation arises, SWIA members may consider additional information in their funding decisions either to fund or not fund projects. These cases are limited to information not contained within the PRSs.¹ Consolidating PRSs has enabled SWIA to fulfill one of the tasks assigned by the NC General Assembly (NCGA) [G.S. 159G-71(8)].

Tailoring funding enables DWI and SWIA to find the best funding fit for applicants through grant/loan combinations or targeted-interest rate funding. This annual report includes the rounds that were awarded funding during the fiscal year, between July 1, 2023 and June 30, 2024, regardless of application intake date. See the program-specific funding chapters for more information. Table 1.1 summarizes the funding awarded by SWIA in FY 2023-2024. Appendix A contains a figure that shows the historical funding of all projects from the inception of SWIA in 2014 to FY 2023-2024.

¹The DWSRF program requires that projects be funded according to priority ranking. The Authority is prohibited by 40 CFR 35.3555(c)(2)(ii) to fund projects out of order.

Table 1.1. Funding Awarded During FY 2023-2024 Award Cycles^a

Funding Program	July 2023	February 2024	Total^b
Community Development Block Grant – Infrastructure	\$14,723,243	\$7,693,766	\$22,417,009
Clean Water State Revolving Fund	\$110,020,058	\$97,305,075	\$207,325,133
Clean Water State Revolving Fund – Emerging Contaminants	\$0	\$5,804,960	\$5,804,960
Drinking Water State Revolving Fund	\$85,255,457	\$79,697,580	\$164,953,037
Drinking Water State Revolving Fund – Emerging Contaminants	\$0	\$21,530,000	\$21,530,000
Wastewater State Reserve Projects	\$6,666,150	\$3,000,000	\$9,666,150
State Reserve Asset Inventory and Assessment Grants (ARPA)	\$0	\$1,400,318	\$1,400,318
State Reserve Asset Inventory and Assessment Grants (non-ARPA)	\$0	\$5,250,000	\$5,250,000
State Reserve Merger/Regionalization Feasibility Grants (ARPA)	\$0	\$300,000	\$300,000
State Reserve Merger/Regionalization Feasibility Grants (non-ARPA)	\$0	\$50,000	\$50,000
Viable Utility Reserve Merger/Regionalization Feasibility Grants	\$0	\$260,000	\$260,000
Viable Utility Reserve Training Grants ^{e,f}	\$30,000	\$0	\$30,000
Viable Utility Reserve Emergency Operating Grants ^f	\$230,166	\$0	\$230,166
Local Assistance for Stormwater Infrastructure Investment – Planning Grants	\$6,354,540	\$2,945,000	\$9,299,540
Total:	\$223,279,614	\$225,236,699	\$448,516,313
^a Awards from the VUR are approved both by SWIA and the Local Government Commission (LGC). ^b Total included projects awarded by SWIA only and does not include minimal shifts made (e.g., from SRF to SRP) after award. ^c Funding source correction for one project made after SWIA awards. ^d Training grants are awarded by SWIA and LGC upon a local government’s unit’s designation as distressed. Therefore, awards for these grants are off-cycle. ^e All training grants were \$2,000 each. ^f Emergency Operating Grants are provided to distressed LGUs off-cycle.			

1.2 American Rescue Plan Act

During FY 2022-2023, SWIA awarded the vast majority of American Rescue Plan Act (ARPA) funds. ARPA planning funds remained, and in FY 2023-2024, DWI offered these funds. At its February 2024 meeting, SWIA awarded \$1,400,318 in Asset Inventory and Assessment (AIA) grants and \$300,000 in Merger/Regionalization Feasibility (MRF) grants, which expended the remaining ARPA funds.

1.3 Outreach Efforts by the Division

Division staff expanded its efforts and participated in a variety of in-person and virtual events, including application training. This section discusses the work that DWI staff accomplished related to outreach.

1.3.1 Hometown Strong Efforts

Division staff had the opportunity to participate in Governor Cooper’s Hometown Strong Initiative as representatives of water and sewer funding resources. Rural communities are seeing an increase in issues related to water and wastewater infrastructure (e.g., inflow/infiltration, aging infrastructure), and these events enabled staff to meet directly with LGU representatives. During FY 2023-2024, DWI staff attended a variety of virtual Hometown Strong events.

1.3.2 Outreach Related to Funding

During the application process and beyond, DWI staff maintain continual contact with applicants and funding recipients.

One of the ways in which staff work with applicants is to hold application training. These training events generally occur approximately eight weeks before application due dates. Staff teach participants how to complete the application package and how to prepare a narrative based on the PRSs for the various funding programs being offered. Table 1.3 shows the training events in FY 2023-2024. Note that all trainings were held in-person with a virtual component provided for each round.

Table 1.3. Application Training Attendance During FY 2022-2023	
Date	Number of Participants
<i>Fall 2023 Funding Round</i>	
August 2, 2023	11
August 3, 2023	23
August 8, 2023	16
August 9, 2023	29
August 10, 2023	19
August 10, 2023 (Virtual)	84
Total (Fall 2023):	
282	
<i>Spring 2024 Funding Round</i>	
February 27, 2024	12
February 28, 2024	22
March 5, 2024	20

March 5, 2024 (Virtual)	97
March 6, 2024	8
March 7, 2024	19
Total (Spring 2024):	178
Total (FY 2023-2024):	460

After SWIA awards funding for construction projects, DWI staff contact each recipient. Based upon the experience of recipients with the funding programs, size and capabilities of recipients, and other factors, staff may provide orientations matched to the experience of the recipients.

Related to the CDBG-I program, DWI staff conduct start-up visits and compliance and environmental certification training. Both of these trainings are mandatory for all grant recipients. During FY 2023-2024, training was held in October 2023 and June 2024 for new grantees for both compliance and environmental certification. Additionally, recertification occurred online in FY 2024-2025, which is beyond the scope of this report.

1.3.3 Other Outreach Activities

As part of the Viable Utilities (VU) Program, DWI staff also conducted an education program called the Best Utility Management Practices (BUMP). This program served to fulfill the initial education requirement for the VU Program and was offered via on-demand or in-person training. See Section 7.3.1 for more information about this program.

2.0 State Water Infrastructure Authority

The nine-member State Water Infrastructure Authority (SWIA) was created by the North Carolina General Assembly in 2013 to assess and make recommendations about the state's water, wastewater, and stormwater infrastructure needs and the funding programs available to the state's local government units (LGUs) and other utilities. The General Assembly also established the Division of Water Infrastructure (DWI) and consolidated major water and wastewater funding programs within the Department of Environmental Quality (DEQ). The enabling legislation is North Carolina General Statute 159G. Appendix B contains a listing of the current SWIA members.

Each year, SWIA is required to provide an overview of its activities, summarize concerns and issues that were discussed, and make recommendations to address those issues. This report fulfills the legislative requirement for Fiscal Year 2023-2024 (G.S. 159G-72).

2.1 State Water Infrastructure Authority Activities in FY 2023-2024

During this fiscal year, SWIA, in conjunction with DWI staff, completed application intake and funding awards for the last of the funds related to the American Rescue Plan Act (ARPA) as well as inaugural funding rounds related to Bipartisan Infrastructure Law (BIL) specialized funding programs (see Sections 3.7 and 4.7). SWIA and DWI continued their work with the Viable Utility Program (VUP), which is discussed in Section 7.3 of this chapter. DWI and SWIA also continued funding related to the Local Assistance for Stormwater Infrastructure Investment (LASII) stormwater funding program. More specifics related to this funding program are found in Chapter 8; SWIA's activities related to this program are discussed later in this section.

SWIA's Most Significant Accomplishments in FY 2023-2024

- Funded 265 projects for a total of \$526.3 million
- Funded inaugural round of emerging contaminants projects
- Completed four rounds of funding of lead service line replacement projects
- Completed a third assessment round determining distressed local government units

2.1.1 Funding Available and Distribution of Loan and Grant Funds

In FY 2023-2024, approximately \$522.8 million in funds were available from the following programs:

- Clean Water State Revolving Fund (CWSRF) – \$210 million
- Drinking Water State Revolving fund (DWSRF) – \$165 million
- BIL Clean Water State Revolving Fund for Emerging Contaminants (CWSRF-EC) – \$5.3 million
- BIL Drinking Water State Revolving Fund for Emerging Contaminants (DWSRF-EC) – \$21.2 million

- BIL Drinking Water State Revolving Fund for Lead Service Line Replacement (DWSRF-LSLR) – \$67.0 million¹
- State Reserve Program² (SRP) – \$10 million
- Community Development Block Grant – Infrastructure (CDBG-I) – \$19.0 million
- Viable Utility Reserve (VUR) – \$1.2 million
- Local Assistance for Stormwater Infrastructure Investment (LASII) – \$9.4 million

One of SWIA’s duties is to make funding awards based upon recommendations from DWI. Division staff use Priority Rating Systems (PRSs) developed and approved by SWIA to review applications. Additionally, affordability criteria may impact the awarding of funding.³ Figure 2.1 shows the awarding of funding for the life of the Authority, including FY 2023-2024, for all programs awarded by SWIA. As shown by the chart, the amount of funding and number of awards made by SWIA dropped to levels commensurate with FY 2021-2022.

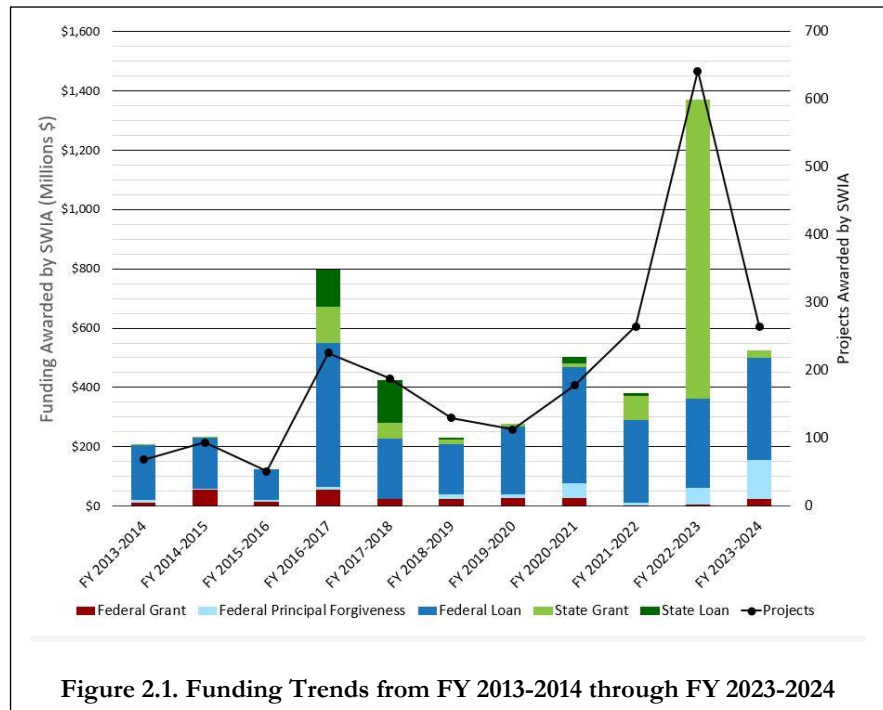


Figure 2.1. Funding Trends from FY 2013-2014 through FY 2023-2024

made by SWIA dropped to levels commensurate with FY 2021-2022. Over 99 percent of funds from ARPA (approximately \$1.1 billion) were awarded in FY 2022-2023, which resulted in a large amount of projects being awarded as well. The funds awarded included awards made by SWIA related to the BIL Drinking Water Lead Service Line Replacement (DWSRF-LSLR) program as well as BIL funds for emerging contaminants made from the Clean Water State Revolving Fund (CWSRF-EC) and Drinking Water State Revolving Fund (DWSRF-EC). The paragraphs below go into more detail related to the different sources of funding and different aspects of the programs.

Co-Funded means that projects are funded via two or more different funding programs.

Water and Wastewater Construction Projects. For FY 2023-2024, funding for water and wastewater

¹ DWSRF-LSLR funds shown are for FFY 2021-2022 funds only.

² State Reserve Program funds include funds from the Wastewater State Reserve, Drinking Water State Reserve, and funds for the Asset Inventory and Assessment and Merger/Regionalization Feasibility planning grants.

³ Duties related to funding may be found in G.S. 159G-71(1-4). See Appendix C for a full listing of SWIA duties.

construction projects came from the CWSRF, CWSRF-EC, DWSRF, DWSRF-EC, CDBG-I, and SRP programs. In total, these funds provided approximately \$431.7 million in funding related to water and wastewater infrastructure. Figures 2.2 and 2.3 show the breakdown of the number of projects awarded and the amount of funding awarded, respectively.

Approximately \$365.2 million in funding was provided in the CWSRF and DWSRF programs, including approximately \$59.9 million in principal forgiveness (PF). The BIL, which President Biden signed into law in 2021, included PF funding above previous PF funding levels. The State Water Infrastructure Authority also awarded approximately \$21.5 million and \$5.8 million from the DWSRF-EC and CWSRF-EC, respectively. The CDBG-I program had two funding rounds during FY 2023-2024. SWIA also awarded a total of approximately \$22.4 million from the CDBG-I program. Last, SWIA awarded approximately \$9.7 million in funding from the SRP for construction projects. In FY 2023-2024, no funding from the VUR was available for construction projects.

Green Projects. The CWSRF program includes provisions to fund green projects, requiring at least 10 percent of the funds available from the capitalization grant to be used for this purpose, subject to receiving sufficient qualifying applications. Green projects

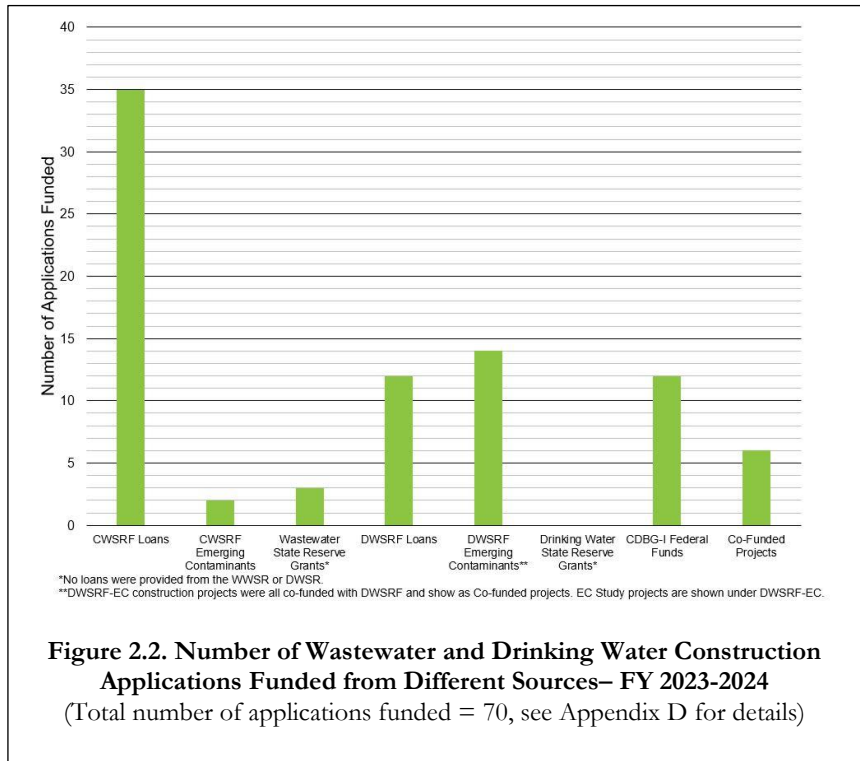


Figure 2.2. Number of Wastewater and Drinking Water Construction Applications Funded from Different Sources– FY 2023-2024
(Total number of applications funded = 70, see Appendix D for details)

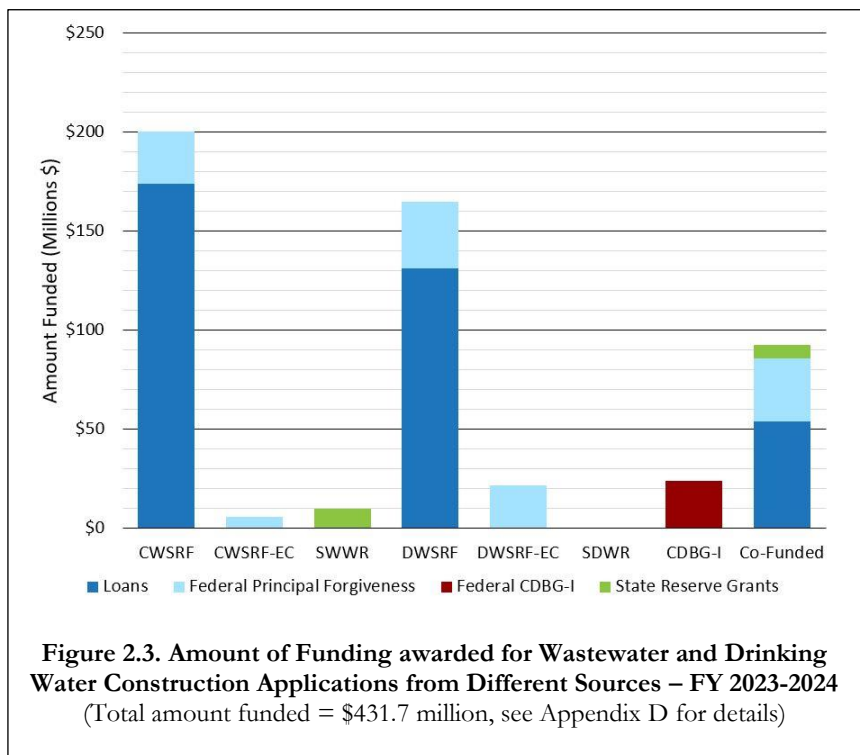
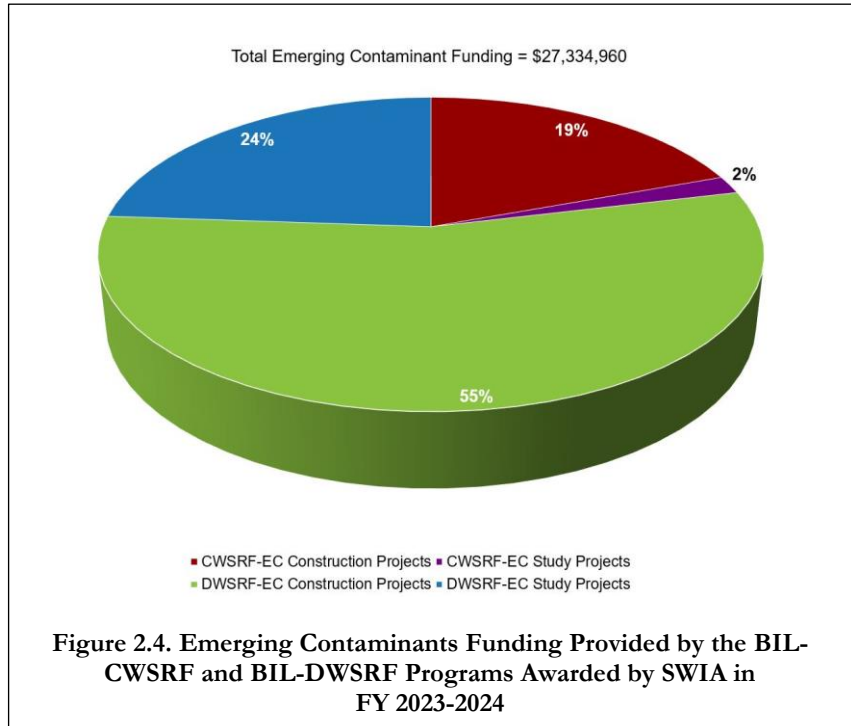


Figure 2.3. Amount of Funding awarded for Wastewater and Drinking Water Construction Applications from Different Sources – FY 2023-2024
(Total amount funded = \$431.7 million, see Appendix D for details)

address green infrastructure such as certain stormwater control measures (SCMs), energy efficiency improvements, reuse, rainwater harvesting, and stream restoration. In FY 2023, 2024, SWIA awarded funds for one green project, totaling \$9,588,700.

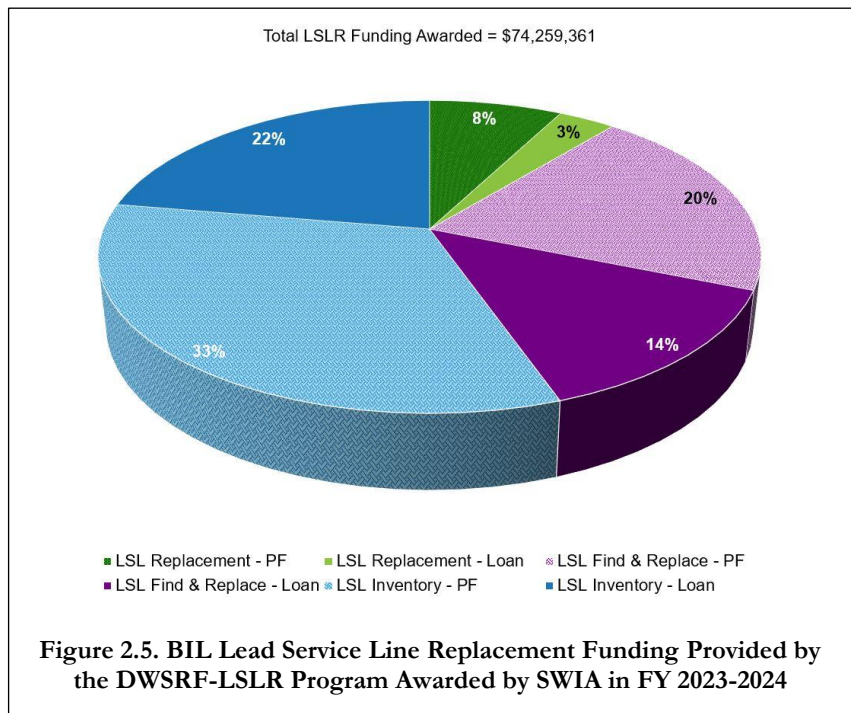
Emerging Contaminants.

Part of the BIL included funding to address issues related to EC. At its February 2024 meeting, SWIA awarded the first funding related to the CWSRF-EC and DWSRF-EC. The Intended Use Plans (IUPs) for each of these programs provided allotments for both EC construction projects and EC study projects. All funding provided from the EC programs is 100 percent PF. Figure 2.4 shows the breakdown of funding between the CWSRF and DWSRF EC programs.



Lead Service Line Replacement.

Another part of the BIL is related to the DWSRF-LSLR program. At its September 2023 meeting, SWIA awarded the first LSLR funding and has since made awards at its December 2023, February 2024, and April 2024 meetings. Federal FY 2021-2022 provided \$67,037,740 in capitalization grant funds and \$10,221,620 in funds from the FFY 2022-2023 capitalization grant funds that were awarded by SWIA in FY2023-2024. Forty-nine percent of the funding from capitalization grants is required to be PF. Applicants to the DWSRF-LSLR program could receive funds for lead service line (LSL) replacement, LSL find and replace, and LSL inventory projects. During four meetings during FY 2023-



2024, SWIA awarded two, 15, and 79 LSLR, LSL find and replace, and LSL inventory projects, respectively. Figure 2.5 shows the breakdown of funding between the project types and PF.

Planning Grants. In FY 2023-2024, DWI continued to fund planning grants from the VUR as well as SRP, including the remaining funds from ARPA. These planning grants included Asset Inventory and Assessment (AIA) as well as Merger/Regionalization Feasibility (MRF) grants. Asset Inventory and Assessment grants provide funding for LGUs to complete an array of tasks, ranging from creating mapping of water distribution and wastewater collection systems to developing a complete asset management plan. Merger/Regionalization Feasibility grants enable an LGU to study options to increase the viability of their water and/or wastewater utilities. Some options considered might include merging or consolidating with another utility or gaining economies of scale through working with other LGUs. In FY 2023-2024, SWIA awarded funding from both the base SRP and VUR as well as ARPA SRP in funding for AIAs. See Figure 2.6 for distribution of funds awarded for planning grants.

Small Systems. The Division of Water Infrastructure has always placed an emphasis on funding small systems, which DWI considers to be systems that serve a population of 10,000 people or less. The DWSRF program also has a Small System Reserve

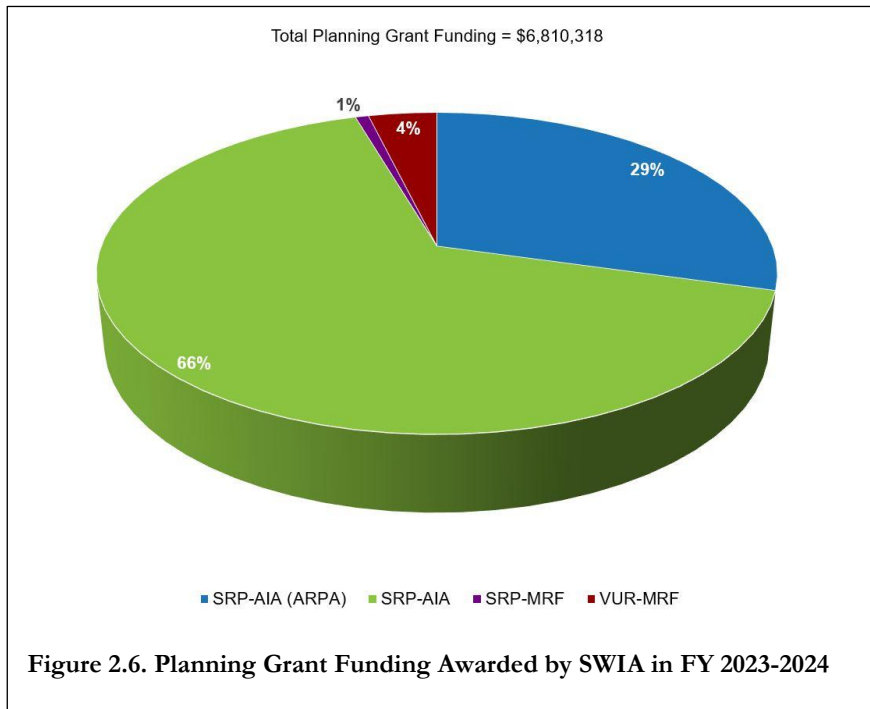


Figure 2.6. Planning Grant Funding Awarded by SWIA in FY 2023-2024

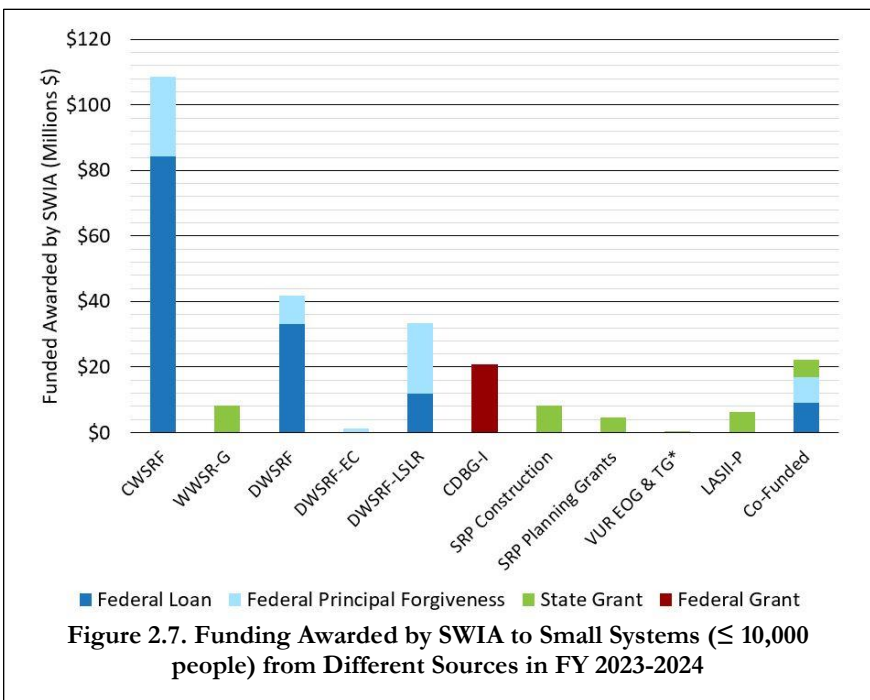


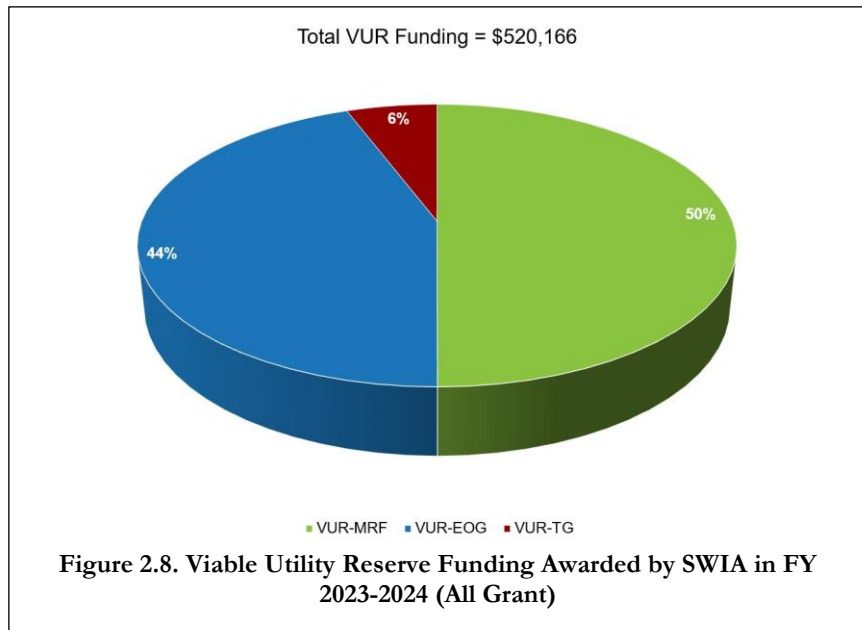
Figure 2.7. Funding Awarded by SWIA to Small Systems (≤ 10,000 people) from Different Sources in FY 2023-2024

requirement, which DWI consistently has met. In the PRSs for water and wastewater construction projects, priority is given to applicants with populations of less than 10,000 people. The SRP AIA grant program requires that applicants have 10,000 residential connections (a population of approximately 24,500 people) or less to be eligible. Upon funding, DWI staff noted which funding recipients have a population of 10,000 people or less. Also, the VUR is available to distressed LGUs, and most of the distressed LGUs have populations of 10,000 people or less. In FY 2023-2024, 44.4 percent of the funding (\$233.7 million) went to small systems. Of that funding, \$129.5 million (55.4 percent), \$55.6 million (23.8 percent), \$20.8 million (8.9 percent), and \$19.7 million (11.9 percent) were in loans, PF, federal grants, and state grants, respectively (see Figure 2.7 on the previous page).

2.1.2 Viable Utilities Program

The State Water Infrastructure Authority, along with DWI, continued to implement the VU program, which entered its third year during FY 2023-2024. The paragraphs below describe the activities SWIA continued or completed during the past fiscal year.

Funding Awarded. As discussed in Section 2.1.1, SWIA awarded funding from the VUR. In FY 2023, SWIA awarded a total of \$520,166 to 18 projects. See Figure 2.8 for the breakdown by percentage. Due to ARPA funds being expended in FY 2022-2023, no VUR construction funding was awarded this past fiscal year, along with no VUR-AIA funding. The two EOG grants awarded were to Cliffside Sanitary District and the Town of Eureka, both LGUs under fiscal control of the LGC. Fifteen training grants were awarded to LGUs, and one LGU (City of Goldsboro) received an MRF.



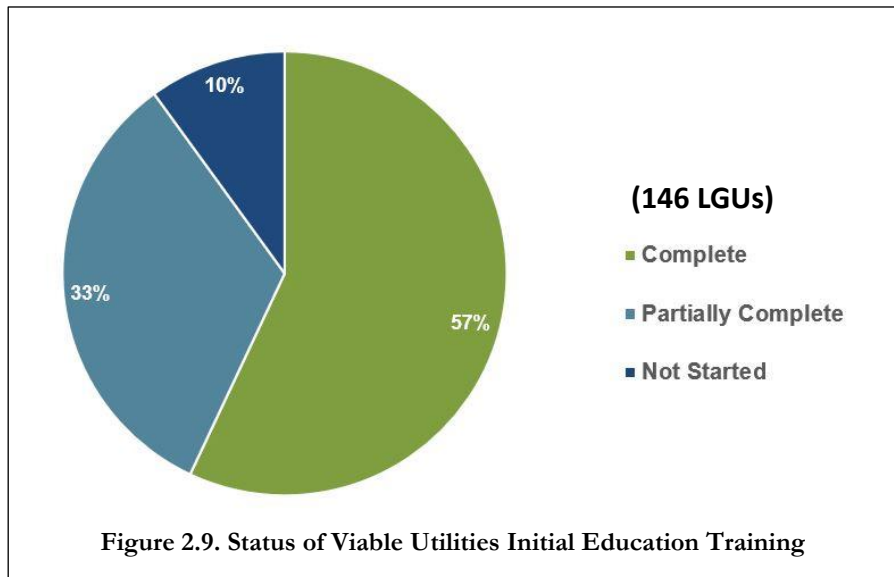
Annual Assessment. With the assessment that occurred in FY 2023-2024, DWI staff have completed three assessments. Late in FY 2022-2023, DWI staff, in conjunction with LGC staff, completed an assessment for distressed status of all LGUs across the state. This assessment included reviewing each Identification Criterion to determine distressed status. Staff also analyzed Assessment Criteria data related to Identification Criterion 3 (D3). The assessment identified six LGUs under Identification Criterion 2 (D2). Eight LGUs were identified as having Assessment Criteria scores above the thresholds for the second year in a row. Twenty-five LGUs were identified under the D3 Assessment Criteria

as having scores above the thresholds for the first time. Of those 25, six LGUs requested designation. At the July 2023 meeting, SWIA designated 15 LGUs as distressed, although two were pending passage of a resolution asking for designation. After the meeting, the Town of Wade declined to pass a resolution requesting designation, so DWI reduced the number to 14. At its September 2023 meeting, SWIA designated the Town of Waynesville as distressed, which brought the number back up to 15. All LGUs designated as distressed received \$2,000 training grant awards to be used within two years of designation.

Both SWIA and DWI determined it would be appropriate in FY 2023-2024 to reevaluate the Assessment Criteria to determine if staff needed to make modifications. In FY 2023-2024, staff met with the Viable Utilities Committee (VUC) of SWIA to discuss the approach to the modifications. Staff provided updates to SWIA at the September and December 2023 meetings, and at its February 2024 meeting, SWIA voted to approve minor modifications to the Assessment Criteria. The VUC, along with DWI staff, will analyze the potential impacts of more major modifications during FY 2024-2025

Viable Utilities Education. During FY 2023-2024, DWI staff continued the VU education program called Best Utilities Management Practices (BUMP) training. In early 2024, staff held training for local government elected officials and staff of distressed LGUs at three different locations across the state (Rutherfordton, Williamston, and Fayetteville).

Staff also offered BUMP training at the North Carolina Rural Water Association’s annual conference in May 2024. Figure 2.9 shows the status of the VU initial education training. This figure includes all LGUs designated as distressed through September 2023. At SWIA’s April 2024 meeting, staff provided an update to SWIA members.



2.1.3 Other State Water Infrastructure Authority Activities

Along with awarding funding to projects and implementing the VU program, SWIA also conducted other activities, which are described in the paragraphs below.

Approval of Priority Rating Systems. Annually, SWIA and DWI staff review the PRSs associated with funding programs and make changes based upon DWI recommendations. At its July 2023 meeting, SWIA approved the final PRS for the CWSRF-EC and DWSRF-EC programs as well as

modifications to the DWSRF and CWSRF programs, which went into effect for the Fall 2023 and Spring 2024 funding rounds. SWIA and DWI staff also reviewed the PRSs again in February 2024, and after a public comment period in March, SWIA approved the final PRS for the CDBG-I, CWSRF-EC, DWSRF-EC, drinking water and wastewater, DWSRF-LSLR, VUR-AIA, and VUR-MRF programs in April 2024. The latest versions of the PRSs go into effect in July 2024.

The modifications to these PRSs (1) clarified some language; (2) incorporated projects addressing newly-promulgated standards for PFAS in the PRS; (3) consolidated line items; (4) updated line item scores; (5) updated the water/wastewater rates thresholds for line items to percentiles of more recent rates data; and (6) and allowed local government units under LGC fiscal control that have received Emergency Operating Grants in the last two fiscal years to automatically qualify for maximum Category 4: Affordability points. Regarding the VUR construction PRS, in September 2023, SWIA approved changes to the VUR Construction PRS to allow LGUs under LGC fiscal control (Identification Criterion 1) to claim Line Items 2.B.1 or 2.C.1 points if the project for which the LGC applies on the LGU's behalf will specifically address infrastructure, organizational, and financial issues that made the LGU distressed.⁴

In February 2024, DWI staff proposed changes to the VUR planning grant PRSs for the VUR-AIA and VUR-MRF programs. The changes would prioritize D1 LGUs the highest, then, rather than utilize Assessment Criteria scores and tiebreakers, applications would be evaluated using the same PRSs as used for SRP-AIAs and SRP-MRFs, with the two tiebreakers being Assessment Criteria score and LGU indicators. SWIA approved this modification at its February 2024 meeting⁵, and after a public comment period where no comments were received, SWIA approved the final PRSs at its April 2024 meeting. DWI staff will implement the changes for the Fall 2024 funding round.


SRP-AIA Match Changes for Local Governments Designated as Distressed. Due to the limited amount of funding in the VUR, SWIA awards many distressed LGUs from the SRP and SRF programs. For SRP-AIA planning grants, every award recipient must provide a match, whereas VUR-AIA planning grants do not require a match. Due to the nature of distressed LGUs experiencing financial difficulties and their general lack of staff, many distressed LGUs find meeting a required match to be difficult. At the April 2024 SWIA meeting, DWI staff discussed this issue with the Authority, and members agreed with not requiring a match for distressed LGUs from the SRP, consistent with the practice of not charging a match for VUR-AIA planning grants.

Engagement with Local Government Units and Technical Assistance Agencies. As part of their meetings throughout FY 2023-2024, SWIA had the opportunity to hear from LGUs and technical assistance agencies about activities within their organizations. The paragraphs below summarize the presentations of each of these organizations.

⁴ The LGC approved this modification to the VUR Construction PRS at its October 2023 meeting.

⁵ The LGC approved the modifications to the VUR planning PRSs at its March 2024 meeting and specified that unless changes were made to the PRSs due to public comments, their approval was final.

City of Oxford. At SWIA’s September 2023 meeting, Ms. Amy Ratliff, the City’s Engineer, presented on the City’s infrastructure improvements with funding from DWI programs. Some of the infrastructure within the city limits is well over a hundred years old, and the City maintained mapping in antiquated formats. In 2016, the City began updating their mapping and developing an asset management plan (AMP). The efforts resulted in a capital improvement plan (CIP) that enabled the City to obtain funding from DWI’s funding programs. Since 2016, the City has obtained approximately \$57.9 million in funding related to its water and wastewater infrastructure. Additionally, it received a LASII planning grant in FY 2022-2023.



UNC Environmental Finance Center (UNC-EFC). At the December 2023 SWIA meeting, Erin Riggs, Executive Director of the UNC-EFC,




presented the results of a survey of LGUs that recently completed an AIA or an MRF. UNC-EFC staff conducted interviews with ten SRP-AIA recipients and ten SRP-MRF recipients to learn about LGUs’ reactions related to these planning grants. For AIAs, recipients thought that both types of planning grants were beneficial, while MRF grants tend to be more prone to the influence of local politics. Overall, those surveyed applauded DWI’s efforts to assist them throughout the planning grant process.

Surry County. At its April 2024 meeting, SWIA heard from Surry County, which hosted the meeting. Within the County, the Towns of Dobson and Mount Airy own water and wastewater facilities. The Town of Elkin operates a water facility, and both the Town of Pilot Mountain and the Yadkin Valley Sewer Authority (YVSA) operate wastewater-only facilities along with Wayne Sanderson, a private wastewater facility. The County works with these LGUs and Wayne Sanderson to ensure cohesive expansions of water and wastewater facilities.



Yadkin Valley Sewer Authority. At SWIA’s April 2024 meeting, YVSA presented on their evolution as a regional wastewater provider. It was established in 2006 and began operations in 2010. The YVSA serves the towns of Elkin, Jonesville, and Ronda, all of which are in separate counties (Surry, Yadkin, and Wilkes, respectively). Over the years, YVSA has grown from struggling to make ends meet to becoming a robust utility that has utilized DWI funding over the years to improve its wastewater system.



2.2. Challenges Identified by the State Water Infrastructure Authority

In FY 2023-2024, SWIA identified five challenges that required its focus: (1) enhancing access to funding for equity and environmental justice considerations; (2) funding dedicated to LSL inventory and replacement; (3) preparing for funding dedicated to EC; (4) working with LGUs to gain economies of scale; and (5) funding distressed LGUs. This section discusses these challenges and the manner in which SWIA has addressed them and/or will address them.

2.2.1 Enhancing Access to Funding for Equity and Environmental Justice Considerations

Within a few weeks of taking office, President Biden established the Justice40 Initiative, which is a whole-of-government effort to deliver at least 40 percent of the overall benefits from federal investments to disadvantaged communities.

Additionally, DEQ has recognized the need to address environmental justice as part of its mission. It developed a definition of Potentially Underserved Block Groups⁶ and utilized DEQ's Community Mapping System (CMS) as a way to implement the definition. The CMS enables interested parties to locate those areas geographically.

Further, BIL requires that significant amounts of SRF funding be awarded in additional subsidies to disadvantaged communities, with a request to all states to reconsider the definition of disadvantaged communities to encompass additional considerations. A few states, including North Carolina, have recognized that while some LGUs do not qualify as disadvantaged communities when assessed as a whole, many have disadvantaged areas within their boundaries where residents face similar affordability and access-to-service challenges as others in LGUs that qualify as disadvantaged communities.

In FY 2022-2023, SWIA approved a revised PRS for construction projects (CWSRF, DWSRF, SRP, and VUR)⁷ to include line items for disadvantaged areas, which has been used in FY 2023-2024 funding rounds. Line Item 1.E, in Project Purpose, enables applicants to claim points for projects that provide service to disadvantaged areas. Line Item 4.C.4, in the Affordability category, allows

Challenges Identified by SWIA & Solutions Implemented

- Challenge: Enhance access to funding for equity & environmental justice considerations – Solutions: Line items developed for PRSs and funding awards to disadvantaged areas tracked
- Challenge: Funding dedicated to lead service line replacement – Solution: DWSRF-LSLR program implemented with four funding rounds during FY 2023-2024
- Challenge: Funding dedicated to emerging contaminants – Solution: DWSRF-EC and CWSRF-EC inaugural funding awards made in FY 2023-2024
- Challenge: Working with local government units to gain economies of scale – Solution: Ongoing
- Challenge – Funding Distressed local government units – Solution: SWIA continues funding distressed LGUs beyond VUR funding and tracks awards made

⁶ A Potentially Underserved Block Group relates to the share of nonwhites and Hispanic or Latino (of any race) that is over 50 percent or at least ten percent higher than the County or State share, and the share of population experiencing poverty is over 20 percent or at least five percent higher than the County or State share.

⁷ By its nature, the CDBG-I program funds projects that exclusively benefit low-to-moderate income households.

applicants to claim points for projects that address issues in a disadvantaged area within an LGU that might not be disadvantaged. Additionally, the line items within this category provide more points for economic distress.

In FY 2023-2024, DWI staff began tracking funding to disadvantaged areas based upon those who received points for Line Items 1.E and 4.C.4. This past fiscal year, SWIA awarded \$152.8 million in funding (29.0 percent of all funding) to projects that address infrastructure issues in disadvantaged areas. Of this funding, \$89.0 million (58.2 percent), \$61.5 million (40.2 percent), and \$2.3 million (1.5 percent) were loans, PF, and state grants, respectively. Figure 2.10 shows the distribution of funding to disadvantaged areas.⁸

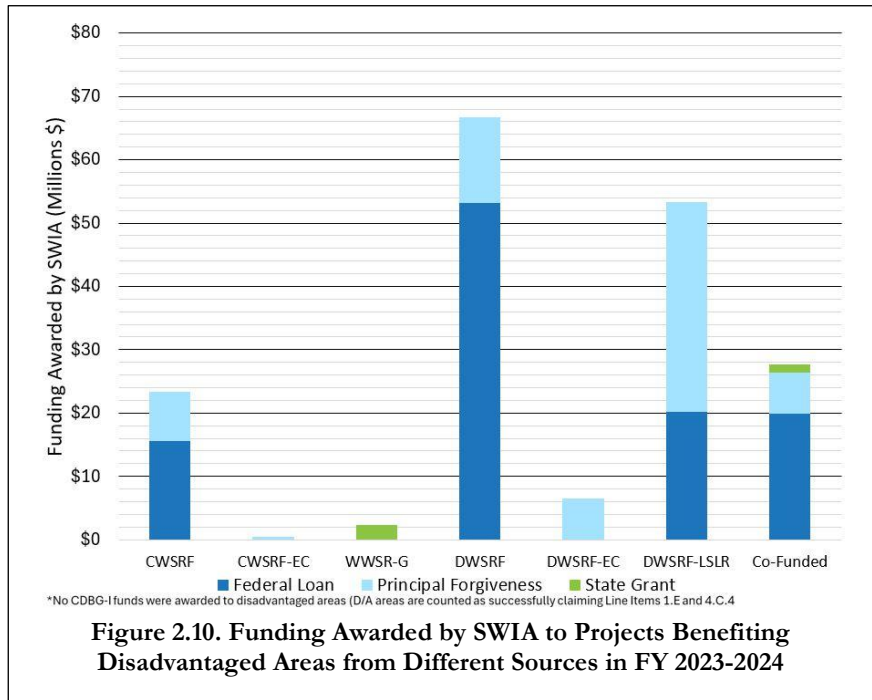


Figure 2.10. Funding Awarded by SWIA to Projects Benefiting Disadvantaged Areas from Different Sources in FY 2023-2024

2.2.2 Funding Dedicated to Lead Service Line Inventory and Replacement

Long before Flint, Michigan’s water crisis, lead service lines (LSLs) have been an issue that environmental agencies across the country, as well as the U.S. Environmental Protection Agency (USEPA), have needed to address. President Biden signed into law the Infrastructure Investment and Jobs Act of 2021, also known as the Bipartisan Infrastructure Law (BIL). Part of BIL includes specifically appropriated SRF program funds with additional subsidies to address LSL inventorying and LSLR. Coincidentally, the revised Lead and Copper Rule requires all public water systems to identify and inventory LSLs by October 2024. BIL funding can be used to assist public water systems to achieve this regulatory requirement and to replace known LSLs.

During FY 2023-2024, SWIA gave final approval to the DWSRF-LSLR PRS. In August 2023, DWI began taking applications on a rolling basis, with intake deadlines⁹ in August 2023, November 2023, January 2024, and March 2024. SWIA made awards at its September 2023, December 2023, February 2024, and April 2024 meetings. Table 2.1 below shows the awards made at each meeting. See Figure 2.5 for the percentages awarded within the program.

⁸ Figure 2.11 data are based on awards made to applicants who successfully claimed Line Items 1.E and/or 4.C.4, neither of which are included in the CDBG-I PRS. Therefore, CDBG-I funding is now shown in the figure.

⁹ These deadlines were for review purposes only, to enable DWI staff to conduct a review of applications received in time for SWIA meetings.

Table 2.1. Funding for the BIL Drinking Water State Revolving Fund Lead Service Line Replacement Program

Meeting Date	Project Type			Total
	LSL Replacement	LSL Find & Replace	LSL Inventory	
September 19, 2023	\$8,159,150	\$9,564,433	\$16,640,840	\$34,364,423
December 12, 2023	\$0	\$3,998,000	\$9,164,750	\$13,162,750
February 20, 2024	\$0	\$4,468,431	\$8,308,300	\$12,776,731
April 16-17, 2024	\$0	\$6,932,965	\$7,022,491	\$13,951,456
Total	\$8,159,150	\$24,963,829	\$41,136,381	\$84,255,360

DWI had received conditional awards from USEPA for the FFY 2021-2022 capitalization grant for DWSRF-LSLR, requiring the Division to identify a complete project list prior to being able to draw down the federal funds. In the April 2024 SWIA meeting, enough projects and funding awards were identified to request the entirety of the FFY 2021-2022 capitalization grant, and a portion of the FFY 2022-2023 capitalization grant. The Division applied for the FFY 2022-2023 capitalization grant in early 2024.

2.2.3 Funding Dedicated to Addressing Emerging Contaminants

Emerging contaminants have been an issue of increasing concern across the country, especially in North Carolina where GenX and other PFAS compounds have been a concern for the past several years. BIL provides funding in the form of additional subsidies, through the SRF programs, to address this issue. In June 2022, USEPA revised Health Advisory Levels for four emerging contaminants, significantly lowering the thresholds at which emerging contaminants are deemed to be a concern. In March 2023, USEPA released proposed maximum contaminant levels (MCLs) for two PFAS compounds, and a Hazard Index (HI) for a combination of four other PFAS compounds. In April 2024, EPA promulgated MCLs and HI for six PFAS compounds.

In FY 2023-2024, DWI implemented two new funding programs as part of the BIL, the DWSRF-LSLR program and the EC programs (CWSRF-EC and DWSRF-EC). All funding awarded for the CWSRF-EC and DWSRF-EC is 100 percent PF. In addition, funding from the DWSRF, CWSRF, SRP, and CDBG-I can be used to address PFAS contamination.

DWI offered half (\$21.2 million) of the total FFY 2021-2022 and 2022-2023 DWSRF-EC allotments (\$42.5 million) in February 2024. The remainder of these allotments will be offered in FY 2024-2025 (July 2024). Division staff also allotted a portion of the \$21.2 million for PFAS study grants. Fifty percent of the EC funding for the DWSRF-EC is reserved for PFAS evaluation and assessment studies if there is sufficient demand. For the CWSRF-EC, DWI offered all of the FFY 2021-2022 and FFY

2022-2023 (\$5.3 million), along with a portion of the FFY 2023-2024 allotment, which SWIA awarded in February 2024. Table 2.2 shows the EC funding SWIA awarded in FY 2023-2024.

Funding Type	CWSRF-EC	DWSRF-EC	Total
Evaluation & Assessment Studies	\$500,000	\$6,530,000	\$7,030,000
Construction	\$5,304,960	\$15,000,000	\$20,304,960
Total	\$5,804,960	\$21,530,000	\$27,334,960

2.2.5 Funding Distressed Local Government Units

In 2020, the N.C. General Assembly passed S.L. 2020-79, which created the Viable Utilities (VU) program, including a framework for designation of LGUs as Distressed, and the Viable Utility Reserve (VUR). LGUs designated as Distressed face significant financial challenges in addressing all of their infrastructure needs and in implementing planning programs and infrastructure projects to ensure the long-term viability of their drinking water and wastewater systems.

While the number of distressed LGUs continues to grow, post-ARPA funding for distressed utilities, particularly in the VUR, will be significantly less than what it has been. The distressed LGUs must complete statutory requirements such as developing an asset inventory, which requires funding. Division staff continue to work with these LGUs by providing guidance, including review of draft applications in preparation for submittals.

Since 2021, SWIA and the Local Government Commission (LGC) have awarded funds from the VUR to LGUs they have designated as distressed (see Section 7.3 for more detail about the VU program). Applicants who have been designated as distressed could apply for funding from the VUR as well as other funding programs. In FY 2023-2024, SWIA awarded \$70.6 million (13.4 percent) of all construction funding to distressed LGUs. Of that funding, \$17.1 million (24.2 percent), \$38.1 million (54.0 percent), \$5.0 million (7.1 percent), and \$7.6 million (14.7 percent) were awarded as loan, PF, federal grant, and state grant, respectively. Figure 2.11 shows the distribution of that funding across funding programs.

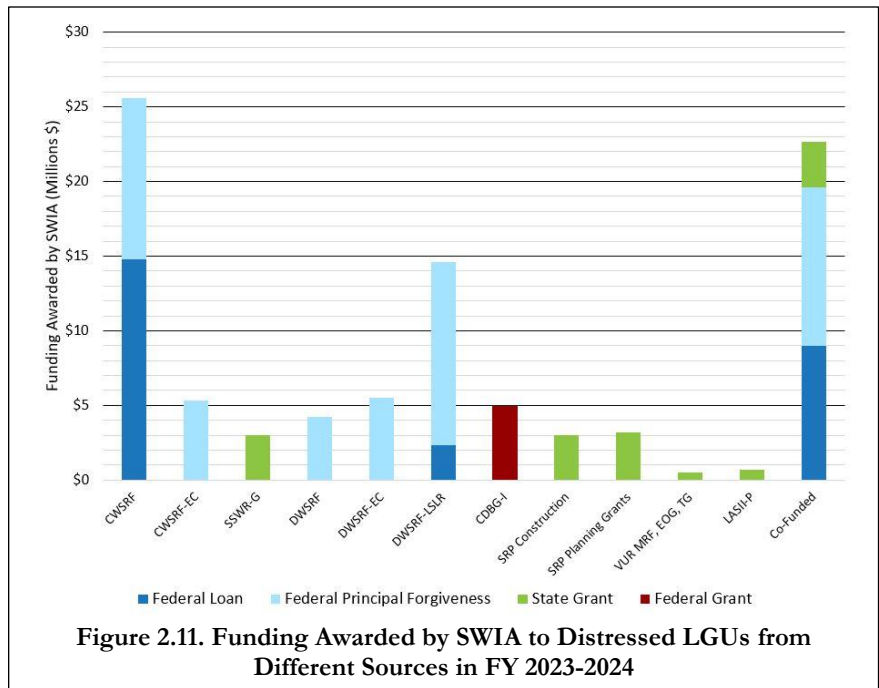


Figure 2.11. Funding Awarded by SWIA to Distressed LGUs from Different Sources in FY 2023-2024

Figure 2.8 in Section 2.1.2 shows the distribution of planning grant funding. Overall, SWIA awarded \$260,000, \$0, \$30,000, and \$230,166 in VUR MRF, AIA, TG, and EOG, respectively, during FY 2023-2024.

In its September and December 2023 meetings, SWIA considered options and took action to limit access to future VUR grants to distressed LGUs that are current or making progress on their statutory requirements under the Viable Utilities program, and to fund only projects that result from planning activities that would help the LGU achieve or enhance viability of its water/wastewater service. In early 2024, the Local Government Commission took concurring actions. Those actions will influence funding decisions from VUR grants starting in Fall 2024.

2.3 Next Steps

As shown in previous sections of this chapter, SWIA has begun several tasks that will continue into FY 2024-2025. This section discusses the steps that will be taken in the coming fiscal year.

Next Steps for SWIA in Fiscal Year 2024-2025

- Make funding decisions and approve updates to 2025's Priority Rating Systems to use for application intake, including projects related to emerging contaminants and stormwater projects
- Update plans for prioritizing VUR funding
- Implement Phase 2 of the Viable Utilities Program Identification Criterion 3 Assessment Criteria
- Update the Statewide Master Plan

2.3.1 Funding Decisions and Application Intake for Construction Projects, Including Projects that Address Emerging Contaminants and Lead Service Line Replacement

On April 30, 2024, DWI staff completed application intake for its water and wastewater programs and the remainder of its LASII stormwater program for construction grants. SWIA will make awards for these applications at its July 16, 2024, meeting. Funding will come from CDBG-I, the base and BIL General Supplemental CWSRF and DWSRF, DWSRF-EC, VUR planning grants, and LASII stormwater construction grants.

It is anticipated that SWIA will review and update the Priority Rating Systems in early 2025 ahead of the Fall 2025 application funding round.

2.3.2 Update Plans for Prioritizing Viable Utility Reserve Funding

This past year in S.L. 2023-134, the NCGA appropriated \$10 million for the VUR, to be used over the biennium. Division staff developed an implementation plan for utilizing these limited funds. For the Spring 2024 application round, approximately \$400,000 is allocated for VUR planning grants. Only VUR-AIA applications were received, and SWIA will make awards for this fund at its July 16, 2024 meeting.

Additionally, the remainder of the funds will be utilized for construction projects and a portion reserved for Emergency Operating Grants. DWI staff proposed, and SWIA agreed, for the purpose of

eligibility, to require that applicants complete the required initial education and to discuss why the proposed project would move the LGU toward viability. Applications for construction projects funded via the VUR will be taken for the Fall 2024 funding round, with SWIA awarding VUR funds at its February 2025 meeting.

2.3.3 Implement Phase 2 of the Viable Utilities Program Identification Criterion 3 Assessment Criterion

State Law 2020-79 created the VU program in 2020. This law requires that SWIA establish a set of Identification Criteria¹⁰ by which LGUs can be evaluated to determine if they are distressed¹¹ as defined in the General Statutes. As of FY 2023-2024, DWI staff had completed three assessments, and SWIA had designated 145 LGUs as distressed, meaning that they are now required to fulfill the statutory requirements listed in N.C.G.S. 159G-45(b).

Since DWI staff have completed three years of evaluations, they began evaluating the parameters used in the Assessment Criteria, which fall under Identification Criterion 3. Evaluation began in early 2024, and DWI staff recommended to SWIA that the Assessment Criteria related to population per miles of pipe parameters be removed. SWIA also approved modifying the drinking water compliance parameter to include Lead and Copper Rule violations and changing the high rates parameter scoring threshold. Those modifications will be used to evaluate LGUs in the 2024 reassessment. Distressed designations for this year will be made at the July 16, 2024 meeting.

During FY 2024-2025, DWI staff, in conjunction with SWIA, will be conducting an in-depth review of the Assessment Criteria. One of the items under consideration is the threshold for designation. Other parameters will be evaluated for inclusion or removal. Any proposals will be brought to the VUC, with full SWIA approval during this next fiscal year.

2.3.4 Update of Master Plan

The previous master plan, entitled “North Carolina’s Statewide Water and Wastewater Infrastructure Master Plan: The Road to Viability” (the Master Plan), was approved by SWIA in 2017. The utility management and funding landscape has changed since then, and DWI staff are preparing for an update of the Master Plan. In FY 2024-2025, the Chair will be convening a Master Plan Update Committee (MPUC). Staff estimate that the plan will be completed and released during FY 2025-2026.

2.4 Recommendations

As part of this annual report, SWIA also makes recommendations. This section discusses recommendations that SWIA believes will improve funding for water and wastewater systems.

¹⁰ N.C.G.S. 159G-45(a)

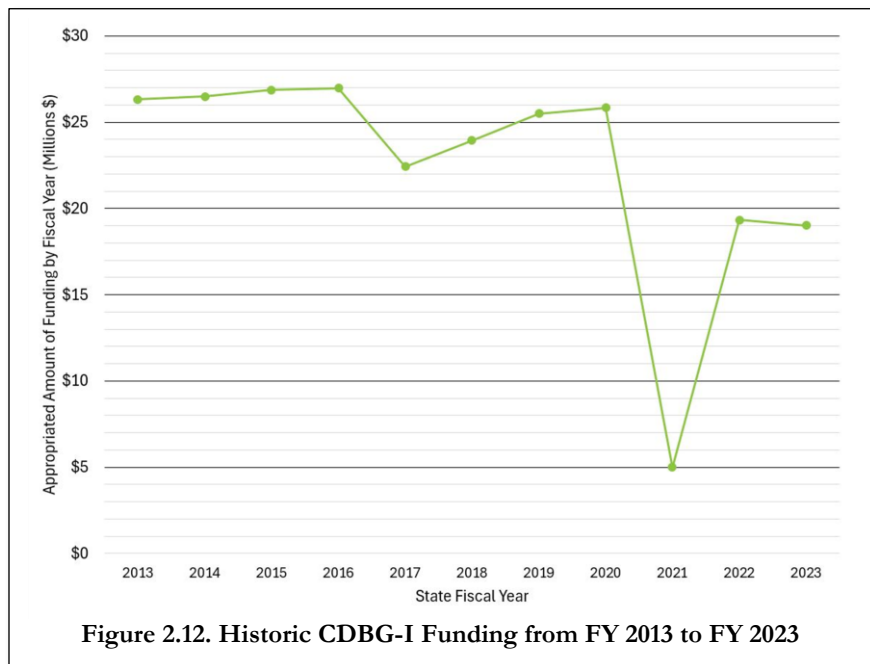
¹¹ N.C.G.S. 159G-20(4a)

SWIA Recommendations for FY 2024-2025

- Continue funding of the CDBG-I program
- Provide a recurring source of funding for the Viable Utility Reserve
- Continue funding the Local Assistance for Stormwater Infrastructure Investment program
- Limit or eliminate the pre-allocation of project funding

2.4.1 Continue Funding of the CDBG-I Program

Division staff have implemented the CDBG-I program since the NCGA designated a portion of the Community Development Block Grant (CDBG) funding the state receives for infrastructure. Figure 2.12 shows the historic funding related to the CDBG-I program since DWI began administering funds. As shown, funding has varied widely over the years, including a substantial drop in FY 2020-2021, most likely related to the influx of ARPA funding devoted to infrastructure that arrived at the beginning of 2022. While funding levels rebounded somewhat in FY 2022, funding levels remain well below levels seen between FY 2016-2017 and 2019-2020.



These funds go to place projects in low-to-moderate income (LMI) areas of municipalities and counties across the state, which directly benefits residents within these areas. In the past few years, funding has dropped for this program, which impacts the ability of municipalities and counties to serve their citizens by providing safe drinking water and safe methods to dispose of wastewater. SWIA recommends that the NCGA restore funding to an average of \$25 million per year, which is commensurate with levels seen in FY 2016-2017 through FY 2019-2020.

SWIA recommends that the NCGA restore CDBG-I funding levels to an average of \$25 million per year.

2.4.2 Provide a Recurring Source of Funding for the Viable Utility Reserve

Since the inception of the VU program in 2020, 145 LGUs (29 percent) are designated as distressed. This number is expected to increase somewhat with the upcoming recommendations for distressed status.¹² When LGUs are designated as distressed, they must complete a set of five criteria: (1) complete initial viable utilities education; (2) complete a rate study and asset assessment and rate study; (3) complete a short-term action plan; (4) complete a long-term action plan; and (5) complete a long-term financial plan. The end goal of this program is to not only move distressed LGUs more toward viability but also to assist the LGU in creating construction projects that will help achieve the end goal. Fulfilling the statutory requirements found in G.S. 159G-45(b) is mandatory and takes funding, as does constructing projects that will benefit these LGUs. In S.L. 2023-134, only \$10 million in non-recurring funds for the biennium was allotted for both planning projects and construction projects. SWIA will be awarding a maximum of \$4 million for VUR planning projects, which could leave less than \$6 million in the VUR for construction, after reserving a portion for Emergency Operating Grants. With the average cost of a project at approximately \$5 million, the remaining funds in the VUR may only cover one or two construction projects.

Since nearly 30 percent of the LGUs are designated as distressed, and with that number expected to grow, the need for funding remains constant and needs to increase to better serve the citizens of North Carolina. SWIA recommends that the NCGA provide a *recurring* source of funding to the Viable Utility Reserve of at least \$50 million per year.

SWIA recommends that the NCGA provide a recurring source of funding for the Viable Utilities Reserve of at least \$50 million per year.

2.4.3 Continue Funding Local Assistance for Stormwater Infrastructure Investment

In SL 2023-134, the NCGA provided the LASII program with \$16,169,851 in funding over the biennium. In the Fall 2022 funding round, DWI staff accepted applications for stormwater planning, construction and establishing new stormwater utility projects¹³ for SWIA to award at its February 2023 meeting. Those funding awards expended all of the ARPA LASII stormwater construction funds. DWI then accepted additional applications for ARPA LASII stormwater planning in its Spring 2023 rounds, and SWIA subsequently awarded the remaining ARPA LASII funds for stormwater planning at its July 2023 meeting. As part of the Fall 2023 funding round, DWI accepted both LASII stormwater construction and stormwater planning applications; however, since SL 2023-134 was not approved until October 2023, DWI staff presented only LASII planning applications to SWIA for approval at its February 2024 meeting. DWI staff accepted only LASII stormwater construction projects during the Spring 2024 application intake. SWIA will award these funds at its July 2024 meeting. Table 2.4 shows the demand for LASII funding since February 2023 and the amount of projects funded. Between February 2023 and July 2024, \$349,851,741 in funding was requested in applications, and \$97,992,913 in funding will have been offered, exhausting all of the funds appropriated to LASII in SL 2021-180 and SL 2023-134. LASII funding met only 28 percent of the demand for funding, based on applications received.

¹² This recommendation will take place at the July 2024 meeting of SWIA, which is beyond the scope of this report.

¹³ Funds for developing and implementing a new stormwater utility came out of the ARPA LASII construction funding.

Table 2.3. LASII Funding Awards (February 2023 through July 2024)

Award Month	February 2023	July 2023	February 2024	July 2024
Funding Requested – SW-Planning ^a	\$22,105,235	\$11,718,900	\$5,908,000	Funds not offered
Funding Awarded – SW-Planning	\$18,265,335	\$6,354,000	\$2,945,000	Funds not offered
% Requested Funds Awarded – SW-Planning	82.3%	54.2%	49.5%	Funds not offered
Funding Requested – SW-Construction	\$219,720,193	LASII Funds Expended	Funds Not Offered	\$88,599,413
Funding Awarded – SW-Construction	\$55,646,375	LASII Funds Expended	Funds Not Offered	\$12,982,203 ^c
% Requested Funds Awarded – SW-Construction	25.3%	LASII Funds Expended	Funds Not Offered	14.5%
Funding Requested – SW-DINU ^d	\$1,800,000	LASI Funds Expended	Funds not offered	Funds not offered
Funding Awarded – SW-DINU	\$1,800,000	LASII Funds Expended	Funds not offered	Funds not offered
% Requested Funds Awarded – SW-DINU	100%	LASII Funds Expended	Funds not offered	Funds Not Offered
Total LASII Funding Requested	\$243,625,428	\$11,718,900	\$5,908,000	\$88,599,413
Total LASII Funding Awarded	\$75,711,710	\$6,354,000	\$2,945,000	\$12,982,203
% Requested Funds Awarded – LASII	31.1%	54.2%	49.5%	14.5%

aSW-P = Stormwater planning

bSW-C = Stormwater construction

cRemaining SL 2023-134 LASII Funds. DWI assumes SWIA will award the entire amount in July 2024.

dDINU = Develop and implement a new stormwater utility. Funds were part of the construction funding.

The LASII program has played a vital role in providing stormwater funding for those communities who would experience significant hardship in generating funding themselves (SL 2021-180). Such funding can provide the assistance needed to construct and rehabilitate stormwater infrastructure. These actions will reduce the water quantity and quality problems many communities without functioning stormwater infrastructure experience.

As shown in the table, requests for LASII stormwater funding have far exceeded availability. Needs estimated from the UNC Environmental Finance Center’s Stormwater Needs Assessment for FY 2020 through FY 2034, which reviewed capital improvement plans (CIPs) of LGUs within the state, show a need exceeding \$2.76 billion over the next several years.¹⁴ Additionally, the LASII funding provided in S.L. 2023-134 is non-recurring. Due to the needs discussed above, SWIA recommends that the NCGA provide on a recurring basis LASII funding of at least \$25 million a year.

SWIA recommends that the NCGA provide on a recurring basis LASII funding of at least \$25 million a year.

2.4.4 Limit or Eliminate the Pre-allocation of Project Funding

For three years, the NCGA has pre-allocated funding for water and wastewater utilities. When the American Rescue Plan Act was signed into law, the NCGA determined how the funding would be allocated. The NCGA pre-allocated \$819,703,286 and \$399,151,655 in FY 2021-2022 and 2022-2023 in direct appropriations to local governments. In FY 2023-2024, another \$1,973,830,149 was pre-allocated in direct appropriations (see Figure 2.13). Had this pre-allocated amount been placed in the competitive portion of the SDWR or SWWR, SWIA could have funded most, but still not all of, the applications submitted for funding in FY 2023-2024, including LGUs designated as distressed, all of which have large infrastructure needs. Even if pre-allocated funding had been available for competitive award, approximately \$2.4 billion in projects would not have been funded.

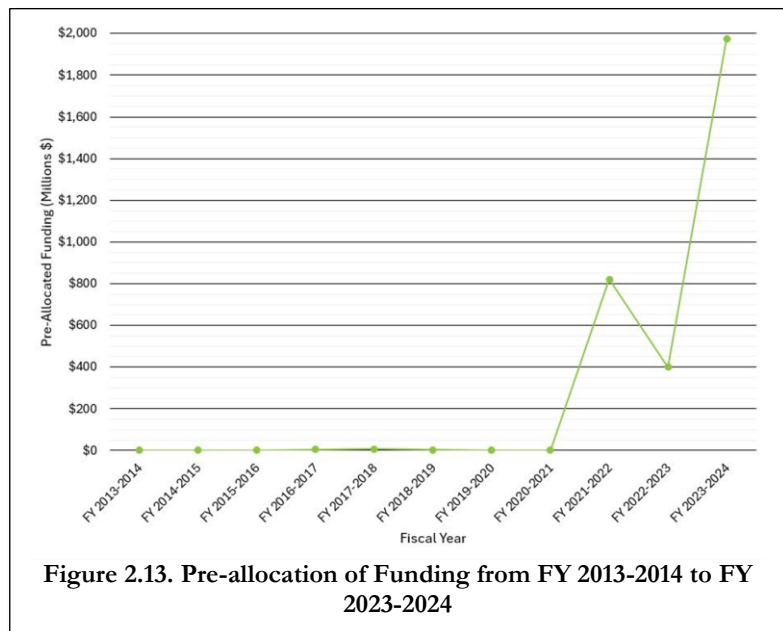


Figure 2.13. Pre-allocation of Funding from FY 2013-2014 to FY 2023-2024

As currently estimated by the USEPA’s Drinking Water Needs Survey¹⁵ and Clean Water Needs Surveys¹⁶, the amount of infrastructure funding needed over the next 20 years **exceeds \$41 billion in North Carolina**. North Carolina’s drinking water infrastructure needs are estimated at \$20.0 billion over twenty years. In addition, North Carolina’s wastewater infrastructure needs are estimated at \$21.136 billion, including \$12.548 billion for wastewater treatment and collection, \$2.142 billion for stormwater, \$1.201 billion for nonpoint source control, and \$5.16 billion for

SWIA recommends that the NCGA limit annual pre-allocation of water, wastewater, and stormwater funding to increase available funding for all local governments.

¹⁴ <https://efc.sog.unc.edu/resource/pilot-north-carolina-stormwater-needs-assessment/>

¹⁵ <https://www.epa.gov/dwsrf/epas-7th-drinking-water-infrastructure-needs-survey-and-assessment#:~:text=The%20survey%20determined%20that%20drinking,cities%2C%20towns%2C%20and%20communities.>

¹⁶ <https://www.epa.gov/system/files/documents/2024-05/2022-cwns-report-to-congress.pdf>

decentralized wastewater treatment systems. As shown, the need for infrastructure funding will grow over time, and pre-allocations have the potential to shut out those who may need the funding most. SWIA recommends that the NCGA appropriate funding to the Viable Utility Reserve, Drinking Water State Reserve, Wastewater State Reserve, Viable Utility Reserve, and LASII, to be awarded through competitive applications following prioritization for the state as established in NC GS 159G. Limiting the amounts made available for pre-allocation (i.e., direct appropriations of specific local government projects) would increase the amount made available for all local government applications.

3.0 Clean Water State Revolving Fund

The Clean Water State Revolving Fund (or CWSRF) represents a long-term investment in wastewater infrastructure by state and federal governments. Since its funds are revolving and not subject to budgetary pressures, it provides some of the most reliable funding for recipients to use for wastewater infrastructure improvements.

This chapter details the annual activities of the CWSRF program. The CWSRF offers loans to recipients at interest rates lower than market rates for clean water infrastructure such as collection systems, wastewater reclamation facilities, and green infrastructure such as stormwater best management practices and stream restoration. Because of the revolving nature of the program, as a recipient repays the loan, all loan repayments go back into the CWSRF and are loaned out again. Highlights of the CWSRF program this past year include the following:

- The State Water Infrastructure Authority (SWIA) awarded approximately \$213.1 million of CWSRF funds.
- Approximately \$26.7 million of the \$213.1 million of CWSRF funds were principal forgiveness (PF) funds targeted at smaller, economically distressed local government units (LGUs).
- The Division of Water Infrastructure (DWI) exceeded a cumulative total of \$3.04 billion in binding commitments since the inception of the program.
- Division staff continued outreach efforts by offering application training for those interested in the program.
- The SWIA continued to award funding from the Bipartisan Infrastructure Law (BIL) supplemental fund. Division staff continued administering this funding.
- The SWIA approved a Priority Rating System (PRS) for the BIL CWSRF Emerging Contaminants (EC) funding, and DWI staff received applications for this program in its Fall 2023 round. Approximately \$5.8 million in CWSRF-EC funds were awarded.

As part of its operating agreement with the United States Protection Agency (USEPA) and in accordance with the Clean Water Act (CWA), the DWI must submit an annual report to the USEPA that details the activities for the state fiscal year. The most recently completed state fiscal year is FY 2023-2024, which spans from July 1, 2023 to June 30, 2024.

This chapter contains the following sections: (1) Overview of Program History, (2) Financial Information, (3) Clean Water State Revolving Fund Project Funding, (4) Environmental Benefits of CWSRF Funding, (5) Distribution of Funded Projects, (6) Clean Water State Revolving Fund Programmatic Goals, and (7) Bipartisan Infrastructure Law Funding.

3.1 Overview of Program History

The CWSRF program replaced the Construction Grants Program in the late 1980s. The purpose of the original grants program, which was established during the 1970s, was to provide funding for local government units (LGUs) to improve their wastewater infrastructure to meet what at the time were new federal mandates, including minimum treatment requirements associated with changes in the Clean Water Act (or CWA) in 1972. In 1987, Title VI of the CWA created the CWSRF program to replace the grants program as a way to establish a sustainable financial program consisting of low-interest loans to recipients for the same purpose of improving water quality and the environment.

Since the CWSRF program began offering loans in 1989, it has provided financing for wastewater infrastructure, resulting in local governments saving millions of dollars in interest costs. The savings make wastewater infrastructure more affordable for North Carolinians.

3.2 Financial Information

3.2.1 Financial History

Congress appropriates an overall CWSRF funding level that is allocated to states based on percentages in the CWA. This allocation has not been updated since the 1987 amendments. The North Carolina allocation is approximately 1.8 percent of the national appropriation. Capitalization grants, including the required state match, have provided \$1,235,570,737 (including the American Reinvestment and Recovery Act grant, the Additional Supplemental Appropriation for Disaster Relief Act (ASADRA) grant, and BIL general supplemental funds) for CWA projects since the inception of the program in 1987. However, since the CWSRF is a revolving program, these government funds have enabled \$3,041,259,146 in loan commitments over this same time period. This is due to loan repayments being loaned again, thereby providing public benefits repeatedly over time through the revolving nature of the program. If capitalization grants are increased, the program will better be able to meet infrastructure financing needs for recipients. The section on the long-term financial health of the program contains more information about the financial aspects of the program. Appendix E contains the disbursements and remaining disbursements associated with active CWSRF projects.

3.2.2 Long-Term Financial Health of Program

The CWSRF program began with the capitalization grants. Figure 3.1 shows the grants received since the inception of the program and the required 20 percent state match.

Capitalization grants, plus state match, minus the four-to-six percent set-asides for administrative allowance, have amounted to \$1,235,570,737 since the inception of the program. Though capitalization grants have increased over 2009 levels, the effectiveness of those dollars is less than half that of the first capitalization grants in the late 1980s due to inflation, also indicated in Figure 3.1. Combined with the increased awareness of clean water infrastructure needs, including aging infrastructure, the CWSRF can only meet a small percentage of infrastructure funding needs of the LGUs.

In addition to a four-percent administrative allowance, the CWSRF charges a two-percent fee on all loans for program administration. This fee is not financed as part of a loan and is considered program income if the loan originates from a capitalization grant. Program income is limited to use within the CWSRF by the USEPA. Fees not considered program income (i.e., from loans originating from repayment funds) may be used for other water quality purposes in accordance with USEPA requirements. Currently, a portion of these funds are used to support water quality positions within the Division of Water Resources (or DWR) that support the CWSRF program.

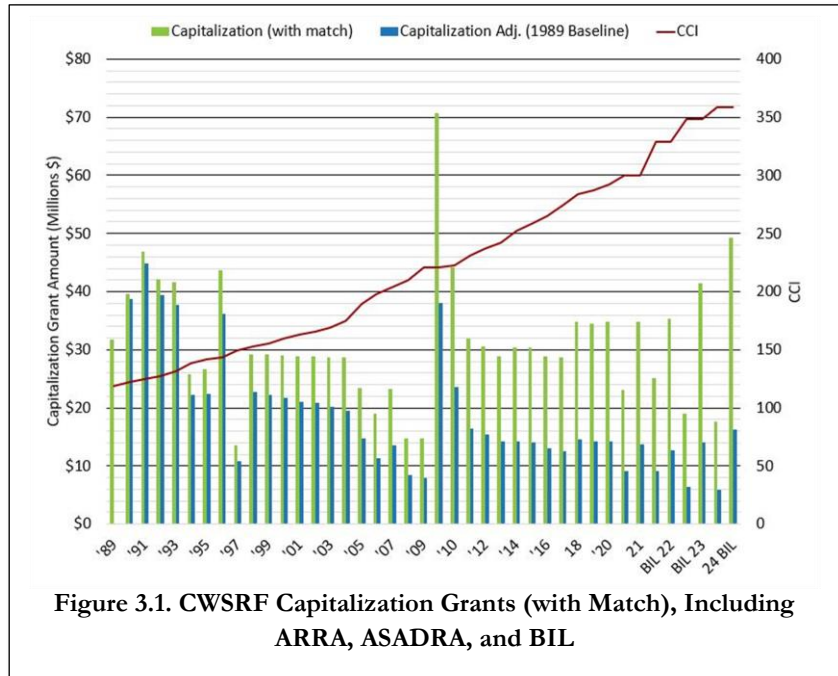


Figure 3.1. CWSRF Capitalization Grants (with Match), Including ARRA, ASADRA, and BIL

Monies being repaid into the fund from completed projects, coupled with continued capitalization of the program and cash flow modeling, have resulted in an increase of funds available for new projects. In addition, CWSRF has utilized the cash flow model to help target a portion of cash reserves (i.e., funds obligated for projects but expenses not yet incurred) for higher-bearing investment (i.e., the Long-Term Investment Fund or LTIF), compared to the standard cash account. This investment has helped offset the low interest earned on loans and in the standard cash account to maintain the value of the fund. The LTIF is maintained and managed by the Department of the State Treasurer for many funds and investments across state government. On June 30, 2024, the value of the fund for the CWSRF was \$189,548,473.45.

Figure 3.2 shows a recent fluctuation in binding commitments due to projects moving at a different pace than anticipated. This past year, the number of projects committed decreased, as did the amount of dollars committed. This is due to the small average dollar amount of the 14 projects that were committed (approximately \$2.5 million). A number of large projects have recently been awarded CWSRF funding and are seeking additional funding and completing their engineering reports prior to entering into binding commitments. Additionally, funds from the American Rescue Plan Act (ARPA) must be spent by December 2026, and many LGUs in the State have ARPA funded-projects. Also, in accordance with §603(b)(2), North Carolina continues to meet its binding commitment rate. See Appendix F for an itemized list of binding commitments for FY 2023-2024.

Figure 3.3 shows the cumulative value of loans, which has risen in the past ten years along with a nearly parallel rise in the actual disbursements. As monies are disbursed, the amount due that goes back into the program (accounts receivable) also increases. As such, even though the fund has been capitalized with \$1,080,062,383 as noted above, the revolving nature of the program has allowed the program to enter into \$3,041,259,146 in binding commitments at the same time.

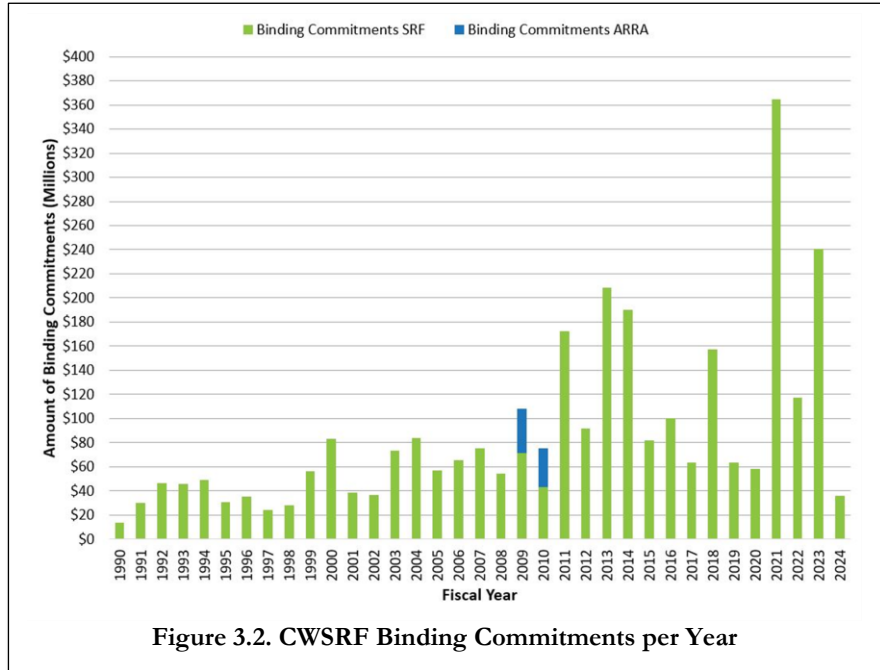


Figure 3.2. CWSRF Binding Commitments per Year

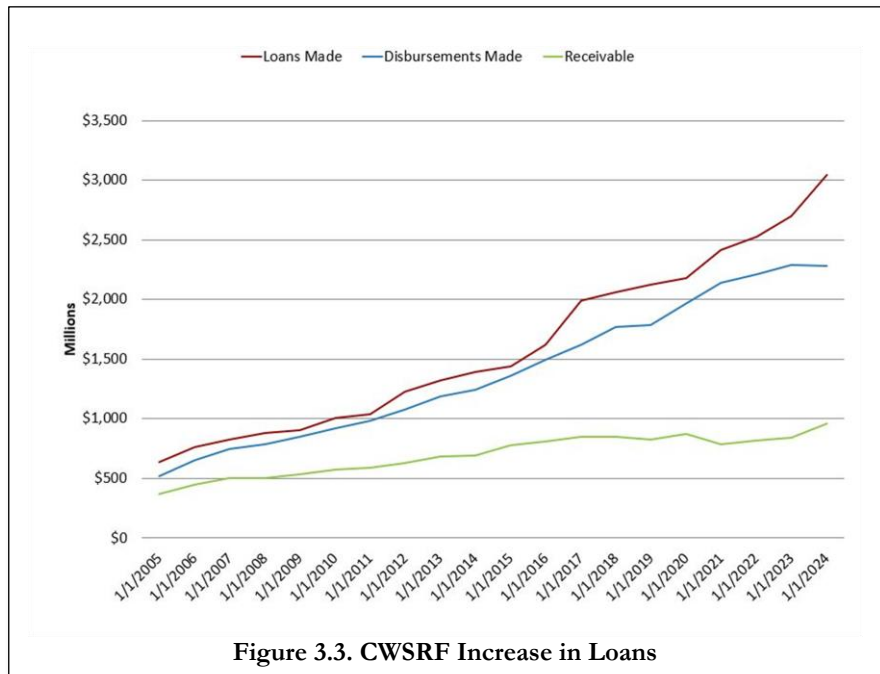


Figure 3.3. CWSRF Increase in Loans

3.2.3 Binding Commitment Requirement

In accordance with 40 CFR 35.3135(c)(3), the cumulative binding commitments (\$3,041,259,146) relative to capitalization grant payments received equals 2.82 times the total amount of federal capitalization grant payments received from the USEPA \$1,080,062,383). For FY 2023-2024, the DWI had 14 binding commitments, for a total of \$35,312,250 (see Appendix F).

North Carolina continues to prioritize capitalization grant funds first toward compliance, in accordance with §602(b)(5), and has matching funds available in accordance with §602(b)(2). North Carolina set a 24-month process to meet the intent of §602(b)(4) and ensure that all CWSRF funds are expended in a timely manner. The projects found in Appendix H represent Federal Fiscal Year 2024 Federal Funding Accountability and Transparency Act (FFATA) compliance.

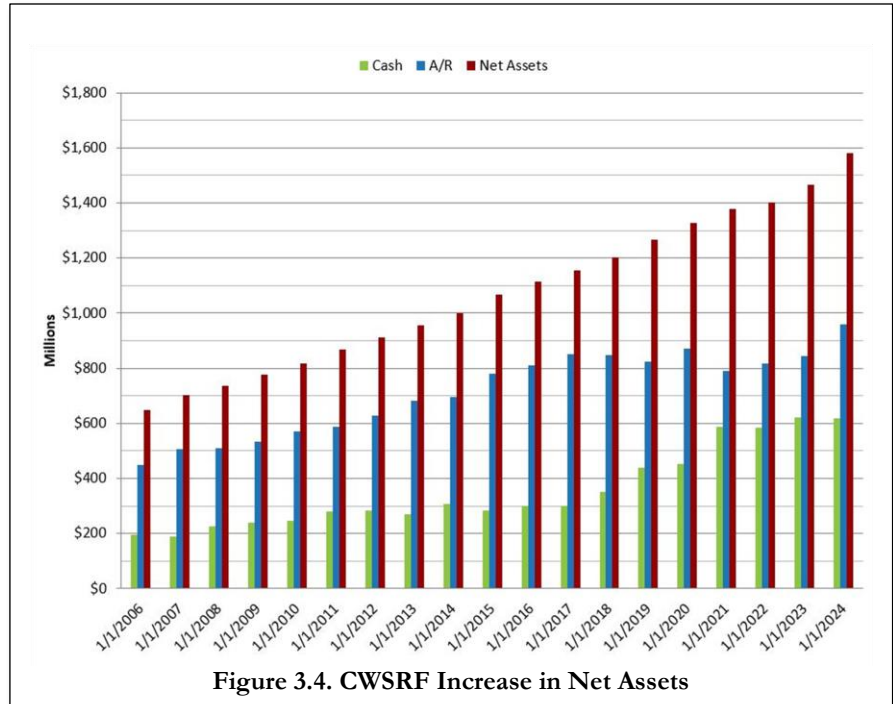


Figure 3.4. CWSRF Increase in Net Assets

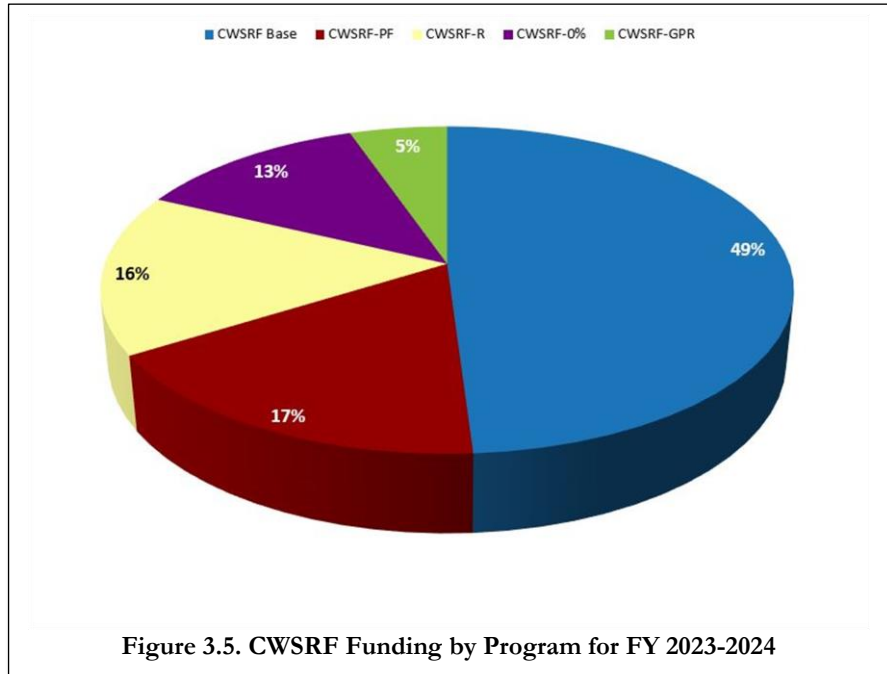
3.3 Clean Water State Revolving Fund Project Funding

There are two funding rounds each year with application deadlines, typically April 30th and September 30th.¹ DWI staff review and prioritize applications based on the SWIA-approved PRS and then provide funding recommendations to the SWIA based on available funding.

Successful projects may be funded under the base CWSRF loan program or under one of the targeted-rate programs. Principal forgiveness is allowed as provided by §603(i) of the CWA. There are two targeted interest rate programs: affordability funds and a green project reserve (or GPR), both of which receive interest rate reductions. Figure 3.5 shows the percentage breakdown across the different

¹ If April 30 or September 30 falls on a weekend, the deadline is the next business day after the weekend.

rate programs. The following sections discuss the overall schedule and each of the four funding rate programs (base rate, principal forgiveness, affordability funding, and the GPR). Two funding cycles for FY 2023-2024 are examined in this report: awards made by the SWIA in July 2023 (Spring 2023 application round) and February 2024 (Fall 2023 application round).



3.3.1 Prioritization

The PRS considers four elements of a project: (1) project purpose, (2) project benefits, (3) system management, and (4) affordability. Line items within each element were updated in 2023 to better align the scoring systems for all of the DWI’s construction funding programs so that a single application is used for the CWSRF, Drinking Water State Revolving Fund, State Reserve Program, and Community Development Block Grant - Infrastructure funding programs.

The SWIA places higher priority on projects that consolidate, repair, rehabilitate, or replace infrastructure that has already been installed for either wastewater treatment plants or collection systems, rather than on projects that are new or expansions. Projects that reduce nonpoint source pollution (e.g., stormwater best management practices) or that restore streams, wetlands, or buffers are also more highly prioritized. As part of state and federal priorities to benefit disadvantaged areas, such as through the Justice40 initiative, the SWIA continued prioritizing projects that extend services to disadvantaged areas and/or benefit disadvantaged areas. Figure 3.6 shows the breakdown of funded projects during FY 2023-2024 by project purpose.

The project benefits section prioritizes projects that seek to either proactively benefit the environment or correct water quality issues. For example, the SWIA more highly prioritizes projects directly benefiting impaired waters or replacing failing septic tanks. Some points are also available for projects that address enforcement documents as well as resiliency issues.

The SWIA also supports those applicants seeking to be proactive in their system management, including prioritization points for capital improvement or asset management plans and appropriate operating ratios.

The SWIA has taken into account the financial situation of applicants through affordability criteria, which consider utility bills, population changes, poverty rate, median household income, unemployment, and property valuation per capita. These parameters are compared to state benchmarks, and those applicants with criteria worse than state benchmarks receive higher priority than other applicants. Additionally, the affordability portion of the construction PRSs contain a line item related to projects that benefit disadvantaged areas.

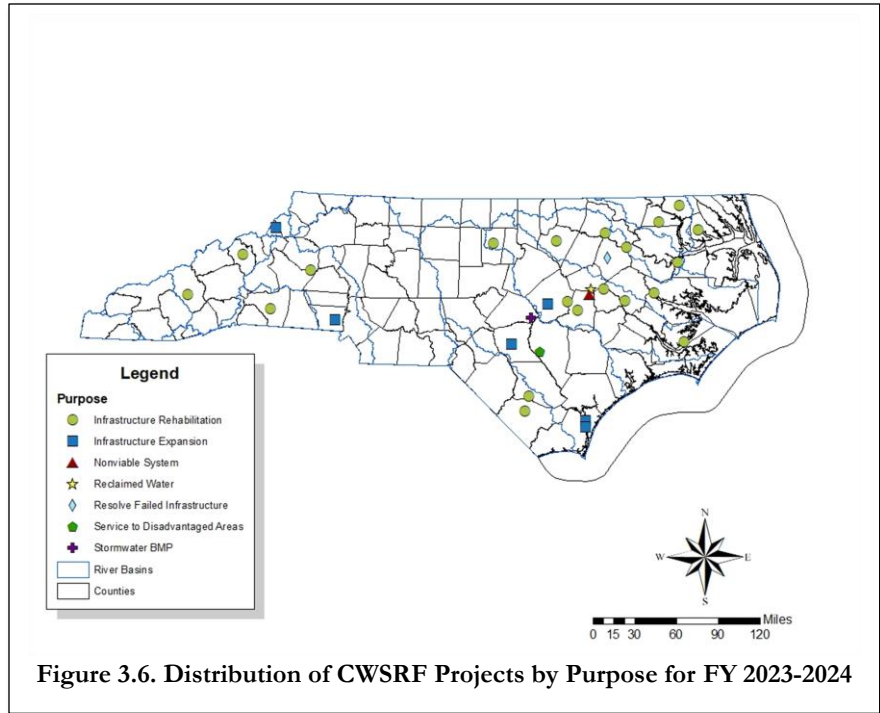


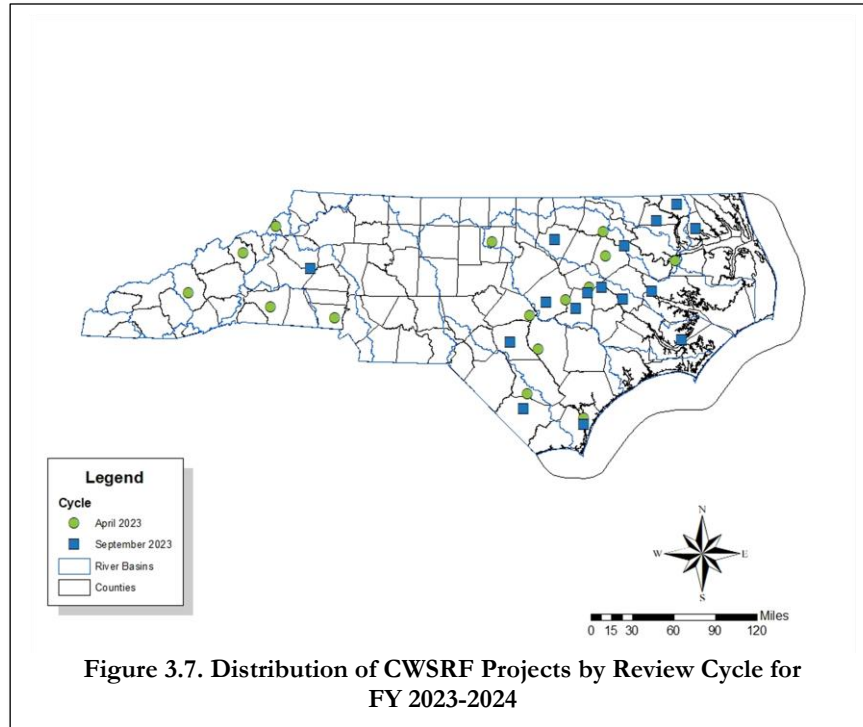
Figure 3.6. Distribution of CWSRF Projects by Purpose for FY 2023-2024

In FY 2023-2024, the SWIA began work to modify the construction PRSs to better accommodate other project types than Emerging Contaminants projects. Changes were proposed for both Category 1 (Project Purpose) and Category 2 (Project Benefits). These changes went into effect in FY 2024-2025, which is beyond the scope of this report. See Section 3.7 for more information related to BIL and additional changes to the PRS.

3.3.2 Funding Schedule

The schedule that all recipients must follow if they choose to accept CWSRF funding includes the following milestones: (1) engineering report/environmental information document approved, (2) plans and bid documentation approved, (3) Authority to Award issued, and (4) contracts executed. Milestone deadlines are measured from the date on the Letter of Intent to Fund. This system requires that both the DWI and recipient meet these deadlines as well as additional interim deadlines.

Each review cycle is at a different phase in the process. For example, projects in the September 2023 application cycle will receive engineering report approval by August 2024 with plans and bid



documentation receiving approval by September 2024. These projects should begin construction by November 2025. A map of the projects discussed in this report is shown in Figure 3.7. Appendix I contains the status of projects from the past four fiscal years (FY 2020-2021 through FY 2023-2024).

3.3.3 CWSRF Base Program

The CWSRF base program is the core of the loan program; all special programs (e.g., PF) represent a departure from the base program. The base program provides the majority of loan funds for the CWSRF. This is because not all projects meet the requirements for PF or affordability loans, including many larger projects (e.g., infrastructure expansions).

The base program offers loans at one-half the market rate as established by The Bond Buyer's 20-Bond Index. According to the intended use plan (or IUP), individual applicants may not receive a total loan amount greater than \$35 million per funding round, and a recipient may not take on CWSRF debt total exceeding \$200 million. However, there are cases where these limits may be exceeded to help ensure that all available funds are utilized during each cycle. In addition, interest does not start accruing until the contract completion date, which provides savings for the recipients. The maximum term for CWSRF loans is 20 years for the vast majority of projects. However, in 2016, the North Carolina General Assembly amended the North Carolina General Statutes such that a 30-year loan may be made for projects receiving a targeted interest rate, not to exceed the useful life of the infrastructure, so long as the Local Government Commission provides approval. In FY 2023-2024, one project has received an extended loan term.

3.3.4 Principal Forgiveness

Principal forgiveness is one of the special funding methods offered by the CWSRF program due to changes in the CWA made by the Water Resources Reform and Development Act of 2014 (WRRDA) legislation. In the 2023 IUP, the CWSRF targeted a minimum of 20 percent of base CWSRF funding toward disadvantaged communities.²

Principal forgiveness is awarded not only based on eligibility but also on the priority of the project. A project is eligible for PF three different ways as discussed below. Principal forgiveness is not available for any projects that receive priority for the GPR.

Non-viability. For projects that eliminate a non-viable system to benefit a disadvantaged community with a financial need (see paragraph below) and that is served by a public wastewater system, the project can receive PF for the full amount of the loan or \$3 million, whichever is less.

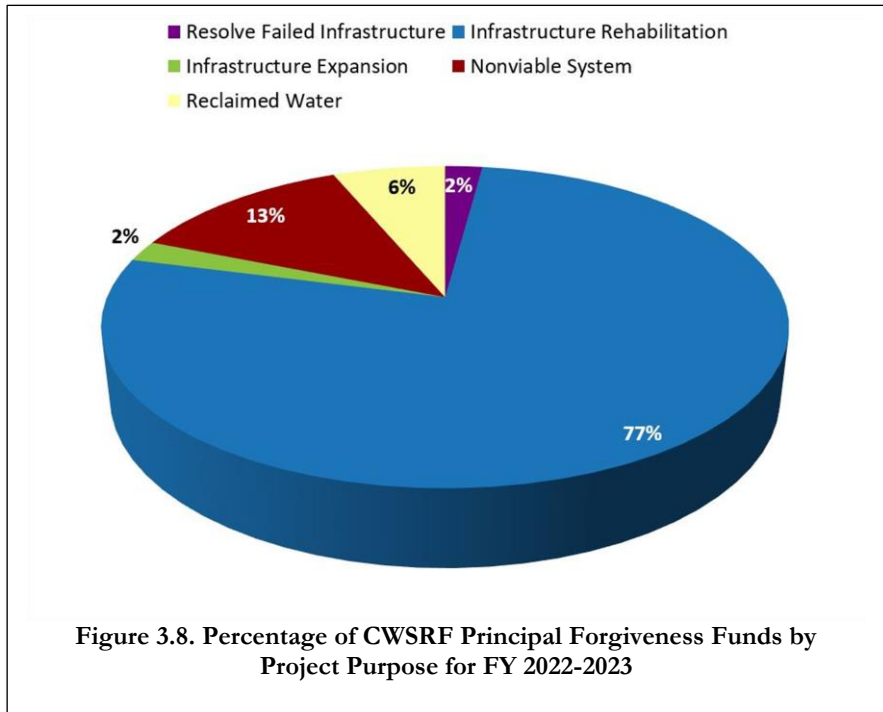
Affordability. A project is eligible for PF if it scores points under Category 1 of the PRS, the LGU has less than 20,000 residential sewer connections, monthly utility bills greater than the state median, and three of five LGU economic indicators worse than the state benchmark. If an LGU has scored points under Category 1 of the PRS and has been designated as distressed by the SWIA and LGC, then it is eligible for PF. For these types of projects, PF ranges in 25-percent increments from 25 percent to 100 percent or \$500,000, whichever is less. A targeted interest rate of zero percent or one percent off the base rate will be provided for the balance of the loan (see Section 3.3.5).

Disadvantaged Areas. If at least 50 percent of project costs will directly benefit a disadvantaged area, then the applicant would receive PF for 50 percent of the project costs, up to \$500,000, whichever is less. A disadvantaged area is based on factors such as affordability of water and sewer service rates relative to the income of residents within the disadvantaged area, poverty rates, property values, and/or employment rates of the targeted area. Other factors that may qualify an area as disadvantaged include but are not limited to historical, cultural, linguistics, socioeconomic stressors, cost-of-living stressors, or existing contamination factors.

For projects that are eligible for PF due to affordability or disadvantaged areas as discussed above, these \$500,000 limits may be exceeded in project priority order up to the percent eligibility if PF funds are available. If funds remain after all eligible projects receive PF up to their eligibility percentages, then PF funds may be awarded in priority order in ten-percent increments. If PF funds remain after that, they may be awarded in priority order in additional ten-percent increments.

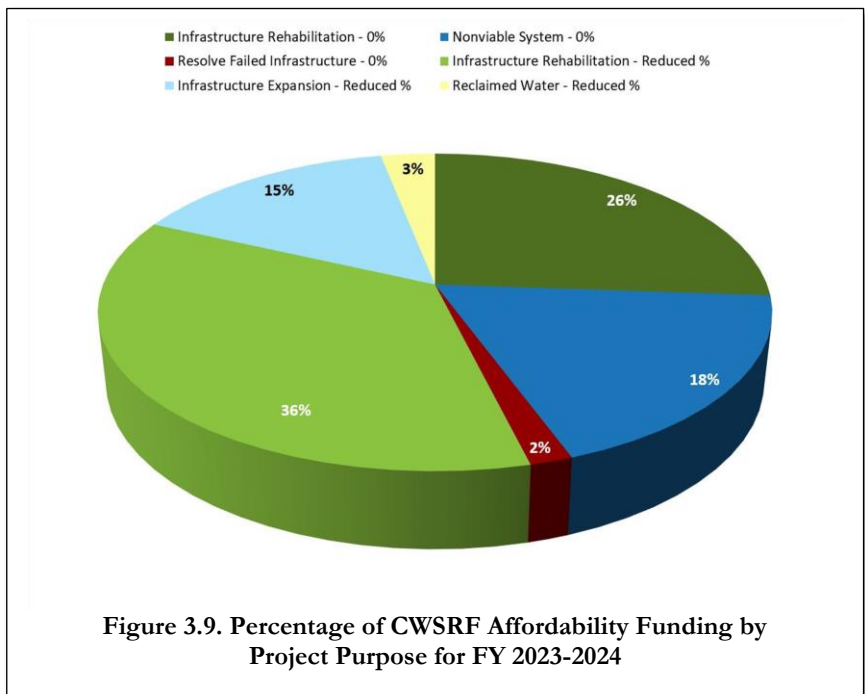
² See Section 3.7.1 for PF percentages related to the BIL Supplemental Funds.

When examining the past two project cycles mentioned in Section 3.3.2 above, four types of projects received PF funding: Infrastructure Rehabilitation (77 percent), Nonviable System (13 percent), Reclaimed Water (six percent), Infrastructure Expansion (two percent), and Resolve Failed Infrastructure (two percent) (see Figure 3.9). Over FY 2023-2024, 22 loans have included approximately \$22 million in PF. Note that this amount shows the total amount of PF provided by both the base CWSRF program and the BIL supplemental portion of the CWSRF. The BIL portion will be discussed in further detail in Section 3.7.1. The demand for PF has always exceeded availability.



3.3.5 Affordability Funding

The Division continued offering affordability funding loans this fiscal year for certain disadvantaged communities that meet the requirements discussed in Section 3.3.4. Affordability funding loans are available to recipients that would otherwise qualify for PF if such funds were available. This targeted loan program recognizes the continuing need for affordable clean water infrastructure in these communities in combination with a limited amount of PF available, as well as decreases in



grants offered through other funding programs. If an applicant was eligible for either 100 percent or 75 percent PF, then they would receive an affordability loan of zero percent. If an applicant were eligible for either 50 percent or 25 percent PF, then they would receive an affordability loan at one percent less than the base rate. During FY 2023-2024, eight projects received a zero-percent affordability loan while ten projects received an affordability loan at the reduced interest rate. The project purposes for these affordability loans were resolving failed infrastructure, infrastructure rehabilitation, reclaimed water, nonviable systems, and infrastructure expansion (see Figure 3.10 and Appendix I for further detail).

3.3.6 Green Project Reserve

Recent federal appropriations include a Green Project Reserve (GPR), which are CWSRF funds that are set aside for projects that are deemed to be green by the USEPA. Project categories prioritized by the SWIA include:

- Reclaimed water systems
- Stormwater control measures (SCMs)
- Stream, wetland, and/or buffer restoration
- Energy efficiency and energy production wastewater infrastructure projects
- Rainwater harvesting projects

Beginning in 2010, all capitalization grants have required ten percent of the capitalization grant to be provided to green projects, subject to the availability of applications meeting these criteria. The DWI has presented information at various seminars and conferences soliciting green projects as part of the CWSRF's outreach-focused short-term goals. Principal forgiveness is not available for GPR projects. The DWI offers one percent off the base rate for GPR loans. During FY 2023-2024, one project received funding from the GPR at the reduced interest rate for a total of approximately \$9.59 million. For FY 2023-2024, there were no binding commitments for GPR projects.

3.4 Environmental Benefits of CWSRF Funding

One of the primary goals of CWSRF funding is to fund projects that benefit the natural environment. Consistent with the CWSRF program's second and fifth long-term goals, SWIA includes environmental benefits in the priority points for projects that benefit groundwater and surface water quality. The prioritization described in Section 3.3.1 applied to the funding programs discussed in Sections 3.3.3 through 3.3.6.

3.4.1 Impaired Waters

The state maintains the integrated report that identifies waters that are considered to be impaired for various reasons, such as turbidity, biological integrity, or chlorophyll-a issues. The PRS specifically awards points for projects that will directly address a stream impairment.

Over the FY 2023-2024, the CWSRF program funded three projects for approximately \$79.0 million that received priority points for benefiting impaired streams.

3.4.2 Special Waters

The state of North Carolina has a variety of special waters classifications designed to add additional protections to waters deemed especially sensitive by the state, as well as waters that can and do serve as water supplies for LGUs. Such special waters include water supplies that are essentially undeveloped, trout waters, salt waters, and waters deemed outstanding or high-quality waters.

As part of its prioritization process, the Division places higher priority on those projects that will directly benefit such waters. During FY 2023-2024, three projects received environmental benefit points related to special waters for a total of approximately \$73.0 million.

3.4.3 Other Environmental Benefits

The Division also prioritizes other benefits such as addressing violations, wastewater treatment improvements, wastewater discharge elimination, resiliency, and projects that improve energy efficiency or produce energy. Over FY 2023-2024, 25 projects received approximately \$168.8 million in funding for other environmental benefits.

3.5 Distribution of Funded Projects

Projects funded during FY 2023-2024 yielded a good spread of projects across the state. Eleven of the 17 basins in North Carolina had at least one funded project awarded, with the most projects awarded to the Neuse, Tar-Pamlico, and Cape Fear with eight, six, and five projects, respectively. The basins receiving the highest amount of funding were the Cape Fear, Neuse, and Lumber basins with approximately \$83.5 million, \$31.4 million, and \$12.7 million, respectively. This is mainly due to high-dollar projects within these basins.

3.6 Clean Water State Revolving Fund Programmatic Goals

The CWA requires that the state identify the goals and objectives of the CWSRF as part of the Intended Use Plan (or IUP) for the CWSRF.

The overall goal of the CWSRF program is to provide funding for clean water infrastructure while advancing the overall mission of the Department of Environmental Quality (DEQ) to protect and enhance North Carolina's surface and groundwater resources for the citizens of North Carolina and future generations. This overarching goal is supported by several short- and long-term goals that are discussed below.

3.6.1 Short-Term Goals

As part of the Fiscal Year 2023-2024 IUP, the DWI focused on the short-term goal (one year) of outreach to inform LGUs and other potential applicants of the availability of funding, particularly BIL funds for EC projects. Application training occurred during August 2023 and

March 2024 in preparation for the fall and spring funding rounds, respectively. Section 1.3 provides more information about outreach activities.

3.6.2 Long-Term Goals

In addition to the short-term goal, the DWI developed long-term goals that will be implemented over the course of several years. The following discusses each of the long-term goals and how the DWI has either begun or continues to implement these long-term goals.

Goal #1: To support NCDEQ's Strategic Goal to Strengthen North Carolina's infrastructure through thoughtful, strategic, and equitable investments in communities. Division staff and the SWIA supported this goal by making modifications to the clean water PRS to include line items that would provide more credit for projects located in disadvantaged areas. Additionally, DWI staff modified this year's IUP to include more PF funding for disadvantaged LGUs.

Goal #2: To support NCDEQ's Strategic Goal to promote and ensure environmental stewardship and provide ... financial assistance to meet or exceed regulatory requirements and prevent pollution, with special emphasis on investing in water infrastructure in intentional and equitable ways to make sure water and wastewater projects serve communities with the greatest need. The SWIA acknowledged the need to be intentional about funding wastewater and green projects in a thoughtful way and approved PRSs that provide for intentional and equitable funding. The PRSs contain line items that specifically provide points for projects that provide service to disadvantaged communities or benefit disadvantaged areas, in addition to points for addressing SOCs.

Goal #3: To support NCDEQ's Strategic Objective to ensure funding processes include access for underserved communities. Division staff and the SWIA supported this goal by modifying the PRSs to provide line items related to bringing service to underserved communities and disadvantaged areas.

Goal #4: To support USEPA's Strategic Goal 5 of ensuring clean and safe water for all communities. Division staff and the SWIA supported this goal by continuing to recommend and award funding related to wastewater and green projects that would protect the environment.

Goal #5: To continue efforts to streamline the funding process to ensure funds are used in an expeditious and timely manner in accordance with Sec. 602(b)(4) of the Clean Water Act. By revising its funding process and placing all applicants on a 24-month funding schedule, the DWI has ensured that all projects move through the process in an efficient and timely manner. The DWI will continue to partner with funding recipients to help ensure that projects adhere to the schedule. At the end of FY 2014-2015, the DWI reduced CWSRF unliquidated obligations to zero. This has continued throughout FY 2023-2024.

Goal #6: Ensure the technical integrity of CWSRF projects through diligent and effective planning, design, and construction management. Through the funding process (e.g., engineering

report review, plans and bid documentation review, contract review, and construction inspection), DWI staff ensure the wastewater infrastructure projects funded through the CWSRF are technically sound facilities that will be compliant with all federal and state regulations.

Goal #7: To ensure the priority system reflects the NCDEQ's and the SWIA's goals. Every year, as the IUP is prepared, the DWI reviews the PRSs utilized to score project applications. Additionally, DWI staff present recommendations related to the PRSs to the SWIA for their review and approval to be included in future funding rounds. Division staff incorporate the NCDEQ's goals, public comments from stakeholders, and previous discussion by SWIA members into the PRSs they provide to the SWIA for their review and approval. During their decision-making process, the SWIA ensures that the PRSs reflect their goals.

Goal #8: To aid compliance with state and federal water quality standards by all funded publicly owned wastewater treatment works. The DWI has taken a two-pronged approach to ensure that this long-term goal is met. First, the PRS highly prioritizes projects that will rehabilitate, replace, or repair equipment that is aging and in need of repair, which aids in the compliance of existing wastewater treatment infrastructure. Additionally, projects that benefit an impaired or sensitive water or address groundwater violations are more highly prioritized.

Goal #9: To ensure the long-term viability of the CWSRF program through effective financial practices. By changing its funding process schedule, the DWI has ensured that funds will flow out in a timely manner, and also be repaid in a timely manner. As the pace from funding to construction increases, loan repayments then begin sooner, making revolving funds available sooner for additional loans. In addition, all funds/projects are managed in accordance with federal and state requirements. All fund investments are managed by the Department of the State Treasurer; however, the DWI seeks to maximize loans to LGUs, resulting in minimum fund balances managed by the treasurer's office. Funding for the program is discussed in greater detail below.

3.6.3 Minority Business Enterprise / Women Business Enterprise Goals

In the CWSRF grant agreement, the DWI negotiated the following objectives and goals related to small, minority, and women's business enterprises (MBE/WBE): a fair share objective of \$250,000 split as follows: 10.9 percent to go to MBEs and split across construction, supplies, services, and equipment and (2) 10.4 percent to go to WBEs and split across construction, supplies, services, and equipment. The total amount of MBE procurement during FY 2023-2024 was 2.38 percent. The total amount of WBE procurement was 2.23 percent.

3.6.4 Compliance with the Water Resources and Reform Development Act of 2014

As a requirement of §603(d)(1)(E) of the CWA, which was revised as part of the Water Resources and Reform Development Act (WRRDA), all loan recipients under the CWSRF program except for new treatment works projects will have to develop and implement a fiscal

sustainability plan that includes (1) an inventory of critical assets, (2) an evaluation of the condition and performance of inventoried assets or asset groupings, (3) a certification that the loan recipient has evaluated and will be implementing water and energy conservation efforts as part of the plan, and (4) a plan for maintenance, repair, and, as necessary, replacement of treatment works, and a plan for funding such activities.

Applicants who submitted applications on or after Oct. 1, 2014 are responsible for developing and implementing the fiscal sustainability plans. The DWI requires certification of the development and implementation of these plans as a condition of final payment.

The WRRDA also made permanent the provisions related to Davis-Bacon Act wage rates and American Iron and Steel. All projects must meet federal requirements for the CWSRF program such as the requirement of Davis-Bacon Act prevailing wage rates, American Iron and Steel provisions, and compliance with the Brooks Act for engineering services.

3.7 Bipartisan Infrastructure Law Funding

In 2021, Congress passed, and President Biden signed into law, the Infrastructure Investment and Jobs Act, also known as the Bipartisan Infrastructure Law (BIL). The BIL appropriated funding over a five-year period (FY 2022-FY 2026). This funding was broken out over three programs. These programs include funds that supplement the CWSRF program as described in Sections 3.1 through 3.6, funding dedicated to addressing Emerging Contaminants (EC), and funds dedicated to lead service line removal (LSLR). The LSLR funding will be discussed in Chapter 4, as it pertains only to the DWSRF while the EC funding pertains to both CWSRF and DWSRF.

3.7.1 Bipartisan Infrastructure Law General Supplemental Funding

While the base CWSRF program received \$13,538,000 in capitalization grants from the USEPA, as shown by the FY 2022-2023 IUP, the BIL general supplemental funding provided an additional \$37,619,000 in capitalization grants.³ The BIL general supplemental funding and base CWSRF program shared the same IUP with the same policies and procedures, with one fundamental difference: the BIL general supplemental funding requires that 49 percent of the capitalization grant be provided as PF. For the FY 2022-2023 BIL CWSRF General Supplemental capitalization grant, this means that \$18,433,310 was to be awarded by the SWIA as PF. The SWIA continued making awards from the BIL General Supplemental Fund at its July 2023 and February 2024 meeting. Please see Section 3.3.4 for more information on the distribution of these funds during FY 2023-2024.

³ The state match required for the BIL general supplemental fund was \$3,761,900.

3.7.2 Bipartisan Infrastructure Law Emerging Contaminants Funding

The BIL also provides funding for local governments that need to address EC through the CWSRF (CWSRF-EC). The IUP was submitted to EPA in July 2023, and this report reflects the inaugural funding awards made in FY 2023-2024. In North Carolina, EC funding is limited to projects in publicly owned treatment works or publicly owned landfills for addressing known PFAS contamination. For the CWSRF-EC, SWIA awarded these funds at their February 2024 meeting. Two projects, one a construction project (approximately \$5.3 million) and one evaluation/assessment study (\$500,000) were awarded in this round for a total of approximately \$5.8 million (see Appendix J). Figure 3.12 shows the location of these projects.

In the first part of 2024, DWI staff proposed updates to the PRS, and the SWIA approved these updates to go to public review. This public review occurred from March 1, 2024 to

April 1, 2024, and the SWIA approved the final PRS with updates based upon public comment. The DWI also began accepting EC evaluation/assessment study project applications on a rolling basis. This will begin in FY 2024-2025, which is beyond the scope of this report.

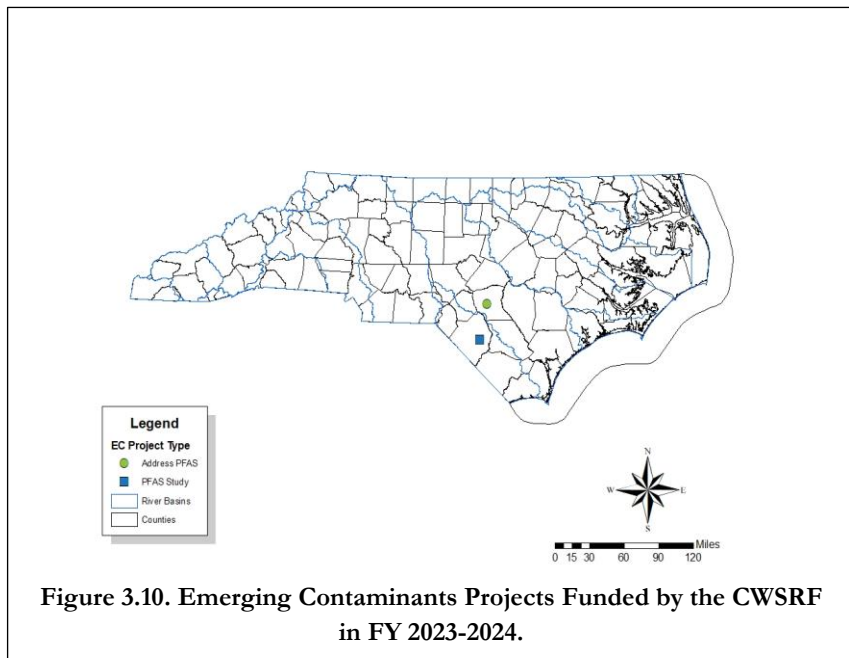


Figure 3.10. Emerging Contaminants Projects Funded by the CWSRF in FY 2023-2024.

4.0 Drinking Water State Revolving Fund

The Drinking Water State Revolving Fund (DWSRF) provides low-interest loans that public water supply systems can use to improve their drinking water infrastructure and thus the quality of drinking water used by their customers. Since these funds are revolving and not subject to budgetary pressures, the DWSRF provides a steady source of funding that recipients can use to make long-term investments in their drinking water systems.

This chapter details the annual activities of the DWSRF program that were established by the Amendments to the Safe Drinking Water Act of 1996 (SDWA). The DWSRF offers low-interest loans to public water supply systems for drinking water infrastructure. Because of the revolving nature of the program, as a recipient repays the loan, all loan repayments go back into the DWSRF and are loaned out again. Highlights of the DWSRF program this past year include the following:

- The State Water Infrastructure Authority (SWIA) awarded approximately \$165.0 million of DWSRF funds, excluding Emerging Contaminants (EC) and Lead Service Line Replacement (LSLR) funds.
- Approximately \$33.7 million of the \$165.0 million of DWSRF funds were principal forgiveness (PF) funds targeted at smaller, economically distressed local government units (LGUs).
- The Division of Water Infrastructure (DWI) exceeded a total of \$1.29 billion in binding commitments since the inception of the program.
- Division staff continued outreach efforts by offering application training for those interested in the program.
- The SWIA continued to award funding from the Bipartisan Infrastructure Law (BIL) supplemental fund. Division staff continued administering this funding.
- The SWIA approved a Priority Rating System (PRS) for the BIL DWSRF EC funding, and DWI staff received applications for this program in its Fall 2023 round. Approximately \$21.5 million of DWSRF-EC funds were awarded for both EC construction and EC study projects.
- The SWIA made DWSRF-LSLR awards at four of its meetings during FY 2023-2024 for a total of approximately \$95.5 million.

Additionally, the DWSRF capitalization grant provides set-aside funds to enable DWI and the Division of Water Resources (DWR) Public Water Supply (PWS) Section to administer the requirements of the Safe Drinking Water Act.

As part of its operating agreement with the United States Environmental Protection Agency (USEPA) and, in accordance with the Safe Drinking Water Act (SDWA), the DWI must submit an annual report to the USEPA that details the activities for the state fiscal year. The most recently completed state fiscal year is FY 2023-2024 which spans from July 1, 2023 to June 30, 2024.

This chapter contains the following sections: (1) Overview of Program History, (2) Financial Information, (3) DWSRF Project Funding, (4) Set-Aside Activities, and (5) Public Health Benefits, (6) Drinking Water State Revolving Fund Programmatic Goals, and (7) Bipartisan Infrastructure Law Funding.

4.1 Overview of Program History

The SDWA created the DWSRF program and gave the USEPA authority to award capitalization grants to the states. This in turn authorized states to provide low-interest loans to assist public water supply systems by funding infrastructure projects. Additionally, the DWSRF set-aside funds have enabled DWI and the DWR to administer the requirements of the SDWA, ensuring safe drinking water for residents of the state.

For the past twenty years, the DWSRF program has provided financing for drinking water infrastructure, saving public water supply systems in North Carolina millions of dollars. The savings make drinking water infrastructure more affordable for residents of the state.

4.2 Financial Information

4.2.1 Financial History

Congress appropriates an overall DWSRF funding level that is allocated to states based on the results of the most recent drinking water needs survey conducted by the North Carolina Department of Environmental Quality (NCDEQ) and approved by the USEPA. The North Carolina allocation is approximately 2.76 percent of the national appropriation. Capitalization grants, including the required state match, have provided approximately \$1 billion (including the American Reinvestment and Recovery Act grant, the Additional Supplemental Appropriation for Disaster Relief Act (ASADRA) grant, and Bipartisan Infrastructure Law [BIL] general supplemental funds) for SDWA projects since the inception of the program in 1996. However, since the DWSRF is a revolving program, these government funds have enabled \$1,289,447,702 in loan commitments over this same time period. This is due to loan repayments being loaned again, thereby providing public benefits repeatedly over time through the revolving nature of the program. Because capitalization grants increased after FY 2017-2018, the program will better be able to meet infrastructure financing needs for public water systems. Conversely, since FY 2021-2022, Congressional Directed Spending has reduced the capitalization grants for the base DWSRF program by more than 50 percent. The section on the long-term financial health of the program contains more information about the financial aspects of the program. Appendix K contains the disbursements and remaining disbursements associated with active DWSRF projects.

4.2.2 Long-Term Financial Health

The DWSRF program began with capitalization grants. Figure 4.1 shows the grants received since the inception of the program and the required 20 percent state match.

Capitalization grants (including the American Recovery and Reinvestment Act of 2009 [ARRA] grant, the ASADRA grant, and Bipartisan Infrastructure Law [BIL] funds), plus the state match, minus the set-aside allowance, has provided \$971,475,855 for projects since the inception of the program. Figure 4.1 also shows the effect of inflation. While capitalization grants and associated state matches have increased in the past two years, the purchasing

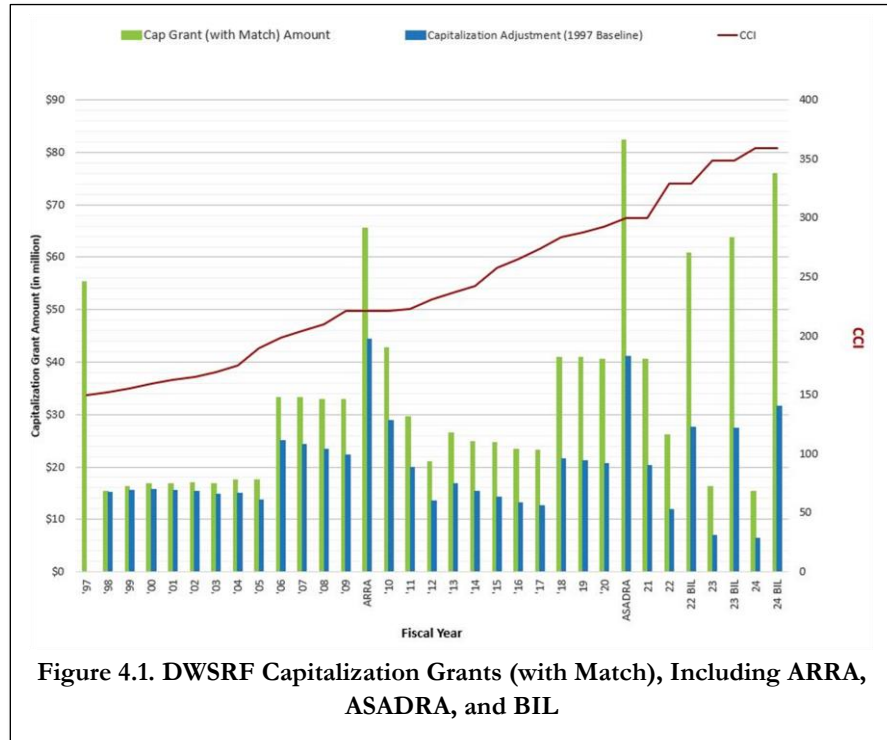


Figure 4.1. DWSRF Capitalization Grants (with Match), Including ARRA, ASADRA, and BIL

power of those dollars is slightly over half those of the first capitalization grants of the 1990s. The increase in funding as discussed above in Section 4.2.1 has provided some help to offset the impact of inflation.

The DWSRF charges a two-percent fee on loans for administering the program. Also, each DWSRF capitalization grant provides for set-aside monies to be used for administration of the SDWA. Except for the four-percent administration set-aside used by the Division, the Division of Water Resources (DWR) utilized set-aside funds for FY 2023-2024 (\$15,000,000). See Section 4.4 for a description of the activities conducted by DWR with the set-aside monies. The DWI collaborates with DWR on these activities, and any unused set-aside funds are transferred to the DWI for use in projects.

Monies being repaid into the fund from completed projects, coupled with continued capitalization of the program, have resulted in an increase of funds available for new projects (see Appendix K for funds disbursed and remaining). In addition, DWSRF has utilized the cash flow model to help target a portion of cash reserves (i.e., funds obligated for projects but expenses not yet incurred) for higher-bearing investment (i.e., the Long-Term Investment Fund or LTIF), compared to the standard cash account. This investment has helped offset the low interest earned on loans and in the standard cash account to maintain the value of the fund. The LTIF is maintained and managed by the Department

of the State Treasurer for many funds/investments across state government. On June 30, 2024, the value of the fund was \$63,491,043.59.

Figure 4.2 shows the history of binding commitments since the inception of the program. See Appendix L for an itemized list of binding commitments for FY 2023-2024. While the number of binding commitments was less than the previous fiscal year, the dollar amount was higher due to two large projects that made binding commitments.

Figure 4.3 shows the cumulative value of loans, which has risen over the past ten years, along with a nearly parallel rise in actual disbursements. As monies are disbursed, the amount due that goes back into the program (accounts receivable) also increases. As such, even though the fund has been capitalized with over \$866 million as noted above, the revolving nature of the program has allowed it to enter into approximately \$1.29 billion in binding commitments at the same time.

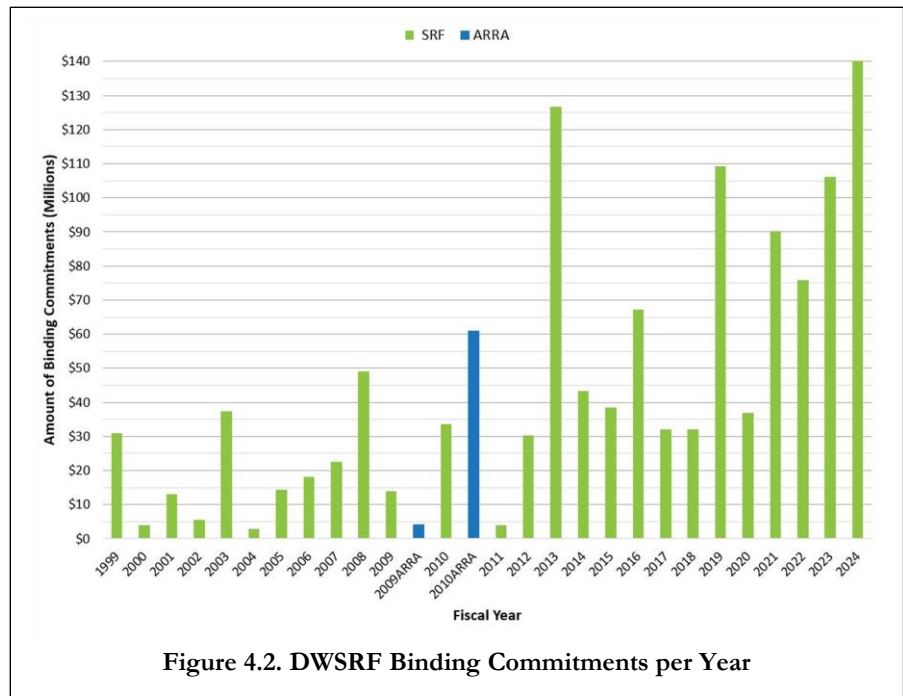
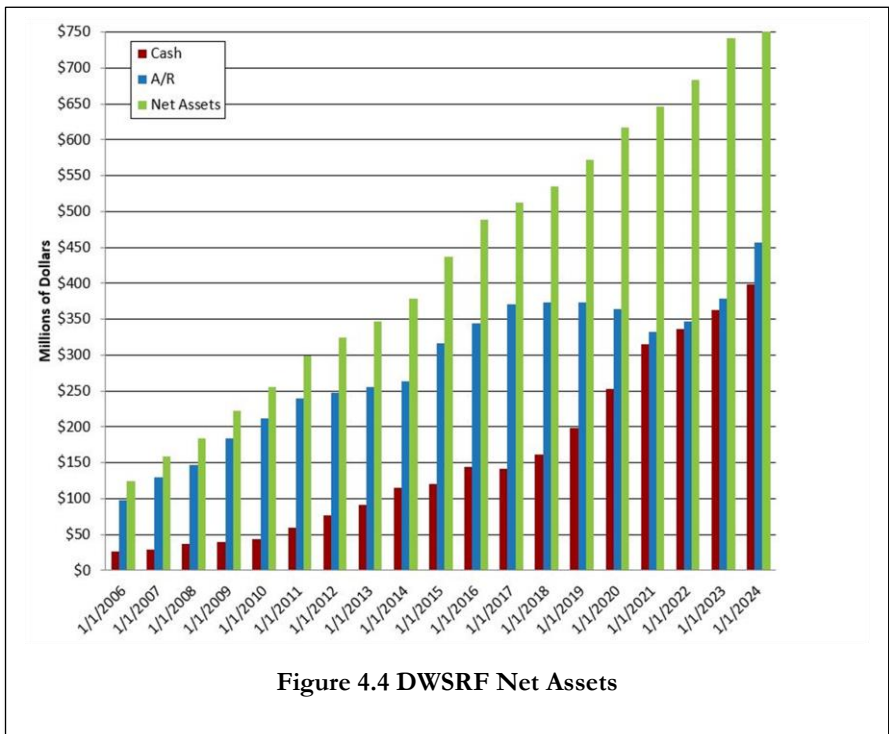
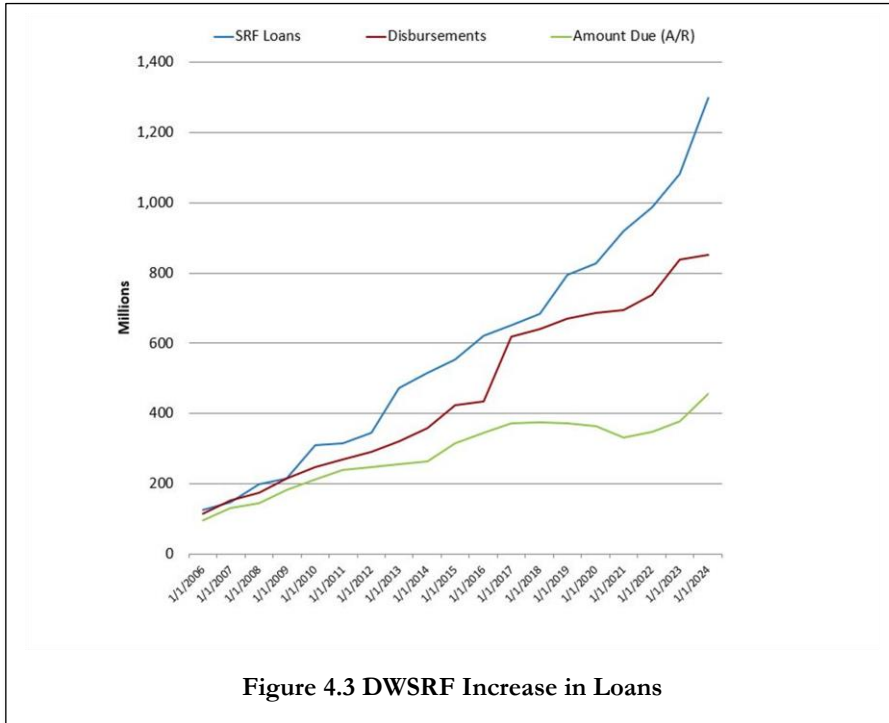


Figure 4.2. DWSRF Binding Commitments per Year

Finally, Figure 4.4 demonstrates how the combined capitalization and repayments on hand (cash) and accounts receivable have increased the net value of the program (net assets) in North Carolina to approximately \$854 million. Appendix M contains more details related to this information.



4.2.3 Binding Commitment Requirement

In accordance with 40 CFR 35.3550(e)(1) and (2), the cumulative binding commitments (\$1,082,829,380) relative to capitalization grant payments received from the USEPA (\$866,627,043) equals 124 percent. For FY 2023-2024, the Division had six binding commitments for a total of \$186,987,010 (see Appendix L).

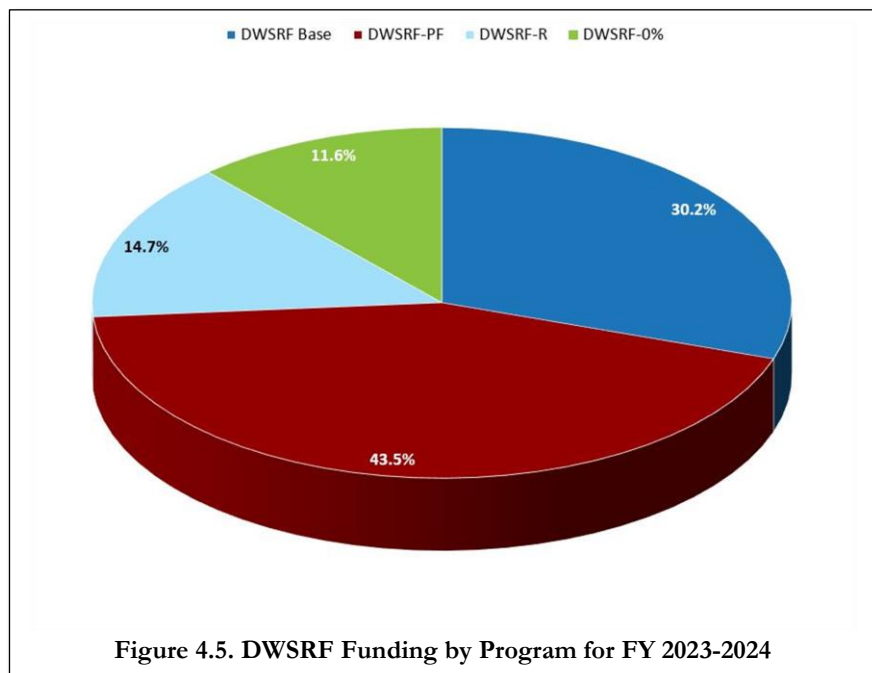
The DWSRF continues to exceed the requirements of 40 CFR 3550(3) of the Safe Drinking Water Act to make binding commitments equal to each grant payment. The most recent applicable capitalization grant payment has already exceeded the required binding commitment. The projects found in Appendix N represent Federal Fiscal Year 2024 Federal Funding Accountability and Transparency Act (FFATA) compliance.

4.3 DWSRF Project Funding

Historically, there was one funding round for each year with an application deadline of September 30. Beginning in FY 2017-2018 and continuing since then, there have been two funding rounds per year with application deadlines, typically April 30th and September 30th.¹ DWI staff review and prioritize applications based on the SWIA-approved PRS and then provide funding recommendations to the SWIA based on available funding.

Successful projects may be funded under the base DWSRF loan program or under one of the targeted rate programs provided. Currently, PF is allowed under capitalization grants as provided by the SDWA. There is also an affordability funding program available. Figure 4.5² shows the percentage breakdown of total funding across the different rate programs, including targeted rate programs.

The following sections discuss the overall schedule



¹ If April 30 or September 30 falls on a weekend, the deadline is the next business day after the weekend.

² This figure does not show any information related to EC or LSLR. Emerging contaminants and LSLR will be discussed in Section 4.7.

and each of the funding rate programs (base rate, PF, and affordability funding). The two funding cycles for FY 2023-2024 are examined in this report: awards made by the SWIA in July 2023 (April 2023 application round) and February 2024 (September 2023 application round).

4.3.1 Prioritization

The PRS considers four elements of a project: (1) project purpose, (2) project benefits, (3) system management, and (4) affordability. Line items within each element were updated in 2023 to better align the scoring systems of all of the Division's funding programs so that a single application is used for the CWSRF, DWSRF, State Reserve Program, and Community Development Block Grant – Infrastructure funding programs.

The SWIA places higher priority on projects that consolidate, repair, rehabilitate, or replace infrastructure that has already been installed for public water supply systems, rather than on projects that are new or expansions. As part of State and federal priorities to benefit disadvantaged areas, such as through the Justice40 initiative, the SWIA continued prioritizing projects that extend services to disadvantaged areas and/or benefit disadvantaged areas. Figure 4.6 shows the breakdown of projects across the state by project purpose.

The project benefits section prioritizes projects that address public health issues by replacing a contaminated or failing source for a public water supply system, addressing a promulgated but not yet effective regulation, or creating permanent interconnections for systems not previously connected. Projects that provide redundancy to critical treatment or delivery functions and that provide emergency backup in terms of electrical power source receive priority under the project benefits category.

In addition to correcting public health issues, the SWIA supports those applicants that seek to be proactive in their system management, including prioritization points for capital improvement or asset

management plans, appropriate operating ratios, water loss reduction programs, and water conservation incentive rate structures.

The SWIA has taken into account the financial situation of applicants through affordability criteria, which consider utility bills, population changes, poverty rate, median household income, unemployment, and property valuation per capita. These parameters are compared to state benchmarks, and those applicants with criteria worse than state

benchmarks receive higher priority than other applicants. Additionally, the affordability portion of the construction PRSs contain a line item related to projects that benefit disadvantaged areas.

In FY 2023-2024, the SWIA began work to modify the construction PRSs to better accommodate other project types than BIL Emerging Contaminants projects. Changes were proposed for both Category 1 (Project Purpose) and Category 2 (Project Benefits). These changes went into effect in FY 2024-2025, which is beyond the scope of this report. See Section 3.7 for more information related to BIL and additional changes to the PRS.

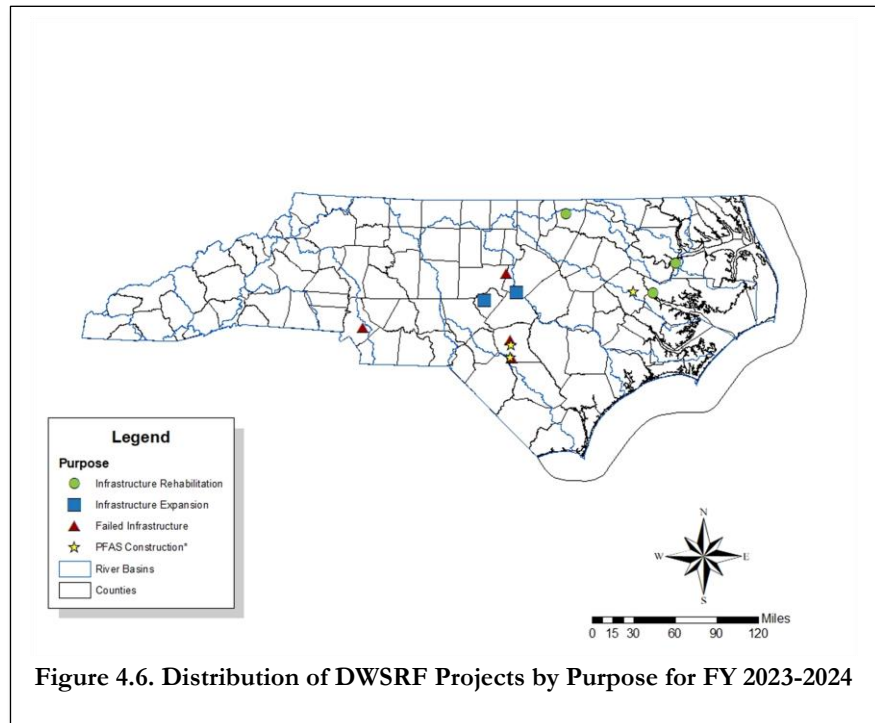


Figure 4.6. Distribution of DWSRF Projects by Purpose for FY 2023-2024

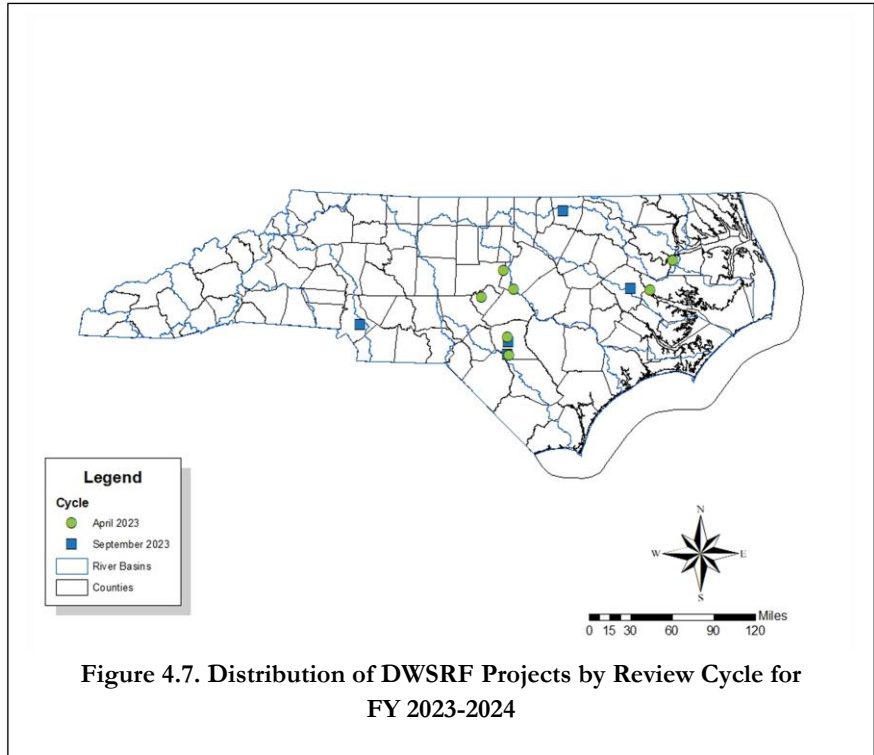
4.3.2 Funding Schedule

The schedule that all recipients must follow if they choose to accept DWSRF funding includes the following milestones: (1) engineering report/environmental information document approved, (2) plans and bid documentation approved, (3) Authority to Award issued, and (4) contracts executed. Milestone deadlines are measured from the date on the Letter of Intent to Fund. This system requires that both the DWI and recipient meet these deadlines as well as additional interim deadlines.

Each review cycle is at a different phase in the process. For example, projects in the September 2023 cycle will receive engineering report approval by December 2024 with plans and bid documentation receiving approval by October 2025. These projects should begin construction by March 2026.³ A

³ Note that DWSRF projects co-funded with American Rescue Plan Act (ARPA) funds are put on an accelerated schedule to meet ARPA deadlines.

map of these projects discussed in this report is shown in Figure 4.7. Appendix O contains the status of projects from the past four fiscal years (FY 2020-2021 through FY 2023-2024).



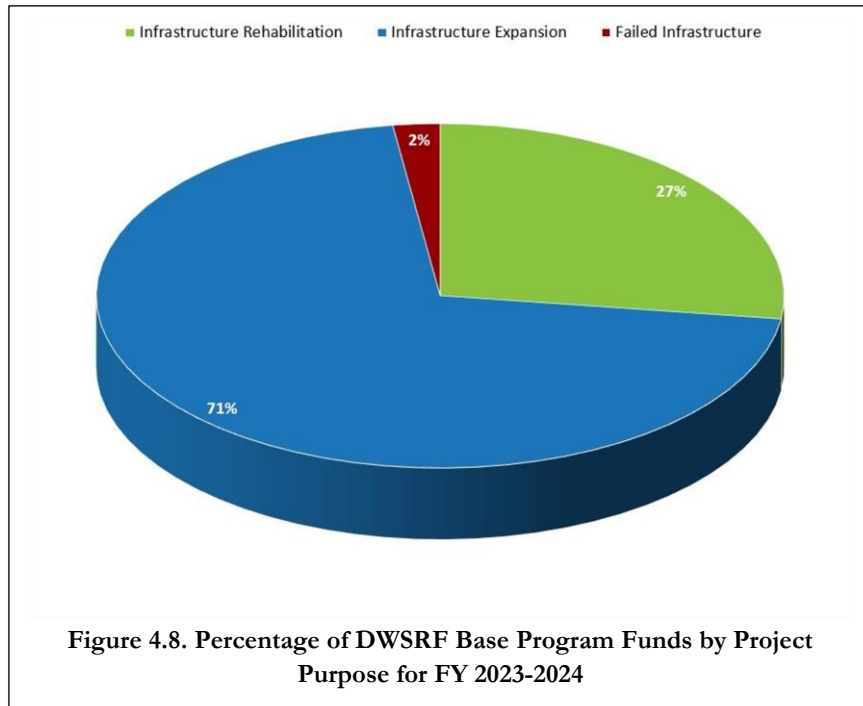
4.3.3 DWSRF Base Program

The base DWSRF program is the core of the loan program; all special programs (e.g., PF) represent a departure from the base program. The base program provides the majority of loan funds for the DWSRF. This is because not all projects meet the requirements for PF or affordability loans, including many larger projects (e.g., infrastructure expansion).

The base program offers loans at one-half the market rate, as established by The Bond Buyer’s 20-Bond Index. According to the Intended Use Plan (IUP), individual applicants may not have a loan amount greater than \$25 million in a funding round, and an applicant may not take on DWSRF debt total exceeding \$200 million. However, there are cases where these limits may be exceeded to help ensure that all available funds are utilized during each cycle. In addition, interest does not start accruing until the contract completion date, which provides savings for loan recipients. The maximum term for DWSRF loans is 20 years for the vast majority of projects. However, in 2016, the North Carolina General Assembly amended the North Carolina General Statutes such that a 30-year loan may be made for projects receiving a targeted interested rate if the Local Government Commission approves the loan term. No 30-year loan terms have been offered for the DWSRF.

Figure 4.8 shows the distribution during FY 2023-2024 of each project purpose funded by the base program. Infrastructure rehabilitation project funding encompassed approximately 27 percent of the funds distributed under this program while 71 percent related to projects with other purposes such as new infrastructure or meter replacement projects. Last, two percent related to failed infrastructure.

Some of these failed infrastructure projects were for EC construction before the DWSRF-EC funds were available.⁴



4.3.4 Principal Forgiveness

Principal forgiveness is one of the special funding methods offered by the DWSRF program. In the 2023 IUP, the DWSRF targeted a minimum of 26 percent of base DWSRF funding toward disadvantaged communities.⁵ Principal forgiveness is awarded not only based on eligibility but also on the priority of the project. A project is eligible for PF via three different ways as discussed below.

Non-viability. For projects that eliminate a non-viable system to benefit a disadvantaged community with a financial need (see paragraph below) and that is served by a public wastewater system, then the project can receive PF for the full amount of the loan or \$3 million, whichever is less.

Affordability. A project is eligible for PF if it scores points under Category 1 of the PRS, the LGU has less than 20,000 residential sewer connections, monthly utility bills greater than the state median, and three of five LGU economic indicators worse than the state benchmark. If an LGU has scored points under Category 1 of the PRS and has been designated as distressed by the SWIA and LGC, then it is eligible for PF. For these types of projects, PF ranges in 25-percent increments from 25

⁴ See Section 4.7 for more information related to projects utilizing BIL-EC Funds.

⁵ See Section 4.7.1 for PF percentages related to the BIL Supplemental Funds.

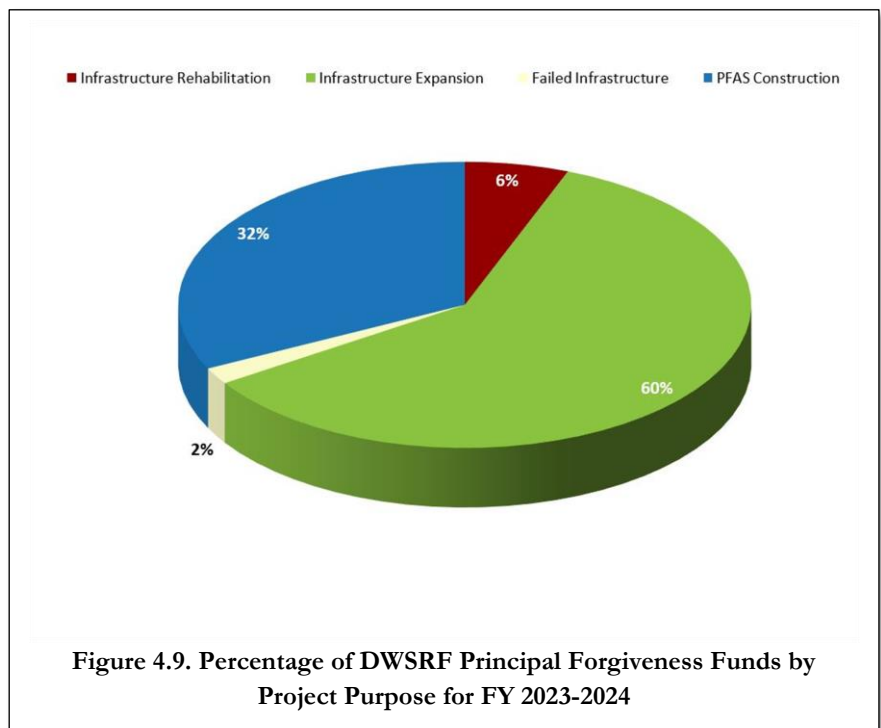
percent to 100 percent or \$500,000, whichever is less. A targeted interest rate of zero percent or one percent off the base rate will be provided for the balance of the loan (see Section 3.3.5).

Disadvantaged Areas. If at least 50 percent of project costs will directly benefit a disadvantaged area, the applicant would receive PF for 50 percent of the project costs, up to \$500,000, whichever is less. A disadvantaged area is based on factors such as affordability of water and sewer service rates, relative to the income of residents within the disadvantaged area, poverty rates, property values, and/or employment rates of the targeted area. Other factors that may qualify an area as disadvantaged include but are not limited to

historical, cultural, linguistics, socioeconomic stressors, cost-of-living stressors, or existing contamination factors.

For projects that are eligible for PF due to affordability or disadvantaged areas as discussed above, these \$500,000 limits may be exceeded in project priority order up to the percent eligibility if PF funds are available. If funds remain after all eligible projects receive PF up to their eligibility percentages, then PF funds may be awarded in priority order in ten-percent increments. If PF funds remain after that, then they may be awarded in priority order in additional ten-percent increments.

Over the past year, five loans have included approximately \$18.1 million in PF. Note that this amount shows the total amount of PF provided by both the base DWSRF program and the BIL supplemental portion of the DWSRF. The BIL portion will be discussed in further detail in Section 4.7. Figure 4.9 shows the project purposes that received principal forgiveness during FY 2023-2024. For this report, failed infrastructure (two percent), PFAS construction (32 percent), infrastructure rehabilitation (six percent) and infrastructure expansion (60 percent) received PF.⁶ As mentioned above, the DWSRF has a small system reserve, and the DWI has utilized much of its PF funding for projects that meet these criteria.

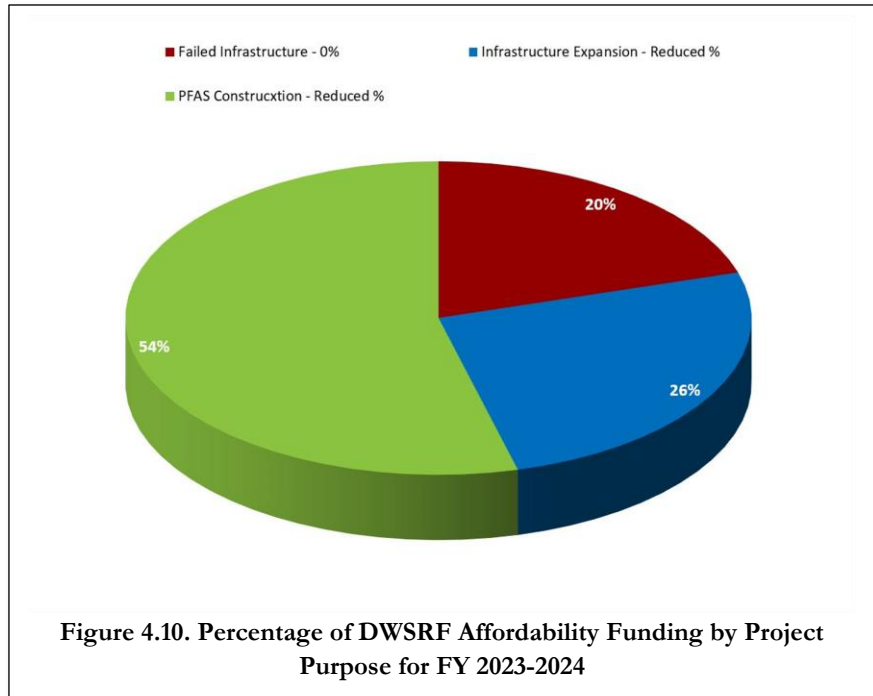


⁶ Some PFAS projects were funded by both the DWSRF-EC funds and DWSRF PF funds.

4.3.5 Affordability Funding

The Division offers affordability funding for certain disadvantaged communities that meet the requirements discussed in Section 4.3.4. These affordability funding loans are available to recipients that qualified for PF.

This targeted loan program recognizes the continuing need for affordable drinking water infrastructure in these communities in combination with a limited amount of PF available, as well as decreases in grants offered through other funding programs. If an applicant was eligible for either 100 percent or 75 percent PF, then they would receive an affordability loan of zero percent. If an applicant were eligible for either 50 percent or 25 percent PF, then they would receive an affordability



loan at one percent off the base rate. Under the DWSRF affordability funding program, the DWI has made loans to one at zero percent for a total of approximately \$7.1 million during FY 2023-2024 and loans to two projects at one percent less than the base rate for \$28.0 million. These funds were split among failed infrastructure at zero percent (20 percent), infrastructure expansion at the reduced interest rate (26 percent), and PFAS Construction at the reduced interest rate (54 percent).⁷ Figure 4.10 shows a percentage breakdown of funding for the affordability funding program.

4.3.6 Green Projects

While the DWSRF can fund green projects, the DWI does not currently prioritize green projects, and no projects during FY 2023-2024 have been considered green.

4.4 Set-Aside Activities

As part of the DWSRF program, the SDWA allows that a certain amount of the capitalization grant funding be reserved for activities that support the implementation of the requirements of the SDWA. The DWR Public Water Supply Section is responsible for implementation. The paragraphs below

⁷ Ibid.

summarize the set-aside activities completed this past year. Appendix P contains details related to the goals and accomplishments of the DWR. Appendix P also contains a listing of expenditures related to the set-aside program.

4.4.1 Technical Assistance for Small Systems

This part of the set-aside program amounts to up to two percent of the capitalization grant. This year, both the Public Water Supply Section of the Division of Water Resources and the North Carolina Rural Water Association (NCRWA) continued to provide technical assistance to water systems serving a population of less than 10,000 consumers and made a total of 871 contacts.

4.4.2 Drinking Water State Program Management Functions

This portion of the set-aside program amounts to up to ten percent of the capitalization grant. The funds go to fund the Public Water Supply (PWS) Section. The Source Water Protection Program Engineer coordinates the development, implementation, and management of a statewide Drinking Water Protection Program. See Appendix P for more information related to this particular activity.

4.4.3 Local Assistance and Other State Programs

This portion of the set-aside program amounts to up to 15 percent of the capitalization grant and funds a Wellhead Protection Geologist who coordinates the development, implementation, and management of a wellhead protection program within the DWR. The approved plans cover 161 public water supply systems, consisting of 1,020 wells serving a population of 1,118,887 people (see Appendix P).

4.5 Public Health Benefits

Under the current PRS, applicants can claim points based on public health benefits. The PRS provides points for three main public health benefits: compliance, treatment improvements, and interconnections. Additionally, applicants can receive priority points for other public health benefits. The funding programs discussed in Sections 4.3.3 through 4.3.6 received prioritization points according to the system described in Section 4.3.1.

Over FY 2023-2024, the DWI funded four projects that received compliance public health benefits points, four projects that received treatment public health benefit points, three projects that received interconnection public health benefits points, and nine projects that received some other type of public health benefit points, for a total of approximately \$34.1 million, \$54.8 million, \$26.0 million, and \$67.3 million, respectively. Note that under the PRS, projects may receive more than one type of public health benefits points.

4.6 Drinking Water State Revolving Fund Goals

As part of the Intended Use Plan (IUP) for the DWSRF program, 40 CFR 35.3570 requires that the state identify the goals and objectives of the DWSRF program. The overall goal of the DWSRF program is to provide funding for drinking water infrastructure and to provide the funds to administer the SDWA. This over-arching goal is supported by several short- and long-term goals discussed below.

4.6.1 Short-Term Goals

As part of the Fiscal Year 2022-2023 IUP, the DWI focused on the short-term goal (one year) of outreach to inform LGUs and other potential applicants of the availability of funding, particularly BIL funds. Application training occurred during August 2023 and March 2024 in preparation for the fall and spring funding rounds, respectively. Section 1.3 provides more information about outreach activities.

4.6.2 Long-Term Goals

In addition to short-term goals, the DWI developed long-term goals that will be implemented over the course of several years. The following discusses each of the long-term goals and how the DWI has either begun or will implement these long-term goals.

Goal #1: To support NCDEQ's Strategic Goal to Strengthen North Carolina's infrastructure through thoughtful, strategic, and equitable investments in communities. Division staff and the SWIA supported this goal by making modifications to the drinking water PRS to include line items that would provide more credit for projects located in disadvantaged areas. Additionally, DWI staff modified this year's IUP to include more PF funding for disadvantaged LGUs.

Goal #2: To support NCDEQ's Strategic Goal to promote and ensure environmental stewardship and provide ... financial assistance to meet or exceed regulatory requirements and prevent pollution, with special emphasis on investing in water infrastructure in intentional and equitable ways to make sure water and wastewater projects serve communities with the greatest need. The SWIA acknowledged the need to be intentional about funding drinking water in a thoughtful way and approved PRSs that provide for intentional and equitable funding. The PRSs contain line items that specifically provide points for projects that provide service to disadvantaged communities or benefit disadvantaged areas, in addition to points for addressing non-compliance of drinking water standards.

Goal #3: To support NCDEQ's Strategic Objective to ensure funding processes include access for underserved communities. Division staff and the SWIA supported this goal by modifying the PRSs to provide line items related to bringing service to underserved communities and disadvantaged areas.

Goal #4: To support USEPA’s Strategic Goal 5 of ensuring clean and safe water for all communities. Division staff and the SWIA supported this goal by continuing to recommend and award funding related to wastewater and green projects that would protect the environment.

Goal #5: To continue efforts to streamline the funding process to ensure funds are used in an expeditious and timely manner in accordance with Sec. 602(b)(4) of the Clean Water Act. By revising its funding process and placing all applicants on a 24-month funding schedule, the DWI has ensured that all projects move through the process in an efficient and timely manner. The DWI will continue to partner with funding recipients to help ensure that projects adhere to the schedule.

Goal #6: Ensure the technical integrity of CWSRF projects through diligent and effective planning, design, and construction management. Through the funding process (e.g., engineering report review, plans and bid documentation review, contract review, and construction inspection), DWI staff ensure the wastewater infrastructure projects funded through the DWSRF are technically sound facilities that will be compliant with all federal and state regulations.

Goal #7: To ensure the priority system reflects the NCDEQ’s and the SWIA’s goals. Every year, as the IUP is prepared, the DWI reviews the PRSs utilized to score project applications. Additionally, DWI staff present recommendations related to the PRSs to the SWIA for their review and approval to be included in future funding rounds. Division staff incorporate the NCDEQ’s goals, public comments from stakeholders, and previous discussion by SWIA members into the PRSs they provide to the SWIA for their review and approval. During their decision-making process, the SWIA ensures that the PRSs reflect their goals.

Goal #8: To provide technical and financial assistance to public water supply systems in adapting to changing drinking water quality standards and maintaining the health objectives of the SDWA. The Division has continued and will continue to offer set-aside funds via DWR to provide technical assistance to water system representatives.

Goal #9: To ensure long-term viability of the DWSRF program through effective financial practices. By changing its funding process schedule, the Division has ensured that not only will funds flow out in a timely manner, but they also will be repaid in a timely manner. As the pace from funding to construction increases, loan repayments then begin sooner, therefore making revolving funds available sooner for additional loans. In addition, all funds/projects are managed in accordance with federal and state requirements. All fund investments are managed by the Department of the State Treasurer; however, the Division seeks to maximize loans to applicants, resulting in minimum fund balances managed by the state treasurer’s office.

Goal #10: To implement a capacity development strategy that may use innovative strategies and solutions to help public water supply systems improve compliance. The Division continued to supply set-aside funds to DWR to support activities related to reviewing water systems’ financial and managerial capabilities.

4.6.3 Minority Business Enterprise/Women Business Enterprise Goals

In the DWSRF grant agreement, the Division negotiated the following objectives and goals related to small, minority, and women's business enterprises (MBE/WBE): a fair share objective of \$250,000 split as follows: (1) 10.9 percent to go to MBEs and split across construction, supplies, services, and equipment and (2) 10.4 percent to go to WBEs and split across construction, supplies, services, and equipment. The total amount of MBE procurement during FY 2022-2023 was 0.53 percent. The total amount of WBE procurement during the same time was 1.13 percent of total procurement.

4.7 Bipartisan Infrastructure Law Funding

In 2021, Congress passed, and President Biden signed into law, the Infrastructure Investment and Jobs Act, also known as the Bipartisan Infrastructure Law (BIL). The BIL appropriated funding for a five-year period (FY 2022-FY 2026). This funding was broken out over three programs, all of which will be described in the following sections in more detail. These programs are funds that supplement the DWSRF program as described in Sections 4.1 through 4.3, funding dedicated to addressing Emerging Contaminants (EC), and funds dedicated to LSLR.

4.7.1 Bipartisan Infrastructure Law General Supplemental Funding

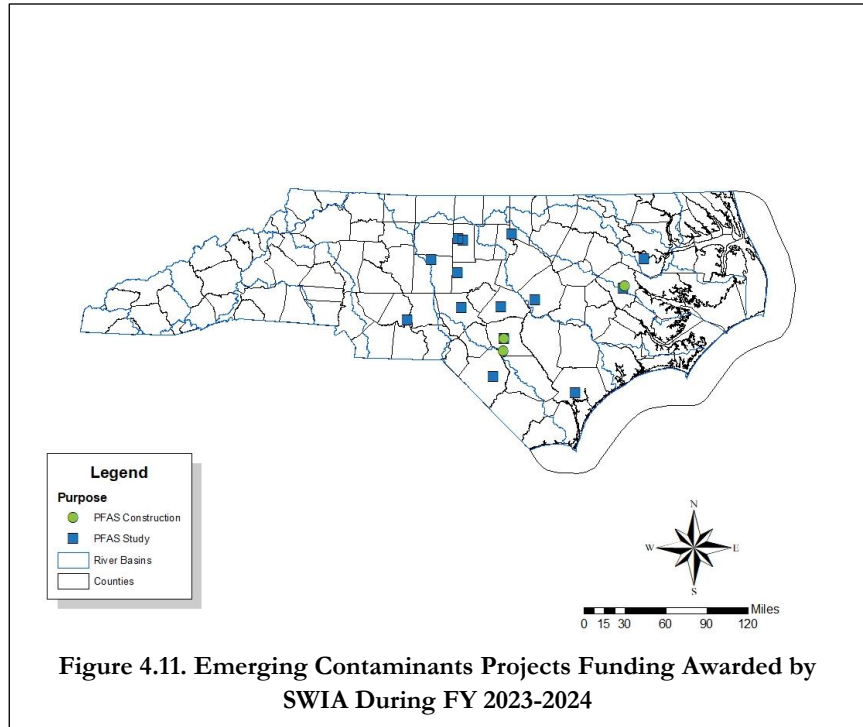
While the base DWSRF program received \$13,675,000 in capitalization grants from the USEPA, as shown by the FY 2022-2023 IUP, the BIL general supplemental funding provided an additional \$58,021,000 in capitalization grants.⁸ The BIL general supplemental funding and base DWSRF program shared the same IUP with the same policies and procedures, with one fundamental difference: the BIL general supplemental funding requires that 49 percent of the capitalization grant be provided as PF. For the FY 2022-2023 BIL DWSRF General Supplemental capitalization grant, this means that \$27,074,460 was to be awarded by the SWIA as PF. The SWIA continued awarding projects from the BIL General Supplemental Fund. Please see Section 4.3.4 for more information on the distribution of these funds during FY 2023-2024.

4.7.2 Bipartisan Infrastructure Law Emerging Contaminants Funding

The BIL also provides funding for LGUs that need to address EC through the DWSRF (DWSRF-EC). The IUP was submitted to EPA in July 2023, and this report reflects the inaugural funding awards made in FY 2023-2024. In North Carolina, EC funding is limited to projects addressing known PFAS contamination. Funding demand far exceeded funding availability. For the DWSRF-EC, out of applications requesting more than \$328 million in funding assistance, SWIA awarded \$21,530,000 in DWSRF-EC funds at their February 2024 meeting to three construction projects and 14 evaluation/assessment projects. Appendix Q shows the funding awards from the DWSRF-EC program. Figure 4.11 shows the location of these projects.

⁸ The state match required for the BIL general supplemental fund was \$5,525,400.

In the first part of 2024, DWI staff proposed updates to the PRS, and the SWIA approved these updates to go to public review. This public review occurred from March 1, 2024 to April 1, 2024, and the SWIA approved the final PRS with updates based upon public comment. The DWI also began accepting EC evaluation/assessment study project applications on a rolling basis. This will begin in FY 2024-2025, which is beyond the scope of this report.



4.7.3 Bipartisan Infrastructure Law Lead Service Line Replacement Funding

The BIL provides Lead Service Line Replacement (LSLR) funding for drinking water systems to replace lead service line (LSL) laterals to premises. This also includes galvanized service lines downstream of lead components, as well as lead goosenecks, pigtails, and connectors. During FY 2023-2024, SWIA awarded DWSRF-LSLR contingent funding in four rounds. Once project lists are submitted to the USEPA via revise Project Priority Lists, funding awards are finalized.

Based upon the LSLR PRS adopted in April 2023, DWI reviewed and made funding recommendations related to projects that replace LSLRs, find and replace LSLRs, and conduct LSL inventories.

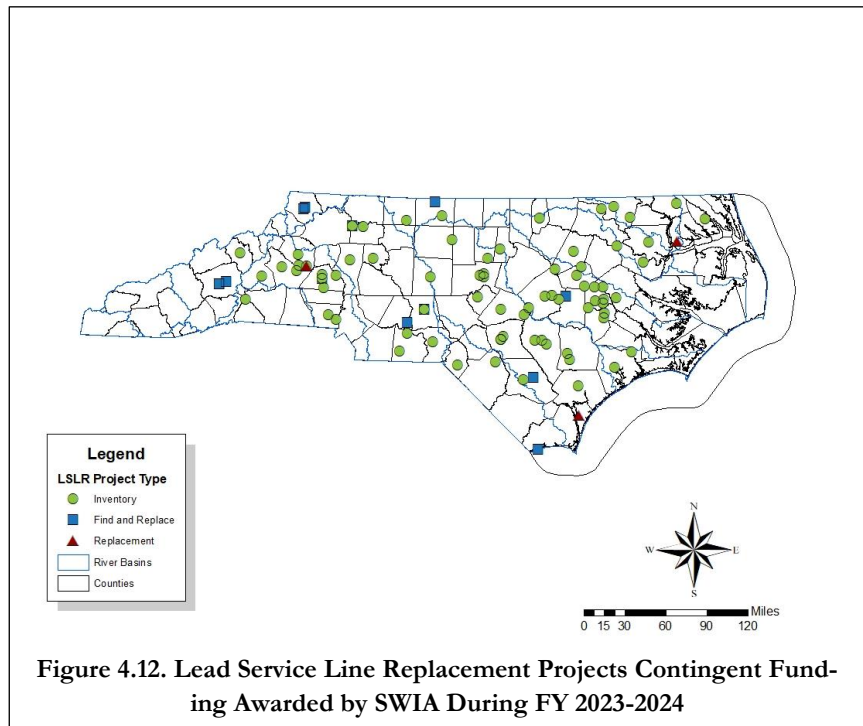


Figure 4.12 shows the projects awarded by the SWIA for contingent funding. DWI will continue taking applications on a rolling basis during FY 2024-2025.

5.0 Community Development Block Grant – Infrastructure

The Community Development Block Grant (CDBG) Program is a comprehensive community development program overseen by the U.S. Department of Housing and Urban Development (HUD). The N.C. Department of Commerce serves as the cognizant agency in North Carolina. In 2013, the North Carolina General Assembly moved part of the annual appropriation from the Department of Commerce to the N.C. Department of Environmental Quality's newly formed Division of Water Infrastructure (DWI), with instructions to fund critically needed public water and sewer infrastructure. This created the Community Development Block Grant – Infrastructure (CDBG-I) program, which receives annual appropriations by the General Assembly.

All non-entitlement municipalities are eligible to apply for the CDBG-I program. Entitlement municipalities receive funds directly from HUD. North Carolina's 24 entitlement municipalities are: Asheville, Burlington, Cary, Chapel Hill, Charlotte, Concord, Durham, Fayetteville, Gastonia, Goldsboro, Greensboro, Greenville, Hickory, High Point, Jacksonville, Kannapolis, Lenoir, Morganton, New Bern, Raleigh, Rocky Mount, Salisbury, Wilmington, and Winston-Salem.

In addition, all counties are eligible to apply for CDBG-I funds except for Mecklenburg County, Wake County, Union County, and Cumberland County, which have been designated by HUD as urban entitlement counties. As entitlement counties, neither the counties nor their municipalities are eligible for Small Cities funding, except for the towns of Holly Springs and Linden.

The CDBG-I program continues to see strong demand for infrastructure grants due to the significant need for water infrastructure investment, training conducted across the state, and assistance in helping applicants navigate CDBG requirements. The CDBG-I program remains a major source of grants for infrastructure.

Awards are conducted after a competitive application process using the Priority Rating System approved by the State Water Infrastructure Authority (SWIA), CDBG-I staff review and rank each complete, eligible application. CDBG-I staff present the final funding scenario to the SWIA for consideration and award. The maximum award in the CDBG-Infrastructure program is \$3 million.

5.1 Award of Regular Funding Year FFY 2021-2022 Funds

As noted in previous annual report, the State of North Carolina received \$47,037,288 in Community Development Block Grant (CDBG) State funds for FFY 2022. The CDBG-Infrastructure FFY 2022 appropriation from that funding was \$19,323,243.

The SWIA awarded \$4,600,000 in FFY 2021-2022 CDBG-I program funds to four local governments (and another local government with \$305,609 in FFY 2018 CDBG-I program funds) at the February 21, 2023 meeting. The remaining FFY 2021-2022 CDBG-I balance was \$14,723,243. This information was provided in the previous FY 2022-2023 annual report.

To obligate the balance of FFY 2021-2022 CDBG-Infrastructure funds, the Division and the CDBG-Infrastructure program took in funding applications again on May 1, 2023. A total of 12 applications were received, totaling \$24,606,849. After staff reviews, ten applications, totaling \$19,903,540, were deemed complete and eligible applications. On July 18, 2023, the SWIA awarded seven new grants funded with the remaining FFY 2021-2022 CDBG-I funds,

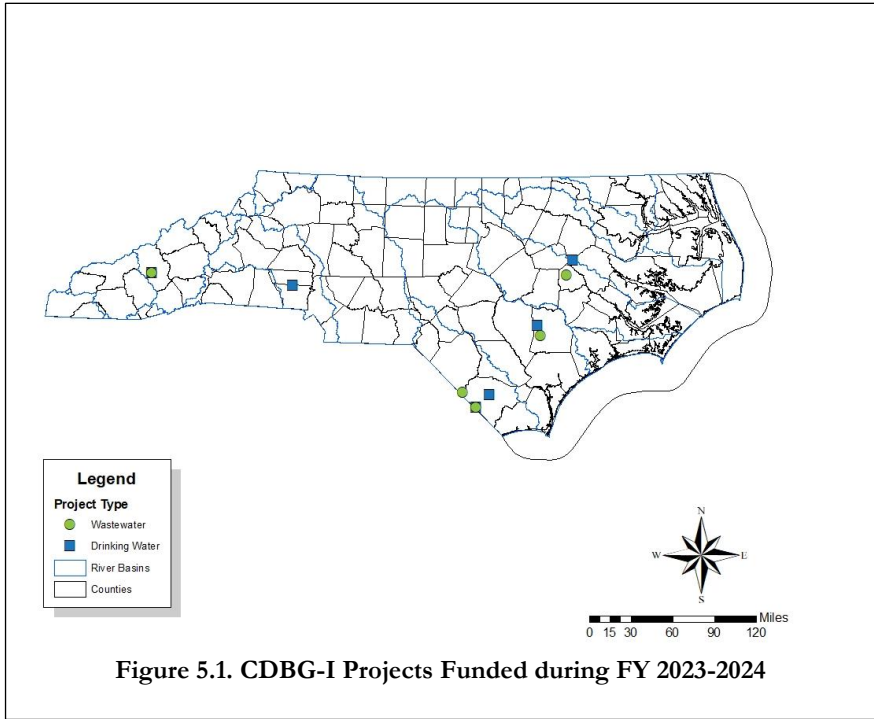


Figure 5.1. CDBG-I Projects Funded during FY 2023-2024

as shown in Table 5.1. Figure 5.1 shows the projects funded during FY 2023-2024.

Table 5.1. Awards Made with Remaining Partial FFY2022 CDBG-Infrastructure Appropriations				
Grantee	County	Project Name	Overall Project Description	Funding Amount
Brunswick, Town of	Columbus	Water System Resiliency Improvements - Phase 2	Construction of new elevated storage tank to replace two old hydropneumatics tanks, installation of fire hydrants, and abandonment of two old wells	\$2,000,000
Magnolia, Town of	Duplin	Sun Valley MHP Sewer Replacement Project	Replace existing sewer collection system infrastructure	\$1,488,700
Warsaw, Town of	Duplin	2023 Water Supply/WTP Improvements	Renovate a well, building upgrades, new controls, new electrical along with the	\$3,000,000

Table 5.1. Awards Made with Remaining Partial FFY2022 CDBG-Infrastructure Appropriations				
Grantee	County	Project Name	Overall Project Description	Funding Amount
			installation of raw water line from the well to the Town's Water Treatment Plant	
Fountain, Town of	Pitt	2023 Water System Improvements	Renovate an existing booster pump station to deliver potable water purchased from the Town of Farmville	\$2,225,000
Fair Bluff, Town of	Columbus	2023 Gravity Sewer Improvements	Rehabilitate/replace the oldest sewer lines, manholes, service laterals and associated appurtenances	\$3,000,000
Tabor City, Town of	Columbus	Basin 4A Sanitary Sewer Improvements	Replace/rehabilitate an aged gravity sewer mains and associated manholes	\$2,000,000
Waynesville, Town of	Haywood	South Waynesville Sanitary Sewer System Improvement Project	Upgrade and replacement of a portion of existing sanitary sewer system	\$1,009,543
			Total:	\$14,723,243

5.2 Award of Regular Funding Year (FY) 2023 Funds

The State of North Carolina received \$46,076,826 in CDBG State funds for FFY 2022-2023. The CDBG-I FFY 2022-2023 appropriation from that funding was \$19,022,056.

The DWI and the CDBG-I program took in funding applications on October 2, 2023. Seven applications were received totaling \$13,693,766. After CDBG-I staff reviews, five applications, totaling \$7,693,766, were deemed complete and eligible applications.

On February 20, 2024, SWIA awarded five new grants funded with FFY 2022-2023 CDBG-I funds, as shown in the below table. See Figure 5.1 above.

Table 5.2. Awards Made with PFY2023 CDBG-Infrastructure Appropriations				
Grantee Name	County	Project Name	Project Description	Grant Amount
High Shoals, City of	Gaston	High Shoals Water System Replacement 2	Rehab/ Replace old water distribution lines	\$1,703,309
Tabor City, Town of	Columbus	Water Supply Well Improvements	Rehab and replacement of two wells (replace the electrical components and install SCADA System) and install new emergency generators at both wells	\$1,000,000
Waynesville, Town of	Haywood	South Waynesville Sanitary Sewer System	Replace old sewer collection lines	\$1,376,957
Greene County	Greene	2023 Maury WWTP Improvements	Construct a wastewater treatment plant with dual train biological nutrient removal	\$3,000,000
Waynesville, Town of	Haywood	South Waynesville Public Water System	Replace old water main	\$613,500
Total:				\$7,693,766

The remaining balance, \$11,328,290, of FFY 2022-2023 funds were made available for Spring 2024 funding applications that were due April 30, 2024 and were awarded by the Authority in July 2024. Those July 2024 awards will be provided in the following annual report.

5.3 Supplemental Grants or Additional Funds to Current Grantees Using Deobligated Funds

Occasionally current CDBG-I grantees have a situation where their project’s construction costs come in over the initial grant budget and they are not able to trim enough of the construction scope of work without risking their fifty-one percent (51 percent) low-to-moderate income (LMI) eligibility. In these situations, CDBG-I staff refers to the Program’s *Deobligated / Recapture Funds Policy*. The policy states, when deobligated/recaptured funds are available:

- 1) These funds are to be first applied to projects with cost overruns awarded in the same funding year.

- 2) If no projects in the same funding year need additional funds, these funds are then applied to projects with cost overruns in another funding year.
- 3) As needed, to expend these funds, new grants will be awarded by SWIA during an application funding round.

The policy also provides conditions to additional funding:

- 1) All additional funding will be provided on a first-come, first-serve basis; however, if two projects request additional funding at the same time, the funding goes to the grantee with the smaller population.
- 2) Projects that have received the maximum award may not receive additional funding, if funding is available, unless there is a need to ensure completion of the project when value engineering and negotiations fail, and the scope of work cannot be reduced without jeopardizing the entire grant.

The SWIA does not vote to approve these additional grants or funds for current grantee projects. The SWIA only votes to approve and award grants to new grantees. The SWIA allows the CDBG-I program staff to give additional grants and/or funds to current grantees per the Program’s *Deobligated Recaptured Funds Policy*.

Utilizing the Deobligated Recapture Policy for the CDBG-I Program, DWI provided additional CDBG-I funds to five existing grantees due to construction bid overruns. Table 5.3 below lists the five local governments that received additional funding.

Table 5.3. Additional Grants and/or Funds to Existing Grantees

Grantee Name	County	Project Name	Initial Grant Amount & FY	Supplemental Grant / Funds Amount & FY
Fairmont, Town of	Robeson	Brown Street Pump Station Improvements	\$1,903,000 – FFY2020	\$ 500,000 – FFY2017
Rowland, Town of	Robeson	Sanitary Sewer System Improvements	F	\$ 162,631.29 – FFY2017
Saratoga, Town of	Wilson	2020 Gardner School Road/Daiselle Place/ Pitt Road Sewer Extension	F	\$ 413,426.02 – FFY2018
Burnsville, Town of	Yancey	Main Sewer Interceptor (West) Improvements	\$1,874,600 - FFY2020	\$500,000 – FFY2019

Pollocksville, Town of	Jones	2019 Wastewater Treatment Plant Improvements	\$2,000,000 – FFY2019	\$500,000 – FFY2019
			Total:	\$2,076,057.31

Summary by Numbers

- FY22 Dollar Amount Awarded: \$14,723,243
- FY23 Dollar Amount Awarded: \$7,693,766
- FY17 Dollar Amount Awarded: \$662,631.29
- FY18 Dollar Amount Awarded: \$413,426.02
- FY19 Dollar Amount Awarded: \$1,000,000
- Total funded applications: 12
- Total existing grantees that received additional funding to complete project: 5

5.4 Projects Closed in Fiscal Year 2023-2024

Seven projects were closed during FY 2023-2024, totaling \$9,249,684.83 in CDBG-I funds (see Table 5.3). Closing a project means that all construction is finished, all bills are paid, all compliance requirements have been met, and an audit has been performed to account for all funds spent. See Table 5.4 below.

Table 5.4. CDBG-I Projects Closed During Fiscal Year 2023-2024

Grantee	County	Grant Number	Project Description / Outcome	Final Project Cost	Date Closed
Rich Square, Town of	Northampton	14-I-3041	Replaced 7,152 LF of 2" and 6" water main, 15 hydrants, 27 2" and 6" gate valves, 6 tie-ins to existing lines and 92 water services.	\$733,029.00	12/4/2023
Rich Square, Town of	Northampton	17-I-2969	Replaced 19,636 of 6" linear feet of line, 29 hydrants, 27 6" valves, 5 6"x8" tie ins to existing line and 158 reconnections.	\$1,266,971.00	12/4/2023
Hobgood, Town of	Halifax	15-I-3082	Completed high pressure cleaning and CCTV inspection of 4,225 LF of existing 12" PVC Sewer, 450 LF of existing 8" PVC sewer, high pressure cleaning and CCTV inspection with cured in place pipe relining of 350 LF of existing 12" PVC sewer, rehabilitation/relining 23 existing manholes, point repair of 6 existing sewer laterals at the sewer main and patching relining of a 6' diameter wet (well #1) located at 437 E 2nd Street	\$231,205.80	3/14/2024
Stoneville, Town of	Rockingham	17-I-2970	Rehabilitated approximately 5,360 LF of gravity sewer line	\$1,284,428.06	7/26/2023
Siler City, Town of	Chatham	16-I-2927	Rehabilitated 6,951 LF of sewer line	\$2,000,000.00	1/31/2024

Table 5.4. CDBG-I Projects Closed During Fiscal Year 2023-2024

Grantee	County	Grant Number	Project Description / Outcome	Final Project Cost	Date Closed
Grantsboro, Town of	Pamlico	17-I-3964	Installed of 8,192 LF sewer line, a booster sewer pump station on NCSR 1206 that will connect to the existing Bay River MSD force main and connected 31 households (18 LMI with CDBG-I funds and 13 over with non-CDBG-I funds) to STEP systems.	\$1,997,812.78	1/25/2024
Lumberton, City of	Robenson	17-I-2967	Extended approximately 3,800 LF of 8" gravity sewer line; installed a new pump station to handle additional flow; and extend approximately 3,000 LF of 4" sewer force main	\$1,736,238.19	3/26/2024
Total				\$9,249,684.83	

5.5 Regulations Governing CDBG-I Program

Local government grantees are required to comply with several federal regulations covering everything from local housing policy to civil rights. The primary regulations grantees are required to follow include:

The Fair Housing Act (Title VIII of the Civil Rights Act of 1968); the Civil Rights Act of 1964, and the Housing and Community Development Act of 1974, and related regulations at 24 CFR 570.487 and 24 CFR 5.150 through 5.180. The Fair Housing Act is at the core of the CDBG program. Both the State of North Carolina and each local government grantee certifies to *affirmatively affirm fair housing*. The purpose of the Fair Housing Act is to promote fair housing choice, foster inclusive communities free from discrimination, and to help grantee communities take meaningful actions to overcome historic patterns of segregation, racially and ethnically concentrated areas of poverty, disparities in access to opportunity, and disproportionate housing needs.

Title VI of the Civil Rights Act of 1964. Title VI prohibits discrimination based on race, color, or national origin. Local government grantees are required to develop a Language Access Plan to address communications with citizens who primarily speak another language.

Section 3 of the Housing and Urban Development Act of 1968, and related regulations at 24 CFR Part 75. Section 3 requires recipients of a HUD-funded project, to the greatest extent feasible, to make good faith efforts to establish priorities for training, employment and contracting opportunities for Targeted Section 3 Workers, Section 3 Workers, and Section 3 Business Concerns. Section 3 is race and gender neutral.

Section 504 of the Rehabilitation Act of 1973, and related regulations at 25 CFR Part 8. Section 504 requires that the local government recipient make facilities used by employees accessible to and usable by individuals with disabilities. If undue hardship would result from the change, the local government must identify other options to provide accessibility to programs for individuals with disabilities. Grantee local governments perform an evaluation and develop and adopt a grievance procedure and a nondiscrimination policy.

Davis-Bacon and Related Labor Standards Acts. Davis-Bacon requires that workers on a CDBG-funded project are paid a wage appropriate for the work classification and location of the project. The related labor standards provide for an eight-hour workday and prohibit kickbacks on the job. Grantee local governments monitor construction pay rolls for compliance to the Davis-Bacon and Related Acts.

Uniform Administrative Requirements, Cost Principles and Audit Requirements for Federal Awards, as found in 2 CFR Part 200. This new regulation spells out procurement procedures, contract requirements and cost allowances for projects funded with federal dollars.

National Environmental Protection Act, and associated regulations at 24 CFR Part 58. Grantee local governments are required to develop environmental documents depending on the projected impact of the project on the environment. The liability for the accuracy of the documents falls on the local government leadership.

Consolidated Submissions for Community Planning and Development Program, at 24 CFR Part 91 and 24 CFR Part 570. Grantee local governments are required to develop citizen participation plans and conduct extensive outreach to citizens to allow for the widest level of community participation possible.

These regulations require training of both the grantee local government officials and their consultants, to ensure a compliant CDBG-I program.

5.6 Outreach and Training

5.6.1 How-to-Apply Training for Potential Applicants

Typically, the application cycle begins in the spring with “CDBG Only” How-to-Apply workshops. These workshops would be held across the state, usually at Council of Government offices. However, due to participating in the Spring Division Application intake and making changes to the Program’s Priority Rating System, no “CDBG Only” How-to-Apply workshops were held during FY 2023-2024. The program participated in the Division-wide application training workshops held in July/August 2023 and February/March 2024, which included training on how to apply for CDBG-I grants.

5.6.2 Specific Compliance-Area Training Sessions

Typically, CDBG-I staff conduct a virtual specific compliance area training for grant administrators to ensure compliance said compliance area requirements and to share best practices. Due to time constraints, this type of training session did not occur during this reporting period.

5.6.3 Program-Specific Procurement Training Sessions

CDBG-I staff conducted two compliance area-specific two-hour virtual trainings for newly awarded CDBG-I grant recipients (local governments and staff) on how to procure professional services per the *CDBG-I Program Procurement Policy*. These training were held on October 5, 2023 and May 15, 2024, via WebEx, with 16 and 17 attendees respectively.

5.6.4 Program-Specific Compliance Training Sessions

CDBG-I staff conducted two full-days of in-person CDBG compliance trainings for newly awarded CDBG-I grant recipients, and consultants. The training discussed the key CDBG

compliance areas attached to a federal CDBG-funded project. These trainings were held in Raleigh on October 13, 2023 and June 12, 2024, and had 20 and 12 attendees respectively.

5.6.5 Program-Specific Environmental Review Training Sessions

CDBG-I staff conducted two half-day in-person compliance trainings for newly awarded CDBG-I grant recipients, and few first-time local government staff and consultants. The training discussed the CDBG-I environmental review process with detailed information on the environmental report development and release of funds requirements. This training was held in Raleigh on October 18, 2023 and June 13, 2024, and had 13 and 18 attendees respectively.

In addition to the in-person environmental review trainings, CDBG-I staff offered a self-paced recertification training to consultants and local government representatives to renew their environmental certification. These opportunities were conducted in July 2023 and July 2024 with 14 and 16 participants respectively.

6.0 State Wastewater Reserve and State Drinking Water Reserves

The State Reserve Program (SRP) affords recipients the opportunity to improve their infrastructure in many ways. Through the State Wastewater Reserve (SWWR) and State Drinking Water Reserve (SDWR), the Division of Water Infrastructure (DWI) and the State Water Infrastructure Authority (SWIA) have worked together to offer combinations of loans and grants based on affordability criteria. Additionally, Asset Inventory and Assessment (AIA) grants and Merger/Regionalization Feasibility (MRF) grants are included in the SRP and continue to provide a vital resource for recipients desiring to shift from reactive to proactive management.

Fiscal Year 2023-2024 highlights from the SRP include the following:

- The SWIA awarded the remaining funds from the American Rescue Plan Act (ARPA) through the AIA program.
- All ARPA funds appropriated in SL 2021-180 and SL 2022-74 have been awarded to subrecipients, and funding offers extended to all ARPA subrecipients by April 2024.
- The SWIA awarded six construction projects for a total of approximately \$8.7 million in grants from recurring annual appropriations to the SDWR and SWWR.
- The SWIA awarded 37 AIA grants for a total of approximately \$6.7 million.
- The SWIA awarded three MRF grants for a total of approximately \$350,000.
- The SWIA awarded grants to all complete and eligible MRF applications, a trend that has continued since the inception of this program.
- The DWI began administering approximately \$1.9 billion from direct appropriations of General Funds to the SWWR and SDWR in S.L. 2023-134 to directed projects since October 2023. Each local government with a directed project was contacted in October 2023 requesting information about their projects, consistent with the requirements of the Session Law. In early 2024, the DWI revised the Request for Funding forms and information per adjustments made in S.L. 2024-1. By June 30, 2024, \$805.3 million was requested for 174 projects for the LGUs that completed Request for Funding forms to provide information to initiate their projects. The DWI continues to receive and process Request for Funding forms from the other local governments.

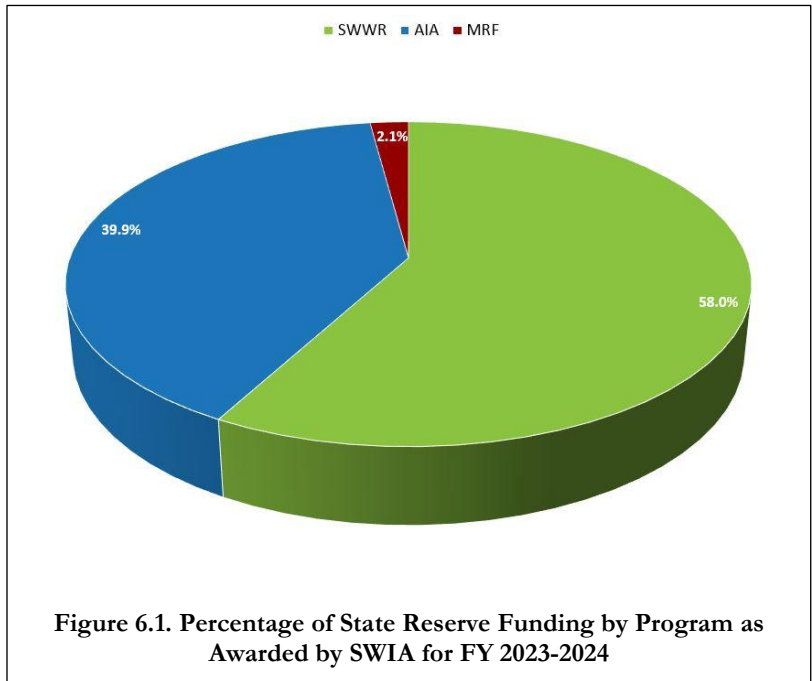
As part of the Water Infrastructure Fund statutes, G.S. 159G-26(a) requires an annual report on the status of the State Reserves for the previous state fiscal year. For the purposes of this report, the most recently completed state fiscal year is FY 2023-2024, which consists of SWIA awards for two funding rounds: July 2023 (application intake date: April 2023) and February 2024 (application intake date: September 2023).

Session Law 2023-134 requires the annual report to include the status of projects funded under this laws, which provided General Funds to be awarded through the SWWR and SDWR. Project status as of June 30, 2024 is included in this report in Appendices S and T. During FY 2023-2024, DWI worked with the local governments with direct appropriations in S.L. 2023-134 (and amended in S.L. 2024-1)

to initiate their projects, while SWIA awarded the remainder of the ARPA funds remaining and General Funds appropriated for competitive funding in S.L. 2023-134.

This chapter contains the following sections: (1) Overview of Programs, (2) Available Funds, and (3) Financial Health.

Figure 6.1 shows the percentage of funds awarded by SWIA for each program (see Sections 6.1.1 through 6.1.3). Table 6.1 shows the amount awarded by SWIA for each program, also broken down by ARPA funds and non-ARPA funds expended.



Program	Amount Funded
State Wastewater Reserve (non-ARPA) Construction	\$9,666,150
Asset Inventory and Assessment Grants (ARPA)	\$1,700,318
Asset Inventory and Assessment Grants (non-ARPA)	\$4,950,000
Merger/Regionalization Feasibility Grants (ARPA)	\$300,000
Merger/Regionalization Feasibility Grants (non-ARPA)	\$50,000
Total Funded:	\$16,666,468

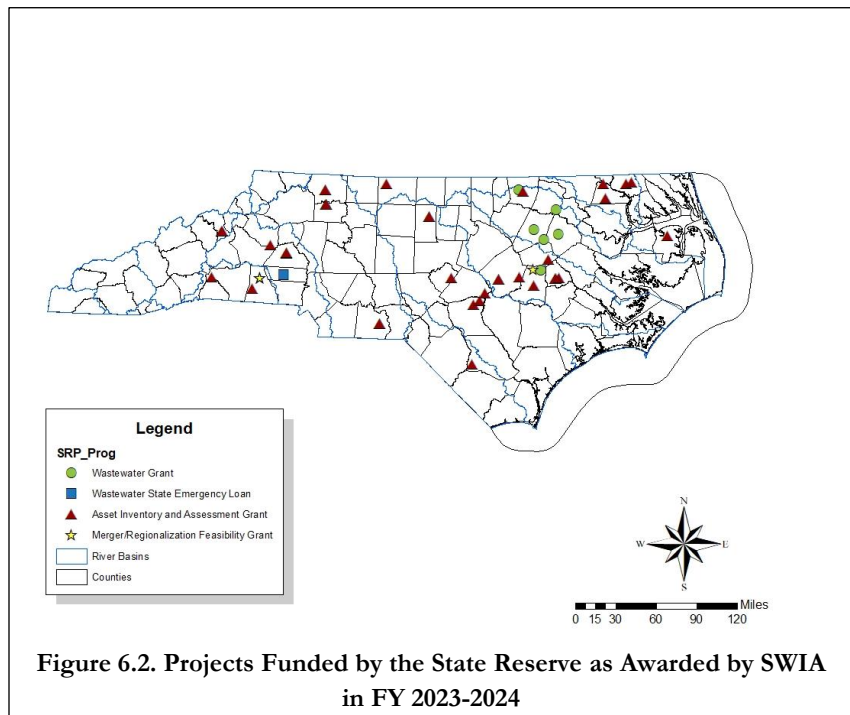
6.1 Overview of Programs

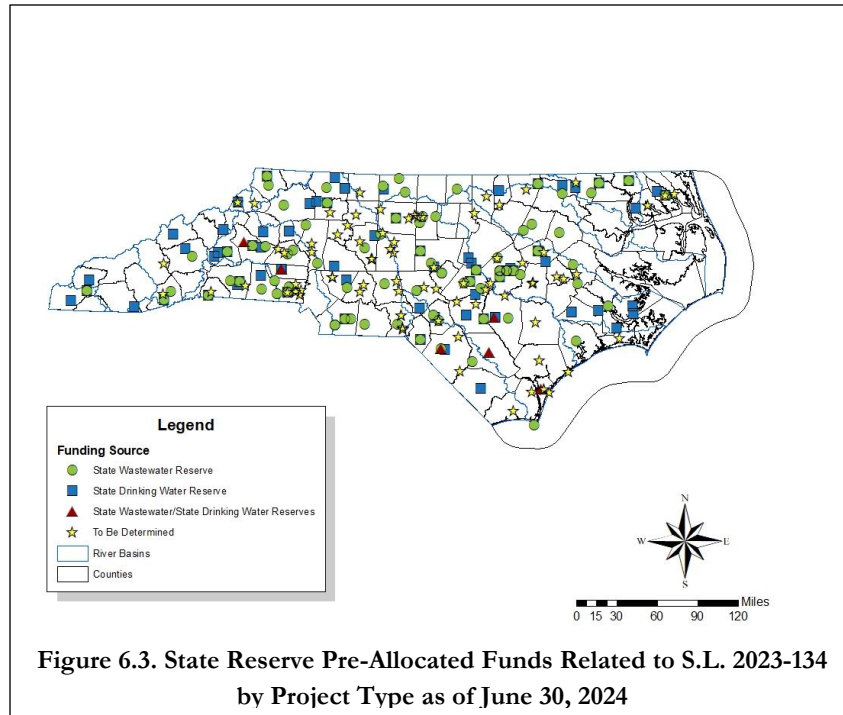
The DWI offers both construction and non-construction funding through the State Reserves. The construction programs enable recipients to fund drinking water and wastewater construction projects that address infrastructure needs such as nonviable systems, service to disadvantaged areas, or rehabilitation and replacement. During FY 2023-2024, all State Reserve funding, regardless of being ARPA or non-ARPA, was awarded 100 percent grant funding.

The non-construction grants offered through the State

Reserves provide a mechanism for applicants to study various issues facing their systems, ranging from mapping their utilities to studying the feasibility of a merger or consolidation.

Figure 6.2 shows the spread of competitive projects funded by this program for FY 2023-2024. The following sections discuss each of these programs in more detail. S.L. 2023-134 directly appropriated funds to 201 LGUs (amended to 198 LGUs in S.L. 2024-1) across the state through the State Reserve Program. Figure 6.3 shows the spread of the directed projects by status as of the end of FY 2023-2024.





6.1.1 State Project Loans and Grants

The DWI administers a SRP for construction projects that includes appropriated grants and revolving loans, which are awarded by SWIA, as well as State Emergency Loans. The revolving loans may be at market rate or at a targeted interest rate.

The SRP contains a grant program that covers part or all of the construction costs associated with a wastewater or water infrastructure project. The purpose of the grants is to enable financially disadvantaged LGUs to address water quality or public health issues related to water infrastructure. Normally, eligibility for grants is determined based on the affordability criteria as outlined in the PRS. Grant amounts are limited to \$3 million every three years for each system type (water or wastewater) [G.S. 159G-36(c)(3)].

The SWIA approved a Priority Rating System for the SRP portion of the State Reserves that is identical to the PRS used for the CWSRF and DWSRF programs so that Division staff can recommend the best funding available for applicants' projects. The DWI ranks projects based on (1) project purpose, (2) project benefits (3) system management, and (4) affordability. Due to the unique nature of the SRP funding in FY 2023-2024, all non-ARPA funds provided to applicants were in the form of 100 percent state grant.

Under the SRP, DWI provides SWIA with a list of projects ranked according to prioritization score, and SWIA makes final funding determinations. For the SRP, applications during FY 2023-2024 were accepted in May 2023, with SWIA making awards in July 2023. Also, applications were accepted in September 2023, and SWIA made awards in February 2024. During FY 2023-2024, DWI was able to fund six SRP wastewater construction projects for a total of \$9,666,150.

A State Emergency Loan (SEL) is available through the SRP in the event the Secretary of the Department of Environmental Quality certifies that either:

- A serious public health hazard related to the inadequacy of an existing wastewater collection system or wastewater treatment works is present or imminent in a community, or
- A serious public health hazard or drought emergency related to the water supply system is present or imminent in a community.

Applicants may submit an application for an SEL at any time during the year [G.S. 159G-39(b)]. Decisions regarding SEL loans are determined by DEQ and not SWIA. In the last fiscal year, DWI funded one emergency loan project for approximately \$1.64 million.

S.L. 2023-134 directly appropriated funds (pre-allocated funds) to approximately 271 projects within LGUs through the SWWR and SDWR in October 2023. S.L. 2024-1 amended the direct appropriations and reduced the administrative cost allowance for DEQ from 3 percent to 1.5 percent. Some LGUs have decided to split their direct appropriations into multiple projects, resulting in a greater number of projects to be administered from the \$1.9 billion. These projects are not awarded by SWIA. DWI staff administer these projects and oversee their construction. These LGUs were contacted and requested to complete a Request for Funding form within two weeks after the passage of the Session Law in October 2023 to ensure eligibility and initiate their projects. Funds are obligated (or committed) to the local government when a Request for Funding is reviewed, a funding offer is made and accepted by the local government. As such, not all of the direct appropriations have been obligated as of June 30, 2024. DWI continues to work with the LGUs with direct appropriations to receive their Request for Funding forms and initiate their projects. The location of the initiated projects is shown in Figure 6.3. Of the 271 SWWR and SDWR directed projects, requests for funding were received for 174 separate projects by June 30, 2024, which amounts to \$805,267,597 million of the \$1,973,930,149 billion earmarked in the Session Laws. See Appendix S for more detail.

6.1.2 Asset Inventory and Assessment Grants

For many LGUs, water and sewer infrastructure consists of old, buried infrastructure that a town or mill installed 50, 70, or 100 years ago. The varying ages and conditions of water and/or sewer infrastructure are a challenge for utility staff to manage. Asset Inventory and Assessment grants are available to inventory the existing water and/or sewer system and document the condition of the inventoried infrastructure. These grants enable LGUs to identify system components, determine the condition of critical components, establish capital costs and operating and maintenance costs, prioritize projects, and prepare a realistic capital improvement plan. Having this information empowers utilities to become more proactive in managing and financing their systems by identifying their most critical needs, thus ensuring that financing for capital improvements is used most efficiently.

These grants are available through the SWWR and SDWR and provide funds to LGUs and nonprofit water corporations. Both ARPA and non-ARPA AIA grant funding was available this round.

For ARPA grant funding, applicants were limited to \$400,000 for any combination of planning grant, including AIAs and MRF grants. The local match for ARPA AIA grants was waived, as were the size restrictions.

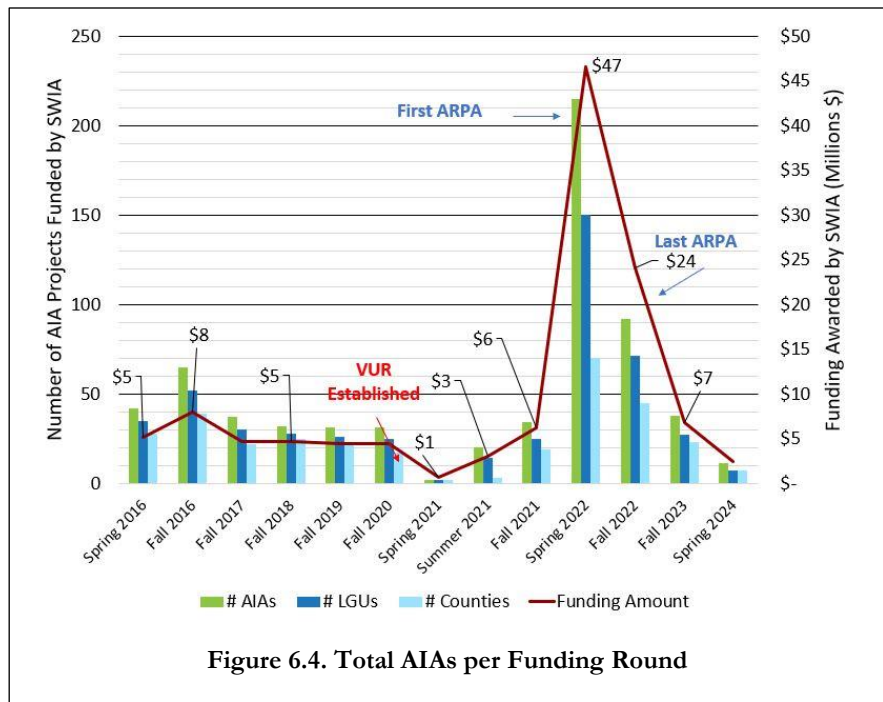
For non-ARPA AIA grants, affordability criteria do not limit eligibility or grant percentages for this

program but do determine the amount of local match required from the applicant (ARPA-funded projects do not require a local match). In FY 2023-2024, DWI began waiving required local matches for LGUs designated as distressed by the SWIA and LGC. Grants to a recipient are limited to \$150,000 over a period of three fiscal years for each system type (water or sewer) [G.S. 159G-36(c)(5)]. The \$150,000 funding limit typically results in a limited scope of work that can be reasonably performed, leaving the recipient with either partial or highly-focused (rather than all-encompassing) asset management and/or capital improvement plans needed to maintain/achieve viability.

For the AIA grants, DWI staff evaluate and rank applications based on (1) project benefits, (2) system management, and (3) affordability, with a goal of prioritizing applications that reflect the greatest likelihood that information obtained through the grant will be utilized for improved management of the system. Applicants supply a narrative in their application that DWI staff evaluate. The DWI provides SWIA with a list of applications ranked by prioritization score. The SWIA makes final funding determinations.

In FY 2023-2024, DWI accepted applications for this program in September 2023, and SWIA made awards in February 2024. Table 6.3 shows the number of projects and amount of funding awarded by SWIA during FY 2023-2024. Note that these projects exhaust the remaining ARPA funding. See Appendix T for a specific listing of projects.

Since the beginning of the AIA grant program in FY 2015-2016, 650 AIA grants have been awarded to 352 local government units across 93 counties with an average grant amount of approximately \$186,000 where 254 AIA grants have been awarded to 128 of the 151 designated distressed local government units. Figure 6.4 shows the total number of AIA grants funded by the SRP, ARPA, and VUR by funding round. See Table 6.3 below for a breakdown of AIAs funded in FY 2023-2024.



6.1.3 Merger/Regionalization Feasibility Grants

Utilities may operate more efficiently under different organizational structures or by gaining economies of scale. Merger/Regionalization Feasibility (MRF) grants are available to determine the feasibility of consolidating the management of multiple utilities into a single utility operation, utilizing management companies, developing shared resources with other LGUs to provide regional treatment, and determining the best way of carrying out the consolidation or regionalization alternatives [G.S. 159G-33(a)(3)]. The purpose of these grants is to allow an LGU to

identify challenges, benefits, and implications and then work with potential partners. These MRF grants are especially helpful for LGUs that may have compliance or viability concerns. These grants also offer a benefit to LGUs seeking opportunities to improve their operational efficiency by joining with another LGU.

For ARPA grant funding, applicants were limited to \$400,000 for any combination of planning grant, including PCPGs, AIAs, and MRF grants. As is typical, there were no match requirements for MRF grants.

Non-ARPA MRF grants to an applicant are limited to \$50,000 over a period of three fiscal years for each system type (water or sewer). Affordability criteria do not limit eligibility or grant percentages for this program [G.S. 159G-36(c)(4)]. Funded applicants receive 100 percent grant funding with no match required. The \$50,000 funding limit typically results in a limited scope of work that can be reasonably performed, leaving the recipient with either too-broad or too-narrow of an analysis of their infrastructure, organizational, and financial needs to maintain/achieve viability.

For the MRF grants, DWI staff evaluate and rank applications based on (1) project benefits, (2) system management, and (3) affordability, to prioritize those systems with fewer connections, more compliance issues, smaller staffs, greater financial barriers, or any combination of the above that may hinder system viability and the ability to self-fund or conduct a feasibility study. Applicants supply a narrative in their application that DWI staff evaluate. The DWI provides SWIA with a list of projects ranked by prioritization score. The SWIA makes final funding determinations.

In FY 2023-2024, the Division accepted applications for this program in September 2023, and SWIA made awards in February 2024, respectively. Table 6.3 below shows the number of MRF projects awarded as well as the amount of funding awarded during FY 2023-2024 (see Appendix T).

Planning Grant Program	Number of Projects Funded	Dollars Funded
ARPA AIA Grant	4	\$1,388,000
Non-ARPA AIA Grant	34	\$5,262,318
ARPA MRF Grant	2	\$300,000
Non-ARPA MRF Grant	1	\$50,000
Total (for AIA and MRFs):	41^a	\$7,000,318

^aTwo Non-ARPA AIA-Grants used to co-fund projects; therefore, it is not counted in the total; therefore, it is not counted in the total.

Since the beginning of the MRF grant program in FY 2015-2016, 89 MRF grants have been awarded to 71 local government units across 50 counties with an average grant amount of approximately \$92,000 where 55 MRF grants have involved designated distressed local government units as either the applicant or partner to the study. Figure 6.4 shows the total number of MRF grants funded by the State Reserve, ARPA, and Viable Utility Reserve by funding round.

6.2 Available Funds

In FY 2023-2024, the General Assembly appropriated \$10.0 million in recurring grant funding, which was used to provide SRP, AIA, and MRF grant funding to recipients. Session Law 2023-134 also provided \$1.9 billion in direct appropriations.

6.3 Financial Health

Table 6.4 shows the binding commitments made for the SRP, specially appropriated grants, AIA, and MRF grant programs during FY 2023-2024. Ongoing project costs continued to be reimbursed from the general loan, AIA grants, MRF grants, and special appropriations accounts. Appendix U shows the disbursements and remaining funds to be disbursed, and Appendix V contains the financial status of the State Reserve projects.

Table 6.3. Award Offers or Binding Commitments from State Reserve Funding for FY 2023-2024

Program	Number of Projects	Grant Amounts (\$)	Loan Amounts (\$)
SWWR ^a	2	\$11,588,079	
SDWR ^a	0	\$0	
SWWR-ARPA ^b	19	\$110,091,552	
SDWR-ARPA ^b	23	\$215,586,441	
AIA-SWWR-ARPA ^c	32	\$6,515,010	
AIA-SWWR-Non-ARPA ^c	3	\$450,000	
AIA-SDWR-ARPA ^c	46	\$9,046,435	
AIA-SDWR-Non-ARPA ^c	3	\$450,000	
MRF-SWWR-ARPA ^d	2	\$175,000	
MRF-SWWR-Non-ARPA ^d	0	\$0	
MRF-SDWR-ARPA ^d	2	\$525,000	
MRF-SDWR-Non-ARPA ^d	1	\$50,000	

^aSWWR = State Wastewater Reserves, SDWR = State Drinking Water Reserves (both excluding ARPA commitments)

^bSWWR-ARPA = ARPA-funded SWWR projects (committed from the direct appropriations), SDWR-ARPA = ARPA-funded SDWR projects (committed from the direct appropriations)

^cAIA-SWWR = Asset Inventory and Assessment grants for the SWWR, AIA-SDWR = Asset Inventory and Assessment grant for the SDWR

^dMRF-SWWR = Merger/Regionalization Feasibility grant for the SWWR, MRF-SDWR = Merger/Regionalization Feasibility grant for the SDWR

7.0 Viable Utility Reserve and Program

The Viable Utility Program (VUP) was established upon the ratification of Session Law 2020-79 in July 2020 to support local government units (LGUs) that are experiencing financial, infrastructure, and/or organizational stress within their water and/or wastewater utilities.

LGUs must be designated as Distressed¹ by both the State Water Infrastructure Authority (SWIA) and the Local Government Commission (LGC) per North Carolina General Statute (NCGS) 159G-45(a) to benefit from funding from the Viable Utility Reserve (VUR). Distressed LGUs have statutory requirements that are administered by the VUP.

Fiscal Year 2023-2024 highlights from the Viable Utility Program include the following:

- SWIA/LGC approved the designation of fifteen (15) LGUs that met relevant criteria for distressed systems following the Division’s third annual assessment, bringing the total number of distressed LGUs to 146 prior to the Spring 2024 assessment and identification cycle.
- The VUR was appropriated \$10M (non-recurring) for the 2023-2025 biennium, per S.L. 2023-134.
- SWIA/LGC awarded the following grants from the VUR:
 - One (1) Merger/Regionalization Feasibility (VUR-MRF) grant for a total of \$260,000
 - Two (2) Emergency Operating Grants (EOGs) totaling \$230,166 for LGUs under the financial control of the Local Government Commission.
 - Fifteen (15) training grants of \$2,000 each for newly designated LGUs.
- SWIA/LGC approved new VUP program elements and modifications to existing program elements, including:
 - Changes to the VUP’s LGU Assessment Criteria to improve the quality of data used in the annual assessment.
 - Project Priority Rating System (PRS) modifications to further prioritize LGUs under the financial control of the LGC (per G.S. 159-181) for DWI construction grants.
 - VUR Planning Grant PRS modifications to further promote consistency among and between funding programs.
- Additionally, Division staff coordinated several informational presentations to SWIA and its Viable Utilities Committee, including:
 - Viable Utilities and Viable Utilities Project Unit Orientation
 - Viable Utilities Program Updates
 - Results of UNC EFC analysis of AIA and MRF projects
 - VUP Policy for the Local Match Requirement for AIA Grants Funded by the State Reserve Program (SRP)

¹ For brevity, LGUs designated as Distressed by SWIA and the LGC are referred to as “Distressed LGUs” in this Chapter.

- Update on the Viable Utilities Initial Education Program
- DWI completed its fourth and fifth rounds of VU Basic Utility Management Practices (BUMP) training and education for elected officials and staff of distressed LGUs, in October 2023 (Spindale, Kannapolis, Kinston, Fayetteville) and February 2024 (Rutherfordton, Fayetteville, and Greenville).
- DWI drafted and completed a Status Report template to help distressed LGUs complete statutorily required Short-Term Action Plans (STAP). DWI coordinated Status Report completion meetings with multiple distressed LGUs.
- DWI continued developing guidance to help distressed LGUs satisfy the statutory requirements of distressed LGUs, developing draft minimum criteria for required Asset Assessments and Rate Studies.

The state statute that establishes the Water Infrastructure Fund, NCGS 159G-26(a), requires an annual report on the status of the VUR for the previous state fiscal year. For the purposes of this report, the most recently completed state fiscal year is FY 2023-2024, which covers SWIA awards for two funding rounds, July 2023 (application intake date: May 2023) and February 2024 (application intake date: September 2023). It also covers other awards made from the VUR between funding rounds. Session Law (S.L.) 2021-180, Section 12.13.(j) requires the annual report to include a status of projects funded under Section 12.13 of the Session Law, which provided ARPA funds to be awarded through the VUR. The status of planning projects as of June 30, 2024 is included in this report in Appendix W. During FY 2022-2023, the DWI continued working with the local governments with direct appropriations in S.L. 2021-180 to administer their projects.

This chapter includes the following sections: (1) Overview of Viable Utility Reserve Funding, (2) Distressed Designation and Reassessment, (3) Viable Utilities Program, (4) Other Efforts in the Viable Utilities Program, and (5) Viable Utilities Program Challenges.

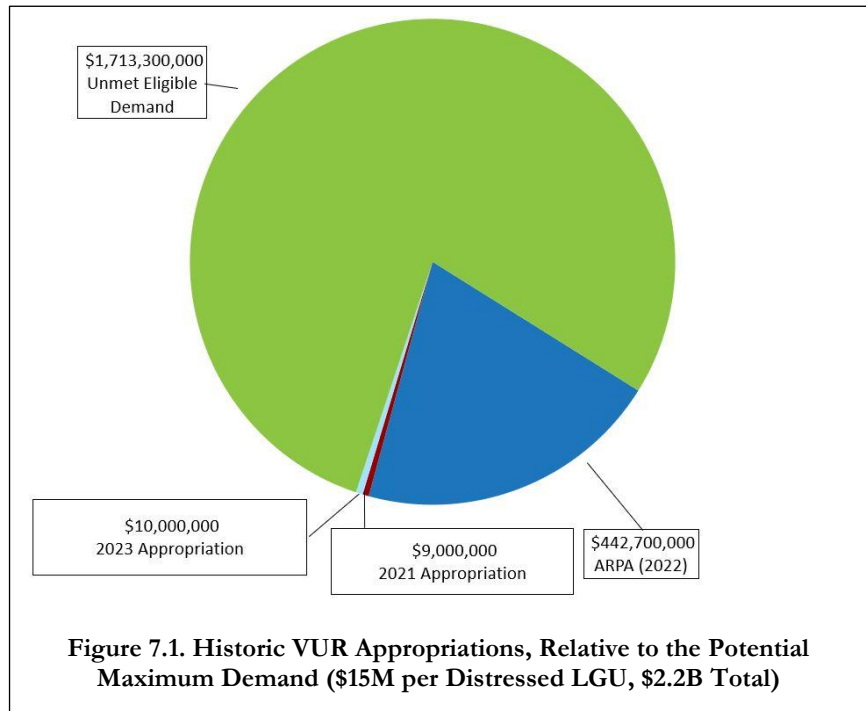
7.1 Viable Utility Reserve Funding

The VUR provides 100 percent grant funding to LGUs for projects that support viability for LGUs designated by SWIA and the Local Government Commission (LGC) as distressed.

DWI can offer both planning study grant and construction project funding through the VUR. Initially seeded with \$9.0 million in non-recurring funding in 2020, the American Rescue Plan Act (ARPA) provided an additional \$444.4 million in the VUR through S.L. 2021-180 and amended in S.L. 2022-06. The \$444.4 million included funding for administrative costs and direct appropriations to specific LGUs. The ratified 2023-2025 biennial state budget, as codified in S.L. 2023-134 appropriated \$10 million in non-recurring funding to the VUR, including 1.5 percent for administrative costs per S.L. 2024-1.

NCGS 159G-32(d) limits the types of projects that are eligible for construction funding through the VUR and limits the amount of grant per recipient to \$15 million (\$30 million for two or more LGUs

merging their systems into one). Figure 7.1 shows the magnitude of historic appropriations to the VUR relative to the potential demand (the full pie) if each distressed LGU were to receive their statutory limit of \$15M and Table 7.1 shows the amount funded from the VUR for each type of grant in Fiscal Year 2023-2024.



Wastewater and Drinking Water Construction	0
Asset Inventory and Assessment Grants	0 ²
Merger/Regionalization Feasibility Grants	\$260,000
Training Grants	\$30,000
Emergency Operating Grants	\$230,166
Total Funded:	\$520,166

DWI also offers construction grants via the VUR, which enable recipients to fund water and wastewater construction projects that address eligible infrastructure needs such as interconnection, rehabilitation, or decentralization. The following sections discuss each of these programs in more detail. Each grant must be approved for funding by both SWIA and LGC.

Non-construction grants offered through the VUR offer mechanisms for applicants to (1) receive training (Training Grant), (2) continue operating their systems during times of fiscal distress (Emergency Operating Grant), and (3) study their systems and the various challenges they face, from mapping their utilities to studying the feasibility of a merger or consolidation.

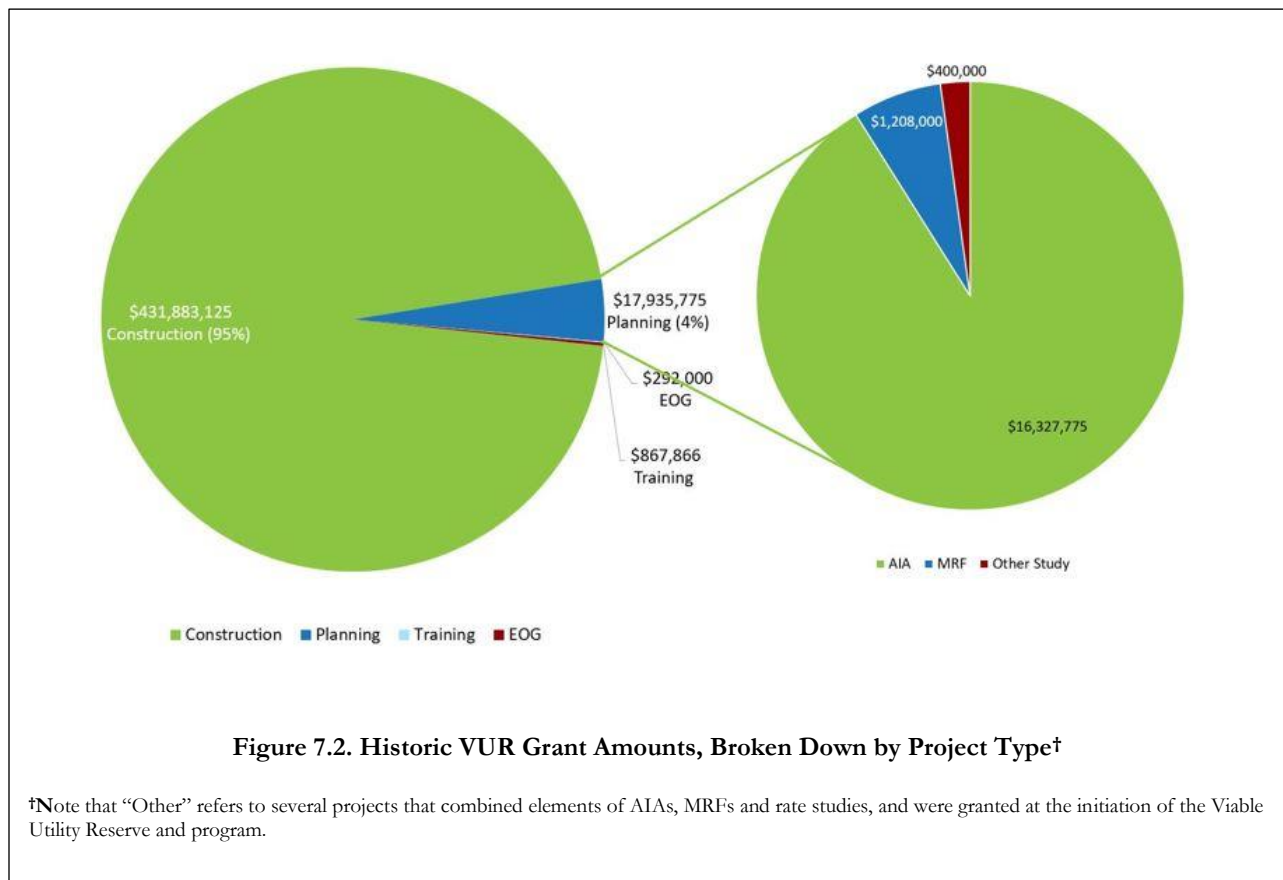
² AIA awards from the VUR for the Spring 2024 funding round were made in July 2024, which is beyond the scope of this report; 13 AIAs for designated distressed LGUs were funded out of VUR totaling \$2,823,682.

7.1.1 Construction Projects

The VUR allows LGUs that have been designated distressed due to infrastructure, organizational, and/or financial difficulties to obtain grant funding that will enable them to invest in their systems with projects to help the LGU move toward viability. New construction projects could not be funded out of the VUR during the fiscal year due to a lack of funds, but the Viable Utilities Projects Unit (VUPU) continued to shepherd 46 projects previously funded by ARPA-VUR and 39 projects previously funded by other Division funding sources through associated milestones.

7.1.2 Planning, Training, and Emergency Operating Grants

The DWI administers three types of VUR grants that are not construction related. These are training grants, study grants (including AIA grants and MRF grants), and emergency operating grants (EOG). There are no individual grant limits, except for the \$15 million overall (lifetime award) VUR limit, which also includes any construction grants awarded to the LGU, and a \$750,000 annual EOG limit per LGU under the financial control of the LGC. The breakdown of VUR funding for the various grant types to date is summarized in Figure 7.1.



Each LGU designated as distressed automatically receives a \$2,000 training grant available for two years following the date of award. In FY 2023-2024, training grants were awarded to 15 distressed

LGUs for a total of \$30,000. Unused training grant funds are automatically returned to the VUR upon expiration of the grant term. See Figure 7.2 for the location of these training grants.

The VU program administers statutory requirements for LGUs designated as distressed, including the requirements to complete an asset inventory and assessment, along with a rate study, which enables LGUs to determine the location and condition of assets within their system, necessary capital improvements, operations and

maintenance requirements, and associated rate implications. During FY 2023-2024, SWIA and LGC did not approve AIA grants from the VUR (AIA grants were funded from the State Reserve for the Fall 2023 round of funding and Spring 2024 applications were awarded after the FY turnover, including 13 VUR-AIAs for \$2,823,682).

Distressed LGUs may also apply for a Merger Regionalization Feasibility (MRF) study grant to investigate ways to gain economies of scale such as through a system merger, regionalization, or other kind of partnerships that enables better use of limited funds. During FY 2023-2024, SWIA and LGC approved one MRF grant from the VUR (using ARPA funds) for a total of \$260,000 (see Figure 7.2).

LGUs under LGC fiscal control per NCGS 159-181(c) may be awarded emergency operating grants (EOGs) by SWIA on an as-needed (i.e., off-cycle) basis. EOGs provide operational funds to make up for revenue shortfalls for these units. During FY 2023-2024, SWIA awarded two EOG grants for a total of \$230,166 (EOG applications are automatically considered approved by the LGC upon submission). Figure 7.2 shows the location of these EOGs.

7.2. Distressed Designation and Assessments

7.2.1. Summary of Initial Assessment and Identification Criteria

In 2020, DWI staff worked with LGC staff to develop the following Identification Criteria to be used to designate LGUs as distressed, which were approved by SWIA and LGC. The Identification Criteria are summarized as follows:

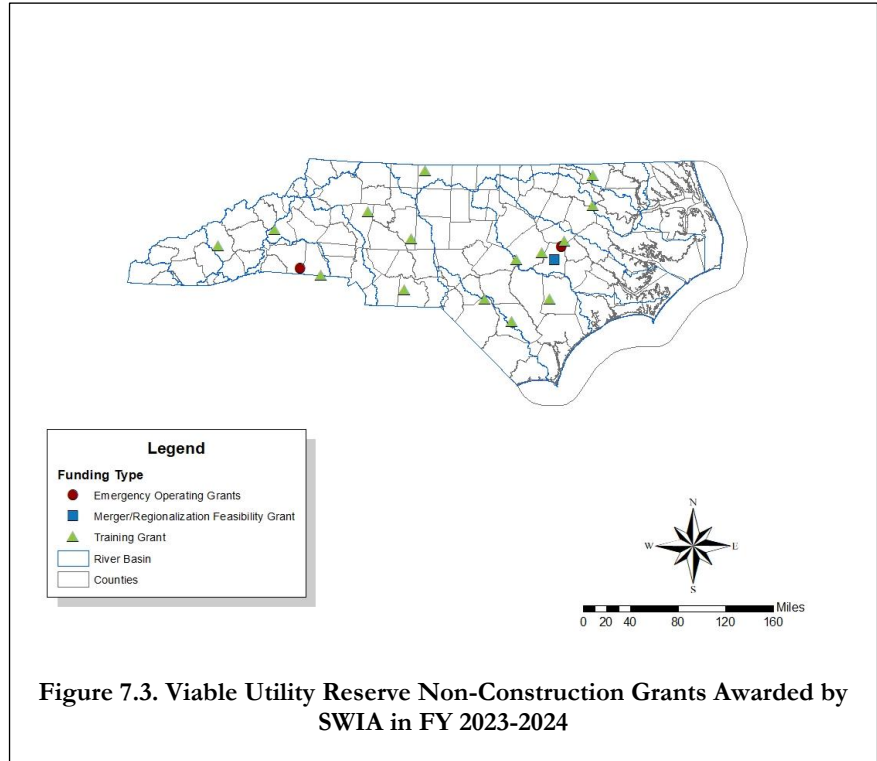


Figure 7.3. Viable Utility Reserve Non-Construction Grants Awarded by SWIA in FY 2023-2024

1. Identification Criterion 1: LGUs under fiscal control of the LGC
2. Identification Criterion 2: LGUs missing audits for two years in a row
3. Identification Criterion 3: LGUs scoring above thresholds during annual assessment (Assessment scores)
4. Identification Criterion 4: Other information

For Criterion 3, the original annual Assessment score considered nineteen (19) different parameters that are indicative of LGU financial, organizational, or infrastructure distress. Four of the parameters are specifically required by statute; others consider infrastructure, operational, and financial risk indicators. Financial risk indicators utilize the most recent year of financial audit data from the LGC, while infrastructure and operational compliance metrics aggregate a total of five years of recent data. The various parameters have point values ranging from one to four, and a total score of nine or higher for systems that provide both water and wastewater service or eight or higher for systems that provide only one service is considered potentially distressed.

The initial assessment of LGUs was conducted in late 2020 through early 2021 using 2019 financial audit data and water and wastewater compliance data from the previous five years. The SWIA and LGC designated 96 units as distressed based on the initial assessment round.

In the Spring of 2022, DWI reassessed all LGUs based on updated financial and compliance data. Beginning with this second assessment, SWIA and LGC agreed to a process by which LGUs that score above the designation threshold for two consecutive years are automatically recommended for designation under Criterion 3, and LGUs that score above the threshold for the first time are sent a notification letter and given three options: 1. request designation and begin participating in the program immediately, 2. provide data or additional information showing they are not distressed, 3. take no action and wait to see how they score in the next year's assessment. The same process was followed for the third assessment in the Spring of 2023.

SWIA and the LGC approved minor modifications to the assessment criteria in February 2024, based on an assessment conducted by Division staff and subsequent discussion. Modifications included the following:

- Eliminated two population/mile parameters from the assessment.
- Modified the drinking water compliance parameter to incorporate Lead and Copper Rule violations such that an LGU scores one point for more than five Action Level Exceedances, MCL violations, and/or ongoing treatment technique violations in a five-year period.
- Changed the high rates parameter scoring thresholds to be updated each year based on the 85th percentile for each type of provider using the monthly bill for 5,000 gallons as calculated from the most current rate data available.

7.2.2. Reassessment for FY 2023-2024

The fourth annual assessment was conducted in the Spring of 2024 with the updated assessment criteria as approved in February. The data were updated with 2024 rate information, 2023 audit data (as of April 1, 2024), 2019-2023 compliance data, and affordability data as compiled for the Fall 2023 application round. DWI staff worked with LGC staff to refine the list of LGUs in the assessment, ensure that audit data were pulled correctly, and implement QA/QC measures to ensure data accuracy. This assessment resulted in designation of two (2) LGUs that exceeded the designation threshold for the second consecutive year. The LGC reviewed LGUs that had missing and/or late audits for two consecutive years and designated a subset of five (5) LGUs as distressed under Criterion 2.

To date, no LGUs have had the distressed designation removed; however, the total number of designated distressed units has shifted over time as some previously designated LGUs no longer have active water and/or sewer systems. As of June 30, 2024, there were 146 LGUs that have been designated as distressed. Note that several previously designated LGUs are no longer considered separate utilities due to mergers and other changes and have therefore been removed from the list.

7.2.3. Next Steps for Reassessment

DWI and LGC staff continue to analyze data related to the assessment criteria to evaluate how well the assessment and designation processes are working to identify LGUs that may benefit from participating in the VUP. Staff will continue to work with SWIA's Viable Utility Committee to review and consider changes to assessment criteria parameters, point values, and designation criteria. Division staff will also begin developing a process by which LGUs that have satisfied the requirements of the VUP will have the distressed designation removed (so-called, "de-designation"), aligned with development of processes and guidance on fulfilling the Long-Term Viability Plan (LTVP) statutory requirement for distressed LGUs (the LTVP includes both the Long-Term Action Plan and Long-Term Financial Plan).

Additional changes to the criteria and/or assessment process may be implemented upon approval by SWIA and LGC. The next annual assessment will be conducted in Spring of 2025 based on FY2024 audited financial data as well as updated data for other parameters including rates, compliance information, and affordability data. LGUs will continue to have the option to request designation under Criterion 4. Staff have developed a process for LGUs to submit supporting documentation supporting the request. After reviewing the submitted information, staff will present requests for designation to the SWIA and LGC for consideration.

7.3 Viable Utilities Program

7.3.1 Initial Education

G.S. 159G-45(b)(2) requires that all LGUs designated as distressed by SWIA and LGC complete an initial education program. Based upon discussions and approvals in July 2021 by SWIA and LGC, DWI requires participation by a delegation that comprises at least two

members of an LGU's governing board as well as the person responsible for the management of the water and/or wastewater system (e.g., Utility Director, Operator of Responsible Charge, Town Manager) and the person responsible for the finances of the system (e.g., Finance Officer, Town Clerk).

Additionally in July 2021, SWIA and the LGC approved the scope and delivery mechanism of the training. The scope consists of four major topics: utility management basics plus the three best practice areas discussed in the Master Plan, which are Infrastructure, Organizational, and Financial. The DWI offers this training via two delivery mechanisms: in-person training sessions conducted by DWI staff and resource agency partners in an interactive one-day format and on-demand training via modules hosted by the NC League of Municipalities (NCLM). Note that LGUs may satisfy their initial training requirement utilizing both delivery methods.

Division staff and resource agency personnel generally conducted training in-person twice a year in the spring and the fall at various locations throughout the state to ensure accessibility. Live sessions consist of the four modules discussed above, plus attendee introductions, a Viable Utility primer and keynote speakers. In-person training is offered in an interactive one-day format. Fall 2023 BUMP training was cancelled due to low registration. Spring 2024 BUMP training was held in Rutherfordton, Fayetteville, and Greenville. Staff also conducted a BUMP training session at the annual NC Rural Water Conference in May where any LGU (distressed or not) was invited to attend. Overall, 77 people from 22 distressed LGUs attended live BUMP training during FY 2023-2024.²

The NCLM sponsored on-demand training consists of completion of the four approved modules, plus introduction and a keynote module. During the Fall of 2021, DWI staff, alongside other resource agency staff, recorded modules. The training was launched in December 2021, and registration officially began in January 2022. As of August 9, 2024, 422 people, representing approximately 110 LGUs, had registered with NCLM for on-demand training.

Through these combined efforts, 57% of LGUs have completed the initial education requirement, 33% are listed as partially complete and 10% have not started. Note that DWI is now tracking LGU training status to ensure that the trained delegation remain current. DWI learns of staff turnover through status reports, when LGUs self-report, and post-election audits in association with NCLM. Affected LGUs are then notified that replacement staff must receive training.

7.3.2. Viable Utilities Statutory Requirements and Program Development

Since the advent of the Viable Utilities (VU) program in 2020, DWI has focused on administering the program's statutory requirements in ways that both make sense to and do not overwhelm distressed LGUs. It is recognized that staff or elected officials in distressed units may not have the time or resources to effectively interpret regulatory language and navigate complex administrative processes. Additionally, there is value in creating a framework for completion of the statutory requirements that provides the LGU and its stakeholders experiential training as they complete requirements, which will help them keep these efforts perpetually updated and relevant.

Viable utilities will have institutionalized the practices that 159G-45(b) requires of distressed units, as described below.

- 1. Conduct an asset assessment and rate study.** An asset inventory and assessment (AIA) is an essential first step in creating an asset management plan (AMP). An AMP can be defined as a “tactical plan for managing an organization's infrastructure and other assets to deliver an agreed standard of service.” AMPs are intended to be living plans, updated frequently as new data becomes available or new assets are added to the system, at least annually. Rate studies use information in the AMP along with other financial data to determine appropriate user charges. Best practices include reviewing rates annually, with periodic formal rate studies as needed.
- 2. Participate in an approved training and educational program.** DWI designed an entry-level “basic utility management practices” (BUMP) training program targeted to staff, managers and elected officials of LGUs with distressed water and/or wastewater systems. BUMP training explicitly addresses the three fundamental aspects of viable utilities identified in SWIA’s Master Plan: infrastructure, organization, and finances. BUMP training has received excellent reviews from attendees, and DWI staff have noted the value of having stakeholders from different distressed LGUs talking to and working with one another. Based on these experiences and feedback, DWI continues to modify the training agenda (e.g., to facilitate more inter-unit discussions) and look for new opportunities to effectively engage distressed LGUs.
- 3. Develop an action plan.** DWI continues working on processes and guidance for statutorily required action plans and intends to implement final program guidance before the end of the 2024/2025 fiscal year. The statutory language clarifies that the action plan must include short- and long-term infrastructure and management plans, continuing education for staff and Board members, and long-term financial management. Because the action plan touches virtually all elements of the VUP and the LGU operations, DWI is taking a broad view of this effort. In the past fiscal year, DWI developed the tools and protocol for required short-term action plans (STAPs) intended to help distressed LGUs gain knowledge about their systems and immediately begin engaging in the VU program, while also generating consensus about appropriate next steps. DWI developed a Status Report template that is used in structured interviews with LGUs to determine and document their current status and efforts and to prioritize short term needs. DWI is currently developing materials to support LGUs in completing the statutorily-required long-term action and financial plans (which the Division has termed, collectively, as a Long-Term Viability Plan or LTVP).

7.4. Other Viable Utilities Program Efforts

7.4.1. LGC Coordination

The DWI regularly coordinates with the Local Government Commission (LGC) and its staff in the Department of State Treasurer (DST). DST staff attend SWIA meetings (note that the LGC Director or designee has a permanent seat as a SWIA member), and DWI staff regularly attend LGC meetings and are often called upon to provide programmatic information during meetings. DWI staff made a presentation providing a status update on the Viable Utility Reserve and Program to the LGC at its March 2024 meeting, in advance of funding award recommendations that were considered at the LGC's April 2024 meeting.

The DWI holds at least two regularly scheduled meetings with DST staff monthly, one focusing on programmatic issues and one focused on issues related to LGUs under LGC control (per NCGS 159-181(c)). Monthly programmatic meetings often focus on actions needed from SWIA and the LGC at their upcoming meetings, as well as internal coordination on shared program elements (e.g., annual reassessment and designation, debt approval for DWI loans). Monthly "unit" meetings focus on specific issues related to LGUs under LGC control. These meetings provide another opportunity for DST staff who are serving as acting finance directors to coordinate directly with DWI project managers on various issues. Because DST staff generally do not have direct water/wastewater utility experience, these meetings often get into technical details of systems (e.g., operating questions or problems), with a strong focus on next steps for addressing the LGU's challenges, meeting the statutory requirements of the VU program and returning financial control back to the LGU. Division and DST staff continue to look for opportunities to coordinate, as both entities acknowledge that LGUs under LGC control present unique challenges.

In the past Fiscal Year, the Town of Robersonville had their financial control returned by the LGC, and the Towns of Kingstown and Spring Lake were approved for a return of control early in Fiscal Year 24-25.

7.4.2 Ongoing Coordination with Local Government Units

The DWI coordinates with LGUs on a regular basis. Within the VUP, such coordination is more often intentional although DWI's ability to proactively work with LGUs is limited by staff availability given that more than 140 LGUs are currently designated distressed. Accordingly, DWI continues to leverage partnerships with other resource agencies so that distressed LGUs get the assistance they need from the most appropriate and qualified providers. Quarterly Resource Agency Partnership for Water and Wastewater Utilities (RAPWU) meetings and ongoing dialog with DWI's resource partners ensure that our messages are consistent and that our work is coordinated.

The DWI engages with LGUs at many points in the VU process:

- Pre-designation, after an LGU scores above the distressed threshold during annual assessment. LGUs exceeding the scoring threshold for the first time are provided an information letter

and their assessment scorecard, along with a choice between requesting designation in the current year or waiting to see how it scores in the subsequent year’s reassessment.

- Shortly after an LGU is formally designated distressed by SWIA and the LGC, they receive a letter notifying them of their designation, the statutory requirements and other important program elements.
- During required training, including program orientation which is typically scheduled within several months of new designations, and initial BUMP training.
- At various frequencies as required for effective DWI management of construction projects and study grants, and for shepherding LGUs through the Viable Utilities process including its statutory requirements.

The DWI helps coordinate regional partnerships between LGUs in areas where one or more distressed LGU is located. Increasingly, Regional Councils of Government (COGs) and other resource partners are identifying regions where LGUs are interested in working together, and consulting with DWI to discuss funding opportunities and other resources that may be available to support a partnership. In some cases, particularly where there are distressed LGUs under LGC fiscal control, DWI takes a lead role in coordinating partnership discussions. Notable partnerships in the VU program are identified in Table 7.3.

Partnership	Distressed LGUs	Non-Distressed LGUs	Coordinator
Wayne County	Eureka, Fremont, Mount Olive, Pikeville Goldsboro	Wayne County	DWI
Martin County	Williamston, Robersonville, Parmele, Hamilton, Everetts, Jamesville	Martin County RWASA, Martin County, Hassell	Martin County
Cleveland County	Polkville, Kingstown, Lawndale	Fallston, Cleveland County Water	Cleveland County Water
Lumber River	Bladenboro, Boardman, Cerro Gordo, Dublin, Ellerbe, Fair Bluff, Fairmont, Gibson, Rowland	Proctorville	Lumber River COG with LKC Engineering

Other emerging partnership discussions that the DWI has participated in include:

- **Jones County:** Pollocksville, Trenton, Maysville
- **Columbus/Bladen County:** Bolton, East Arcadia, Sandyfield (note that these communities are part of EPA’s Closing America’s Wastewater Access Gap, or CAWAG, program)
- **Beaufort County:** Washington, Washington Park (potential CAWAG), Bath, Belhaven, Chocowinity, and Aurora (with NCORR and Mid-East Commission assistance)
- **Mid-East Commission:** region-wide wastewater plan to inventory wastewater infrastructure and utility workforce capacity
- **Halifax County:** Towns of Enfield, Halifax, Hobgood, Littleton, Scotland Neck, Hollister (which has received assistance from EPA under CAWAG) and Halifax County Public Utilities

7.4.3 Viable Utilities Unit Outreach and Collaboration Efforts

In FY 2023-2024, VUP staff made formal presentations at relevant conferences as shown in Table 7.4 and have been involved in a variety of collaborative efforts intended to support LGU viability (see Table 7.5).

Date	Topic/Title	Event	Sponsor
August, 2023	Viable Utilities Program and Division Funding Programs	Monthly Meeting	Association of Regional Councils
September 21, 2023	NSF ERC CLEARWaSH Panel	Stakeholder Interviews	NCSU, NSF
September 27, 2023	Asset Management Program	UNC SOG Workshop	UNC EFC, DWI
October 18, 2023	Keynote Presentation	NC Onsite Water Annual Conference	NC DHHS, NCSU
December 7, 2023	Mid-East COG Water Summit	Mid-East COG Water Summit	Mid-East COG, DWI
February, 2024	Viable Utilities Program and Division Funding Programs	Water Planning Roundtable	Albemarle Regional Commission
February 15-16, 2024	Water and Wastewater Finance Strategies	Annual Course	UNC EFC, DWI
April 19, 2024	Asset Management and Regionalization	Triangle Community Coalition Panel	TCC, Aqua NC
June 12, 2024	Planning Ahead: A Resiliency and Infrastructure Grant / Project Resource Roundtable	East Carolina Council	ECC, DWI

Table 7.5. Collaboration Efforts by Viable Utilities Staff

Topic/Title	Description	Partners
Closing the Wastewater Access Gap (CAWAG)	EPA/USDA program for direct technical assistance to disadvantaged/underserved communities for wastewater solutions.	US EPA, USDA, various communities ³
FEMA Community Disaster Resilience Zones	Partnering with NCORR staff to provide support to distressed units in the CDRZ areas	NCORR
Water Environment Federation – Small Communities Committee	Various efforts at building capacity for small community water and wastewater management.	WEF, US EPA, NOWRA
NC OneWater – Utility Management Committee	Developing distressed unit mentorship/assistance program and soliciting energy optimization instructors.	NC OneWater
Highly Treated Wastewater Pilot	Planning and implementation of new legislative program per Section 8.26(b) of S.L. 2021-180	UNC Collaboratory, NC RWA, SERCAP, UNC-EFC, DWR
Hometown Strong	Participate in meetings to help provide resources and information to participating LGUs (typically at County planning level)	Various State departments
Water/Wastewater Service Area Boundary project	Effort to develop a spatial dataset for statewide water and wastewater infrastructure	DWR, NC DOT, DHHS, NCUC
Water Operations Workforce Support	Efforts to improve employee development, recruitment, training, and retention.	WTFOCB, WPCSOCC, myFutureNC
Water Infrastructure Energy Efficiency Assistance and Training	Developing a training and outreach/technical assistance program to improve energy efficiency at (especially distressed) water and wastewater systems (roll out planned for Q1 2025).	State Energy Program, Waste Reduction Partners
Cybersecurity Planning and Assistance	Coordinating with Public Water Supply and the National Guard on cybersecurity vulnerability assessment and mitigation for initial subset of LGUs.	NC National Guard, DWR-PWS
Regional Water and Wastewater Infrastructure Concept Plan US 421 Corridor	Part of Steering Committee for legislatively-directed study on water infrastructure needs for the US 421 corridor/Middle-Upper Cape Fear basin.	DEQ, Consulting Team
Town of Eureka Wastewater Management Alternatives Analysis	Part of Steering Committee for cohort of NCSU graduate students developing non-traditional WW management alternatives for Eureka.	NCSU, DWI
NC CWSRF Onsite Wastewater Pilot Program	Working within DWI on pilot program with selected counties to subaward CWSRF loans to homeowners with onsite systems needing repair.	DWI, DHHS, potential county participants

³ CAWAG assistance is currently being provided to: Columbus County/East Arcadia/Sandyfield, Town of Simpson, Minzie’s Creek Sanitary District, with additional communities under consideration per their requests.

7.5 *Viability Utilities Program Challenges*

As DWI's VU program continues to be developed and further integrated with other DWI programs, it will become more instructive to critically evaluate the objectives of the program, the current status of the program and gaps or challenges that restrict the effectiveness in meeting program objectives. Draft mission and vision statements follow.

Mission Statement. The mission of the VU program is to promote, facilitate and incentivize best practices for water and wastewater utilities owned by local governments, to prevent utility distress and ensure that such systems can remain viable into the future. The VU program accomplishes this through education and training, administration of the VUR funding program, direct engagement with local government units and other resource area partners and stakeholders, and the development of related programs that facilitate the viability of public water and wastewater utilities.

Program Vision. The vision of the VU program is that publicly owned water and wastewater utilities in North Carolina are viable or on a path to viability, with access to the resources needed to operate efficiently, maximize customer value, and remain viable for the foreseeable future. To achieve this vision, "utility management" needs to be a fundamental part of the lexicon of all relevant local governments in the state.

The Viable Utility Program is managed by the Viable Utility Unit (VUU) within the Division of Water Infrastructure. The VUU is currently organized into two units with overlapping but different responsibilities and focal areas. The VU Planning group focuses on distressed unit designation, study grant management, the development of statutorily-required planning efforts for distressed LGUs (asset assessment, rate study, initial education, short-term action plan, long-term action plan, long-term financial plan), and facilitation of regional partnerships. The VU Projects Unit (VUPU) focuses on implementation of short- and long-term plans for distressed LGUs by managing relevant projects (primarily construction projects) through their life-cycle. The VUU collaborates closely with other DWI and DEQ programs, along with local, state and federal resource agencies to meet its mission.

As described previously, much of the initial focus of the VU program has been to orient and train distressed LGUs and to get them funding to start addressing their statutory requirements. Accordingly, the majority of designated distressed units are currently working on AIA studies and a subset of units with identified regional partnership opportunities have applied for and received MRF study grants to further assess and develop those opportunities.

As also described, the American Rescue Plan Act (ARPA) injected substantial funds into the VUR. Because ARPA has firm deadlines for obligating and disbursing funding, it was imperative to make ARPA awards from the VUR despite virtually none of the funded units having completed their statutorily required action plans. Ideally, the action plans would evaluate alternatives, lay out a preferred alternative and chart steps to implement the plan, and VUR funding would go toward implementing those steps. Accordingly, although all ARPA funding awards from the VUR reflect eligible projects, they may not reflect the most appropriate projects to address the LGU's distressed

status and move them toward viability. Pre-allocated (i.e., directly appropriating) funding further undermines the VU process by by-passing the project control and management steps that DWI typically takes to ensure that funded projects are appropriate for the community and that state funds are being spent wisely.

Fluctuations in VUR funds available for award have thus far been extreme, and without a source of recurring funds, it is difficult to provide consistent and useful guidance to distressed units wishing to apply for VUR funds. For example, with VUR funding nearly depleted and no approved state budget during application preparation season (September 2023), distressed LGUs were uncertain whether to apply for funding in the Fall 2023 round. Additionally, the VU program does not have robust compliance or enforcement mechanisms to keep distressed units on track for completing the statutory requirements of the program. Rather, LGUs comply partially while accessing VUR funds. Without VUR funds, there are few incentives for distressed LGUs to work diligently to complete the requirements and develop actionable plans for viability. A dedicated, recurring source of VUR funding is imperative for successful implementation of the VU program.

8.0 Local Assistance for Stormwater Infrastructure Investments

Session Law 2021-180 established the Local Assistance for Stormwater Infrastructure Investments (LASII) Fund as a special fund in the Department of Environmental Quality (Department). It further established that the LASII Fund shall be used to provide grants to eligible entities, as defined in Section 12.14 of the Session Law, for projects that will improve or create infrastructure for controlling stormwater quantity and quality.

The Department's Division of Water Infrastructure (DWI) is responsible for managing and administering the LASII Fund. The DWI is managing the LASII Fund similarly to its management of the Drinking Water Reserve and the Wastewater Reserve, working with the State Water Infrastructure Authority (SWIA). The SWIA establishes priorities for making grants, makes recommendations to the Department on criteria for making grants, and ranks, then selects eligible applications to receive funds after reviewing the Division's recommendations.

A total of \$16,169,851 in nonrecurring funds, allocated from SL 2023-134, was appropriated to the LASII Fund in October 2023. Per S.L. 2024-1, up to 1.5 percent (\$242,548) may be used for administrative costs by the Department, with the remaining \$15,927,303 available for stormwater projects. Municipalities and Counties could competitively apply for these funds. Based on previous application rounds for LASII funding, approximately 80 percent of the funding requested in applications were for construction projects and 20 percent of planning projects. Thus, DWI initially allocated \$3,000,000, or approximately 20 percent of the new LASII appropriation, for stormwater planning projects in Fall 2023. Eighteen applications for stormwater planning were received in Fall 2023, prior to the S.L. 2023-134 appropriation, and SWIA awarded eight applications a total of \$2,945,000. The remaining \$12,982,303 was made available in the Spring 2024 funding round for stormwater construction project applications. SWIA awarded the full amount in July 2024, which is beyond the scope of this annual report.

8.1 FY 2023-2024 Activities and Implementation of the Funding Program

8.1.1 Direct appropriations

During FY 2023-2024, S.L. 2023-134 contained no direct appropriations related to LASII.

8.1.2 Competitive Awards

During FY 2021-2022, since the passage of the S.L. 2021-180 that created the LASII fund in November 2021, the Department developed a new stormwater funding program with processes that allow eligible local governments to apply for LASII stormwater grants. The program was finalized in an administration plan, announced in early FY 2022-2023, and implemented for two funding rounds during Fiscal Year 2022-2023 that resulted in awarding all of the initial appropriation to the LASII Fund.

During FY 2023-2024, in July 2023, SWIA awarded the remaining \$6,354,540 of the ARPA LASII grants in the Spring 2023 funding round to 19 stormwater planning projects. A total of 35 eligible applications (including reconsidered applications), requesting \$11,718,900 in funding assistance, were considered in Spring 2023.

DWI continued to accept applications for the Fall 2023 and Spring 2024 funding rounds. Applications for stormwater funding were accepted in Fall 2023 prior to the passage of S.L. 2023-134 in October 2023 that provided additional LASII funding. Only stormwater planning applications were considered in Fall 2023. The SWIA made awards related to planning grants in February 2024. Figure 8.1 shows the location of these projects. Application requests for stormwater planning projects in Fall 2023 (\$5,908,000) exceeded awards from the LASII Fund in February 2024 (\$2,945,000). The remaining LASII funds were made available for stormwater construction applications in Spring 2024, and were fully awarded by SWIA in July 2024, which is beyond the scope of this report.

Funding awards were announced in July 2023 (Spring 2023) and February 2024 (Fall 2023). A summary of the eligible Spring 2023 and Fall 2023 stormwater applications and funding awards is shown in Table 8.1.

Table 8.1. Eligible Applications for LASII Stormwater Grants in the Spring 2023 and Fall 2023 Funding Rounds (April 30, 2023 and October 2, 2023 deadline)

Funding Type	Funding Available	Number of Spring 2023 & Fall 2023 Eligible Applications	Funding Requested from Eligible Applications	Applications Awarded LASII Funding by SWIA in July 2023 & February 2024	LASII Grant Funding Awarded by SWIA in July 2023 & February 2024
Stormwater Construction ^a	\$0	0	\$0	0	\$0
Stormwater Planning (Spring 2023)	\$6,354,540	35	\$11,718,900	19	\$6,354,540 (ARPA)
Stormwater Planning (Fall 2023)	\$3,000,000	18	\$5,908,000	8	\$2,945,000 (non-ARPA)
Total	\$9,354,540	53	\$17,626,900	27	\$9,299,540

^aDWI offered funding for stormwater planning projects only during FY 2023-2024. Construction funding only will be offered in FY 2024-2025, which is beyond the scope of this report.

8.2 FY 2023-2024 Fund Balance

As of the end of July 2023, the full amount appropriated in S.L. 2021-180 for LASII stormwater grants has been awarded and/or claimed by the municipalities with direct appropriations, leaving \$0 for future LASII stormwater grant awards. In October 2023, \$16,169,851 in General Funds were appropriated for LASII, with 1.5 percent available for Departmental administrative costs. As of the end of July 2024, the full amount of this appropriation in S.L. 2023-134 has also been

awarded, leaving \$0 for future LASII stormwater grant awards. Without additional appropriations, the Department and SWIA will not be able to award new LASII stormwater grants.

Disbursements to recipients of awarded projects occur based on documented eligible costs that are incurred by the recipients, after relevant federal and state requirements have been met. Most projects are in various phases of procurement, design, permitting, and/or bidding at this time. Disbursements are expected to increase during Fiscal Years 2025 – 2027. All LASII grants from the State Fiscal Recovery Fund (S.L. 2021-180 appropriations) must be expended by December 31, 2026 to comply with the American Rescue Plan Act. There is no expenditure deadline for LASII grants from the General Fund (S.L. 2023-134 appropriations).

8.3 Grant Recipients and Description of Funded Projects

In July 2023 and February 2024, SWIA awarded \$9,299,540 in LASII stormwater grants to 27 Spring 2023 and Fall 2023 applications. Appendix W shows these projects.

Stormwater construction grant awards made in July 2024 (Spring 2024 funding round) are beyond the scope of this FY 2023-2024 annual report. These grant awards will be reported in the FY 2024-2025 annual report.

8.4 Recommendations

S.L. 2021-180 Section 12.14.(j) provides the option for the Department to include in this and subsequent reports recommendations regarding legislative changes or additional funding needed to assist small and financially distressed communities to comply with stormwater standards and requirements and to mitigate the adverse impacts of extreme weather events on stormwater-related flood events. The Department continues to propose the following recommendations.

Provide additional, recurring funding to the Local Assistance for Stormwater Infrastructure Investments Fund. There is a very high level of interest in the LASII stormwater grants. The \$16.2 million in new appropriations funding in S.L. 2023-134 was appreciated and fully awarded through applications within nine months, leaving \$0 for future stormwater project funding.


Recurring funds will be essential to meet the demand for funding assistance to create and improve infrastructure to control stormwater quantity and quality. The infrastructure needs of local governments are high. The Environmental Finance Center at the University of North Carolina’s School of Government conducted a [Pilot North Carolina Stormwater Needs Assessment](#) for Fiscal Years 2020-2034, which is attached as Appendix B. Using data from local governments’ Capital Improvement Plans, the authors estimated that **“there is \$2.76 billion in stormwater capital spending needs between 2020 and 2034” just for municipalities with populations greater than 2,500**, representing the stormwater needs for municipalities whose populations account for 54 percent of North Carolina’s population. Total needs, including those for small and financially distressed communities, are even greater.

The authors further indicate that stormwater capital needs are likely to increase over time due to urbanization, regulatory drivers, and climate resiliency pressures.


At present, the Department has no more LASII stormwater funding, including after S.L. 2023-134's latest appropriations. DWI is unable to take any more stormwater applications to be funded from LASII.

Create the authority to provide loan funding from the LASII Fund (non-ARPA). In order to create a revolving loan program that can support local governments' stormwater funding needs for longer periods, enable the Department to administer low-interest loans from the LASII Fund (not using ARPA State Fiscal Recovery Funds) in the future, in addition to grants. This would be similar to the authority the Department has to provide loans and grants from the Drinking Water Reserve and the Wastewater Reserve.

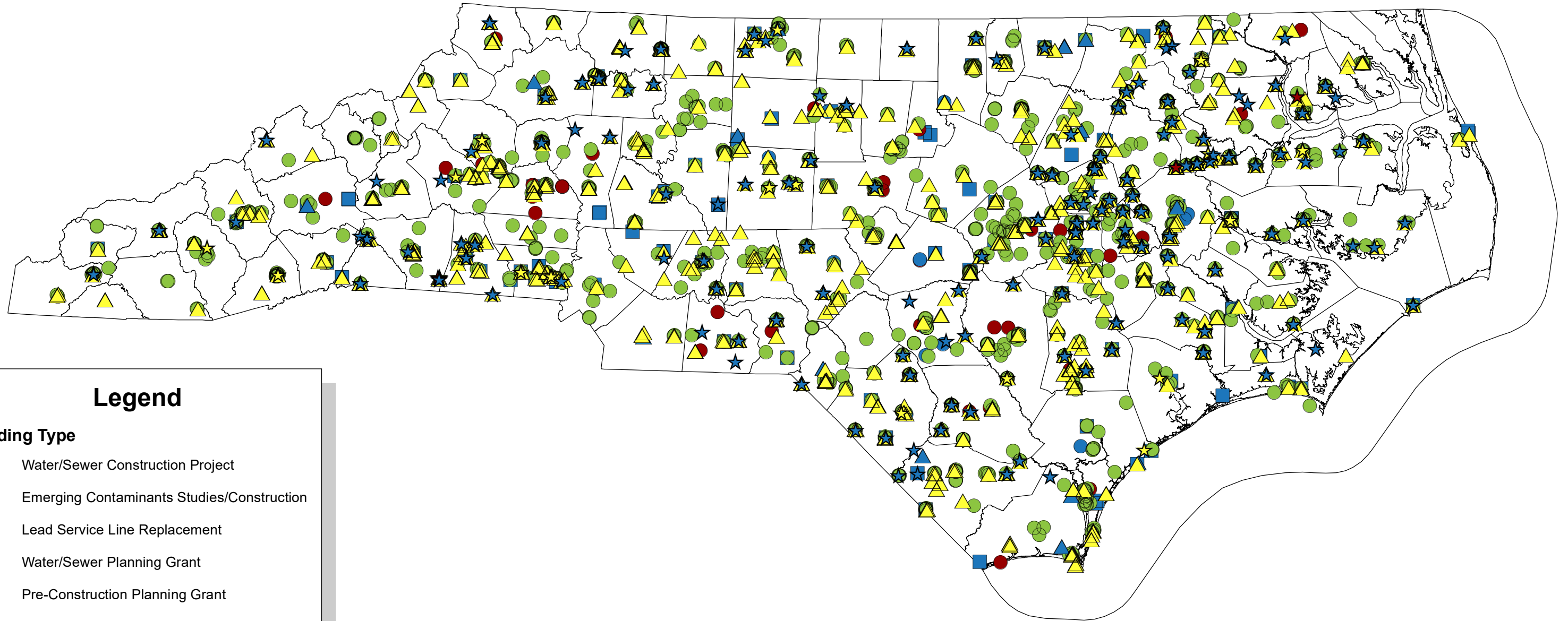
Establish the Local Assistance for Stormwater Infrastructure Investments Fund as an account within the Water Infrastructure Fund in NC GS 159G. Establish LASII as an account in the Water Infrastructure Fund, to be administered in accordance with processes and policies established for similar reserves and funds in NC GS 159G. Further, make explicit the duties of the SWIA in NC GS 159G-71 in reviewing recommendations for LASII loans and grants submitted to it by the Division, establish priorities for making loans and grants for LASII, review the criteria for making loans and grants for LASII, and develop guidelines for making loans and grants for LASII under NC GS 159G-71.(1)-(4).



Appendix A
Projects Awarded Funding by the State Water Infrastructure
Authority over the Live of the SWIA and During ARPA



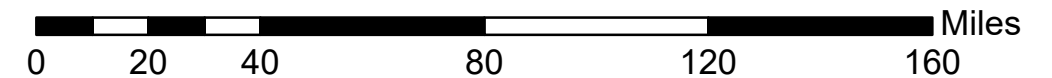

Water, Wastewater, and Stormwater Infrastructure Projects Awarded from January 2014 to April 2024



Legend

Funding Type

- Water/Sewer Construction Project
- Emerging Contaminants Studies/Construction
- Lead Service Line Replacement
- ▲ Water/Sewer Planning Grant
- ▲ Pre-Construction Planning Grant
- Stormwater Planning/Construction
- ★ Emergency Operating Grant
- ★ Training Grant
- ★ General Study Grant
- ★ Technical Assistance Grant
- Counties





Appendix B
State Water Infrastructure Authority Members



APPENDIX B


State Water Infrastructure Authority Members

The nine-member State Water Infrastructure Authority (Authority) was created by the North Carolina General Assembly in 2013 to assess and make recommendations about the state’s water and wastewater infrastructure needs and the funding programs available to the state’s local governments. The members of the Authority as of June 30, 2024 are listed in Table A. In 2013, the General Assembly also established the Division of Water Infrastructure (Division) in the North Carolina Department of Environmental Quality. The state’s major water-related infrastructure funding programs are located within the Division.


Table A. State Water Infrastructure Authority Members as of June 30, 2024

Cite § 159G-70.(b)	Position Requirements	Name	Title	Appointing Authority
(1)	Director of Division of Water Infrastructure* / Serves as Authority Chair	Shadi Eskaf – Chair	Director, Division of Water Infrastructure	Ex-Officio
(2)	Secretary of Commerce* / Familiar with Water or other Infrastructure Improvements for the Purpose of Promoting Economic Development	Melody Adams	Director, Rural Grants/Programs; Rural Development Division; Dept. of Commerce	Ex-Officio
(3)	Director of Local Government Commission* (Dept. of State Treasurer)	Sharon Edmundson	Deputy Treasurer, State and Local Finance Division; Secretary of the Local Government Commission	Ex-Officio
(4)	Professional Engineer in Private Sector Familiar with Wastewater Systems	Juhann Waller, PE	President, JC Waller & Associates	Governor
(5)	Knowledgeable about Federal Funding for Wastewater and Water Systems	Dr. Bernadette Pelissier	Former OWASA Member	Governor
(6)	Knowledgeable about Urban Wastewater or Water Systems	Leila Goodwin – Vice Chair	Water Resources Engineer	Senate Pro Tempore
(7)	Knowledgeable about Rural Wastewater or Water Systems	Ed Goscicki	Former Utility Director	Senate Pro Tempore
(8)	County Commissioner or Resident of a Rural County Knowledgeable about Public Health Services	Bill Goins	County Commissioner, Surry County	Speaker of the House
(9)	Familiar with Wastewater, Drinking Water and Stormwater Issues and State Funding Sources	Corey Gooden	Manager, Broad River Water Authority	Speaker of the House

* Or designee



Appendix C
Powers and Duties of the State Water Infrastructure Authority
(159G-71)



APPENDIX C


Powers and duties of the State Water Infrastructure Authority (NCGS 159G-71)

North Carolina General Statute 159G-71 lists the following as the Authority's powers and duties:

1. Review recommendations for grants and loans submitted to it by the Division of Water Infrastructure
 1. Determine the rank of applications
 2. Select the applications that are eligible to receive grants and loans
 2. Establish priorities for making loans and grants, consistent with federal law
 3. Review the criteria for making loans and grants and make recommendations, if any, for additional criteria or changes to the criteria
 4. Develop guidelines for making loans and grants
 5. Develop a master plan to meet the State's water infrastructure needs
 6. Assess and make recommendations on the role of the State in the development and funding of wastewater, drinking water, and stormwater infrastructure
 7. Analyze the adequacy of projected funding to meet projected needs over the next five years
 8. Make recommendations on ways to maximize the use of current funding resources (federal, State, local) and ensure that funds are used in a coordinated manner
 9. Review the application of management practices in wastewater, drinking water, and stormwater utilities and to determine the best practices
 10. Assess the role of public-private partnerships in the future provision of utility service
 11. Assess the application of the river basin approach to utility planning and management
 12. Assess the need for a "troubled system" protocol
-



Appendix D
FY 2023-2024 Loan and Grant Program Applications Received and Funding Awarded



APPENDIX D

FY 2023-2024 Loan and Grant Program Applications Received and Funding Awarded

Table D provides a summary of the applications received by the Division and funded by the Authority in FY 2023-2024.

Table D. Loan and Grant Program Complete and Eligible Applications Received and Funded in FY 2023-2024

Funding Programs <i>Application Round</i>	Number of Complete, Eligible Applications Received	Number Applications Funded	Dollar Amount Requested in Complete, Eligible Applications	Dollar Amount Funded
Federal Community Development Block Grant – Infrastructure (CDBG-I) <i>Awarded July 2023 and February 2024</i>	15	12	\$27.6M	\$22.4M
Planning Grants from the State Reserve Program (SRP) and Viable Utility Reserve (VUR)^a				
Asset Inventory & Assessment (AIA) Grants from the SRP – ARPA <i>Awarded February 2024</i>	45	7 ^b	\$9.0M	\$1.4M
AIA Grants from the SRP – Non-ARPA <i>Awarded February 2024</i>		34 ^b		\$5.2M
AIA Grants from the VUR – ARPA <i>Not awarded in FY 2023-2024</i>		0		\$0
Merger/Regionalization Feasibility (MRF) Grants from the SRP – ARPA <i>Awarded February 2024</i>	4	2	\$610,000	\$300,000
MRF Grants from the SRP – Non-ARPA <i>Awarded February 2024</i>		1		\$50,000
MRF Grants from the VUR – ARPA <i>Awarded February 2024</i>		1		\$260,000
Other VUR Funding				
Emergency Operating Grants <i>Awarded throughout FY 2023-2024</i>	2	2	\$230,166	\$230,166
Training Grants <i>Awarded July 2023 & September 2023</i>	14	14	\$28,000	\$28,000

Funding Programs <i>Application Round</i>	Number of Complete, Eligible Applications Received	Number Applications Funded	Dollar Amount Requested in Complete, Eligible Applications	Dollar Amount Funded
Wastewater Construction Projects				
Clean Water State Revolving Fund (CWSRF) <i>Awarded July 2023 and February 2024</i>	214	38	\$1.3B	\$207.3M
State Wastewater Reserve (grants and loans) – Non-ARPA <i>Awarded July 2023 February 2024</i>		6		\$9.7M
Viable Utility Reserve (VUR) Grants^a <i>Not Awarded in FY 2023-2024</i>		0		\$0
Clean Water State Revolving Fund – Emerging Contaminants (EC) <i>Awarded February 2024</i>	3	2	\$17.0M	\$5.8M
Drinking Water Projects				
Drinking Water State Revolving Fund (DWSRF) <i>Awarded July 2023 and February 2024</i>	257	15 ^c	\$2.5B	\$79.7M
State Drinking Water Reserve (SDWR) (grants and loans) <i>Not awarded in FY 2023-2024</i>		0		\$0
VUR Grants^a <i>Not Awarded in FY 2023-2024</i>		0		\$0
DWSRF-EC <i>Awarded February 2024</i>	28	17 ^c	\$328.3M	\$21.5M
DWSRF Lead Service Line Replacement <i>Awarded September 2023, December 2023, February 2024, and April 2024</i>	112	40	\$89.2M	\$74.3M
Local Assistance for Stormwater Infrastructure Investments (LASII)				
LASII Construction – ARPA <i>Not Awarded in FY 2023-2024</i>	0	0	\$0	\$0
LASII Develop and Implement a New Utility – ARPA^d <i>Not Awarded in FY 2023-2024</i>	0	0	\$0	\$0
LASII Planning – ARPA <i>Awarded July 2023 and February 2024</i>	53	27	\$17.6M	\$9.3M

Funding Programs <i>Application Round</i>	Number of Complete, Eligible Applications Received	Number Applications Funded	Dollar Amount Requested in Complete, Eligible Applications	Dollar Amount Funded
Totals:	747	d	\$4.3B	\$437.5B

^aFunds approved by the SWIA from the VUR must also be approved by the Local Government Commission.

^bThree AIA Applications Co-Funded with SRP and SRP-ARPA funds.

^cThree drinking water applications co-funded with DWSRF and DWSRF-EC funds.

^dDue to co-funding, the total number of applications cannot be calculated.



Appendix E
CWSRF Funds Distributed and Remaining During FY 2023-2024



CWSRF Funds Disbursed and Remaining for Active Projects: FY 2023-2024

***Total Outlays by 6-month periods**

(Data pull: July 12, 2024)

Project Number	Local Government Unit	Project	Funding Request	Actual Paid	Remaining
419-19	Raleigh, City of	Crabtree Basin Wastewater System Conveyance Improvements Phase II	\$ 37,500,000	\$ 29,058,517	\$ 8,441,483
399-08	Winston-Salem, City of	Muddy Creek Consolidated Pumping Sta.	\$ 70,534,623	\$ 69,108,099	\$ 1,426,524
377-11	Winston-Salem, City of	Power Generator System @ Muddy Creek WWTP - installation of a new 1,	\$ 6,003,772	\$ 5,693,124	\$ 310,648
September 2015					
609-01	Tabor City, Tabor City	WWTP Improvements Project	\$ 1,968,720	\$ 1,742,556	\$ 226,164
399-12	Winston-Salem, City of	Muddy Creek Aeration System Upgrades	\$ 8,063,635	\$ 7,818,481	\$ 245,154
413-06	Pittsboro, City of	Wastewater Treatment System Improvements	\$ 37,135,500	\$ -	\$ 37,135,500
399-13	Winston-Salem, City of	South Fork Interceptor Contract #2: Kerners Mill Force Main/Pump Station	\$ 11,699,526	\$ 6,630,967	\$ 5,068,559
April 2016					
489-05	Lake Lure, Town of	Greenline	\$ 19,580,261	\$ 1,067,061	\$ 18,513,200
419-20	Raleigh, City of	Neuse River RRF Bioenergy Recovery Program (Aerobic Digester Project)	\$ 50,000,000	\$ 46,883,596	\$ 3,116,404
700-07	Taylorsville, Town of	Taylorsville WWTP Renewable Energy Project	\$ 248,924	\$ 219,685	\$ 29,239
September 2016					
795-01	Davie County	Install 4,700 LF of 8-inch FM from Yadkin River PS to connect with existing	\$ 16,402,098	\$ 15,435,584	\$ 966,514
714-03	Southport, City of	Install a new 1.0 MGD SBR WWTP and 17,550 lf of 16" force main.	\$ 29,783,014	\$ -	\$ 29,783,014
560-18	Johnston County	4MGD expansion of Central Johnston County Regional WWF and decomm	\$ 91,686,696	\$ 85,141,016	\$ 6,545,680
April 2017					
529-04	St. Pauls, Town of	Rehabilitation of 10,300 LF of 8-inch, 777 LF of 12-inch gravity sewer and 1	\$ 1,603,380	\$ 1,445,372	\$ 158,008
434-14	Fayetteville Public Works Commissio	Installation of a new 3.5 MG EQ facility to include a 12.5 MGD PS, 1,100 LF	\$ 17,912,000	\$ 13,801,305	\$ 4,110,695
September 2017					
527-12	Kinston, City of	Replacement of 13,300 LF of 8-inch and 460 LF of 10-inch gravity sewer	\$ 3,299,600	\$ 153,291	\$ 3,146,309
439-06	Oxford, City of (APENP - 19)	Rehabilitation/replacement of 18,000 LF of 8-inch gravity sewer	\$ 7,642,139	\$ 7,160,958	\$ 481,181
384-06	Reidsville, City of (APNEP - 19)	Improvements to the Reidsville WWTP to implement a BNR process includ	\$ 8,860,400	\$ -	\$ 8,860,400
April 2018					
504-01	East Yancey Water and Sewer Distric	Installation of 4,700 LF of 12-inch gravity sewer to connect multiple previc	\$ 1,315,161	\$ 534,148	\$ 781,013
825-02	Lincoln County	Expansion of the Killian Creek WWTP from 3.35 MGD to 6.6 MGD	\$ 14,000,000	\$ 13,300,000	\$ 700,000
747-01	Mount Holly, City of	Installation of pump station, 3,700 LF of dual 24-inch FM, and equalization	\$ 18,850,000	\$ 13,958,453	\$ 4,891,547
October 2018					
491-04	Murfreesboro, Town of	Sewer System Rehabilitation (Lift Station Replacements)	\$ 1,223,000	\$ 775,336	\$ 447,664
685-03	Newton, City of	2nd Street Sewer Relocation	\$ 1,900,000	\$ 870,771	\$ 1,029,229
843-04	Tuskaseegee Water & Sewer Authori	TWSA - WWTP - Phase II	\$ 4,595,300	\$ -	\$ 4,595,300
444-12	Hendersonville, City of	Ashe Street Neighborhood and 4th Avenue Water and Sewer Replacemen	\$ 2,943,934	\$ -	\$ 2,943,934
393-07	Lenoir, City of	Crossroads Sewer Replacement Project	\$ 2,775,000	\$ 2,111,213	\$ 663,787

CWSRF Funds Disbursed and Remaining for Active Projects: FY 2023-2024

***Total Outlays by 6-month periods**

(Data pull: July 12, 2024)

Project Number	Local Government Unit	Project	Funding Request	Actual Paid	Remaining
April 2019					
476-09	Brevard, City of	Gallimore Road Sewer Basin Rehabilitation	\$ 2,241,300	\$ 1,340,000	\$ 901,300
545-04	Pilot Mountain, Town of	WWTP and Sewer Lift Stations Improvements Project	\$ 500,000	\$ 500,000	\$ -
930-01	Waynesville, Town of	Wastewater Treatment Plant Improvements Phase I	\$ 29,423,000	\$ 13,406,843	\$ 16,016,157
434-15	Fayetteville Public Works Commission	Big Rockfish Sanitary Sewer Outfall - Lift Station Elimination	\$ 16,273,805	\$ 1,436,585	\$ 14,837,220
389-22	Hickory, City of	Murray Hill Sewer Project	\$ 5,182,700	\$ 4,821,820	\$ 360,880
872-01	Biltmore Forest, Town of	Greenwood Park Stream Restoration	\$ 292,600	\$ -	\$ 292,600
434-16	Fayetteville Public Works Commission	Big Rockfish Sanitary Sewer Outfall	\$ 31,187,999	\$ 10,053,441	\$ 21,134,558
September 2019					
522-07	Albemarle, City of	Rehabilitation and replacement of approximately 10,000 LF of gravity sewer	\$ 7,711,858	\$ 4,098,208	\$ 3,613,650
696-02	Bailey, Town of	Rehabilitation/replacement of 5,200 LF of 8-inch gravity sewer, 25 manholes	\$ 500,000	\$ 500,000	\$ -
923-12	Cape Fear Public Utility Authority	Rehabilitation/replacement of 11,500 LF 20-inch, and 4,200 LF of 24-inch	\$ 11,647,309	\$ 8,733,380	\$ 2,913,929
431-07	Clayton, Town of	Replacement of 2.5 MGD Little Creek WWRF with a new 10 MGD Neuse River	\$ 110,000,000	\$ 18,786,017	\$ 91,213,983
744-05	Gastonia, City of	Installation of 28,100 LF of 8-inch to 48-inch gravity sewer, two pump stations	\$ 15,400,000	\$ 6,913,737	\$ 8,486,263
652-03	Landis, Town of	Replacement of 8,430 LF of 8-inch gravity sewer, 35 manholes, and 93 sewer	\$ 2,288,120	\$ -	\$ 2,288,120
602-01	Lucama, Town of	Rehabilitation/replacement of 12,400 LF of 8-inch gravity sewer and Pump	\$ 1,467,500	\$ -	\$ 1,467,500
491-05	Murfreesboro, Town of	Rehabilitation/replacement of 6,600 LF of 8-inch, 1,500 LF of 10-inch, and	\$ 1,839,475	\$ 1,653,411	\$ 186,064
698-01	Sharpsburg, Town of	Rehabilitation of Pump Station Nos 1, 2, 3, 4, 5, 7, and 8, by replacement c	\$ 500,000	\$ 500,000	\$ -
839-01	Sweptsonville, Town of	Rehabilitation of 3,500 LF of 8-inch, 2,100 LF of 10-inch, and 800 LF of 15-i	\$ 1,500,000	\$ 69,721	\$ 1,430,279
840-01	Walnut Creek, Village of	Replacement of 3,470 LF of 8-inch gravity sewer, 12 MHs, and 26 sewer se	\$ 1,754,000	\$ -	\$ 1,754,000
579-02	Whitakers, Town of	Replacement of 12,430 LF of 8-inch gravity sewer, 58 manholes, and 82 se	\$ 500,000	\$ -	\$ 500,000
639-01	Woodland, Town of	Peacetree/Chestnut Sewer replacement	\$ 919,150	\$ 848,168	\$ 70,982
879-03	Winterville, Town of	Replacement of Chapman St pump Station and 850 LF of dual 6-inch force	\$ 8,897,232	\$ -	\$ 8,897,232
541-08	Yadkin Valley Sewer Authority	Replacement of three blowers for extended aeration ditch at WWTP to im	\$ 657,500	\$ 513,479	\$ 144,021
April 2020					
764-01	Everetts, Town of	2020 Wastewater System Improvements	\$ 609,800	\$ -	\$ 609,800
671-04	Ellerbe, Town of	Wastewater System Rehabilitation	\$ 500,000	\$ 425,456	\$ 74,544
439-09	Oxford, City of	Wastewater Treatment Plant Rehabilitation	\$ 10,830,674	\$ -	\$ 10,830,674
563-04	Graham, City of (ASADRA)	Graham WWTP Improvements Project	\$ 82,989,500	\$ 43,918,778	\$ 39,070,722
662-04	Randleman, City of	Wastewater Treatment Facility Repairs and Upgrades	\$ 1,787,500	\$ 945,186	\$ 842,314
534-03	Whiteville, City of	PS#1 Replacement/Elevation & Outfall Relocation	\$ 4,532,263	\$ -	\$ 4,532,263
384-07	Reidsville, City of	WWTP Headworks Replacement	\$ 5,180,682	\$ -	\$ 5,180,682
922-01	Southeast Regional Airport Authority	LMAC Collection System Improvements - Pell Rd	\$ 731,341	\$ 593,713	\$ 137,628

CWSRF Funds Disbursed and Remaining for Active Projects: FY 2023-2024

***Total Outlays by 6-month periods**

(Data pull: July 12, 2024)

Project Number	Local Government Unit	Project	Funding Request	Actual Paid	Remaining
833-03	Lake Waccamaw, Town of	Lift Station Mitigation and WWTP Rehabilitation	\$ 809,780	\$ -	\$ 809,780
541-09	Yadkin Valley Sewer Authority	2020 Collection System Rehabilitation - Part I (Pipeline Rehab)	\$ 876,681	\$ -	\$ 876,681
460-04	Liberty, Town of	Liberty Collection System Improvements	\$ 3,000,000	\$ -	\$ 3,000,000
664-02	Pollocksville	2020 WWTP Facilities Relocation	\$ 7,410,000	\$ -	\$ 7,410,000
620-02	Tryon, Town of	Braewick Road Sewer Rehabilitation Project	\$ 1,000,000	\$ -	\$ 1,000,000
September 2020					
522-08	Albemarle, City of	Long Creek WTP Treatment Process Rehab	\$ 19,380,000	\$ -	\$ 19,380,000
584-05	Benson, Town of	2020 Wastewater System Improvements	\$ 3,533,000	\$ -	\$ 3,533,000
923-13	Cape Fear Pubic Utility Authority	Rehabilitation and Replacement of Gravity Sewer in Downtown Wilmington	\$ 5,049,339	\$ -	\$ 5,049,339
458-08	Eden, City of	Contracts IIB and V - Junction Pump Station Rehab & Smith River Replacem	\$ 15,172,225	\$ -	\$ 15,172,225
444-13	Hendersonville, City of	Mud Creek Interceptor	\$ 9,278,948	\$ -	\$ 9,278,948
389-23	Hickory, City of	Henry Forks WWTF Solids Handling Facilities Upgrade	\$ 30,000,000	\$ 19,955,324	\$ 10,044,676
605-02	Macclesfield, Town of	2020 WWTP Facilities Relocation	\$ 500,000	\$ -	\$ 500,000
491-06	Murfreesboro, Town of	Carver Park Lift Station Replacement/Relocation	\$ 537,003	\$ -	\$ 537,003
483-05	New Bern, City of	Duffyfield Stormwater Enhancement Project	\$ 855,000	\$ -	\$ 855,000
432-06	Sanford, City of	Little Buffalo Creek Rehabilitation	\$ 3,845,000	\$ -	\$ 3,845,000
425-07	Clinton, City of	Clinton WWTP Resiliency Improvements	\$ 3,000,000	\$ 288,441	\$ 2,711,559
893-01	Southern Pines	Warrior Woods Pump Station Relocation	\$ 2,998,000	\$ -	\$ 2,998,000
529-05	St. Pauls, Town of	Wastewater Treatment Plant Relocation	\$ 3,093,450	\$ -	\$ 3,093,450
561-04	Selma, Town of	Brack Pump Station Relocation & System Improvements	\$ 3,015,000	\$ 500,000	\$ 2,515,000
April 2021					
417-06	Dunn, City of	Collection System Improvements	\$ 2,000,000	\$ -	\$ 2,000,000
763-03	Bessemer City, City of	Vantine Pump Station and Sewer Replacement	\$ 1,985,000	\$ 1,038,407	\$ 946,593
579-03	Whitakers, Town of	Porter Street Sewer Pump Station Improvements	\$ 500,000	\$ -	\$ 500,000
924-02	Laurinburg, City of	Bridge Creek & College Park Sanitary Sewer Rehab	\$ 8,951,000	\$ -	\$ 8,951,000
417-07	Dunn, City of	Black River WWTP Improvements	\$ 3,626,000	\$ 438,271	\$ 3,187,729
436-06	Conover, City of	Northeast WWTF Headworks Improvements	\$ 1,232,000	\$ -	\$ 1,232,000
September 2021					
829-02	Wilkesboro	Wilkesboro Cub Creek WWTP Expansion	\$ 57,110,000	\$ 1,000,000	\$ 56,110,000
475-03	Pikeville	2022 Sanitary Sewer Improvements	\$ 500,000	\$ -	\$ 500,000
798-03	Manteo, Town of	UV Disinfection and Resiliency Upgrade	\$ 1,882,030	\$ -	\$ 1,882,030
923-14	Cape Fear Pubic Utility Authority	Walnut Street Pump Station (PS9) Replacement	\$ 5,149,900	\$ -	\$ 5,149,900
702-07	Belmont	Belmont Pump Station and Force Main	\$ 15,095,034	\$ -	\$ 15,095,034

CWSRF Funds Disbursed and Remaining for Active Projects: FY 2023-2024

***Total Outlays by 6-month periods**

(Data pull: July 12, 2024)

Project Number	Local Government Unit	Project	Funding Request	Actual Paid	Remaining
575-04	Durham County	Chin Page Road Pump Station	\$ 19,298,025	\$ -	\$ 19,298,025
May 2022					
439-10	Oxford, City of	Sewer System Improvements and Enhancement, Phase 5	\$ 4,561,720	\$ -	\$ 4,561,720
610-01	Hobgood	Stormwater Quality/Detention Struct. and Drainage Improv.	\$ 2,792,770	\$ -	\$ 2,792,770
845-03	Bryson City	WWTP Improv.	\$ 1,998,400	\$ -	\$ 1,998,400
541-10	Yadkin Valley Sewer Authority	2022 Collection System Improvements	\$ 181,200	\$ -	\$ 181,200
526-05	Hertford	Collection System Improvements	\$ 73,290	\$ -	\$ 73,290
619-08	Thomasville, City of	Rains Road PS Upgrade	\$ 1,000,000	\$ -	\$ 1,000,000
545-05	Pilot Mountain, Town of	WWTP Upgrades	\$ 1,922,000	\$ -	\$ 1,922,000
425-08	Clinton, City of	WWTP Electrical Service Resiliency and Reliability Improvements	\$ 1,179,000	\$ -	\$ 1,179,000
567-05	Morehead City	2022 ARPA WWTP Improvements Project	\$ 1,000,000	\$ -	\$ 1,000,000
924-01	Laurinburg, City of	Leith Creek WWTP Influent Pump Station	\$ 10,315,000	\$ 7,100,604	\$ 3,214,396
618-03	Fairmont, Town of	Fairmont Collection System Rehabilitation	\$ 230,333	\$ 230,333	\$ -
580-06	Troutman, Town of	Sewer Collection Rehabilitation	\$ 687,500	\$ -	\$ 687,500
September 2022					
475-04	Pikeville	Pikeville 2023 Wastewater Improvements	\$ 2,832,635	\$ -	\$ 2,832,635
714-04	Southport, City of	Evaluation and Rehab of Wastewater System	\$ 8,544,320	\$ -	\$ 8,544,320
858-01	Kingstown, Town of	Lift Station, Gravity Sewer, and Force main Improvements	\$ 1,849,080	\$ -	\$ 1,849,080
476-11	Brevard, City of	North Brevard Sewer	\$ 2,287,367	\$ -	\$ 2,287,367
617-04	Lexington, City of	LRWWTP Solids Handling Improvements	\$ 27,979,000	\$ -	\$ 27,979,000
621-06	Spindale, Town of	Wastewater Treatment Plant Improvements	\$ 7,209,740	\$ -	\$ 7,209,740
435-07	Williamston, Town of	Skewarkee Gut Sewer Outfall Rehabilitation	\$ 2,500,000	\$ -	\$ 2,500,000
522-09	Albemarle, City of	Long Creek WWTP Treatment Process Rehab - Resubmittal	\$ 14,650,000	\$ -	\$ 14,650,000
448-01	Severn, Town of	Green: Stormwater Drainage Improvements	\$ 1,403,575	\$ -	\$ 1,403,575
929-02	Cumberland County	Landfill Gas Collection and Treatment Improvements	\$ 1,822,383	\$ -	\$ 1,822,383
May 2023					
CS370812-02	Beech Mountain, Town of	2023 Sewer Main Improvements Project	\$ 2,961,490	\$ -	\$ 2,961,490
CS370642-03	Burnsville, Town of	Burnsville WWTP Rehabilitation Project	\$ 2,800,000	\$ -	\$ 2,800,000
CS370923-15	Cape Fear Public Utility Authority (20	Southside Wastewater Treatment Plant Replacement	\$ 70,000,000	\$ -	\$ 70,000,000
CS370462-03	Clarkton, Town of	Clarkton Sewer System Rehabilitation	\$ 5,385,000	\$ -	\$ 5,385,000
CS370417-08	Dunn, City of	Dunn Juniper Creek Area Stormwater System Improvements	\$ 2,805,150	\$ -	\$ 2,805,150
CS370932-01	Edgecombe County	Lone Pine MHP Wastewater System Improvements	\$ 1,362,050	\$ -	\$ 1,362,050
CS370498-03	Enfield, Town of	Phase 6 Sewer System Improvements Project	\$ 4,880,956	\$ -	\$ 4,880,956

CWSRF Funds Disbursed and Remaining for Active Projects: FY 2023-2024

***Total Outlays by 6-month periods**

(Data pull: July 12, 2024)

Project Number	Local Government Unit	Project	Funding Request	Actual Paid	Remaining
CS370383-06	Farmville, Town of	Farmville Reclaimed Water Line	\$ 3,023,000	\$ -	\$ 3,023,000
CS370601-02	Hillsborough, Town of	Lawndale Collection System Rehab	\$ 1,116,730	\$ -	\$ 1,116,730
CS370610-01 (Same Project)	Hobgood, Town of	Hobgood-Stormwater Quality Improvements	\$ 2,792,770	\$ -	\$ 2,792,770
CS370748-01	Lowell, City of	City of Lowell Wastewater Interconnection with Two Rivers Utilities	\$ 7,905,060	\$ -	\$ 7,905,060
CS370554-01	Nashville, Town of	Essex Road Sewer Extension Improvements Project	\$ 595,830	\$ -	\$ 595,830
CS370500-06	Plymouth, Town of	2023 Town of Plymouth Wastewater Improvements Project	\$ 9,012,820	\$ -	\$ 9,012,820
CS370585-03	Princeton, Town of	Holts Pond Road Sewer Extension	\$ 224,000	\$ -	\$ 224,000
CS370621-07	Spindale, Town of	Wastewater Collection System Improvements	\$ 5,390,260	\$ -	\$ 5,390,260
September 2023					
SRF-W-0001	Eureka, Town of	Wastewater Collection System Improvements	\$ 11,999,900	\$ -	\$ 11,999,900
SRF-W-0002	Hertford, Town of	WWTP Rehab	\$ 4,840,760	\$ -	\$ 4,840,760
SRF-W-0004	Washington, City of	Cherry Run PS & 5th St FM Replacement	\$ 3,694,925	\$ -	\$ 3,694,925
SRF-W-0005	Rhodhiss, Town of	2023 High Priority Collection System Imp	\$ 851,000	\$ -	\$ 851,000
SRF-W-0006	Hobgood, Town of	F23-Hobgood-Multiple Lift Station Rehab	\$ 1,420,824	\$ -	\$ 1,420,824
SRF-W-0007	Whiteville, City of	Phase 3 Sewer Improvements	\$ 6,800,000	\$ -	\$ 6,800,000
SRF-W-0008	Bay River Metropolitan Sewage Distr	Oriental WWTF Improvement	\$ 2,975,750	\$ -	\$ 2,975,750
SRF-W-0009	Ahoskie, Town of	Wastewater System Rehabilitation	\$ 4,157,400	\$ -	\$ 4,157,400
SRF-W-0010	Walstonburg, Town of	Pumping Station & Sewer Line Improvement	\$ 791,000	\$ -	\$ 791,000
SRF-W-0011	Gates County	0.015 MGD Wastewater Treatment Plant Restoration Gates Co. Wastewater	\$ 2,217,816	\$ -	\$ 2,217,816
SRF-W-0012	Ayden, Town of	2023 Swift Creek Sanitary Sewer	\$ 500,000	\$ -	\$ 500,000
SRF-W-0013	Wayne County	Genoa Sewer Rehabilitation - Phase I	\$ 2,877,000	\$ -	\$ 2,877,000
SRF-W-0014	Louisburg, Town of	WRF Nos. 1 and 3 Rotor Replacements	\$ 630,000	\$ -	\$ 630,000
SRF-W-0015	Johnston County	Four Oaks, Holt Lake, & Neuse River WWPS	\$ 8,960,000	\$ -	\$ 8,960,000
			\$ 1,326,045,210	\$ 473,518,856	\$ 852,526,354



Appendix F
Itemized Binding Commitments for the CWSRF Program During
FY 2023-2024



CWSRF Binding Commitments for Fiscal Year 2023-2024			
Date	Owner	Project Number	Adjusted Offer
8/24/2023	Reidsville	CS370384-07	\$5,180,682
7/5/2023	Thomasville	CS370619-08	\$1,000,000
8/30/2023	Yadkin Valley SA	CS370541-10	\$181,200
8/30/2023	Clinton	CS370425-08	\$1,179,000
8/30/2023	Dunn	CS370417-06	\$3,120,000
9/19/2023	Troutman	CS370580-06	\$687,500
9/26/2023	Hendersonville	CS370444-13	\$9,278,948
2/9/2024	Lucama	CS370601-01	\$1,467,500
2/9/2024	Williamston	CS370435-07	\$2,500,000
3/4/2024	Manteo	CS370798-03	\$1,882,030
4/4/2024	Cape Fear Pub Utilities	CS370923-14	\$5,149,900
4/9/2024	Beech Mountain	CS370812-02	\$2,961,490
4/18/2024	Pikeville	CS370475-03	\$500,000
5/31/2024	Princeton	CS370585-03	\$224,000
Total Commitments:		14	\$35,312,250

*Green denotes Green Project Reserve.



Appendix G
CWSRF Financial Exhibits for FY 2023-2024



STATE OF NORTH CAROLINA
EPA Revolving Loan Fund
Combining Statement of Net Assets
June 30, 2024 and 2023

Exhibit 1

	Clean Water Program	
	2024	2023
ASSETS		
Current assets:		
Cash and cash equivalents	\$	\$
Pooled cash	452,270,903.10	456,576,611.14
Restricted pooled cash		
Investments		
Pooled investments	166,876,016.97	163,784,853.91
Security lending collateral		
Accounts receivable, net		-
Intergovernmental receivables	43,870.26	43,870.26
Interest receivable	664,268.33	1,229,046.47
Premiums receivable		
Contributions receivable		
Other receivables		
Due from other funds		723,881.10
Due from component units		
Lease receivables		
PPP Asset receivable		
Notes receivable, net	77,226,949.59	74,584,056.05
Inventories		
Net OPEB asset		
Prepaid items		
Total current assets	<u>697,082,008.25</u>	<u>696,942,318.93</u>
Noncurrent Total Assets		
Restricted/designated pooled cash		
Investments		
Restricted investments		
Contributions receivable		
Lease receivables		
PPP Asset receivable		
Notes receivable, net	883,474,639.72	777,049,021.62
Prepaid items		
Net OPEB asset	1,177.90	1,177.90
Capital assets – nondepreciable		
Capital assets – depreciable, net		
Total noncurrent assets	<u>883,475,817.62</u>	<u>777,050,199.52</u>
Total assets	<u>1,580,557,825.87</u>	<u>1,473,992,518.45</u>
DEFERRED OUTFLOWS OF RESOURCES		
Deferred loss on refunding		
Deferred outflows for Asset Retirement Obligation		
Deferred outflows for OPEB	1,098,072.90	1,115,269.40
Deferred outflows for pensions	1,016,825.52	1,330,008.02
Total deferred outflows of resources	<u>2,114,898.42</u>	<u>2,445,277.42</u>

CWSRF Financial Exhibits for FY 2023-2024

LIABILITIES

Current liabilities:

Accounts payable	492,202.53	(1,494.05)
Accrued payroll		
Notes from direct borrowings		
Intergovernmental payables	12,382,041.59	13,990,108.77
Due to primary government		
Medical claims payable (State Health Plan only)		
Claims payable		
Unemployment benefits payable		
Due to fiduciary funds		
Due to other funds		
Due to component units		
Obligations under securities lending		
Lease liability		
Subscription (SBITA) liability		
Revenue bonds payable		
Accrued interest payable		
Funds held for others		
Obligation for workers' compensation		
Annuity and life income payable		
Asset Retirement Obligation		
Accrued vacation leave	23,668.00	23,132.00
Net OPEB liability		
Unearned revenue		
Total current liabilities	<u>12,897,912.12</u>	<u>14,011,746.72</u>

Noncurrent liabilities:

Advances from other funds		
Notes from direct borrowings		
Lease liability		
Revenue bonds payable		
Grant anticipation revenue bonds payable		
Unamortized discount on bonds payable		
Unamortized premium on bonds payable		
Accrued interest payable		
Obligation for workers' compensation		
Annuity and life income payable		
Asset Retirement Obligation		
Accrued vacation leave	326,452.00	300,847.00
Net OPEB liability	1,580,466.64	1,592,208.64
Net pension liability	2,557,869.01	2,591,355.01
Total noncurrent liabilities	<u>4,464,787.65</u>	<u>4,484,410.65</u>
Total liabilities	<u>17,362,699.77</u>	<u>18,496,157.37</u>

DEFERRED INFLOWS OF RESOURCES

Deferred inflows for OPEB		
Deferred inflows for pensions		
Deferred inflows for leases	161,981.08	169,784.58
Deferred inflows for PPP arrangements	961,011.83	1,556,865.33
Total Deferred inflow of resources	<u>1,122,992.91</u>	<u>1,726,649.91</u>

NET POSITION

Total net position	<u>1,564,187,031.61</u>	<u>1,456,214,988.59</u>
--------------------	-------------------------	-------------------------

STATE OF NORTH CAROLINA**EPA Revolving Loan Fund****Combining Statement of Revenues, Expenses, and Changes in Net Assets****For the Fiscal Year Ended June 30, 2024 and 2023****Exhibit 2**

	Clean Water Program	
	2024	2023
OPERATING REVENUES		
Sales and services, net	\$ 1,317,280.10	3,405,292.00
Employer contributions		
Federal grants and contracts		
Interest earnings on loans	10,685,381.31	8,980,406.10
Rental and lease earnings		
Fees, licenses, and fines		
Toll revenue		
Insurance premiums		
Miscellaneous	62,494.00	
Total operating revenues	<u>12,065,155.41</u>	<u>12,385,698.10</u>
OPERATING EXPENSES		
Personal services	2,610,346.62	2,097,823.23
Unemployment benefits		
Supplies and materials	19,891.59	26,621.40
Services	339,409.62	102,185.16
Prizes		
Claims		
Cost of goods sold		
Depreciation		
Insurance and bonding		
Other fixed charges	12,130.00	15,280.00
Other expenses	45,522.60	9,246.85
Total operating expenses	<u>3,027,300.43</u>	<u>2,251,156.64</u>
Operating income (loss)	<u>9,037,854.98</u>	<u>10,134,541.46</u>
NONOPERATING REVENUES (EXPENSES)		
Noncapital grants	70,206,300.00	52,607,704.00
Noncapital gifts, net		
Noncapital contribution	4,297.00	15,840.21
Interest and fees		
Gain (loss) on sale of property and equipment		
Investment earnings, net	19,456,901.79	6,853,720.27
Insurance recoveries		
Grants, aid and subsidies	(5,708,471.75)	(19,204,561.00)
Federal interest subsidy on debt		
Miscellaneous non-operating revenue		
Miscellaneous non-operating expense		
Total Nonoperating revenues (expenses)	<u>83,959,027.04</u>	<u>40,272,703.48</u>
Income (loss) before other revenues, expenses, and	<u>92,996,882.02</u>	<u>50,407,244.94</u>

STATE OF NORTH CAROLINA
EPA Revolving Loan Fund
Statement of Cash Flows
For the Fiscal Year Ended June 30, 2023 and 2024

Exhibit 3

	Clean Water Program	
	2024	2023
CASH FLOWS FROM OPERATING ACTIVITIES		
Receipts from customers	\$ 2,041,161.20	\$ 1,848,096
Receipts from federal agencies	\$ -	
Receipts from other funds		
Receipts from program loan repayments - principal	\$ 64,662,234.22	\$ 199,020,018
Receipts from program loan repayments - interest	\$ 10,685,381.31	\$ 10,539,751
Payments to suppliers	\$ (1,531,324.41)	\$ (144,601)
Payments to employees	\$ (2,861,596.62)	\$ (2,576,863)
Payments for prizes, benefits & claims	\$ -	
Payments to other funds	\$ -	
Payments for program loans issued	\$ (173,730,745.86)	\$ (106,248,961)
Other receipts	\$ 24,024.00	\$ 4,439
Other payments	\$ -	
Net cash provided by (used in) operating activities	<u>\$ (100,710,866.16)</u>	<u>\$ 102,441,879</u>
CASH FLOWS FROM NONCAPITAL FINANCING ACTIVITIES		
Grant receipts	\$ 70,206,300.00	\$ 28,680,000
Grants, aid and subsidies	\$ (5,708,471.75)	\$ (3,188,264)
State aid - coronavirus	\$ -	
Federal COVID-19 funds		
Noncapital contributions	\$ 1,652.00	\$ 5,736,000
Advances from other funds	\$ -	
Repayment of advances from other funds	\$ -	
Transfers from other funds	\$ 33,931,560.00	
Transfers to other funds	\$ (18,956,399.00)	\$ -
Gifts	\$ -	
Insurance recoveries	\$ -	
Net cash provided by noncapital financing activities	<u>\$ 79,474,641.25</u>	<u>\$ 31,227,736</u>
CASH FLOWS FROM INVESTING ACTIVITIES		
Proceeds from sales and maturities of non-State Treasurer investments		
Purchase of non-State Treasurer investments	\$ -	\$ -
Purchase into State Treasurer Investment Pool	\$ -	\$ -
Re Total adjustments	\$ -	\$ -
Loan issuances	\$ -	\$ -
Loan repayments - interest		
Loan repayments - principal		
Investment earnings	\$ 17,594,785.20	\$ 4,061,304.00
Net cash provided (used) by investing activities	<u>\$ 17,594,785.20</u>	<u>\$ 4,061,304.00</u>
Net increase (decrease) in cash and cash equivalents	\$ (4,305,708.04)	\$ 137,730,919.00
Cash and cash equivalents, July 1	\$ 456,576,611.14	\$ 265,912,369.00
Cash and cash equivalents, June 30	<u>\$ 452,270,903.10</u>	<u>\$ 403,643,288.00</u>
Reconciliation of operating income or loss to net cash used by operating activities:		
Operating income (loss)	\$ 9,037,854.98	\$ (3,325,257.00)
Adjustments to reconcile operating income (loss) to net cash provided by operating activities:		
Depreciation expense	\$ -	
Nonoperating miscellaneous and other income (expense)	\$ -	\$ 38,595.00
Change in assets and deferred outflows:	\$ (108,678,519.87)	\$ 64,563,651.00
Change in liabilities and deferred inflows:	\$ (1,734,469.60)	\$ (2,257,699.00)
Total adjustments	<u>\$ (110,412,989.47)</u>	<u>\$ 62,344,547.00</u>
Net cash provided by (used in) operating activities	<u>\$ (101,375,134.49)</u>	<u>\$ 59,019,290.00</u>



Appendix H
CWSRF FFATA for FY 2023-2024



CWSRF FFATA for FY 2023-2024
(Data Pull: July 12, 2024)

Project	Project Number	BABAA	FFATA Projects Dollars	IUP Year	PF Reported	Green Project Reserve Category (If Applicable)	Green Total	Commitment Date
2023 Base Cap Grant			\$13,538,000					
Hertford	SRF-W-0002				\$ 1,500,000			
Eureka	SRF-W-0001				\$3,000,000			
Total Equivalency:				Principal Forgiveness Minimum:	\$1,353,800	GPR Goal:		
				Principal Forgiveness Amount:	\$4,500,000	Total GPR Amount:		
				Principal Forgiveness Maximum	\$4,061,400 & None (BIL Supp.)			
2023 BIL Cap Grant			\$37,619,000				\$3,761,900	
Rhodhiss	SRF-W-0005				\$638,250			
Cumberland County	CS370929-02					Landfill Gas Treatment	\$1,822,383	
Severn	CS370448-01					SCM	\$1,403,575	
Total Equivalency:				Principal Forgiveness Minimum:	\$18,433,310	GPR Goal:	\$3,761,900	
				Principal Forgiveness Amount:	\$638,250	Total GPR Amount:	\$3,225,958	
				Principal Forgiveness Maximum	\$18,433,310			
2022 Cap Grant (based on allotment)	Yes		\$20,882,000					
Pittsboro	CS370413-06				\$500,000			10/14/2022
Kingstown	CS370858-01				\$500,000			
Brevard	CS370476-11				\$500,000			
Lexington	CS370617-04				\$500,000			
Spindale	CS370621-06				\$500,000			
Williamston	CS370435-07				\$500,000			2/9/2024
Albemarle	CS370522-09				\$500,000			
Wilkesboro (\$57,110,000 but some use	CS370829-02		\$24,988,000		\$500,000			
Laurinburg	CS370924-01		\$10,315,000					
Hobgood	CS370610-01					SCM	\$2,793,770	
Total Equivalency:			\$35,303,000	Principal Forgiveness Minimum:	\$2,088,200	GPR Goal:	\$2,088,200	
				Principal Forgiveness Amount:	\$4,000,000	Total GPR Amount:	\$2,793,770	
				Principal Forgiveness Maximum	\$6,264,600			
2022 BIL	Yes		\$32,122,000					
Burnsville, Town of	CS370642-03				\$500,000			
Clarkton, Town of	CS370462-03				\$500,000			
Dunn, City of	CS370417-08				\$500,000			
Edgecombe County	CS370932-01				\$500,000			
Enfield, Town of	CS370498-03				\$4,880,956			
Farmville, Town of	CS370383-06				\$1,511,500			
Halifax, Town of	CS370629-03				\$500,000			
Hillsborough, Town of	CS370601-02				\$500,000			
Lowell, City of	CS370748-01				\$500,000			
Nashville, Town of	CS370554-01				\$500,000			
Plymouth, Town of	CS370500-06				\$500,000			
Princeton, Town of	CS370585-03				\$168,000			5/31/2024
Spindale, Town of	CS370621-07				\$500,000			
Pikeville_04	CS370475-04				\$2,832,635			
Wilkesboro (\$57,110,000 total)	CS370829-02	Waived	\$ 32,122,000		\$500,000			3/24/2023
Total Equivalency:			\$32,122,000	Principal Forgiveness Minimum:	\$15,739,780	GPR Goal:	\$0	
				Principal Forgiveness Amount:	\$14,893,091	Total GPR Amount:	\$0	
				Principal Forgiveness Maximum	\$15,739,780			
2021 Base Cap Grant			\$28,676,000		\$9,374,649			
Pikeville	CS370475-03				\$500,000			4/29/2024
Pollocksville (also ASADRA below)	CS370664-02				\$4,410,000			12/6/2022
Thomasville	CS370619-08				\$500,000			7/5/2023
Pilot Mountain	CS370545-05				\$500,000			4/12/2023
Morehead City	CS370567-05				\$500,000			No ERAL yet

CWSRF FFATA for FY 2023-2024
(Data Pull: July 12, 2024)

Project	Project Number	BABAA	FFATA Projects Dollars	IUP Year	PF Reported	Green Project Reserve Category (If Applicable)	Green Total	Commitment Date
Yadkin Valley SA	CS370541-10				\$181,200			8/30/2023
Fairmont	CS370618-03				\$230,333			6/20/2023
Bryson City	CS370845-03				\$500,000			No ERAL yet
Hertford	CS370526-05				\$73,290			6/9/2023
Farmville	CS370383-05				\$479,826			2/9/2022
Dunn	CS370417-06				\$500,000			8/30/2023
Albemarle	CS370522-08				\$500,000			On hold
St Pauls_05 (also ASADRA below)	CS370529-05				\$500,000			5/27/2022
New Bern	CS370483-05					Stormwater	\$3,171,202	
Yadkin Valley Sewer Authority	CS370541-08					Energy	\$657,500	
Cape Fear PUA	CS370923-14					Energy	\$5,149,900	4/4/2024
Graham	CS370563-04	CS370563-04	\$ 82,989,500					
Total Equivalency:			\$82,989,500	Principal Forgiveness Minimum:	\$2,867,600	GPR Goal:	\$2,867,600	
				Principal Forgiveness Amount:	\$9,374,649	Total GPR Amount:	\$8,978,602	
				Principal Forgiveness Maximum	\$11,470,400			
2020 Cap Grant			\$28,590,000			\$ 57,110,000	\$2,859,000	
Graham	CS370563-04	CS370563-04			\$1,500,000			9/29/2022
Whitakers	CS370579-03				\$500,000			6/29/2023
Laurinburg	CS370924-02				\$500,000			10/28/2022
Wilkesboro	CS370829-02				\$1,000,000			3/24/2023
Eden	CS370458-08				\$500,000			6/2/2023
Macclesfield	CS370605-02				\$500,000			5/26/2022
Bessemer City	CS370763-03				\$500,000			7/14/2022
Sanford	CS370432-06				\$500,000			6/7/2023
Kinston	CS370527-14				\$500,000			8/10/2022
Woodland	CS370639-01				\$500,000			7/14/2022
Rutherfordton	CS370363-04				\$500,000			6/19/2020
Wilkesboro	CS370-829-02					Energy	\$57,110,000	3/24/2023
Fayetteville PWC	CS370434-16		\$ 31,187,000					1/14/2021
Total Equivalency:			\$31,187,000	Principal Forgiveness Minimum:	\$2,859,000	GPR Goal:	\$2,859,000	
				Principal Forgiveness Amount:	\$7,000,000	Total GPR Amount:	\$57,110,000	
				Principal Forgiveness Maximum	\$8,577,000			
ASADRA			\$51,674,752					
Graham	CS370563-04		\$28,723,024					9/29/2022
Yadkin Valley Sewer Authority	CS370541-09		\$670,000		\$502,500			11/1/2021
Liberty	CS370460-04		\$3,000,000		\$3,000,000			6/7/2021
Pollocksville	CS370664-02		\$3,000,000		\$3,000,000			12/6/2022
Tryon	CS370620-02		\$1,612,355		\$1,000,000			10/19/2021
Eden	CS370458-08		\$5,042,373					
Clinton	CS370425-07		\$3,000,000		\$3,000,000			12/1/2022
Southern Pines	CS370893-01		\$3,927,000					
St. Pauls	CS370529-05		\$2,700,000		\$2,700,000			5/27/2022
Total Equivalency:			\$51,674,752	Principal Forgiveness Minimum:	\$3,838,600	GPR Goal:	\$0	
				Principal Forgiveness Amount:	\$13,202,500	Total GPR Amount:	\$0	
				Principal Forgiveness Maximum	\$5,757,900			
2019 Cap Grant			\$28,676,000		\$10,660,746			
Selma	CS370561-04				\$500,000			4/7/2022
Murfreesboro	CS370491-06				\$500,000			2/15/2022
Landis	CS370652-02				\$221,560			7/29/2021
Murfreesboro	CS370491-04				\$500,000			
Louisburg	CS370397-08				\$423,433			7/14/2021
Newton	CS370685-03				\$278,440			

CWSRF FFATA for FY 2023-2024
(Data Pull: July 12, 2024)

Project	Project Number	BABAA	FFATA Projects Dollars	IUP Year	PF Reported	Green Project Reserve Category (If Applicable)	Green Total	Commitment Date
Brevard	CS370476-11				\$500,000			
Pilot Mountain	CS370545-04				\$500,000			
Waynesville	CS370930-01				\$500,000			
Manteo	CS370798-02				\$500,000			
Bailey	CS370696-02				\$500,000			4/5/2022
Landis	CS370652-03				\$500,000			9/1/2021
Lucama	CS370602-01				\$500,000			2/9/2024
Murfreesboro	CS370491-05				\$500,000			
Sharpsburg	CS370-698-01				\$500,000			
Whitakers	CS370579-02				\$500,000			
Whiteville	CS370534-02				\$500,000			3/19/2021
Winterville	CS370879-03				\$500,000			6/3/2021
Everetts	CS370764-01				\$609,800			6/21/2021
Ellerbe	CS370671-04				\$500,000			4/19/2022
Oxford	CS370439-09				\$500,000			6/7/2023
Walstonburg	CS370830-01				\$127,513			6/23/2021
Lake Lure	CS3703498-5				\$500,000			3/10/2022
Oxford APNEP	CS370439-06							
Oxford APNEP	CS370439-08							
Fayetteville	CS370434-15					Energy	\$16,273,805	1/14/2021
Biltmore Forest	CS370872-01					Stream Restoration	\$292,600	12/13/2021
Yadkin Valley Sewer Authority	CS370541-07					Energy	\$643,529	4/15/2020
Fayetteville PWC	CS370434-14		\$17,912,000					9/8/2020
Lincoln County	CS370825-02		\$14,000,000					8/6/2020
Total Equivalency:			\$31,912,000	Principal Forgiveness Minimum:	\$2,867,600	GPR Goal:	\$2,867,600	
					Principal Forgiveness Amount:	\$10,660,746	Total GPR Amount:	\$17,209,934
					Principal Forgiveness Maximum	\$11,470,400		
2018 Cap Grant			\$28,967,000					
East Yancey Water and Sewer District	CS370504-01				\$282,918			6/12/2019
Franklin County	CS370515-04				\$217,083			9/23/2019
Lumberton	CS370455-05				\$468,143			9/23/2019
Oxford	CS370439-08				\$500,000			
Winterville	CS370879-02				\$500,000			10/16/2019
Warsaw	CS370474-05				\$500,000			6/12/2019
Kinston	CS370527-12				\$500,000			9/10/2020
Goldsboro APNEP	CS370482-07							5/12/2017
Johnston County APNEP	CS370560-17							2/12/2018
Charlotte	CS370377-16					Reuse	\$3,244,506	4/15/2020
Reidsville APNEP	CS370384-06					Energy	\$687,500	5/16/2019
Davie County	CS370795-01		\$18,199,000					1/16/2019
Johnston County	CS370560-16		\$5,633,000					9/18/2018
Redisville	CS370384-06		\$3,963,089					5/16/2019
Forsyth County	CS370882-01		\$4,920,300					9/18/2018
Total Equivalency:			\$32,715,389	Principal Forgiveness Minimum:	\$2,896,700	GPR Goal:	\$2,896,700	
					Principal Forgiveness Amount:	\$2,968,144	Total GPR Amount:	\$3,932,006
					Principal Forgiveness Maximum	\$8,690,100		
2017 Cap Grant			\$23,928,000					
Ayden	CS370902-02				\$500,000			4/12/2018
Mount Gilead	CS370754-01				\$500,000			8/23/2018
Yadkin Valley SA	CS370541-03				\$483,000			8/23/2018
La Grange	CS370467-05				\$99,831			6/13/2018
Albemarle	CS370522-06				\$500,000			10/4/2017

CWSRF FFATA for FY 2023-2024
(Data Pull: July 12, 2024)

Project	Project Number	BABAA	FFATA Projects Dollars	IUP Year	PF Reported	Green Project Reserve Category (If Applicable)	Green Total	Commitment Date
Lumberton	CS370455-04				\$500,000			10/13/2017
St Pauls	CS370529-04				\$500,000			
Plymouth	CS370500-05				\$500,000			6/8/2018
Burke County	CS370400-01				\$500,000			4/5/2019
Yadkin Valley Sewer Authority	CS350541-05				\$500,000			3/12/2019
Raleigh	CS370419-20					Energy	\$50,000,000	10/13/2017
Jacksonville	CS370386-08					Stream Restoration	\$480,200	1/11/2018
Taylorsville	CS370700-08					Energy	\$306,500	9/14/2017
Charlotte	CS370377-14				Move back to 2016	Energy	\$12,529,157	4/13/2017
Hendersonville	CS370444-10				Move back to 2016	Stream Restoration	\$2,952,377	6/8/2017
Rutherfordton	CS370463-04			2016	Move back to 2016	Energy	\$146,807	10/27/2016
Raleigh	CS370419-20		\$50,000,000					10/13/2017
Total Equivalency:			\$50,000,000	Principal Forgiveness Minimum:	\$2,392,800	GPR Goal:	\$2,392,800	
					Principal Forgiveness Amount:	\$4,582,831	Total GPR Amount:	\$66,415,041
					Principal Forgiveness Maximum	\$7,178,400		
2016 Cap Grant			\$ 23,148,480				\$ 8,208,860	
Roanoke Rapids SD	CS370449-07			2016	\$500,000			8/3/2017
Tabor City	CS370609-01			2016	\$1,500,000			9/15/2017
Yadkin Valley Sewer Authority	CS370541-06				\$500,000			2/9/2017
Louisburg	CS370397-07			2016	\$252,560			10/27/2016
Goldsboro	CS370482-07				\$500,000			5/12/2017
Kinston	CS370527-11			2016	\$500,000			5/12/2017
Winston-Salem	CS370399-12					Energy	\$8,208,860	2/15/2017
Randleman	CS370662-03					Energy	\$467,580	7/15/2016
Charlotte	CS370377-14		\$20,881,929					4/13/2017
Winston Salem	CS370399-12		\$8,208,860					2/15/2017
Total Equivalency:			\$29,090,789	Principal Forgiveness Minimum:	\$2,411,300	GPR Goal:	\$2,411,300	
					Principal Forgiveness Amount:	\$3,752,560	Total GPR Amount:	\$8,676,440
					Principal Forgiveness Maximum	\$7,233,900		
2015 Cap Grant			\$24,168,000					
Kinston	CS370527-09				\$1,000,000			9/18/2015
Bay River MSD	CS370683-04				\$371,746			12/17/2015
Washington	CS370521-06				\$500,000			5/9/2016
Kinston	CS370527-08				\$500,000			9/18/2015
Taylorsville	CS370700-05				\$500,000			6/20/2016
Winston-Salem	CS370399-11					Energy	\$5,990,545	10/9/2015
Winston-Salem	CS370399-11		\$6,003,772					10/9/2015
Kinston	CS370527-09		\$4,470,000					9/18/2015
Kinston	CS370527-08		\$2,500,000					9/18/2015
Brevard	CS370476-08		\$12,201,228					10/6/2015
Total Equivalency:			\$25,175,000	Principal Forgiveness Minimum:	\$0	GPR Goal:	\$2,517,500	
					Principal Forgiveness Amount:	\$2,871,746	Total GPR Amount:	\$5,990,545
					Principal Forgiveness Maximum	\$7,552,500		

CWSRF FFATA for FY 2023-2024
(Data Pull: July 12, 2024)

Project	Project Number	BABAA	FFATA Projects Dollars	IUP Year	PF Reported	Green Project Reserve Category (If Applicable)	Green Total	Commitment Date
2014 Cap Grant			\$24,291,840					
Haw River	CS370573-02				\$445,265			5/11/2015
Spindale	CS370621-04				\$1,000,000			4/10/2015
Winston Salem	CS370399-10					Energy	\$5,485,990	4/10/2015
Winston-Salem	CS370399-08		\$25,304,000					
Total Equivalency:			\$25,304,000		Principal Forgiveness Minimum:	\$1,376,984	GPR Goal:	\$2,530,400
					Principal Forgiveness Amount:	\$1,445,265	Total GPR Amount:	\$5,485,990
					Principal Forgiveness Maximum	\$2,065,477		
2013 Cap Grant			\$23,132,160					
Aulander	CS370587-02				\$271,708			11/7/2013
Bay River MSD	CS370683-03				\$214,829			6/10/2014
Roanoke Rapids SD	CS370449-03				\$194,000			12/5/2013
Robersonville	CS370748-04				\$1,000,000			9/16/2013
Greenville Utilities	CS370487-10					SCM	\$16,000,000	10/9/2014
Charlotte	CS370377-13					Energy	\$4,527,301	5/11/2015
Winston-Salem	CS370399-08		\$28,915,200	2013				5/13/2014
Total Equivalency:			\$28,915,200		Principal Forgiveness Minimum:	\$1,135,024	GPR Goal:	\$0
					Principal Forgiveness Amount:	\$1,680,537	Total GPR Amount:	\$20,527,301
					Principal Forgiveness Maximum	\$1,702,537		
2012 Cap Grant			\$24,486,720					
Lenoir	CS370393-05				\$289,250			5/13/2013
Yadkin Valley Sewer Authority	CS370541-04				\$525,000			6/11/2013
Andrews	CS370537-02				\$224,710			7/5/2013
Bessemer City, City of	CS370763-02				\$782,500			4/2/2014
Green Level	CS370917-01				\$290,004			8/27/2013
Greenville Utilities	CS370487-09					Energy	\$1,997,429	10/7/2013
Pine Knoll Shores	CS370717-01					SCM	\$315,392	5/13/2013
Hope Mills	CS370751-02					SCM	\$879,270	12/5/2013
South Granville	CS370925-02		\$29,160,000	2011				10/11/2012
Statesville	CS370395-04		\$23,373,357	2012				11/28/2012
Fayetteville PWC	CS370434-12		\$3,000,000	2011				11/15/2012
Total Equivalency:			\$55,533,357		Principal Forgiveness Minimum:	\$1,417,587	GPR Goal:	\$2,550,700
					Principal Forgiveness Amount:	\$2,111,464	Total GPR Amount:	\$3,192,091
					Principal Forgiveness Maximum	\$2,126,380		
2011 Cap Grant			\$25,761,667					
Eden	CS370458-07				\$1,000,000			8/27/2013
Spring Lake	CS370750-04				\$672,685			1/16/2013
Wallace	CS370445-05				\$69,129			11/15/2012
Forest City	CS370626-03				\$451,350			11/15/2012
Clyde	CS370755-01				\$123,500			11/7/2013
Wallace	CS370445-06				\$246,409			9/17/2013
Vanceboro	CS370450-03				\$823,249			6/14/2013
Lake Waccamaw	CS370833-01				\$473,586			11/15/2012
Elizabethtown	CS370418-04				\$397,820			1/3/2014
Parkton	CS370777-02				\$498,707			9/19/2013
Robersonville	CS370748-03				\$661,918			9/16/2013
Williamston	CS370435-07				\$1,000,000			2/12/2013
Tarboro, City of	CS370581-03				\$442,798			2/19/2014
Warrenton	CS370634-01				\$275,000			1/30/2013
Henderson	CS370444-07				\$826,082			4/8/2013
Green Level	CS370917-02				\$118,550			8/27/2013
OWASA	CS3705620-05					Energy	\$6,560,000	12/5/2012

CWSRF FFATA for FY 2023-2024
(Data Pull: July 12, 2024)

Project	Project Number	BABAA	FFATA Projects Dollars	IUP Year	PF Reported	Green Project Reserve Category (If Applicable)	Green Total	Commitment Date
GUC-08	CS370487-08		\$7,000,000	2010				5/18/2011
Morganton	CS370725-92		\$11,428,456	2011				4/24/2012
Raleigh	CS370419-13		\$15,252,952	2010				5/18/2011
Total Equivalency:			\$33,681,408	Principal Forgiveness Minimum:	\$2,469,546	GPR Goal:	\$5,330,000	
					Principal Forgiveness Amount:	\$8,080,783	Total GPR Amount:	\$6,560,000
					Principal Forgiveness Maximum	\$8,231,821		
2010 Cap Grant			\$35,547,233				\$7,354,600	
Eden	CS370458-04				\$1,000,000			1/20/2012
Wingate	CS370906-01				\$1,000,000			5/1/2012
Taylorsville	CS370700-03				\$344,674			6/14/2012
Bunn	CS370531-04				\$231,821			2/3/2012
Henderson	CS370444-05				\$494,391			7/16/2012
Belhaven	CS370503-04				\$896,168			9/18/2012
Robbinsville	CS370557-02				\$139,536			4/13/2012
Burnsville	CS370642-03				\$760,618			5/22/2012
Eden	CS370458-05				\$1,000,000			11/13/2012
Henderson	CS370444-06				\$1,000,000			11/15/2012
Red Springs	CS370433-04				\$187,572			11/28/2012
Lumberton	CS370455-02				\$1,000,000			11/28/2012
Taylorsville	CS370700-04				\$850,355			11/15/2012
Windsor	CS370703-01				\$548,395			4/9/2013
Lumberton	CS370455-03				\$967,681			6/14/2012
Spindale	CS370621-03				\$500,008			8/15/2012
Bunn	CS370531-05				\$803,000			8/15/2012
Eden	CS370458-06				\$1,000,000			1/16/2013
Edgecombe WS	CS370883-01				\$550,000			5/13/2013
Robersonville	CS370748-02				\$571,890			8/15/2012
Raleigh	CS370419-17					Reuse	\$3,810,474	4/13/2012
Raleigh	CS370419-16					SCM and Stream Rest	\$2,034,752	9/26/2012
Rocky Mount	CS370394-08					Energy	\$2,249,818	4/13/2012
Johnston County	CS370560-12					Reuse	\$300,000	4/13/2012
Jacksonville	CS370386-07					SCM	\$443,961	4/13/2012
Total Equivalency:			\$0	Principal Forgiveness Minimum:	\$5,507,429	GPR Goal:	\$7,354,600	
					Principal Forgiveness Amount:	\$13,846,109	Total GPR Amount:	\$8,839,005
					Principal Forgiveness Maximum	\$18,358,095		



Appendix I
Status of Recent CWSRF Projects



Status of Recent Projects: Clean Water State Revolving Fund

(Data pull: July 30, 2023)

Owner	Cost	ASADRA	Loan Type	Co-Funded?	Project Number	Engineering Report	Plans & Specs	Contract	Description	County	Priority Rating	Project Type	Federal Needs Category
April 2020 Deadlines													
						5/3/2021	3/1/2022	8/1/2022					
Everetts, Town of	\$609,800		PF		CS370764-01	6/9/2021	11/18/2021	3/22/2022	Collection System Improvements to facilitate merger with Town of Robersonville.	Martin		System Consolidation	
Oxford, City of	\$6,062,000		PF	0%	CS370439-09	6/30/2021	11/14/2022	ATA 5/18/2023	Rehabilitation of WWTP	Granville		Infrastructure Rehabilitation	II
Graham, City of (ASADRA)	\$35,249,000	x	PF		CS370563-04†	11/5/2020	3/3/2022	11/22/2022	Expansion of WWTP from 3.5 to 5 MGD, and relocation outside the floodplain.	Alamance		Infrastructure Expansion	II
Laurinburg, City of	\$4,721,000				CS370924-01	4/8/2021	12/10/2021	11/21/2022	Rehabilitation/replacement of WWTP headworks , influent a pump stations	Scotland		Infrastructure Rehabilitation	II
Walstonburg, Town of	\$133,980		PF		CS370830-01	6/8/2021	5/9/2022	9/6/2022	Rehabilitation of gravity sewer	Greene		Infrastructure Rehabilitation	
Randleman, City of	\$1,625,000				CS370662-04	4/22/2021	7/21/2022	8/7/2023	Replacement of tertiary filtration unit, rehabilitation of blower building, expansion of laboratory building	Randolph		Infrastructure Rehabilitation	II
Whiteville, City of	\$4,532,263				CS370534-03	(a)	(a)	(a)	Replacement and relocation of PS's out of the flood plain and 10,200 LF force mains	Columbus		Infrastructure Rehabilitation	
Reidsville, City of	\$3,920,000				CS370384-07	2/23/2022	2/15/2023	1/15/2024	Replacement and relocation of headworks outside the 100-year floodplain.	0		Infrastructure Rehabilitation	II
Southeast Regional Airport Authority	\$579,858				CS370922-01	7/1/2021	3/22/2022	11/7/2022	Rehabilitation of gravity sewer	Scotland		Infrastructure Rehabilitation	
Contentnea Metropolitan Sewerage District	\$1,645,000				CS370398-04	4/21/2021	5/19/2022	9/26/2022	Elevation of berm around WWTP above the 100-year flood elevation	Pitt		Infrastructure Rehabilitation	II
Lake Waccamaw, Town of	\$809,780				CS370833-03	3/4/2022	11/27/2023	8/23/2024	Rehabilitation of 5 pump stations, including elevated generators and electrical controls above the 100-year flood plain; and WWTF rehabilitation	Columbus		Infrastructure Rehabilitation	
Yadkin Valley Sewer Authority	\$670,000	x	PF		CS370541-09†	7/26/2021	2/22/2023	6/7/2023	Rehabilitation and replacement of aerial crossing and gravity sewer, and raise, and rehabilitate MHs.	Surry		Infrastructure Rehabilitation	III-A
Liberty, Town of	\$3,000,000	x	PF		CS370460-04†	5/14/2021	(b)	(b)	Replacement and relocation of PS out of the 100-year floodplain, rehabilitation PS, and gravity sewer	Randolph		Infrastructure Rehabilitation	
Pollocksville	\$3,000,000	x	PF		CS370664-02†	12/2/2022	2/12/2024	7/25/2024	Replacement and relocation of facilities at the WWTP out of the 100-year floodplain.	Jones		Infrastructure Rehabilitation	I
Tryon, Town of	\$2,189,950	x	PF		CS370620-02†	8/5/2021	5/3/2023	ATA 12/21/2023	Replacement of gravity sewer.	Polk		Infrastructure Rehabilitation	III-A
Total Encumbrances April 2020													
	\$68,747,631												
September 2020 Deadlines													
						12/1/2021	10/3/2022	3/1/2023					
Albemarle, City of	\$16,453,200		PF	R	CS370522-08	7/12/2022	(c)	(c)	Rehab WWTP	Stanly		Infrastructure Rehabilitation	
Benson, Town of	\$3,533,000				CS370584-05	6/1/2022	6/19/2023	(d)	Replace 3,525 LF gravity sewer; Rehab WWTP to include headworks, three screw lift pumps, and oxidation ditch aerators	Johnston		Infrastructure Expansion	II/III-B
Cape Fear Pubic Utility Authority	\$4,590,308				CS370923-13	1/11/2022	7/24/2023	ATA 1/16/2024	Replace 9,867 LF gravity sewer, 38 MHs, and 148 laterals. CIPP lining of 2,400 LF gravity sewers outfall. Rehab 9 manholes.	New Hanover		Infrastructure Rehabilitation	III-B
Eden, City of	\$7,158,982	x			CS370458-08†	11/22/2022	11/22/2022	6/8/2023	Rehab Junction PS to include pumps and raising electrical equipment; Rehab 3,000 LF gravity sewer outfall and 900 LF siphon barrels; Replace 2,700 LF gravity sewer, 31 manholes and two siphon boxes	Rockingham		Infrastructure Rehabilitation	III-B
Hendersonville, City of	\$8,627,000				CS370444-13	7/24/2023	(e)	(e)	Replace 10,620 LF gravity sewer; Rehab 2,100 LF gravity sewer; and conduct stream restoration	Henderson		Infrastructure Expansion	III-B
Hickory, City of	\$30,000,000				CS370389-23	7/27/2021	9/29/2021	9/6/2022	Install new solids handling facility.	Catawba		Infrastructure Rehabilitation	II
Macclesfield, Town of	\$3,250,000		PF	0%	CS370605-02	12/6/2021	(f)	(f)	Relocate headworks, influent pump station, tertiary filters, and operations building out of flood plain. Install secondary clarifier.	Edgecombe		Infrastructure Rehabilitation	
Murfreesboro, Town of	\$537,003		PF	0%	CS370491-06	10/11/2021	8/9/2023	5/20/2023	Replace and relocate PS out of floodplain	Hertford		Infrastructure Rehabilitation	III-B
New Bern, City of	\$855,000		GPR		CS370483-05	12/1/2021	6/6/2024	(g)	Expand existing stormwater retention pond and install stormwater pump station and force main.	Craven		Stormwater BMP	
Sanford, City of	\$500,000		PF	R	CS370432-06	9/12/2022	9/12/2022	(h)	Replace 5,400 LF gravity sewer	Lee		Infrastructure Rehabilitation	III-B
Clinton, City of	\$3,000,000	x	PF		CS370425-07†	10/11/2022	10/11/2022	7/5/2023	Replacement and relocation of Pump Station out of the floodplain	Sampson		Infrastructure Rehabilitation	II
Southern Pines	\$2,998,000	x			CS370893-01†	4/7/2022	5/4/2023	ATA 3/14/2024	Replace and Relocate pump station out of floodplain.	Moore		Infrastructure Rehabilitation	III-B
Kinston, City of	\$2,905,630		PF	R	CS370527-14	8/6/2021	6/6/2022	12/1/2022	Rehab 3,100 LF of 30-inch gravity sewer and Rehab/Replace manholes currently within the 100-year floodplain.	Lenoir		Infrastructure Rehabilitation	III-B
Selma, Town of	\$3,015,000		PF	0%	CS370561-04	10/20/2021	6/14/2024	(i)	Relocate pump station out of flood plain, Rehab pump station, and 8,800 LF gravity sewer	Johnston		Infrastructure Rehabilitation	III-B
Dunn, City of	\$2,000,000		PF	R	CS370417-06	4/7/2022	5/4/2023		Rehabilitate 26,775 LF of gravity sewer and 50 manholes	Harnett		Infrastructure Rehabilitation	
Bessemer City, City of	\$1,887,000		PF	0%	CS370763-03	3/28/2022	6/6/2023	1/1/2024	Replace pump station and 2000 LF of force main , and gravity sewer replacement	Gaston		Infrastructure Rehabilitation	III-B
Total Encumbrances September 2020													
	\$91,310,123												
April 2021 Deadlines													
						5/2/2022	3/1/2023	8/1/2023					
Dunn, City of	\$2,000,000		PF	R	CS370417-06	4/7/2022	5/4/2023		Rehabilitate 26,775 LF of gravity sewer and 50 manholes	Harnett		Infrastructure Rehabilitation	
Bessemer City, City of	\$1,887,000		PF	0%	CS370763-03	3/28/2022	6/6/2023	1/1/2024	Replace pump station and 2000 LF of force main , and gravity sewer replacement	Gaston		Infrastructure Rehabilitation	III-B
Farmville, Town of	\$500,000		PF		CS370383-05	2/7/2022	9/12/2022	5/28/2023	Replacement of 1,000 LF of gravity sewer	Pitt		Infrastructure Rehabilitation	III-B
Whitakers, Town of	\$500,000		PF		CS370579-03	7/11/2023	12/18/2023	ATA 3/14/2024	Raise a pump station above the floodway.	Edgecombe/Nash		Infrastructure Rehabilitation	IV-B

Status of Recent Projects: Clean Water State Revolving Fund

(Data pull: July 30, 2023)

Owner	Cost	ASADRA	Loan Type	Co-Funded?	Project Number	Engineering Report	Plans & Specs	Contract	Description	County	Priority Rating	Project Type	Federal Needs Category	
Laurinburg, City of	\$8,951,000		PF	R	CS370924-02†	4/5/2022	12/19/2023	ATA 3/25/2024	Rehabilitate 183,800 LF of gravity sewer.	Scotland	Infrastructure Rehabilitation		III-A	
Dunn, City of	\$3,626,000			R	CS370417-07	8/5/2022	3/22/2023	5/17/2024	Improvements to clarifiers, chlorine contact basin, and yard piping	Harnett	Infrastructure Rehabilitation		II	
Conover, City of	\$1,232,000				CS370436-06	8/5/2022	8/9/2023	8/13/2024	Replace Headworks	Catawba	Infrastructure Rehabilitation		II	
Total Encumbrances April 2021	\$18,696,000													
September 2021 Deadlines						12/1/2022	10/2/2023	3/1/2024						
Wilkesboro	\$30,000,000		PF	R	CS370829-02†	7/1/2022	(j)	(j)	WWTP expansion from 4.9 to 9 MGD.	Wilkes	Infrastructure Expansion		II	
Pikeville	\$500,000		PF		CS370475-03	11/14/2022	(k)	(k)	Replace 1,500 LF of gravity sewer.	Wayne	Infrastructure Rehabilitation			
Manteo, Town of	\$1,882,030			R	CS370798-03	1/11/2023	10/16/2023	ATA 3/12/2024	Install UV Disinfection and new generator at WWTP.	Dare	Infrastructure Rehabilitation		II	
Cape Fear Public Utility Authority	\$5,149,900			GPR	CS370923-14	12/5/2022	10/24/2023	ATA 3/25/2024	Replace pump station. Eliminate another pump station with gravity sewer.	New Hanover	Infrastructure Rehabilitation			
Belmont	\$15,095,034				CS370702-07	(l)	(l)	(l)	Decomission the Belmont WWTP, and a new 7 MGD pump station and force main to Charlotte Water system.	Belmont	Infrastructure Rehabilitation			
Durham County	\$19,298,025				CS370575-04	(m)	(m)	(m)	Relocate and expand pump station outside of 500 year flood plain, and expand gravity sewer.	Durham	Infrastructure Expansion			
Total Encumbrances September 2021	\$71,924,989													
May 2022 Deadlines						5/1/2023	3/1/2024	8/1/2024						
Hertford, Town of	\$73,290		PF		x	CS370526-05	11/3/2023	11/3/2023	11/3/2023	Replace pump station, rehab 8,200 lf gravity sewer. Electrical upgrades at WWTP.	Perquimans	Infrastructure Rehabilitation		III-B
Yadkin Valley Sewer Authority	\$181,200		PF			CS370541-10	7/19/2023	7/19/2023	7/19/2023	Rehab 72 manholes and 27,060 LF gravity sewer. Replace 4,700' of sewer	Surry	Infrastructure Rehabilitation		III-B
Bryson City, Town of	\$1,998,400		PF	0%	x	CS370845-03	(p)	(p)	(p)	Replace WWTP with oxidation ditch, expanding capacity from 0.6 to 1.2 MGD, New lab, office. Replace and expand sewer main to plant. Ceramic lining of sewer.	Swain	Infrastructure Expansion		
Morehead City, Town of	\$1,000,000		PF	R	x	CS370567-05	(q)	(q)	(q)	WWTP improvements, including pH control and polymer feed for metals removal, effluent storage, pumping, and outfall.	Carteret	Infrastructure Rehabilitation		
Graham, City of	\$30,000,000		PF	0		CS370563-04†	11/5/2020	11/5/2020	11/5/2020	Expansion of WWTP from 3.5 to 5 MGD, and relocation outside the floodplain.	Alamance	Infrastructure Expansion		II
Thomasville, City of	\$1,000,000		PF	R	x	CS370619-08	5/4/2023	5/4/2023	5/4/2023	Upgrade/upsized pump station and associated force main.	Davidson	Infrastructure Expansion		IV-B
Pilot Mountain, Town of	\$1,922,000		PF	0%	x	CS370545-05	7/31/2023	7/31/2023	7/31/2023	Replace WWTP headworks, RAS/WAS pump station, chemical feed building; upgrade aeration basin, chlorine contact, sludge holding, dewatering, effluent pump station, and operations building. Rehab electrical and install new generator.	Surry	Infrastructure Rehabilitation		II
Oxford, City of	\$4,561,720			R	x	CS370439-10	6/4/2024	6/4/2024	6/4/2024	Rehab 14,000 lf sewer.	Granville	Infrastructure Rehabilitation		
Troutman, Town of	\$687,500				x	CS370580-06	9/7/2023	9/7/2023	9/7/2023	CCTV 42,000 lf sewer; CIPP 21,000 lf sewer; repair/replace 20 services, 10 point repairs, and 142 manholes.	Iredell	Infrastructure Rehabilitation		III-B
Laurinburg, City of	\$10,315,000					CS370924-01	4/8/2021	4/8/2021	4/8/2021	Replacing headworks, influent and EQ pump station	Scotland	Infrastructure Rehabilitation		II
Hobgood, Town of	\$2,793,770			GPR		CS370610-01	(v)	(v)	(v)	Install engineered stormwater drainage feature.	Halifax	Stormwater BMP		
Total Encumbrances May 2022	\$54,532,880													
September 2022 Deadlines						9/1/2023	7/1/2024	12/31/2024						
Pikeville, Town of	\$2,832,635		PF		x	CS370475-04	5/8/2024	5/8/2024		Wayne	Infrastructure Rehabilitation			
Southport, City of	\$8,544,320				x	CS370714-04	6/19/2024	6/19/2024		Brunswick	Infrastructure Rehabilitation			
Lexington, City of	\$27,979,000		PF	R		CS370617-04	7/11/2024	7/11/2024		Davidson	Infrastructure Rehabilitation			
Spindale, Town of	\$7,209,740		PF	R		CS370621-06	(z)	(z)		Rutherford	Infrastructure Rehabilitation			
Williamston, Town of	\$8,672,000		PF	0%		CS370435-07	12/21/2023	12/21/2023		Martin	Infrastructure Rehabilitation			

Status of Recent Projects: Clean Water State Revolving Fund

(Data pull: July 30, 2023)

Owner	Cost	ASADRA	Loan Type	Co-Funded?	Project Number	Engineering Report	Plans & Specs	Contract	Description	County	Priority Rating	Project Type	Federal Needs Category
Severn, Town of	\$1,403,575		GPR		CS370448-01	(aa)	(aa)		Existing 30 wide x10 deep trapezoidal runoff channel is deteriorated and this project is to install a more natural stream profile through the affected area (existing trapezoid runoff channel) with streambank stabilization. As well as establishing BMP's that will allow some offline detention during high flows to increase water quality and to allow some additional advantage to nuisance flood capacity.	Northampton		Stormwater BMP	
Cumberland County	\$1,822,383		GPR		CS370929-02	(bb)	(bb)		Upgrade landfill gas collection and treatment system and allow for expanded landfill footprint and increase gas collection/treatment capability.	Cumberland		Infrastructure Expansion	
Total Encumbrances September 2022		\$58,463,653											
April 2023 Deadlines						5/1/2024	3/3/2025	8/1/2025					
Beech Mountain, Town of	\$2,961,490				CS370812-02	4/4/2024			Improve collection system tributary to Pond Creek WWTF: CCTV, smoke test, and prioritize reahab work for MH's and pipe (like-for-like). 12,100 LF of 8-inch CCTV, 3,800 LF of 12-inch CCTV, rehab 3,850 of 8 & 12-inch gravity pipe, and replacement of 800 LF of 8 & 12-inch gravity pipe, 32 point reahabs, rehab 100 MH's, raise 37 MH's and associated rehab of services.	Watauga		Infrastructure Expansion	
Princeton, Town of	\$224,000		PF	0%	x	CS370585-03	4/15/2024		New pump station and FM to provide for two residences on failing septic	Johnston		Infrastructure Rehabilitation	
Farmville, Town of	\$3,023,000		PF	R	x	CS370383-06	(cc)		Rehabilitation of tertiary filters, pump station and upsize reuse water line.	Pitt		Reclaimed Water	
Enfield, Town of	\$4,880,956		PF			CS370498-03	(dd)		WWTP repair/replacemnts and rehab/replacement of approximately 21,260 lf of 8-inch and 10-inch gravity sewer	Halifax		Infrastructure Rehabilitation	
Edgecombe County	\$1,362,050		PF	0%		CS370832-01	5/20/2024		Extend sewer services to a Mobile Home Park, installation of approx 6,000 LF 8-inch gravity sewer to MHP for removal of 91 existing septic	Edgecombe		Resolve Failed Infrastructure	
Dunn, City of	\$2,805,150		PF	R		CS370417-08	(ee)		Two stomwater projects in the city, each will reroute runoff to new stormwater wetlands. City has SW earmark, was awarded LASII construction funding	Harnett		Stormwater BMP	
Cape Fear Public Utility Authority	\$35,000,000					CS370923-15	(ff)		Replacement and expansion of existing Southside WWTP from 12 MGD to 16 MGD	New Hanover		Infrastructure Expansion	
Nashville, Town of	\$595,830		PF	0%		CS370554-01	(gg)		Abandon 23 septic tanks and tie onto proposed 1,500 LF of 8-inch gravity; and replace SCADA; and install by-pass Surry PS	Nash		Service to Disadvantaged Areas	
Plymouth, Town of	\$9,012,820		PF	0%		CS370500-06	(hh)		Applicant is or partnering with a utility designated as distressed.	Washington		Infrastructure Rehabilitation	
Burnsville, Town of	\$2,800,000		PF	R		CS370642-03	(ii)		Construction of a new 0.5 MGD treatment train at the existing plant to replace headworks, improve chemical feed system, aeration and site, eliminate chlorine gas disinfection system, add a new lab building and modify piping.	Yancey		Infrastructure Rehabilitation	
Lowell, City of	\$7,905,060		PF	R		CS370748-01	(jj)		Conversion of existing wwtp to pump station and installation of new force main to transfer flows to regional pump station and treatment facility. Modifications of regional pump station to accept additional flows.	Gaston		Infrastructure Expansion	
Clarkton, Town of	\$5,385,000		PF	R		CS370462-03	(kk)		1) Find-and fix project: Clean/CCTV of approx. 61,500 lf gravity sewer, 458 sewer service cleanouts, and 200 MH evaluations; Upon investigation replace/rehab approx. 20,000 lf gravity sewer and sewer servies and 115 MHs. 2)At WWTP, install bypass piping around the UV system, raise the walls of the chlorine contact chamber above the 100-yr floodplain, and install chlorination/dichlorination equipmen; 3) construction of approx. 235 LF of flood wall with flood gate around the existing Hwy 211 PS to mitigate against future flooding.	Bladen		Infrastructure Rehabilitation	
Spindale, Town of	\$5,390,260		PF			CS370621-07	(ll)		Replacement of ~7,500 LF of 6" VCP pipe (to 8" per 15A NCAC 2T .0305(i)(1) and MDC), rehab of ~ 9,000 LF of 8" VCP pipe (w/ CIPP), replacement/rehab of 65 manholes (replace 6-4' diam MHs, 2 doghouse manholes, cementitious & epoxy coat 60 manholes each & abandon existing manholes), replace/repair 4" laterals, CCTV inspections (pre & post lining) & replace ~500 LF of 18" ductile iron aerial interceptor line that crosses Holland's Creek.	Rutherford		Infrastructure Rehabilitation	
Hillsborough, Town of	\$1,116,730		PF	R		CS370601-02	2/14/2024		The Lawndale Sewer Rehabilitation project will rehabilitate or replace all gravity sewers in the Lawndale sewer basin with no expansion. The Lawndale sewer basin consists of approximately 6,600 LF of 8" sewer main, 28 manholes, and one duplex lift station.	Orange		Infrastructure Rehabilitation	

Status of Recent Projects: Clean Water State Revolving Fund

(Data pull: July 30, 2023)

Owner	Cost	ASADRA	Loan Type	Co-Funded?	Project Number	Engineering Report	Plans & Specs	Contract	Description	County	Priority Rating	Project Type	Federal Needs Category																												
Waynesville	\$4,877,100				CS370930-01				This project seeks to replace the \$24,545,900 loan awarded with Proj. CS370930-01 & initial LOIF 7/19/19 (\$17.4M) and then increased w/ final 7/14/22 approval ltr. Project to include replacement/rehab of WWTP w/ no increase in capacity incl.: replacement of headworks w/ new mechanical fine screens, vortex grit removal & grit classifier; replace primary clarifiers w/ disk filters; install influent pump sta w/ 4 submersible solids handling pumps; rehab of existing aeration basins incl concrete rehab, replace air piping & new aeration diffusers; install new aeration blowers with frequency drives; rehab of existing secondary clarifiers incl raising wall height, new sludge & scum removal systems & effluent troughs; replace RAW/WAS pumps; convert existing blower bldg to chemical feed with tanks; construct non-potable reuse system for backwashing; replace components in primary & secondary sludge thickeners; rehab belt filter press w/ polymer feed system & control panel.	Haywood		Infrastructure Rehabilitation																													
Total Encumbrances April 2023		\$87,339,446																																							
September 2023 Deadlines		<table border="0"> <tr> <td></td> <td></td> <td></td> <td></td> <td></td> <td></td> <td></td> <td></td> <td></td> <td></td> <td></td> <td></td> <td></td> <td></td> </tr> <tr> <td></td> <td></td> <td></td> <td></td> <td></td> <td></td> <td>8/1/2024</td> <td>9/25/2025</td> <td>11/7/2025</td> <td></td> <td></td> <td></td> <td></td> <td></td> </tr> </table>																																8/1/2024	9/25/2025	11/7/2025					
						8/1/2024	9/25/2025	11/7/2025																																	
Eureka, Town of	\$11,999,900		PF	0%	SRF-W-0001				Rehab and replace of gravity and forcemain sewer, and sewer pump station.	Wayne		Nonviable System																													
Hertford, Town of	\$4,840,760		PF	0%	SRF-W-0002				Prioritize rehab/replace of WWTP electrical components and treatment units.	Perquimans		Infrastructure Rehabilitation																													
Cape Fear Public Utility Authority	\$35,000,000				CS370923-15				Replace and expand current 12 MGD Southside WWTP to 16 MGD.	New Hanover		Infrastructure Expansion																													
Washington, City of	\$3,694,925				SRF-W-0004				Replace of approx 6,600 ft force main and pumps. PCPG awarded Spring 2022 for project design SRP-W-ARP-0256	Beaufort		Infrastructure Rehabilitation																													
Rhodhiss, Town of	\$851,000		PF	0%	SRF-W-0005				Rehab/Replace of approximately 531 lf gravity sewer, broken cleanouts, and manholes for I/I reduction. Items removed from CDBG-13-1-2536 and SRP-W-17-0117 due to funding constraints	Burke, Caldwell		Infrastructure Rehabilitation																													
Hobgood, Town of	\$1,420,824		PF		SRF-W-0006				Project will replace the pumps, control panels, and flow meters at 3 lift stations with new equipment and update SCADA.	Halifax		Infrastructure Rehabilitation																													
Whiteville, City of	\$6,800,000		PF	R	SRF-W-0007				Replace and Rehab of gravity sewer, and upgrades at two lift stations.	Columbus		Infrastructure Rehabilitation																													
Bay River Metropolitan Sewage District	\$2,975,750		PF	R	SRF-W-0008				Rehab lagoon, surface aerators, and emergency generator at Oriental WWTF.	Pamlico		Infrastructure Rehabilitation																													
Ahoskie, Town of	\$4,157,400		PF	R	SRF-W-0009				Replace approximately 7,550 lf of 10" gravity sewer, rehab 1,000 lf of 10" gravity sewer & 19 MHS, replace 75 sewer services.	Hertford		Infrastructure Rehabilitation																													
Walstonburg, Town of	\$791,000		PF		SRF-W-0010				Replace/rehab pump station, sewer line, and SCADA.	Greene		Infrastructure Rehabilitation																													
Gates County	\$2,217,816		PF	0%	SRF-W-0011				Removal & replacement of lining on lagoon, repairs on spray irrigation field, installation of emergency generator and SCADA, replacement of chemical feed system & installation of new flow meter.	Gates		Infrastructure Rehabilitation																													
Ayden, Town of	\$500,000		PF		SRF-W-0012				Replace of approximately 1400 lf VCP gravity sewer and 8 manholes.	Pitt		Infrastructure Rehabilitation																													
Wayne County	\$2,877,000				SRF-W-0013				Replace/Rehab of 5,800 ft sewer, 35 manholes, and pump station with no increase in capacity. Project identified from AIA.	Wayne		Infrastructure Rehabilitation																													
Louisburg, Town of	\$630,000		PF	R	SRF-W-0014				Replace of rotors in oxidation ditches No. 1 and No. 3.	Franklin		Infrastructure Rehabilitation																													
Johnston County	\$8,960,000				SRF-W-0015				Expansion and upgrades of Four Oaks, Holt Lake and Neuse River PSS.	Johnston		Infrastructure Expansion																													
Fayetteville Public Works Commission	\$9,588,700		GPR		CS370434-15				Construct of 14,000 ft of gravity sewer to eliminate 6 lift stations and divert flow to a new outfall.	Cumberland		Infrastructure Expansion																													
September 2023 Total Encumbrances		\$97,305,075																																							

- † Projects designated as FFATA projects.
- (a) Project delayed due to surveyors and geotechnical report.
- (b) Delayed submissions now under review.
- (c) Plans and specifications not submitted.
- (d) ARPA Earmarks being used.
- (e) Milestone deadlines extended. Waiting on plans & specs.
- (f) Waiting for response to plans & specifications comments.
- (g) Bidding underway.
- (h) Deadlines extended due to project redesign.
- (i) Deadlines extended.
- (k) Waiting on plans & specifications submittal.
- (l) ER/EID modified due to alignment change.
- (m) Awaiting approval of FONSI.
- (n) Plans & specifications under review.
- (o) Plans & specification submittal expected.
- (p) Waiting on FONSI approval.
- (q) ER being revised.
- (r) Plans & specifications under review.

Status of Recent Projects: Clean Water State Revolving Fund

(Data pull: July 30, 2023)

Owner	Cost	ASADRA	Loan Type	Co-Funded?	Project Number	Engineering Report	Plans & Specs	Contract	Description	County	Priority Rating	Project Type	Federal Needs Category
-------	------	--------	-----------	------------	----------------	--------------------	---------------	----------	-------------	--------	-----------------	--------------	------------------------

- (s) Plans & specifications under review.
- (t) Deadlines extended.
- (u) Deadlines extended.
- (v) Waiting on ER submittal.
- (w) Waiting on plans & specifications.
- (x) Deadline extended.
- (y) Deadline extended.
- (z) ER not submitted.
- (ii) Need reason for missed deadline.
- (aa) Deadlines extended.
- (bb) Deadlines extended.
- (cc) Waiting on reponse to ER comments.
- (dd) Deadlines extended.
- (ee) Deadlines extended.
- (ff) Waiting on FONSI approval.
- (gg) ER not submitted.
- (hh) ER not submitted.
- (ii) ER Not submitted.
- (jj) ER pending approval letter.
- (kk) Deadlines extended.
- (ll) ER not submitted.



Appendix J
Status of Recent BIL CWSRF-EC Projects



Status of Recent Projects: Bipartisan Infrastructure Law Clean Water State Revolving Fund - Emerging Contaminants Projects
 (Data pull: July 30, 2024)

Owner	Cost	EC Type	Co-Funded	Project Number	Engineering Report	Plans & Specs	Contract	Description	County	Federal Needs Category
July 2023 Funding Deadlines					8/1/2024	9/25/2025	11/7/2025			
Cumberland County	\$5,304,960	Construction		SRF-W-EC-0001				Install RO system to reduce PFAS.	Cumberland	
Lumberton, City of	\$500,000	Study		SRF-W-EC-0002				Pilot testing for efficient removal PFAS from effluent and sludge holding basin.	Robeson	
July 2023 Total Encumbrances		\$5,804,960								



Appendix K
DWSRF Funds Distributed and Remaining During FY 2023-2024



DWSRF Funds Disbursed and Remaining for Active Projects: FY 2023-2024
(Data Pull: July 12, 2024)

Project				Funding			
Project #	EC/LSLR	Type [†]	Local Government Unit	Project	Request	Actual Paid	Remaining
1778			Brevard, City of	Construct 2 ground storage tanks each 0.75 MG to replace ex 1.0 MG	\$ 2,641,100	\$ 2,526,228	\$ 114,872
September 2015 Funding Cycle							
1915			Marshville, Town of	Replacement of existing single-pump BPS with duplex BPS and backup generator; replacement of the sole transmission route from the BPS with 4,800 feet of 6-inch waterline; and extension of 1,800 feet of 6-inch waterline to provide distribution redundancy and close a hydraulic loop	\$ 1,100,312	\$ 781,118	\$ 319,194
September 2016 Funding Cycle							
1920			Henderson, City of	Rehabilitation of Kerr Lake Regional Water System WTP to improve clarification system to reduce solids carryover, structural repairs to clearwell and installation a new passenger elevator. Also includes addition of new activated carbon system and new clearwell baffling, installation of a 5th filter to improve performance at peak flow without expanding plant capacity.	\$ 31,893,000	\$ -	\$ 31,893,000
September 2017 Funding Cycle							
1934			Chowan County	Valhalla WTP Backwash Solids Handling	\$ 6,421,500	\$ -	\$ 6,421,500
1936			Oxford, City of	2018 Water Line Replacements	\$ 4,257,854	\$ 3,448,083	\$ 809,771
1937			Winston-Salem, City of	Neilson WTP Modernization	\$ 100,000,000	\$ 68,853,361	\$ 31,146,639
1939			North Wilkesboro, Town of	McAdams & Associates, Inc.	\$ 3,046,863	\$ 1,201,694	\$ 1,845,169
1940			Hendersonville, City of	New French Broad River Intake and Mills River Intake Relocation	\$ 23,514,035	\$ 18,642,527	\$ 4,871,508
April 2018 Funding Cycle							
1952			Oxford, City of	Installation of 8,400 feet of water lines in previously approved project, replacement of 2,050 feet of waterlines, and installation of 450 feet of new waterline to form loops	\$ 4,253,696	\$ 3,253,696	\$ 1,000,000
1945			Greene County	Conversion of disinfection at seven wells from gaseous chlorine to liquid chlorine	\$ 691,500	\$ -	\$ 691,500
1953			Robersonville, Town of	Replacement of 6,170 feet of waterline including the abandonment of 4,850 feet of 2-inch waterline	\$ 389,650	\$ 389,650	\$ -
1948			Johnston County	Installation of various process and capital upgrades to improve the operability and efficiency of the plant	\$ 4,510,000	\$ 4,284,500	\$ 225,500
1944			Edenton, Town of	Rehabilitation of four wells, installation of new finished water pump and construction of a new 0.5 MG ground storage tank to increase plant capacity from 0.8 MGD to 1.3 MGD	\$ 1,999,950	\$ 1,665,901	\$ 334,049

DWSRF Funds Disbursed and Remaining for Active Projects: FY 2023-2024
(Data Pull: July 12, 2024)

Project #		Project		Funding			
EC/LSLR	Type [†]	Local Government Unit	Project	Request	Actual Paid	Remaining	
1950		Lincoln County	Installation of 8 miles of 12-inch waterline and a new booster pump station to improve the connection with the City of Lincolnton's WTP	\$ 7,513,965	\$ 7,326,879	\$ 187,086	
October 2018 Funding Cycle							
1956		Elizabeth City, City of	Raw Water Reservoir Rehabilitation	\$ 2,426,733	\$ 1,136,865	\$ 1,289,868	
1959		Grifton, Town of	2018 Water System Improvements	\$ 39,214	\$ 39,214.00	\$ -	
1962		Sampson County	Faison Highway Iron & Manganese Treatment System and Raw Water Main -- Phase II	\$ 883,000	\$ 881,027	\$ 1,973	
1965		Saratoga, Town of	2018 Speight School Road Metered Interconnection Upgrade	\$ 757,867	\$ -	\$ 757,867	
April 2019 Funding Cycle							
1974		Seaboard, Town of	2019 Seaboard Water Distribution System Improvements	\$ 999,280	\$ 838,077	\$ 161,203	
1975		Pilot Mountain, Town of	Pilot Mountain Water Line Replacement -- Simmons & Sunset Dr.	\$ 379,795	\$ 366,463	\$ 13,332	
1976		North Wilkesboro, Town of	Yadkin River Raw Water Intake	\$ 6,735,310	\$ -	\$ 6,735,310	
1980		Orange Water and Sewer Authority	Water Treatment Plant Belt Filter Press #1 Replacement	\$ 5,585,890	\$ 3,336,059	\$ 2,249,831	
1981		Orange Water and Sewer Authority	West Cameron Avenue Water Main Replacement	\$ 5,040,191	\$ 4,455,032	\$ 585,159	
1983		Orange Water and Sewer Authority	University Lake Permanganate Facility	\$ 4,212,500	\$ 3,812,635	\$ 399,865	
September 2019 Funding Cycle							
1985		Bethel, Town of/GUC	Replace 2-inch waterline with 6-inch, replace residential water meters to align with Greenville Utilities Commission (GUC), replace Well #2, rehabilitate Well #3, and develop water system model to allow Bethel to consolidate with GUC	\$ 1,367,000	\$ 529,847	\$ 837,153	
1989		Louisburg, Town of	Replace 5,750 feet of 4-inch and 6-inch waterlines along North Main, John and Williams Streets and Sunset Avenue with 6-inch and 10-inch waterlines, and install new 16-inch shutoff valve at Church Street and Sunset Avenue	\$ 1,528,000	\$ -	\$ 1,528,000	
1990		Cape Fear Public Utility Authority	Replace twin 24-inch above-ground transmission mains with aged and decaying supports with a single largely below-ground 30-inch main to reduce risk of failure such as washout	\$ 13,785,950	\$ -	\$ 13,785,950	
1993		City of Charlotte / Charlotte Water	Install 30,000 LF of new 36-inch diameter water main to connect existing 48-inch transmission main to an elevated water storage tank	\$ 11,000,000	\$ 10,450,000	\$ 550,000	
April 2020 Funding Cycle							
1996		Belhaven, Town of	Water Line Replacement, Water St., Edwards St., Riverview St.	\$ 208,140	\$ -	\$ 208,140	
1997		Rockingham County	Hogan's Creek Water Booster Pump Station Relocation and Flood Protection	\$ 1,791,500	\$ 1,112,725	\$ 678,775	

DWSRF Funds Disbursed and Remaining for Active Projects: FY 2023-2024
(Data Pull: July 12, 2024)

Project				Funding			
Project #	EC/LSLR	Type [†]	Local Government Unit	Project	Request	Actual Paid	Remaining
1998			Fayetteville Public Works Commission	PO Hoffer WTP/Glenville Lake WTP Reliability Improvements	\$ 15,719,300	\$ -	\$ 15,719,300
2000			Brevard, City of	Finish Water Storage Tank	\$ 2,858,050	\$ 2,625,847	\$ 232,203
2004			Stokes County	Stokes-Danbury / Meadows Area Interconnection	\$ 5,208,600	\$ -	\$ 5,208,600
2005			Pamlico County	Grantsboro-Kershaw WTP Treatment Improvements	\$ 3,747,000	\$ -	\$ 3,747,000
2006			Pender County (former Scott's Hill Water Dis	Elevated Water Tank and Associated Improvements	\$ 13,187,000	\$ -	\$ 13,187,000
2007			Rocky Point Topsail Water and Sewer Distric	RO Water Treatment Plant and Associated Improvements	\$ 84,311,486	\$ -	\$ 84,311,486
2009			Washington, City of	WTP Emergency Generator	\$ 409,160	\$ 43,375	\$ 365,785
September 2020 Funding Cycle							
2010			Lumberton, City of	2020 Well Replacement	\$ 2,316,900	\$ 356,450	\$ 1,960,450
2011			Dunn, City of	Raw Water Electrical Relocation and 24" Line Replacement	\$ 3,515,000	\$ -	\$ 3,515,000
2012			Surf City, Town of	Water System Resiliency Projects	\$ 6,805,000	\$ -	\$ 6,805,000
2013			Johnston County	2022 AC Water Main Replacement	\$ 6,289,100	\$ 4,717,726	\$ 1,571,374
2014			Reidsville, City of	Redundant Water Supply Line	\$ 4,654,000	\$ -	\$ 4,654,000
2015			Elm City, Town of	Water Filtration and Emergency Backup Generation	\$ 497,272	\$ -	\$ 497,272
2017			Brunswick County	2020 City of Navasa Water Distribution System Rehabilitation	\$ 2,218,967	\$ -	\$ 2,218,967
2018			Davie County	Water Supply Improvements Project	\$ 41,051,620	\$ 6,013,610	\$ 35,038,010
2019			Oxford, City of	Kerr Lake Regional Water Treatment Plant Upgrades	\$ 6,000,000	\$ -	\$ 6,000,000
2020			Cleveland County Water	Flocculation and Sedimentation Improvements	\$ 2,750,000	\$ -	\$ 2,750,000
April 2021 Funding Cycle							
2029			Edgecombe County	2021 Kingsboro Industrial Park Water System Improvements	\$ 500,000	\$ -	\$ 500,000
2028			Franklin, Town of	Phase II Water Treatment Plant Improvements	\$ 8,889,000	\$ -	\$ 8,889,000
2027			Grifton, Town of	2021 Water System Improvements	\$ 490,200	\$ -	\$ 490,200
2025			Sanford, City of	Sanford WTP Expansion	\$ 115,000,000	\$ -	\$ 115,000,000
2023			Beech Mountain, Town of	2022 Water System Rehabilitation Project	\$ 3,175,624	\$ -	\$ 3,175,624
September 2021 Funding Cycle							
2031			Scotland Neck, Town of	Phase 2 Water Improvements	\$ 1,116,697	\$ -	\$ 1,116,697
2032			Fuquay Varina	Sanford WTP Expansion	\$ 54,000,000	\$ -	\$ 54,000,000
2033			Siler City	Water Pressure Project / Homewood Acres	\$ 826,355	\$ -	\$ 826,355
2034			Lucama	2021 Water Line Replacement and Elevated Storage Tank	\$ 1,405,000	\$ -	\$ 1,405,000
2035			Junaluska Sanitary District	Oak Park Water Line Replacement	\$ 3,961,316	\$ -	\$ 3,961,316
May 2022 Funding Cycle							
2024			Laurinburg, City of	Distribution System Improvements Phase 2	\$ 7,150,000	\$ 3,734,518	\$ 3,415,482
2038			Andrews, Town of	Replace 4,400 LF transmission main.	\$ 250,397	\$ -	\$ 250,397
2040			Scotland Neck	Phase 3 Water Improvements	\$ 45,042	\$ -	\$ 45,042
September 2022 Funding Cycle							
2041			Cumberland County	Gray's Creek Water Extension	\$ 25,402,984	\$ -	\$ 25,402,984

DWSRF Funds Disbursed and Remaining for Active Projects: FY 2023-2024
(Data Pull: July 12, 2024)

Project					Funding		
Project #	EC/LSLR	Type [†]	Local Government Unit	Project	Request	Actual Paid	Remaining
2042			Pittsboro, Town of	Pittsboro WTP - UV-AOP Treatment Facilities	\$ 12,224,000	\$ -	\$ 12,224,000
2043			Pittsboro, Town of	Pittsboro WTP - Additional PFAS Treatment Facilities	\$ 5,680,000	\$ -	\$ 5,680,000
2044			Oxford, City of	Oxford Water System Expansion & Enhancement, Phase 5	\$ 3,644,695	\$ -	\$ 3,644,695
April 2023 Funding Cycle							
2045			AQUA North Carolina, Inc.		\$ 2,342,800	\$ -	\$ 2,342,800
2046			AQUA North Carolina, Inc.		\$ 1,031,875	\$ -	\$ 1,031,875
2047			Plymouth, Town of		\$ 7,323,702	\$ -	\$ 7,323,702
2049			Washington, City of		\$ 6,154,000	\$ -	\$ 6,154,000
September 2023 Funding Cycle							
SRF-D-2051			Neuse Regional W&S	PFAS Treatment	\$ 25,000,000	\$ -	\$ 25,000,000
SRF-D-2050			Cumberland County	Gray's Creek Phase 1	\$ 2,637,000	\$ -	\$ 2,637,000
SRF-D-2052			Fayetteville Public Works Commission	Town-Wide Water System Improvements	\$ 25,000,000	\$ -	\$ 25,000,000
SRF-D-2053			Carolina Water Service, Inc	PO Hoffer Glenville Lake GAC Construction	\$ 495,580	\$ -	\$ 495,580
SRF-D-2057			Warrenton, Town of		\$ 1,564,600	\$ -	\$ 1,564,600
September 2023 Funding Cycle - Emerging Contaminants							
SRF-D-EC-0001	EC	C	Cumberland County	Gray's Creek Phase 1	\$ 5,000,000	\$ -	\$ 5,000,000
SRF-D-EC-0002	EC	C	Neuse Regional Water and Sewer Authority	PFAS Treatment	\$ 5,000,000	\$ -	\$ 5,000,000
SRF-D-EC-0003	EC	C	Fayetteville Public Works Commission	PO Hoffer Glenville Lake GAC Construction	\$ 5,000,000	\$ -	\$ 5,000,000
SRF-D-EC-0004	EC	S	Neuse Regional Water and Sewer Authority	PFAS Treatment Study	\$ 500,000	\$ -	\$ 500,000
SRF-D-EC-0005	EC	S	Fayetteville Public Works Commission	PO Hoffer Glenville GAC Design	\$ 500,000	\$ -	\$ 500,000
SRF-D-EC-0006	EC	S	Carthage, Town of	PFAS Compliance Planning Study	\$ 400,000	\$ -	\$ 400,000
SRF-D-EC-0007	EC	S	Martin County Regional Water and Sewer Au	PFAS Eval. & Assessment Study for WTP	\$ 500,000	\$ -	\$ 500,000
SRF-D-EC-0008	EC	S	Graham, City of	Drinking Water EC Study	\$ 500,000	\$ -	\$ 500,000
SRF-D-EC-0009	EC	S	Norwood, Town of	Norwood PFAS Study Project	\$ 500,000	\$ -	\$ 500,000
SRF-D-EC-0010	EC	S	Siler City, Town of	PFOS Compliance Planning Study	\$ 400,000	\$ -	\$ 400,000
SRF-D-EC-0011	EC	S	South Granville Water and Sewer Authority	Pilot Evaluation and Planning Study	\$ 500,000	\$ -	\$ 500,000
SRF-D-EC-0012	EC	S	Harnett County	Harnett Regional WTP PFAS Pilot Study	\$ 500,000	\$ -	\$ 500,000
SRF-D-EC-0013	EC	S	Johnston County	TGB WTP PFAS Treatment Study	\$ 330,000	\$ -	\$ 330,000
SRF-D-EC-0014	EC	S	Pender County (Rocky Point Topsail Water a	PFAS Treatment Alternatives Study	\$ 400,000	\$ -	\$ 400,000
SRF-D-EC-0015	EC	S	Burlington, City of	City of Burlington EC Study	\$ 500,000	\$ -	\$ 500,000
SRF-D-EC-0016	EC	S	Lumberton, City of	PFAS Study Water Treatment Plant	\$ 500,000	\$ -	\$ 500,000
SRF-D-EC-0017	EC	S	Piedmont Triad Regional Water Authority	PFAS Study- RO Treatment System	\$ 500,000	\$ -	\$ 500,000
September 2023 Funding Cycle - Lead Service Line Replacement							
SRF-D-LSL-0001	LSLR	I	Maysville, Town of	Maysville Lead Service Line Inventory	\$ 73,300	\$ -	\$ 73,300
SRF-D-LSL-0002	LSLR	I	Walstonburg, Town of	Walstonburg Lead Service Line Inventory	\$ 40,700	\$ -	\$ 40,700
SRF-D-LSL-0003	LSLR	I	Jonesville, Town of	Lead and Copper Service Replacement	\$ 1,854,000	\$ -	\$ 1,854,000

DWSRF Funds Disbursed and Remaining for Active Projects: FY 2023-2024
(Data Pull: July 12, 2024)

Project #	Project		Local Government Unit	Project	Funding		
	EC/LSLR	Type [†]			Request	Actual Paid	Remaining
SRF-D-LSL-0004	LSLR	I	Princeton, Town of	Princeton Lead Service Line Inventory	\$ 76,050	\$ -	\$ 76,050
SRF-D-LSL-0005	LSLR	R	Granite Falls, Town of	Lead and Copper Service Replacement	\$ 3,998,000	\$ -	\$ 3,998,000
SRF-D-LSL-0006	LSLR	I	Ansonville, Town of	Ansonville Lead Service Line Inventory	\$ 68,650	\$ -	\$ 68,650
SRF-D-LSL-0007	LSLR	R	Newton, City of	Lead and Copper Service Replacement	\$ 2,000,000	\$ -	\$ 2,000,000
SRF-D-LSL-0007	LSLR	R	Newton, City of	Lead and Copper Service Replacement	\$ 1,998,000	\$ -	\$ 1,998,000
SRF-D-LSL-0008	LSLR	I	Burke County	Lead Service Line Inventory Project	\$ 200,000	\$ -	\$ 200,000
SRF-D-LSL-0009	LSLR	I	Jonesville, Town of	Lead & Copper Assessment	\$ 400,000	\$ -	\$ 400,000
SRF-D-LSL-0010	LSLR	I	Aqua North Carolina, Inc	AQUA Statewide Lead Service Line Inventory	\$ 1,000,000	\$ -	\$ 1,000,000
SRF-D-LSL-0010	LSLR	I	Aqua North Carolina, Inc	AQUA Statewide Lead Service Line Inventory	\$ 603,300	\$ -	\$ 603,300
SRF-D-LSL-0011	LSLR	F&R	Asheville, City of	Lead Service Line Find & Replace Project	\$ 1,995,500	\$ -	\$ 1,995,500
SRF-D-LSL-0012	LSLR	R	Cape Fear Public Utility Authority	Lead Gooseneck and Galvanized Water Service Lateral Replacement	\$ 4,161,150	\$ -	\$ 4,161,150
SRF-D-LSL-0013	LSLR	I	Dunn, City of	City of Dunn's Lead and Copper Service Assessment	\$ 500,000	\$ -	\$ 500,000
SRF-D-LSL-0014	LSLR	I	Pine Level, Town of	Pine Level Lead Service Line Inventory	\$ 113,150	\$ -	\$ 113,150
SRF-D-LSL-0015	LSLR	I	Ranlo, Town of	Lead and Copper Service Assessment	\$ 400,000	\$ -	\$ 400,000
SRF-D-LSL-0016	LSLR	I	Smithfield, Town of	Smithfield Lead Line Service Inventory	\$ 498,880	\$ -	\$ 498,880
SRF-D-LSL-0017	LSLR	F&R	Troy, Town of	Troy Lead Service Line Find and Replace	\$ 1,968,213	\$ -	\$ 1,968,213
SRF-D-LSL-0018	LSLR	I	Boonville, Town of	Boonville Lead Service Line Inventory	\$ 80,850	\$ -	\$ 80,850
SRF-D-LSL-0019	LSLR	I	Pittsboro, Town of	Lead Service Line Inventory	\$ 499,380	\$ -	\$ 499,380
SRF-D-LSL-0020	LSLR	F&R	West Jefferson, Town of	West Jefferson Lead Service Line Inventory and Replacement	\$ 1,173,300	\$ -	\$ 1,173,300
SRF-D-LSL-0021	LSLR	I	Baton Water Corporation	Baton Water Corporation Lead Service Line Inventory	\$ 449,060	\$ -	\$ 449,060
SRF-D-LSL-0022	LSLR	I	Fayetteville Public Works Commission	Lead & Copper Service Line Inventory and Verification	\$ 1,000,000	\$ -	\$ 1,000,000
SRF-D-LSL-0023	LSLR	F&R	Elizabeth City, City of	Lead Detection and Replacement Plan, Phase II	\$ 1,000,000	\$ -	\$ 1,000,000
SRF-D-LSL-0024	LSLR	I	Newton, City of	Lead and Copper Service Assessment	\$ 400,000	\$ -	\$ 400,000
SRF-D-LSL-0025	LSLR	I	Benson, Town of	The Town of Benson's Lead and Copper Service Assessment	\$ 250,000	\$ -	\$ 250,000
SRF-D-LSL-0026	LSLR	I	Walnut Cove, Town of	Walnut Cove Lead Service Line Inventory	\$ 359,540	\$ -	\$ 359,540
SRF-D-LSL-0027	LSLR	I	Marion, City of	Marion Lead Service Line Inventory	\$ 495,800	\$ -	\$ 495,800
SRF-D-LSL-0028	LSLR	I	Onslow Water and Sewer Authority	ONWASA Lead Service Line Inventory Solicitation 1	\$ 1,000,000	\$ -	\$ 1,000,000
SRF-D-LSL-0029	LSLR	F&R	Anson County	Lead Service Line Inventory and Replacement	\$ 1,000,000	\$ -	\$ 1,000,000
SRF-D-LSL-0030	LSLR	I	Kinston, City of	Inventory of Lead Service Lines (LSL) Project	\$ 1,000,000	\$ -	\$ 1,000,000
SRF-D-LSL-0031	LSLR	F&R	Hendersonville, City of	Lead Service Line Investigation and Replacement	\$ 573,420	\$ -	\$ 573,420
SRF-D-LSL-0032	LSLR	F&R	Henderson, City of	Lead Service Line Inventory and Replacement	\$ 1,000,000	\$ -	\$ 1,000,000
SRF-D-LSL-0033	LSLR	I	Sanford, City of	Sanford Lead Service Line Inventory Part 1	\$ 1,000,000	\$ -	\$ 1,000,000
SRF-D-LSL-0034	LSLR	I	Clinton, City of	Clinton Lead Service Line Inventory	\$ 446,720	\$ -	\$ 446,720
SRF-D-LSL-0035	LSLR	I	Troy, Town of	Troy Lead Service Line Inventory	\$ 389,020	\$ -	\$ 389,020
SRF-D-LSL-0036	LSLR	I	Granite Falls, Town of	Lead and Copper Service Assessment	\$ 400,000	\$ -	\$ 400,000

DWSRF Funds Disbursed and Remaining for Active Projects: FY 2023-2024
(Data Pull: July 12, 2024)

Project #	Project		Local Government Unit	Project	Funding		
	EC/LSLR	Type [†]			Request	Actual Paid	Remaining
SRF-D-LSL-0037	LSLR	I	Lenoir, City of	City of Lenoir LSLR Inventory Project	\$ 500,000	\$ -	\$ 500,000
SRF-D-LSL-0038	LSLR	I	Belmont, City of	Belmont Lead Service Line Inventory	\$ 499,740	\$ -	\$ 499,740
SRF-D-LSL-0039	LSLR	I	Durham, City of	Lead Service Line Inventory Field Verification Project for Disadvantaged Areas	\$ 1,000,000	\$ -	\$ 1,000,000
SRF-D-LSL-0041	LSLR	I	Elm City, Town of	Elm City - LSLR Inventory	\$ 942,000	\$ -	\$ 942,000
SRF-D-LSL-0042	LSLR	I	Hobgood, Town of	Hobgood-Lead Service Line Inventory	\$ 521,000	\$ -	\$ 521,000
SRF-D-LSL-0043	LSLR	I	Aqua North Carolina, Inc	DAC LSL Inventory - Phase 1	\$ 1,000,000	\$ -	\$ 1,000,000
SRF-D-LSL-0043	LSLR	I	Aqua North Carolina, Inc	DAC LSL Inventory - Phase 1	\$ 602,180	\$ -	\$ 602,180
SRF-D-LSL-0044	LSLR	I	Nashville, Town of	Nashville-Lead Service Line Inventory	\$ 892,500	\$ -	\$ 892,500
SRF-D-LSL-0045	LSLR	I	Norwood, Town of	Norwood LSL Locate & Replacement Project	\$ 2,000,000	\$ -	\$ 2,000,000
SRF-D-LSL-0046	LSLR	I	Williamston, Town of	Lead Service Line Inventory	\$ 490,000	\$ -	\$ 490,000
SRF-D-LSL-0047	LSLR	I	Woodland, Town of	Woodland Lead Service Lines Inventory	\$ 200,000	\$ -	\$ 200,000
SRF-D-LSL-0048	LSLR	I	Hookerton, Town of	Hookerton - Lead Service Line Inventory	\$ 420,000	\$ -	\$ 420,000
SRF-D-LSL-0049	LSLR	I	Rose Hill, Town of	Lead Service Line Inventory	\$ 200,000	\$ -	\$ 200,000
SRF-D-LSL-0050	LSLR	I	Snow Hill, Town of	Lead Line Investigation Study	\$ 482,000	\$ -	\$ 482,000
SRF-D-LSL-0051	LSLR	I	Burgaw, Town of	Burgaw Service Line Inventory with 120Wa	\$ 53,950	\$ -	\$ 53,950
SRF-D-LSL-0052	LSLR	I	Burnsville, Town of	Burnsville Lead Service Line Inventory	\$ 360,000	\$ -	\$ 360,000
SRF-D-LSL-0053	LSLR	I	Valdese, Town of	Lead Service Line Inventory	\$ 500,000	\$ -	\$ 500,000
SRF-D-LSL-0054	LSLR	I	Orange Water and Sewer Authority	LCRR Inventory Field Verifications	\$ 1,000,000	\$ -	\$ 1,000,000
SRF-D-LSL-0055	LSLR	I	Maiden, Town of	Lead Service Line Inventory	\$ 500,000	\$ -	\$ 500,000
SRF-D-LSL-0056	LSLR	I	Asheboro, City of	Asheboro LSLR Inventory Project	\$ 1,000,000	\$ -	\$ 1,000,000
SRF-D-LSL-0057	LSLR	F&R	Angier, Town of	Angier LSL Find and Replace Project	\$ 1,998,784	\$ -	\$ 1,998,784
SRF-D-LSL-0058	LSLR	F&R	Jefferson, Town of	Town of Jefferson LSL Find and Replace	\$ 1,942,047	\$ -	\$ 1,942,047
SRF-D-LSL-0059	LSLR	I	Ayden, Town of	Lead Service Line Inventory	\$ 504,040	\$ -	\$ 504,040
SRF-D-LSL-0060	LSLR	I	Magnolia, Town of	2024 Lead Service Line Inventory	\$ 92,500	\$ -	\$ 92,500
SRF-D-LSL-0061	LSLR	I	Aqua North Carolina, Inc.	DAC LSL Inventory - Phase II	\$ 1,000,000	\$ -	\$ 1,000,000
SRF-D-LSL-0061	LSLR	I	Aqua North Carolina, Inc.	DAC LSL Inventory - Phase II	\$ 587,750	\$ -	\$ 587,750
SRF-D-LSL-0062	LSLR	I	Lake Lure, Town of	Lake Lure Lead Service Line Inventory	\$ 1,000,000	\$ -	\$ 1,000,000
SRF-D-LSL-0063	LSLR	I	Aqua North Carolina, Inc.	Brookwood Area LSL Inventory - Phase 2	\$ 1,000,000	\$ -	\$ 1,000,000
SRF-D-LSL-0063	LSLR	I	Aqua North Carolina, Inc.	Brookwood Area LSL Inventory - Phase 2	\$ 394,390	\$ -	\$ 394,390
SRF-D-LSL-0064	LSLR	I	Farmville, Town of	Lead Service Line Inventory	\$ 633,850	\$ -	\$ 633,850
SRF-D-LSL-0065	LSLR	I	Greene County	Lead Service Line Inventory	\$ 740,890	\$ -	\$ 740,890
SRF-D-LSL-0066	LSLR	I	Richmond County	Richmond Co. Lead Service Line Inventory	\$ 500,000	\$ -	\$ 500,000
SRF-D-LSL-0067	LSLR	I	Sampson County	Sampson County Lead Service Line Inventory	\$ 80,000	\$ -	\$ 80,000
SRF-D-LSL-0068	LSLR	I	Weldon, Town of	Lead Line Investigation Study	\$ 258,600	\$ -	\$ 258,600
SRF-D-LSL-0069	LSLR	I	Gates County	Lead Line Investigation Study	\$ 328,000	\$ -	\$ 328,000

DWSRF Funds Disbursed and Remaining for Active Projects: FY 2023-2024
(Data Pull: July 12, 2024)

Project #	Project		Local Government Unit	Project	Funding		
	EC/LSLR	Type [†]			Request	Actual Paid	Remaining
SRF-D-LSL-0070	LSLR	I	Jason Water Corporation	Lead Line Investigation Study	\$ 43,240	\$ -	\$ 43,240
SRF-D-LSL-0071	LSLR	I	Saint Pauls, Town of	Lead Service Line Inventory	\$ 75,000	\$ -	\$ 75,000
SRF-D-LSL-0072	LSLR	I	Mocksville, Town of	Mocksville Lead Service Line Inventory	\$ 300,000	\$ -	\$ 300,000
SRF-D-LSL-0073	LSLR	I	Laurinburg, City of	Laurinburg Lead Service Line Inventory	\$ 500,000	\$ -	\$ 500,000
SRF-D-LSL-0074	LSLR	I	Reidsville, City of	Lead Service Line Inventory	\$ 150,000	\$ -	\$ 150,000
SRF-D-LSL-0075	LSLR	I	Conover, City of	Lead Service Line Inventory	\$ 500,000	\$ -	\$ 500,000
SRF-D-LSL-0076	LSLR	I	Eden, City of	Eden Inventory	\$ 527,600	\$ -	\$ 527,600
SRF-D-LSL-0077	LSLR	I	Town of Middlesex	Middlesex Lead Service Line Inventory	\$ 330,000	\$ -	\$ 330,000
SRF-D-LSL-0078	LSLR	R	Town of Edenton	LSL Replacement	\$ 934,000	\$ -	\$ 934,000
SRF-D-LSL-0079	LSLR	F&R	Town of Stantonsburg	LSL Inventory and Replacement Project, Phase 1	\$ 495,000	\$ -	\$ 495,000
SRF-D-LSL-0080	LSLR	F&R	Town of White Lake	Town of White Lake Lead Service Line Find and Replace	\$ 2,000,000	\$ -	\$ 2,000,000
SRF-D-LSL-0081	LSLR	I	North Lenoir Water Corp.	NLWC Lead Service Line Inventory	\$ 627,811	\$ -	\$ 627,811
SRF-D-LSL-0082	LSLR	F&R	City of Asheville	LSL Find & Replace-Shiloh Community Area	\$ 1,998,965	\$ -	\$ 1,998,965
SRF-D-LSL-0083	LSLR	I	Northampton County	Northampton County Lead Service Line Inventory Project	\$ 1,000,000	\$ -	\$ 1,000,000
SRF-D-LSL-0084	LSLR	I	Bertie County	Lead Line Investigation Study	\$ 290,000	\$ -	\$ 290,000
SRF-D-LSL-0085	LSLR	I	Town of Elizabethtown	Elizabethtown Service Line Inventory	\$ 278,920	\$ -	\$ 278,920
SRF-D-LSL-0086	LSLR	F&R	Town of Ocean Isle Beach	Town of Ocean Isle Beach LSL Find and Replace	\$ 2,000,000	\$ -	\$ 2,000,000
SRF-D-LSL-0087	LSLR	I	City of Wilson	Lead Service Line Inventory Phase 1	\$ 1,000,000	\$ -	\$ 1,000,000
SRF-D-LSL-0088	LSLR	I	Harnett County	Harnett County LCRR Compliance Program Assistance	\$ 1,000,000	\$ -	\$ 1,000,000
SRF-D-LSL-0089	LSLR	I	Town of Swepsonville	Town of Swepsonville LSL Field Service Investigation	\$ 250,000	\$ -	\$ 250,000
SRF-D-LSL-0090	LSLR	I	Town of Gibsonville	Town of Gibsonville LSL Field Service Investigation	\$ 420,000	\$ -	\$ 420,000
SRF-D-LSL-0091	LSLR	I	Iredell Water Corporation	Iredell Water Corporation Lead Service Line Inventory	\$ 348,620	\$ -	\$ 348,620
Total DWSRF:					\$ 765,823,117	\$ 156,823,107	\$ 609,000,010
Total DWSRF-EC:					\$ 21,530,000	\$ -	\$ 21,530,000
Total DWSRF-LSLR:					\$ 73,759,360	\$ -	\$ 73,759,360
† C = Construction, S = Study, R = LSL Replacement, F&R = LSL Find & Replace, I = LSL Inventory							




Appendix L
Itemized List of Binding Commitments for the DWSRF Program
During FY 2023-2024




DWSRF Binding Commitments for Fiscal Year 2023-2024

Date	Owner	Project Number	Adjusted Offiver
4/4/2024	Cape Fear Public Utilities Authority	1990	\$13,785,980
4/16/2024	Fuquay Varina	2032	\$54,000,000
6/5/2024	Sanford	2025	\$115,000,000
6/6/2024	Aqua, INC	2045	\$2,342,800
6/6/2024	Aqua, INC	2046	\$1,031,875
6/26/2024	Siler City	2033	\$826,355
Total Commitments:			6
			\$186,987,010



Appendix M
DWSRF Financial Exhibits for FY 2023-2024



STATE OF NORTH CAROLINA
EPA Revolving Loan Fund
Combining Statement of Net Assets
June 30, 2024 and 2023

Exhibit 1

	Drinking Water Program	
	2024	2023
ASSETS		
Current assets:		
Cash and cash equivalents	\$ 342,391,242.82	\$ 308,459,848.23
Pooled cash		
Restricted pooled cash		
Investments		
Pooled investments	56,135,098.09	54,594,951.22
Security lending collateral		
Accounts receivable, net		-
Intergovernmental receivables	235,665.13	235,665.13
Interest receivable	1,450,294.96	796,334.62
Premiums receivable		
Contributions receivable		
Other receivables		
Due from other funds		1,787,665.31
Due from component units		
Lease receivables		
PPP Asset receivable		
Notes receivable, net	25,292,339.58	29,760,417.93
Inventories		
Net OPEB asset		
Prepaid items		
Total current assets	<u>425,504,640.58</u>	<u>395,634,882.44</u>
Noncurrent Assets		
Restricted/designated pooled cash		
Investments		
Restricted investments		
Contributions receivable		
Lease receivables		
PPP Asset receivable		
Notes receivable, net	431,164,112.48	362,668,206.59
Prepaid items		
Net OPEB asset	(1,177.90)	(1,177.90)
Capital assets – nondepreciable		
Capital assets – depreciable, net		
Total noncurrent assets	<u>431,162,934.58</u>	<u>362,667,028.69</u>
Total assets	<u>856,667,575.16</u>	<u>758,301,911.13</u>
DEFERRED OUTFLOWS OF RESOURCES		
Deferred loss on refunding		
Deferred outflows for Asset Retirement Obligation		
Deferred outflows for OPEB	2,097,258.48	2,410,440.98
Deferred outflows for pensions	2,227,670.10	2,244,866.60
Total deferred outflows of resources	<u>4,324,928.58</u>	<u>4,655,307.58</u>

DWSRF Financial Exhibits for FY 2023-2024

LIABILITIES

Current liabilities:		
Accounts payable	54,064.91	6,435.46
Accrued payroll		
Notes from direct borrowings		
Intergovernmental payables	43,799,598.03	17,025,442.77
Due to primary government		
Medical claims payable (State Health Plan only)		
Claims payable		
Unemployment benefits payable		
Due to fiduciary funds		
Due to other funds		
Due to component units		
Obligations under securities lending		
Lease liability		
Subscription (SBITA) liability		
Revenue bonds payable		
Accrued interest payable		
Funds held for others		
Obligation for workers' compensation		
Annuity and life income payable		
Asset Retirement Obligation		
Accrued vacation leave	44,608.00	46,512.00
Net OPEB liability		
Unearned revenue		
Total current liabilities	<u>43,898,270.94</u>	<u>17,078,390.23</u>

Noncurrent liabilities:

Advances from other funds		
Notes from direct borrowings		
Lease liability		
Revenue bonds payable		
Grant anticipation revenue bonds payable		
Unamortized discount on bonds payable		
Unamortized premium on bonds payable		
Accrued interest payable		
Obligation for workers' compensation		
Annuity and life income payable		
Asset Retirement Obligation		
Accrued vacation leave	615,270.00	604,911.00
Net OPEB liability	3,990,265.97	4,023,751.97
Net pension liability	3,135,912.36	3,147,654.36
Total noncurrent liabilities	<u>7,741,448.33</u>	<u>7,776,317.33</u>
Total liabilities	<u>51,639,719.27</u>	<u>24,854,707.56</u>

DEFERRED INFLOWS OF RESOURCES

Deferred inflows for OPEB	2,562,779.19	3,158,632.69
Deferred inflows for pensions	51,998.91	59,802.41
Deferred inflows for leases		
Deferred inflows for PPP arrangements		
Total Deferred inflow of resources	<u>-</u>	<u>-</u>

NET POSITION

Total net position	<u>809,352,784.47</u>	<u>738,102,511.15</u>
--------------------	-----------------------	-----------------------

STATE OF NORTH CAROLINA**EPA Revolving Loan Fund****Combining Statement of Revenues, Expenses, and Changes in Net Assets****For the Fiscal Year Ended June 30, 2024 and 2023****Exhibit 2**

	Drinking Water Program	
	2024	2023
OPERATING REVENUES		
Sales and services, net	1,726,547.94	2,002,247.00
Employer contributions		
Federal grants and contracts		
Interest earnings on loans	2,510,134.92	1,784,835.80
Rental and lease earnings		
Fees, licenses, and fines		
Toll revenue		
Insurance premiums		
Miscellaneous	62,494.00	
Total operating revenues	<u>4,299,176.86</u>	<u>3,787,082.80</u>
OPERATING EXPENSES		
Personal services	6,159,799.85	4,872,135.83
Unemployment benefits		
Supplies and materials	94,437.21	173,871.87
Services	2,048,798.89	1,114,512.73
Prizes		
Claims		
Cost of goods sold		
Depreciation		
Insurance and bonding	5,288.00	5,288.00
Other fixed charges	70,472.95	37,017.91
Other expenses	309,183.95	385,018.67
Total operating expenses	<u>8,687,980.85</u>	<u>6,587,845.01</u>
Operating income (loss)	<u>(4,388,803.99)</u>	<u>(2,800,762.21)</u>
NONOPERATING REVENUES (EXPENSES)		
Noncapital grants	63,432,779.00	63,099,783.56
Noncapital gifts, net		
Noncapital contribution	4,297.00	34,380.79
Interest and fees		
Gain (loss) on sale of property and equipment		
Investment earnings, net	13,816,039.31	5,351,840.66
Insurance recoveries		
Grants, aid and subsidies	(9,754,376.00)	(22,132,400.00)
Federal interest subsidy on debt		
Miscellaneous non-operating revenue		
Miscellaneous non-operating expense		
Total Nonoperating revenues (expenses)	<u>67,498,739.31</u>	<u>46,353,605.01</u>
Income (loss) before other revenues, expenses, and	<u>63,109,935.32</u>	<u>43,552,842.80</u>
Capital grants		
Capital gifts, net		
Transfers in	77,842,662.54	11,610,000.00
Transfers out	(69,098,667.54)	(120,914.75)
Increase (decrease) in net position	<u>71,853,930.32</u>	<u>55,041,928.05</u>
Net position, July 1	734,884,076.05	665,556,987.00
Restatement	-	14,285,161.00
Net position, June 30	<u>806,738,006.37</u>	<u>734,884,076.05</u>

STATE OF NORTH CAROLINA
EPA Revolving Loan Fund
Statement of Cash Flows
For the Fiscal Year Ended June 30, 2024 and 2023

Exhibit 3

	Drinking Water Program	
	2024	2023
CASH FLOWS FROM OPERATING ACTIVITIES		
Receipts from customers	\$ 3,514,213.25	\$ 523,633.00
Receipts from federal agencies	\$ -	\$ -
Receipts from other funds		\$ -
Receipts from program loan repayments - principal	\$ 28,309,974.46	\$ 58,739,317.00
Receipts from program loan repayments - interest	\$ 2,510,134.92	\$ 2,160,972.00
Payments to suppliers	\$ 24,293,603.71	\$ (1,954,738.00)
Payments to employees	\$ (6,377,383.85)	\$ (5,103,422.00)
Payments for prizes, benefits & claims	\$ -	
Payments to other funds	\$ -	
Payments for program loans issued	\$ (92,337,802.00)	\$ (25,058,753.00)
Other receipts	\$ (24,024.00)	
Other payments	\$ -	\$ (27,743.00)
Net cash provided by (used in) operating activities	<u>\$ (40,111,283.51)</u>	<u>\$ 29,279,266.00</u>
CASH FLOWS FROM NONCAPITAL FINANCING ACTIVITIES		
Grant receipts	\$ 63,432,779.00	\$ 28,571,296.00
Grants, aid and subsidies	\$ (9,754,376.00)	\$ (3,826,860.00)
State aid - coronavirus	\$ -	
Federal COVID-19 funds		
Noncapital contributions	\$ (1,652.00)	
Advances from other funds	\$ -	
Repayment of advances from other funds	\$ -	
Transfers from other funds	\$ 77,842,662.54	\$ 6,821,600.00
Transfers to other funds	\$ (69,098,667.54)	\$ (136,811.00)
Gifts	\$ -	
Insurance recoveries	\$ -	
Net cash provided by noncapital financing activities	<u>\$ 62,420,746.00</u>	<u>\$ 31,429,225.00</u>
CASH FLOWS FROM INVESTING ACTIVITIES		
Proceeds from sales and maturities of non-State Treasurer investments		
Purchase of non-State Treasurer investments	\$ -	\$ -
Purchase into State Treasurer Investment Pool	\$ -	\$ -
Re Total adjustments	\$ -	\$ -
Loan issuances	\$ -	\$ -
Loan repayments - interest		
Loan repayments - principal		
Investment earnings	\$ 13,072,227.06	\$ 1,462,505.00
Net cash provided (used) by investing activities	<u>\$ 13,072,227.06</u>	<u>\$ 1,462,505.00</u>
Net increase (decrease) in cash and cash equivalents	\$ 33,931,394.59	\$ 62,170,996.00
Cash and cash equivalents, July 1	\$ 308,459,848.23	\$ 190,619,013.00
Cash and cash equivalents, June 30	<u>\$ 342,391,242.82</u>	<u>\$ 252,790,009.00</u>
Reconciliation of operating income or loss to net cash used by operating activities:		
Operating income (loss)	\$ (4,388,803.99)	\$ (3,325,257.00)
Adjustments to reconcile operating income (loss) to net cash provided by operating activities:		
Depreciation expense	\$ -	
Nonoperating miscellaneous and other income (expense)	\$ -	\$ 38,595.00
Change in assets and deferred outflows:	\$ (63,360,078.19)	\$ 64,563,651.00
Change in liabilities and deferred inflows:	\$ 26,187,303.71	\$ (2,257,699.00)
Total adjustments	\$ (37,172,774.48)	\$ 62,344,547.00
Net cash provided by (used in) operating activities	<u>\$ (41,561,578.47)</u>	<u>\$ 59,019,290.00</u>



Appendix N
DWSRF FFATA for FY 2023-2024



DWSRF FFATA for FY 2023-2024

(Data Pull: July 12, 2024)

	Project Number	FFATA Projects	IUP Year	PF Announced	Commitment Date
2023 Base					
2023 BIL					
		\$58,021,000			
2022 Base Cap Grant					
		\$21,520,000			
Gray's Creek Water & Sewer Dist	2041			\$1,000,000	
Pittsboro	2043			\$5,680,000	
Edgecombe County	2029			\$500,000	
Franklin, Town of	2028			\$500,000	
Oxford	2044			\$500,000	
Stokes County	2004			\$3,906,450	
		\$0	Principal Forgiveness Minimum:	\$3,012,800	
			Principal Forgiveness Amount:	\$12,086,450	
			Principal Forgiveness Maximum:	\$7,532,000	
2022 BIL					
		\$55,254,000			
Plymouth	2047			\$500,000	
Sanford	2025			\$16,000,000	
Pittsboro	2042			\$12,224,000	
Fuquay Varina	2032	\$54,000,000			
		\$54,000,000	Principal Forgiveness Minimum:	\$27,074,460	
			Principal Forgiveness Amount:	\$28,724,000	
			Principal Forgiveness Maximum:	\$27,074,460	
2021 Cap Grant					
		\$33,782,000			
Grifton, Town of	2027			\$490,200	5/16/2022
Sanford, City of	2025			\$10,630,830	
Scotland Neck	2031			\$1,116,697	5/16/2022
Siler City	2033			\$206,589	
Lucama	2034			\$500,000	2/22/2023
Scotland Neck	2040			\$45,042	6/9/2023
Andrews	2038			\$250,397	6/2/2023
Oxford	2019			\$500,000	10/11/2022
Kinston	2002			\$358,150	4/11/2022
		\$0	Principal Forgiveness Minimum:	\$6,756,400	
			Principal Forgiveness Amount:	\$14,097,905	
			Principal Forgiveness Maximum:	\$16,553,180	
2019 Alaska ASADRA realloiment					
ASADRA Cap Grant - CAP 2019					
		\$68,628,368			
Pender County (Scott's Hill Water and Sewer Dis	2006	\$13,187,000		\$2,819,250	
Rocky Point Topsail Water and Sewer District	2007	\$30,561,486		\$5,000,000	
River Bend, Town of	2008	\$602,500		\$602,500	2/8/2021
Washington, City of	2009	\$409,160		\$102,290	11/5/2021
Lumberton, City of	2010	\$2,316,900		\$2,316,900	9/8/2010

DWSRF FFATA for FY 2023-2024

(Data Pull: July 12, 2024)

	Project Number	FFATA Projects	IUP Year	PF Announced	Commitment Date
Dunn, City of	2011	\$3,515,000		\$878,750	
Surf City, Town of	2012	\$6,808,000		\$701,250	
Johnston County	2013	\$6,077,050		\$0	
Reidsville, City of	2014	\$4,654,000		\$1,000,000	
Elm City, Town of	2015	\$497,272		\$497,272	5/16/2022
		\$55,441,368	Principal Forgiveness Minimum:	\$0	
			Principal Forgiveness Amount:	\$13,918,212	
			Principal Forgiveness Maximum:	\$0	
2020 Cap Grant		\$23,317,170			
Brunswick County	2017			\$2,218,967	8/25/2021
Davie County Public Utilities	2018			\$2,000,000	4/25/2023
Brevard, City of	1999			\$739,045	6/10/2021
Brevard, City of	2000			\$2,143,538	6/10/2021
Davie County Public Utilities	2018	\$41,051,620			
		\$41,051,620	Principal Forgiveness Minimum:	\$4,733,820	
			Principal Forgiveness Amount:	\$7,101,550	
			Principal Forgiveness Maximum:	\$11,834,550	
2019 Cap Grant		\$23,316,480			
Whitakers, Town of	1995			\$818,276	
Seaboard, Town of	2001			\$1,402,519	2/13/2022
North Wilkesboro, Town of	1976			\$1,683,827	6/1/2023
Fountain, Town of	1987			\$372,000	6/10/2021
Scotland Neck	1986			\$459,000	
Belhaven, Town of	1996			\$208,140	
Rockingham County	1997			\$1,791,500	8/26/2021
Pamlico County	2005			\$744,275	1/13/2022
Greenville	1984	\$40,000,000			9/18/2020
		\$40,000,000	Principal Forgiveness Minimum:	\$6,758,400	
			Principal Forgiveness Amount:	\$7,479,537	
			Principal Forgiveness Maximum:	\$11,827,200	
2018 Cap Grant		\$23,536,590			
Elizabeth City, City of	1956			\$804,977	
Enfield, Town of	1957			\$866,701	
Snow Hill, Town of	1954			\$320,114	10/8/2020
Bethel (Greenville Utilities Commission)	1985			\$1,367,000	4/14/2021
Thomasville, City of	1961			\$944,145	3/23/2020
Sampson County	1962			\$441,500	
Saratoga, Town of	1965			\$757,867	
Roper, Town of	1966			\$1,001,916	
Sampson County	1967			\$232,500	
Thomasville, City of	1969			\$130,230	3/23/2020
Thomasville, City of	1971			\$149,344	3/23/2020
Seaboard, Town of	1974			\$999,280	11/10/2021
Louisburg, Town of	1989			\$764,000	11/23/2022

DWSRF FFATA for FY 2023-2024

(Data Pull: July 12, 2024)

	Project Number	FFATA Projects	IUP Year	PF Announced	Commitment Date
Oxford, City of	1952			\$1,000,000	2/14/2020
Jamesville, Town of	1958			\$679,550	
Pilot Mountain, Town of	1975			\$189,897	
Hookerton, Town of	1946			\$42,947	10/22/2019
Winston-Salem	1937	\$100,000,000			12/18/2018
		\$100,000,000	Principal Forgiveness Minimum:	\$6,822,200	
			Principal Forgiveness Amount:	\$10,691,968	
			Principal Forgiveness Maximum:	\$10,233,300	
2017 Cap Grant		\$13,305,270			
Thomasville, City of	1970			\$135,995	3/23/2020 (change in PBR from 2019 to
Montgomery County	1951			\$458,574	5/16/2019
Kinston, City of	1949			\$649,943	8/26/2019
Greene County	1945			\$691,500	10/8/2020
Robersonville, Town of	1953			\$389,650	At LGC 1/7/2019
Valdese, Town of	1955			\$1,000,000	10/23/2019
Thomasville, City of	1972			\$335,550	2/14/2020
Grifton, Town of	1959			\$39,214	
Broad River Water Authority	1932			\$79,180	10/30/2018
Shelby	1925	\$16,427,850			1/16/2018
Eden	1927	\$9,342,000			10/13/2017
		\$25,769,850	Principal Forgiveness Minimum:	\$3,856,600	
			Principal Forgiveness Amount:	\$3,779,606	
			Principal Forgiveness Maximum:	\$5,784,900	
2016 Cap Grant		\$13,419,810			
Saratoga, Town of	1922			\$108,924	9/26/2017
Pamlico County	1926			\$500,000	9/26/2017
Tuckaseegee Water & Sewer Authority	1931			\$390,914	7/5/2018
Fork Township	1900	\$3,242,582		\$500,000	4/26/2017
Sharpsburg	1902			\$493,410	10/13/2017
Bertie County Water Dist, IV	1897			\$500,000	9/7/2016
Woodland	1899			\$331,775	10/14/2016
Valdese, Town of	1933			\$466,548	9/5/2018
Oxford, City of	1936			\$500,000	2/13/2022
Valdese, Town of	1924			\$156,828	9/5/2018 (change in PBR from 2017 to 2016
Oxford	1872	\$3,139,200			7/15/2016
Bessemer City	1873	\$2,317,400			9/7/2016
Canton	1898	\$2,464,200			1/30/2017

DWSRF FFATA for FY 2023-2024

(Data Pull: July 12, 2024)

	Project Number	FFATA Projects	IUP Year	PF Announced	Commitment Date
Junaluska SD	1918	\$3,817,858			4/10/2017
Thomasville	1909	\$4,591,185			10/14/2016
		\$19,572,425	Principal Forgiveness Minimum:	\$3,889,800	
			Principal Forgiveness Amount:	\$3,948,399	
			Principal Forgiveness Maximum:	\$5,834,700	
2015 Cap Grant		\$14,185,710			
Canton	1898			\$1,860,215	1/30/2017
Highlands	1821			\$1,654,760	4/21/2014
Gastonia	1879	\$30,000,000			12/3/2015
		\$30,000,000	Principal Forgiveness Minimum:	\$4,111,800	
			Principal Forgiveness Amount:	\$3,514,975	
			Principal Forgiveness Maximum:	\$6,167,700	
2014 Cap Grant		\$14,279,550		\$ 4,855,838	
Tuckaseegee WSA	1789			\$2,455,838	4/16/2014
Badin W&SA	1673			\$2,400,000	9/20/2014
Kings Mountain	1785F	\$13,410,640			6/15/2015
Dublin	1806	\$141,197			4/11/2014
Highlands	1821	\$2,068,450			4/21/2014
		\$15,620,287	Principal Forgiveness Minimum:	\$4,139,000	
			Principal Forgiveness Amount:	\$4,855,838	
			Principal Forgiveness Maximum:	\$6,208,500	
2013 Cap Grant		\$ 15,237,960			
Garland, Town of	1775				9/10/2013
Henderson, City of	1692	\$968,618			7/24/2012
Henderson, City of	1694	\$1,831,483			8/14/2012
Kittrell Water Association, Inc.	1765				8/15/2013
Ahoskie, Town of	1832			\$762,400	7/17/2014
Beaufort County Water District VI -	1741	\$3,500,000		\$2,400,000	10/1/2012
Denton, Town of	1643	\$4,334,872		\$2,400,000	1/8/2013
Greenville Utilities Commission	1074B	\$1,291,496			7/27/2009
Cape Fear Public Utility Authority	1314B	\$175,917			7/31/2009
Alexander, County of	1650	\$3,287,175			8/1/2013
Carolina Beach, Town of	1786F	\$1,524,538			6/18/2013
Johnston County, of	1790P	\$117,300			6/18/2014
Clinton, City of	1792	\$1,646,334			6/16/2014
Troutman, Town of	1833	\$703,441			4/16/2014
		\$19,381,174	Principal Forgiveness Minimum:	\$4,416,800	
			Principal Forgiveness Amount:	\$5,562,400	
			Principal Forgiveness Maximum:	\$6,625,200	
2012 Cap Grant		\$ 12,052,285.20			
Broadway Water Association, Inc.	1767				4/3/2013
Louisburg, Town of	1682	\$213,560			5/30/2013
North Lenoir Water Corporation	1748	\$2,200,000			4/17/2013

DWSRF FFATA for FY 2023-2024

(Data Pull: July 12, 2024)

	Project Number	FFATA Projects	IUP Year	PF Announced	Commitment Date
Peachland, Town of	1764	\$142,290			5/14/2013
Landis	1834	\$950,944		\$736,800	7/15/2014
Pink Hill, Town of	1731	\$219,255		\$144,090	4/9/2013
Aulander, Town of	1733	\$222,345		\$154,123	4/10/2013
Black Creek, Town of	1676	\$490,518		\$286,997	4/19/2013
Martin County Regional Water And Sewer	1760	\$2,013,000		\$1,610,400	3/28/2013
Ossipee, Town of	1825			\$1,993,376	7/10/2014
Washington County Water System	1675	\$559,849			4/22/2013
Spring Lake, Town of	1685	\$1,314,666			4/9/2013
Edgecombe County Water and Sewer District No. 1	1751	\$343,478			6/3/2013
Ramseur, Town of	1755F	\$283,681			3/26/2013
Benson, Town of	1756	\$216,000			4/19/2013
Brevard, City of	1778	\$2,505,514			3/19/2013
Belmont, City of	1781F	\$499,532			3/1/2013
Williamston, Town of	1783F	\$1,251,055			4/9/2013
		\$13,425,687	Principal Forgiveness Minimum:	\$3,493,416	
			Principal Forgiveness Amount:	\$4,925,786	
			Principal Forgiveness Maximum:	\$5,240,124	
2011 Cap Grant		\$ 17,041,620			
Aqua North Carolina, Inc.	1691	\$2,125,617			10/17/2012
Asheboro, City of	1718	\$487,850			10/30/2012
Bryson City, Town of	1713				12/17/2012
Greene, County of	1745	\$1,701,000			12/3/2012
Henderson, City of	1693	\$294,000			8/14/2012
Norlina, Town of	1681	\$233,850			7/26/2012
Red Springs, Town of	1687	\$588,960			11/13/2012
Saratoga, Town of	1677	\$117,582			8/22/2012
South Greene Water Corporation	1737	\$580,000			7/23/2013
Warren County Water System District II	1680				9/26/2012
Waynesville, Town of	1704	\$329,868			3/14/2013
Asheville, City of	1593	\$664,001		\$358,580	7/20/2009
Macon, County of	1275	\$2,428,393		\$2,531,090	6/15/2009
Middlesex, Town of	1700	\$431,728		\$418,992	6/27/2012
Robbins, Town of	1696	\$192,777		\$150,297	10/1/2012
Snow Hill, Town of	1635	\$841,000		\$569,207	10/8/2012
Spruce Pine, Town of	1649	\$2,426,000		\$1,940,800	2/10/2012
Taylorsville, Town of	1720	\$1,475,000		\$1,180,000	3/5/2013
Anson, County of	1042B	\$527,762			3/25/2012
Bertie County Water District II	1446	\$209,693			11/19/2012
Topsail Beach, Town of	1674	\$3,500,000			9/24/2012
Warren County Water System District II	1680	\$233,354			9/26/2012
Aqua North Carolina, Inc.	1689	\$1,358,893			10/3/2012

DWSRF FFATA for FY 2023-2024

(Data Pull: July 12, 2024)

	Project Number	FFATA Projects	IUP Year	PF Announced	Commitment Date
Montgomery, County of	1697	\$2,208,237			8/29/2012
Halifax, County of	1699B	\$1,376,823			8/6/2012
Franklinville, Town of	1709	\$105,323			11/14/2012
Bryson City, Town of	1713	\$1,159,995			12/17/2012
Snow Hill, Town of	1734	\$632,825			1/14/2013
Faison, Town of	1754	\$501,716			8/24/2012
Total Equivalency:		\$26,732,247	Principal Forgiveness Minimum:	\$4,939,600	
			Principal Forgiveness Amount:	\$7,148,966	
			Principal Forgiveness Maximum:	\$8,419,604	
2010 Cap				\$	10,085,758
Benson, Town of	1701				10/10/2012
Conover, City of	1646	\$377,500			7/10/2012
Conover, City of	1645	\$724,928			7/10/2012
Elizabethtown, Town of	1626				1/23/2012
Johnston, County of	1061B	\$5,097,577			8/25/2009
Jones, County of	1634	\$2,015,000			7/3/2012
Raleigh, City of	1703	\$6,688,700			8/15/2012
Roanoke Rapids Sanitary District	1661	\$1,197,030			10/14/2011
Beaufort County Water District I - Washington	1735	\$3,000,000		\$2,400,000	10/1/2012
Columbus County W & S District II	1638	\$1,867,135		\$1,500,908	7/3/2012
Cumberland, County of	1662	\$605,100		\$401,292	10/18/2011
Duplin County Water District E	1636	\$789,293		\$631,432	4/2/2012
Duplin County Water District G	1632	\$896,040		\$716,832	4/2/2012
Greene County	1637	\$3,000,000		\$2,400,000	8/9/2012
Mount Olive, Town of	1629	\$2,187,850		\$1,732,163	1/9/2012
North Wilkesboro, Town of	1647P	\$671,670		\$20,000	4/5/2012
Ramseur, Town of	1642	\$311,738		\$283,131	4/25/2012
Fayetteville Public Works Commission	1665	\$5,299,942			5/24/2012
Total Equivalency:		\$34,729,503	Principal Forgiveness Minimum:	\$7,118,600	
			Principal Forgiveness Amount:	\$10,085,758	
			Principal Forgiveness Maximum:	\$10,677,900	



Appendix O
Status of Recent DWSRF Projects



Status of Recent Projects: Drinking Water State Revolving Fund

(Data pull: July 12, 2024)

Owner	Cost	ASADRA	Loan Type*	Co-Funded?	Project Number	Engineering Report	Plans & Specs	Contract	Description	County	Federal Needs Category	Compliance Category	
September 2020 Deadlines						12/1/2021	10/3/2022	3/1/2023					
Lumberton, City of	\$2,316,900	x	PF		WIF-2010†	4/8/2022	3/21/2023	8/1/2023	Replace three wells and install 5,300 LF of new raw water line	Robeson	Source	Assist Compliant Systems to Maintain Compliance	
Dunn, City of	\$3,515,000	x	PF	R	WIF-2011 (Small)†	(a)	(a)	(a)	Replace and relocate electrical controls and SCADA systems outside of floodway and replace raw water transmission lines	Harnett	Source	Assist Compliant Systems to Maintain Compliance	
Surf City, Town of	\$2,805,000	x	PF	R	WIF-2012†	12/10/2021	9/12/2022	ATA 3/10/2023	Abandon Well and install new Well, 600 LF raw water line. Install 2,480 LF water main under the Intracoastal Waterway	Pender	Source	Assist Compliant Systems to Maintain Compliance	
Johnston County	\$5,242,800	x			WIF-2013†	4/6/2022	11/30/2022	9/5/2023	Replace 18,800 LF asbestos cement lines with 16-inch ductile iron pipe	Johnston	Transmission and Distribution	Assist Compliant Systems to Maintain Compliance	
Reidsville, City of	\$4,654,000	x	PF	R	WIF-2014†	12/22/2021	5/22/2024	(b)	Install 30,900 LF transmission main providing an additional connection to water distribution system, new meter vault, valves and hydrants.	Rockingham	Source	Assist Compliant Systems to Maintain Compliance	
Elm City, Town of	\$1,989,087	x	PF	R	WIF-2015 (Small)†	2/12/2024	(c)	(c)	Recommission Crossroads Well with multimedia filters, backup generator and SCADA. Rehab 3 wellsites with new buildings, chemical storage containment, backup generators, electrical panels, and SCADA. Install 3,000 LF water lines to replace existing.	Wilson	Treatment	Assist Compliant Systems to Maintain Compliance	
Brunswick County	\$2,218,967		PF		WIF-2017	8/16/2021	6/27/2023	ATA 5/8/2024	Replace 12,000 LF of water main, 20 fire hydrants, and 402 water meters with AMR units; install 40 LF of water main, 3 fire hydrants, and 20 blow-off valves.	Brunswick	Transmission and Distribution	Assist Non-Compliant Systems to Achieve Compliance	
Davie County	\$20,000,000		PF	R	WIF-2018	6/2/2022	6/16/2022	3/13/2023	Expand WTP and add emergency power; De-commission second WTP; install 18,000 LF 12-inch transmission main	Davie	Source	Assist Compliant Systems to Maintain Compliance	
Oxford, City of	\$6,000,000		PF	0%	WIF-2019	5/5/2022	6/14/2024	ATA 7/14/2022	Expand WTP to 20 MGD	Granville	Treatment	Assist Compliant Systems to Maintain Compliance	
Cleveland County Water	\$2,750,000				WIF-2020	7/26/2021	2/9/2023	7/25/2023	Construct two new flocculators and two rapid-mix basins to replace existing. Renovate two flocculators, four sed basins and vacuum sludge collection system	Cleveland	Treatment	Assist Compliant Systems to Maintain Compliance	
Total Encumbrances September 2020		\$51,491,754											
April 2021 Deadlines						5/2/2022	3/1/2023	8/1/2023					
Franklin, Town of	\$8,889,000		PF	R	2028 (Small)	7/29/2024	(d)	(d)	Expand WTP from 2.0 mgd to 4.0 mgd	Macon	Treatment	Assist Compliant Systems to Maintain Compliance	
Grifton, Town of	\$980,400		PF	R	2027 (Small)	10/5/2023	(e)	(e)	Replace ±6,630 lf of 2-inch GI water lines and ±1,080 lf of 6-inch GI with 6-inch PVC water lines	Pitt	Transmission and Distribution	Assist Compliant Systems to Maintain Compliance	
Sanford, City of	\$20,000,000		PF	R	2025	1/31/2024	3/18/2024	ATA 7/16/2024	Expand the Sanford WTP (half project will be funded by Town of Fuquay-Varina)	Lee	Treatment	Assist Compliant Systems to Maintain Compliance	
Laurinburg, City of	\$4,515,000				2024	12/3/2021	8/15/2022	5/22/2023	Replace ±12,100 feet of aged 12-inch to 20-inch WL to connect WTP to South Caledonia tank	Scotland	Transmission and Compliance	Assist Compliant Systems to Maintain Compliance	
Beech Mountain, Town of	\$2,913,265				2023 (Small)	12/29/2021	11/27/2023	12/18/2023	Replace ±22,700 LF of waterlines ductile iron pipe, including fire hydrants and service connections	Watauga	Transmission and Compliance	Assist Compliant Systems to Maintain Compliance	
Total Encumbrances April 2021		\$37,297,665											
September 2021 Deadlines						12/1/2022	10/2/2023	3/1/2024					
Scotland Neck, Town of	\$1,513,130		PF	0%	2031 (Small)	5/16/2023	12/28/2023	12/9/2024	Replace ±8,550 LF of waterlines and all appurtenances.	0	Transmission and Distribution	Assist Compliant Systems to Maintain Compliance	
Fuquay Varina	\$15,000,000				2032	1/31/2024	3/18/2024	ATA 7/16/2024	WTP Expansion.	0	Treatment	Assist Compliant Systems to Maintain Compliance	
Siler City	\$826,355		PF	R	2033 (Small)	12/16/2022	4/23/2024	(f)	Install a new Booster Pump Station and ±5,660 LF of 2-in - 4 - in waterline to improve service to low-pressure area.	0	Compliance	Achieve Compliance	
Lucama	\$1,405,000		PF	0%	2034 (Small)	12/19/2022	(g)	(g)	Replace ±4,000 feet waterline and install new 100K gal EST.	0	Compliance	Assist Compliant Systems to Maintain Compliance	
Junaluska Sanitary District	\$3,961,316				2035 (Small)	2/9/2023	(h)	(h)	Replace ±15,500 LF of 2-inch and 3-inch waterline with 6-inch waterline.	0	Transmission and Distribution	Assist Compliant Systems to Maintain Compliance	
Total Encumbrances September 2021		\$22,705,801											
May 2022 Deadlines						5/1/2023	3/1/2024	8/1/2024					
Scotland Neck, Town of	\$45,042		PF		x	2040 (Small)	5/16/2023	(i)	(i)	Replace 19,250 LF of water main; Radio read meters; New 500 kgal elevated storage tank, and new SCADA system.	Halifax	Transmission and Distribution	Assist Compliant Systems to Maintain Compliance
Sanford, City of	\$20,000,000		PF	R	2025	1/31/2024	3/18/2024	ATA 7/16/2024	Expand WTP to 30 MGD (funding also coming from Fuquay Varina and Holly Springs).	Lee	Treatment	Achieve Compliance	
Beech Mountain, Town of	\$58,480				x	2023 (Small)	12/29/2021	11/27/2023	12/18/2023	Replace 22,700 LF waterlines	Watauga	Transmission and Distribution	Assist Compliant Systems to Maintain Compliance
Fuquay-Varina, Town of	\$20,000,000				x	2032	1/31/2024	3/18/2024	ATA 7/16/2024	Expand Sanford WTP to provide 6 MGD to the Town of Fuquay-Varina and 4 MGD to Holly Springs	Wake	Treatment	Achieve Compliance

Status of Recent Projects: Drinking Water State Revolving Fund

(Data pull: July 12, 2024)

Owner	Cost	ASADRA	Loan Type*	Co-Funded?	Project Number	Engineering Report	Plans & Specs	Contract	Description	County	Federal Needs Category	Compliance Category	
Laurinburg, City of	\$7,150,000				2024	12/3/2021	8/15/2022	5/22/2023	Replace 11,800LF water main.	Scotland	Transmission and Distribution	Assist Compliant Systems to Maintain Compliance	
Andrews, Town of	\$250,397		PF	x	2038 (Small)	5/1/2023	9/25/2023	4/15/2024	Replace 4,400 LF transmission main.	Cherokee	Transmission and Distribution	Assist Compliant Systems to Maintain Compliance	
Total Encumbrances May 2022		\$47,503,919											
September 2022 Deadlines						9/1/2023	7/1/2024	12/31/2024					
Pittsboro, Town of	\$12,240,000		PF		2043	(j)	(j)		This project will add new Ultraviolet-Advanced Oxidation Process (UV/AOP) post-treatment system with 2 MGD capacity, a new post-treatment equipment housing, piping to connect the systems, and associated electrical equipment, instrumentation, and controls.	Chatham	Achieve Compliance	Achieve Compliance	
Pittsboro, Town of	\$5,680,000		PF		2042	(k)	(k)		This project will install new GAC or IX contactors to treat the WTP's 2MGD capacity for PFAS. The project will also install a new 2 MGD pump station to feed the plant's post treated water.	Chatham	Compliance	Achieve Compliance	
Sanford, City of	\$25,000,000		PF	0%	2025	1/31/2024	3/18/2024		Expansion of Sanford WFF from 10 to 30 MGD. Replace raw water intake, pumps, and add repeatative transmission line parallel to existing 30 in main.	Lee	Treatment	Achieve Compliance	
Gray's Creek Water and Sewer District	\$10,128,984		PF	R	x	2041	(l)	(l)	Extend 25,690 LF of 2-inc, 109,950 LF of 8-inch, 51,750 LF of 12-inch, and 11,300 LF of 16-inch waterlines to serve 1,028 residence and two elementary schools.	Cumberland	transmission	providing service to contaminated wells	
Rocky Point Topsail Water & Sewer	\$25,000,000				2007	(m)	(m)		Add 27,700 LF of 20-inch diameter waterline; groundwater well field with conveyance to the WTP; new 3 MGD reverse osmosis treatment; chemical dosing; ground storage tanks; high service pump; concentrate discharge pump station.	Pender	Treatment	Achieve Compliance	
Oxford, City of	\$3,644,695		PF	R	2044	(n)	(n)		This project will replace 6,400 LF of 6", 8", and 12" water lines in order to modernize some lines that don't meet current state codes, are in poor condition, and can be between 50 to 100 years old. These replacements will cut down on costly repairs and lost time due to pipe failures.	Granville	Treatment	Achieve Compliance	
Fuquay-Varina, Town of	\$5,000,000				2032	1/31/2024	3/18/2024		Sanford WFF expansion: raw water pump station and transmission, treatment & installation of a new rapid mix, four new sedimentation basins, new GAC contactors, new finish water pump station, new chemical building, solids handling facility, stand by generator, electrical system, HVAC and plumbing upgrades.	Wake	Treatment	Achieve Compliance	
Total Encumbrances September 2022													
April 2023 Deadlines						5/1/2024	3/3/2025	8/1/2025					
AQUA North Carolina, Inc.	\$2,342,800				2045	4/11/2024			Project will install anion exchange technology at four wells to treat for PFOS and PFOA.	Cumberland	Treatment	Achieve Compliance	
AQUA North Carolina, Inc.	\$1,031,875				2046	4/11/2024			Instal treatment at Well #3 for PFOS and PFOA; instal 400 LF of 6-inch pipe to establish new interconnection and mitigate against PFAS and PFOA.	Wake, Durham	Treatment & Transmission and Distribution	Achieve Compliance	
Sanford, City of	\$25,000,000		PF	R	2025	1/31/2024			Expansion of Sanford WFF from 10 to 30 MGD. Replace raw water intake, pumps, and add repeatative transmission line parallel to existing 30 in main.	Lee	Treatment & Transmission and Distribution	Achieve Compliance	
Cumberland County	\$7,637,000		PF	0%	2041	(o)			Installation of up to 2 test wells being converted to 300 gpm production wells, raw water transmission from up to 3 wells to a centralized treatment unit (booster pumping, pre-filtration, granular activated carbon (GAC), and disinfection), 500,000 gallon elevated storage tank, PREVIOUSLY approved in Fall 2023: distribution pipeline to a maximum of 397 connections (32%/127 exceed 10 parts per trillion GenX, 76%/303 contaminated with PFAS including GenX, 94 POTENTIAL connections not exceeding yet), and approximately 79,300 LF of distribution line.	Cumberland	Treatment & Distribution	Achieve Compliance	
Washington, City of	\$6,154,000				2049	8/9/2024			Rehabilitate filter and softener vessels, replace filter and softener valve actuators, rehabilitate waste holding pond #2 and construct additional waste holding basin.	Beaufort	Treatment	Assist Compliant Systems to Maintain Compliance	
Plymouth, Town of	\$7,323,702				2047	(p)			Replacement of 2-inch with 6-inch water line, replacement of like for like sizes of 6, 8, and 12-inch (all galvanized) water line and a new fixed water meter reading system with 1,500 meter replacements.	Washington	Transmission and Distribution	Assist Compliant Systems to Maintain Compliance	
Fuquay-Varina, Town of	\$9,000,000				2032	1/31/2024			Sanford WFF expansion: raw water pump station and transmission, treatment & installation of a new rapid mix, four new sedimentation basins, new GAC contactors, new finish water pump station, new chemical building, solids handling facility, stand by generator, electrical system. HVAC and plumbing upgrades.	Wake	Treatment	Achieve Compliance	

Status of Recent Projects: Drinking Water State Revolving Fund

(Data pull: July 12, 2024)

Owner	Cost	ASADRA	Loan Type*	Co-Funded?	Project Number	Engineering Report	Plans & Specs	Contract	Description	County	Federal Needs Category	Compliance Category	
Total Encumbrances April 2023										\$58,489,377			
September 2023 Deadlines						8/1/2024	9/25/2025	11/7/2025					
Carolina Water Service, Inc	\$495,980				SRF-D-2053				Rehab and replce Well #4 with the addition of an anion exchange resin filtration system, and backwash system, remote monitoring.	Mecklenburg	Treatment	Assist Compliant Systems to Maintain Compliance	
Neuse Regional Water and Sewer Authority	\$25,000,000			x	SRF-D-2051				Expand Pump station to provide capacity and pressure. Install GAC/IX tanks and media. Install Flanged piping and valves for piping changes in transfer pump station and for the GAC vessels.	Lenoir	Treatment	Achieve Compliance	
Cumberland County	\$2,637,000		PF	x	SRF-D-2050				Develop a public water system to serve Cumberland County drinking water to replace wells impacted by PFAS.	Cumberland	Treatment	Achieve Compliance	
Warrenton, Town of	\$1,564,600		PF		SRF-D-2057				Replace 4,300 ft of 1.5" through 2" galvanized iron , Replace 2,815 ft of >2" galvanized iron and cast-iron water lines w/ 6". Existing lines are undersized, in poor condition & are 50 to 70 years old.	Warren	Treatment	Assist Compliant Systems to Maintain Compliance	
Fayetteville Public Works Commission	\$25,000,000		PF	R	x	SRF-D-2052			Design and construct new GAC Facilities at both the PO Hoffer and Glenville Lake WTPs in anticipation of tougher Federal PFAS regulations.	Cumberland	Treatment	Achieve Compliance	
Total Encumbrances September 2023										\$54,697,580			

- * Projects designated as FFATA projects.
- (a) Negotiating to acquire land for project.
- (c) Delayed due to town staff turnover.
- (d) Awaiting plans & specifications submittal.
- (e) Awaiting permit from Public Water Supply.
- (f) Waiting for procurement documentation.
- (g) Plans & specificaitons under review.
- (h) Awaiting submittal of plans & specifications.
- (i) Awaiting submittal of plans & specifications.
- (j) Pittsboro in process of merging with Sanford.
- (k) Pittsboro in process of merging with Sanford.
- (r) Need reason for delay.
- (l) Project scope being revised.
- (m) Issues with property purchase and cost escalation.
- (n) Awaiting submittal of ER.
- (o) Awaiting revised ER.
- (p) Awaiting submittal of ER.



Appendix P
DWSRF Annual Set-Aside Report for FY 2023-2024



Summary Report Drinking Water State Revolving Fund Set-Aside Program

The following report on set-asides is presented in the order described in the approved Intended Use Plans.

I. Program Administration (up to Four Percent of Capitalization Grant)

The DWSRF is administered by the Division of Water Infrastructure. This set-aside is used for salaries and associated expenses of personnel devoting time to program administration, as outlined in the Intended Use Plan.

II. Technical Assistance for Small Systems (Up to Two Percent of Capitalization Grant)

The North Carolina Public Water Supply (PWS) Section of the Division of Water Resources continued to provide technical assistance to water systems serving a population of less than 10,000 consumers. Funding from this set-aside was used jointly by the NCPWS Section and the North Carolina Rural Water Association (NCRWA) to maintain work plan activities as required to achieve maximum utilization.

A contractual agreement with NCRWA was continued to support a circuit rider position that provided technical assistance to 871 contacts of technical assistance during the period from July 1, 2023 to June 30, 2024. These contacts involved dialog with water system personnel in accordance with the objectives and methods described in the activities and assistance within the Intended Use Plan.

The PWS Section continued to utilize this set-aside to support positions in Regional Offices. Overall, PWS Section staff conducted a total of 5,208 site visits to small systems, including, 2,165 sanitary surveys of small systems during calendar year 2023 (data entry had not been completed for all fiscal year 2024 site visits at the time data was pulled from SDWIS for this report).

III. State Program Management Functions (Up to Ten Percent of Capitalization Grant)

Performance with this section is measured and evaluated as adherence to the terms and conditions of the PWSS Supervision Program workplan and Government Performance and Results Act performance measures, reported in SDWIS and compiled directly by EPA. In addition, this set-aside is used to support a Source Water Protection (SWP) Program Engineer, who coordinates the development, implementation, and management of a statewide Drinking Water Protection (DWP) Program.

Highlights of the DWP Program include the update of source water assessments, creation of GIS tools, maintenance of inter-agency partnerships, wellhead protection planning, and participation in the rule-making process to require protection plans for the state's surface water systems. Program accomplishments are further detailed in the Source Water Protection Report submitted to EPA.

IV. Local Assistance and Other State Programs (Up to Fifteen Percent of Capitalization Grant)

Wellhead Protection

Public water systems in North Carolina rely on support from the PWS Section Regional Office (RO) staff when faced with water supply problems or establishment of new ground water wells. RO staff assistance improves operation and compliance with the Safe Drinking Water Act and serves as front line enforcement of regulations regarding the siting of new wells with respect to existing and potential sources of contamination. RO staff also inspect groundwater systems for construction and contaminant issues that can impact the source supply, as well as investigate potential incidences of contamination. In addition to RO staff, this set-aside supports a hydrogeologist who coordinates the implementation and management of the state's Wellhead Protection (WHP) Program.

The WHP Program continued to implement a process for the review and approval of local WHP plans, including the evaluation and review of draft wellhead protection area delineations. In addition, the WHP Program continued to develop and maintain an MS Access database for tracking WHP Program information. At the end of the reporting period there were 161 active WHP plans covering 178 PWS systems comprising 1,020 wells serving a population of 1,118,887 consumers.

The NCPWS Section administered a contractual agreement with NCRWA to provide assistance to public water systems in the development of local WHP plans. Many of these systems are small systems that lack the technical and financial resources to pursue drinking water protection on their own. Under conditions of the contract, NCRWA provided on-site technical assistance in the development and implementation of WHP plans customized to individual communities. This activity included guidance to identify potential contaminants and effective actions to prevent contaminants from entering their drinking water supply.

Capacity Development

The PWS Section continued to utilize this set-aside to support positions that provide direct support to water systems as they pursue Capacity Development goals and compliance with the Safe Drinking Water Act, and provide oversight for the Capacity Development Program. Working in conjunction with other regional office staff, these positions review water systems' financial and managerial capabilities, perform sanitary surveys and site visits, provide technical assistance and training, and develop strategies to improve system capacity.

Detailed accomplishments are documented and reported annually to EPA in the *North Carolina Capacity Development Report for Public Water Systems*. Overall, PWS Section staff conducted a total of 5,840 site visits, including, 2,257 sanitary surveys for all systems (including small systems)

during calendar year 2023. Data entry was not complete for fiscal year 2024 site visits at the time data was pulled from SDWIS for this report.

Table 1 on the next page shows the actual expenditures on non-project set-asides during the reporting year.

Table 1. Set Aside Amounts Spent in FY 2023-2024		
Name of Non-Project Set-Aside	Amount Spent	Previous Year (2022-2023) Amount Spent
1. Administration -- up to 4%	\$1,632,762	\$1,161,031
2. State Program Management Functions -- up to 10%	\$2,772,415	\$2,552,578
3. Technical Assistance -- up to 2%	\$598,732	\$418,132
4. Local Assistance and Other State Programs (up to 15%)		
a. Land Acquisition	\$0	\$0
b. Wellhead Protection	\$1,300,537	\$1,460,220
c. Capacity Development	\$2,294,122	\$1,910,236
<i>Total Local Assistance and Other State Program:</i>	<i>\$3,594,659</i>	<i>\$3,370,456</i>
Sum of Non-Project Set-Asides	\$8,598,568	\$7,502,197



Appendix Q
Status of Recent BIL DWSRF Emerging Contaminants Projects



Status of Recent Projects: Bipartisan Infrastructure Law Drinking Water State Revolving Fund Emerging Contaminants

(Data pull: July 12, 2024)

Owner	Cost	EC Type [†]	Co-Funded?	Project Number	Engineering Report	Plans & Specs	Contract	Description	County	Priority Rating	Project Type	Federal Needs Category	Compliance Category
February 2023 Deadlines					8/1/2024	9/25/2025	11/7/2025						
Cumberland County	\$5,000,000	C	x	SRF-D-EC-0001				Develop a public water system to serve Cumberland County drinking water to replace wells impacted by PFAS.	Cumberland	PFAS Construction		Transmission & Distribution	Achieve Compliance
Neuse Regional Water and Sewer Authority	\$5,000,000	C	x	SRF-D-EC-0002				Expand Pump station to provide capacity and pressure. Install GAC/IX tanks and media. Install Flanged piping and valves for piping changes in transfer pump station and for the GAC vessels.	Lenoir	PFAS Construction		Treatment	Achieve Compliance
Fayetteville Public Works Commission	\$5,000,000	C	x	SRF-D-EC-0003				Design and construct new GAC Facilities at both the PO Hoffer and Glenville Lake WTPs in anticipation of tougher Federal PFAS regulations.	Cumberland	PFAS Construction		Treatment	Achieve Compliance
Neuse Regional Water and Sewer Authority	\$500,000	C		SRF-D-EC-0004	6/28/2024			Study of PFAS treatment options post-GAC/IX filtration.	Lenoir	PFAS Study		Treatment	Achieve Compliance
Fayetteville Public Works Commission	\$500,000	S		SRF-D-EC-0005				Design 14 GAC contactors at the PO Hoffer WTP, and 5 at the Glenville Lake WTP.	Cumberland	PFAS Study		Treatment	Achieve Compliance
Carthage, Town of	\$400,000	S		SRF-D-EC-0006				Pilot testing to address PFAS issue.	Moore	PFAS Study		Treatment	Achieve Compliance
Martin County Regional Water and Sewer Authority	\$500,000	S		SRF-D-EC-0007				Study to address PFAS in water supply. Complete evaluation & assessment to determine PFAS removal from water.	Martin	PFAS Study		Treatment	Achieve Compliance
Graham, City of	\$500,000	S		SRF-D-EC-0008				PFAS Treatment Alternatives Evaluation.	Alamance	PFAS Study		Treatment	Achieve Compliance
Norwood, Town of	\$500,000	S		SRF-D-EC-0009				Study to upgrade treatment, interconnect with another non-contaminated supply, or a new water source.	Stanly	PFAS Study		Treatment	Achieve Compliance
Siler City, Town of	\$400,000	S		SRF-D-EC-0010				Pilot testing and preliminary design for the removal of PFOS.	Chatham	PFAS Study		Treatment	Achieve Compliance
South Granville Water and Sewer Authority	\$500,000	S		SRF-D-EC-0011				Assessment and pilot testing of options for process treatment enhancements to treat for PFAS.	Granville	PFAS Study		Treatment	Achieve Compliance
Harnett County	\$500,000	S		SRF-D-EC-0012				Study to evaluate current water quality and treatment history, define PFAS treatment requirements, assess treatment options, pilot testing and recommendations.	Harnett	PFAS Study		Treatment	Achieve Compliance
Johnston County	\$330,000	S		SRF-D-EC-0013				Conduct a study to identify the most effective way to reduce PFAS.	Johnston	PFAS Study		Treatment	Achieve Compliance
Rocky Point Topsail Water and Sewer District	\$400,000	S		SRF-D-EC-0014				Determination of WTP's current condition and performance history, treatability gaps EC (including PFAS), options for process treatment enhancement, and WTP upgrade.	Pender	PFAS Study		Treatment	Achieve Compliance
Burlington, City of	\$500,000	S		SRF-D-EC-0015				Perform a PFAS Treatment Alternatives Evaluation to address PFAS.	Alamance	PFAS Study		Treatment	Achieve Compliance
Lumberton, City of	\$500,000	S		SRF-D-EC-0016				Study will analyze the most practical way to remove the PFAS chemicals from the water.	Robeson	PFAS Study		Treatment	Achieve Compliance
Piedmont Triad Regional Water Authority	\$500,000	S		SRF-D-EC-0017				Evaluate performance of various different RO treatment strategies and manufacturers.	Randolph	PFAS Study		Treatment	Achieve Compliance
Total Encumbrances September 2023		\$21,530,000											



Appendix R
Status of Recent BIL DWSRF Lead Service Line Replacement
Projects



Status of Recent Projects: Bipartisan Infrastructure Law Drinking Water State Revolving Fund Lead Service Line Replacement

(Data pull: July 12, 2024)

Owner	Cost	Project Number	Project Type	Inventory/F&R	Inventory/F&R	Replacement/ F&R	Replacement/	Replacement/	Name	County	Federal Needs Category	Compliance Category
				Scope of Work	Scope of Work	Engineering	F&R Plans &					
				Approval	Completed	Report	Specs					
September 2023 Deadlines						6/1/2024	12/1/2024	6/1/2025				
Maysville, Town of	\$73,300	SRF-D-LSL-0001	Inventory	5/2/2024		N/A	N/A	N/A	Maysville Lead Service Line Inventory	Jones	Compliance	Achieve Compliance
Walstonburg, Town of	\$40,700	SRF-D-LSL-0002	Inventory	5/2/2024		N/A	N/A	N/A	Walstonburg Lead Service Line Inventory	Greene	Compliance	Achieve Compliance
Jonesville, Town of	\$1,854,000	SRF-D-LSL-0003	Find and Replace	(a)					Lead and Copper Service Replacement	Yadkin	Compliance	Achieve Compliance
Princeton, Town of	\$76,050	SRF-D-LSL-0004	Inventory	7/2/2024		N/A	N/A	N/A	Princeton Lead Service Line Inventory	Johnston	Compliance	Achieve Compliance
Granite Falls, Town of	\$3,998,000	SRF-D-LSL-0005	Find and Replace	(b)					Lead and Copper Service Replacement	Caldwell	Compliance	Achieve Compliance
Ansonville, Town of	\$68,650	SRF-D-LSL-0006	Inventory	4/25/2024		N/A	N/A	N/A	Ansonville Lead Service Line Inventory	Anson	Compliance	Achieve Compliance
Newton, City of	\$2,000,000	SRF-D-LSL-0007	Find and Replace	(c)					Lead and Copper Service Replacement	Sampson	Compliance	Achieve Compliance
Burke County	\$200,000	SRF-D-LSL-0008	Inventory	(d)		N/A	N/A	N/A	Lead Service Line Inventory Project	Burke	Compliance	Achieve Compliance
Jonesville, Town of	\$400,000	SRF-D-LSL-0009	Inventory	5/31/2024		N/A	N/A	N/A	Lead & Copper Assessment	Yadkin	Compliance	Achieve Compliance
Aqua North Carolina, Inc	\$1,000,000	SRF-D-LSL-0010	Inventory	4/16/2024		N/A	N/A	N/A	AQUA Statewide Lead Service Line Inventory	Fayetteville Regior	Compliance	Achieve Compliance
Asheville, City of	\$1,995,500	SRF-D-LSL-0011	Find and Replace	7/13/2024		(e)			Lead Service Line Find & Replace Project	Buncombe	Compliance	Achieve Compliance
Cape Fear Public Utility Authority	\$4,161,150	SRF-D-LSL-0012	Replacement	N/A	N/A	(f)			Lead Gooseneck and Galvanized Water Service Lateral Replacement	New Hanover	Compliance	Achieve Compliance
Dunn, City of	\$500,000	SRF-D-LSL-0013	Inventory	(g)		N/A	N/A	N/A	City of Dunn's Lead and Copper Service Assessment	Harnett	Compliance	Achieve Compliance
Pine Level, Town of	\$113,150	SRF-D-LSL-0014	Inventory	7/2/2024		N/A	N/A	N/A	Pine Level Lead Service Line Inventory	Johnston	Compliance	Achieve Compliance
Ranlo, Town of	\$400,000	SRF-D-LSL-0015	Inventory	6/12/2024		N/A	N/A	N/A	Lead and Copper Service Assessment	Gaston	Compliance	Achieve Compliance
Smithfield, Town of	\$498,880	SRF-D-LSL-0016	Inventory	4/19/2024		N/A	N/A	N/A	Smithfield Lead Line Service Inventory	Johnston	Compliance	Achieve Compliance
Troy, Town of	\$1,968,213	SRF-D-LSL-0017	Find and Replace	(h)					Troy Lead Service Line Find and Replace	Montgomery	Compliance	Achieve Compliance
Boonville, Town of	\$80,850	SRF-D-LSL-0018	Inventory	(i)		N/A	N/A	N/A	Boonville Lead Service Line Inventory	Yadkin	Compliance	Achieve Compliance
Pittsboro, Town of	\$499,380	SRF-D-LSL-0019	Inventory	(j)		NA	N/A	N/A	Lead Service Line Inventory	Chatham	Compliance	Achieve Compliance
West Jefferson, Town of	\$1,173,300	SRF-D-LSL-0020	Find and Replace	4/13/2024		(k)			West Jefferson Lead Service Line Inventory and Replacement	Ashe	Compliance	Achieve Compliance
Baton Water Corporation	\$449,060	SRF-D-LSL-0021	Inventory	7/13/2024		NA	N/A	N/A	Baton Water Corporation Lead Service Line Inventory	Caldwell	Compliance	Achieve Compliance
Fayetteville Public Works Commission	\$1,000,000	SRF-D-LSL-0022	Inventory	4/19/2024		NA	N/A	N/A	Lead & Copper Service Line Inventory and Verification	Cumberland	Compliance	Achieve Compliance
Elizabeth City, City of	\$1,000,000	SRF-D-LSL-0023	Inventory	3/22/2024		NA	N/A	N/A	Lead Detection and Replacement Plan, Phase II	Pasquotank	Compliance	Achieve Compliance
Newton, City of	\$400,000	SRF-D-LSL-0024	Inventory	4/19/2024		NA	N/A	N/A	Lead and Copper Service Assessment	Sampson	Compliance	Achieve Compliance
Benson, Town of	\$250,000	SRF-D-LSL-0025	Inventory	3/22/2024		NA	N/A	N/A	The Town of Benson's Lead and Copper Service Assessment	Johnston	Compliance	Achieve Compliance
Walnut Cove, Town of	\$359,540	SRF-D-LSL-0026	Inventory	5/2/2024		NA	N/A	N/A	Walnut Cove Lead Service Line Inventory	Stokes	Compliance	Achieve Compliance
Marion, City of	\$495,800	SRF-D-LSL-0027	Inventory	5/3/2024		NA	N/A	N/A	Marion Lead Service Line Inventory	McDowell	Compliance	Achieve Compliance
Onslow Water and Sewer Authority	\$1,000,000	SRF-D-LSL-0028	Inventory	(k)		NA	N/A	N/A	ONWASA Lead Service Line Inventory Solicitation 1	Onslow	Compliance	Achieve Compliance
Anson County	\$1,000,000	SRF-D-LSL-0029	Inventory	4/30/2024		NA	N/A	N/A	Lead Service Line Inventory and Replacement	Anson	Compliance	Achieve Compliance
Kinston, City of	\$1,000,000	SRF-D-LSL-0030	Inventory	4/18/2024		NA	N/A	N/A	Inventory of Lead Service Lines (LSL) Project	Lenoir	Compliance	Achieve Compliance
Hendersonville, City of	\$573,420	SRF-D-LSL-0031	Find and Replace	7/16/2024					Lead Service Line Investigation and Replacement	Henderson	Compliance	Achieve Compliance
Henderson, City of	\$1,000,000	SRF-D-LSL-0032	Inventory	5/2/2024		N/A	N/A	N/A	Lead Service Line Inventory and Replacement	Vance	Compliance	Achieve Compliance
Sanford, City of	\$1,000,000	SRF-D-LSL-0033	Inventory	6/25/2024		N/A	N/A	N/A	Sanford Lead Service Line Inventory Part 1	Lee	Compliance	Achieve Compliance
Clinton, City of	\$446,720	SRF-D-LSL-0034	Inventory	3/22/2024		N/A	N/A	N/A	Clinton Lead Service Line Inventory	Sampson	Compliance	Achieve Compliance
Troy, Town of	\$389,020	SRF-D-LSL-0035	Inventory	6/25/2024		N/A	N/A	N/A	Troy Lead Service Line Inventory	Montgomery	Compliance	Achieve Compliance
Granite Falls, Town of	\$400,000	SRF-D-LSL-0036	Inventory	5/17/2024		N/A	N/A	N/A	Lead and Copper Service Assessment	Caldwell	Compliance	Achieve Compliance
Lenoir, City of	\$500,000	SRF-D-LSL-0037	Inventory	3/27/2024		N/A	N/A	N/A	City of Lenoir LSLR Inventory Project	Caldwell	Compliance	Achieve Compliance
Belmont, City of	\$499,740	SRF-D-LSL-0038	Inventory	4/25/2024		N/A	N/A	N/A	Belmont Lead Service Line Inventory	Gaston	Compliance	Achieve Compliance
Durham, City of	\$1,000,000	SRF-D-LSL-0039	Inventory	6/7/2024		N/A	N/A	N/A	Lead Service Line Inventory Field Verification Project for Disadvantaged Areas	Durham	Compliance	Achieve Compliance
Total Encumbrances September 2023	\$33,864,423											
December 2023 Deadlines				4/1/2024	10/1/2024	9/1/2024	3/1/2025	9/1/2025				
Elm City, Town of	\$942,000	SRF-D-LSL-0041	Inventory	3/22/2024		N/A	N/A	N/A	Elm City - LSLR Inventory	Wilson	Compliance	Achieve Compliance
Hobgood, Town of	\$521,000	SRF-D-LSL-0042	Inventory	4/16/2024		N/A	N/A	N/A	Hobgood-Lead Service Line Inventory	Halifax	Compliance	Achieve Compliance
Aqua North Carolina, Inc	\$1,000,000	SRF-D-LSL-0043	Inventory	4/19/2024		N/A	N/A	N/A	DAC LSL Inventory - Phase 1	Multiple	Compliance	Achieve Compliance
Nashville, Town of	\$892,500	SRF-D-LSL-0044	Inventory	5/2/2024		N/A	N/A	N/A	Nashville-Lead Service Line Inventory	Nash	Compliance	Achieve Compliance
Norwood, Town of	\$2,000,000	SRF-D-LSL-0045	Find and Replace	6/5/2024					Norwood LSL Locate & Replacement Project	Stanly	Compliance	Achieve Compliance
Williamston, Town of	\$490,000	SRF-D-LSL-0046	Inventory	6/26/2024		N/A	N/A	N/A	Lead Service Line Inventory	Martin	Compliance	Achieve Compliance
Woodland, Town of	\$200,000	SRF-D-LSL-0047	Inventory	6/26/2024		N/A	N/A	N/A	Woodland Lead Service Lines Inventory	Northampton	Compliance	Achieve Compliance
Aqua North Carolina, Inc	\$603,300	SRF-D-LSL-0043	Inventory	4/19/2024		N/A	N/A	N/A	AQUA Statewide Lead Service Line Inventory	Fayetteville Regior	Compliance	Achieve Compliance
Hookerton, Town of	\$420,000	SRF-D-LSL-0048	Inventory	4/16/2024		N/A	N/A	N/A	Hookerton - Lead Service Line Inventory	Greene	Compliance	Achieve Compliance
Rose Hill, Town of	\$200,000	SRF-D-LSL-0049	Inventory	4/18/2024		N/A	N/A	N/A	Lead Service Line Inventory	Duplin	Compliance	Achieve Compliance
Snow Hill, Town of	\$482,000	SRF-D-LSL-0050	Inventory	5/2/2024		N/A	N/A	N/A	Lead Line Investigation Study	Greene	Compliance	Achieve Compliance
Burgaw, Town of	\$53,950	SRF-D-LSL-0051	Inventory	4/25/2024		N/A	N/A	N/A	Burgaw Service Line Inventory with 120Wa	Pender	Compliance	Achieve Compliance
Burnsville, Town of	\$360,000	SRF-D-LFL-0052	Inventory	3/22/2024		N/A	N/A	N/A	Burnsville Lead Service Line Inventory	Yancey	Compliance	Achieve Compliance
Valdese, Town of	\$500,000	SRF-D-LSL-0053	Inventory	6/26/2024		N/A	N/A	N/A	Lead Service Line Inventory	Burke	Compliance	Achieve Compliance
Orange Water and Sewer Authority	\$1,000,000	SRF-D-LSL-0054	Inventory	5/3/2024		N/A	N/A	N/A	LCRR Inventory Field Verifications	Orange	Compliance	Achieve Compliance

Status of Recent Projects: Bipartisan Infrastructure Law Drinking Water State Revolving Fund Lead Service Line Replacement

(Data pull: July 12, 2024)

Owner	Cost	Project Number	Project Type	Inventory/F&R Scope of Work Approval	Inventory/F&R Scope of Work Completed	Replacement/ F&R Engineering Report	Replacement/ F&R Plans & Specs	Replacement/ F&R Contract	Name	County	Federal Needs Category	Compliance Category
Maiden, Town of	\$500,000	SRF-D-LSL-0055	Inventory	(l)		N/A	N/A	N/A	Lead Service Line Inventory	Catawba	Compliance	Achieve Compliance
Asheboro, City of	\$1,000,000	SRF-D-LSL-0056	Inventory	4/25/2024		N/A	N/A	N/A	Asheboro LSLR Inventory Project	Randolph	Compliance	Achieve Compliance
Total Encumbrances December 2023		\$11,164,750										
February 2024 Deadlines				5/1/2024	12/1/2024	11/1/2024	5/1/2025	11/1/2025				
Angier, Town of	\$1,998,784	SRF-D-LSL-0057	Find and Replace	7/11/2024					Angier LSL Find and Replace Project	Harnett	Compliance	Achieve Compliance
Jefferson, Town of	\$1,942,047	SRF-D-LSL-0058	Find and Replace	(m)					Town of Jefferson LSL Find and Replace	Ashe	Compliance	Achieve Compliance
Aqua North Carolina, Inc	\$602,180	SRF-D-LSL-0061	Inventory	4/19/2024		N/A	N/A	N/A	DAC LSL Inventory - Phase 1	Multiple	Compliance	Achieve Compliance
Ayden, Town of	\$504,040	SRF-D-LSL-0059	Inventory			N/A	N/A	N/A	Lead Service Line Inventory	Pitt	Compliance	Achieve Compliance
Magnolia, Town of	\$92,500	SRF-D-LSL-0060	Inventory			N/A	N/A	N/A	2024 Lead Service Line Inventory	Duplin	Compliance	Achieve Compliance
Aqua North Carolina, Inc	\$1,000,000	SRF-D-LSL-0061	Inventory			N/A	N/A	N/A	Iredell and Catawba County Systems LSLI	Catawba, Iredell	Compliance	Achieve Compliance
Lake Lure, Town of	\$1,000,000	SRF-D-LSL-0062	Inventory			N/A	N/A	N/A	Lake Lure Lead Service Line Inventory	Rutherford	Compliance	Achieve Compliance
Aqua North Carolina, Inc	\$1,000,000	SRF-D-LSL-0063	Inventory			N/A	N/A	N/A	Brookwood Area LSLI - Phase 2	Cumberland	Compliance	Achieve Compliance
Farmville, Town of	\$633,850	SRF-D-LSL-0064	Inventory			N/A	N/A	N/A	Lead Service Line Inventory	Pitt	Compliance	Achieve Compliance
Greene County	\$740,890	SRF-D-LSL-0065	Inventory			N/A	N/A	N/A	Lead Service Line Inventory	Greene	Compliance	Achieve Compliance
Richmond County	\$500,000	SRF-D-LSL-0066	Inventory	6/3/2024		N/A	N/A	N/A	RICH. CO. LEAD SERVICE LINE INVENTORY	Richmond	Compliance	Achieve Compliance
Sampson County	\$80,000	SRF-D-LSL-0067	Inventory			N/A	N/A	N/A	Sampson County Lead Service Line Inv.	Sampson	Compliance	Achieve Compliance
Weldon, Town of	\$258,600	SRF-D-LSL-0068	Inventory			N/A	N/A	N/A	Lead Line Investigation Study	Halifax	Compliance	Achieve Compliance
Gates County	\$328,000	SRF-D-LSL-0069	Inventory			N/A	N/A	N/A	Lead Line Investigation Study	Gates	Compliance	Achieve Compliance
Jason Water Corporation	\$43,240	SRF-D-LSL-0070	Inventory			N/A	N/A	N/A	Lead Line Investigation Study	Greene	Compliance	Achieve Compliance
Saint Pauls, Town of	\$75,000	SRF-D-LSL-0071	Inventory			N/A	N/A	N/A	Lead Service Line Inventory	Robeson	Compliance	Achieve Compliance
Mocksville, Town of	\$300,000	SRF-D-LSL-0072	Inventory			N/A	N/A	N/A	Mocksville Lead Service Line Inventory	Davie	Compliance	Achieve Compliance
Laurinburg, City of	\$500,000	SRF-D-LSL-0073	Inventory			N/A	N/A	N/A	Laurinburg Lead Service Line Inventory	Scotland	Compliance	Achieve Compliance
Reidsville, City of	\$150,000	SRF-D-LSL-0074	Inventory			N/A	N/A	N/A	Lead Service Line Inventory	Rockingham	Compliance	Achieve Compliance
Conover, City of	\$1,000,000	SRF-D-LSL-0075	Inventory			N/A	N/A	N/A	Lead Service Line Inventory	Catawba	Compliance	Achieve Compliance
Eden, City of	\$527,600	SRF-D-LSL-0076	Find and Replace	5/13/2024		N/A	N/A	N/A	Eden Inventory	Rockingham	Compliance	Achieve Compliance
Total Encumbrances February 2024		\$13,276,731										
April 2024 Deadlines				7/1/2024	2/1/2025	1/3/2025	7/1/2025	12/1/2025				
Middlesex, Town of	\$330,000	SRF-D-LSL-0077	Inventory			N/A	N/A	N/A	Middlesex - Lead Service Line Inventory	Nash	Compliance	Achieve Compliance
Stantonsburg, Town of	\$495,000	SRF-D-LSL-0079	Inventory			N/A	N/A	N/A	LSL Inventory and Replacement Project, Phase 1	Wilson	Compliance	Achieve Compliance
White Lake, Town of	\$2,000,000	SRF-D-LSL-0080	Find and Replace						Town of White Lake Lead Service Line Find and Replace	Bladen	Compliance	Achieve Compliance
North Lenoir Water Corp.	\$627,811	SRF-D-LSL-0081	Inventory			N/A	N/A	N/A	NLWC Lead Service Line Inventory	Lenoir	Compliance	Achieve Compliance
Asheville, City of	\$1,998,965	SRF-D-LSL-0082	Find and Replace						LSL Find & Replace-Shiloh Community Area	Buncombe	Compliance	Achieve Compliance
Northampton County	\$1,000,000	SRF-D-LSL-0083	Inventory	7/3/2024		N/A	N/A	N/A	Northampton County Lead Service Line Inventory Project	Northampton	Compliance	Achieve Compliance
Bertie County	\$290,000	SRF-D-LSL-0084	Inventory	7/2/2024		N/A	N/A	N/A	Lead Line Investigation Study	Bertie	Compliance	Achieve Compliance
Elizabethtown, Town of	\$278,920	SRF-D-LSL-0085	Inventory			N/A	N/A	N/A	Elizabethtown Service Line Inventory	Bladen	Compliance	Achieve Compliance
Ocean Isle Beach, Town of	\$2,000,000	SRF-D-LSL-0086	Find and Replace			N/A	N/A	N/A	Town of Ocean Isle Beach Lead Service Line Find and Replace	Brunswick	Compliance	Achieve Compliance
Wilson, City of	\$1,000,000	SRF-D-LSL-0087	Inventory			N/A	N/A	N/A	Lead Service Line Inventory (Phase 1)	Wilson	Compliance	Achieve Compliance
Harnett County	\$1,000,000	SRF-D-LSL-0088	Inventory			N/A	N/A	N/A	Harnett County LCRR Compliance Program Assistance	Harnett	Compliance	Achieve Compliance
Gibsonville, Town of	\$420,000	SRF-D-LSL-0090	Inventory			N/A	N/A	N/A	Town of Gibsonville LSL Field Service Investigation	Guilford	Compliance	Achieve Compliance
Iredell Water Corporation	\$348,620	SRF-D-LSL-0091	Inventory			N/A	N/A	N/A	Iredell Water Corporation Lead Service Line Inventory	Iredell	Compliance	Achieve Compliance
Edenton	\$934,000	SRF-D-LSL-0078	Replacement						Lead Service Line Replacement	Chowan	Compliance	Achieve Compliance
Total Encumbrances April 2024		\$12,723,316										

- (a) Scope Approval letter to be transmitted.
- (b) Awaiting revised scope.
- (c) Funding deadline extended.
- (d) County plans to decline funding.
- (e) Awaiting ER submission.
- (f) DWI finalizing ER approval.
- (g) Scope of work submitted late.
- (h) Deadlines extended.
- (i) Town plans to decline funding.
- (j) Pittsboro in process of merging with Sanford.
- (k) ER has not been submitted.
- (k) Need reason for delay.
- (k) Funding deadlines extended.
- (l) Waiting on scope.
- (m) Waiting on scope.



Appendix S
State Reserve Construction Projects Funded by the DWI in
FY 2023-2024



Construction Projects Funded by the State Reserve Program for FY 2022-2023

(Data Pull: 8-2023)

Owner	Project Name	Funding Source	Funding Program	Project Number	Co-Funded?	Grant Percentage	Appropriated Amount*	Amount Requested in FY 2023-2024*†	Percent of Appropriation Remaining*	Grant Amount	Loan Amount	Total Funding	Description	County
April 2023 Funding Round														
Nashville, Town of	Regency Estates Sewer Improvements	SWWR	SWWR-G	SRP-W-0218	x	100%				\$984,046		\$984,046	Take 19 residencies off of septic and place them on city sewer to include 1,300 LF of 8-inch gravity sewer, 5 MH's, 750 LF of 2-inch FM and duplex grinder PS; and install upgraded SCADA, ATS, and by-pass pumping at Regency PS.	Nash
Warrenton, Town of	WWTP - Oxidation Ditch No. 1 Cleanout/Oxidation Ditch No. 2 Rotor Replacements	SWWR	SWWR-G	SRP-W-0220	x	100%				\$2,470,054		\$750,000	Improvements to existing WWTP oxidation ditches, cleaning and repairs to Ditch No1 and replacement of rotors in Ditch No2	Warren
Enfield, Town of	Phase 6 Sewer System Improvements Project	SWWR	SWWR-G	SRP-W-0217	x	33%				\$1,362,050		\$2,470,054	WWTP repair/replacements and rehab/replacement of approximately 21,260 lf of 8-inch and 10-inch gravity sewer	Halifax
Edgecombe County	Lone Pine MHP Wastewater System Improvements	SWWR	SWWR-G	SRP-W-0216	x	50%				\$1,100,000		\$1,362,050	Extend sewer services to a Mobile Home Park, installation of approx 6,000 LF 8-inch gravity sewer to MHP for removal of 91 existing septic	Edgecombe
Sharpsburg, Town of	2023 CWSRF Wastewater System Improvements Pump Station & WWCS Improvements	SWWR	SWWR-G	SRP-W-0219	x	100%				\$3,000,000		\$1,100,000	Rehabilitation and improvements to existing lift station, CCTV of aged sewer lines, points repairs to sewers, and install water tight manhole seals.	Edgecombe, Nash, Wilson
Total Funded Amount April 2023												\$6,666,150		
September 2023 Funding Round														
Eureka, Town of	Wastewater Collection System Improvement	SWWR	SWWR-G	SRP-W-0221	x	20%				\$3,000,000		\$3,000,000	Rehab and replace of gravity and forcemain sewer, and sewer pump station.	Wayne
Total Funded Amount September 2023												\$3,000,000		
FY 2023-2024 Off-Cycle Projects														
Lincolnton, Town of	Wastewater Emergency Loan	SWWR	SEL	SEL-W-0057		0%					\$1,640,150	\$1,640,150	N/A	Lincoln
Total Funded Amount for Off-Cycle Projects												\$1,640,150		
S.L. 2023-134 Pre-Allocated Projects														
Alamance, Village of	Auto Dialers	SWWR	SWWR-G	SRP-W-134-0048		100%	\$197,000	\$24,590	87.5%			\$0	N/A	Alamance
Albemarle, City of		TBD					\$17,040,500		100.0%			\$0	N/A	Stanly
Alexander County	Bethlehem Water Tank	SDWR	SDWR-G	SRP-D-134-0143		100%	\$2,583,248	\$2,583,248	0.0%			\$0	N/A	Alexander
Alexander County	Three Forks Church Rd Water Line Expansion	SDWR	SDWR-G	SRP-D-134-0144		100%	\$2,462,500	\$2,462,500	0.0%			\$0	N/A	Alexander
Andrews, Town of	2023-24 Water System Improvements	SDWR	SDWR-G	SRP-D-134-0145		100%	\$775,195	\$453,290	0.0%			\$0	N/A	Cherokee
Andrews, Town of	2023-2024 Sewer System Improvements	SWWR	SWWR-G	SRP-W-134-0146		100%	\$775,195	\$321,905	0.0%			\$0	N/A	Cherokee
Angier, Town of	1.25MG WWT Capacity Upgrade	SWWR	SWWR-G	SRP-W-134-0087		100%	\$8,865,000	\$5,820,000	0.0%			\$0	N/A	Harnett
Angier, Town of	Junny Rd 500,000 Gallon Elevated Tank	SDWR	SDWR-G	SRP-D-134-0067		100%	\$8,865,000	\$2,030,000	0.0%			\$0	N/A	Harnett
Angier, Town of	Water Distribution Core System Replacement	SDWR	SDWR-G	SRP-D-134-0067		100%	\$8,865,000	\$1,015,000	0.0%			\$0	N/A	Harnett
Anson County	Wastewater Improvements	SWWR	SWWR-G	SRP-W-134-0061		100%	\$5,910,000	\$5,910,000	0.0%			\$0	N/A	Anson
Archdale, City of		TBD					\$6,895,000		100.0%			\$0	N/A	Randolph
Asheboro, City of		TBD					\$4,107,943		100.0%			\$0	N/A	Randolph
Autryville, Town of	Minnie Hall Road Water Line Extension	SDWR	SDWR-G	SRP-D-134-0056		100%	\$1,970,000	\$1,970,000	0.0%			\$0	N/A	Sampson
Autryville, Town of	Autryville Stormwater Improvement	SWWR	SWWR-G	SRP-S-134-0155		100%	\$886,500	\$886,500	0.0%			\$0	N/A	Sampson
Ayden, Town of		TBD					\$2,955,000		100.0%			\$0	N/A	Pitt
Bald Head Island, Village of	Bald Head Island WWTP Expansion	SWWR	SWWR-G	SRP-W-134-0157		100%	\$950,525	\$950,525	0.0%			\$0	N/A	Brunswick
Beech Mountain, Town of		TBD					\$13,790,000		0.0%			\$0	N/A	Watauga
Beech Mountain, Town of	Water Supply Drought Mitigation Project	SDWR	SDWR-G	SRP-D-134-0085		100%	\$13,790,000	\$12,485,488	9.2%			\$0	N/A	Watauga
Belmont, City of		TBD					\$9,850,000		100.0%			\$0	N/A	Gaston
Benson, Town of		TBD					\$15,760,000		100.0%			\$0	N/A	Johnston
Bermuda Run, Town of		TBD					\$2,216,250		100.0%			\$0	N/A	Davie
Bladen County	Elizabethtown - Live, Work, Play Infrastructure	SWWR/SDWR	SWWR-G/SDWR-G	SRP-M-134-0126		100%	\$9,850,000	\$9,850,000	0.0%			\$0	N/A	Bladen
Bladen County	Elizabethtown - Live, Work, Play Infrastructure	SWWR/SDWR	SWWR-G/SDWR-G	SRP-M-134-0127		100%	\$4,925,000	\$4,925,000	0.0%			\$0	N/A	Bladen
Bladenboro, Town of	Bladen County Wastewater Regionalization	SWWR	SWWR-G	SRP-W-134-0128		100%	\$13,790,000	\$13,790,000	0.0%			\$0	N/A	Bladen
Boardman, Town of		TBD					\$123,125		100.0%			\$0	N/A	Columbus
Boone, Town of		TBD					\$3,644,500		100.0%			\$0	N/A	Watauga
Boonville, Town of	WWTP Renovations & SCADA Improvements	SWWR	SWWR-G	SRP-W-134-0099		100%	\$2,955,000	\$2,727,605	0.0%			\$0	N/A	Yadkin
Boonville, Town of	Water Storage Upgrades	SDWR	SDWR-G	SRP-D-134-0073		100%	\$2,955,000	\$227,395	0.0%			\$0	N/A	Yadkin
Bostic, Town of	Old Sunshine Hwy Water System Upgrade	SDWR	SDWR-G	SRP-D-134-0123		100%	\$1,182,000	\$1,182,000	0.0%			\$0	N/A	Rutherford
Bostic, Town of	Old Sunshine Highway Stormwater Improv	SWWR	SWWR-G	SRP-S-134-0070		100%	\$147,750	\$147,750	0.0%			\$0	N/A	Rutherford
Brevard, City of	WWTP Upgrade or Replacement Preliminary Engineering Report	SWWR	SWWR-G	SRP-W-134-0175		100%	\$12,805,000		100.0%			\$0	N/A	Transylvania

Construction Projects Funded by the State Reserve Program for FY 2022-2023

(Data Pull: 8-2023)

Owner	Project Name	Funding Source	Funding Program	Project Number	Co-Funded?	Grant Percentage	Appropriated Amount*	Amount Requested in FY 2023-2024*†	Percent of Appropriation Remaining*	Grant Amount	Loan Amount	Total Funding	Description	County
Bridgeton, Town of	Wastewater System Rehabilitation	SWWR	SWWR-G	SRP-W-134-0109		100%	\$1,151,958	\$1,151,958	0.0%			\$0 N/A		Craven
Brunswick County		TBD					\$34,475,000		100.0%			\$0 N/A		Brunswick
Burgaw, Town of		TBD					\$10,441,000		100.0%			\$0 N/A		Pender
Burke County	Water & Wastewater Study in Burke County	SWWR/SDWR	SWWR-G/SDWR-G	AIA-M-134-0306		100%	\$492,500	\$492,500	0.0%			\$0 N/A		Burke
Burlington, City of		TBD					\$5,417,500		100.0%			\$0 N/A		Alamance
Burlington, City of	Burlington WW PFAS Remediation Study	SWWR	SWWR-G	SRP-W-134-0116		100%	\$492,500	\$492,500	0.0%			\$0 N/A		Alamance
Cabarrus County Water and Sewer Authority		TBD					\$56,243,500		100.0%			\$0 N/A		Cabarrus
Cabarrus County Water and Sewer Authority		TBD					\$10,835,000		100.0%			\$0 N/A		Cabarrus
Cabarrus County Water and Sewer Authority		TBD					\$1,477,500		100.0%			\$0 N/A		Cabarrus
Camden County		TBD					\$9,850,000		100.0%			\$0 N/A		Camden
Cameron, Town of		TBD					\$985,000		100.0%			\$0 N/A		Moore
Candor, Town of		TBD					\$1,773,000		100.0%			\$0 N/A		Montgomery
Canton, Town of		TBD					\$37,430,000		100.0%			\$0 N/A		Haywood
Cape Fear Public Utility Authority		TBD					\$17,730,000		100.0%			\$0 N/A		New Hanover
Cape Fear Public Utility Authority		TBD					\$16,745,000		100.0%			\$0 N/A		New Hanover
Carthage, Town of		TBD					\$9,850,000		100.0%			\$0 N/A		Moore
Catawba County		TBD					\$19,700,000		100.0%			\$0 N/A		Catawba
Cherryville, City of	Cherryville Wastewater Projects	SWWR	SWWR-G	SRP-W-134-0110		100%	\$1,625,250	\$1,625,250	0.0%			\$0 N/A		Gaston
Chimney Rock Village	Chimney Rock Village Sewer System	SWWR	SWWR-G	SRP-W-134-0169		100%	\$7,880,000		0.0%			\$0 N/A		Rutherford
Chimney Rock Village	Chimney Rock Village Water Meter Replacements	SDWR	SDWR-G	SRP-D-134-0170		100%	\$7,880,000		100.0%			\$0 N/A		Rutherford
Chowan County	Reverse Osmosis Water Treatment Plant	SDWR	SDWR-G	SRP-D-134-0074		100%	\$29,550,000	\$29,550,000	0.0%			\$0 N/A		Chowan
Claremont , City of	Lyle Creek Outfall Project	SWWR	SWWR-G	SRP-W-134-0005		100%	\$17,995,950	\$17,995,950	0.0%			\$0 N/A		Catawba
Clayton, Town of		TBD					\$14,036,250		100.0%			\$0 N/A		Johnston
Clayton, Town of	Improve Existing Sewer Infrastructure	SWWR	SWWR-G	SRP-W-134-0119		100%	\$5,910,000	\$5,910,000	0.0%			\$0 N/A		Johnston
Cleveland County Water	Flocculation & Sedimentation Improvements	SDWR	SDWR-G	SRP-D-134-0022		100%	\$4,225,650	\$4,225,650	0.0%			\$0 N/A		Cleveland
Clinton, City of	Wastewater Plant Clarifier	SWWR	SWWR-G	SRP-W-134-0043		100%	\$4,925,000	\$4,925,000	0.0%			\$0 N/A		Sampson
Columbus County	Lebanon Church Rd Transmission & Water	SDWR	SDWR-G	SRP-D-134-0075		100%	\$15,385,700	\$15,385,700	0.0%			\$0 N/A		Columbus
Columbus, Town of		TBD					\$788,000		100.0%			\$0 N/A		Polk
Connelly Springs, Town of	Tomlinson Loop WW Project	SWWR	SWWR-G	SRP-W-134-0156		100%	\$2,510,273	\$2,510,273	0.0%			\$0 N/A		Burke
Contentnea Metropolitan Sewage District	2024 CMSD Treatment and Transmission Improvements	SWWR	SWWR-G	SRP-W-134-0158		100%	\$12,312,500	\$12,312,500	0.0%			\$0 N/A		Pitt
Currituck County	Moyock Regional WWTP Replacement	SWWR	SWWR-G	SRP-W-134-0049		100%	\$15,760,000	\$13,762,000	12.7%			\$0 N/A		Currituck
Dallas, Town of	Dallas Stanley Hwy Forced Main Replacement	SWWR	SWWR-G	SRP-W-134-0111		100%	\$1,970,000	\$840,800	57.3%			\$0 N/A		Gaston
Davidson County	Silver Valley Regional Sewer System	SWWR	SWWR-G	SRP-W-134-0088		100%	\$24,625,000	\$24,625,000	0.0%			\$0 N/A		Davidson
Denton, Town of		TBD					\$1,970,000		100.0%			\$0 N/A		Davidson
Dobbins Heights, Town of		TBD					\$2,511,750		100.0%			\$0 N/A		Richmond
Dobson, Town of	Ridge Road Pump Station	SWWR	SWWR-G	SRP-W-134-0020		100%	\$1,526,750	\$1,526,750	0.0%			\$0 N/A		Surry
Dunn, City of		TBD					\$6,993,500		100.0%			\$0 N/A		Harnett
Eden, City of	Sewer System Improvements 2024	SWWR	SWWR-G	SRP-W-134-0173		100%	\$6,895,000		100.0%			\$0 N/A		Rockingham
Edgecombe County	Kingsboro Industrial Park Phase II Sewer Extension	SWWR	SWWR-G	SRP-W-134-0040		100%	\$13,987,000	\$13,987,000	0.0%			\$0 N/A		Edgecombe
Elizabeth City, City of	Pump Station Rehabilitations	SWWR	SWWR-G	SRP-W-134-0089		100%	\$8,865,000	\$2,430,000	0.0%			\$0 N/A		Pasquotank
Elizabeth City, City of		TBD					\$8,865,000		0.0%			\$0 N/A		Pasquotank
Elizabeth City, City of	Raw Water Reservoir Replacement Project	SDWR	SDWR-G	SRP-D-134-0076		100%	\$8,865,000	\$3,300,000	35.4%			\$0 N/A		Pasquotank
Elkin, Town of	West Elkin Water Tank Replacement	SDWR	SDWR-G	SRP-D-134-0023		100%	\$6,402,500	\$6,402,500	0.0%			\$0 N/A		Surry
Ellenboro, Town of		TBD					\$985,000		100.0%			\$0 N/A		Rutherford
Elon, Town of		TBD					\$1,970,000		100.0%			\$0 N/A		Alamance
Erwin, Town of	Town of Erwin Stormwater Management Plan	SWWR	SWWR-G	SRP-S-134-0117		100%	\$492,500	\$492,500	0.0%			\$0 N/A		Harnett
Wayne County Development Alliance		TBD					\$19,700,000		100.0%			\$0 N/A		Wayne
Fayetteville Public Works Commission	High Pressure Zone Water Main Improvements	SDWR	SDWR-G	SRP-D-134-0129		100%	\$11,820,000	\$2,111,000	0.0%			\$0 N/A		Cumberland
Fayetteville Public Works Commission	Water Main Extension Grays Creek Schools	SDWR	SDWR-G	SRP-D-134-0174		100%	\$11,820,000		82.1%			\$0 N/A		Cumberland
Forest City, Town of	Morrow Motor Road Water System Improvements	SDWR	SDWR-G	SRP-D-134-0187		100%	\$4,509,330		100.0%			\$0 N/A		Rutherford
Forsyth County		TBD					\$19,700,000		100.0%			\$0 N/A		Forsyth
Four Oaks, Town of	Sewer Extension 2 and Upgrade to 5 Pump	SWWR	SWWR-G	SRP-W-134-0167		100%	\$4,531,000	\$1,100,000	0.0%			\$0 N/A		Johnston
Four Oaks, Town of	Town of Four Oaks Elevated Water Storage Tank	SDWR	SDWR-G	SRP-D-134-0168		100%	\$4,531,000	\$3,431,000	0.0%			\$0 N/A		Johnston
Fuquay-Varina , Town of	Fuquay-Varina Transmission Main	SDWR	SDWR-G	SRP-D-134-0024		100%	\$28,171,000	\$28,171,000	0.0%			\$0 N/A		Wake
Gastonia, City of	Advanced Metering Infrastructure (AMI)	SDWR	SDWR-G	SRP-D-134-0136		100%	\$23,640,000	\$6,000,000	0.0%			\$0 N/A		Gaston
Gastonia, City of	Long Creek WWTP Imp & Sewer Relocations	SWWR	SWWR-G	SRP-W-134-0120		100%	\$23,640,000	\$2,475,000	0.0%			\$0 N/A		Gaston
Gastonia, City of	Brooklyn Neighborhood Water Relocation	SDWR	SDWR-G	SRP-D-134-0137		100%	\$23,640,000	\$1,105,000	0.0%			\$0 N/A		Gaston
Gastonia, City of	Rankin Raw Waterline Bypass & Valve Rep	SDWR	SDWR-G	SRP-D-134-0138		100%	\$23,640,000	\$4,900,000	0.0%			\$0 N/A		Gaston
Gastonia, City of	Raw Waterline Zone 1 Replacement	SDWR	SDWR-G	SRP-D-134-0138		100%	\$23,640,000	\$2,300,000	0.0%			\$0 N/A		Gaston
Gastonia, City of	SCADA Rehabilitation Phase II	SWWR	SWWR-G	SRP-W-134-0122		100%	\$23,640,000	\$6,500,000	1.5%			\$0 N/A		Gaston
Gastonia, City of		TBD					\$4,261,465		100.0%			\$0 N/A		Gaston
Gates County	Gates Wastewater System Improvements	SWWR	SWWR-G	SRP-W-134-0152		100%	\$985,000	\$287,793	0.0%			\$0 N/A		Gates
Gates County	Gates Water System Improvements	SDWR	SDWR-G	SRP-D-134-0153		100%	\$985,000	\$697,207	0.0%			\$0 N/A		Gates

Construction Projects Funded by the State Reserve Program for FY 2022-2023

(Data Pull: 8-2023)

Owner	Project Name	Funding Source	Funding Program	Project Number	Co-Funded?	Grant Percentage	Appropriated Amount*	Amount Requested in FY 2023-2024*†	Percent of Appropriation Remaining*	Grant Amount	Loan Amount	Total Funding	Description	County
Gates County	Gates Water System Improvements	SDWR	SDWR-G	SRP-D-134-0154		100%	\$9,007,825	\$9,007,825	0.0%			\$0 N/A		Gates
Gibsonville , Town of		TBD					\$985,000		0.0%			\$0 N/A		Guilford
Gibsonville , Town of		TBD					\$985,000		100.0%			\$0 N/A		Guilford
Goldsboro, City of		TBD					\$4,925,000		100.0%			\$0 N/A		Wayne
Goldston, Town of	Phase II Sewer System Improvements	SWWR	SWWR-G	SRP-W-134-0006		100%	\$453,100	\$453,100	0.0%			\$0 N/A		Chatham
Goldston/Gulf Sanitary District	Carbonton Road Phase 1	SDWR	SDWR-G	SRP-D-134-0161		100%	\$1,970,000	\$396,714	0.0%			\$0 N/A		Chatham
Goldston/Gulf Sanitary District	Clarance McKeithan Rd.	TBD		SRP-D-134-0189			\$1,970,000	\$120,520	73.7%			\$0 N/A		Chatham
Greensboro , City of	Pleasant Garden Infrastructure Improvements	SDWR	SDWR-G	SRP-D-134-0141		100%	\$5,417,500	\$5,417,500	0.0%			\$0 N/A		Guilford
Greensboro , City of	Peacehaven Infrastructure Project	SWWR	SWWR-G	SRP-W-134-0139		100%	\$1,477,500	\$1,477,500	0.0%			\$0 N/A		Guilford
Halifax, Town of	Phase 1 Sewer Improvements	SWWR	SWWR-G	SRP-W-134-0058		100%	\$1,182,000	\$1,182,000	0.0%			\$0 N/A		Halifax
Hamlet, City of		TBD					\$4,925,000		100.0%			\$0 N/A		Richmond
Handy Sanitary District		TBD					\$7,141,250		100.0%			\$0 N/A		Davidson
Harnett County		TBD					\$10,631,302		0.0%			\$0 N/A		Harnett
Harnett County	HRW NHWWTP Capacity Upgrade	SWWR	SWWR-G	SRP-W-134-0092		100%	\$14,775,000	\$14,775,000	0.0%			\$0 N/A		Harnett
Havelock, City of	Miller/Lake Waterline Upgrades	SDWR	SDWR-G	SRP-D-134-0077		100%	\$3,447,500	\$3,447,500	0.0%			\$0 N/A		Craven
Henderson, City of		TBD					\$197,000		100.0%			\$0 N/A		Vance
Hendersonville, City of	Solids Management Improvements	SWWR	SWWR-G	SRP-W-134-0060		100%	\$14,528,750	\$14,528,750	0.0%			\$0 N/A		Henderson
Hertford, Town of		TBD					\$1,280,500		100.0%			\$0 N/A		Perquimans
Hertford, Town of		TBD					\$2,955,000		100.0%			\$0 N/A		Perquimans
Hickory , City of		TBD					\$14,775,000		100.0%			\$0 N/A		Catawba
Highlands, Town of	Highlands WTP Improvements	SDWR	SDWR-G	SRP-D-134-0185		100%	\$4,925,000	\$4,925,000	0.0%			\$0 N/A		Macon
Hoke County	Hoke-Raeford Interconnect	SDWR	SDWR-G	SRP-D-134-0025		100%	\$1,182,000	\$1,182,000	0.0%			\$0 N/A		Hoke
Holden Beach, Town of	Lift-Station #2 Hazard Mitigation	SWWR	SWWR-G	SRP-W-134-0021		100%	\$1,970,000	\$1,970,000	0.0%			\$0 N/A		Brunswick
Holly Springs , Town of	Water Conveyance System	SDWR	SDWR-G	SRP-D-134-0026		100%	\$15,169,000	\$15,169,000	0.0%			\$0 N/A		Wake
Hookerton, Town of		TBD					\$246,250		100.0%			\$0 N/A		Greene
Jackson, Town of	Public Water Supply Well #3	SDWR	SDWR-G	SRP-D-134-0057		100%	\$985,000	\$985,000	0.0%			\$0 N/A		Northampton
Johnston County	Fo, Holt Lake & Neuse River WW Trans	SWWR	SWWR-G	SRP-W-134-0001		100%	\$19,700,000	\$4,252,300	0.0%			\$0 N/A		Johnston
Johnston County	CJCRWWTF Improvements	SWWR	SWWR-G	SRP-W-134-0002		100%	\$19,700,000	\$7,495,000	0.0%			\$0 N/A		Johnston
Johnston County	Austin Pond WWPS Upgrade	SWWR	SWWR-G	SRP-W-134-0177		100%	\$19,700,000		0.0%			\$0 N/A		Johnston
Johnston County	Buffalo Road Force Main	SWWR	SWWR-G	SRP-W-134-0178		100%	\$19,700,000		40.4%			\$0 N/A		Johnston
Jones County	Water Treatment Plant Expansion and Industrial Park Water Improvements	SDWR	SDWR-G	SRP-D-134-0078		100%	\$9,357,500	\$9,357,500	0.0%			\$0 N/A		Jones
Jones County	Water System Valve Additions	SDWR	SDWR-G	SRP-D-134-0147		100%	\$1,182,000	\$1,182,000	0.0%			\$0 N/A		Jones
Kenansville, Town of		TBD					\$7,880,000		100.0%			\$0 N/A		Duplin
Kenly, Town of		TBD					\$847,371		100.0%			\$0 N/A		Johnston
Kings Mountain, City of	Project South WWTP-Revised	SWWR	SWWR-G	SRP-W-134-0112		100%	\$38,794,225	\$38,794,225	0.0%			\$0 N/A		Cleveland
Lake Waccamaw, Town of	Public Wtr Supply Imprv Well #3 & #4	SDWR	SDWR-G	SRP-D-134-0017		100%	\$3,940,000	\$1,062,220	0.0%			\$0 N/A		Columbus
Lake Waccamaw, Town of	Lift Station Mitigation & WWTP Rehabilitation	SWWR	SWWR-G	SRP-W-134-0093		100%	\$3,940,000	\$217,270	67.5%			\$0 N/A		Columbus
Landis, Town of	Patterson Rd Flat Rock Rd Water Line	SDWR	SDWR-G	SRP-D-134-0003		100%	\$2,462,500	\$2,425,000	1.5%			\$0 N/A		Rowan
Lansing, Town of	Town of Lansing Sewer Upgrades	SWWR	SWWR-G	SRP-W-134-0130		100%	\$3,447,500	\$1,776,747	0.0%			\$0 N/A		Ashe
Lansing, Town of	Town of Lansing Water System Upgrades	SDWR	SDWR-G	SRP-D-134-0131		100%	\$3,447,500	\$1,670,753	0.0%			\$0 N/A		Ashe
Laurinburg, City of	McColl Rd Water Line Replacement	SDWR	SDWR-G	SRP-D-134-0027		100%	\$2,462,500	\$2,462,500	0.0%			\$0 N/A		Scotland
Laurinburg, City of	Raw Water System Expansion	SDWR	SDWR-G	SRP-D-134-0028		100%	\$7,387,500	\$7,387,500	0.0%			\$0 N/A		Scotland
Laurinburg, City of	Leith Creek WWTP Renovations	SWWR	SWWR-G	SRP-W-134-0050		100%	\$9,850,000	\$9,850,000	0.0%			\$0 N/A		Scotland
Lenoir, City of	Lenoir-Valdese Water Interconnect	SDWR	SDWR-G	SRP-D-134-0165		100%	\$16,745,000	\$16,745,000	0.0%			\$0 N/A		Caldwell
Lexington, City of		TBD					\$1,970,000		100.0%			\$0 N/A		Davidson
Lillington, Town of	North Harnett WWTP Capacity Upgrade	SWWR	SWWR-G	SRP-W-134-0163		100%	\$10,896,563	\$3,037,556	0.0%			\$0 N/A		Harnett
Lillington, Town of	Lillington Elevated Water Tank	SDWR	SDWR-G	SRP-D-134-0166		100%	\$10,896,563	\$4,500,000	30.8%			\$0 N/A		Harnett
Lincoln County	Asset Management System	SWWR/SDWR	SWWR-G/SDWR-G	AIA-M-134-0307		100%	\$9,850,000		0.0%			\$0 N/A		Lincoln
Lincoln County	SCADA System Upgrades and Expansion	SWWR/SDWR	SWWR-G/SDWR-G	SRP-M-134-0180		100%	\$9,850,000		0.0%			\$0 N/A		Lincoln
Lincoln County	Bethel Booster Pump Station Relocation	SDWR	SDWR-G	SRP-D-134-0181		100%	\$9,850,000		0.0%			\$0 N/A		Lincoln
Lincoln County	AMI Water Meter Upgrades	SDWR	SDWR-G	SRP-D-134-0182		100%	\$9,850,000		0.0%			\$0 N/A		Lincoln
Lincoln County	HWY E 150 Water Main Improvements	SDWR	SDWR-G	SRP-D-134-0183		100%	\$9,850,000		100.0%			\$0 N/A		Lincoln
Lincoln County	Laboratory Rd Water Main Extension	SDWR	SDWR-G	SRP-D-134-0184		100%	\$1,428,250		0.0%			\$0 N/A		Lincoln
Linden, Town of	Linden Water Meter Replacement 2023	SDWR	SDWR-G	SRP-D-134-0029		100%	\$326,431	\$326,431	0.0%			\$0 N/A		Cumberland
Littleton, Town of	2024 Sewer System Improvements	SWWR	SWWR-G	SRP-W-134-0101		100%	\$14,775,000	\$7,387,500	0.0%			\$0 N/A		Halifax
Littleton, Town of	2024 Water System Improvements	SDWR	SDWR-G	SRP-D-134-0124		100%	\$14,775,000	\$7,387,500	0.0%			\$0 N/A		Halifax
Locust, City of	North Basin Sewer Collection Improvement	SWWR	SWWR-G	SRP-W-134-0059		100%	\$9,850,000	\$9,850,000	0.0%			\$0 N/A		Stanly
Love Valley, Town of	Love Valley Sewer Project	SWWR	SWWR-G	SRP-W-134-0091		100%	\$1,477,500	\$1,455,000	1.5%			\$0 N/A		Iredell
Lowell, City of		TBD					\$8,126,250		100.0%			\$0 N/A		Gaston
Lower Cape Fear Water and Sewer Authority		TBD					\$29,550,000		100.0%			\$0 N/A		Brunswick
Madison County	Town of Hot Springs Water Consolidation	SDWR	SDWR-G	SRP-D-134-0097		100%	\$17,730,000	\$2,900,000	83.6%			\$0 N/A		Madison
Madison, Town of	Meter Replacement Project and WTP Upgrades	SDWR	SDWR-G	SRP-D-134-0171		100%	\$4,432,500	\$4,432,500	0.0%			\$0 N/A		Rockingham
Marion, City of	Marion Sewer Improvements	SWWR	SWWR-G	SRP-W-134-0102		100%	\$5,910,000	\$5,278,180	0.0%			\$0 N/A		McDowell
Marion, City of	Marion Water Improvements	SDWR	SDWR-G	SRP-D-134-0098		100%	\$5,910,000	\$631,820	0.0%			\$0 N/A		McDowell
Marshville , Town of	Wastewater Capacity Expansion	SWWR	SWWR-G	SRP-W-134-0121		100%	\$3,940,000	\$3,940,000	0.0%			\$0 N/A		Union

Construction Projects Funded by the State Reserve Program for FY 2022-2023

(Data Pull: 8-2023)

Owner	Project Name	Funding Source	Funding Program	Project Number	Co-Funded?	Grant Percentage	Appropriated Amount*	Amount Requested in FY 2023-2024*†	Percent of Appropriation Remaining*	Grant Amount	Loan Amount	Total Funding	Description	County
Mayodan, Town of	WWTP Upgrade/ I&I Improvements	SWWR	SWWR-G	SRP-W-134-0094		100%	\$3,940,000	\$3,880,000	1.5%			\$0 N/A		Rockingham
McDowell County	McDowell County-Providence Water System	SDWR	SDWR-G	SRP-D-134-0008		100%	\$3,940,000	\$3,940,000	0.0%			\$0 N/A		McDowell
Mebane, City of	Mebane Sewer Rehabilitation & WRRF Expansion	SWWR	SWWR-G	SRP-W-134-0172		100%	\$2,955,000	\$2,955,000	0.0%			\$0 N/A		Alamance
Mocksville, Town of		TBD					\$1,083,500		100.0%			\$0 N/A		Davie
Montgomery County	Lillys Bridge Rd Force Main Project	SWWR	SWWR-G	SRP-W-134-0062		100%	\$7,880,000	\$7,880,000	0.0%			\$0 N/A		Montgomery
Moore County	Seven Lakes Sewer System	SWWR	SWWR-G	SRP-W-134-0132		100%	\$14,775,000	\$14,775,000	0.0%			\$0 N/A		Moore
Mooreville, Town of	Reeds Creek Pump Station	SWWR	SWWR-G	SRP-W-134-0095		100%	\$3,546,000	\$3,546,000	0.0%			\$0 N/A		Iredell
Morganton, City of	WTP Sedimentation Basin Imp	SDWR	SDWR-G	SRP-D-134-0068		100%	\$13,356,600	\$6,601,400	0.0%			\$0 N/A		Burke
Morganton, City of	Silver Creek Pump Station	SWWR	SWWR-G	SRP-W-134-0063		100%	\$13,356,600	\$5,053,953	12.7%			\$0 N/A		Burke
Mount Airy, City of	Main Street Water Line Replacements	SDWR	SDWR-G	SRP-D-134-0133		100%	\$1,970,000	\$1,970,000	0.0%			\$0 N/A		Surry
Mount Holly, City of		TBD					\$9,850,000		100.0%			\$0 N/A		Gaston
Mount Pleasant, Town of	Mount Pleasant Water Treatment Plant	SDWR	SDWR-G	SRP-D-134-0004		100%	\$985,000	\$985,000	0.0%			\$0 N/A		Cabarrus
Murfreesboro, Town of	Main St & Third St Water line Replace	SDWR	SDWR-G	SRP-D-134-0041		100%	\$4,235,500	\$1,237,500	0.0%			\$0 N/A		Hertford
Murfreesboro, Town of	Water Meter Replacement	SDWR	SDWR-G	SRP-D-134-0042		100%	\$4,235,500	\$1,300,000	0.0%			\$0 N/A		Hertford
Murfreesboro, Town of	Bid Overrun Carver Park LS	SWWR	SWWR-G	SRP-W-134-0047		100%	\$4,235,500	\$468,737	29.0%			\$0 N/A		Hertford
Murphy, Town of	Downtown Waterline Rehabilitation	SDWR	SDWR-G	SRP-D-134-0030		100%	\$394,000	\$394,000	0.0%			\$0 N/A		Cherokee
Nash County	NNWSD Wastewater System Improvements	SWWR	SWWR-G	SRP-W-134-0188		100%	\$16,767,164		100.0%			\$0 N/A		Nash
New Hanover County	Last Frontier	SWWR/SDWR	SWWR-G/SDWR-G	SRP-M-134-0100		100%	\$29,550,000	\$29,550,000	0.0%			\$0 N/A		New Hanover
New Hanover County	Blue Clay Business Park	SWWR/SDWR	SWWR-G/SDWR-G	SRP-M-134-0140		100%	\$14,775,000	\$8,844,577	40.1%			\$0 N/A		New Hanover
Newport, Town of		TBD					\$114,236		100.0%			\$0 N/A		Carteret
Newton Grove, Town of		TBD					\$1,477,500		100.0%			\$0 N/A		Sampson
Newton, City of	Clark Creek WWTP Improvements	SWWR	SWWR-G	SRP-W-134-0011		100%	\$11,820,000	\$11,820,000	0.0%			\$0 N/A		Catawba
Northampton County		TBD					\$18,321,000		100.0%			\$0 N/A		Northampton
Oak Ridge, Town of		TBD					\$4,432,500		100.0%			\$0 N/A		Guilford
Old Fort, Town of	Catawba Avenue Water System Improvements	SDWR	SDWR-G	SRP-D-134-0179		100%	\$1,034,250	\$1,034,250	0.0%			\$0 N/A		McDowell
Onslow Water and Sewer Authority	Northwest Regional Water Reclamation Facility, Hurricane Florence Recovery Projects	SWWR	SWWR-G	SRP-W-134-0066		100%	\$4,925,000	\$4,925,000	0.0%			\$0 N/A		Onslow
Oriental, Town of	Water System Improvements	SDWR	SDWR-G	SRP-D-134-0031		100%	\$5,417,500	\$5,417,500	0.0%			\$0 N/A		Pamlico
Oxford, City of		TBD					\$9,850,000		100.0%			\$0 N/A		Granville
Pamlico County	Grantsboro-Kershaw WTP Improvements	SDWR	SDWR-G	SRP-D-134-0010		100%	\$4,925,000	\$3,362,900	31.7%			\$0 N/A		Pamlico
Pasquotank County	Pasquotank County RO Plant Weeksville Well Field Improvements	SDWR	SDWR-G	SRP-D-134-0115		100%	\$9,170,350	\$9,170,350	0.0%			\$0 N/A		Pasquotank
Pembroke, Town of	Pembroke Investment for Revitalization	SWWR/SDWR	SWWR-G/SDWR-G	SRP-M-134-0072		100%	\$13,790,000	\$1,703,370	0.0%			\$0 N/A		Robeson
Pembroke, Town of	Pembroke WWTP Phase 2	SWWR	SWWR-G	SRP-W-134-0071		100%	\$13,790,000	\$2,855,025	66.9%			\$0 N/A		Robeson
Pilot Mountain, Town of	Water Distribution Improvements	SDWR	SDWR-G	SRP-D-134-0107		100%	\$1,477,500	\$64,962	0.0%			\$0 N/A		Surry
Pilot Mountain, Town of	Water System Improvements	SDWR	SDWR-G	SRP-D-134-0108		100%	\$1,477,500	\$636,213	0.0%			\$0 N/A		Surry
Pilot Mountain, Town of	Needham Street Waterline Replacement	SDWR	SDWR-G	SRP-D-134-0164		100%	\$1,477,500	\$285,700	33.2%			\$0 N/A		Surry
Pine Level, Town of	Wastewater Capacity Fees Purchase	SWWR	SWWR-G	SRP-W-134-0113		100%	\$1,723,750	\$829,635	0.0%			\$0 N/A		Johnston
Pine Level, Town of	Water Treatment Plant Renovation	SDWR	SDWR-G	SRP-D-134-0142		100%	\$1,723,750	\$894,115	0.0%			\$0 N/A		Johnston
Pinebluff, Town of	2024 Water System Improvements	SDWR	SDWR-G	SRP-D-134-0148		100%	\$5,122,000	\$5,122,000	0.0%			\$0 N/A		Moore
Pitt County	Wastewater Project Pitt County Schools	SWWR	SWWR-G	SRP-W-134-0103		100%	\$591,000	\$522,122	11.7%			\$0 N/A		Pitt
Princeton, Town of	WWTP Upgrades	SWWR	SWWR-G	SRP-W-134-0149		100%	\$2,482,200	\$2,482,200	0.0%			\$0 N/A		Johnston
Raeford, City of	WW System Improvement Projects	SWWR	SWWR-G	SRP-W-134-0114		100%	\$6,402,500	\$4,133,000	0.0%			\$0 N/A		Hoke
Raeford, City of	Water System Improvement Projects	TBD					\$6,402,500	\$5,082,000	-43.9%			\$0 N/A		Hoke
Raeford, City of		TBD					\$2,955,000		100.0%			\$0 N/A		Hoke
Randleman, City of		TBD					\$5,072,750		100.0%			\$0 N/A		Randolph
Randolph County		TBD					\$83,758,797		100.0%			\$0 N/A		Randolph
Ranlo, Town of	Waterline Interconnect & Replacement	SDWR	SDWR-G	SRP-D-134-0032		100%	\$4,925,000	\$4,925,000	0.0%			\$0 N/A		Gaston
Reidsville, City of	Piedmont and Annie Penn Wastewater Outfalls	SWWR	SWWR-G	SRP-W-134-0065		100%	\$1,576,000	\$1,576,000	0.0%			\$0 N/A		Rockingham
Richmond County		TBD					\$11,820,000		100.0%			\$0 N/A		Richmond
Richmond County		TBD					\$3,940,000		100.0%			\$0 N/A		Richmond
River Bend, Town of	Water Treatment Improvements	SDWR	SDWR-G	SRP-D-134-0033		100%	\$9,252,105	\$9,252,105	0.0%			\$0 N/A		Craven
Robbinsville, Town of	Old Sweetwater/Fort Hill Road Water Improvement	SDWR	SDWR-G	SRP-D-134-0150		100%	\$1,374,075	\$1,374,075	0.0%			\$0 N/A		Graham
Robeson County	Lumber Bridge Water Treatment Plant Expansion	SDWR	SDWR-G	SRP-D-134-0034		100%	\$8,416,825	\$8,416,825	0.0%			\$0 N/A		Robeson
Rockingham, City of	WWTP Improvements	SWWR	SWWR-G	SRP-W-134-0118		100%	\$12,805,000	\$12,805,000	0.0%			\$0 N/A		Richmond
Ronda, Town of	Waterline Extension Improvements	SDWR	SDWR-G	SRP-D-134-0039		100%	\$1,865,994	\$1,865,994	0.0%			\$0 N/A		Wilkes
Rosman, Town of	Multiple-Water Infrastructure Projects	SDWR	SDWR-G	SRP-D-134-0035		100%	\$9,850,000	\$9,212,300	6.5%			\$0 N/A		Transylvania
Rosman, Town of	Sewer Pump Station and Force Main	SWWR	SWWR-G	SRP-W-134-0051		100%	\$9,850,000	\$637,700	93.5%			\$0 N/A		Transylvania
Roxboro, City of	Western Sewer System	SWWR	SWWR-G	SRP-W-134-0016		100%	\$25,610,000	\$25,610,000	0.0%			\$0 N/A		Person
Rutherfordton, Town of	Rutherfordton Sewer Projects	SWWR	SWWR-G	SRP-W-134-0007		100%	\$3,575,550	\$3,575,550	0.0%			\$0 N/A		Rutherford
Salemberg, Town of	Vandergrift Street Water & Sewer Improvements (Phase One)	SWWR/SDWR	SWWR-G/SDWR-G	SRP-M-134-0134		100%	\$2,462,500	\$86,700	96.5%			\$0 N/A		Sampson


Construction Projects Funded by the State Reserve Program for FY 2022-2023

(Data Pull: 8-2023)


Owner	Project Name	Funding Source	Funding Program	Project Number	Co-Funded?	Grant Percentage	Appropriated Amount*	Amount Requested in FY 2023-2024*†	Percent of Appropriation Remaining*	Grant Amount	Loan Amount	Total Funding	Description	County
Sampson County	Landfill Area Water Main Extensions	SDWR	SDWR-G	SRP-D-134-0079		100%	\$4,057,531	\$4,057,531	0.0%			\$0 N/A		Sampson
Sampson County	Southern Groundwater Wells - Phase 1	SDWR	SDWR-G	SRP-D-134-0080		100%	\$5,910,000	\$1,255,000	78.8%			\$0 N/A		Sampson
Sanford, City of	Development, Operation and Management of the Siler City Wastewater Project	SWWR	SWWR-G	SRP-W-134-0052		100%	\$2,462,500	\$2,462,500	0.0%			\$0 N/A		Lee
Sanford, City of	Grace School and Fire Department Sewer	SWWR	SWWR-G	SRP-W-134-0053		100%	\$4,925,000	\$4,925,000	0.0%			\$0 N/A		Lee
Sedalia, Town of		TBD					\$2,647,128		100.0%			\$0 N/A		Guilford
Selma, Town of	Selma Water System Improvements	SDWR	SDWR-G	SRP-D-134-0009		100%	\$12,608,000	\$12,608,000	0.0%			\$0 N/A		Johnston
Shelby, City of	First Broad River Outfall Improvements	SWWR	SWWR-G	SRP-W-134-0096		100%	\$12,274,578	\$12,274,578	0.0%			\$0 N/A		Cleveland
Siler City, Town of	Utility Improvements Sewer	SWWR	SWWR-G	SRP-W-134-0018		100%	\$71,658,750	\$69,067,500	3.6%			\$0 N/A		Chatham
Siler City, Town of	Elevated Storage Tank	SDWR	SDWR-G	SRP-D-134-0036		100%	\$2,462,500	\$2,462,500	0.0%			\$0 N/A		Chatham
Smithfield, Town of	East Smithfield Water Maian	SDWR	SDWR-G	SRP-D-134-0037		100%	\$6,156,250	\$500,000	0.0%			\$0 N/A		Johnston
Smithfield, Town of	Spring Branch Drainage	SWWR	SWWR-G	SRP-S-134-0013		100%	\$6,156,250	\$1,400,000	0.0%			\$0 N/A		Johnston
Smithfield, Town of	CSX Culvert Imp	SWWR	SWWR-G	SRP-S-134-0090		100%	\$6,156,250	\$1,100,000	0.0%			\$0 N/A		Johnston
Smithfield, Town of	Replace Sanitary Infrastructure & PS#11 / Replace Aged Sanitary Sewer Infrastructure	SWWR	SWWR-G	SRP-W-134-0012		100%	\$6,156,250	\$2,500,000	0.0%			\$0 N/A		Johnston
Smithfield, Town of	Caswell Street Storm Water Project	SWWR	SWWR-G	SRP-S-134-0186		100%	\$6,156,250	\$93,500	9.1%			\$0 N/A		\$0
Snow Hill, Town of		TBD					\$4,159,163		100.0%			\$0 N/A		Greene
South Granville Water and Sewer Authority		TBD					\$4,925,000		100.0%			\$0 N/A		Granville
Spring Hope, Town of	Wastewater System Improvements	SWWR	SWWR-G	SRP-W-134-0151		100%	\$2,955,000	\$2,955,000	0.0%			\$0 N/A		Nash
Spring Lake, Town of		TBD					\$295,500		100.0%			\$0 N/A		Cumberland
Spruce Pine, Town of	Hwy 226 Waterline Replacement	SDWR	SDWR-G	SRP-D-134-0159		100%	\$2,462,500	\$1,334,276	45.8%			\$0 N/A		Mitchell
St. Pauls, Town of		TBD					\$2,462,500		100.0%			\$0 N/A		Robeson
Stanley, Town of		TBD					\$985,000		100.0%			\$0 N/A		Gaston
Stanly County		TBD					\$1,970,000		100.0%			\$0 N/A		Stanly
Stantonsburg, Town of	Well and Waterline Replacement Project	SDWR	SDWR-G	SRP-D-134-0160		100%	\$2,561,000	\$3,000	99.9%			\$0 N/A		Wilson
Star, Town of		TBD					\$9,850,000		100.0%			\$0 N/A		Montgomery
Statesville, City of		TBD					\$2,955,000		100.0%			\$0 N/A		Iredell
Stokes County Water and Sewer Authority		TBD					\$14,775,000		100.0%			\$0 N/A		Stokes
Surf City, Town of		TBD					\$19,700,000		100.0%			\$0 N/A		Pender
Thomasville, City of	2024 Waterline Replacements	SDWR	SDWR-G	SRP-D-134-0081		100%	\$3,940,000	\$3,940,000	0.0%			\$0 N/A		Davidson
Transylvania County		TBD					\$9,850,000		100.0%			\$0 N/A		Transylvania
Trinity, City of	Steeplegate Lift Station and Force Main	SWWR	SWWR-G	SRP-W-134-0044		100%	\$4,432,500	\$4,432,500	0.0%			\$0 N/A		Randolph
Troutman, Town of		TBD					\$13,790,000		100.0%			\$0 N/A		Iredell
Tryon, Town of	FY24 Water System Improvements	SDWR	SDWR-G	SRP-D-134-0015		100%	\$2,199,998	\$604,877	72.5%			\$0 N/A		Polk
Tryon, Town of	FY24 Wastewater System Improvements	SWWR	SWWR-G	SRP-W-134-0014		100%	\$2,199,998	\$1,595,121	27.5%			\$0 N/A		Polk
Union County	12-Mile Creek WRF 9.0 MGD Expansion	SWWR	SWWR-G	SRP-W-134-0064		100%	\$25,610,000	\$25,610,000	0.0%			\$0 N/A		Union
Union County	Waxhaw Sanitary Sewer R&R	SWWR	SWWR-G	SRP-W-134-0086		100%	\$1,477,500	\$1,477,500	0.0%			\$0 N/A		Union
Valdese, Town of	Water Treatment Plant Upgrades	SDWR	SDWR-G	SRP-D-134-0038		100%	\$6,895,000	\$6,895,000	0.0%			\$0 N/A		Burke
Vance County	Vance County Water District-Phase 1B	SDWR	SDWR-G	SRP-D-134-0054		100%	\$3,940,000	\$3,940,000	0.0%			\$0 N/A		Vance
Wade, Town of		TBD					\$162,577		100.0%			\$0 N/A		Cumberland
Warren County		TBD					\$4,925,000		100.0%			\$0 N/A		Warren
Weaverville, Town of	Weaverville Water Treatment Plant Expansion	SDWR	SDWR-G	SRP-D-134-0082		100%	\$14,775,000	\$14,775,000	0.0%			\$0 N/A		Buncombe
Weldon, Town of	Infrastructure Improvements Project	SDWR	SDWR-G	SRP-D-134-0104		100%	\$788,000	\$572,250	27.4%			\$0 N/A		Halifax
West Jefferson, Town of	Greenfield Pump Station Improvements	SWWR	SWWR-G	SRP-W-134-0055		100%	\$715,258	\$715,258	0.0%			\$0 N/A		Ashe
Wilkes County	Wilkes County Rural Community Wastewater Extension Project - Airport	SWWR	SWWR-G	SRP-W-134-0106		100%	\$6,826,050	\$6,826,050	0.0%			\$0 N/A		Wilkes
Wilson County		TBD					\$1,970,000		100.0%			\$0 N/A		Wilson
Wilson, City of	Wiggins Mill WTP Electric Upgrades	SDWR	SDWR-G	SRP-D-134-0083		100%	\$22,162,500	\$13,788,023	0.0%			\$0 N/A		Wilson
Wilson, City of	Ballpark Utilities & Bloomery Outfall	SWWR	SWWR-G	SRP-W-134-0105		100%	\$22,162,500	\$5,919,910	11.1%			\$0 N/A		Wilson
Wilson, City of	Lake Wilson Dam Rehabilitation	SDWR	SDWR-G	SRP-D-134-0084		100%	\$1,034,250	\$1,034,250	0.0%			\$0 N/A		Wilson
Wingate, Town of	Main Street WL & Haskins WL	SDWR	SDWR-G	SRP-D-134-0046		100%	\$11,820,000	\$1,889,020	0.0%			\$0 N/A		Union
Wingate, Town of	Manhole Rehabilitation	SWWR	SWWR-G	SRP-W-134-0069		100%	\$11,820,000	\$1,495,942	0.0%			\$0 N/A		Union
Wingate, Town of	N. Main Street WL at RR Crossing	SDWR	SDWR-G	SRP-D-134-0135		100%	\$11,820,000	\$436,090	0.0%			\$0 N/A		Union
Woodland, Town of	Woodland WWTP Lagoon Rehab & Septage Receiving Station	SWWR	SWWR-G	SRP-W-134-0176		100%	\$3,772,550		100.0%			\$0 N/A		Northampton
Wrightsville Beach, Town of		TBD					\$7,880,000		100.0%			\$0 N/A		New Hanover
Yadkinville, Town of		TBD					\$284,862		100.0%			\$0 N/A		Yadkin
Total S.L. 2023-134							\$2,084,861,937	\$900,715,718	43.2%					

*Shaded amounts indicate that appropriated amounts came from the same pre-appropriation in the budget.

† For pre-appropriated projects, this amount is the amount already claimed by Local Government Units.



Appendix T
State Reserve Non-Construction Projects Funded by the DWI in
FY 2023-2024



Non-Construction Projects Funded by the State Reserve Program for FY 2023-20234
(Data Pull July 12, 2024)

Owner	Funding Source	ARPA	Project Number	Total Funded Amount	Project Name	County
September 2023 Funding Cycle Asset Inventory and Assessment (AIA) Grants						
Goldsboro, City of	SWWR	x	AIA-W-ARP-0284	\$350,000	Goldsboro Wastewater System Masterplan	Wayne
Lilesville, Town of	SDWR		AIA-D-0272	\$150,000	2023 Lilesville Water AIA Project	Anson
Northern Cumberland Regional Sewer System (NORCRESS) District	SWWR	x	AIA-W-ARP-0284	\$400,000	Asset Management & Financial Plan	Cumberland
Green Level, Town of	SWWR		AIA-W-0273	\$150,000	Green Level Sewer AIA	Alamance
Bladenboro, Town of	SWWR		AIA-W-0274	\$150,000	Wastewater Asset Inventory & Assessment	Bladen
Godwin, Town of	SDWR		AIA-D-0275	\$150,000	Water Asset Inventory and Assessment	Cumberland
Lilesville, Town of	SWWR		AIA-W-0276	\$150,000	Sewer System Asset Management Plan	Anson
Princeton, Town of	SWWR		AIA-W-0277	\$150,000	Sewer System Asset Inventory Assessment	Johnston
Stoneville, Town of	SWWR		AIA-W-0278	\$150,000	Stoneville Wastewater AIA	Rockingham
Dobson, Town of	SWWR		AIA-W-0279	\$150,000	Dobson Sewer AIA	Surry
Dobson, Town of	SDWR		AIA-D-0280	\$150,000	Dobson Water AIA	Surry
Hertford County Southern Rural Water District	SDWR		AIA-D-0281	\$150,000	Water System Asset Inventory & Assessmen	Hertford
Four Oaks, Town of	SDWR		AIA-D-0282	\$150,000	Four Oaks Water AIA Application	Johnston
Spruce Pine, Town of	SDWR		AIA-D-0283	\$150,000	Spruce Pine Water AIA	Mitchell
Spruce Pine, Town of	SWWR		AIA-D-0284	\$150,000	Spruce Pine Sewer AIA	Mitchell
Gates County	SDWR	x	AIA-D-ARP-0286	\$383,000	Gates County Water System AIA	Gates
Conover, City of	SDWR		AIA-D-0285	\$150,000	Water AIA	Catawba
Lake Lure, Town of	SDWR		AIA-D-0286	\$150,000	Lake Lure Water AIA Project	Rutherford
Broadway, Town of	SDWR		AIA-D-0287	\$150,000	Water Sys AIA to Support Regionalization	Lee
Green Level, Town of	SDWR		AIA-D-0288	\$150,000	Green Level Water AIA	Alamance
Gates County	SWWR	x	AIA-W-0289	\$167,000	Gates County Wastewater System AIA	Gates
Conover, City of	SWWR		AIA-W-0290	\$150,000	Sewer AIA	Catawba
Hertford County Northern Rural Water District	SDWR		AIA-D-0291	\$150,000	Water System Asset Inventory & Assessmen	Hertford
Warren County	SWWR		AIA-W-0292	\$150,000	Wastewater AIA	Warren
Saratoga, Town of	SDWR		AIA-D-0293	\$150,000	Water System AIA	Wilson
Saratoga, Town of	SWWR		AIA-W-0294	\$150,000	Sanitary Sewer AIA	Wilson
Granite Falls, Town of	SWWR		AIA-W-0295	\$150,000	Wastewater Asset Inventory & Assessment	Caldwell
Greene County	SDWR		AIA-D-0296	\$150,000	Greene County Water AIA	Greene
Four Oaks, Town of	SWWR		AIA-W-0297	\$150,000	Four Oaks Sewer AIA	Johnston
Princeton, Town of	SDWR		AIA-D-0298	\$150,000	Water System Asset Inventory Assessment	Johnston
Lattimore, Town of	SWWR		AIA-W-0299	\$150,000	Sewer System AIA	Cleveland
Boonville, Town of	SDWR		AIA-D-0300	\$150,000	Water System Asset Inventory Assessment	Yadkin
Norwood, Town of	SDWR		AIA-D-0301	\$150,000	Norwood Water AIA	Stanly
Dunn, City of	SDWR		AIA-D-0302	\$150,000	Water System AIA	Harnett
Tyrrell County	SDWR	x	AIA-D-ARP-0288	\$255,000	Tyrrell County Water System AIA	Tyrrell
Boonville, Town of	SWWR	x	AIA-W-0303	\$150,000	Sewer System Asset Inventory Assessment	Yadkin
Snow Hill, Town of	SWWR	x	AIA-W-0304	\$208,000	Snow Hill AIA Sewer	Greene
Snow Hill, Town of	SDWR	x	AIA-D-0305	\$237,318	Snow Hill AIA Water	Greene
Total AIA Funded Amount September 2023				\$6,650,318		
April 2023 Funding Cycle Merger/Regionalization Feasibility (MRF) Grants						
Fremont, Town of	SWWR		MRF-W-0063	\$50,000	Fremont - Eureka MRF	Wayne
Cleveland County Water	SDWR	x	MRF-D-ARP-0014	\$100,000	Water MRF	Cleveland
Cleveland County Water	SWWR	x	MRF-W-ARP-0020	\$200,000	Wastewater MRF	Cleveland
Total MRF Funded Amount September 2023				\$350,000		



Appendix U
Status of State Reserve Funds Disbursed and Remaining in
FY 2023-2024



State Reserve Program Funds Disbursed and Remaining: FY 2023-2024

(Data Pull: July 12, 2024)

Owner	Project #	Fund	Obligated	Disbursed	Remaining
SWIA Approved Fall 2023					
Lilesville	AIA-D-0272	Appropriations & Transfers Fund 2328	\$150,000		\$150,000
Green Level, Town of	AIA-W-0273	Appropriations & Transfers Fund 2328	\$150,000		\$150,000
Bladenboro, Town of	AIA-W-0274	Appropriations & Transfers Fund 2328	\$150,000		\$150,000
Godwin, Town of	AIA-D-0275	Appropriations & Transfers Fund 2328	\$150,000		\$150,000
Lilesville, Town of	AIA-W-0276	Appropriations & Transfers Fund 2328	\$150,000		\$150,000
Princeton, Town of	AIA-W-0277	Appropriations & Transfers Fund 2328	\$150,000		\$150,000
Stoneville, Town of	AIA-W-0278	Appropriations & Transfers Fund 2328	\$150,000		\$150,000
Dobson, Town of	AIA-W-0279	Appropriations & Transfers Fund 2328	\$150,000		\$150,000
Dobson, Town of	AIA-D-0280	Appropriations & Transfers Fund 2328	\$150,000		\$150,000
Hertford County Southern Rural Water District	AIA-D-0281	Appropriations & Transfers Fund 2328	\$150,000		\$150,000
Four Oaks, Town of	AIA-D-0282	Appropriations & Transfers Fund 2328	\$150,000		\$150,000
Spruce Pine, Town of	AIA-D-0283	Appropriations & Transfers Fund 2328	\$150,000		\$150,000
Spruce Pine, Town of	AIA-D-0284	Appropriations & Transfers Fund 2328	\$150,000		\$150,000
Conover, City of	AIA-D-0285	Appropriations & Transfers Fund 2328	\$150,000		\$150,000
Lake Lure, Town of	AIA-D-0286	Appropriations & Transfers Fund 2328	\$150,000		\$150,000
Broadway, Town of	AIA-D-0287	Appropriations & Transfers Fund 2328	\$150,000		\$150,000
Green Level, Town of	AIA-D-0288	Appropriations & Transfers Fund 2328	\$150,000		\$150,000
Gates County	AIA-W-0289	Appropriations & Transfers Fund 2328	\$150,000		\$150,000
Conover, City of	AIA-W-0290	Appropriations & Transfers Fund 2328	\$150,000		\$150,000
Hertford County Northern Rural Water District	AIA-D-0291	Appropriations & Transfers Fund 2328	\$150,000		\$150,000
Warren County	AIA-W-0292	Appropriations & Transfers Fund 2328	\$150,000		\$150,000
Saratoga, Town of	AIA-D-0293	Appropriations & Transfers Fund 2328	\$150,000		\$150,000
Saratoga, Town of	AIA-W-0294	Appropriations & Transfers Fund 2328	\$150,000		\$150,000
Granite Falls, Town of	AIA-W-0295	Appropriations & Transfers Fund 2328	\$150,000		\$150,000
Greene County	AIA-D-0296	Appropriations & Transfers Fund 2328	\$150,000		\$150,000
Four Oaks, Town of	AIA-W-0297	Appropriations & Transfers Fund 2328	\$150,000		\$150,000
Princeton, Town of	AIA-D-0298	Appropriations & Transfers Fund 2328	\$150,000		\$150,000
Lattimore, Town of	AIA-W-0299	Appropriations & Transfers Fund 2328	\$150,000		\$150,000
Boonville, Town of	AIA-D-0300	Appropriations & Transfers Fund 2328	\$150,000		\$150,000
Norwood, Town of	AIA-D-0301	Appropriations & Transfers Fund 2328	\$150,000		\$150,000
Dunn, City of	AIA-D-0302	Appropriations & Transfers Fund 2328	\$150,000		\$150,000
Boonville, Town of	AIA-W-0303	Appropriations & Transfers Fund 2328	\$150,000		\$150,000
Snow Hill, Town of	AIA-W-0304	Appropriations & Transfers Fund 2328	\$150,000		\$150,000
Snow Hill, Town of	AIA-D-0305	Appropriations & Transfers Fund 2328	\$150,000		\$150,000
Freemont	MRF-W-0063	Appropriations & Transfers Fund 2328	\$50,000		\$50,000
Eureka, Town of	SRP-W-0221	Appropriations & Transfers Fund 2328	\$3,000,000		\$3,000,000
Pre-Allocations FY 2022-2023					
Selma	SRP-D-134-0009	SL 2023-134 Fund 2325	\$12,416,000		\$12,416,000
Pamlico County	SRP-D-134-0010	SL 2023-134 Fund 2325	\$3,362,900		\$3,362,900
SWIA Approved Spring 2023					
Edgecombe County	SRP-W-0216	Appropriations & Transfers Fund 2328	\$1,362,050		\$1,362,050
Enfield, Town of	SRP-W-0217	Appropriations & Transfers Fund 2328	\$2,470,054		\$2,470,054
Nashville, Town of	SRP-W-0218	Appropriations & Transfers Fund 2328	\$984,046		\$984,046
Sharpsburg, Town of	SRP-W-0219	Appropriations & Transfers Fund 2328	\$1,100,000		\$1,100,000
Warrenton, Town of	SRP-W-0220	Appropriations & Transfers Fund 2328	\$750,000		\$750,000

State Reserve Program Funds Disbursed and Remaining: FY 2023-2024

(Data Pull: July 12, 2024)

Owner	Project #	Fund	Obligated	Disbursed	Remaining
SWIA Approved Fall 2022					
Black Creek, Town of	VUR-D-ARP-0090	ARPA - Distressed SL 2021-180	\$1,723,250		\$1,723,250
Columbia, Town of	VUR-D-ARP-0091	ARPA - Distressed SL 2021-180	\$1,597,500		\$1,597,500
Dover, Town of	VUR-D-ARP-0092	ARPA - Distressed SL 2021-180	\$1,479,900		\$1,479,900
Dover, Town of	VUR-D-ARP-0093	ARPA - Distressed SL 2021-180	\$314,645		\$314,645
Dublin, Town of	VUR-D-ARP-0094	ARPA - Distressed SL 2021-180	\$6,152,000	\$247,000	\$5,905,000
Enfield, Town of	VUR-D-ARP-0095	ARPA - Distressed SL 2021-180	\$6,150,350		\$6,150,350
Greenevers, Town of	VUR-D-ARP-0096	ARPA - Distressed SL 2021-180	\$735,880	\$13,560	\$722,320
Greenevers, Town of	VUR-D-ARP-0097	ARPA - Distressed SL 2021-180	\$3,025,000		\$3,025,000
Hyde County	VUR-D-ARP-0098	ARPA - Distressed SL 2021-180	\$1,185,500		\$1,185,500
McAdenville, Town of	VUR-D-ARP-0099	ARPA - Distressed SL 2021-180	\$3,749,048		\$3,749,048
Rich Square, Town of	VUR-D-ARP-0100	ARPA - Distressed SL 2021-180	\$6,114,300		\$6,114,300
Rowland, Town of	VUR-D-ARP-0101	ARPA - Distressed SL 2021-180	\$4,452,667	\$165,000	\$4,287,667
Stovall, Town of	VUR-D-ARP-0102	ARPA - Distressed SL 2021-180	\$7,859,240		\$7,859,240
Washington County	VUR-D-ARP-0103	ARPA - Distressed SL 2021-180	\$970,200		\$970,200
Washington County	VUR-D-ARP-0104	ARPA - Distressed SL 2021-180	\$5,472,000	\$15,000	\$5,457,000
Englehard Sanitary District	VUR-W-ARP-0105	ARPA - Distressed SL 2021-180	\$3,770,000		\$3,770,000
Liberty, Town of	VUR-W-ARP-0106 (w ASADRA)	ARPA - Distressed SL 2021-180	\$12,500,000	\$1,123,568	\$11,376,432
Saint Pauls, Town of	VUR-W-ARP-0107	ARPA - Distressed SL 2021-180	\$9,214,283	\$180,726	\$9,033,557
Columbia, Town of	VUR-W-ARP-0109 & Below 0214	ARPA - Distressed SL 2021-180	\$7,027,500		\$7,027,500
Pikeville, Town of	VUR-W-ARP-0110 & CS370475-04	ARPA - Distressed SL 2021-180	\$1,940,365		\$1,940,365
Seaboard, Town of	VUR-W-ARP-0003 (Existing)	ARPA - Distressed SL 2021-180	\$10,637,500		\$10,637,500
Wadesboro	SRP-W-ARP-0295	ARPA - At-Risk SL 2021-180	\$5,239,000		\$5,239,000
Bath (with VUR 0087)	SRP-W-ARP-0296	SL 2022-74 ARPA	\$177,000	\$30,455	\$146,545
Brunswick County	SRP-W-ARP-0297	ARPA - At-Risk SL 2021-180	\$14,956,200		\$14,956,200
Hoffman	SRP-W-ARP-0298	SL 2022-74 Non-ARPA	\$1,207,625		\$1,207,625
Southport (with 714-04)	SRP-W-ARP-0299	SL 2022-74 Non-ARPA	\$1,290,680		\$1,290,680
Spindale (with 621-05)	SRP-W-ARP-0300	ARPA - At-Risk SL 2021-180	\$1,853,473		\$1,853,473
Grays Creek W&S Dist	SRP-D-ARP-0324	SL 2022-74 Non-ARPA	\$4,871,016		\$4,871,016
Planning Grants Fall 2022					
Old Fort, Town of	AIA-D-ARP-0270/ AIA-D-0271	Appropriations & Transfers Fund 2328	\$126,500		\$126,500
West Jefferson, Town of	AIA-D-ARP-0248/ AIA-D-0269	Appropriations & Transfers Fund 2328	\$100,000		\$100,000
Bald Head Island	AIA-W-ARP-0255/ AIA-W-0270	Appropriations & Transfers Fund 2328	\$126,500	\$6,120	\$120,380
Scotland County	AIA-D-0268	Appropriations & Transfers Fund 2328	\$150,000		\$150,000
Martin County Regional Water and Sewer Authority	MRF-D-ARP-0015/ MRF-D-0062	Appropriations & Transfers Fund 2328	\$50,000		\$50,000
VUR Planning Grants Spring and Fall 2022					
Pikeville, Town of	VUR-AIA-W-ARP-0001	ARPA - Distressed SL 2021-180	\$506,025	\$63,000	\$443,025
Pollockville, Town of	VUR-AIA-W-ARP-0002	ARPA - Distressed SL 2021-180	\$519,000	\$0	\$519,000
Walstonburg, Town of	VUR-AIA-M-ARP-0003	ARPA - Distressed SL 2021-180	\$90,000	\$0	\$90,000

State Reserve Program Funds Disbursed and Remaining: FY 2023-2024

(Data Pull: July 12, 2024)

Owner	Project #	Fund	Obligated	Disbursed	Remaining
Tryon, Town of	VUR-AIA-D-ARP-0004	ARPA - Distressed SL 2021-180	\$254,500	\$85,855	\$168,645
Fountain, Town of	VUR-AIA-W-ARP-0005	ARPA - Distressed SL 2021-180	\$354,400	\$91,125	\$263,275
Fountain, Town of	VUR-AIA-D-ARP-0006	ARPA - Distressed SL 2021-180	\$211,325	\$126,795	\$84,530
Williamston, Town of	VUR-AIA-W-ARP-0007	ARPA - Distressed SL 2021-180	\$890,000	\$140,683	\$749,317
Washington County	VUR-AIA-D-ARP-0008	ARPA - Distressed SL 2021-180	\$237,000	\$0	\$237,000
Edgecombe County	VUR-AIA-W-ARP-0009	ARPA - Distressed SL 2021-180	\$561,000	\$0	\$561,000
Dover, Town of	VUR-AIA-W-ARP-0010	ARPA - Distressed SL 2021-180	\$115,775	\$0	\$115,775
Dover, Town of	VUR-AIA-D-ARP-0011	ARPA - Distressed SL 2021-180	\$189,500	\$0	\$189,500
Plymouth, Town of	VUR-AIA-W-ARP-0012	ARPA - Distressed SL 2021-180	\$160,000	\$150,295	\$9,705
Macclesfield, Town of	VUR-AIA-W-ARP-0016	ARPA - Distressed SL 2021-180	\$392,250	\$0	\$392,250
Macclesfield, Town of	VUR-AIA-D-ARP-0017	ARPA - Distressed SL 2021-180	\$203,900	\$0	\$203,900
Franklinville, Town of	VUR-AIA-W-ARP-0014	ARPA - Distressed SL 2021-180	\$161,000	\$22,000	\$139,000
Franklinville, Town of	VUR-AIA-D-ARP-0015	ARPA - Distressed SL 2021-180	\$161,000	\$0	\$161,000
East Arcadia, Town of	VUR-AIA-D-ARP-0013	ARPA - Distressed SL 2021-180	\$154,400	\$0	\$154,400
Hookerton, Town of	VUR-AIA-W-ARP-0018	ARPA - Distressed SL 2021-180	\$226,500	\$0	\$226,500
Bay River Metropolitan Sewage District	VUR-AIA-W-ARP-0019	ARPA - Distressed SL 2021-180	\$139,500	\$120,000	\$19,500
Beulaville, Town of	VUR-AIA-W-ARP-0022	ARPA - Distressed SL 2021-180	\$602,500	\$0	\$602,500
Newton Grove, Town of	VUR-AIA-W-ARP-0029	ARPA - Distressed SL 2021-180	\$314,000	\$52,800	\$261,200
Stanly County	VUR-AIA-W-ARP-0023	ARPA - Distressed SL 2021-180	\$187,500	\$0	\$187,500
Columbia, Town of	VUR-AIA-W-ARP-0028	ARPA - Distressed SL 2021-180	\$243,000	\$0	\$243,000
Edenton, Town of	VUR-AIA-W-ARP-0024	ARPA - Distressed SL 2021-180	\$400,000	\$0	\$400,000
Lucama, Town of	VUR-AIA-W-ARP-0021/AIA-W-ARP-0216	ARPA - Distressed SL 2021-180	\$284,760	\$0	\$284,760
Seaboard, Town of	VUR-AIA-W-ARP-0026/AIA-W-ARP-0228	ARPA - Distressed SL 2021-180	\$324,075	\$0	\$324,075
Whitakers, Town of	VUR-AIA-W-ARP-0027/AIA-W-ARP-0234	ARPA - Distressed SL 2021-180	\$384,045	\$0	\$384,045
Ayden, Town of	VUR-AIA-W-ARP-0025/AIA-W-ARP-0227	ARPA - Distressed SL 2021-180	\$180,000	\$0	\$180,000
Farmville, Town of	VUR-AIA-W-ARP-0020/AIA-W-ARP-0207	ARPA - Distressed SL 2021-180	\$345,000	\$0	\$345,000
Lumber River COG	VUR-MRF-W-ARP-0001	ARPA - Distressed SL 2021-180	\$195,000	\$0	\$195,000
TRAINING GRANTS	Multiple	ARPA - Distressed SL 2021-180	\$262,000	\$0	\$262,000
Construction Projects Fall 2022					
Columbia	SRP-W-0214	Appropriations & Transfers Fund 2328	\$52,500		\$52,500
Roseboro	SRP-W-0215	Appropriations & Transfers Fund 2328	\$2,728,350		\$2,728,350
Jamesville	SRP-D-0213	Appropriations & Transfers Fund 2328	\$149,291		\$149,291
FY 2022 Budget Pre-Allocation (SL 2021-180)		Earmarks (SL 2021-180)			
Montgomery County	SRP-D-ARP-0001	ARPA - Other SL 2021-180	\$2,500,000	\$384,248	\$2,115,752
Sampson County	SRP-D-ARP-0002	ARPA - Other SL 2021-180	\$1,717,000	\$1,432,530	\$284,470
Sanford, City of	SRP-D-ARP-0003	ARPA - Other SL 2021-180	\$4,200,000	\$2,022,867	\$2,177,133
Southern Wayne Sanitary District	SRP-D-ARP-0004	ARPA - Other SL 2021-180	\$750,000	\$750,000	\$0
La Grange, Town of	SRP-D-ARP-0005	ARPA - Other SL 2021-180	\$1,270,000		\$1,270,000
La Grange, Town of	SRP-W-ARP-0006	ARPA - Other SL 2021-180	\$9,010,000		\$9,010,000
Kings Mountain	SRP-W-ARP-0007	ARPA - Other SL 2021-180	\$39,000,000	\$7,448,093	\$31,551,907
Elizabethtown	SRP-W-ARP-0008	ARPA - Other SL 2021-180	\$13,600,000	\$1,755,020	\$11,844,980
Harnett County	SRP-W-ARP-0009	ARPA - Other SL 2021-180	\$3,800,000		\$3,800,000

State Reserve Program Funds Disbursed and Remaining: FY 2023-2024

(Data Pull: July 12, 2024)

Owner	Project #	Fund	Obligated	Disbursed	Remaining
Sparta	SRP-W-ARP-0010	ARPA At-Risk SL 2021-180	\$1,300,000	\$1,196,577	\$103,423
North Wilkesboro	SRP-D-ARP-0011	ARPA - Other SL 2021-180	\$500,000	\$500,000	\$0
Seven Devils	SRP-D-ARP-0012	ARPA - Other SL 2021-180	\$700,000	\$157,588	\$542,412
Pembroke	SRP-W-ARP-0013	ARPA - Other SL 2021-180	\$2,700,950	\$2,557,864	\$143,086
Jacksonville	SRP-W-ARP-0014	ARPA - Other SL 2021-180	\$20,000,000	\$8,065,382	\$11,934,618
Valdese, Town of	SRP-W-ARP-0015	ARPA - Other SL 2021-180	\$721,580	\$96,635	\$624,945
Valdese, Town of	SRP-D-ARP-0016	ARPA - Other SL 2021-180	\$80,403		\$80,403
Saluda, City of	SRP-W-ARP-0017	ARPA - At-Risk SL 2021-180	\$160,000	\$38,333	\$121,667
Surf City, Town of	SRP-W-ARP-0018	ARPA - Other SL 2021-180	\$4,000,000		\$4,000,000
Angier	SRP-W-ARP-0019	ARPA - Other SL 2021-180	\$3,293,750		\$3,293,750
Angier	SRP-D-ARP-0020	ARPA - Other SL 2021-180	\$6,706,250		\$6,706,250
Greensboro	SRP-W-ARP-0021	ARPA - Other SL 2021-180	\$7,000,000	\$5,245,723	\$1,754,277
Greensboro	SRP-D-ARP-0022	ARPA - Other SL 2021-180	\$3,000,000	\$1,074,959	\$1,925,041
Stedman	SRP-D-ARP-0023	ARPA - Other SL 2021-180	\$344,195	\$344,195	\$0
Robbinsville, Town of	SRP-D-ARP-0024	ARPA - At-Risk SL 2021-180	\$100,000		\$100,000
Ranlo	SRP-D-ARP-0025	ARPA - At-Risk SL 2021-180	\$2,824,200	\$971,742	\$1,852,458
Clyde, Town of	SRP-D-ARP-0026	ARPA - Other SL 2021-180	\$1,200,000	\$124,428	\$1,075,572
McDowell County	SRP-D-ARP-0027	ARPA - At-Risk SL 2021-180	\$11,000,000	\$1,766,253	\$9,233,747
Transylvania County	SRP-D-ARP-0028	ARPA - At-Risk SL 2021-180	\$5,044,963	\$1,642,322	\$3,402,641
Shelby	SRP-W-ARP-0029	Session Law 2022-74 Non-ARPA	\$2,927,000		\$2,927,000
Shelby	SRP-W-ARP-0029	ARPA - Other SL 2021-180	\$1,700,000	\$1,211,907	\$488,093
Shelby	SRP-D-ARP-0030	ARPA - Other SL 2021-180	\$5,700,000	\$410,293	\$5,289,707
Hendersonville, City of	SRP-W-ARP-0031	ARPA - Other SL 2021-180	\$5,000,000	\$3,649,779	\$1,350,221
King	SRP-W-ARP-0032	ARPA - Other SL 2021-180	\$22,000,000		\$22,000,000
Dunn, City of (with CWSRF 417-07)	SRP-W-ARP-0033	ARPA - Other SL 2021-180	\$8,856,100	\$7,592,566	\$1,263,534
Dunn	SRP-W-ARP-0287	ARPA - Other SL 2021-180	\$6,243,900		\$6,243,900
Dunn	SRP-W-ARP-0288	ARPA - Other SL 2021-180	\$15,350,000		\$15,350,000
Cleveland County_Belwood	SRP-D-ARP-0035	ARPA - Other SL 2021-180	\$3,631,418		\$3,631,418
Cleveland County_Casar	SRP-D-ARP-0036	ARPA - Other SL 2021-180	\$5,116,000	\$448,522	\$4,667,478
Cleveland County_E Marion	SRP-D-ARP-0037	ARPA - Other SL 2021-180	\$2,080,000	\$1,844,572	\$235,428
Cleveland County_Polkville Tank	SRP-D-ARP-0038	ARPA - Other SL 2021-180	\$5,754,622	\$270,784	\$5,483,838
Cleveland County_Waco BPS	SRP-D-ARP-0039	ARPA - Other SL 2021-180	\$1,094,400		\$1,094,400
Highlands	SRP-D-ARP-0040	ARPA - Other SL 2021-180	\$100,000		\$100,000
Lillington	SRP-W-ARP-0041	ARPA - At-Risk SL 2021-180	\$3,150,000		\$3,150,000
Faison	SRP-D-ARP-0042	ARPA - Other SL 2021-180	\$320,000		\$320,000
Boonville	SRP-W-ARP-0043	ARPA - At-Risk SL 2021-180	\$3,000,000	\$883,501	\$2,116,499
Pine Level	SRP-D-ARP-0044	ARPA - At-Risk SL 2021-180	\$1,402,600		\$1,402,600
Pine Level	SRP-W-ARP-0045	ARPA - At-Risk SL 2021-180	\$591,975	\$571,750	\$20,225
Winston-Salem	SRP-D-ARP-0047	ARPA - Other SL 2021-180	\$3,100,000		\$3,100,000
SGWASA	SRP-W-ARP-0048	ARPA - Other SL 2021-180	\$35,000,000	\$4,976,724	\$30,023,276
Statesville	SRP-D-ARP-0049	ARPA - Other SL 2021-180	\$19,551,200		\$19,551,200
Stokes County W&S Auth	SRP-D-ARP-0050	ARPA - Other SL 2021-180	\$18,326,250	\$901,300	\$17,424,950
Blowing Rock	SRP-D-ARP-0051	ARPA - At-Risk SL 2021-180	\$4,800,000	\$2,747,188	\$2,052,812
Red Springs	SRP-D-ARP-0052	ARPA - At-Risk SL 2021-180	\$3,100,000	\$464,490	\$2,635,510
WSACC	SRP-W-ARP-0053	Session Law 2022-74 ARPA	\$7,125,000	\$547,121	\$7,125,000
WSACC	SRP-W-ARP-0053	ARPA - Other SL 2021-180	\$35,000,000		\$35,000,000
Wallace	SRP-W-ARP-0054	ARPA - Other SL 2021-180	\$6,000,000	\$213,611	\$5,786,389

State Reserve Program Funds Disbursed and Remaining: FY 2023-2024

(Data Pull: July 12, 2024)

Owner	Project #	Fund	Obligated	Disbursed	Remaining
Troutman	SRP-W-ARP-0055	ARPA - Other SL 2021-180	\$2,445,000		\$2,445,000
Littleton	SRP-W-ARP-0056	ARPA - At-Risk SL 2021-180	\$4,000,000		\$4,000,000
Roseboro	SRP-W-ARP-0057	ARPA - At-Risk SL 2021-180	\$1,500,000	\$145,171	\$1,354,829
New Bern	SRP-W-ARP-0058	ARPA - Other SL 2021-180	\$230,000		\$230,000
Elizabeth City	SRP-W-ARP-0059	ARPA - Other SL 2021-180	\$200,000	\$139,000	\$61,000
Locust	SRP-W-ARP-0060	ARPA - Other SL 2021-180	\$800,000	\$259,498	\$540,502
Clayton	SRP-W-ARP-0061	ARPA - Other SL 2021-180	\$20,000,000	\$5,728,671	\$14,271,329
Cape Fear Public Util Auth	SRP-W-ARP-0062	ARPA - Other SL 2021-180	\$30,000,000		\$30,000,000
Smithfield	SRP-W-ARP-0063	ARPA - Other SL 2021-180	\$3,000,000		\$3,000,000
Trinity	SRP-W-ARP-0064	ARPA - At-Risk SL 2021-180	\$5,994,000	\$242,210	\$5,751,790
Gastonia	SRP-W-ARP-0065	ARPA - Other SL 2021-180	\$5,579,000		\$5,579,000
Gastonia	SRP-W-ARP-0066	ARPA - Other SL 2021-180	\$4,425,000		\$4,425,000
Gastonia	SRP-D-ARP-0334	ARPA - Other SL 2021-180	\$8,000,000		\$8,000,000
Mount Airy	SRP-W-ARP-0067	ARPA - Other SL 2021-180	\$512,500	\$26,952	\$485,548
Mount Airy	SRP-D-ARP-0068	ARPA - Other SL 2021-180	\$987,500	\$44,973	\$942,527
Midland	SRP-W-ARP-0069	ARPA - Other SL 2021-180	\$1,714,395	\$1,219,671	\$494,724
Burke County	SRP-W-ARP-0070	ARPA - At-Risk SL 2021-180	\$135,300		\$135,300
Burke County	SRP-D-ARP-0071	ARPA - At-Risk SL 2021-180	\$164,700		\$164,700
Salemburg	SRP-W-ARP-0072	ARPA - At-Risk SL 2021-180	\$366,300	\$141,752	\$224,548
Salemburg	SRP-D-ARP-0073	ARPA - At-Risk SL 2021-180	\$533,700		\$533,700
Gaston County	SRP-W-ARP-0074	ARPA - Other SL 2021-180	\$4,225,000		\$4,225,000
Gaston County	SRP-D-ARP-0075	ARPA - Other SL 2021-180	\$5,478,000		\$5,478,000
Alamance County	SRP-W-ARP-0076	ARPA - Other SL 2021-180	\$315,000	\$315,000	\$0
Lake Lure	SRP-W-ARP-0077	ARPA - Other SL 2021-180	\$8,000,000	\$1,305,192	\$6,694,808
Swepsonville	SRP-D-ARP-0078	ARPA - Other SL 2021-180	\$500,000		\$500,000
Clay County	SRP-D-ARP-0079	ARPA - Other SL 2021-180	\$958,466	\$25,534	\$932,932
Clay County	SRP-W-ARP-0080	ARPA - Other SL 2021-180	\$41,534	\$41,534	\$0
Mount Pleasant	SRP-W-ARP-0081	ARPA - Other SL 2021-180	\$5,475,000	\$219,800	\$5,255,200
Mount Pleasant	SRP-D-ARP-0082	ARPA - Other SL 2021-180	\$2,525,000	\$269,100	\$2,255,900
Mount Pleasant	SRP-D-ARP-0082	SL 2022-74 Non-ARPA	\$4,273,000		\$4,273,000
Taylorsville	SRP-W-ARP-0083	ARPA - At-Risk SL 2021-180	\$1,205,130		\$1,205,130
Alexander County	SRP-D-ARP-0084	ARPA - Other SL 2021-180	\$2,065,000		\$2,065,000
Henderson County	SRP-W-ARP-0085	ARPA - Other SL 2021-180	\$12,700,000		\$12,700,000
Alexander County	SRP-W-ARP-0086	ARPA - Other SL 2021-180	\$1,554,000		\$1,554,000
Burlington	SRP-W-ARP-0087	ARPA - Other SL 2021-180	\$6,071,250		\$6,071,250
Burlington	SRP-D-ARP-0088	ARPA - Other SL 2021-180	\$3,928,750		\$3,928,750
Beech Mountain	SRP-D-ARP-0089	ARPA - At-Risk SL 2021-180	\$1,000,000	\$157,039	\$842,961
Canton	SRP-D-ARP-0090	ARPA - Other SL 2021-180	\$5,847,290		\$5,847,290
Canton	SRP-W-ARP-0091	ARPA - Other SL 2021-180	\$3,364,751		\$3,364,751
Franklin	SRP-D-ARP-0092	ARPA - Other SL 2021-180	\$175,000		\$175,000
Reidsville	SRP-D-ARP-0093	ARPA - Other SL 2021-180	\$3,200,000		\$3,200,000
Four Oaks	SRP-W-ARP-0094	ARPA - At-Risk SL 2021-180	\$1,941,262		\$1,941,262
Four Oaks	SRP-D-ARP-0095	ARPA - At-Risk SL 2021-180	\$658,738		\$658,738
Selma	SRP-D-ARP-0096	ARPA - At-Risk SL 2021-180	\$6,500,000	\$712,138	\$5,787,862
Davie County	SRP-D-ARP-0097	ARPA - Other SL 2021-180	\$8,400,000	\$8,400,000	\$0
Micro	SRP-W-ARP-0098	ARPA - At-Risk SL 2021-180	\$950,000		\$950,000
Kenly	SRP-W-ARP-0099	ARPA - At-Risk SL 2021-180	\$6,926,225		\$6,926,225

State Reserve Program Funds Disbursed and Remaining: FY 2023-2024

(Data Pull: July 12, 2024)

Owner	Project #	Fund	Obligated	Disbursed	Remaining
Kenly	SRP-D-ARP-0100	ARPA - At-Risk SL 2021-180	\$9,163,775		\$9,163,775
Walkertown	SRP-W-ARP-0101	ARPA - Other SL 2021-180	\$80,000		\$80,000
Mount Gilead	SRP-W-ARP-0102	ARPA - At-Risk SL 2021-180	\$3,500,000	\$123,000	\$3,377,000
Union County	SRP-W-ARP-0103	SL 2022-74 Non-ARPA	\$1,750,000		\$1,750,000
Union County	SRP-W-ARP-0103	ARPA - Other SL 2021-180	\$8,000,000		\$8,000,000
Lincoln County	SRP-W-ARP-0104	ARPA - Other SL 2021-180	\$200,000		\$200,000
Southport	SRP-W-ARP-0105	ARPA - At-Risk SL 2021-180	\$2,800,000		\$2,800,000
Bakersville	SRP-W-ARP-0159	ARPA - At-Risk SL 2021-180	\$2,000,000	\$215,900	\$1,784,100
Union County	SRP-D-ARP-0161	ARPA - Other SL 2021-180	\$35,000,000		\$35,000,000
Yancey County	SRP-D-ARP-0172	ARPA - Other SL 2021-180	\$688,820		\$688,820
Yancey County	SRP-W-ARP-0173	ARPA - Other SL 2021-180	\$5,800,000		\$5,800,000
Yancey County	SRP-W-ARP-0173	SL 2022-74 Non-ARPA	\$3,050,000		\$3,050,000
Graham	SRP-D-ARP-0174	ARPA - Other SL 2021-180	\$3,750,000		\$3,750,000
Yancey County	SRP-W-ARP-0197	ARPA - Other SL 2021-180	\$1,261,320		\$1,261,320
Spring Hope	SRP-D-ARP-0199	ARPA - Other SL 2021-180	\$3,700,000	\$332,830	\$3,367,170
Topsail Beach	SRP-D-ARP-0200	ARPA - At-Risk SL 2021-180	\$1,070,000	\$281,895	\$788,105
Elon	SRP-D-ARP-0202	ARPA - Other SL 2021-180	\$2,400,000		\$2,400,000
Handy Sanitary District	SRP-D-ARP-0203	ARPA - Other SL 2021-180	\$455,080		\$455,080
Madison County	SRP-D-ARP-0206	ARPA - Other SL 2021-180	\$12,000,000	\$598,354	\$11,401,646
Winton	SRP-W-ARP-0210	ARPA - At-Risk SL 2021-180	\$100,000		\$100,000
Denton	SRP-W-ARP-0268	ARPA - At-Risk SL 2021-180	\$1,095,864		\$1,095,864
Denton	SRP-D-ARP-0269	ARPA - At-Risk SL 2021-180	\$1,095,864		\$1,095,864
Catawba County	SRP-W-ARP-0271	ARPA - Other SL 2021-180	\$8,800,000		\$8,800,000
Davidson County	SRP-W-ARP-0278	ARPA - At-Risk SL 2021-180	\$5,000,000	\$5,000,000	\$0
Sanford, City of	SRP-D-ARP-0286	ARPA - Other SL 2021-180	\$17,116,885	\$10,290,726	\$6,826,159
Pembroke	SRP-W-ARP-0292	ARPA - Other SL 2021-180	\$3,502,807	\$1,815,627	\$1,687,180
Benson	SRP-W-ARP-0327	ARPA - Other SL 2021-180	\$22,733,700		\$22,733,700
Thomasville	SRP-D-ARP-0335	ARPA - Other SL 2021-180	\$500,000		\$500,000
Pembroke	SRP-W-ARP-0336	ARPA - Other SL 2021-180	\$2,495,243		\$2,495,243
Yancey County	SRP-W-ARP-0337	ARPA - Other SL 2021-180	\$2,518,950		\$2,518,950
Transylvania County	SRP-D-ARP-0338	ARPA - At-Risk SL 2021-180	\$1,955,037		\$1,955,037
Yancey County	SRP-W-ARP-0339	ARPA - Other SL 2021-180	\$2,730,910		\$2,730,910
Granite Falls	SRP-W-ARP-0340	ARPA - At-Risk SL 2021-180	\$150,000		\$150,000
Stedman	SRP-W-ARP-0341	ARPA - Other SL 2021-180	\$455,805		\$455,805
Clayton	SRP-D-ARP-0342	ARPA - Other SL 2021-180	\$4,000,000		\$4,000,000
Green Level	SRP-D-ARP-0343	ARPA - Other SL 2021-180	\$401,447		\$401,447
Sanford, City of	SRP-D-ARP-0344	ARPA - Other SL 2021-180	\$14,470,522		\$14,470,522
Handy Sanitary District	SRP-D-ARP-0345	ARPA - Other SL 2021-180	\$1,540,024		\$1,540,024
Davidson County	SRP-W-ARP-0347	ARPA - At-Risk SL 2021-180	\$10,300,000		\$10,300,000
SWIA Approved Spring 2022 SL 2021-180					
Nash County	SRP-D-ARP-0106	ARPA - At-Risk SL 2021-180	\$12,775,170		\$12,775,170
McDowell County	SRP-D-ARP-0107	ARPA - At-Risk SL 2021-180	\$815,437		\$815,437
McAdenville	SRP-D-ARP-0108	ARPA - Other SL 2021-180	\$3,269,750	\$292,900	\$2,976,850
Greenevers	SRP-D-ARP-0109	ARPA - At-Risk SL 2021-180	\$1,300,466	\$21,500	\$1,278,966
Peachland	SRP-D-ARP-0110	ARPA - At-Risk SL 2021-180	\$5,709,055		\$5,709,055
Jamesville	SRP-D-ARP-0111	ARPA - At-Risk SL 2021-180	\$4,627,500	\$1,912,262	\$2,715,238
Jamesville	SRP-D-0213	Appropriations & Transfers Fund 2328	\$149,291		\$149,291

State Reserve Program Funds Disbursed and Remaining: FY 2023-2024

(Data Pull: July 12, 2024)

Owner	Project #	Fund	Obligated	Disbursed	Remaining
Carthage	SRP-D-ARP-0112	ARPA - At-Risk SL 2021-180	\$8,489,500	\$212,500	\$8,277,000
Hobgood	SRP-D-ARP-0113	ARPA - At-Risk SL 2021-180	\$496,590		\$496,590
Sampson County	SRP-D-ARP-0114	ARPA - At-Risk SL 2021-180	\$13,283,000	\$428,750	\$12,854,250
Grimesland	SRP-D-ARP-0115	ARPA - At-Risk SL 2021-180	\$3,105,395		\$3,105,395
Columbus County Water District IV	SRP-D-ARP-0116	ARPA - At-Risk SL 2021-180	\$772,198	\$112,263	\$659,935
Landis	SRP-D-ARP-0117	ARPA - At-Risk SL 2021-180	\$2,120,500		\$2,120,500
Edgecombe County	SRP-D-ARP-0118	ARPA - At-Risk SL 2021-180	\$1,126,850		\$1,126,850
McAdenville	SRP-D-ARP-0119	ARPA - Other SL 2021-180	\$1,730,250		\$1,730,250
Farmville	SRP-D-ARP-0120	ARPA - At-Risk SL 2021-180	\$2,454,000		\$2,454,000
Magnolia	SRP-D-ARP-0121	ARPA - At-Risk SL 2021-180	\$1,686,980		\$1,686,980
Magnolia	SRP-D-ARP-0122	ARPA - At-Risk SL 2021-180	\$142,875		\$142,875
Burnsville	SRP-D-ARP-0123	ARPA - At-Risk SL 2021-180	\$2,221,191	\$178,300	\$2,042,891
Burnsville	SRP-D-ARP-0124	ARPA - At-Risk SL 2021-180	\$5,849,527	\$368,026	\$5,481,501
Wilson	SRP-D-ARP-0125	ARPA - Other SL 2021-180	\$3,723,080		\$3,723,080
Beech Mountain	SRP-D-ARP-0126	ARPA - Other SL 2021-180	\$4,000,000	\$448,744	\$3,551,256
Fuquay Varina	SRP-D-ARP-0127	ARPA - Other SL 2021-180	\$9,000,000		\$9,000,000
Burnsville	SRP-D-ARP-0128	ARPA - At-Risk SL 2021-180	\$1,345,706		\$1,345,706
Pittsboro	SRP-D-ARP-0129	ARPA - Other SL 2021-180	\$550,000		\$550,000
Highlands	SRP-D-ARP-0130	ARPA - Other SL 2021-180	\$3,386,495		\$3,386,495
Siler City	SRP-W-ARP-0139	ARPA - Other SL 2021-180	\$3,000,000		\$3,000,000
Burnsville	SRP-W-ARP-0140	ARPA - At-Risk SL 2021-180	\$599,500	\$91,355	\$508,145
Lake Waccamaw	SRP-W-ARP-0142	ARPA - At-Risk SL 2021-180	\$9,198,450		\$9,198,450
Burnsville	SRP-W-ARP-0143	ARPA - At-Risk SL 2021-180	\$2,153,570	\$4,307,140	(\$2,153,570)
Pittsboro	SRP-W-ARP-0144	ARPA - Other SL 2021-180	\$4,450,000		\$4,450,000
Yadkin Valley Sewer Authority	SRP-W-ARP-0145	ARPA - Other SL 2021-180	\$1,088,400	\$773,806	\$314,594
Clinton, City of	SRP-W-ARP-0146	ARPA - Other SL 2021-180	\$2,558,000	\$2,385,296	\$172,704
Roseboro	SRP-W-ARP-0147	ARPA - At-Risk SL 2021-180	\$6,415,760	\$285,150	\$6,130,610
Yadkin Valley Sewer Authority	SRP-W-ARP-0148	ARPA - Other SL 2021-180	\$3,911,600		\$3,911,600
Clinton, City of	SRP-W-ARP-0149	ARPA - Other SL 2021-180	\$2,442,000		\$2,442,000
Bryson City	SRP-W-ARP-0150	ARPA - At-Risk SL 2021-180	\$15,000,000		\$15,000,000
Haw River	SRP-W-ARP-0151	ARPA - At-Risk SL 2021-180	\$5,000,000		\$5,000,000
Fayetteville Public Works Commission	SRP-W-ARP-0152	ARPA - Other SL 2021-180	\$4,973,845		\$4,973,845
Wadesboro	SRP-W-ARP-0153	ARPA - At-Risk SL 2021-180	\$9,556,500		\$9,556,500
Parkton, Town of	SRP-W-ARP-0154	ARPA - At-Risk SL 2021-180	\$4,928,210	\$219,245	\$4,708,965
Morehead City	SRP-W-ARP-0155	ARPA - Other SL 2021-180	\$5,000,000		\$5,000,000
Marion, City of	SRP-W-ARP-0156	ARPA - At-Risk SL 2021-180	\$3,244,430		\$3,244,430
Farmville, Town of	SRP-W-ARP-0157	ARPA - At-Risk SL 2021-180	\$4,431,000		\$4,431,000
Claremont, City of	SRP-W-ARP-0158	ARPA - Other SL 2021-180	\$1,338,670		\$1,338,670
Claremont, City of	SRP-W-ARP-0158	SL 2022-74 Non-ARPA	\$250,000		\$250,000
SWIA Approved Fall 2022		SL 2021-180			
Hamlet, City of	SRP-D-ARP-0319	ARPA - At-Risk SL 2021-180	\$10,364,000		\$10,364,000
McDowell County	SRP-D-ARP-0320	ARPA - At-Risk SL 2021-180	\$2,836,740		\$2,836,740
Chadbourn, Town of	SRP-D-ARP-0321	ARPA - At-Risk SL 2021-180	\$5,472,000	\$105,400	\$5,366,600
Hobgood, Town of	SRP-D-ARP-0322	ARPA - At-Risk SL 2021-180	\$1,784,197		\$1,784,197
SL 2022-74 Pre-allocated Funding					
Newton, City of	SRP-W-ARP-0162	SL 2022-74 Non-ARPA	\$33,750,000		\$33,750,000
Cajah's Mountain	SRP-W-ARP-0163	SL 2022-74 Non-ARPA	\$3,250,000		\$3,250,000

State Reserve Program Funds Disbursed and Remaining: FY 2023-2024

(Data Pull: July 12, 2024)

Owner	Project #	Fund	Obligated	Disbursed	Remaining
West Jefferson	SRP-W-ARP-0164	SL 2022-74 Non-ARPA	\$1,500,000		\$1,500,000
Gibsonville	SRP-D-ARP-0165	SL 2022-74 Non-ARPA	\$500,000		\$500,000
Siler City	SRP-W-ARP-0166	SL 2022-74 Non-ARPA	\$2,000,000		\$2,000,000
Elizabeth City	SRP-W-ARP-0167	SL 2022-74 ARPA	\$3,600,000	\$145,000	\$3,455,000
Laurinburg	SRP-D-ARP-0168	SL 2022-74 ARPA	\$3,890,000	\$170,030	\$3,719,970
Laurinburg	SRP-W-ARP-0169	SL 2022-74 ARPA	\$7,360,000	\$559,070	\$6,800,930
Lower Cape Fear W&SA	SRP-D-ARP-0170	SL 2022-74 ARPA	\$23,500,000	\$1,407,547	\$22,092,453
Haw River	SRP-W-ARP-0171	SL 2022-74 Non-ARPA	\$525,000		\$525,000
Franklin	SRP-D-ARP-0175	SL 2022-74 ARPA	\$820,000	\$296,916	\$523,084
Norwood	SRP-W-ARP-0176	ARPA - At-Risk SL 2021-180	\$2,000,000	\$107,944	\$1,892,056
Mebane	SRP-W-ARP-0177	SL 2022-74 Non-ARPA	\$11,925,000		\$11,925,000
Rowan County	SRP-D-ARP-0178	SL 2022-74 Non-ARPA	\$1,900,000		\$1,900,000
Mooresville	SRP-D-ARP-0179	SL 2022-74 Non-ARPA	\$9,500,000		\$9,500,000
Longview	SRP-D-ARP-0180	SL 2022-74 Non-ARPA	\$250,000		\$250,000
Swepsonville	SRP-D-ARP-0181	SL 2022-74 Non-ARPA	\$237,000		\$237,000
Fair Bluff	SRP-W-ARP-0182	SL 2022-74 ARPA	\$1,350,000	\$110,000	\$1,240,000
Jacksonville	SRP-W-ARP-0183	SL 2022-74 Non-ARPA	\$3,250,000		\$3,250,000
Landis	SRP-W-ARP-0184	SL 2022-74 Non-ARPA	\$2,746,260		\$2,746,260
Marshville	SRP-W-ARP-0186	SL 2022-74 ARPA	\$4,000,000	\$328,181	\$3,671,819
Mayodan	SRP-W-ARP-0187	SL 2022-74 ARPA	\$3,500,000	\$91,500	\$3,408,500
Murphy	SRP-W-ARP-0188	SL 2022-74 Non-ARPA	\$360,000		\$360,000
ONWASA	SRP-W-ARP-0189	SL 2022-74 Non-ARPA	\$10,000,000		\$10,000,000
Pine Level	SRP-W-ARP-0190	SL 2022-74 Non-ARPA	\$2,500,000		\$2,500,000
Tabor City	SRP-W-ARP-0191	SL 2022-74 Non-ARPA	\$185,000		\$185,000
Pilot Mountain	SRP-D-ARP-0192	SL 2022-74 ARPA	\$2,000,000	\$227,562	\$1,772,438
Walnut Cove	SRP-D-ARP-0193	SL 2022-74 ARPA	\$5,000,000	\$1,048,567	\$3,951,433
Henderson	SRP-D-ARP-0194	SL 2022-74 Non-ARPA	\$5,000,000		\$5,000,000
Cherryville	SRP-D-ARP-0195	SL 2022-74 Non-ARPA	\$3,000,000		\$3,000,000
Princeton	SRP-W-ARP-0196	SL 2022-74 ARPA	\$1,500,000	\$166,250	\$1,333,750
Lenoir	SRP-D-ARP-0198	SL 2022-74 Non-ARPA	\$6,300,000		\$6,300,000
Colombus	SRP-W-ARP-0204	SL 2022-74 Non-ARPA	\$500,000		\$500,000
Randolph County	SRP-W-ARP-0205	SL 2022-74 ARPA	\$2,500,000	\$361,741	\$2,138,259
Richmond County	SRP-W-ARP-0207	SL 2022-74 Non-ARPA	\$4,000,000		\$4,000,000
Stokes County WSA	SRP-D-ARP-0209	SL 2022-74 ARPA	\$5,000,000	\$350,650	\$4,649,350
Elkin	SRP-D-ARP-0211	SL 2022-74 Non-ARPA	\$2,000,000		\$2,000,000
Town of Denton	SRP-W-ARP-0266	SL 2022-74 Non-ARPA	\$30,000		\$30,000
Town of Denton	SRP-W-ARP-0267	SL 2022-74 Non-ARPA	\$100,000		\$100,000
Town of Denton	SRP-W-ARP-0268	SL 2022-74 Non-ARPA	\$370,000		\$370,000
Bladenboro	SRP-W-ARP-0294	SL 2022-74 ARPA	\$3,800,000	\$225,675	\$3,574,325
Stanly County	SRP-W-ARP-0212	SL 2022-74 Non-ARPA	\$900,000		\$900,000
Davie County	SRP-W-ARP-0270	SL 2022-74 Non-ARPA	\$1,800,000		\$1,800,000
Davie County	SRP-W-ARP-0273	SL 2022-74 Non-ARPA	\$1,500,000		\$1,500,000
Shelby	SRP-D-ARP-0274	SL 2022-74 ARPA	\$3,700,000	\$318,402	\$3,381,598
Rich Square	SRP-W-ARP-0276	SL 2022-74 Non-ARPA	\$1,000,000		\$1,000,000
Littleton	SRP-W-ARP-0277	SL 2022-74 Non-ARPA	\$4,750,000		\$4,750,000
Harmony	SRP-W-ARP-0279	SL 2022-74 Non-ARPA	\$250,000		\$250,000
Clayton	SRP-W-ARP-0280	SL 2022-74 Non-ARPA	\$25,000,000		\$25,000,000

State Reserve Program Funds Disbursed and Remaining: FY 2023-2024

(Data Pull: July 12, 2024)

Owner	Project #	Fund	Obligated	Disbursed	Remaining
Ronda	SRP-D-ARP-0281	SL 2022-74 ARPA	\$3,500,000	\$65,274	\$3,434,726
Coats	SRP-D-ARP-0282	SL 2022-74 ARPA	\$1,000,000	\$122,500	\$877,500
Banner Elk	SRP-D-ARP-0283	SL 2022-74 Non-ARPA	\$735,000		\$735,000
Banner Elk	SRP-W-ARP-0284	SL 2022-74 Non-ARPA	\$1,265,000		\$1,265,000
North Wilkesboro	SRP-D-ARP-0285	SL 2022-74 Non-ARPA	\$15,000,000		\$15,000,000
Davie County	SRP-W-ARP-0289	SL 2022-74 ARPA	\$1,640,000	\$70,229	\$1,569,771
Davie County	SRP-D-ARP-0323	SL 2022-74 ARPA	\$3,060,000	\$193,153	\$2,866,847
Highlands	SRP-D-ARP-0291	SL 2022-74 Non-ARPA	\$220,000		\$220,000
Stanley	SRP-W-ARP-0293	SL 2022-74 ARPA	\$252,236	\$146,805	\$105,431
Troutman	SRP-W-ARP-0055	SL 2022-74 Non-ARPA	\$900,000		\$900,000
Love Valley	SRP-W-ARP-0325	SL 2022-74 ARPA	\$1,000,000	\$367,893	\$632,107
Lillington	SRP-W-ARP-0326	SL 2022-74 ARPA	\$9,250,000	\$1,315,136	\$7,934,864
Newland	SRP-D-ARP-0328	SL 2022-74 Non-ARPA	\$3,200,000		\$3,200,000
Newland	SRP-W-ARP-0329	SL 2022-74 Non-ARPA	\$1,550,000		\$1,550,000
Stanley	SRP-W-ARP-0330	SL 2022-74 Non-ARPA	\$2,476,110		\$2,476,110
Morganton	SRP-W-ARP-0331	SL 2022-74 Non-ARPA	\$1,118,247		\$1,118,247
Harnett County (former Erwin Project)	SRP-M-ARP-0332	SL 2022-74 Non-ARPA	\$1,000,000		\$1,000,000
Boardman	SRP-D-ARP-0333	SL 2022-74 Non-ARPA	\$100,000		\$100,000
Tabor City	SRP-D-ARP-0346	SL 2022-74 Non-ARPA	\$1,665,000		\$1,665,000
Archdale	SRP-W-ARP-0348	SL 2022-74 Non-ARPA	\$3,600,000		\$3,600,000
Anson County	SRP-D-ARP-0349	SL 2022-74 Non-ARPA	\$5,000,000		\$5,000,000
Chadbourn, Town of	SRP-W-ARP-0350	SL 2022-74 Non-ARPA	\$2,000,000		\$2,000,000
Fontana Dam	SRP-D-ARP-0351	SL 2022-74 Non-ARPA	\$6,000		\$6,000
Pink Hill	SRP-W-ARP-0352	SL 2022-74 Non-ARPA	\$1,847,550		\$1,847,550
Pink Hill	SRP-W-ARP-0353	SL 2022-74 Non-ARPA	\$970,500		\$970,500
Pink Hill	SRP-SW-ARP-0354	SL 2022-74 Non-ARPA	\$2,284,909		\$2,284,909
Buncombe County	SRP-SW-ARP-0355	SL 2022-74 Non-ARPA	\$2,750,000		\$2,750,000
Lincoln County	SRP-D-ARP-0356	SL 2022-74 Non-ARPA	\$18,550,000		\$18,550,000
Elm City	SRP-W-ARP-0357	SL 2022-74 Non-ARPA	\$2,000,000		\$2,000,000
Robbinsville	SRP-D-ARP-0358	SL 2022-74 Non-ARPA	\$140,000		\$140,000
Mount Olive	SRP-D-ARP-0359	SL 2022-74 Non-ARPA	\$1,000,000		\$1,000,000
Kings Mountain	SRP-W-ARP-0360	SL 2022-74 Non-ARPA	\$2,500,000		\$2,500,000
Lenoir County	SRP-W-ARP-0361	SL 2022-74 Non-ARPA	\$5,000,000		\$5,000,000
Burke County	SRP-W-ARP-0362	SL 2022-74 Non-ARPA	\$1,118,247		\$1,118,247
Hayesville	SRP-W-ARP-0363	SL 2022-74 Non-ARPA	\$100,000		\$100,000
Stanley	SRP-W-ARP-0364	SL 2022-74 Non-ARPA	\$2,971,654		\$2,971,654
Warsaw	SRP-W-ARP-0365	SL 2022-74 Non-ARPA	\$7,500,000		\$7,500,000
Yadkin County	SRP-D-ARP-0366	SL 2022-74 Non-ARPA	\$253,500		\$253,500
Yadkin County	SRP-D-ARP-0367	SL 2022-74 Non-ARPA	\$34,500		\$34,500
Andrews	SRP-W-ARP-0368	SL 2022-74 Non-ARPA	\$360,000		\$360,000
Yadkin County	SRP-D-ARP-0369	SL 2022-74 Non-ARPA	\$29,000		\$29,000
Franklin County	SRP-D-ARP-0370	SL 2022-74 Non-ARPA	\$4,326,000		\$4,326,000
Franklin County	SRP-D-ARP-0371	SL 2022-74 Non-ARPA	\$2,060,000		\$2,060,000
Franklin County	SRP-D-ARP-0372	SL 2022-74 Non-ARPA	\$2,364,000		\$2,364,000
Spring Lake	SRP-W-ARP-0373	SL 2022-74 Non-ARPA	\$500,000		\$500,000
Spring 2022 Round SL-2022-74 SWIA Approved					
Wilkesboro	With SRP-0208				

State Reserve Program Funds Disbursed and Remaining: FY 2023-2024

(Data Pull: July 12, 2024)

Owner	Project #	Fund	Obligated	Disbursed	Remaining
Rhodhiss	SRP-D-ARP-0213	SL 2022-74 Non-ARPA	\$610,000		\$610,000
Beulaville	SRP-D-ARP-0214	SL 2022-74 Non-ARPA	\$3,460,000		\$3,460,000
Sims	SRP-D-ARP-0215	SL 2022-74 Non-ARPA	\$294,684		\$294,684
Roseboro	SRP-D-ARP-0216	SL 2022-74 ARPA	\$2,536,000	\$98,882	\$2,437,118
Haw River, Town of	SRP-D-ARP-0217	SL 2022-74 Non-ARPA	\$3,500,000		\$3,500,000
Sims, Town of	SRP-D-ARP-0218	SL 2022-74 Non-ARPA	\$385,041		\$385,041
Candor, Town of	SRP-D-ARP-0219	SL 2022-74 ARPA	\$3,528,180	\$234,040	\$3,294,140
Columbia, Town of	SRP-D-ARP-0220	SL 2022-74 Non-ARPA	\$6,130,000		\$6,130,000
Ocracoke Sanitary District	SRP-D-ARP-0221	SL 2022-74 ARPA	\$5,603,000	\$53,775	\$5,549,225
Brevard	SRP-D-ARP-0222	SL 2022-74 ARPA	\$4,929,000	\$436,015	\$4,492,985
Parkton	SRP-D-ARP-0223	SL 2022-74 ARPA	\$1,196,250	\$204,470	\$991,780
Asheville	SRP-D-ARP-0224	SL 2022-74 Non-ARPA	\$5,000,000		\$5,000,000
Greenville Utilities Commission	SRP-D-ARP-0225	SL 2022-74 Non-ARPA	\$5,000,000		\$5,000,000
Andrews	SRP-D-ARP-0226	SL 2022-74 ARPA	\$1,829,903	\$173,214	\$1,656,689
Ahoskie, Town of	SRP-D-ARP-0227	SL 2022-74 ARPA	\$4,195,900	\$91,000	\$4,104,900
Ayden, Town of	SRP-D-ARP-0228	SL 2022-74 Non-ARPA	\$906,000		\$906,000
Red Springs, Town of	SRP-D-ARP-0229	SL 2022-74 ARPA	\$7,181,373	\$438,037	\$6,743,336
Holly Springs, Town of	SRP-D-ARP-0230	SL 2022-74 Non-ARPA	\$6,000,000		\$6,000,000
Tyrrell County	SRP-D-ARP-0231	SL 2022-74 ARPA	\$2,452,000	\$179,675	\$2,272,325
Tuckasegee Water and Sewer Authority	SRP-D-ARP-0232	SL 2022-74 Non-ARPA	\$4,130,000		\$4,130,000
Selma, Town of	SRP-W-ARP-0233	SL 2022-74 ARPA	\$8,250,000	\$328,225	\$7,921,775
Jamesville, Town of	SRP-W-ARP-0234	SL 2022-74 ARPA	\$3,816,250	\$40,875	\$3,775,375
Tabor City	SRP-W-ARP-0235	SL 2022-74 ARPA	\$5,089,000	\$41,625	\$5,047,375
Brevard, City of	SRP-W-ARP-0236	SL 2022-74 Non-ARPA	\$2,873,000		\$2,873,000
Garland, Town of	SRP-W-ARP-0237	SL 2022-74 Non-ARPA	\$2,880,000		\$2,880,000
Jamesville	SRP-W-ARP-0238	SL 2022-74 Non-ARPA	\$3,344,665		\$3,344,665
Thomasville	SRP-W-ARP-0239	SL 2022-74 Non-ARPA	\$4,000,000		\$4,000,000
River Bend, Town of	SRP-W-ARP-0241	SL 2022-74 ARPA	\$9,108,500	\$214,152	\$8,894,348
Tabor City, Town of	SRP-W-ARP-0242	SL 2022-74 ARPA	\$6,375,000	\$380,000	\$5,995,000
Tyrrell County	SRP-W-ARP-0243	SL 2022-74 Non-ARPA	\$5,000,000		\$5,000,000
Eden, City of	SRP-W-ARP-0244	SL 2022-74 ARPA	\$9,148,000	\$233,548	\$8,914,452
Oxford, City of	SRP-W-ARP-0245	SL 2022-74 Non-ARPA	\$5,000,000		\$5,000,000
Chadbourn	SRP-W-ARP-0246	SL 2022-74 ARPA	\$4,860,000	\$330,450	\$4,529,550
Henderson SRP-0187	\$5,000,000 with 0187	SL 2022-74 Non-ARPA			
Southern Pines, Town of	SRP-W-ARP-0248	SL 2022-74 Non-ARPA	\$4,999,950		\$4,999,950
Troutman, Town of	SRP-W-ARP-0249	SL 2022-74 Non-ARPA	\$1,655,000		\$1,655,000
Robersonville, Town of	SRP-W-ARP-0250	SL 2022-74 Non-ARPA	\$6,000,000		\$6,000,000
Farmville, Town of	SRP-W-ARP-0251	SL 2022-74 Non-ARPA	\$3,580,000		\$3,580,000
Earmarks and SWAPS (SL 2021-180)					
Bailey, Town of	VUR-W-ARP-0001	ARPA - Distressed SL 2021-180	\$5,000,000		\$5,000,000
Andrews, Town of	VUR-D-ARP-0002	ARPA - Distressed SL 2021-180	\$1,091,797		\$1,091,797
Seaboard	VUR-W-ARP-0003	ARPA - Distressed SL 2021-180	\$14,637,500		\$14,637,500
East Spencer	VUR-W-ARP-0004	ARPA - Distressed SL 2021-180	\$13,750,000	\$1,882,815	\$11,867,185
East Spencer	VUR-D-ARP-0005	ARPA - Distressed SL 2021-180	\$9,599,051	\$1,047,074	\$8,551,977
Maysville	VUR-D-ARP-0006	ARPA - Distressed SL 2021-180	\$2,063,475	\$949,131	\$1,114,344
Maysville	VUR-W-ARP-0007	ARPA - Distressed SL 2021-180	\$2,693,700	\$677,553	\$2,016,147
Maysville	VUR-W-ARP-0008	ARPA - Distressed SL 2021-180	\$242,800		\$242,800

State Reserve Program Funds Disbursed and Remaining: FY 2023-2024

(Data Pull: July 12, 2024)

Owner	Project #	Fund	Obligated	Disbursed	Remaining
Walstonburg	VUR-W-ARP-0009	ARPA - Distressed SL 2021-180	\$445,976	\$249,659	\$196,317
Walstonburg	VUR-D-ARP-0010	ARPA - Distressed SL 2021-180	\$153,557	\$151,261	\$2,296
Hot Springs	VUR-W-ARP-0011	ARPA - Distressed SL 2021-180	\$1,000,000	\$40,467	\$959,533
Tryon	VUR-W-ARP-0012	ARPA - Distressed SL 2021-180	\$425,000	\$217,320	\$207,680
Scotland Neck	VUR-D-ARP-0013	ARPA - Distressed SL 2021-180	\$291,000	\$163,815	\$127,185
Pilot Mountain	VUR-W-ARP-0014	ARPA - Distressed SL 2021-180	\$1,744,000	\$1,513,326	\$230,674
Ellerbe	VUR-W-ARP-0015	ARPA - Distressed SL 2021-180	\$1,047,461	\$227,169	\$820,292
Macclesfield, Town of	VUR-W-ARP-0016	ARPA - Distressed SL 2021-180	\$4,643,000		\$4,643,000
Sharpsburg, Town of	VUR-W-ARP-0017	ARPA - Distressed SL 2021-180	\$2,129,084	\$1,763,543	\$365,541
St. Pauls, Town of	VUR-W-ARP-0018	ARPA - Distressed SL 2021-180	\$2,893,450		\$2,893,450
Tryon, Town of	VUR-W-ARP-0019	ARPA - Distressed SL 2021-180	\$1,218,397		\$1,218,397
Whitakers, Town of	VUR-W-ARP-0020	ARPA - Distressed SL 2021-180	\$4,521,800		\$4,521,800
Middlesex	VUR-W-ARP-0021	ARPA - Distressed SL 2021-180	\$829,589		\$829,589
Dublin, Town of	VUR-W-ARP-0022	ARPA - Distressed SL 2021-180	\$991,300	\$349,914	\$641,386
Norwood, Town of	VUR-W-ARP-0023	ARPA - Distressed SL 2021-180	\$2,101,209	\$2,101,209	\$0
Pilot Mountain	VUR-W-ARP-0024	ARPA - Distressed SL 2021-180	\$2,402,000	\$4,804,000	(\$2,402,000)
Scotland Neck, Town of	VUR-W-ARP-0025	ARPA - Distressed SL 2021-180	\$983,414	\$983,414	\$0
Bailey	VUR-W-ARP-0026	ARPA - Distressed SL 2021-180	\$533,900	\$443,083	\$0
Robersonville	VUR-D-ARP-0027	ARPA - Distressed SL 2021-180	\$2,160,615	\$775,283	\$1,385,332
Fountain	VUR-D-ARP-0028	ARPA - Distressed SL 2021-180	\$124,000	\$86,855	\$0
Elm City	VUR-D-ARP-0029	ARPA - Distressed SL 2021-180	\$1,491,815		\$1,491,815
Grifton	VUR-D-ARP-0030	ARPA - Distressed SL 2021-180	\$2,662,005		\$2,662,005
Scotland Neck	VUR-D-ARP-0031	ARPA - Distressed SL 2021-180	\$999,933		\$999,933
East Arcadia	VUR-D-ARP-0032	ARPA - Distressed SL 2021-180	\$475,000		\$475,000
Pilot Mountain	VUR-D-ARP-0033	ARPA - Distressed SL 2021-180	\$776,000	\$116,400	\$659,600
Robersonville	VUR-D-ARP-0034	ARPA - Distressed SL 2021-180	\$650,000		\$650,000
Greene County	VUR-D-ARP-0035	ARPA - Distressed SL 2021-180	\$691,500		\$691,500
Spring Lake	VUR-AIA-W-ARP-0036	ARPA - Distressed SL 2021-180	\$250,000		\$250,000
Spring Lake	VUR-MRF-W-ARP-0037	ARPA - Distressed SL 2021-180	\$150,000		\$150,000
Wilson County-Southwest Water District	VUR-D-ARP-0038	ARPA - Distressed SL 2021-180	\$1,813,713	\$139,924	\$1,673,789
Lilesville, Town of	VUR-D-ARP-0039	ARPA - Distressed SL 2021-180	\$4,537,830		\$4,537,830
Dover, Town of	VUR-D-ARP-0040	ARPA - Distressed SL 2021-180	\$812,700		\$812,700
Hyde County	VUR-D-ARP-0041	ARPA - Distressed SL 2021-180	\$1,444,275	\$89,009	\$1,355,266
Bertie County Water District IV	VUR-D-ARP-0042	ARPA - Distressed SL 2021-180	\$4,665,611	\$319,050	\$4,346,561
Dover, Town of	VUR-D-ARP-0043	ARPA - Distressed SL 2021-180	\$2,452,910		\$2,452,910
Scotland Neck, Town of	VUR-D-ARP-0044	ARPA - Distressed SL 2021-180	\$7,063,608		\$7,063,608
Robbins, Town of	VUR-D-ARP-0045	ARPA - Distressed SL 2021-180	\$4,323,594	\$121,725	\$4,201,869
Pollocksville, Town of	VUR-D-ARP-0046	ARPA - Distressed SL 2021-180	\$2,787,510		\$2,787,510
Pinetops	VUR-D-ARP-0047	ARPA - Distressed SL 2021-180	\$7,962,500		\$7,962,500
Elm City, Town of	VUR-D-ARP-0048	ARPA - Distressed SL 2021-180	\$1,734,325		\$1,734,325
Pikeville, Town of	VUR-D-ARP-0049	ARPA - Distressed SL 2021-180	\$4,100,000		\$4,100,000
Whitakers, Town of	VUR-D-ARP-0050	ARPA - Distressed SL 2021-180	\$2,839,000	\$466,213	\$2,372,787
Hertford, Town of	VUR-D-ARP-0051	ARPA - Distressed SL 2021-180	\$9,095,850	\$873,560	\$8,222,290
Greenevers, Town of	VUR-D-ARP-0052	ARPA - Distressed SL 2021-180	\$327,880	\$7,565	\$320,315
Robersonville	VUR-D-ARP-0053	ARPA - Distressed SL 2021-180	\$506,765		\$506,765
Bolton, Town of	VUR-D-ARP-0054	ARPA - Distressed SL 2021-180	\$3,230,000		\$3,230,000
Edenton, Town of	VUR-D-ARP-0055	ARPA - Distressed SL 2021-180	\$4,479,725		\$4,479,725

State Reserve Program Funds Disbursed and Remaining: FY 2023-2024

(Data Pull: July 12, 2024)

Owner	Project #	Fund	Obligated	Disbursed	Remaining
Ellerbe, Town of	VUR-D-ARP-0056	ARPA - Distressed SL 2021-180	\$3,481,000	\$221,150	\$3,259,850
Jonesville, Town of	VUR-D-ARP-0057	ARPA - Distressed SL 2021-180	\$6,946,300	\$146,448	\$6,799,852
Jonesville, Town of	VUR-D-ARP-0058	ARPA - Distressed SL 2021-180	\$8,015,200	\$54,782	\$7,960,418
Ramseur, Town of	VUR-D-ARP-0059	ARPA - Distressed SL 2021-180	\$6,811,930	\$232,095	\$6,579,835
Snow Hill, Town of	VUR-D-ARP-0060	ARPA - Distressed SL 2021-180	\$536,000	\$15,923	\$520,077
Hertford, Town of	VUR-D-ARP-0061	ARPA - Distressed SL 2021-180	\$2,153,950	\$245,369	\$1,908,581
Middlesex, Town of	VUR-D-ARP-0062	ARPA - Distressed SL 2021-180	\$1,685,463		\$1,685,463
Walstonburg, Town of	VUR-D-ARP-0063	ARPA - Distressed SL 2021-180	\$1,926,347		\$1,926,347
Wilson County - Southwest Water District	VUR-D-ARP-0064	ARPA - Distressed SL 2021-180	\$5,242,800	\$267,251	\$4,975,549
Rowland, Town of	VUR-W-ARP-0065	ARPA - Distressed SL 2021-180	\$10,300,000	\$435,600	\$9,864,400
Andrews, Town of	VUR-W-ARP-0066	ARPA - Distressed SL 2021-180	\$11,718,300	\$420,783	\$11,297,517
Bailey, Town of	VUR-W-ARP-0067	ARPA - Distressed SL 2021-180	\$9,464,100		\$9,464,100
Hertford, Town of	VUR-W-ARP-0068	ARPA - Distressed SL 2021-180	\$3,673,200	\$416,747	\$3,256,453
Mount Olive, Town of	VUR-W-ARP-0069	ARPA - Distressed SL 2021-180	\$8,000,000	\$203,860	\$7,796,140
Star, Town of	VUR-W-ARP-0070	ARPA - Distressed SL 2021-180	\$13,575,000	\$432,698	\$13,142,302
Fairmont, Town of	VUR-W-ARP-0071	ARPA - Distressed SL 2021-180	\$14,769,667	\$299,667	\$14,470,000
Whitakers, Town of	VUR-W-ARP-0072	ARPA - Distressed SL 2021-180	\$1,250,000		\$1,250,000
Cliffside Sanitary District	VUR-W-ARP-0073	ARPA - Distressed SL 2021-180	\$2,861,966	\$60,590	\$2,801,376
Macclesfield, Town of	VUR-W-ARP-0074	ARPA - Distressed SL 2021-180	\$1,134,900		\$1,134,900
Scotland Neck, Town of	VUR-W-ARP-0075	ARPA - Distressed SL 2021-180	\$5,660,045		\$5,660,045
Fountain, Town of	VUR-W-ARP-0076	ARPA - Distressed SL 2021-180	\$1,517,500		\$1,517,500
Pilot Mountain, Town of	VUR-W-ARP-0077	ARPA - Distressed SL 2021-180	\$8,078,000	\$377,400	\$7,700,600
Madison, Town of	VUR-W-ARP-0078	ARPA - Distressed SL 2021-180	\$4,871,000	\$368,500	\$4,502,500
Elm City, Town of	VUR-W-ARP-0079	ARPA - Distressed SL 2021-180	\$898,775		\$898,775
Rockingham County	VUR-W-ARP-0080	ARPA - Distressed SL 2021-180	\$1,725,000		\$1,725,000
Fremont, Town of	VUR-W-ARP-0081	ARPA - Distressed SL 2021-180	\$4,462,360		\$4,462,360
Belhaven, Town of	VUR-D-ARP-0082	ARPA - Distressed SL 2021-180	\$621,030		\$621,030
Edenton, Town of	VUR-W-ARP-0083	ARPA - Distressed SL 2021-180	\$2,352,935		\$2,352,935
Grifton	VUR-D-ARP-0084	ARPA - Distressed SL 2021-180	\$316,088	\$79,056	\$237,032
Goldsboro	VUR-D-ARP-0085	ARPA - Distressed SL 2021-180	\$5,999,395		\$5,999,395
Edgecombe County	VUR-D-ARP-0086	ARPA - Distressed SL 2021-180	\$2,482,800		\$2,482,800
Bath	VUR-W-ARP-0087	ARPA - Distressed SL 2021-180	\$14,698,000	\$736,446	\$13,961,554
Mount Olive, Town of	VUR-W-ARP-0088	ARPA - Distressed SL 2021-180	\$6,000,000	\$138,158	\$5,861,842
Bladenboro	VUR-W-ARP-0089	ARPA - Distressed SL 2021-180	\$12,000,000	\$1,298,300	\$10,701,700
Middlesex	VUR-D-ARP-0111	ARPA - Distressed SL 2021-180	\$1,500,000		\$1,500,000
Ellerbe	VUR-W-ARP-0112	ARPA - Distressed SL 2021-180	\$150,000		\$150,000
Pikeville, Town of	VUR-AIA-W-ARP-0001	ARPA - Distressed SL 2021-180	\$506,025	\$63,000	\$443,025
Pollocksville, Town of	VUR-AIA-W-ARP-0002	ARPA - Distressed SL 2021-180	\$519,000	\$0	\$519,000
Walstonburg, Town of	VUR-AIA-M-ARP-0003	ARPA - Distressed SL 2021-180	\$90,000	\$0	\$90,000
Tryon, Town of	VUR-AIA-D-ARP-0004	ARPA - Distressed SL 2021-180	\$254,500	\$48,725	\$205,775
Fountain, Town of	VUR-AIA-W-ARP-0005	ARPA - Distressed SL 2021-180	\$354,400	\$0	\$354,400
Fountain, Town of	VUR-AIA-D-ARP-0006	ARPA - Distressed SL 2021-180	\$211,325	\$0	\$211,325
Williamston, Town of	VUR-AIA-W-ARP-0007	ARPA - Distressed SL 2021-180	\$890,000	\$166,007	\$723,993
Washington County	VUR-AIA-D-ARP-0008	ARPA - Distressed SL 2021-180	\$237,000	\$87,729	\$149,271
Edgecombe County	VUR-AIA-W-ARP-0009	ARPA - Distressed SL 2021-180	\$561,000		\$561,000
Dover, Town of	VUR-AIA-W-ARP-0010	ARPA - Distressed SL 2021-180	\$115,775		\$115,775
Dover, Town of	VUR-AIA-D-ARP-0011	ARPA - Distressed SL 2021-180	\$189,500		\$189,500

State Reserve Program Funds Disbursed and Remaining: FY 2023-2024

(Data Pull: July 12, 2024)

Owner	Project #	Fund	Obligated	Disbursed	Remaining
Plymouth, Town of	VUR-AIA-W-ARP-0012	ARPA - Distressed SL 2021-180	\$160,000	\$151,575	\$8,425
Macclesfield, Town of	VUR-AIA-W-ARP-0016	ARPA - Distressed SL 2021-180	\$392,250	\$245,281	\$146,969
Macclesfield, Town of	VUR-AIA-D-ARP-0017	ARPA - Distressed SL 2021-180	\$203,900	\$81,560	\$122,340
Franklinville, Town of	VUR-AIA-W-ARP-0014	ARPA - Distressed SL 2021-180	\$161,000	\$46,000	\$115,000
Franklinville, Town of	VUR-AIA-D-ARP-0015	ARPA - Distressed SL 2021-180	\$161,000		\$161,000
East Arcadia, Town of	VUR-AIA-D-ARP-0013	ARPA - Distressed SL 2021-180	\$154,400		\$154,400
Hookerton, Town of	VUR-AIA-W-ARP-0018	ARPA - Distressed SL 2021-180	\$226,500		\$226,500
Bay River Metropolitan Sewage District	VUR-AIA-W-ARP-0019	ARPA - Distressed SL 2021-180	\$139,500	\$120,000	\$19,500
September 2021 Funding Round Construction					
Stovall	SRP-D-0204	Appropriations & Transfers Fund 2328	\$1,302,788		\$1,302,788
Stovall	SRP-D-0204	Bond Grants	\$454,572		\$454,572
Pilot Mountain	SRP-D-0205	Appropriations & Transfers Fund 2328	\$341,500		\$341,500
Louisburg	SRP-W-0206	Appropriations & Transfers Fund 2328	\$517,498		\$517,498
Louisburg	SRP-W-0206	Revolving Loan	\$517,498		\$517,498
Pilot Mountain	SRP-W-0207	Appropriations & Transfers Fund 2328	\$1,422,500		\$1,422,500
Wilkesboro	SRP-W-0208	Appropriations & Transfers Fund 2328	\$3,000,000		\$3,000,000
Wallace	SRP-W-0210	Revolving Loan	\$1,680,587		\$1,680,587
Stantonsburg	SRP-W-0211	Revolving Loan	\$1,387,776		\$1,387,776
Orange Water and Sewer Authority	SRP-W-0212	Revolving Loan	\$4,086,209	\$568,853	\$3,517,356
September 2021 Funding Round AIA and MRF					
Rockingham County	AIA-W-0243	Appropriations & Transfers Fund 2328	\$150,000		\$150,000
Mount Gilead	AIA-W-0244	Appropriations & Transfers Fund 2328	\$140,000	\$118,200	\$21,800
Claremont	AIA-W-0245	Appropriations & Transfers Fund 2328	\$150,000		\$150,000
Smithfield	AIA-D-0246	Appropriations & Transfers Fund 2328	\$150,000	\$44,850	\$105,150
Jonesville	AIA-D-0247	Appropriations & Transfers Fund 2328	\$150,000	\$99,305	\$50,695
Troy	AIA-W-0248	Appropriations & Transfers Fund 2328	\$150,000	\$50,500	\$99,500
Warren County	AIA-D-0249	Appropriations & Transfers Fund 2328	\$150,000		\$150,000
Mount Gilead	AIA-D-0250	Appropriations & Transfers Fund 2328	\$140,000	\$127,750	\$12,250
Belmont	AIA-W-0251	Appropriations & Transfers Fund 2328	\$150,000	\$73,250	\$76,750
Bolton	AIA-D-0252	Appropriations & Transfers Fund 2328	\$150,000	\$31,250	\$118,750
Robbins	AIA-W-0253	Appropriations & Transfers Fund 2328	\$150,000	\$141,000	\$9,000
Rowland	AIA-D-0254	Appropriations & Transfers Fund 2328	\$150,000		\$150,000
Oxford	AIA-W-0255	Appropriations & Transfers Fund 2328	\$150,000		\$150,000
Oxford	AIA-D-0256	Appropriations & Transfers Fund 2328	\$150,000		\$150,000
Rose Hill	AIA-W-0257	Appropriations & Transfers Fund 2328	\$150,000	\$103,066	\$46,934
Walnut Cove	AIA-D-0258	Appropriations & Transfers Fund 2328	\$150,000	\$77,000	\$73,000
Hertford	AIA-D-0259	Appropriations & Transfers Fund 2328	\$150,000	\$122,700	\$27,300
Hertford	AIA-W-0260	Appropriations & Transfers Fund 2328	\$150,000	\$123,076	\$26,924
Scotland Neck	AIA-W-0261	Appropriations & Transfers Fund 2328	\$150,000	\$33,500	\$116,500
Belhaven	AIA-D-0262	Appropriations & Transfers Fund 2328	\$150,000	\$111,150	\$38,850
Belhaven	AIA-W-0263	Appropriations & Transfers Fund 2328	\$150,000	\$112,126	\$37,874
Belmont	AIA-D-0264	Appropriations & Transfers Fund 2328	\$150,000	\$127,075	\$22,925
Bolton	AIA-W-0265	Appropriations & Transfers Fund 2328	\$150,000	\$34,000	\$116,000
Murfreesboro	AIA-D-0266	Appropriations & Transfers Fund 2328	\$150,000	\$66,000	\$84,000
Lowell	AIA-D-0267	Appropriations & Transfers Fund 2328	\$150,000		\$150,000
Rose Hill, Town of	MRF-W-0048	Appropriations & Transfers Fund 2328	\$50,000		\$50,000
Northampton County	MRF-W-0049	Appropriations & Transfers Fund 2328	\$50,000		\$50,000

State Reserve Program Funds Disbursed and Remaining: FY 2023-2024

(Data Pull: July 12, 2024)

Owner	Project #	Fund	Obligated	Disbursed	Remaining
Pollocksville	MRF-W-0050	Appropriations & Transfers Fund 2328	\$50,000		\$50,000
Pollocksville	MRF-D-0051	Appropriations & Transfers Fund 2328	\$50,000		\$50,000
Nash County	MRF-W-0052	Appropriations & Transfers Fund 2328	\$50,000		\$50,000
North Wilkesboro	MRF-D-0053	Appropriations & Transfers Fund 2328	\$50,000	\$38,950	\$11,050
Laurinburg	MRF-D-0054	Appropriations & Transfers Fund 2328	\$50,000	\$39,721	\$10,279
Weldon	MRF-W-0056	Appropriations & Transfers Fund 2328	\$50,000	\$40,841	\$9,159
Old Fort	MRF-D-0057	Appropriations & Transfers Fund 2328	\$50,000	\$76,694	(\$26,694)
Weldon	MRF-D-0058	Appropriations & Transfers Fund 2328	\$50,000	\$38,100	\$11,900
Old Fort	MRF-W-0059	Appropriations & Transfers Fund 2328	\$50,000	\$42,350	\$7,650
Southport	MRF-W-0060	Appropriations & Transfers Fund 2328	\$50,000		\$50,000
Southport	MRF-D-0061	Appropriations & Transfers Fund 2328	\$50,000		\$50,000
FY 2021 Budget					
Money Report? = non recurring					
Fremont		Appropriations & Transfers Fund 2328	\$450,000		\$450,000
Fall 2021 AIA and MRF					
Northampton County	E-MRF-W-21-0049	Appropriations & Transfers Fund 2328	\$50,000		\$50,000
Fall 2020 AIA and MRF					
Sharpsburg, Town of	AIA-W-0212	Appropriations & Transfers Fund 2328	\$150,000	\$77,250	\$72,750
Rockingham County	AIA-D-0213	Appropriations & Transfers Fund 2328	\$150,000	\$36,750	\$113,250
Yadkin Valley SA	AIA-W-0214	Appropriations & Transfers Fund 2328	\$150,000	\$92,773	\$57,227
Kinston, City of	AIA-W-0215	Appropriations & Transfers Fund 2328	\$150,000	\$123,306	\$26,694
Saluda, City of	AIA-D-0217	Appropriations & Transfers Fund 2328	\$150,000	\$84,900	\$65,100
Saluda, City of	AIA-W-0218	Appropriations & Transfers Fund 2328	\$150,000	\$70,750	\$79,250
Maysville, Town of	AIA-D-0222	Appropriations & Transfers Fund 2328	\$150,000	\$47,500	\$102,500
Liberty, Town of	AIA-W-0223	Appropriations & Transfers Fund 2328	\$150,000	\$142,710	\$7,290
Troutman, Town of	AIA-W-0226	Appropriations & Transfers Fund 2328	\$150,000	\$65,869	\$84,131
Kenly, Town of	AIA-W-0227	Appropriations & Transfers Fund 2328	\$150,000	\$138,625	\$11,375
Mayodan, Town of	AIA-W-0228	Appropriations & Transfers Fund 2328	\$140,000	\$112,500	\$27,500
Nash County	AIA-W-0229	Appropriations & Transfers Fund 2328	\$150,000		\$150,000
Nash County	AIA-D-0230	Appropriations & Transfers Fund 2328	\$150,000		\$150,000
Smithfield, Town of	AIA-W-0231	Appropriations & Transfers Fund 2328	\$150,000	\$122,363	\$27,637
Bryson City, Town of	AIA-W-0234	Appropriations & Transfers Fund 2328	\$55,000	\$51,981	\$3,019
Scotland Neck, Town of	AIA-D-0236	Appropriations & Transfers Fund 2328	\$150,000	\$29,750	\$120,250
Kenly, Town of	AIA-D-0237	Appropriations & Transfers Fund 2328	\$150,000	\$122,326	\$27,674
Halifax County	AIA-W-0238	Appropriations & Transfers Fund 2328	\$150,000	\$122,501	\$27,499
Sparta, Town of	AIA-W-0240	Appropriations & Transfers Fund 2328	\$150,000	\$84,000	\$66,000
Sparta, Town of	AIA-D-0241	Appropriations & Transfers Fund 2328	\$130,000	\$48,100	\$81,900
St. Pauls, Town of	MRF-W-0040	Appropriations & Transfers Fund 2328	\$50,000	\$20,880	\$29,120
White Lake, Town of	MRF-W-0041	Appropriations & Transfers Fund 2328	\$50,000	\$44,500	\$5,500
Murphy, Town of	MRF-W-0047	Appropriations & Transfers Fund 2328	\$50,000	\$23,725	\$26,275
Fall 2020 Construction					
Dublin	SRP-W-0182		\$33,019	\$33,019	\$0
Asheboro, City of	SRP-W-0184	Bond Loans	\$2,702,240		\$2,705,240
Beech Mountain, Town of	SRP-W-0185	Bond Loans	\$4,045,526	\$401,154	\$3,644,372
Brunswick County	SRP-W-0186	Appropriations & Transfers Fund 2328	\$2,852,818		\$2,852,818
Henderson, City of	SRP-W-0187	Bond Loans	\$2,542,553		\$2,542,553
Spindale, Town of	SRP-W-0191	Revolving Loan	\$546,527	\$0	\$546,527

State Reserve Program Funds Disbursed and Remaining: FY 2023-2024

(Data Pull: July 12, 2024)

Owner	Project #	Fund	Obligated	Disbursed	Remaining
Stanly County	SRP-W-0192	Bond Grants	\$1,215,000		\$1,215,000
Trinity, City of	SRP-W-0196	Revolving Loan	\$1,354,000	\$0	\$1,354,000
Valdese, Town of	SRP-W-0197	Revolving Loan	\$1,488,510	\$0	\$1,488,510
Wallace, Town of	SRP-W-0198	Revolving Loan	\$1,520,720	\$0	\$1,520,720
Washington, City of	SRP-W-0199	Revolving Loan	\$2,500,000	\$1,801,555	\$776,805
Yadkin Valley Sewer Authority	SRP-W-0201	Revolving Loan	\$512,076	\$0	\$512,076
Yadkin Valley Sewer Authority	SRP-W-0202	Appropriations & Transfers Fund 2328	\$1,762,000		\$1,762,000
Davie County	SRP-D-0203	Bond Grants	\$1,123,807	\$1,123,807	\$0
Davie County	SRP-D-0203	Appropriations & Transfers Fund 2328	\$45,575,427	\$15,537,417	\$30,038,010
April 2020 Construction					
Ellerbe, Town of	SRP-W-0183		\$549,539		\$549,539
FY 2020 Budget					
Benson	NR		\$25,000		\$25,000
Boiling Springs	NR		\$150,000		\$150,000
Franklin	NR		\$175,000		\$175,000
South Granville Water & Sewer Authority	NR		\$600,000		\$600,000
Hertford County	NR		\$100,000		\$100,000
Kenansville	NR	No Projects Funded	\$108,257		\$108,257
Lawndale	NR		\$50,000		\$50,000
Micro	NR		\$50,000		\$50,000
Pembroke	NR		\$1,000,000		\$1,000,000
Shelby	NR		\$50,000		\$50,000
St. Pauls	NR		\$100,000		\$100,000
Fall 2019 Construction					
Bailey, Town of	E-SRP-W-20-0176	Appropriations & Transfers Fund 2328	\$981,500	\$177,894	\$803,606
Bethel, Town of	E-SRP-W-20-0177	Appropriations & Transfers Fund 2328	\$3,000,000		\$3,000,000
Fall 2019 AIA and MRF (from accumulated available funds)					
Stoneville, Town of	H-AIA-D-20-0184	Appropriations & Transfers Fund 2328	\$90,000	\$75,000	\$15,000
Lake Waccamaw, Town of	E-AIA-W-20-0185	Appropriations & Transfers Fund 2328	\$150,000	\$116,075	\$33,925
Whiteville, City of	H-AIA-D-20-0186	Appropriations & Transfers Fund 2328	\$150,000	\$142,250	\$7,750
Pink Hill, Town of	E-AIA-W-20-0188	Appropriations & Transfers Fund 2328	\$70,000	\$45,000	\$25,000
Louisburg, Town of	E-AIA-W-20-0193	Appropriations & Transfers Fund 2328	\$150,000	\$132,250	\$17,750
Plymouth, Town of	H-AIA-D-20-0194	Appropriations & Transfers Fund 2328	\$150,000	\$134,140	\$15,860
Dallas, Town of	H-AIA-D-20-0195	Appropriations & Transfers Fund 2328	\$142,500	\$136,200	\$6,300
Pink Hill, Town of	H-AIA-D-20-0199	Appropriations & Transfers Fund 2328	\$110,000	\$85,000	\$25,000
Louisburg, Town of	H-AIA-D-20-0200	Appropriations & Transfers Fund 2328	\$150,000	\$82,000	\$68,000
Randleman, City of	H-AIA-D-20-0201	Appropriations & Transfers Fund 2328	\$150,000	\$134,300	\$15,700
Valdese, Town of	H-AIA-D-20-0203	Appropriations & Transfers Fund 2328	\$150,000	\$27,959	\$122,041
Lowell, City of	E-AIA-W-20-0205	Appropriations & Transfers Fund 2328	\$150,000	\$142,184	\$7,816
Wilkesboro, Town of	E-AIA-W-20-0208	Appropriations & Transfers Fund 2328	\$150,000		\$150,000
Yadkin County	H-MRF-D-20-0029	Appropriations & Transfers Fund 2328	\$50,000	\$44,035	\$5,965
Walnut Cove, Town of	H-MRF-D-20-0036	Appropriations & Transfers Fund 2328	\$50,000	\$42,239	\$7,761
Canton, Town of	E-MRF-W-20-0037	Appropriations & Transfers Fund 2328	\$50,000	\$27,500	\$22,500
FY 2019 Budget Pre-allocations					
Johnston County Research and Training Zone (recu	E-SAP-W-19-0020	Appropriations & Transfers Fund 2328	\$2,000,000		\$2,000,000
Bath, Town of (Recurring)	E-SAP-W-19-0023	Appropriations & Transfers Fund 2328	\$1,125,000	\$663,743	\$461,257
Kannapolis, City of (NR)	H-SAP-D-19-0025	Appropriations & Transfers Fund 2328	\$40,000		\$40,000

State Reserve Program Funds Disbursed and Remaining: FY 2023-2024

(Data Pull: July 12, 2024)

Owner	Project #	Fund	Obligated	Disbursed	Remaining
October 2018 Construction					
Robersonville, Town of	E-SRP-W-18-0171	Appropriations & Transfers Fund 2328	\$686,500		\$686,500
Landis, Town of	E-SRP-W-18-0170	Appropriations & Transfers Fund 2328	\$978,440	\$806,062	\$172,378
Wallace, Town of	H-SRP-D-18-0173				
Hendersonville, City of	H-SRP-D-18-0174				
October 2018 AIA and MRF (all from FY 2018 appropriations)					
Hookerton, Town of	H-AIA-D-19-0151	Appropriations & Transfers Fund 2328	\$150,000	\$122,250	\$27,750
Pilot Mountain, Town of	E-AIA-W-19-0155	Appropriations & Transfers Fund 2328	\$150,000	\$98,820	\$51,180
Garland, Town of	E-AIA-W-19-0156	Appropriations & Transfers Fund 2328	\$150,000	\$108,571	\$41,429
Snow Hill, Town of	E-AIA-W-19-0162	Appropriations & Transfers Fund 2328	\$150,000	\$132,851	\$17,149
Manteo, Town of	E-AIA-W-19-0165	Appropriations & Transfers Fund 2328	\$150,000	\$125,832	\$24,168
Aurora, Town of	E-AIA-W-19-0177	Appropriations & Transfers Fund 2328	\$150,000	\$111,000	\$39,000
Roxboro, City of	E-AIA-W-19-0180	Appropriations & Transfers Fund 2328	\$150,000	\$92,750	\$57,250
Bladenboro, Town of	E-MRF-W-19-0025	Appropriations & Transfers Fund 2328	\$35,000	\$12,000	\$23,000
Haywood County	H-MRF-D-19-0028	Appropriations & Transfers Fund 2328	\$50,000	\$23,385	\$26,615
FY 2018 Budget Pre-allocations					
Johnston County Research and Training Zone	E-SAP-W-19-0020	Appropriations & Transfers Fund 2328	\$3,000,000	\$2,500,000	\$500,000
Wallace, Town of	E-SAP-W-18-0019	Appropriations & Transfers Fund 2328	\$830,000		\$830,000
Four Oaks	E-SAP-W-18-0018	Appropriations & Transfers Fund 2328	\$40,000		\$40,000
Davidson County	E-SAP-W-18-0016	Appropriations & Transfers Fund 2328	\$50,000	\$50,000	\$0
April 2018 Construction (Recurring, non recurring and accumulated)					
Franklin County	E-SRP-W-18-0155	Bond Loan 4W02 4W03	\$1,428,871	\$1,204,616	\$224,255
Newton, City of	E-SRP-W-18-0156	Bond Loan 4W02 4W03	\$515,540		\$515,540
Newton, City of	H-SRP-D-18-0164	Bond Loan 4W02 4W03	\$750,754		\$750,754
September 2017 Construction (FY 2017 Bond and 2018 Appropriation)					
Claremont, City of	E-SRP-W-17-0105	Bond Loan 4W02 4W03	\$4,500,000		\$4,500,000
Scotland Neck, Town of	E-SRP-W-17-0119	Bond Grants	\$669,956	\$539,899	\$130,057
Tuckaseegee Water & Sewer Authority	E-SRP-W-17-0121	Bond Loan 4W02 4W03	\$2,576,600		\$2,576,600
Chowan County (has SRF too)	H-SRP-D-17-0128	Bond Grants	\$2,140,500		\$2,140,500
Greene County	H-SRP-D-17-0130	Bond Grants	\$558,750	\$508,734	\$50,016
Greene County	H-SRP-D-17-0130	Bond Loan 4W02 4W03	\$186,250	\$169,576	\$16,674
Henderson, City of (has SRF too)	H-SRP-D-17-0131	Bond Grants	\$3,000,000	\$3,000,000	\$0
Hendersonville, City of	H-SRP-D-17-0132	Bond Loan 4W02 4W03	\$5,370,932	\$5,197,312	\$173,620
Ingrams Township Water District	H-SRP-D-17-0133	Bond Loan 4W02 4W03	\$2,950,000	\$2,263,338	\$686,662
Kinston, City of	H-SRP-D-17-0134	Bond Grants	\$460,012	\$356,968	\$103,044
Kinston, City of	H-SRP-D-17-0134	Bond Loan 4W02 4W03	\$460,013	\$356,968	\$103,045
Lake Waccamaw, Town of	H-SRP-D-17-0135	Bond Loan 4W02 4W03	\$1,349,123	\$1,349,123	\$0
Mount Airy, City of	H-SRP-D-17-0140	Bond Loan 4W02 4W03	\$963,100	\$636,517	\$326,583
Pilot Mountain, Town of	H-SRP-D-17-0142	Bond Grants	\$1,950,000	\$1,950,000	\$0
Pilot Mountain, Town of	H-SRP-D-17-0142	Bond Loan 4W02 4W03	\$3,395,000	\$3,106,759	\$937,199
Pinetops, Town of	H-SRP-D-17-0143	Bond Loan 4W02 4W03	\$970,150	\$895,157	\$74,993
Southeastern Wayne Sanitary District	H-SRP-D-17-0147	Bond Grants	\$247,500	\$247,489	\$11
Southeastern Wayne Sanitary District	H-SRP-D-17-0147	Bond Loan 4W02 4W03	\$816,750	\$742,468	\$74,282
Stantonsburg, Town of	H-SRP-D-17-0148	Bond Grants	\$310,000		\$310,000
Stantonsburg, Town of	H-SRP-D-17-0148	Bond Loan 4W02 4W03	\$310,000		\$310,000
Warren County (Kerr Lake Regional Water System)	H-SRP-D-17-0152	Bond Grants	\$3,000,000		\$3,000,000
Warren County (Kerr Lake Regional Water System)	H-SRP-D-17-0152	Bond Loan 4W02 4W03	\$2,000,000		\$2,000,000

State Reserve Program Funds Disbursed and Remaining: FY 2023-2024

(Data Pull: July 12, 2024)

Owner	Project #	Fund	Obligated	Disbursed	Remaining
September 2017 AIA and MRF (all from FY 2018 appropriations)				\$4,143,493	
Madison, Town of	E-AIA-W-18-0115	Appropriations & Transfers Fund 2328	\$140,000	\$96,000	\$44,000
Southport, City of	E-AIA-W-18-0125	Appropriations & Transfers Fund 2328	\$20,000		\$20,000
Siler City, Town of	E-AIA-W-18-0130	Appropriations & Transfers Fund 2328	\$150,000		\$150,000
Aurora, Town of	H-AIA-D-18-0135	Appropriations & Transfers Fund 2328	\$150,000	\$132,500	\$17,500
Carthage, Town of	H-AIA-D-18-0143	Appropriations & Transfers Fund 2328	\$100,000	\$79,442	\$20,558
Carteret County	H-MRF-D-18-0014	Appropriations & Transfers Fund 2328	\$35,000	\$34,990	\$10
Stanley, Town of	H-MRF-D-18-0018	Appropriations & Transfers Fund 2328	\$50,000	\$41,802	\$8,198
March 2017 Construction					
Graham, City of	E-SRP-W-17-0054	Bond Grants	\$612,500	\$612,500	\$0
Graham, City of	E-SRP-W-17-0054	Bond Loan 4W02 4W03	\$2,637,500	\$2,371,133	\$266,367
Johnston County	E-SRP-W-17-0068	Bond Loan 4W02 4W03	\$4,405,000	\$2,898,384	\$1,506,616
Belhaven, Town of	H-SRP-D-17-0073	Bond Grants	\$262,170		\$262,170
Siler City, Town of	H-SRP-D-17-0076	Bond Grants	\$2,352,513	\$2,256,497	\$96,016
Siler City, Town of	H-SRP-D-17-0076	Bond Loan 4W02 4W03	\$2,352,512	\$2,256,497	\$96,015
Nash County	H-SRP-D-17-0077	Bond Grants	\$3,000,000	\$3,000,000	\$0
Nash County	H-SRP-D-17-0077	Bond Loan 1W02 1W03	\$7,199,500	\$5,853,162	\$1,346,338
Robersonville, Town of	H-SRP-D-17-0082	Bond Grants	\$267,500		\$267,500
Beaufort County Water District V - Pantego Townsh	H-SRP-D-17-0085	Bond Grants	\$401,100	\$149,519	\$251,581
Beaufort County Water District V - Pantego Townsh	H-SRP-D-17-0085	Bond Loan 1W02 1W03	\$133,700	\$49,838	\$83,862
Sharpsburg, Town of	H-SRP-D-17-0086	Bond Grants	\$1,499,018	\$1,454,265	\$44,753
Sharpsburg, Town of	H-SRP-D-17-0086	Bond Loan 1W02 1W03	\$499,672		\$499,672
Beaufort County Water and Sewer District VII - Richland Township	H-SRP-D-17-0089	Bond Grants	\$504,000	\$20,704	\$483,296
Beaufort County Water and Sewer District VII - Richland Township	H-SRP-D-17-0089	Bond Loan 1W02 1W03	\$168,000	\$6,901	\$161,099
Beaufort County Water District I - Washington Township	H-SRP-D-17-0090	Bond Grants	\$401,100	\$150,457	\$250,643
Beaufort County Water District I - Washington Township	H-SRP-D-17-0090	Bond Loan 1W02 1W03	\$133,700	\$50,153	\$83,547
Beaufort County Water District IV - Bath Township	H-SRP-D-17-0091	Bond Grants	\$733,500	\$272,913	\$460,587
Beaufort County Water District IV - Bath Township	H-SRP-D-17-0091	Bond Loan 1W02 1W03	\$244,500	\$90,968	\$153,532
Beaufort County Water District VI - Chocowinity/Richland Township	H-SRP-D-17-0093	Bond Grants	\$1,115,000	\$38,404	\$1,076,596
Beaufort County Water District VI - Chocowinity/Richland Township	H-SRP-D-17-0093	Bond Loan 1W02 1W03	\$1,115,000	\$38,403	\$1,076,597
Farmville, Town of	H-SRP-D-17-0094	Bond Grants	\$319,500	\$303,317	\$16,183
Farmville, Town of	H-SRP-D-17-0094	Bond Loan 1W02 1W03	\$319,500	\$303,316	\$16,184
September 2016 Construction				\$6,203,110	
Love Valley SA	E-SRP-W-17-0050	Appropriations & Transfers Fund 2328	\$400,000	\$75,114	\$324,886
Eden, City of	E-SRP-W-17-0026	Bond Grants	\$16,666,667	\$10,793,968	\$5,872,699
Eden, City of	E-SRP-W-17-0026	Bond Loan 1W02 1W03	\$15,000,000	\$10,793,968	\$4,206,032
Elm City, Town of	E-SRP-W-17-0030	Bond Grants	\$3,000,000	\$489,566	\$2,510,434
Oxford, City of	E-SRP-W-17-0035	Appropriations & Transfers Fund 2328	\$2,940,750	\$2,940,750	\$0
Stantonsburg, Town of	E-SRP-W-17-0036	Appropriations & Transfers Fund 2328	\$788,663	\$403,815	\$384,848

State Reserve Program Funds Disbursed and Remaining: FY 2023-2024

(Data Pull: July 12, 2024)

Owner	Project #	Fund	Obligated	Disbursed	Remaining
Dublin, Town of	E-SRP-17-0039	Appropriations & Transfers Fund 2328	\$226,500	\$206,158	\$20,342
Clyde, Town of	E-SRP-W-17-0040	Appropriations & Transfers Fund 2328	\$412,500	\$280,579	\$131,921
Oxford, City of	H-SRP-D-17-0005	Bond Grants	\$2,916,000	\$2,916,000	\$0
Oxford, City of	H-SRP-D-17-0005	Bond Loan 1W02 1W03	\$4,416,000	\$3,166,435	\$1,249,565
Southeastern Wayne Sanitary District	H-SRP-D-17-0008	Bond Grants	\$1,250,000	\$1,097,169	\$152,831
Southeastern Wayne Sanitary District	H-SRP-D-17-0008	Bond Loan 1W02 1W03	\$1,250,000	\$1,097,169	\$152,831
Fountain, Town of	H-SRP-D-17-0009	Bond Grants	\$843,750	\$643,794	\$199,956
Fountain, Town of	H-SRP-D-17-0009	Bond Loan 1W02 1W03	\$281,250	\$211,383	\$69,867
Beaufort County Water District V - Pantego Township	H-SRP-D-17-0010	Bond Grants	\$1,453,500	\$1,345,983	\$107,517
Beaufort County Water District V - Pantego Township	H-SRP-D-17-0010	Bond Loan 1W02 1W03	\$484,500	\$448,661	\$35,839
Orange Water and Sewer Authority	H-SRP-D-17-0012	Bond Loan 1W02 1W03	\$1,056,000		\$1,056,000
Sparta, Town of	H-SRP-D-17-0013	Bond Grants	\$150,000	\$150,000	\$0
Sparta, Town of	H-SRP-D-17-0013	Bond Loan 1W02 1W03	\$685,406	\$678,832	\$6,574
Sampson County	H-SRP-D-17-0014	Bond Grants	\$1,013,250		\$1,013,250
Sampson County	H-SRP-D-17-0014	Bond Loan 1W02 1W03	\$337,750		\$337,750
Beaufort County Water District I - Washington Township	H-SRP-D-17-0019	Bond Grants	\$2,250,000	\$259,230	\$1,990,770
Beaufort County Water District I - Washington Township	H-SRP-D-17-0019	Bond Loan 1W02 1W03	\$750,000	\$86,410	\$663,590
September 2016 AIA and MRF					
Monroe, City of	E-AIA-W-17-0051	Appropriations & Transfers Fund 2328	\$150,000	\$142,500	\$7,500
Sanford, City of	H-AIA-D-17-0058	Appropriations & Transfers Fund 2328	\$150,000	\$92,180	\$57,820
North Wilkesboro, Town of	H-AIA-D-17-0063	Appropriations & Transfers Fund 2328	\$100,000	\$57,520	\$42,480
Canton, Town of	H-AIA-D-17-0068	Appropriations & Transfers Fund 2328	\$85,000	\$76,099	\$8,901
Mocksville, Town of	E-AIA-W-17-0070	Appropriations & Transfers Fund 2328	\$150,000	\$122,372	\$27,628
Wallace, Town of	E-AIA-W-17-0071	Appropriations & Transfers Fund 2328	\$150,000	\$135,361	\$14,639
Robbinsville, Town of	H-AIA-D-17-0091	Appropriations & Transfers Fund 2328	\$50,000	\$12,500	\$37,500
Monroe, City of	H-AIA-D-17-0106	Appropriations & Transfers Fund 2328	\$150,000	\$114,251	\$35,749
April 2016 AIA and MRF					
Project Number					
Henderson, City of	E-AIA-W-16-0002	Appropriations & Transfers Fund 2328	\$125,000	\$106,148	\$18,852
Smithfield, Town of	H-AIA-D-16-0018	Appropriations & Transfers Fund 2328	\$150,000	\$148,901	\$1,099
Roper, Town of	E-AIA-W-16-0022	Appropriations & Transfers Fund 2328	\$100,225	\$95,100	\$5,125
Burlington, City of	E-AIA-W-16-0027	Appropriations & Transfers Fund 2328	\$150,000	\$142,500	\$7,500
Williamston, Town of	H-AIA-D-16-0034	Appropriations & Transfers Fund 2328	\$150,000	\$84,070	\$65,930
Sanford, City of	E-AIA-W-16-0037	Appropriations & Transfers Fund 2328	\$150,000	\$143,341	\$6,659
SRG/SRP			\$3,453,202		
Appropriated			\$5,000,000		
FY 2015 Round 10/2/2014					
TAG Project Number					
Note \$250 recovered from a closed project so far and 4,250 recovered from Lowell			\$626,099		
HUC Project Number					
\$5,247 and \$19,195 unused by two Clarktons, \$1869 by Louisburg, \$46,676 by Fremont			\$3,893,729		
Stokes and Forest City and Eden			\$500,000	\$1,034,811	\$ (534,811)
Appropriated					
FY 2014 Round 4/1/2014					

State Reserve Program Funds Disbursed and Remaining: FY 2023-2024

(Data Pull: July 12, 2024)

Owner	Project #	Fund	Obligated	Disbursed	Remaining
TAG	Project Number		Grants Awarded		
\$10,307 recovered from this round. All 12 projs are completed. Pikeville dec entire \$50,000				\$520,593	
HUC	Project Number			\$2,967,150	



Appendix V
Disbursements of All Projects in FY 2023-2024



Disbursements for FY 2023-2024

Agreement Number (Internal)	Long Project and Recipient Desc	Project Account Budget Code Desc	Project Account GL Account	Long Project Account Desc	Transaction Time	Project Account GL Center	Transaction Amount
2000039197	City of Kinston	14300	536919	18-I-3031	7/12/2023	146046022018	\$91,471.11
2000039162	Town of Goldston	14300	536919	18-I-3045	7/26/2023	146046022018	\$378,406.57
2000039152	Town of Jonesville	14300	536919	18-I-3030	8/2/2023	146046022018	\$11,437.50
2000039197	City of Kinston	14300	536919	18-I-3031	8/10/2023	146046022018	\$357,555.03
2000039162	Town of Goldston	14300	536919	18-I-3045	8/30/2023	146046022018	\$14,551.51
2000039009	Town of East Spencer	14300	536919	18-I-3043	8/30/2023	146046022018	\$31,319.12
2000039009	Town of East Spencer	14300	536919	18-I-3043	8/30/2023	146046022018	\$864,680.03
2000039200	Town of Parmele	14300	536919	18-I-3036	9/13/2023	146046022018	\$302,042.25
2000039009	Town of East Spencer	102173	56900006	18-I-3043	10/23/2023	1604602	\$25,401.06
2000039197	City of Kinston	102173	56900006	18-I-3031	11/9/2023	1604602	\$366,871.51
2000010527	Town of Parmele	102173	56900006	18-I-3036	12/7/2023	1604602	\$9,107.00
2000010710	Town of Liberty	102173	56900006	18-I-3032	12/7/2023	1604602	\$84,972.29
2000038931	Town of Liberty	102173	56900006	18-I-3032	12/20/2023	1604602	\$5,547.38
2000039162	Town of Goldston	102173	56900006	18-I-3045	12/19/2023	1604602	\$10,464.40
2000039009	Town of East Spencer	102173	56900006	18-I-3043	12/20/2023	1604602	\$100,925.85
2000039009	Town of East Spencer	102173	56900006	18-I-3043	1/30/2024	1604602	\$24,759.13
2000039197	City of Kinston	102173	56900006	18-I-3031	1/30/2024	1604602	\$271,415.02
2000039009	Town of East Spencer	102173	56900006	18-I-3043	2/20/2024	1604602	\$52,443.54
2000039202	Hyde County	102173	56900006	18-I-3046	3/19/2024	1604602	\$142,676.08
2000039199	Magnolia	102173	56900006	18-I-3035	4/16/2024	1604602	\$214,669.79
2000039202	Hyde County	102173	56900006	18-I-3036	4/16/2024	1604602	\$294,856.13
2000039198	Lowell	102173	56900006	18-I-3034	4/24/2024	1604602	\$22,384.80
2000039200	Parmele	102173	56900006	18-I-3036	5/1/2024	1604602	\$123,451.04
2000039198	Lowell	102173	56900006	18-I-3034	5/15/2024	1604602	\$119,500.00
2000039197	Kinston	102173	56900006	18-I-3031	6/13/2024	1604602	\$445,178.61
Total						146046022018	\$4,366,086.75

Agreement Number (Internal)	Long Project and Recipient Desc	Project Account Budget Code Desc	Project Account GL Account	Long Project Account Desc	Transaction Time	Project Account GL Center	Transaction Amount
2000039189	Town of Warsaw	14300	536919	19-I-3115	7/6/2023	146046022019	\$59,295.82
2000039191	Town of Tabor City	14300	536919	19-I-3114	7/6/2023	146046022019	\$275,252.50

Disbursements for FY 2023-2024

Agreement Number (Internal)	Long Project and Recipient Desc	Project Account Budget Code Desc	Project Account GL Account	Long Project Account Desc	Transaction Time	Project Account GL Center	Transaction Amount
2000039187	Town of Enfield	14300	536919	19-I-3103	7/6/2023	146046022019	\$155,475.45
2000039183	City of High Shoals	14300	536919	19-I-3105	7/6/2023	146046022019	\$276,973.16
2000039246	Town of Hookerton	14300	536919	19-I-3108	7/6/2023	146046022019	\$325,500.50
2000039249	City of Reidsville	14300	536919	19-I-3112	7/12/2023	146046022019	\$742,285.53
2000039250	City of Sanford	14300	536919	19-I-3113	7/19/2023	146046022019	\$65,942.00
2000039191	Town of Tabor City	14300	536919	19-I-3114	7/20/2023	146046022019	\$192,849.18
2000039183	City of High Shoals	14300	536919	19-I-3105	8/2/2023	146046022019	\$54,340.31
2000039251	Town of Woodland	14300	536919	19-I-3116	8/9/2023	146046022019	\$70,435.48
2000039250	City of Sanford	14300	536919	19-I-3113	8/9/2023	146046022019	\$10,502.50
2000010836	Town of Hookerton	14300	536919	19-I-3108	8/16/2023	146046022019	\$104,341.65
2000010664	Town of Boone	14300	536919	19-I-3102	8/16/2023	146046022019	\$6,720.00
2000039189	Town of Warsaw	14300	536919	19-I-3115	8/17/2023	146046022019	\$141,204.24
2000039187	Town of Enfield	14300	536919	19-I-3103	8/23/2023	146046022019	\$75,838.55
2000039183	City of High Shoals	14300	536919	19-I-3105	8/30/2023	146046022019	\$25,913.57
2000039249	City of Reidsville	14300	536919	19-I-3112	8/30/2023	146046022019	\$156,113.03
2000039251	Town of Woodland	14300	536919	19-I-3116	9/7/2023	146046022019	\$88,971.62
2000039188	Town of Ayden	14300	536919	19-I-3117	9/7/2023	146046022019	\$446,800.07
2000039250	City of Sanford	14300	536919	19-I-3113	9/13/2023	146046022019	\$6,193.50
2000039185	Town of Hoffman	14300	536919	19-I-3107	9/27/2023	146046022019	\$9,324.65
2000039186	Town of Garland	14300	536919	19-I-3104	9/27/2023	146046022019	\$165,461.38
2000039187	Town of Enfield	102173	56900006	19-I-3103	10/23/2023	1604602	\$52,990.43
2000010793	Town of Garland	102173	56900006	19-I-3104	12/8/2023	1604602	\$136,183.97
2000039243	Andrews	102173	56900006	19-I-3101	4/16/2024	1604602	\$211,965.92
2000039250	Sanford	102173	56900006	19-I-3113	4/16/2024	1604602	\$6,400.22
Total						1604602	\$3,863,275.23

Agreement Number (Internal)	Long Project and Recipient Desc	Project Account Budget Code Desc	Project Account GL Account	Long Project Account Desc	Transaction Time	Project Account GL Center	Transaction Amount
2000051993	Town of Saratoga	14300	536919	20-I-3614	7/6/2023	146046022020	\$3,500.00
2000051987	Town of Chadbourn	14300	536919	20-I-3605	7/6/2023	146046022020	\$5,850.00
2000051991	Town of Roseboro	14300	536919	20-I-3612	7/20/2023	146046022020	\$25,490.00

Disbursements for FY 2023-2024

Agreement Number (Internal)	Long Project and Recipient Desc	Project Account Budget Code Desc	Project Account GL Account	Long Project Account Desc	Transaction Time	Project Account GL Center	Transaction Amount
2000051985	Town of Bryson City	14300	536919	20-I-3603	7/20/2023	146046022020	\$3,478.50
2000051992	Town of Rowland	14300	536919	20-I-3613	8/3/2023	146046022020	\$20,000.00
2000051993	Town of Saratoga	14300	536919	20-I-3614	8/9/2023	146046022020	\$92,862.50
2000051990	Town of Mount Olive	14300	536919	20-I-3610	8/16/2023	146046022020	\$14,503.83
2000051987	Town of Chadbourn	14300	536919	20-I-3605	8/17/2023	146046022020	\$4,414.28
2000051991	Town of Roseboro	14300	536919	20-I-3612	8/17/2023	146046022020	\$233,367.26
2000051988	City of Dunn	14300	536919	20-I-3606	8/23/2023	146046022020	\$4,159.99
2000051994	Town of Scotland Neck	14300	536919	20-I-3615	8/30/2023	146046022020	\$15,000.00
2000051989	Town of Fairmont	14300	536919	20-I-3608	8/30/2023	146046022020	\$9,050.00
2000051986	Town of Burnsville	14300	536919	20-I-3604	8/30/2023	146046022020	\$10,123.50
2000052026	Town of Maxton	14300	536919	20-I-3618	9/7/2023	146046022020	\$3,108.99
2000051995	Town of Selma	14300	536919	20-I-3616	9/7/2023	146046022020	\$8,274.62
2000051992	Town of Rowland	14300	536919	20-I-3613	9/27/2023	146046022020	\$5,000.00
2000052902	Town of Madison	14300	536919	20-I-3609	9/27/2023	146046022020	\$12,500.00
2000051989	Town of Fairmont	14300	536919	20-I-3608	9/27/2023	146046022020	\$5,000.00
2000051987	Town of Chadbourn	14300	536919	20-I-3605	9/27/2023	146046022020	\$10,975.00
2000051991	Town of Roseboro	14300	536919	20-I-3612	9/27/2023	146046022020	\$165,190.41
2000021988	City of Dunn	102173	56900006	20-I-3606	10/17/2023	1604602	\$24,424.89
2000052026	Town of Maxton	102173	56900006	20-I-3618	10/23/2023	1604602	\$6,077.71
2000051991	Town of Roseboro	102173	56900006	20-I-3612	10/23/2023	1604602	\$156,731.86
2000051990	Town of Mount Olive	102173	56900006	20-I-3610	11/2/2023	1604602	\$4,260.45
2000051985	Town of Bryson City	102173	56900006	20-I-3603	11/2/2023	1604602	\$3,513.50
2000051994	Town of Scotland Neck	102173	56900006	20-I-3615	11/2/2023	1604602	\$15,000.00
2000021988	City of Dunn	102173	56900006	20-I-3606	11/9/2023	1604602	\$6,426.56
2000051991	Town of Roseboro	102173	56900006	20-I-3612	11/9/2023	1604602	\$199,088.52
2000051996	Town of St Pauls	102173	56900006	20-I-3617	12/7/2023	1604602	\$141,035.86
2000009428	Town of Mount Olive	102173	56900006	20-I-3610	12/8/2023	1604602	\$13,567.55
2000051987	Town of Chadbourn	102173	56900006	20-I-3605	12/8/2023	1604602	\$5,400.00
2000051995	Town of Selma	102173	56900006	20-I-3616	12/8/2023	1604602	\$3,967.75
2000052902	Town of Madison	102173	56900006	20-I-3609	12/8/2023	1604602	\$106,392.08
2000051991	Town of Roseboro	102173	56900006	20-I-3612	12/8/2023	1604602	\$157,927.27
2000051994	Town of Scotland Neck	102173	56900006	20-I-3615	12/19/2023	1604602	\$25,000.00
2000051989	Town of Fairmont	102173	56900006	20-I-3608	1/3/2024	1604602	\$5,049.00
2000052902	Town of Madison	102173	56900006	20-I-3609	1/23/2024	1604602	\$84,667.80

Disbursements for FY 2023-2024

Agreement Number (Internal)	Long Project and Recipient Desc	Project Account Budget Code Desc	Project Account GL Account	Long Project Account Desc	Transaction Time	Project Account GL Center	Transaction Amount
2000067640	Town of Brunswick	102173	56900006	20-I-4103	1/23/2024	1604602	\$18,500.00
2000051988	City of Dunn	102173	56900006	20-I-3606	1/30/2024	1604602	\$5,000.00
2000052902	Town of Madison	102173	56900006	20-I-3609	1/30/2024	1604602	\$80,316.44
2000010741	Town of Roseboro	102173	56900006	20-I-3612	2/16/2024	1604602	\$325,487.36
2000051994	Town of Scotland Neck	102173	56900006	20-I-3615	2/16/2024	1604602	\$72,805.96
2000051987	Town of Chadbourn	102173	56900006	20-I-3605	2/14/2024	1604602	\$181,728.06
2000051994	Town of Scotland Neck	102173	56900006	20-I-3615	2/16/2024	1604602	\$178,266.66
2000051995	Town of Selma	102173	56900006	20-I-3616	2/16/2024	1604602	\$24,535.47
2000052902	Town of Madison	102173	56900006	20-I-3609	2/23/2024	1604602	\$141,490.15
2000051990	Town of Mount Olive	102173	56900006	20-I-3610	2/28/2024	1604602	\$52,285.98
2000051990	Town of Mount Olive	102173	56900006	20-I-3610	3/5/2024	1604602	\$371,936.45
2000051985	Town of Bryson City	102173	56900006	20-I-3603	3/12/2024	1604602	\$6,042.00
2000051991	Roseboro	102173	56900006	20-I-3612	3/12/2024	1604602	\$190,545.33
2000051987	Chadbourn	102173	56900006	20-I-3605	3/20/2024	1604602	\$108,658.44
2000052026	Maxton	102173	56900006	20-I-3618	4/9/2024	1604602	\$11,842.00
2000051995	Selma	102173	56900006	20-I-3616	4/9/2024	1604602	\$2,600.00
2000052902	Madison	102173	56900006	20-I-3609	4/9/2024	1604602	\$116,221.26
2000051991	Roseboro	102173	56900006	20-I-3612	4/23/2024	1604602	\$106,366.49
2000051987	Chadbourn	102173	56900006	20-I-3605	4/24/2024	1604602	\$83,948.09
2000051988	Dunn	102173	56900006	20-I-3606	4/26/2024	1604602	\$14,250.00
2000051994	Scotland Neck	102173	56900006	20-I-3615	5/14/2024	1604602	\$701,723.33
2000051995	Selma	102173	56900006	20-I-3616	5/15/2024	1604602	\$19,625.00
2000051987	Chadbourn	102173	56900006	20-I-3605	5/15/2024	1604602	\$174,371.18
2000051996	St Pauls	102173	56900006	20-I-3617	5/15/2024	1604602	\$23,783.68
2000051994	Scotland Neck	102173	56900006	20-I-3615	5/21/2024	1604602	\$481,331.25
2000052902	Madison	102173	56900006	20-I-3609	5/22/2024	1604602	\$347,658.10
2000051991	Roseboro	102173	56900006	20-I-3612	5/28/2024	1604602	\$143,162.59
2000052026	Maxton	102173	56900006	20-I-3618	5/31/2024	1604602	\$20,000.00
2000051992	Rowland	102173	56900006	20-I-3613	6/12/2024	1604602	\$5,634.67
2000051987	Chadbourn	102173	56900006	20-I-3605	6/12/2024	1604602	\$76,725.52
2000051994	Scotland Neck	102173	56900006	20-I-3615	6/13/2024	1604602	\$150,459.99
2000051988	Dunn	102173	56900006	20-I-3606	6/18/2024	1604602	\$4,721.81
Total						1604602	\$5,852,402.94

Disbursements for FY 2023-2024

Agreement Number (Internal)	Long Project and Recipient Desc	Project Account Budget Code Desc	Project Account GL Account	Long Project Account Desc	Transaction Time	Project Account GL Center	Transaction Amount
2000057737	Town of Benson	14300	536919	21-I-4000	7/6/2023	146046022021	18,915.00
2000057735	Town of Enfield	14300	536919	21-I-4001	7/6/2023	146046022021	3,500.00
2000057737	Town of Benson	14300	536919	21-I-4000	8/16/2023	146046022021	5,582.50
2000057735	Town of Enfield	14300	536919	21-I-4001	9/27/2023	146046022021	315,075.05
2000057737	Town of Benson	102173	56900006	21-I-4000	11/21/2023	1604602	4,550.00
2000010684	Town of Enfield	102173	56900006	21-I-4001	12/8/2023	1604602	105,541.42
2000051987	Town of Chadbourn	102173	56900006	21-I-3605	1/23/2024	1604602	118,870.05
2000057736	Robbinsville	102173	56900006	21-I-4002	3/20/2024	1604602	73,195.00
2000057735	Enfield	102173	56900006	21-I-4001	3/20/2024	1604602	229,390.79
2000057736	Robbinsville	102173	56900006	21-I-4002	3/20/2024	1604602	19,661.00
2000057735	Enfield	102173	56900006	21-I-4001	5/22/2024	1604602	79,795.95
2000057737	Benson	102173	56900006	21-I-4000	6/26/2024	1604602	8,061.68
Total						1604602	982,138.44

Agreement Number (Internal)	Long Project and Recipient Desc	Project Account Budget Code Desc	Project Account GL Account	Long Project Account Desc	Transaction Time	Project Account GL Center	Transaction Amount
2000067642	Town of Kenansville	102173	56900006	22-I-4104	1/23/2024	1604602	\$38,668.44
2000070231	Brunswick	102173	56900006	22-I-4105	4/16/2024	1604602	\$15,000.00
2000070232	Fair Bluff	102173	56900006	22-I-4106	5/15/2024	1604602	\$50,000.00
2000067640	Brunswick	102173	56900006	22-I-4103	5/21/2024	1604602	\$17,500.00
Total						1604602	\$121,168.44

Agreement Number (Internal)	Long Project and Recipient Desc	Project Account Budget Code Desc	Project Account GL Account	Long Project Account Desc	Transaction Time	Project Account GL Center	Transaction Amount
--------------------------------	---------------------------------	---	-------------------------------------	---------------------------	------------------	---------------------------	--------------------

Disbursements for FY 2023-2024

Agreement Number (Internal)	Long Project and Recipient Desc	Project Account Budget Code Desc	Project Account GL Account	Long Project Account Desc	Transaction Time	Project Account GL Center	Transaction Amount
2000038687	Town of Fair Bluff	205595	56900006	H-SAP-D-17-0014	10/23/2023	1608246	\$104,116.00
2000038684	Town of Wadesboro	205595	56900006	E-SAP-W-17-0010	11/16/2023	1608246	\$125,955.00
2000038687	Fair Bluff	205595	56900006	H-SAP-D-17-0014	3/25/2024	1608246	\$34,320.00
Total						1608246	\$264,391.00

Agreement Number (Internal)	Long Project and Recipient Desc	Project Account Budget Code Desc	Project Account GL Account	Long Project Account Desc	Transaction Time	Project Account GL Center	Transaction Amount
2000040944	Town of Tabor City	24317	536919	SAP-W-0036	7/19/2023	28258261S429	\$20,000.00
2000040944	Town of Tabor City	24317	536919	SAP-W-0036	8/23/2023	28258261S429	\$438,961.00
2000040944	Town of Tabor City	205596	56900006	SAP-W-0036	11/2/2023	1608261	\$12,770.00
2000040928	Town of Dublin	205596	56900006	SRP-W-0182	12/8/2023	1608261	\$165,620.00
2000040928	Town of Dublin	205596	56900006	SRP-W-0182	12/13/2023	1608261	\$184,433.00
2000038921	City of Eden	205596	56900006	SRP-W-0026	12/20/2023	1608261	\$1,213,277.00
2000040944	Tabor City	205596	56900006	SAP-W-0036	3/13/2024	1608261	\$352,889.00
2000040928	Dublin	205596	56900006	SRP-W-0182	3/20/2024	1608261	\$139,463.00
2000040944	Tabor City	205596	56900006	SAP-W-0036	4/9/2024	1608261	\$57,759.00
2000040928	Dublin	205596	56900006	SRP-W-0182	4/24/2024	1608261	
		24317	536919	Total		1608261	\$2,585,172.00

Agreement Number (Internal)	Long Project and Recipient Desc	Project Account Budget Code Desc	Project Account GL Account	Long Project Account Desc	Transaction Time	Project Account GL Center	Transaction Amount
2000063941	Town of Williamston	24317	536919	VUR-AIA-W-ARP-0007	7/20/2023	228028A1	\$65,892.00
2000063934	Town of Pikeville	24317	536919	VUR-AIA-W-ARP-0001	8/16/2023	228028A1	\$63,000.00
2000063937	Town of Tryon	24317	536919	VUR-AIA-D-ARP-0004	9/7/2023	228028A1	\$41,440.00
2000063941	Town of Williamston	24317	536919	VUR-AIA-W-ARP-0007	9/13/2023	228028A1	\$23,943.00
2000064008	Bay River MSD	205766	56900006	VUR-AIA-W-ARP-0019	11/21/2023	16028A1	\$120,000.00
2000063938	Town of Fountain	205766	56900006	VUR-AIA-W-ARP-0005	12/13/2023	16028A1	\$91,125.00
2000063940	Town of Fountain	205766	56900006	VUR-AIA-D-ARP-0006	12/13/2023	16028A1	\$126,795.00
2000063941	Town of Williamston	205766	56900006	VUR-AIA-W-ARP-0007	12/14/2023	16028A1	\$50,848.00
2000063948	Town of Franklinville	205766	56900006	VUR-AIA-W-ARP-0014	12/20/2023	16028A1	\$22,000.00

Disbursements for FY 2023-2024

Agreement Number (Internal)	Long Project and Recipient Desc	Project Account Budget Code Desc	Project Account GL Account	Long Project Account Desc	Transaction Time	Project Account GL Center	Transaction Amount
2000063949	Town of Plymouth	205766	56900006	VUR-AIA-W-ARP-0012	1/10/2024	16028A1	\$141,459.00
2000067186	Town of Farmville	205766	56900006	VUR-AIA-W-ARP-0020	1/30/2024	16028A1	\$42,000.00
2000063937	Town of Tryon	205766	56900006	VUR-AIA-D-ARP-0004	2/7/2024	16028A1	\$48,725.00
2000063949	Town of Plymouth	205766	56900006	VUR-AIA-W-ARP-0012	3/5/2024	16028A1	\$8,836.00
2000063937	Town of Tryon	205766	56900006	VUR-AIA-D-ARP-0004	3/5/2024	16028A1	\$2,630.00
2000064007	Washington COunty	205766	56900006	VUR-AIA-D-ARP-0008	3/13/2024	16028A1	\$89,729.00
2000063941	Williamston	205766	56900006	VUR-AIA-W-ARP-0007	3/20/2024	16028A1	\$25,324.00
2000063937	Tryon	205766	56900006	VUR-AIA-D-ARP-0004	4/9/2024	16028A1	\$4,520.00
2000063934	Pikeville	205766	56900006	VUR-AIA-W-ARP-0001	4/23/2024	16028A1	\$258,626.00
2000063946	Macclesfield	205766	56900006	VUR-AIA-W-ARP-0016	5/8/2024	16028A1	\$58,725.00
2000063945	Macclesfield	205766	56900006	VUR-AIA-D-ARP-0017	5/8/2024	16028A1	\$81,560.00
2000063936	Walstonburg	205766	56900006	VUR-AIA-M-ARP-0003	5/15/2024	16028A1	\$80,300.00
2000067186	Farmville	205766	56900006	VUR-AIA-W-ARP-0020	5/22/2024	16028A1	\$79,285.00
2000063949	Plymouth	205766	56900006	VUR-AIA-W-ARP-0012	6/5/2024	16028A1	\$1,280.00
2000063937	Tryon	205766	56900006	VUR-AIA-D-ARP-0004	6/5/2024	16028A1	\$6,490.00
2000067186	Farmville	205766	56900006	VUR-AIA-W-ARP-0020	6/12/2024	16028A1	\$53,772.00
2000063937	Tryon	205766	56900006	VUR-AIA-D-ARP-0004	6/12/2024	16028A1	\$21,400.00
2000067275	Newton Grove	205766	56900006	VUR-AIA-W-ARP-0029	6/19/2024	16028A1	\$52,800.00
2000063946	Macclesfield	205766	56900006	VUR-AIA-W-ARP-0016	6/19/2024	16028A1	\$186,556.00
2000067186	Farmville	205766	56900006	VUR-AIA-W-ARP-0020		16028A1	\$13,133.00
Total						16028A1	\$1,862,193.00

Agreement Number (Internal)	Long Project and Recipient Desc	Project Account Budget Code Desc	Project Account GL Account	Long Project Account Desc	Transaction Time	Project Account GL Center	Transaction Amount
2000039214	Town of Robersonville	24317	536919	VUR-D-ARP-0027	7/12/2023	228028A3	\$93,086.00
2000057789	Town of Pilot Mountain	24317	536919	VUR-D-ARP-0033	7/12/2023	228028A3	\$53,520.00
2000061049	Wilson County South West	24317	536919	VUR-D-ARP-0038	7/19/2023	228028A3	\$43,614.00
2000061463	Wilson County South West	24317	536919	VUR-D-ARP-0064	7/19/2023	228028A3	\$185,903.00
2000039214	Town of Robersonville	24317	536919	VUR-D-ARP-0027	7/20/2023	228028A3	\$125,587.00
2000056511	Town of East Spencer	24317	536919	VUR-D-ARP-0005	7/26/2023	228028A3	\$9,798.00
2000061141	Town of Ramseur	24317	536919	VUR-D-ARP-0059	7/26/2023	228028A3	\$44,162.00

Disbursements for FY 2023-2024

Agreement Number (Internal)	Long Project and Recipient Desc	Project Account Budget Code Desc	Project Account GL Account	Long Project Account Desc	Transaction Time	Project Account GL Center	Transaction Amount
2000061463	Wilson County South West	24317	536919	VUR-D-ARP-0064	8/9/2023	228028A3	\$30,880.00
2000061049	Wilson County South West	24317	536919	VUR-D-ARP-0038	8/9/2023	228028A3	\$3,325.00
2000010147	Hyde County	24317	536919	VUR-D-ARP-0041	8/23/2023	228028A3	\$7,009.00
2000010147	Hyde County	24317	536919	VUR-D-ARP-0041	8/23/2023	228028A3	\$15,686.00
2000010606	Bertie County Water District IV	24317	536919	VUR-D-ARP-0042	8/23/2023	228028A3	\$148,903.00
2000010699	Town of Hertford	24317	536919	VUR-D-ARP-0051	8/23/2023	228028A3	\$29,179.00
2000058135	Town of Maysville	24317	536919	VUR-D-ARP-0006	8/23/2023	228028A3	\$55,014.00
2000061140	Town of Jonesville	24317	536919	VUR-D-ARP-0057	8/30/2023	228028A3	\$1,555.00
2000061152	Town of Jonesville	24317	536919	VUR-D-ARP-0058	8/30/2023	228028A3	\$7,356.00
2000010699	Town of Hertford	24317	536919	VUR-D-ARP-0051	8/30/2023	228028A3	\$210,640.00
2000010699	Town of Hertford	24317	536919	VUR-D-ARP-0061	8/30/2023	228028A3	\$57,737.00
2000061142	Town of SnowHill	24317	536919	VUR-D-ARP-0060	9/7/2023	228028A3	\$4,619.00
2000061135	Town of Robbins	24317	536919	VUR-D-ARP-0045	9/7/2023	228028A3	\$31,850.00
2000057789	Town of Pilot Mountain	24317	536919	VUR-D-ARP-0033	9/7/2023	228028A3	\$51,264.00
2000061141	Town of Ramseur	24317	536919	VUR-D-ARP-0059	9/7/2023	228028A3	\$53,868.00
2000066758	Town of Greenevers	24317	536919	VUR-D-ARP-0096	9/13/2023	228028A3	\$13,560.00
2000061150	Town of Greenevers	24317	536919	VUR-D-ARP-0052	9/13/2023	228028A3	\$7,565.00
2000056511	Town of East Spencer	24317	536919	VUR-D-ARP-0005	9/27/2023	228028A3	\$48,550.00
2000057789	Town of Pilot Mountain	24317	536919	VUR-D-ARP-0033	9/27/2023	228028A3	\$11,616.00
2000010699	Town of Hertford	205766	56900006	VUR-D-ARP-0061	11/2/2023	16028A3	\$32,411.00
2000056511	Town of East Spencer	205766	56900006	VUR-D-ARP-0005	11/16/2023	16028A3	\$408,868.00
2000010699	Town of Hertford	205766	56900006	VUR-D-ARP-0051	11/21/2023	16028A3	\$45,556.00
2000061135	Town of Robbins	205766	56900006	VUR-D-ARP-0045	11/21/2023	16028A3	\$7,570.00
2000010147	Hyde County	205766	56900006	VUR-D-ARP-0041	11/21/2023	16028A3	\$66,134.00
2000061463	Wilson County South West	205766	56900006	VUR-D-ARP-0064	11/21/2023	16028A3	\$50,468.00
2000061049	Wilson County South West	205766	56900006	VUR-D-ARP-0038	11/21/2023	16028A3	\$92,968.00
2000061141	Town of Ramsuer	205766	56900006	VUR-D-ARP-0059	12/7/2023	16028A3	\$80,427.00
2000010783	Town of Robbins	205766	56900006	VUR-D-ARP-0045	12/8/2023	16028A3	\$3,220.00
2000010699	Town of Hertford	205766	56900006	VUR-D-ARP-0061	12/8/2023	16028A3	\$47,417.00
2000010699	Town of Hertford	205766	56900006	VUR-D-ARP-0051	12/8/2023	16028A3	\$14,436.00
2000010682	Town of Elkin	205766	56900006	VUR-D-ARP-0103	12/12/2023	16028A3	\$11,275.00
2000039214	Town of Robersonville	205766	56900006	VUR-D-ARP-0027	12/12/2023	16028A3	\$115,358.00
2000039214	Town of Robersonville	205766	56900006	VUR-D-ARP-0027	12/12/2023	16028A3	\$229,704.00
2000039214	Town of Robersonville	205766	56900006	VUR-D-ARP-0027	12/19/2023	16028A3	\$75,812.00

Disbursements for FY 2023-2024

Agreement Number (Internal)	Long Project and Recipient Desc	Project Account Budget Code Desc	Project Account GL Account	Long Project Account Desc	Transaction Time	Project Account GL Center	Transaction Amount
2000056511	Town of East Spencer	205766	56900006	VUR-D-ARP-0005	1/3/2024	16028A3	\$58,206.00
2000061135	Town of Robbins	205766	56900006	VUR-D-ARP-0045	1/23/2024	16028A3	\$5,020.00
2000061143	Town of Hertford	205766	56900006	VUR-D-ARP-0061	1/23/2024	16028A3	\$42,244.00
2000061149	Town of Hertford	205766	56900006	VUR-D-ARP-0051	1/23/2024	16028A3	\$14,178.00
2000066793	Town of Dublin	205766	56900006	VUR-D-ARP-0094	1/23/2024	16028A3	\$22,500.00
2000058135	Town of Maysville	205766	56900006	VUR-D-ARP-0006	1/23/2024	16028A3	\$317,772.00
2000058135	Town of Maysville	205766	56900006	VUR-D-ARP-0006	1/24/2024	16028A3	\$157,942.00
2000061149	Town of Hertford	205766	56900006	VUR-D-ARP-0051	2/7/2024	16028A3	\$33,210.00
2000061143	Town of Hertford	205766	56900006	VUR-D-ARP-0061	2/7/2024	16028A3	\$52,759.00
2000061141	Town of Ramseur	205766	56900006	VUR-D-ARP-0059	2/7/2024	16028A3	\$20,078.00
2000066793	Town of Dublin	205766	56900006	VUR-D-ARP-0094	2/16/2024	16028A3	\$33,900.00
2000061093	Bertie County	205766	56900006	VUR-D-ARP-0042	2/16/2024	16028A3	\$170,147.00
2000039214	Town of Robersonville	205766	56900006	VUR-D-ARP-0027	2/20/2024	16028A3	\$121,428.00
2000039214	Town of Robersonville	205766	56900006	VUR-D-ARP-0027	2/20/2024	16028A3	\$9,413.00
2000061135	Town of Robbins	205766	56900006	VUR-D-ARP-0045	2/28/2024	16028A3	\$13,395.00
2000061141	Town of Ramseur	205766	56900006	VUR-D-ARP-0059	3/5/2024	16028A3	\$27,098.00
2000066793	Town of Dublin	205766	56900006	VUR-D-ARP-0094	3/5/2024	16028A3	\$37,600.00
2000061152	Town of Jonesville	205766	56900006	VUR-D-ARP-0058	3/5/2024	16028A3	\$1,728.00
2000061140	Town of Jonesville	205766	56900006	VUR-D-ARP-0057	3/5/2024	16028A3	\$87,740.00
2000041133	Grifton	205766	56900006	VUR-D-ARP-0084	3/12/2024	16028A3	\$58,188.00
2000061140	Jonesville	205766	56900006	VUR-D-ARP-0057	3/9/2024	16028A3	\$44,015.00
2000061152	Jonesville	205766	56900006	VUR-D-ARP-0058	3/9/2024	16028A3	\$23,048.00
2000066792	Rowland	205766	56900006	VUR-D-ARP-0101	3/18/2024	16028A3	\$60,000.00
2000056511	East Spencer	205766	56900006	VUR-D-ARP-0005	3/18/2024	16028A3	\$15,487.00
2000061148	Whitakers	205766	56900006	VUR-D-ARP-0050	3/20/2024	16028A3	\$111,600.00
2000039214	Robersonville	205766	56900006	VUR-D-ARP-0027	3/25/2024	16028A3	\$4,895.00
2000061143	Hertford	205766	56900006	VUR-D-ARP-0061	3/20/2024	16028A3	\$1,660.00
2000061149	Hertford	205766	56900006	VUR-D-ARP-0051	3/20/2024	16028A3	\$25,330.00
2000058135	Maysville	205766	56900006	VUR-D-ARP-0006	4/3/2024	16028A3	\$22,779.00
2000061149	Hertford	205766	56900006	VUR-D-ARP-0051	4/16/2024	16028A3	\$206,275.00
2000061143	Hertford	205766	56900006	VUR-D-ARP-0061	4/16/2024	16028A3	\$998.00
2000061141	Ramseur	205766	56900006	VUR-D-ARP-0059	4/16/2024	16028A3	\$6,462.00
2000066759	Washington County	205766	56900006	VUR-D-ARP-0104	4/24/2024	16028A3	\$15,000.00
2000061139	Ellerbe	205766	56900006	VUR-D-ARP-0056	4/24/2024	16028A3	\$183,750.00

Disbursements for FY 2023-2024

Agreement Number (Internal)	Long Project and Recipient Desc	Project Account Budget Code Desc	Project Account GL Account	Long Project Account Desc	Transaction Time	Project Account GL Center	Transaction Amount
2000061135	Robbins	205766	56900006	VUR-D-ARP-0045	4/24/2024	16028A3	\$37,565.00
2000061139	Ellerbe	205766	56900006	VUR-D-ARP-0056	5/1/2024	16028A3	\$18,500.00
2000057427	Walstonburg	205766	56900006	VUR-D-ARP-0010	5/1/2024	16028A3	\$121,890.00
2000058135	Maysville	205766	56900006	VUR-D-ARP-0006	5/1/2024	16028A3	\$33,435.00
2000057427	Walstonburg	205766	56900006	VUR-D-ARP-0010	5/8/2024	16028A3	\$29,371.00
2000058135	Maysville	205766	56900006	VUR-D-ARP-0006	5/8/2024	16028A3	\$82,771.00
2000066793	Dublin	205766	56900006	VUR-D-ARP-0094	5/8/2024	16028A3	\$74,800.00
2000058135	Maysville	205766	56900006	VUR-D-ARP-0006	5/15/2024	16028A3	\$12,251.00
2000039236	Scotland Neck	205766	56900006	VUR-D-ARP-0013	5/14/2024	16028A3	\$139,757.00
2000061135	Robbins	205766	56900006	VUR-D-ARP-0045	5/22/2024	16028A3	\$23,105.00
2000066792	Rowland	205766	56900006	VUR-D-ARP-0101	5/31/2024	16028A3	\$55,000.00
2000058135	Maysville	205766	56900006	VUR-D-ARP-0006	5/31/2024	16028A3	\$33,183.00
2000061149	Hertford	205766	56900006	VUR-D-ARP-0051	5/31/2024	16028A3	\$294,756.00
2000061143	Hertford	205766	56900006	VUR-D-ARP-0061	5/31/2024	16028A3	\$10,143.00
2000061140	Jonesville	205766	56900006	VUR-D-ARP-0057	5/31/2024	16028A3	\$13,138.00
2000061152	Jonesville	205766	56900006	VUR-D-ARP-0058	6/5/2024	16028A3	\$22,650.00
2000039236	Scotland Neck	205766	56900006	VUR-D-ARP-0013	6/11/2024	16028A3	\$163,815.00
2000058135	Maysville	205766	56900006	VUR-D-ARP-0006	6/19/2024	16028A3	\$233,984.00
Total						16028A3	\$6,033,429.00

Agreement Number (Internal)	Long Project and Recipient Desc	Project Account Budget Code Desc	Project Account GL Account	Long Project Account Desc	Transaction Time	Project Account GL Center	Transaction Amount
2000058136	Town of Maysville	24317	536919	VUR-W-ARP-0007	7/6/2023	228028A4	\$108,159.00
2000039281	Town of Sharpsburg	24317	536919	VUR-W-ARP-0017	7/7/2023	228028A4	\$115,156.00
2000040928	Town of Dublin	24317	536919	VUR-W-ARP-0022	7/12/2023	228028A4	\$68,000.00
2000057357	Town of Pilot Mountain	24317	536919	VUR-W-ARP-0024	7/19/2023	228028A4	\$68,770.00
2000039273	Town of Pilot Mountain	24317	536919	VUR-W-ARP-0014	7/20/2023	228028A4	\$114,855.00
2000062152	Town of Pilot Mountain	24317	536919	VUR-W-ARP-0077	7/20/2023	228028A4	\$50,050.00
2000066682	Town of Bladenboro	24317	536919	VUR-W-ARP-0089	7/26/2023	228028A4	\$46,000.00
2000055549	Town of East Spencer	24317	536919	VUR-W-ARP-0004	8/2/2023	228028A4	\$170,660.00
2000040897	Town of Tryon	24317	536919	VUR-W-ARP-0012	8/2/2023	228028A4	\$160,685.00

Disbursements for FY 2023-2024

Agreement Number (Internal)	Long Project and Recipient Desc	Project Account Budget Code Desc	Project Account GL Account	Long Project Account Desc	Transaction Time	Project Account GL Center	Transaction Amount
2000067102	Town of Bath	24317	536919	VUR-W-ARP-0087	8/11/2023	228028A4	\$106,237.00
2000010566	Town of Maysville	24317	536919	VUR-W-ARP-0007	8/16/2023	228028A4	\$116,976.00
2000010735	Town of Pilot Mountain	24317	536919	VUR-W-ARP-0024	8/16/2023	228028A4	\$126,420.00
2000010699	Town of Hertford	24317	536919	VUR-W-ARP-0068	8/16/2023	228028A4	\$155,417.00
2000010566	Town of Maysville	24317	536919	VUR-W-ARP-0007	8/16/2023	228028A4	\$74,519.00
2000010853	Town of Sharpsburg	24317	536919	VUR-W-ARP-0017	8/23/2023	228028A4	\$103,003.00
2000009359	Town of Bladenboro	24317	536919	VUR-W-ARP-0089	8/23/2023	228028A4	\$44,000.00
2000062139	Town of Hertford	24317	536919	VUR-W-ARP-0068	8/23/2023	228028A4	\$22,929.00
2000055549	Town of East Spencer	24317	536919	VUR-W-ARP-0004	8/30/2023	228028A4	\$76,333.00
2000039049	Town of Norwood	24317	536919	VUR-W-ARP-0023	8/30/2023	228028A4	\$579,573.00
2000040897	Town of Tryon	24317	536919	VUR-W-ARP-0012	8/30/2023	228028A4	\$29,627.00
2000039281	Town of Sharpsburg	24317	536919	VUR-W-ARP-0017	9/13/2023	228028A4	\$536,339.00
2000010735	Town of Pilot Mountain	24317	536919	VUR-W-ARP-0024	9/13/2023	228028A4	\$30,302.00
2000040912	Town of Bailey	24317	536919	VUR-W-ARP-0026	9/13/2023	228028A4	\$78,419.00
2000067102	Town of Bath	24317	536919	VUR-W-ARP-0087	9/20/2023	228028A4	\$29,775.00
2000040912	Town of Bailey	24317	536919	VUR-W-ARP-0026	9/20/2023	228028A4	\$117,872.00
2000009359	Town of Bladenboro	24317	536919	VUR-W-ARP-0089	9/27/2023	228028A4	\$107,500.00
2000039273	Town of Pilot Mountain	24317	536919	VUR-W-ARP-0014	9/27/2023	228028A4	\$142,984.00
2000039273	Town of Pilot Mountain	24317	536919	VUR-W-ARP-0014	9/27/2023	228028A4	\$127,824.00
2000055549	Town of East Spencer	205766	56900006	VUR-W-ARP-0004	10/26/2023	16028A4	\$493,491.00
2000039281	Town of Sharpsburg	205766	56900006	VUR-W-ARP-0017	10/26/2023	16028A4	\$88,219.00
2000040928	Town of Dublin	205766	56900006	VUR-W-ARP-0022	10/26/2023	16028A4	\$8,000.00
2000039273	Town of Pilot Mountain	205766	56900006	VUR-W-ARP-0014	11/2/2023	16028A4	\$79,213.00
2000062139	Town of Hertford	205766	56900006	VUR-W-ARP-0068	11/21/2023	16028A4	\$25,148.00
2000067102	Town of Bath	205766	56900006	VUR-W-ARP-0087	11/21/2023	16028A4	\$56,656.00
2000063124	Town of Mount Olive	205766	56900006	VUR-W-ARP-0088	11/21/2023	16028A4	\$29,750.00
2000062153	Town of Mount Olive	205766	56900006	VUR-W-ARP-0069	11/21/2023	16028A4	\$24,000.00
2000040912	Town of Bailey	205766	56900006	VUR-W-ARP-0026	11/21/2023	16028A4	\$13,500.00
2000066287	Town of Norwood	205766	56900006	SRP-W-ARP-0176	12/1/2023	16028A4	\$47,577.00
2000040912	Town of Bailey	205766	56900006	VUR-W-ARP-0026	12/7/2023	16028A4	\$102,124.00
2000061471	Rockingham County	205766	56900006	VUR-W-ARP-0080	12/7/2023	16028A4	\$135,000.00
2000040895	Town of Liberty	205766	56900006	VUR-W-ARP-0106	12/7/2023	16028A4	\$252,800.00
2000062139	Town of Hertford	205766	56900006	VUR-W-ARP-0068	12/8/2023	16028A4	\$23,486.00
2000010735	Town of Pilot Mountain	205766	56900006	VUR-W-ARP-0024	12/8/2023	16028A4	\$69,955.00

Disbursements for FY 2023-2024

Agreement Number (Internal)	Long Project and Recipient Desc	Project Account Budget Code Desc	Project Account GL Account	Long Project Account Desc	Transaction Time	Project Account GL Center	Transaction Amount
2000039281	Town of Sharpsburg	205766	56900006	VUR-W-ARP-0017	12/8/2023	16028A4	\$346,717.00
2000040895	Town of Liberty	205766	56900006	VUR-W-ARP-0106	12/8/2023	16028A4	\$518,722.00
2000062153	Town of Mount Olive	205766	56900006	VUR-W-ARP-0069	12/8/2023	16028A4	\$26,120.00
2000063124	Town of Mount Olive	205766	56900006	VUR-W-ARP-0088	12/8/2023	16028A4	\$9,456.00
2000040897	Town of Tryon	205766	56900006	VUR-W-ARP-0012	12/8/2023	16028A4	\$3,619.00
2000066682	Town of Bladenboro	205766	56900006	VUR-W-ARP-0089	12/8/2023	16028A4	\$153,600.00
2000061475	Town of Star	205766	56900006	VUR-W-ARP-0070	12/19/2023	16028A4	\$63,910.00
2000040912	Town of Bailey	205766	56900006	VUR-W-ARP-0026	12/20/2023	16028A4	\$86,147.00
2000039281	Town of Sharpsburg	205766	56900006	VUR-W-ARP-0017	1/3/2024	16028A4	\$136,438.00
2000055549	Town of East Spencer	205766	56900006	VUR-W-ARP-0004	1/3/2024	16028A4	\$73,564.00
2000058136	Town of Maysville	205766	56900006	VUR-W-ARP-0007	1/10/2024	16028A4	\$84,864.00
2000066682	Town of Bladenboro	205766	56900006	VUR-W-ARP-0089	1/12/2024	16028A4	\$380,100.00
2000062139	Town of Hertford	205766	56900006	VUR-W-ARP-0068	1/23/2024	16028A4	\$40,821.00
2000057357	Town of Pilot Mountain	205766	56900006	VUR-W-ARP-0024	1/24/2024	16028A4	\$49,253.00
2000061469	Town of Madison	205766	56900006	VUR-W-ARP-0078	1/30/2024	16028A4	\$205,000.00
2000039055	Town of Scotland Nexk	205766	56900006	VUR-W-ARP-0025	2/6/2024	16028A4	\$20,330.00
2000040897	Town of Tryon	205766	56900006	VUR-W-ARP-0012	2/1/2024	16028A4	\$23,389.00
2000039055	Town of Scotland Neck	205766	56900006	VUR-W-ARP-0025	2/6/2024	16028A4	\$42,952.00
2000039055	Town of Scotland Neck	205766	56900006	VUR-W-ARP-0025	2/6/2024	16028A4	\$67,804.00
2000058358	Town of Hot Springs	205766	56900006	VUR-W-ARP-0011	2/7/2024	16028A4	\$40,467.00
2000039281	Town of Sharpsburg	205766	56900006	VUR-W-ARP-0017	2/7/2024	16028A4	\$305,744.00
2000055549	Town of East Spencer	205766	56900006	VUR-W-ARP-0004	2/7/2024	16028A4	\$241,484.00
2000056511	Town of East Spencer	205766	56900006	VUR-W-ARP-0005	2/7/2024	16028A4	\$41,976.00
2000057357	Town of Pilot Mountain	205766	56900006	VUR-W-ARP-0024	2/7/2024	16028A4	\$15,599.00
2000061469	Town of Madison	205766	56900006	VUR-W-ARP-0078	2/7/2024	16028A4	\$35,000.00
2000067102	Town of Bath	205766	56900006	VUR-W-ARP-0087	2/7/2024	16028A4	\$72,407.00
2000062139	Town of Hertford	205766	56900006	VUR-W-ARP-0068	2/7/2024	16028A4	\$128,165.00
2000066682	Town of Bladenboro	205766	56900006	VUR-W-ARP-0089	2/22/2024	16028A4	\$132,000.00
2000055549	Town of East Spencer	205766	56900006	VUR-W-ARP-0004	2/28/2024	16028A4	\$55,774.00
2000063124	Town of Mt Olive	205766	56900006	VUR-W-ARP-0088	2/28/2024	16028A4	\$52,544.00
2000062153	Town of Mt. Olive	205766	56900006	VUR-W-ARP-0069	2/28/2024	16028A4	\$44,280.00
2000062138	Town of Fairmont	205766	56900006	VUR-W-ARP-0071	3/9/2024	16028A4	\$35,667.00
2000061475	Town of Star	205766	56900006	VUR-W-ARP-0070	3/12/2024	16028A4	\$142,908.00
2000057428	Walstonburg	205766	56900006	VUR-W-ARP-0009	3/13/2024	16028A4	\$62,175.00

Disbursements for FY 2023-2024

Agreement Number (Internal)	Long Project and Recipient Desc	Project Account Budget Code Desc	Project Account GL Account	Long Project Account Desc	Transaction Time	Project Account GL Center	Transaction Amount
2000067102	Bath	205766	56900006	VUR-W-ARP-0087	3/13/2024	16028A4	\$47,567.00
2000039281	Sharpsburg	205766	56900006	VUR-W-ARP-0017	3/13/2024	16028A4	\$15,625.00
2000061465	Rowland	205766	56900006	VUR-W-ARP-0065	3/18/2024	16028A4	\$335,000.00
2000061466	Andrews	205766	56900006	VUR-W-ARP-0066	4/24/2024	16028A4	\$91,547.00
2000062139	Hertford	205766	56900006	VUR-W-ARP-0068	3/20/2024	16028A4	\$1,329.00
2000066287	Norwood	205766	56900006	VUR-W-ARP-0176	4/16/2024	16028A4	\$60,367.00
2000058136	Maysville	205766	56900006	VUR-W-ARP-0007	4/16/2024	16028A4	\$158,878.00
2000061469	Madison	205766	56900006	VUR-W-ARP-0078	4/16/2024	16028A4	\$76,600.00
2000062139	Hertford	205766	56900006	VUR-W-ARP-0068	4/16/2024	16028A4	\$3,718.00
2000067102	Bath	205766	56900006	VUR-W-ARP-0087	4/16/2024	16028A4	\$54,915.00
2000039055	Scotland Neck	205766	56900006	VUR-W-ARP-0025	4/17/2024	16028A4	\$803,520.00
2000062152	Pilot Mountain	205766	56900006	VUR-W-ARP-0077	4/24/2024	16028A4	\$327,350.00
2000040940	Ellerbe	205766	56900006	VUR-W-ARP-0015	4/24/2024	16028A4	\$301,942.00
2000061475	Star	205766	56900006	VUR-W-ARP-0070	4/23/2024	16028A4	\$47,919.00
2000040928	Dublin	205766	56900006	VUR-W-ARP-0022	4/24/2024	16028A4	\$163,850.00
2000040912	Bailey	205766	56900006	VUR-W-ARP-0026	5/1/2024	16028A4	\$45,021.00
2000039281	Sharsburg	205766	56900006	VUR-W-ARP-0017	5/1/2024	16028A4	\$92,855.00
2000066682	Bladenboro	205766	56900006	VUR-W-ARP--0089	5/8/2024	16028A4	\$206,100.00
2000062138	Fairmont	205766	56900006	VUR-W-ARP-0071	5/8/2024	16028A4	\$24,000.00
2000061497	Cliffside Sanitary Dist	205766	56900006	VUR-W-ARP-0073	5/21/2024	16028A4	\$18,930.00
2000061475	Star	205766	56900006	VUR-W-ARP-0070	5/21/2024	16028A4	\$60,092.00
2000055549	East Spencer	205766	56900006	VUR-W-ARP-0004	5/22/2024	16028A4	\$113,354.00
2000067102	Bath	205766	56900006	VUR-W-ARP-0087	5/22/2024	16028A4	\$48,713.00
2000061465	Rowland	205766	56900006	VUR-W-ARP-0065	5/31/2024	16028A4	\$56,000.00
2000039055	Scotland Neck	205766	56900006	VUR-W-ARP-0025	5/28/2024	16028A4	\$48,808.00
2000061469	Town of Madison	205766	56900006	VUR-W-ARP-0078	5/31/2024	16028A4	\$51,900.00
2000040895	Liberty	205766	56900006	VUR-W-ARP-0106	5/31/2024	16028A4	\$187,406.00
2000062139	Hertford	205766	56900006	VUR-W-ARP-0068	5/31/2024	16028A4	\$15,734.00
2000061497	Cliffside Sanitary Dist	205766	56900006	VUR-W-ARP-0073	6/19/2024	16028A4	\$41,660.00
2000062153	Mount Olive	205766	56900006	VUR-W-ARP-0069	6/19/2024	16028A4	\$109,460.00
2000063124	Mount Olive	205766	56900006	VUR-W-ARP-0088	6/19/2024	16028A4	\$46,408.00
2000066682	Bladenboro	205766	56900006	VUR-W-ARP-0089		16028A4	\$95,000.00
2000039281	Sharpsburg	205766	56900006	VUR-W-ARP-0017		16028A4	\$80,203.00
Total						16028A4	\$12,528,070.00

Disbursements for FY 2023-2024

Agreement Number (Internal)	Long Project and Recipient Desc	Project Account Budget Code Desc	Project Account GL Account	Long Project Account Desc	Transaction Time	Project Account GL Center	Transaction Amount
--------------------------------	---------------------------------	---	----------------------------------	---------------------------	------------------	---------------------------	--------------------

Agreement Number (Internal)	Long Project and Recipient Desc	Project Account Budget Code Desc	Project Account GL Account	Long Project Account Desc	Transaction Time	Project Account GL Center	Transaction Amount
2000066450	Davidson County	24317	536919	SRP-W-ARP-0278	7/6/2023	228128B1	\$5,000,000.00
2000057785	Town of Boonville	24317	536919	SRP-W-ARP-0043	7/12/2023	228128B1	\$124,785.00
2000057785	Town of Boonville	24317	536919	SRP-W-ARP-0043	7/19/2023	228128B1	\$172,086.00
2000061047	Town of Bakersville	24317	536919	SRP-W-ARP-0159	7/26/2023	228128B1	\$1,300.00
2000057785	Town of Boonville	24317	536919	SRP-W-ARP-0043	8/23/2023	228128B1	\$77,162.00
2000058105	Town of Roseboro	24317	536919	SRP-W-ARP-0057	8/23/2023	228128B1	\$7,500.00
2000058105	Town of Roseboro	24317	536919	SRP-W-ARP-0057	9/27/2023	228128B1	\$3,000.00
2000061499	Town of Roseboro	24317	536919	SRP-W-ARP-0147	9/27/2023	228128B1	\$30,250.00
2000057785	Town of Boonville	24317	536919	SRP-W-ARP-0043	9/27/2023	228128B1	\$66,620.00
2000059414	Town of Mount Gilead	205767	56900006	SRP-W-ARP-0102	11/2/2023	16028B1	\$41,000.00
2000057907	City of Hendersonville	205767	56900006	SRP-W-SRP-0031	11/21/2023	16028B1	\$516,899.00
2000058105	Town of Roseboro	205767	56900006	SRP-W-ARP-0057	1/3/2024	16028B1	\$59,171.00
2000057785	Town of Boonville	205767	56900006	SRP-W-ARP-0043	1/3/2024	16028B1	\$103,992.00
2000061499	Town of Roseboro	205767	56900006	SRP-W-ARP-0147	1/30/2024	16028B1	\$121,850.00
2000061047	Town of Bakersville	205767	56900006	SRP-W-ARP-0159	2/7/2024	16028B1	\$11,780.00
2000061047	Town of Bakersville	205767	56900006	SRP-W-ARP-0159	2/22/2024	16028B1	\$16,120.00
2000061458	Town of Burnsville	205767	56900006	SRP-W-ARP-0143	3/5/2024	16028B1	\$42,531.00
2000058100	Town of Pine Level	205767	56900006	SRP-W-ARP-0045	3/13/2024	16028B1	\$26,074.00
2000057785	Boonville	205767	56900006	SRP-W-ARP-0043	3/18/2024	16028B1	\$236,191.00
2000040894	Yadkin Valley Sewer Authority	205767	56900006	SRP-W-ARP-0145	3/18/2024	16028B1	\$773,806.00
2000057745	Sparta	205767	56900006	SRP-W-ARP-0010	3/20/2024	16028B1	\$1,196,577.00
2000061047	Bakersville	205767	56900006	SRP-W-ARP-0159	3/20/2024	16028B1	\$3,100.00
2000057781	Saluda	205767	56900006	SRP-W-ARP-0017	3/25/2024	16028B1	\$38,333.00
2000058360	Salemburg	205767	56900006	SRP-W-ARP-0072	3/25/2024	16028B1	\$13,121.00
2000059414	Mount Gilead	205767	56900006	SRP-W-ARP-0102	4/3/2024	16028B1	\$61,500.00
2000058100	Pine Level	205767	56900006	SRP-W-ARP-0045	4/3/2024	16028B1	\$42,560.00
2000061455	Burnsville	205767	56900006	SRP-W-ARP-0140	4/2/2024	16028B1	\$75,480.00
2000057785	Boonville	205767	56900006	SRP-W-ARP-0043	4/3/2024	16028B1	\$102,665.00

Disbursements for FY 2023-2024

Agreement Number (Internal)	Long Project and Recipient Desc	Project Account Budget Code Desc	Project Account GL Account	Long Project Account Desc	Transaction Time	Project Account GL Center	Transaction Amount
2000061499	Roseboro	205767	56900006	SRP-W-ARP-0147	4/24/2024	16028B1	\$133,050.00
2000058360	Salemburg	205767	56900006	SRP-W-ARP-0072	5/21/2024	16028B1	\$97,680.00
2000059414	Mount Gilead	205767	56900006	SRP-W-ARP-0102	5/22/2024	16028B1	\$20,500.00
2000061047	Bakersville	205767	56900006	SRP-W-ARP-0159	6/5/2024	16028B1	\$6,000.00
2000061455	Burnsville	205767	56900006	SRP-W-ARP-0140	6/4/2024	16028B1	\$15,875.00
2000061458	Burnsville	205767	56900006	SRP-W-ARP-0143	6/4/2024	16028B1	\$66,517.00
2000058100	Pine Level	205767	56900006	SRP-W-ARP-0045	6/12/2024	16028B1	\$3,295.00
2000057907	Hendersonville	205767	56900006	SRP-W-ARP-0031	6/12/2024	16028B1	\$342,316.00
Total						16028B1	\$9,650,686.00

Agreement Number (Internal)	Long Project and Recipient Desc	Project Account Budget Code Desc	Project Account GL Account	Long Project Account Desc	Transaction Time	Project Account GL Center	Transaction Amount
2000039263	Town of Pembroke	24317	536919	SRP-W-ARP-0013	7/6/2023	228128B2	\$122,518.00
2000059738	South Granville Water & Sewer Authority	24317	536919	SRP-W-ARP-0048	7/19/2023	228128B2	\$279,883.00
2000057754	City of Kings Mountain	24317	536919	SRP-W-ARP-0007	7/20/2023	228128B2	\$87,350.00
2000058132	Town of Midland	24317	536919	SRP-W-ARP-0069	8/2/2023	228128B2	\$194,219.00
2000058132	Town of Midland	24317	536919	SRP-W-ARP-0069	8/9/2023	228128B2	\$296,279.00
2000066453	Town of Pembroke	24317	536919	SRP-W-ARP-0292	8/9/2023	228128B2	\$291,758.00
2000061387	Town of Clayton	24317	536919	SRP-W-ARP-0061	8/9/2023	228128B2	\$2,156,967.00
2000057754	City of Kings Mountain	24317	536919	SRP-W-ARP-0007	8/16/2023	228128B2	\$194,661.00
2000066453	Town of Pembroke	24317	536919	SRP-W-ARP-0292	8/23/2023	228128B2	\$489,373.00
2000058095	City of Elizabeth City	24317	536919	SRP-W-ARP-0059	8/30/2023	228128B2	\$71,200.00
2000059738	South Granville Water & Sewer Authority	24317	536919	SRP-W-ARP-0048	8/30/2023	228128B2	\$473,446.00
2000039263	Town of Pembroke	24317	536919	SRP-W-ARP-0013	8/30/2023	228128B2	\$158,245.00
2000066453	Town of Pembroke	24317	536919	SRP-W-ARP-0292	9/7/2023	228128B2	\$168,971.00
2000058569	Town of Mount Pleasant	24317	536919	SRP-W-ARP-0081	9/13/2023	228128B2	\$39,250.00
2000058780	Town of Mount Pleasant	24317	536919	SRP-D-ARP-0082	9/13/2023	228128B2	\$11,700.00
2000058132	Town of Midland	24317	536919	SRP-W-ARP-0069	9/20/2023	228128B2	\$119,485.00
2000059738	South Granville Water & Sewer Authority	205767	56900006	SRP-W-ARP-0048	10/26/2023	16028B2	\$667,656.00
2000066453	Town of Pembroke	205767	56900006	SRP-W-ARP-0292	11/2/2023	16028B2	\$224,503.00
2000039263	Town of Pembroke	205767	56900006	SRP-W-ARP-0013	11/2/2023	16028B2	\$32,777.00

Disbursements for FY 2023-2024

Agreement Number (Internal)	Long Project and Recipient Desc	Project Account Budget Code Desc	Project Account GL Account	Long Project Account Desc	Transaction Time	Project Account GL Center	Transaction Amount
2000058569	Town of Mount Pleasant	205767	56900006	SRP-W-ARP-0081	11/16/2023	16028B2	\$109,900.00
2000061450	Town of Parkton	205767	56900006	SRP-W-ARP-0154	11/21/2023	16028B2	\$24,000.00
2000049752	City of Dunn	205767	56900006	SRP-W-ARP-0033	11/28/2023	16028B2	\$3,038,046.00
2000060498	City of Mount Airy	205767	56900006	SRP-W-ARP-0067	11/21/2023	16028B2	\$26,952.00
2000039263	Town of Pembroke	205767	56900006	SRP-W-ARP-0013	11/21/2023	16028B2	\$4,910.00
2000049752	City of Dunn	205767	56900006	SRP-W-ARP-0033	12/7/2023	16028B2	\$2,600,039.00
2000064092	City of Elizabeth City	205767	56900006	SRP-W-ARP-0167	12/7/2023	16028B2	\$45,000.00
2000039263	Town of Pembroke	205767	56900006	SRP-W-ARP-0013	12/8/2023	16028B2	\$110,397.00
2000056515	City of Greensboro	205767	56900006	SRP-W-ARP-0021	12/12/2023	16028B2	\$5,245,723.00
2000057907	City of Hendersonville	205767	56900006	SRP-W-ARP-0031	12/8/2023	16028B2	\$123,993.00
2000057754	City of Kings Mountain	205767	56900006	SRP-W-ARP-0007	12/19/2023	16028B2	\$724,300.00
2000049752	City of Dunn	205767	56900006	SRP-W-ARP-0033	12/20/2023	16028B2	\$1,129,234.00
2000058779	Clay County	205767	56900006	SRP-W-ARP-0080	1/11/2024	16028B2	\$41,534.00
2000057907	City of Hendersonville	205767	56900006	SRP-W-ARP-0031	1/23/2024	16028B2	\$1,369,162.00
3000058132	Town of Midland	205767	56900006	SRP-W-ARP-0069	1/30/2024	16028B2	\$237,684.00
2000057907	City of Hendersonville	205767	56900006	SRP-W-ARP-0031	2/1/2024	16028B2	\$635,321.00
2000059738	South Granville Water & Sewer Authority	205767	56900006	SRP-W-ARP-0048	2/1/2024	16028B2	\$230,734.00
2000058132	Town of Midland	205767	56900006	SRP-W-ARP-0069	2/14/2024	16028B2	\$256,648.00
2000057754	City of Kings Mountain	205767	56900006	SRP-W-ARP-0007	2/16/2024	16028B2	\$863,700.00
2000057754	City of Kings Mountain	205767	56900006	SRP-W-ARP-0007	2/16/2024	16028B2	\$396,723.00
2000057754	City of Kings Mountain	205767	56900006	SRP-W-ARP-0007	2/16/2024	16028B2	\$1,161,852.00
2000059738	South Granville Water & Sewer Authority	205767	56900006	SRP-W-ARP-0048	2/22/2024	16028B2	\$201,706.00
2000066453	Town of Pembroke	205767	56900006	SRP-W-ARP-0292	2/22/2024	16028B2	\$86,614.00
2000056505	Town of Shelby	205767	56900006	SRP-W-ARP-0029	2/22/2024	16028B2	\$202,579.00
2000058569	Town of Mt Pleasant	205767	56900006	SRP-W-ARP-0081	2/22/2024	16028B2	\$62,800.00
2000049592	City of Clinton	205767	56900006	SRP-W-ARP-0146	2/22/2024	16028B2	\$620,780.00
2000049592	City of Clinton	205767	56900006	SRP-W-ARP-0146	2/22/2024	16028B2	\$1,170,795.00
2000061450	Town of Parkton	205767	56900006	SRP-W-ARP-0154	3/13/2024	16028B2	\$103,305.00
2000049592	Clinton	205767	56900006	SRP-W-ARP-0146	3/13/2024	16028B2	\$148,972.00
2000056505	Shelby	205767	56900006	SRP-W-ARP-0029	3/13/2024	16028B2	\$659,907.00
2000066453	Pembroke	205767	56900006	SRP-W-ARP-0292	3/13/2024	16028B2	\$89,500.00
2000049752	Dunn	205767	56900006	SRP-W-ARP-0033	3/12/2024	16028B2	\$825,247.00
2000058132	Midland	205767	56900006	SRP-W-ARP-0069	3/18/2024	16028B2	\$115,356.00
2000059738	South Granville Water & Sewer Authority	205767	56900006	SRP-W-ARP-0048	3/18/2024	16028B2	\$129,004.00

Disbursements for FY 2023-2024

Agreement Number (Internal)	Long Project and Recipient Desc	Project Account Budget Code Desc	Project Account GL Account	Long Project Account Desc	Transaction Time	Project Account GL Center	Transaction Amount
2000057754	Kings Mountain	205767	56900006	SRP-W-ARP-0007	5/1/2024	16028B2	\$442,800.00
2000057907	Hendersonville	205767	56900006	SRP-W-ARP-0031	3/25/2024	16028B2	\$315,761.00
2000059738	South Granville Water & Sewer Authority	205767	56900006	SRP-W-ARP-0048	4/16/2024	16028B2	\$356,388.00
2000057754	Kings Mountatin	205767	56900006	SRP-W-ARP-0007	4/17/2024	16028B2	\$393,755.00
2000068045	Village of Alamance	205767	56900006	SRP-W-ARP-0076	4/23/2024	16028B2	\$315,000.00
2000061387	Clayton	205767	56900006	SRP-W-ARP-0061	4/24/2024	16028B2	\$3,571,704.00
2000056516	Elizabethtown	205767	56900006	SRP-W-ARP-0008	4/23/2024	16028B2	\$125,660.00
2000058106	Locust	205767	56900006	SRP-W-ARP-0060	5/1/2024	16028B2	\$259,498.00
2000057754	Kings Mountain	205767	56900006	SRP-W-ARP-0007	5/8/2024	16028B2	\$159,100.00
2000066453	Pembroke	205767	56900006	SRP-W-ARP-0292	5/8/2024	16028B2	\$197,512.00
2000049592	Clinton	205767	56900006	SRP-W-ARP-0146	5/15/2024	16028B2	\$105,150.00
2000059738	South Granville Water & Sewer Authority	205767	56900006	SRP-W-ARP-0048	5/15/2024	16028B2	\$189,866.00
2000039263	Pembroke	205767	56900006	SRP-W-ARP-0013	5/22/2024	16028B2	\$118,242.00
2000066453	Pembroke	205767	56900006	SRP-W-ARP-0292	5/31/2024	16028B2	\$204,700.00
2000058569	Mt Pleasant	205767	56900006	SRP-W-ARP-0081	6/5/2024	16028B2	\$47,100.00
2000057746	Jacksonville	205767	56900006	SRP-W-ARP-0014	6/5/2024	16028B2	\$6,958,565.00
2000057907	Hendersonville	205767	56900006	SRP-W-ARP-0031	6/12/2024	16028B2	\$351,252.00
2000057754	Kings Mountain	205767	56900006	SRP-W-ARP-0007	6/12/2024	16028B2	\$92,110.00
2000057907	Hendersonville	205767	56900006	SRP-W-aRP-0031	6/12/2024	16028B2	\$20,753.00
2000049592	Clinton	205767	56900006	SRP-W-ARP-0146	6/12/2024	16028B2	\$114,168.00
2000049752	Dunn	205767	56900006	SRP-W-ARP-0033	6/13/2024	16028B2	\$1,263,534.00
2000053186	Valdese	205767	56900006	SRP-W-ARP-0015	6/19/2024	16028B2	\$96,635.00
Total						16028B2	\$44,571,911.00

Agreement Number (Internal)	Long Project and Recipient Desc	Project Account Budget Code Desc	Project Account GL Account	Long Project Account Desc	Transaction Time	Project Account GL Center	Transaction Amount
2000061451	Town of Roseboro	24317	536919	SRP-D-ARP-0216	8/16/2023	228128B3	\$33,850.00
2000057653	Town of Red Springs	24317	536919	SRP-D-ARP-0052	8/23/2023	228128B3	\$29,707.00
2000061478	Town of Greenevers	24317	536919	SRP-D-ARP-0109	9/13/2023	228128B3	\$21,500.00
2000057653	Town of Red Springs	205767	56900006	SRP-D-ARP-0052	11/2/2023	16028B3	\$16,169.00
2000061481	Town of Carthage	24317	56900006	SRP-D-ARP-0112	12/8/2023	16028B3	\$45,500.00

Disbursements for FY 2023-2024

Agreement Number (Internal)	Long Project and Recipient Desc	Project Account Budget Code Desc	Project Account GL Account	Long Project Account Desc	Transaction Time	Project Account GL Center	Transaction Amount
2000061481	Town of Carthage	24317	56900006	SRP-D-ARP-0112	12/8/2023	16028B3	\$10,750.00
2000056502	McDowell County	24317	56900006	SRP-D-ARP-0027	12/12/2023	16028B3	\$197,000.00
2000057653	Town of Red Springs	24317	56900006	SRP-D-ARP-0052	12/19/2023	16028B3	\$17,556.00
2000039266	Town of Ranlo	24317	56900006	SRP-D-ARP-0025	12/20/2023	16028B3	\$971,742.00
2000057653	Town of Red Springs	24317	56900006	SRP-D-ARP-0052	1/23/2024	16028B3	\$105,992.00
2000061483	Columbus County Water District	24317	56900006	SRP-D-ARP-0116	1/30/2024	16028B3	\$91,072.00
2000064259	Lower Cape Fear Water & Sewer Authority	24317	56900006	SRP-D-ARP-0138	2/6/2024	16028B3	\$18,659.00
2000057653	Town of Red Springs	24317	56900006	SRP-D-ARP-0052	2/20/2024	16028B3	\$70,562.00
2000056502	McDowell County	24317	56900006	SRP-D-ARP-0027	3/12/2024	16028B3	\$710,467.00
2000061481	Carthage	24317	56900006	SRP-D-ARP-0112	3/13/2024	16028B3	\$97,750.00
2000057653	Red Springs	24317	56900006	SRP-D-ARP-0052	3/12/2024	16028B3	\$7,835.00
2000061461	Sampson County	24317	56900006	SRP-D-ARP-0114	3/25/2024	16028B3	\$428,750.00
2000061483	Columbus County Water District	24317	56900006	SRP-D-ARP-0116	3/25/2024	16028B3	\$21,191.00
2000061451	Roseboro	24317	56900006	SRP-D-ARP-0216	4/3/2024	16028B3	\$31,087.00
2000061487	Burnsville	24317	56900006	SRP-D-ARP-0123	4/2/2024	16028B3	\$140,000.00
2000063823	Topsail Beach	24317	56900006	SRP-D-ARP-0200	4/11/2024	16028B3	\$281,895.00
2000064256	McAdenville	24317	56900006	SRP-D-ARP-0108	5/1/2024	16028B3	\$63,200.00
2000061481	Carthage	24317	56900006	SRP-D-ARP-0112	5/15/2024	16028B3	\$29,750.00
2000040340	Jamesville	24317	56900006	SRP-D-ARP-0111	5/8/2024	16028B3	\$119,565.00
2000057653	Red Springs	24317	56900006	SRP-D-ARP-0052	5/14/2024	16028B3	\$2,235.00
2000063778	Spring Hope	24317	56900006	SRP-D-ARP-0199	5/22/2024	16028B3	\$262,172.00
2000061495	Burnsville	24317	56900006	SRP-D-ARP-0124	6/4/2024	16028B3	\$194,390.00
2000066756	Chadbourn	24317	56900006	SRP-D-ARP-0321	5/31/2024	16028B3	\$105,400.00
2000061495	Burnsville	24317	56900006	SRP-D-ARP-0124	6/4/2024	16028B3	\$64,102.00
2000061487	Burnsville	24317	56900006	SRP-D-ARP-0123	6/4/2024	16028B3	\$38,300.00
2000061495	Burnsville	24317	56900006	SRP-D-ARP-0124	6/11/2024	16028B3	\$6,313.00
2000056502	McDowell County	24317	56900006	SRP-D-ARP-0027	6/11/2024	16028B3	\$858,786.00
2000061495	Burnsville	24317	56900006	SRP-D-ARP-0124	6/11/2024	16028B3	\$103,221.00
2000040340	Jamesville	24317	56900006	SRP-D-ARP-0111	6/13/2024	16028B3	\$670,871.00
Total						16028B3	\$5,867,339.00

Disbursements for FY 2023-2024

Agreement Number (Internal)	Long Project and Recipient Desc	Project Account Budget Code Desc	Project Account GL Account	Long Project Account Desc	Transaction Time	Project Account GL Center	Transaction Amount
2000056506	Cleveland County Sanitary District	24317	536919	SRP-D-ARP-0037	7/20/2023	228128B4	\$337,472.00
2000053189	City of Sanford	24317	536919	SRP-D-ARP-0003	8/30/2023	228128B4	\$1,040,422.00
2000057819	Stokes County	24317	536919	SRP-D-ARP-0050	9/13/2023	228128B4	\$312,500.00
2000057818	Southern Wayne Sanitary District	24317	536919	SRP-D-ARP-0004	9/20/2023	228128B4	\$15,705.00
2000056503	Town of Stedman	24317	536919	SRP-D-ARP-0023	9/27/2023	228128B4	\$120,220.00
2000056506	Cleveland County Sanitary District	24317	536919	SRP-D-ARP-0037	9/27/2023	228128B4	\$201,959.00
2000058133	City of Mount Airy	205767	56900006	SRP-D-ARP-0068	11/21/2023	16028B4	\$44,973.00
2000065398	Stokes Couny	205767	56900006	SRP-D-ARP-0209	11/21/2023	16028B4	\$45,200.00
2000057819	Stokes County	205767	56900006	SRP-D-ARP-0050	12/20/2023	16028B4	\$114,000.00
2000058778	Clay County	205767	56900006	SRP-D-ARP-0079	1/11/2024	16028B4	\$25,534.00
2000056506	Cleveland County Sanitary District	205767	56900006	SRP-D-ARP-0037	1/11/2024	16028B4	\$410,173.00
2000045676	Davie County	205767	56900006	SRP-D-ARP-0097	1/10/2024	16028B4	\$4,727,144.00
2000052791	Sampson County	205767	56900006	SRP-D-ARP-0002	1/16/2024	16028B4	\$1,432,530.00
2000067557	Madison County	205767	56900006	SRP-D-ARP-0206	1/23/2024	16028B4	\$104,079.00
2000056509	Cleveland County Sanitary District	205767	56900006	SRP-D-ARP-0038	1/30/2024	16028B4	\$97,500.00
2000060438	Town of Selma	205767	56900006	SRP-D-ARP-0096	1/30/2024	16028B4	\$257,705.00
2000060438	Town of Selma	205767	56900006	SRP-D-ARP-0096	2/6/2024	16028B4	\$183,123.00
2000060438	Town of Selma	205767	56900006	SRP-D-ARP-0096	2/6/2024	16028B4	\$47,485.00
2000060438	Town of Selma	205767	56900006	SRP-D-ARP-0096	2/6/2024	16028B4	\$50,479.00
2000057819	Stokes County	205767	56900006	SRP-D-ARP-0050	2/7/2024	16028B4	\$45,000.00
2000060438	Town of Selma	205767	56900006	SRP-D-ARP-0096	2/8/2024	16028B4	\$52,350.00
2000056514	City of Greensboro	205767	56900006	SRP-D-ARP-0022	2/16/2024	16028B4	\$1,074,959.00
2000060438	Town of Selma	205767	56900006	SRP-D-ARP-0096	2/27/2024	16028B4	\$43,285.00
2000056506	Cleveland County Sanitary District	205767	56900006	SRP-D-ARP-0037	3/12/2024	16028B4	\$485,064.00
2000061494	Wilson	205767	56900006	SRP-D-ARP-0125	3/13/2024	16028B4	\$103,337.00
2000045676	Davie County	205767	56900006	ARP-0097	3/20/2024	16028B4	\$3,672,856.00
2000056507	Cleveland County	205767	56900006	SRP-D-ARP-0036	4/9/2024	16028B4	\$47,327.00
2000067557	Madison County	205767	56900006	SRP-D-ARP-0206	4/3/2024	16028B4	\$56,606.00
2000064256	McAdenville	205767	56900006	SRP-D-ARP-0108	4/11/2024	16028B4	\$229,700.00

Disbursements for FY 2023-2024

Agreement Number (Internal)	Long Project and Recipient Desc	Project Account Budget Code Desc	Project Account GL Account	Long Project Account Desc	Transaction Time	Project Account GL Center	Transaction Amount
2000060438	Selma	205767	56900006	SRP-D-ARP-0096	4/23/2024	16028B4	\$1,613.00
2000053190	Montgomery	205767	56900006	SRP-D-ARP-0001	5/1/2024	16028B4	\$108,855.00
2000060438	Selma	205767	56900006	SRP-D-ARP-0096	5/14/2024	16028B4	\$76,098.00
2000056506	Cleveland County	205767	56900006	SRP-D-ARP-0037	5/22/2024	16028B4	\$201,615.00
2000057819	Stokes County	205767	56900006	SRP-D-ARP-0050	5/22/2024	16028B4	\$147,300.00
2000058780	Mt Pleasant	205767	56900006	SRP-D-ARP-0082	5/31/2024	16028B4	\$29,900.00
2000067557	Madison County	205767	56900006	SRP-D-ARP-0206	6/5/2024	16028B4	\$80,000.00
2000053190	Montgomery County	205767	56900006	SRP-D-ARP-0001	6/5/2024	16028B4	\$275,393.00
2000053188	Seven Devils	205767	56900006	SRP-D-ARP-0012	6/19/2024	16028B4	\$73,483.00
Total						16028B4	\$16,372,944.00

Agreement Number (Internal)	Long Project and Recipient Desc	Project Account Budget Code Desc	Project Account GL Account	Long Project Account Desc	Transaction Time	Project Account GL Center	Transaction Amount
2000065112	Town of Mayodan	24317	536919	SRP-W-ARP-0187	7/6/2023	228128B8	\$50,500.00
2000061562	Tyrrell County	24317	536919	SRP-D-ARP-0231	7/6/2023	228128B8	\$17,000.00
2000061562	Tyrrell County	24317	536919	SRP-D-ARP-0231	7/20/2023	228128B8	\$8,800.00
2000064474	City of Laurinburg	24317	536919	SRP-W-ARP-0169	7/26/2023	228128B8	\$388,816.00
2000035398	Stokes County	24317	536919	SRP-D-ARP-0209	8/2/2023	228128B8	\$40,050.00
2000065112	Town of Mayodan	24317	536919	SRP-W-ARP-0187	8/2/2023	228128B8	\$16,000.00
2000065112	Town of Mayodan	24317	536919	SRP-W-ARP-0187	8/9/2023	228128B8	\$11,000.00
2000064474	City of Laurinburg	24317	536919	SRP-W-ARP-0169	8/9/2023	228128B8	\$125,340.00
2000010471	Stokes County	24317	536919	SRP-D-ARP-0209	8/16/2023	228128B8	\$43,000.00
2000035398	Stokes County	24317	536919	SRP-D-ARP-0209	8/16/2023	228128B8	\$38,700.00
2000061540	Town of Candor	24317	536919	SRP-D-ARP-0219	8/16/2023	228128B8	\$21,000.00
2000062112	Town of Tabor City	24317	536919	SRP-W-ARP-0242	8/23/2023	228128B8	\$100,000.00
2000067016	Town of Bladenboro	24317	536919	SRP-W-ARP-0294	8/23/2023	228128B8	\$68,000.00
2000062112	Town of Tabor City	24317	536919	SRP-W-ARP-0242	9/7/2023	228128B8	\$25,000.00
2000064092	City of Elizabeth City	24317	536919	SRP-W-ARP-0167	9/7/2023	228128B8	\$100,000.00
2000065399	Town of Pilot Mountain	24317	536919	SRP-D-ARP-0192	9/13/2023	228128B8	\$45,360.00
2000067102	Town of Bath	24317	536919	SRP-W-ARP-0296	9/20/2023	228128B8	\$26,550.00
2000064474	City of Laurinburg	24317	536919	SRP-W-ARP-0169	9/20/2023	228128B8	\$3,540.00

Disbursements for FY 2023-2024

Agreement Number (Internal)	Long Project and Recipient Desc	Project Account Budget Code Desc	Project Account GL Account	Long Project Account Desc	Transaction Time	Project Account GL Center	Transaction Amount
2000010735	Town of Pilot Mountain	24317	536919	SRP-D-ARP-0192	9/20/2023	228128B8	\$122,838.00
2000000848	County of Tyrrell	24317	536919	SRP-D-ARP-0231	9/20/2023	228128B8	\$54,375.00
2000067016	Town of Bladenboro	24317	536919	SRP-W-ARP-0294	9/27/2023	228128B8	\$29,500.00
2000010471	Stokes County	24317	536919	SRP-D-ARP-0209	9/27/2023	228128B8	\$43,000.00
2000062112	Town of Tabor City	24317	536919	SRP-W-ARP-0242	9/27/2023	228128B8	\$115,000.00
2000062111	Town of River Bend	205767	56900006	SRP-W-ARP-0241	10/26/2023	16028B8	\$152,027.00
2000063778	Town of Spring Hope	205767	56900006	SRP-D-ARP-0199	11/2/2023	16028B8	\$70,658.00
2000067016	Town of Bladenboro	205767	56900006	SRP-W-ARP-0294	11/2/2023	16028B8	\$26,000.00
2000061560	Town of Red Springs	205767	56900006	SRP-D-ARP-0229	11/2/2023	16028B8	\$8,395.00
2000062112	Town of Tabor City	205767	56900006	SRP-W-ARP-0242	11/2/2023	16028B8	\$50,000.00
2000064410	City of Laurinburg	205767	56900006	SRP-D-ARP-0168	11/21/2023	16028B8	\$16,000.00
2000061560	Town of Red Springs	205767	56900006	SRP-D-ARP-0229	11/2/2023	16028B8	\$90,583.00
2000061560	Town of Red Springs	205767	56900006	SRP-D-ARP-0229	11/2/2023	16028B8	\$50,071.00
2000067405	Town of Lillington	205767	56900006	SRP-W-ARP-0326	11/16/2023	16028B8	\$409,900.00
2000064474	City of Laurinburg	205767	56900006	SRP-W-ARP-0169	11/16/2023	16028B8	\$2,000.00
2000061540	Town of Candor	205767	56900006	SRP-D-ARP-0219	11/21/2023	16028B8	\$25,390.00
2000064410	City of Laurinburg	205767	56900006	SRP-D-ARP-0168	11/21/2023	16028B8	\$16,000.00
2000062112	Town of Tabor City	205767	56900006	SRP-W-ARP-0242	11/21/2023	16028B8	\$90,000.00
2000010471	Stokes County	205767	56900006	SRP-D-ARP-0209	11/21/2023	16028B8	\$45,200.00
2000061560	Town of Red Springs	205767	56900006	SRP-D-ARP-0229	11/28/2023	16028B8	\$17,380.00
2000061562	County of Tyrell	205767	56900006	SRP-D-ARP-0231	12/7/2023	16028B8	\$57,200.00
2000061540	Town of Candor	205767	56900006	SRP-D-ARP-0219	12/8/2023	16028B8	\$26,700.00
2000001119	Davie County	205767	56900006	SRP-W-ARP-0289	12/8/2023	16028B8	\$119,610.00
2000010735	Town of Pilot Mountain	205767	56900006	SRP-D-ARP-0192	12/8/2023	16028B8	\$21,966.00
2000010746	City of Shelby	205767	56900006	SRP-D-ARP-0030	12/8/2023	16028B8	\$341,411.00
2000062847	Lower Cape Fear Water and Sewer Authority	205767	56900006	SRP-D-ARP-0170	12/8/2023	16028B8	\$221,249.00
2000061542	City of Brevard	205767	56900006	SRP-D-ARP-0222	12/8/2023	16028B8	\$204,470.00
2000066701	Davie County	205767	56900006	SRP-D-ARP-0323	12/8/2023	16028B8	\$171,769.00
2000065398	Stokes County	205767	56900006	SRP-D-ARP-0209	12/14/2023	16028B8	\$51,800.00
2000062111	Town of River Bend	205767	56900006	SRP-W-ARP-0241	1/3/2024	16028B8	\$16,222.00
2000064410	City of Laurinburg	205767	56900006	SRP-D-ARP-0168	1/2/2024	16028B8	\$16,320.00
2000062847	Lower Cape Fear Water and Sewer Authority	205767	56900006	SRP-D-ARP-0170	1/2/2024	16028B8	\$515,518.00
2000062113	Town of Chadburn	205767	56900006	SRP-W-ARP-0246	1/3/2024	16028B8	\$117,750.00
2000067405	Town of Lillington	205767	56900006	SRP-W-ARP-0326	1/23/2024	16028B8	\$120,287.00

Disbursements for FY 2023-2024

Agreement Number (Internal)	Long Project and Recipient Desc	Project Account Budget Code Desc	Project Account GL Account	Long Project Account Desc	Transaction Time	Project Account GL Center	Transaction Amount
2000066457	Davie County	205767	56900006	SRP-W-ARP-0289	1/24/2024	16028B8	\$17,450.00
2000066701	Davie County	205767	56900006	SRP-D-ARP-0323	1/24/2024	16028B8	\$18,459.00
2000061560	Town of Red Springs	205767	56900006	SRP-D-ARP-0229	1/23/2024	16028B8	\$58,027.00
2000062113	Town of Chadbourn	205767	56900006	SRP-W-ARP-0246	1/23/2024	16028B8	\$45,450.00
2000067016	Town of Bladenboro	205767	56900006	SRP-W-ARP-0294	1/24/2024	16028B8	\$16,500.00
2000058100	Town of Pine Level	205767	56900006	SRP-W-ARP-0045	1/24/2024	16028B8	\$278,621.00
2000065399	Town of Pilot Mountain	205767	56900006	SRP-D-ARP-0192	1/30/2024	16028B8	\$20,495.00
2000061503	Town of Selma	205767	56900006	SRP-W-ARP-0233	1/31/2024	16028B8	\$16,695.00
2000064474	City of Laurinburg	205767	56900006	SRP-W-ARP-0169	2/6/2024	16028B8	\$15,914.00
2000061503	Town of Selma	205767	56900006	SRP-W-ARP-0233	2/6/2024	16028B8	\$193,812.00
2000062111	Town of River Bend	205767	56900006	SRP-W-ARP-0241	2/7/2024	16028B8	\$18,879.00
2000062116	City of Washington	205767	56900006	SRP-W-ARP-0264	2/7/2024	16028B8	\$5,317.00
2000065112	Town of Mayodan	205767	56900006	SRP-W-ARP-0187	2/7/2024	16028B8	\$14,000.00
2000067016	Town of Bladenboro	205767	56900006	SRP-W-ARP-0294	2/14/2024	16028B8	\$22,500.00
2000061503	Town of Selma	205767	56900006	SRP-W-ARP-0233	2/16/2024	16028B8	\$30,640.00
2000064410	City of Laurinburg	205767	56900006	SRP-D-ARP-0168	2/16/2024	16028B8	\$32,000.00
2000065399	Town of Pilot Mountain	205767	56900006	SRP-D-ARP-0192	2/14/2024	16028B8	\$3,873.00
2000067016	Town of Bladenboro	205767	56900006	SRP-W-ARP-0294	2/22/2024	16028B8	\$78,000.00
2000067405	Town of Lillington	205767	56900006	SRP-W-ARP-0326	2/22/2024	16028B8	\$16,201.00
2000058780	Town of Mt Pleasant	205767	56900006	SRP-W-ARP-0082	2/22/2024	16028B8	\$151,450.00
2000061540	Town of Candor	205767	56900006	SRP-D-ARP-0219	2/22/2024	16028B8	\$6,760.00
2000066457	Davie County	205767	56900006	SRP-W-ARP-0289	2/22/2024	16028B8	\$12,910.00
2000066701	Davie County	205767	56900006	SRP-D-ARP-0323	2/22/2024	16028B8	\$2,925.00
2000061562	Tyrrell County	205767	56900006	SRP-D-ARP-0231	2/20/2024	16028B8	\$14,300.00
2000067570	Town of Love Valley	205767	56900006	SPR-W-ARP-0325	2/28/2024	16028B8	\$367,893.00
2000061503	Town of Selma	205767	56900006	SRP-W-ARP-0233	3/12/2024	16028B8	\$14,920.00
2000061542	City of Brevard	205767	56900006	SRP-D-ARP-0222	3/9/2024	16028B8	\$231,545.00
2000062113	Chadbourn	205767	56900006	SRP-W-ARP-0246	3/12/2024	16028B8	\$30,900.00
2000067896	Fair Bluff	205767	56900006	SRP-W-ARP-0182	3/18/2024	16028B8	\$15,000.00
2000062111	River Bend	205767	56900006	SRp-W-ARP-0241	3/18/2024	16028B8	\$5,565.00
2000061548	Ahoskie	205767	56900006	SRP-D-ARP-0227	3/18/2024	16028B8	\$91,000.00
2000061540	Candor	205767	56900006	SRP-D-ARP-0219	3/18/2024	16028B8	\$43,275.00
2000061560	Red Springs	205767	56900006	SRP-D-aRP-0229	3/15/2024	16028B8	\$209,201.00
2000061548	Ahoskie	205767	56900006	SRP-D-ARP-0227	3/25/2024	16028B8	\$91,000.00

Disbursements for FY 2023-2024

Agreement Number (Internal)	Long Project and Recipient Desc	Project Account Budget Code Desc	Project Account GL Account	Long Project Account Desc	Transaction Time	Project Account GL Center	Transaction Amount
2000064410	Laurinburg	205767	56900006	SRP-D-ARP-0168	4/2/2024	16028B8	\$80,180.00
2000062847	Cape Fear WSA	205767	56900006	SRP-D-ARP-0170	4/2/2024	16028B8	\$248,455.00
2000061503	Selma	205767	56900006	SRP-W-ARP-0233	4/9/2024	16028B8	\$1,893.00
2000062847	Lower Cape Fear Water and Sewer Auth	205767	56900006	SRP-D-ARP-0170	4/9/2024	16028B8	\$192,830.00
2000067896	Fair Bluff	205767	56900006	SRP-D-ARP-0182	4/9/2024	16028B8	\$22,500.00
2000067550	Walnut Cove	205767	56900006	SRP-D-ARP-0193	4/16/2024	16028B8	\$1,048,567.00
2000066457	Davie County	205767	56900006	SRP-W-ARP-0289	4/16/2024	16028B8	\$8,811.00
2000067102	Bath	205767	56900006	VUR-W-ARP-0087/SRP- W-296	4/16/2024	16028B8	\$555.00
2000064091	Princeton	205767	56900006	SRP-W-ARP-0196	4/16/2024	16028B8	\$166,250.00
2000057962	Shelby Utilities	205767	56900006	SRP-D-ARP-0030	4/24/2024	16028B8	\$25,335.00
2000062111	River Bend	205767	56900006	SRP-W-ARP-0241	4/24/2024	16028B8	\$9,417.00
2000064474	Laurinburg	205767	56900006	SRP-W-ARP-0169	4/23/2024	16028B8	\$2,000.00
2000066683	Stanley	205767	56900006	SRP-W-ARP-0293	4/23/2024	16028B8	\$146,805.00
2000067405	Lillington	205767	56900006	SRP-W-ARP-0326	5/1/2024	16028B8	\$144,561.00
2000064258	Ocracoke Sanitary Dist	205767	56900006	SRP-D-ARP-0221	5/1/2024	16028B8	\$53,775.00
2000066454	Shelby Utilities	205767	56900006	SRP-D-ARP-0274	5/8/2024	16028B8	\$318,402.00
2000065399	Pilot Mountain	205767	56900006	SRP-D-ARP-0192	5/8/2024	16028B8	\$13,000.00
2000062113	Chadbourn	205767	56900006	SRP-W-ARP-0246	5/8/2024	16028B8	\$36,360.00
2000062845	Franklin	205767	56900006	SRP-D-ARP-0175	5/8/2024	16028B8	\$296,916.00
2000061560	Red Springs	205767	56900006	SRP-D-ARP-0229	5/14/2024	16028B8	\$4,380.00
2000064410	Laurinburg	205767	56900006	SRP-D-ARP-0168	5/14/2024	16028B8	\$3,790.00
2000067405	Lillington	205767	56900006	SRP-W-ARP-0326	5/15/2024	16028B8	\$84,624.00
2000064474	Laurinburg	205767	56900006	SRP-W-ARP-0169	5/14/2024	16028B8	\$12,460.00
2000062111	River Bend	205767	56900006	SRP-W-ARP-0241	5/15/2024	16028B8	\$12,042.00
2000061503	Selma	205767	56900006	SRP-W-ARP-0233	5/28/2024	16028B8	\$70,265.00
2000061540	Candor	205767	56900006	SRP-D-ARP-0219	5/22/2024	16028B8	\$117,675.00
2000065398	Stokes County	205767	56900006	SRP-D-ARP-0209	5/22/2024	16028B8	\$49,000.00
2000065398	Stokes County	205767	56900006	SRP-D-ARP-0209	5/22/2024	16028B8	\$12,000.00
2000065417	Randolph County	205767	56900006	SRP-W-ARP-0205	5/22/2024	16028B8	\$281,369.00
2000067102	Bath	205767	56900006	SRP-W-ARP-0296	5/22/2024	16028B8	\$493.00
2000065417	Randolph County	205767	56900006	SRP-W-ARP-0205	5/22/2024	16028B8	\$80,372.00
2000062113	Chadbourn	205767	56900006	SRP-W-ARP-0246	5/31/2024	16028B8	\$9,090.00
2000057746	Jacksonville	205767	56900006	SRP-W-ARP-0014	6/5/2024	16028B8	\$2,143,183.00

Disbursements for FY 2023-2024

Agreement Number (Internal)	Long Project and Recipient Desc	Project Account Budget Code Desc	Project Account GL Account	Long Project Account Desc	Transaction Time	Project Account GL Center	Transaction Amount
2000061451	Roseboro	205767	56900006	SRP-D-ARP-0216	6/5/2024	16028B8	\$33,945.00
2000061555	Andrews	205767	56900006	SRP-D-ARP-0226	6/5/2024	16028B8	\$173,214.00
2000057962	Shelby Utilities	205767	56900006	SRP-D-ARP-0030	6/19/2024	16028B8	\$43,517.00
2000067405	Lillington	205767	56900006	SRP-W-ARP-0326	6/19/2024	16028B8	\$120,940.00
2000062140	Eden	205767	56900006	SRP-W-ARP-0244	6/19/2024	16028B8	\$127,475.00
Total						16028B8	\$12,953,168.00

Agreement Number (Internal)	Long Project and Recipient Desc	Project Account Budget Code Desc	Project Account GL Account	Long Project Account Desc	Transaction Time	Project Account GL Center	Transaction Amount
2000063807	City of Laurinburg	24317	536919	AIA-W-ARP-0136	7/7/2023	228228C1	\$17,885.00
2000063807	City of Laurinburg	24317	536919	AIA-W-ARP-0136	7/6/2023	228228C1	\$8,919.00
2000063794	Town of Micro	24317	536919	AIA-W-ARP-0037	7/6/2023	228228C1	\$8,500.00
2000063807	City of Laurinburg	24317	536919	AIA-W-ARP-0136	7/6/2023	228228C1	\$12,910.00
2000063757	Town of Ramseur	24317	536919	AIA-W-ARP-0032	7/12/2023	228228C1	\$31,896.00
2000063804	Town of Mocksville	24317	536919	AIA-W-ARP-0087	7/19/2023	228228C1	\$14,659.00
2000063804	Town of Mocksville	24317	536919	AIA-W-ARP-0087	7/20/2023	228228C1	\$6,481.00
2000063083	Junaluska Sanitary District	24317	536919	AIA-W-ARP-0191	7/20/2023	228228C1	\$1,752.00
2000063804	Town of Mocksville	24317	536919	AIA-W-ARP-0087	7/26/2023	228228C1	\$8,043.00
2000063807	City of Laurinburg	24317	536919	AIA-W-ARP-0136	8/9/2023	228228C1	\$15,012.00
2000062842	Brunswick Regional Water & Sewer	24317	536919	AIA-W-ARP-0072	8/9/2023	228228C1	\$15,924.00
2000063804	Town of Mocksville	24317	536919	AIA-W-ARP-0087	8/16/2023	228228C1	\$5,871.00
2000063807	City of Laurinburg	24317	536919	AIA-W-ARP-0136	8/23/2023	228228C1	\$10,164.00
2000063779	City of Brevard	24317	536919	AIA-W-ARP-0106	8/23/2023	228228C1	\$119,941.00
2000063792	Town of Tryon	24317	536919	AIA-W-ARP-0008	8/23/2023	228228C1	\$53,650.00
2000062842	Brunswick Regional Water & Sewer	24317	536919	AIA-W-ARP-0072	8/30/2023	228228C1	\$29,161.00
2000063751	City of Rocky Mount	24317	536919	AIA-W-ARP-0058	9/7/2023	228228C1	\$65,850.00
2000063792	Town of Tryon	24317	536919	AIA-W-ARP-0008	9/7/2023	228228C1	\$12,350.00
2000064280	Town of Bridgeton	24317	536919	AIA-W-ARP-0168	9/7/2023	228228C1	\$17,192.00
2000063766	Contentnea Metropolitan	24317	536919	AIA-W-ARP-0125	9/13/2023	228228C1	\$112,945.00
2000063083	Junaluska Sanitary District	24317	536919	AIA-W-ARP-0191	9/13/2023	228228C1	\$10,649.00
2000018590	Town of Grimesland	24317	536919	AIA-W-ARP-0141	9/20/2023	228228C1	\$47,500.00

Disbursements for FY 2023-2024

Agreement Number (Internal)	Long Project and Recipient Desc	Project Account Budget Code Desc	Project Account GL Account	Long Project Account Desc	Transaction Time	Project Account GL Center	Transaction Amount
2000063804	Town of Mocksville	24317	536919	AIA-W-ARP-0087	9/20/2023	228228C1	\$8,833.00
2000063751	City of Rocky Mount	205768	56900006	AIA-W-ARP-0058	11/2/2023	16028C1	\$71,390.00
2000063807	City of Laurinburg	205768	56900006	AIA-W-ARP-0136	11/2/2023	16028C1	\$898.00
2000063083	Junaluska Sanitary District	205768	56900006	AIA-W-ARP-0191	11/21/2023	16028C1	\$7,127.00
2000063792	Town of Tryon	205768	56900006	AIA-W-ARP-0008	11/21/2023	16028C1	\$17,980.00
2000062842	Brunswick Regional Water & Sewer	205768	56900006	AIA-W-ARP-0072	11/21/2023	16028C1	\$62,007.00
2000063807	City of Laurinburg	205768	56900006	AIA-W-ARP-0136	11/28/2023	16028C1	\$5,438.00
2000063760	Town of Pinetops	205768	56900006	AIA-W-ARP-0021	12/7/2023	16028C1	\$60,450.00
2000063792	Town of Tryon	205768	56900006	AIA-W-ARP-0008	12/7/2023	16028C1	\$32,685.00
2000063083	Junaluska Sanitary District	205768	56900006	AIA-W-ARP-0191	12/8/2023	16028C1	\$8,310.00
2000010708	City of Laurinburg	205768	56900006	AIA-W-ARP-0136	12/12/2023	16028C1	\$7,760.00
2000010724	Town of Mocksville	205768	56900006	AIA-W-ARP-0087	12/12/2023	16028C1	\$34,977.00
2000063751	City of Rocky Mount	205768	56900006	AIA-W-ARP-0058	12/8/2023	16028C1	69,825.00
2000063757	Town of Ramseur	205768	56900006	AIA-W-ARP-0032	12/14/2023	16028C1	\$101,694.00
2000067145	Town of Newland	205768	56900006	AIA-W-ARP-0225	12/19/2023	16028C1	\$70,000.00
2000063807	City of Laurinburg	205768	56900006	AIA-W-ARP-0136	12/19/2023	16028C1	\$6,870.00
2000063729	Town of Star	205768	56900006	AIA-W-ARP-0031	12/19/2023	16028C1	\$25,610.00
2000063754	Town of River Bend	205768	56900006	AIA-W-ARP-0131	12/20/2023	16028C1	\$8,000.00
2000063746	Town of Jefferson	205768	56900006	AIA-W-ARP-0120	1/5/2024	16028C1	\$8,000.00
2000063802	Town of Hobgood	205768	56900006	AIA-W-ARP-0071	1/5/2024	16028C1	\$87,000.00
2000063747	Town of Grimesland	205768	56900006	AIA-W-ARP-0141	1/10/2024	16028C1	\$38,000.00
2000067236	City of King	205768	56900006	AIA-W-ARP-0245	1/10/2024	16028C1	\$71,900.00
2000063757	Town of Ramseur	205768	56900006	AIA-W-ARP-0032	1/10/2024	16028C1	\$8,650.00
2000064282	Town of Gamewell	205768	56900006	AIA-W-ARP-0016	1/23/2024	16028C1	\$13,000.00
2000019226	Town of Taylortown	205768	56900006	AIA-W-ARP-0024	1/16/2024	16028C1	\$20,000.00
2000010724	Town of Mocksville	205768	56900006	AIA-W-ARP-0087	1/23/2024	16028C1	\$21,039.00
2000067279	Bald Head Island	205768	56900006	AIA-W-ARP-0255	1/23/2024	16028C1	\$2,620.00
2000063083	Junaluska Sanitary District	205768	56900006	AIA-D-ARP-0190	1/23/2024	16028C1	\$4,492.00
2000067180	City of Marion	205768	56900006	AIA-W-ARP-0201	1/24/2024	16028C1	\$33,686.00
2000064280	Town of Bridgeton	205768	56900006	AIA-W-ARP-0168	1/24/2024	16028C1	\$3,692.00
2000063785	Yadkin Valley Sewer Authority	205768	56900006	AIA-W-ARP-0061	1/24/2024	16028C1	\$71,871.00
2000067236	City of King	205768	56900006	AIA-W-ARP-0245	1/30/2024	16028C1	\$17,000.00
2000067186	Town of Farmville	205768	56900006	AIA-W-ARP-0207	1/30/2024	16028C1	\$27,000.00
2000067182	City of Dunn	205768	56900006	AIA-W-ARP-0203	2/6/2024	16028C1	\$26,300.00

Disbursements for FY 2023-2024

Agreement Number (Internal)	Long Project and Recipient Desc	Project Account Budget Code Desc	Project Account GL Account	Long Project Account Desc	Transaction Time	Project Account GL Center	Transaction Amount
2000063134	Anson County	205768	56900006	AIA-W-ARP-0045	2/6/2024	16028C1	\$27,935.00
2000063792	Town of Tryon	205768	56900006	AIA-W-ARP-0008	2/7/2024	16028C1	\$2,760.00
2000063781	Town of Fuquay-Varina	205768	56900006	AIA-W-ARP-0069	2/7/2024	16028C1	\$50,500.00
2000063757	Town of Ramseur	205768	56900006	AIA-W-ARP-0032	2/7/2024	16028C1	\$1,850.00
2000063750	City of Shelby	205768	56900006	AIA-W-ARP-0075	2/14/2024	16028C1	\$228,553.00
2000063773	City of Mount Airy	205768	56900006	AIA-W-ARP-0044	2/14/2024	16028C1	\$25,000.00
2000063773	City of Mount Airy	205768	56900006	AIA-W-ARP-0044	2/14/2024	16028C1	\$5,000.00
2000067236	City of King	205768	56900006	AIA-W-ARP-0245	2/14/2024	16028C1	\$7,900.00
2000064280	Town of Bridgeton	205768	56900006	AIA-W-ARP-0168	2/14/2024	16028C1	\$8,645.00
2000063777	Town of East Bend	205768	56900006	AIA-W-ARP-0027	2/15/2024	16028C1	\$15,385.00
2000063132	Town of Beech Mountain	205768	56900006	AIA-W-ARP-0049	2/14/2024	16028C1	\$122,026.00
2000063760	Town of Pinetops	205768	56900006	AIA-W-ARP-0021	2/22/2024	16028C1	\$7,009.00
2000067205	Town of Broadway	205768	56900006	AIA-W-ARP-0236	2/22/2024	16028C1	\$18,175.00
2000067279	Town of Bald Head Island	205768	56900006	AIA-W-ARP-0255	2/22/2024	16028C1	\$16,678.00
2000064282	Town of Gamewell	205768	56900006	AIA-W-ARP-0016	2/22/2024	16028C1	\$3,350.00
2000063752	Town of Rosman	205768	56900006	AIA-W-ARP-0149	2/20/2024	16028C1	\$11,250.00
2000067180	City of Marion	205768	56900006	AIA-W-ARP-0201	2/22/2024	16028C1	\$48,312.00
2000063777	Town of East Bend	205768	56900006	AIA-W-ARP-0027	2/27/2024	16028C1	\$1,425.00
2000063807	City of Laurinburg	205768	56900006	AIA-W-ARP-0136	2/27/2024	16028C1	\$19,792.00
2000063804	Town of Mocksville	205768	56900006	AIA-W-ARP-0087	2/27/2024	16028C1	\$9,728.00
2000067236	City of King	205768	56900006	AIA-W-ARP-0245	2/28/2024	16028C1	\$15,100.00
2000067182	City of Dunn	205768	56900006	AIA-W-ARP-0203	3/5/2024	16028C1	\$10,000.00
2000063751	City of Rocky Mount	205768	56900006	AIA-W-ARP-0058	3/5/2024	16028C1	\$73,110.00
2000063792	Town of Tryon	205768	56900006	AIA-W-ARP-0008	3/5/2024	16028C1	\$3,380.00
2000063781	Fuquay Varina	205768	56900006	AIA-W-ARP-0069	3/18/2024	16028C1	\$59,000.00
2000067246	Old Fort	205768	56900006	AIA-W-ARP-0252	3/20/2024	16028C1	\$4,968.00
2000063757	Ramseur	205768	56900006	AIA-W-ARP-0032	4/9/2024	16028C1	\$7,400.00
2000063760	Pinetops	205768	56900006	AIA-W-ARP-0021	3/20/2024	16028C1	\$18,997.00
2000063766	Contentnea Metropolitan	205768	56900006	AIA-W-ARP-0125	3/25/2024	16028C1	\$2,353.00
2000067205	Broadway	205768	56900006	AIA-W-ARP-0236	3/25/2024	16028C1	\$9,445.00
2000064282	Gamewell	205768	56900006	AIA-W-ARP-0016	4/3/2024	16028C1	\$6,115.00
2000063805	Long View	205768	56900006	AIA-W-ARP-0101	4/2/2024	16028C1	\$86,400.00
2000067279	Bald Head Island	205768	56900006	AIA-W-ARP-0255	4/3/2024	16028C1	\$10,163.00
2000063760	Pinetops	205768	56900006	AIA-W-ARP-0021	4/3/2024	16028C1	\$18,100.00

Disbursements for FY 2023-2024

Agreement Number (Internal)	Long Project and Recipient Desc	Project Account Budget Code Desc	Project Account GL Account	Long Project Account Desc	Transaction Time	Project Account GL Center	Transaction Amount
2000064280	Bridgeton	205768	56900006	AIA-W-ARP-0168	4/3/2024	16028C1	\$8,167.00
2000063772	Cherryville	205768	56900006	AIA-W-ARP-0128	4/3/2024	16028C1	\$29,670.00
2000063134	Anson County	205768	56900006	AIA-W-ARP-0045	4/2/2024	16028C1	\$3,279.00
2000063725	Taylorsville	205768	56900006	AIA-W-ARP-0167	4/3/2024	16028C1	\$25,283.00
2000063807	Laurinburg	205768	56900006	AIA-W-ARP-0136	4/2/2024	16028C1	\$18,594.00
2000067246	Old Fort	205768	56900006	AIA-W-ARP-0252	4/3/2024	16028C1	\$7,620.00
2000063766	Contentnea Metropolitan	205768	56900006	AIA-W-ARP-0125	4/2/2024	16028C1	\$16,324.00
2000063751	Rocky Mount	205768	56900006	AIA-W-ARP-0058	4/9/2024	16028C1	\$16,121.00
2000067278	Seven Springs	205768	56900006	AIA-W-ARP-0250	4/9/2024	16028C1	\$33,940.00
2000063809	Kure Beach	205768	56900006	AIA-W-ARP-0133	4/9/2024	16028C1	\$30,000.00
2000067232	Lincolnton	205768	56900006	AIA-W-ARP-0242	4/9/2024	16028C1	\$68,700.00
2000063781	Fuquay Varina	205768	56900006	AIA-W-ARP-0069	4/9/2024	16028C1	\$78,050.00
2000063792	Tryon	205768	56900006	AIA-W-ARP-0008	4/9/2024	16028C1	\$2,182.00
2000067180	Marion	205768	56900006	AIA-W-ARP-0201	4/9/2024	16028C1	\$43,667.00
2000063754	River Bend	205768	56900006	AIA-W-ARP-0131	4/11/2024	16028C1	\$69,800.00
2000063765	Conway	205768	56900006	AIA-W-ARP-0175	4/11/2024	16028C1	\$70,000.00
2000063132	Beech Mountain	205768	56900006	AIA-W-ARP-0049	4/16/2024	16028C1	\$8,009.00
2000063804	Mocksville	205768	56900006	AIA-W-ARP-0087	4/16/2024	16028C1	\$14,308.00
2000063773	Mount Airy	205768	56900006	AIA-W-ARP-0044	4/16/2024	16028C1	\$16,500.00
2000063775	Bunn	205768	56900006	AIA-W-ARP-0182	4/16/2024	16028C1	\$23,000.00
2000063752	Rosman	205768	56900006	AIA-W-ARP-0149	4/17/2024	16028C1	\$25,000.00
2000063746	Jefferson	205768	56900006	AIA-W-ARP-0120	4/17/2024	16028C1	\$62,698.00
				AIA-D-ARP-0190&AIA-W-			
2000063083	Junaluska Sanitary District	205768	56900006	ARP-0191	4/24/2024	16028C1	\$3,287.00
2000064286	Johnston County	205768	56900006	AIA-W-ARP-0157	4/24/2024	16028C1	\$56,231.00
2000063727	Southern Pines	205768	56900006	AIA-W-ARP-0063	4/24/2024	16028C1	\$8,000.00
2000063771	Clarkton	205768	56900006	AIA-W-ARP-0065	4/23/2024	16028C1	\$13,397.00
2000067205	Broadway	205768	56900006	AIA-W-ARP-0236	4/24/2024	16028C1	\$80,332.00
2000063751	Rocky Mount	205768	56900006	AIA-W-ARP-0058	5/1/2024	16028C1	\$15,019.00
2000067145	Newland	205768	56900006	AIA-W-ARP-0225	4/23/2024	16028C1	\$30,000.00
2000062847	Lower Cape Fear Water & Sewer Authority	205768	56900006	SRP-D-ARP-0170	5/1/2024	16028C1	\$229,495.00
2000067145	Newland	205768	56900006	AIA-W-ARP-0225	5/1/2024	16028C1	\$50,000.00
2000067278	Seven Springs	205768	56900006	AIA-W-ARP-0250	5/1/2024	16028C1	\$95,000.00
2000067232	Lincolnton	205768	56900006	AIA-W-ARP-0242	5/1/2024	16028C1	\$91,037.00

Disbursements for FY 2023-2024

Agreement Number (Internal)	Long Project and Recipient Desc	Project Account Budget Code Desc	Project Account GL Account	Long Project Account Desc	Transaction Time	Project Account GL Center	Transaction Amount
2000063753	Roanoke Rapids Sanitary Dist	205768	56900006	AIA-W-ARP-0051	5/1/2024	16028C1	\$8,046.00
2000063796	Middlesex	205768	56900006	AIA-W-ARP-0029	5/1/2024	16028C1	\$75,000.00
2000063759	Pittsboro	205768	56900006	AIA-W-ARP-0057	5/1/2024	16028C1	\$91,200.00
2000063772	Cherryville	205768	56900006	AIA-W-ARP-0128	5/8/2024	16028C1	\$73,000.00
2000067284	Eastover Sanitary District	205768	56900006	AIA-W-ARP-0213	5/14/2024	16028C1	\$9,000.00
2000067189	Dublin	205768	56900006	AIA-W-ARP-0210	5/14/2024	16028C1	\$68,500.00
2000063807	Laurinburg	205768	56900006	AIA-W-ARP-0136	5/14/2024	16028C1	\$5,769.00
2000067183	South Granville Water & Sewer	205768	56900006	AIA-W-ARP-0204	5/22/2024	16028C1	\$5,617.00
2000067186	Farmville	205768	56900006	AIA-W-ARP-0207	5/22/2024	16028C1	\$50,967.00
2000067232	Lincolnton	205768	56900006	AIA-W-ARP-0242	5/21/2024	16028C1	\$49,795.00
2000067246	Old Fort	205768	56900006	AIA-W-ARP-0252	5/22/2024	16028C1	\$15,662.00
2000067180	Marion	205768	56900006	AIA-W-ARP-0201	5/22/2024	16028C1	\$6,419.00
2000067205	Broadway	205768	56900006	AIA-W-ARP-0236	5/22/2024	16028C1	\$18,877.00
2000063804	Mocksville	205768	56900006	AIA-W-ARP-0087	5/28/2024	16028C1	\$6,045.00
2000067182	Dunn	205768	56900006	AIA-W-ARP-0203	5/28/2024	16028C1	\$12,341.00
2000064282	Gamewell	205768	56900006	AIA-W-ARP-0016	5/31/2024	16028C1	\$4,250.00
2000063794	Micro	205768	56900006	AIA-W-ARP-0037	5/31/2024	16028C1	\$21,950.00
2000067183	South Granville Water & Sewer	205768	56900006	AIA-W-ARP-0204	5/31/2024	16028C1	\$7,210.00
2000067279	Bald Head island	205768	56900006	AIA-W-ARP-0255	5/31/2024	16028C1	\$9,080.00
2000067246	Old Fort	205768	56900006	AIA-W-ARP-0252	5/31/2024	16028C1	\$2,761.00
2000063792	Tryon	205768	56900006	AIA-W-ARP-0008	6/5/2024	16028C1	\$4,108.00
2000063771	Clarkton	205768	56900006	AIA-W-ARP-0065	6/4/2024	16028C1	\$8,308.00
2000063776	Maury Sanitary Land Dist	205768	56900006	AIA-W-ARP-0186	6/4/2024	16028C1	\$237,110.00
2000064280	Bridgeton	205768	56900006	AIA-W-ARP-0168	6/12/2024	16028C1	\$19,754.00
2000063760	Pinetops	205768	56900006	AIA-W-ARP-0021	6/5/2024	16028C1	\$32,944.00
2000067186	Farmville	205768	56900006	AIA-w-ARP-0207	6/1/2024	16028C1	\$34,563.00
2000063792	Tryon	205768	56900006	AIA-W-ARP-0008	6/12/2024	16028C1	\$4,290.00
2000063753	Roanoke Rapids Sanitary Dist	205768	56900006	AIA-W-ARP-0051	6/11/2024	16028C1	\$3,938.00
2000063806	Troutman	205768	56900006	AIA-W-ARP-0105	6/12/2024	16028C1	\$160,614.00
2000063751	Rocky Mount	205768	56900006	AIA-W-ARP-0058	6/11/2024	16028C1	\$14,212.00
2000063781	Fuquay Varina	205768	56900006	AIA-W-ARP-0069	6/13/2024	16028C1	\$101,050.00
2000063800	Gibson	205768	56900006	AIA-W-ARP-0005	6/19/2024	16028C1	\$15,200.00
2000067345	Boone	205768	56900006	AIA-W-ARP-0273	6/19/2024	16028C1	\$29,679.00
Total						16028C1	\$5,117,306.00

Disbursements for FY 2023-2024

Agreement Number (Internal)	Long Project and Recipient Desc	Project Account Budget Code Desc	Project Account GL Account	Long Project Account Desc	Transaction Time	Project Account GL Center	Transaction Amount
--------------------------------	---------------------------------	---	----------------------------------	---------------------------	------------------	---------------------------	--------------------

Agreement Number (Internal)	Long Project and Recipient Desc	Project Account Budget Code Desc	Project Account GL Account	Long Project Account Desc	Transaction Time	Project Account GL Center	Transaction Amount
2000064259	Lower Cape Fear Water & Sewer Authority	24317	536919	SRP-D-ARP-0138	7/26/2023	228228C4	\$11,250.00
2000064259	Lower Cape Fear Water & Sewer Authority	24317	536919	SRP-D-ARP-0138	8/9/2023	228228C4	\$16,440.00
2000062093	City of Washington	24317	536919	SRP-W-ARP-0256	9/20/2023	228228C4	\$50,743.00
2000062116	City of Washington	24317	536919	SRP-W-ARP-0264	9/20/2023	228228C4	\$2,575.00
2000062097	City of Conover	24317	536919	SRP-W-ARP-0259	9/20/2023	228228C4	\$45,900.00
2000062093	City of Washington	24317	536919	SRP-W-ARP-0256	9/27/2023	228228C4	\$10,553.00
2000062097	City of Conover	205768	56900006	SRP-W-ARP-0259	11/16/2023	16028C4	\$50,600.00
2000010764	City of Washington	205768	56900006	SRP-W-ARP-0264	11/16/2023	16028C4	\$41,117.00
2000010764	City of Washington	205768	56900006	SRP-W-ARP-0256	11/16/2023	16028C4	\$29,978.00
2000062097	City of Conover	205768	56900006	SRP-W-ARP-0259	12/8/2023	16028C4	\$78,550.00
2000069685	City of Lexington	205768	56900006	SRP-W-ARP-0257	1/5/2024	16028C4	\$183,416.00
2000010808	South Granville Water & Sewer	205768	56900006	SRP-W-ARP-0048	1/23/2024	16028C4	\$467,215.00
2000062098	City of Kinston	205768	56900006	SRP-W-ARP-0260	1/23/2024	16028C4	\$39,250.00
2000010808	South Granville Water & Sewer	205768	56900006	SRP-W-ARP-0048	2/1/2024	16028C4	\$230,734.00
2000062116	City of Washington	205768	56900006	SRP-W-ARP-0264	2/7/2024	16028C4	\$5,317.00
2000062093	City of Washington	205768	56900006	SRP-W-ARP-0256	2/7/2024	16028C4	\$3,780.00
2000067271	Town of River Bend	205768	56900006	SRP-D-ARP-0318	2/7/2024	16028C4	\$5,000.00
2000062089	City of Mount Airy	205768	56900006	SRP-W-ARP-0252	2/7/2024	16028C4	\$54,000.00
2000067271	Town of River Bend	205768	56900006	SRP-D-ARP-0318	2/7/2024	16028C4	\$20,000.00
2000062116	City of Washington	205768	56900006	SRP-W-ARP-0264	2/22/2024	16028C4	\$13,199.00
2000062093	City of Washington	205768	56900006	SRP-W-ARP-0256	2/22/2024	16028C4	\$931.00
2000010808	South Granville Water & Sewer	205768	56900006	SRP-W-ARP-0048	2/22/2024	16028C4	\$201,706.00
2000062093	Washington	205768	56900006	SRP-W-ARP-0256	3/13/2024	16028C4	\$5,741.00
2000062116	Washington	205768	56900006	SRP-W-ARP-0264	3/13/2024	16028C4	\$1,539.00
2000062093	Washington	205768	56900006	SRP-W-ARP-0256	4/3/2024	16028C4	\$3,749.00
2000062116	Washington	205768	56900006	SRP-W-ARP-0264	4/3/2024	16028C4	\$1,908.00
2000067272	Lowell	205768	56900006	SRP-W-ARP-0301	4/16/2024	16028C4	\$267,713.00
2000062110	High Point	205768	56900006	SRP-W-ARP-0262	5/15/2024	16028C4	\$380,000.00

Disbursements for FY 2023-2024

Agreement Number (Internal)	Long Project and Recipient Desc	Project Account Budget Code Desc	Project Account GL Account	Long Project Account Desc	Transaction Time	Project Account GL Center	Transaction Amount
2000067389	Liberty	205768	56900006	SRP-W-ARP-0303	5/15/2024	16028C4	\$69,657.00
2000062093	Washington	205768	56900006	SRP-W-ARP-0256	5/15/2024	16028C4	\$3,224.00
2000067260	Bath	205768	56900006	SRP-D-ARP-0311	5/15/2024	16028C4	\$79,875.00
2000067272	Lowell	205768	56900006	SRP-w-ARP-0301	5/31/2024	16028C4	\$75,719.00
2000067260	Bath	205768	56900006	SRP-D-ARP-0311	6/5/2024	16028C4	\$13,720.00
2000062098	kinston	205768	56900006	SRP-W-ARP-0260	6/5/2024	16028C4	\$47,642.00
2000062093	Washington	205768	56900006	SRP-W-ARP-0256	6/13/2024	16028C4	\$25,975.00
2000062116	Washington	205768	56900006	SRP-W-ARP-0264	6/13/2024	16028C4	\$1,300.00
2000067271	River Bend	205768	56900006	SRP-D-ARP-0318	6/19/2024	16028C4	\$1,000.00
Total						16028C4	\$2,541,016.00

Agreement Number (Internal)	Long Project and Recipient Desc	Project Account Budget Code Desc	Project Account GL Account	Long Project Account Desc	Transaction Time	Project Account GL Center	Transaction Amount
2000063099	City of Laurinburg	24317	536919	AIA-D-ARP-0137	7/6/2023	228228C5	\$8,317.00
2000063099	City of Laurinburg	24317	536919	AIA-D-ARP-0137	7/6/2023	228228C5	\$8,315.00
2000063099	City of Laurinburg	24317	536919	AIA-D-ARP-0137	7/6/2023	228228C5	\$7,785.00
2000063096	Town of Micro	24317	536919	AIA-D-ARP-0038	7/7/2023	228228C5	\$24,000.00
2000062310	Town of Elkin	24317	536919	AIA-D-ARP-0103	7/7/2023	228228C5	\$19,950.00
2000063094	Town of Mocksville	24317	536919	AIA-D-ARP-0088	7/19/2023	228228C5	\$3,288.00
2000063094	Town of Mocksville	24317	536919	AIA-D-ARP-0088	7/20/2023	228228C5	\$6,866.00
2000063100	Junaluska Sanitary District	24317	536919	AIA-D-ARP-0190	7/20/2023	228228C5	\$1,753.00
2000063100	Junaluska Sanitary District	24317	536919	AIA-D-ARP-0190	7/26/2023	228228C5	\$8,042.00
2000063099	City of Laurinburg	24317	536919	AIA-D-ARP-0137	8/2/2023	228228C5	\$5,162.00
2000062310	Town of Elkin	24317	536919	AIA-D-ARP-0103	8/9/2023	228228C5	\$12,498.00
2000062840	Brunswick Regional Water & Sewer	24317	536919	AIA-D-ARP-0073	8/9/2023	228228C5	\$16,428.00
2000063415	Town of Topsail Beach	24317	536919	AIA-D-ARP-0169	8/9/2023	228228C5	\$29,250.00
2000062310	Town of Elkin	24317	536919	AIA-D-ARP-0103	8/9/2023	228228C5	\$10,750.00
2000063446	Town of Pikeville	24317	536919	AIA-D-ARP-0006	8/14/2023	228228C5	\$35,600.00
2000064283	City of Hendersonville	24317	536919	AIA-D-ARP-0091	8/17/2023	228228C5	\$66,737.00
2000063094	Town of Mocksville	24317	536919	AIA-D-ARP-0088	8/16/2023	228228C5	\$15,214.00
2000010509	Town of Ramseur	24317	536919	AIA-D-ARP-0028	8/16/2023	228228C5	\$28,300.00

Disbursements for FY 2023-2024

Agreement Number (Internal)	Long Project and Recipient Desc	Project Account Budget Code Desc	Project Account GL Account	Long Project Account Desc	Transaction Time	Project Account GL Center	Transaction Amount
2000010794	Town of Woodland	24317	536919	AIA-D-ARP-0076	8/23/2023	228228C5	\$29,250.00
2000063099	City of Laurinburg	24317	536919	AIA-D-ARP-0137	8/23/2023	228228C5	\$4,160.00
2000063150	City of Brevard	24317	536919	AIA-D-ARP-0124	8/23/2023	228228C5	\$3,058.00
2000062840	Brunswick Regional Water & Sewer	24317	536919	AIA-D-ARP-0073	8/30/2023	228228C5	\$752.00
2000063282	Town of River Bend	24317	536919	AIA-D-ARP-0132	9/7/2023	228228C5	\$9,400.00
2000063140	Columbus County Water District	24317	536919	AIA-D-ARP-0096	9/13/2023	228228C5	\$15,000.00
2000063411	Town of Wallace	24317	536919	AIA-D-ARP-0127	9/13/2023	228228C5	\$42,000.00
2000063100	Junaluska Sanitary District	24317	536919	AIA-D-ARP-0190	9/13/2023	228228C5	\$10,649.00
2000063441	Town of Pinebluff	24317	536919	AIA-D-ARP-0112	9/20/2023	228228C5	\$16,020.00
2000063094	Town of Mocksville	24317	536919	AIA-D-ARP-0088	9/20/2023	228228C5	\$20,063.00
2000062310	Town of Elkin	24317	536919	AIA-D-ARP-0103	9/27/2023	228228C5	\$35,474.00
2000063099	City of Laurinburg	24317	536919	AIA-D-ARP-0137	9/27/2023	228228C5	\$15,183.00
2000063415	Town of Topsail Beach	24317	536919	AIA-D-ARP-0169	9/27/2023	228228C5	\$6,500.00
2000064283	City of Hendersonville	24317	536919	AIA-D-ARP-0091	9/27/2023	228228C5	\$63,386.00
2000063086	Ocracoke Sanitary District	205768	56900006	AIA-D-ARP-0095	10/23/2023	16028C5	\$5,500.00
2000063282	Town of River Bend	205768	56900006	AIA-D-ARP-0132	11/2/2023	16028C5	\$12,850.00
2000063441	Town of Pinebluff	205768	56900006	AIA-D-ARP-0112	11/2/2023	16028C5	\$1,650.00
2000063099	City of Laurinburg	205768	56900006	AIA-D-ARP-0137	11/2/2023	16028C5	\$2,395.00
2000063100	Junaluska Sanitary District	205768	56900006	AIA-D-ARP-0190	11/21/2023	16028C5	\$7,126.00
2000063441	Town of Pinebluff	205768	56900006	AIA-D-ARP-0112	11/21/2023	16028C5	\$6,270.00
2000063131	Eastern Wayne Sanitary District	205768	56900006	AIA-D-ARP-0159	11/21/2023	16028C5	\$80,000.00
2000062840	Brunswick Regional Water & Sewer	205768	56900006	AIA-D-ARP-0073	11/21/2023	16028C5	\$2,043.00
2000063442	Town of Pinetops	205768	56900006	AIA-D-ARP-0022	12/7/2023	16028C5	\$43,822.00
2000063110	Town of Grimesland	205768	56900006	AIA-D-ARP-0163	12/7/2023	16028C5	\$37,500.00
2000010509	Town of Ramseur	205768	56900006	AIA-D-ARP-0028	12/8/2023	16028C5	\$83,451.00
2000063286	Town of Woodland	205768	56900006	AIA-D-ARP-0076	12/8/2023	16028C5	\$6,900.00
2000010500	City of Hendersonville	205768	56900006	AIA-D-ARP-0091	12/8/2023	16028C5	\$51,668.00
2000063100	Junaluska Sanitary District	205768	56900006	AIA-D-ARP-0190	12/8/2023	16028C5	\$8,310.00
2000063086	Ocracoke Sanitary District	205768	56900006	AIA-D-ARP-0095	12/12/2023	16028C5	\$22,000.00
2000062310	Town of Elkin	205768	56900006	AIA-D-ARP-0103	12/12/2023	16028C5	\$11,275.00
2000010708	City of Laurinburg	205768	56900006	AIA-D-ARP-0137	12/12/2023	16028C5	\$19,491.00
2000010724	Town of Mocksville	205768	56900006	AIA-D-ARP-0088	12/12/2023	16028C5	\$21,385.00
2000008642	Southwestern Wayne Sanitary District	205768	56900006	AIA-D-ARP-0145	12/12/2023	16028C5	\$120,000.00
2000063282	Town of River Bend	205768	56900006	AIA-D-ARP-0132	12/20/2023	16028C5	\$9,750.00

Disbursements for FY 2023-2024

Agreement Number (Internal)	Long Project and Recipient Desc	Project Account Budget Code Desc	Project Account GL Account	Long Project Account Desc	Transaction Time	Project Account GL Center	Transaction Amount
2000063418	Town of Star	205768	56900006	AIA-D-ARP-0034	12/19/2023	16028C5	\$17,500.00
2000063099	City of Laurinburg	205768	56900006	AIA-D-ARP-0137	12/19/2023	16028C5	\$9,225.00
2000067206	Town of Newland	205768	56900006	AIA-D-ARP-0237	12/19/2023	16028C5	\$40,000.00
2000063742	Town of Taylorsville	205768	56900006	AIA-D-ARP-0107	1/3/2024	16028C5	\$15,551.00
2000063441	Town of Pinebluff	205768	56900006	AIA-D-ARP-0112	1/3/2024	16028C5	\$19,770.00
2000063105	Town of Hobgood	205768	56900006	AIA-D-ARP-0070	1/5/2024	16028C5	\$77,000.00
2000063104	Town of Jefferson	205768	56900006	AIA-D-ARP-0121	1/9/2024	16028C5	\$9,400.00
2000063110	Town of Grimesland	205768	56900006	AIA-D-ARP-0163	1/10/2024	16028C5	\$46,250.00
2000064283	City of Hendersonville	205768	56900006	AIA-D-ARP-0091	10/10/2024	16028C5	\$53,406.00
2000063283	Town of Taylortown	205768	56900006	AIA-D-ARP-0023	1/16/2024	16028C5	\$15,000.00
2000010682	Town of Elkin	205768	56900006	AIA-D-ARP-0103	1/23/2024	16028C5	\$37,350.00
2000010724	Town of Mocksville	205768	56900006	AIA-D-ARP-0088	1/23/2024	16028C5	\$15,060.00
2000063113	Town of Autryville	205768	56900006	AIA-D-ARP-0009	1/23/2024	16028C5	\$38,550.00
2000063083	Junaluska Sanitary District	205768	56900006	AIA-D-ARP-0190	1/23/2024	16028C5	\$4,492.00
2000063288	Town of White Lake	205768	56900006	AIA-D-ARP-0089	1/23/2024	16028C5	\$4,460.00
2000067374	Bald Head Island	205768	56900006	AIA-D-ARP-0229	1/23/2024	16028C5	\$3,790.00
2000062310	Town of Elkin	205768	56900006	AIA-D-ARP-0103	1/23/2024	16028C5	\$7,285.00
2000063431	Southeastern Wayne Sanitary	205768	56900006	AIA-D-ARP-0144	1/30/2024	16028C5	\$57,000.00
2000067187	Town of Farmville	205768	56900006	AIA-D-ARP-0208	1/30/2024	16028C5	\$56,000.00
2000063173	Anson County	205768	56900006	AIA-D-ARP-0046	2/6/2024	16028C5	\$192,998.00
2000063412	Town of Wadesboro	205768	56900006	AIA-D-ARP-0090	2/7/2024	16028C5	\$76,250.00
2000063415	Town of Topsail Beach	205768	56900006	AIA-D-ARP-0169	2/7/2024	16028C5	\$21,750.00
2000063439	Town of Ramseur	205768	56900006	AIA-D-ARP-0028	2/7/2024	16028C5	\$3,553.00
2000063432	City of Shelby	205768	56900006	AIA-D-ARP-0094	2/14/2024	16028C5	\$39,755.00
2000063092	Town of White Lake	205768	56900006	AIA-D-ARP-0056	2/14/2024	16028C5	\$25,000.00
2000063092	City of Mount Airy	205768	56900006	AIA-D-ARP-0056	2/14/2024	16028C5	\$10,000.00
2000063157	Baton Water Corp	205768	56900006	AIA-D-ARP-0084	2/16/2024	16028C5	\$7,240.00
2000063433	Town of Selma	205768	56900006	AIA-D-ARP-0060	2/16/2024	16028C5	\$12,795.00
2000063136	Town of East Bend	205768	56900006	AIA-D-ARP-0026	2/15/2024	16028C5	\$10,300.00
2000063442	Town of Pinetops	205768	56900006	AIA-D-ARP-0022	2/22/2024	16028C5	\$7,270.00
2000064283	City of Hendersonville	205768	56900006	AIA-D-ARP-0022	2/14/2024	16028C5	\$40,830.00
2000067364	Town of Bald Head Island	205768	56900006	AIA-D-ARP-0229	2/22/2024	16028C5	\$10,075.00
2000063288	Town of White Lake	205768	56900006	AIA-D-ARP-0089	2/22/2024	16028C5	\$23,010.00
2000063742	Town of Taylorsville	205768	56900006	AIA-D-ARP-0107	2/22/2024	16028C5	\$28,825.00

Disbursements for FY 2023-2024

Agreement Number (Internal)	Long Project and Recipient Desc	Project Account Budget Code Desc	Project Account GL Account	Long Project Account Desc	Transaction Time	Project Account GL Center	Transaction Amount
2000063433	Town of Selma	205768	56900006	AIA-D-ARP-0060	2/27/2024	16028C5	\$13,575.00
2000063434	Town of Rosman	205768	56900006	AIA-D-ARP-0150	2/27/2024	16028C5	\$17,500.00
2000063433	town of Selma	205768	56900006	AIA-D-ARP-0060	2/27/2024	16028C5	\$11,975.00
2000063433	City of Laurinburg	205768	56900006	AIA-D-ARP-0137	2/27/2024	16028C5	\$18,938.00
2000063433	Town of Selma	205768	56900006	AIA-D-ARP-0060	3/5/2024	16028C5	\$5,427.00
2000063136	Town of East Bend	205768	56900006	AIA-D-ARP-0026	3/5/2024	16028C5	\$3,825.00
2000063094	Town of Mocksville	205768	56900006	AIA-D-ARP-0088	2/27/2024	16028C5	\$13,739.00
2000062310	Town of Elkin	205768	56900006	AIA-D-ARP-0103	2/27/2024	16028C5	\$14,380.00
2000063116	Fork Township Sanitary	205768	56900006	AIA-D-ARP-0142	3/12/2024	16028C5	\$200,000.00
2000064283	Hendersonville	205768	56900006	AIA-D-ARP-0091	3/13/2024	16028C5	\$22,090.00
2000063084	Northwestern Wayne Sanitary	205768	56900006	AIA-D-ARP-0160	3/12/2024	16028C5	\$70,000.00
2000063157	Baton Water Corp	205768	56900006	AIA-D-ARP-0084	3/15/2024	16028C5	\$32,985.00
2000063414	Troutman	205768	56900006	AIA-D-ARP-0123	3/18/2024	16028C5	\$35,812.00
2000063412	Wadesboro	205768	56900006	AIA-D-ARP-0090	3/18/2024	16028C5	\$16,950.00
2000067342	Old Fort	205768	56900006	AIA-D-ARP-0270 & 0271	3/20/2024	16028C5	\$2,880.00
2000063445	Pilot Mountain	205768	56900006	AIA-D-ARP-0020	3/20/2024	16028C5	\$18,200.00
2000063439	Ramseur	205768	56900006	AIA-D-ARP-0028	3/20/2024	16028C5	\$1,803.00
2000063088	Pamlico County	205768	56900006	AIA-D-ARP-0151	3/25/2024	16028C5	\$64,196.00
2000063442	Pinetops	205768	56900006	AIA-D-ARP-0022	3/20/2024	16028C5	\$3,076.00
2000067347	Elk Park	205768	56900006	AIA-D-ARP-0275	3/25/2024	16028C5	\$12,600.00
2000063286	Woodland	205768	56900006	AIA-D-ARP-0076	3/25/2024	16028C5	\$12,600.00
2000063288	White Lake	205768	56900006	AIA-D-ARP=0089	3/25/2024	16028C5	\$4,738.00
2000063443	Long View	205768	56900006	AIA-D-ARP-0102	4/2/2024	16028C5	\$32,500.00
2000067364	Bald Head Island	205768	56900006	AIA-D-ARP-0029	4/3/2024	16028C5	\$5,611.00
2000063441	Pinebluff	205768	56900006	AIA-D-ARP-0112	4/3/2024	16028C5	\$17,636.00
2000063140	Columbus County	205768	56900006	AIA-D-ARP-0096	4/2/2024	16028C5	\$47,700.00
2000063173	Anson County	205768	56900006	AIA-D-ARP-0046	4/2/2024	16028C5	\$15,040.00
2000067342	Old Fort	205768	56900006	AIA-D-ARP-0270 & 0271	4/3/2024	16028C5	\$6,840.00
2000063099	Laurinburg	205768	56900006	AIA-D-ARP-0137	4/2/2024	16028C5	\$21,620.00
2000067347	Elk Park	205768	56900006	AIA-D-ARP-0275	4/3/2024	16028C5	\$3,550.00
2000063441	Pinebluff	205768	56900006	AIA-D-ARP-0112	4/3/2024	16028C5	\$17,636.00
2000062310	Elkin	205768	56900006	AIA-D-ARP-0103	4/9/2024	16028C5	\$9,985.00

Disbursements for FY 2023-2024

Agreement Number (Internal)	Long Project and Recipient Desc	Project Account Budget Code Desc	Project Account GL Account	Long Project Account Desc	Transaction Time	Project Account GL Center	Transaction Amount
2000063282	River Bend	205768	56900006	AIA-D-ARP-0132	4/9/2024	16028C5	\$3,000.00
2000063157	Baton Water Corp	205768	56900006	AIA-D-ARP-0084	4/9/2024	16028C5	\$13,243.00
2000063101	Kure Beach	205768	56900006	AIA-D-ARP-0086	4/9/2024	16028C5	\$30,000.00
2000062259	Aberdeen	205768	56900006	AIA-D-ARP-0122	4/9/2024	16028C5	\$32,800.00
2000063415	Topsail Beach	205768	56900006	AIA-D-ARP-0169	4/9/2024	16028C5	\$21,000.00
2000063137	Conway	205768	56900006	AIA-D-ARP-0174	4/16/2024	16028C5	\$70,000.00
2000063433	Selma	205768	56900006	AIA-D-ARP-0060	4/16/2024	16028C5	\$8,276.00
2000063094	Mocksville	205768	56900006	AIA-D-ARP-0088	4/16/2024	16028C5	\$14,088.00
2000063092	Mount Airy	205768	56900006	AIA-D-ARP-0056	4/16/2024	16028C5	\$13,000.00
2000063149	Bunn	205768	56900006	AIA-D-ARP-0183	4/16/2024	16028C5	\$19,000.00
2000063434	Rosman	205768	56900006	AIA-D-ARP-0150	4/17/2024	16028C5	\$18,750.00
2000063104	Jefferson	205768	56900006	AIA-D-ARP-0121	4/24/2024	16028C5	\$27,837.00
2000067190	Marshville	205768	56900006	AIA-D-ARP-0211	4/17/2024	16028C5	\$14,049.00
2000063159	Belfast Patetown SD	205768	56900006	AIA-D-ARP-0143	4/17/2024	16028C5	\$90,000.00
2000063083	Junaluska Sanitary SD	205768	56900006	AIA-D-ARP-0190&AIA-W- ARP-0191	4/24/2024	16028C5	\$3,287.00
2000063811	Johnston County	205768	56900006	AIA-D-ARP-0158	4/24/2024	16028C5	\$75,048.00
2000067190	Marshville	205768	56900006	AIA-D-ARP-0211	4/24/2024	16028C5	\$30,753.00
2000063157	Baton Water Corporation	205768	56900006	AIA-D-ARP-0084	5/1/2024	16028C5	\$10,672.00
2000063789	Roanoke Rapids sanitary Dist	205768	56900006	AIA-D-ARP-0055	5/1/2024	16028C5	\$7,045.00
2000063431	Southeastern Wayne Sanitary	205768	56900006	AiA-D-ARP-0144	5/1/2024	16028C5	\$209,000.00
2000063131	Eastern Wayne Sanitary Dist	205768	56900006	AIA-D-ARP-0159	5/1/2024	16028C5	\$200,000.00
2000063084	Northwestern Wayne Sanitary	205768	56900006	AiA-D-ARP-0160	5/1/2024	16028C5	\$140,000.00
2000063095	Middlesex	205768	56900006	AIA-D-ARP-0030	5/1/2024	16028C5	\$75,000.00
2000063139	Columbus County	205768	56900006	AIA-D-ARP-0085	5/7/2024	16028C5	\$128,288.00
2000063111	Granite Falls	205768	56900006	AIA-D-ARP-0104	5/8/2024	16028C5	\$13,048.00
2000067283	Eastover Sanitary Dist	205768	56900006	AIA-D-ARP-0198	5/7/2024	16028C5	\$18,000.00
2000067350	Severn	205768	56900006	AIA-D-ARP-0278	5/8/2024	16028C5	\$65,000.00
2000067351	Severn	205768	56900006	AIA-W-ARP-0279	5/8/2024	16028C5	\$65,000.00
2000063100	Lake Junaluska	205768	56900006	AIA-D-ARP-0092	5/14/2024	16028C5	\$57,515.00
2000067348	Pfeiffer-north Stanly Water	205768	56900006	AIA-D-ARP-0276	5/14/2024	16028C5	\$86,000.00
2000063099	Laurinburg	205768	56900006	AIA-D-ARP-0137	5/14/2024	16028C5	\$16,492.00
2000063140	Columbus County Water Dist	205768	56900006	AIA-D-ARP-0096	5/14/2024	16028C5	\$71,550.00
2000063281	South Granville W&S	205768	56900006	AIA-D-ARP-0134	5/22/2024	16028C5	\$2,145.00

Disbursements for FY 2023-2024

Agreement Number (Internal)	Long Project and Recipient Desc	Project Account Budget Code Desc	Project Account GL Account	Long Project Account Desc	Transaction Time	Project Account GL Center	Transaction Amount
2000063415	Topsail Beach	205768	56900006	AIA-D-ARP-0169	5/22/2024	16028C5	\$7,150.00
2000067276	Newton Grove	205768	56900006	AIA-D-ARP-0256	5/22/2024	16028C5	\$68,450.00
2000063742	Taylorsville	205768	56900006	AIA-D-ARP-0107	5/22/2024	16028C5	\$3,567.00
2000067342	Old Fort	205768	56900006	AIA-D-ARP-0270 & 0271	5/22/2024	16028C5	\$7,407.00
2000063288	White lake	205768	56900006	AIA-D-ARP-0089	5/22/2024	16028C5	\$12,942.00
2000067347	Elk Park	205768	56900006	AIA-D-ARP-0275	5/22/2024	16028C5	\$8,305.00
2000063094	Mocksville	205768	56900006	AIA-D-ARP-0088	5/28/2024	16028C5	\$8,399.00
2000067274	Vance County	205768	56900006	AIA-D-ARP-0214	5/31/2024	16028C5	\$5,200.00
2000063281	South Granville W&S	205768	56900006	AIA-D-ARP-0134	5/31/2024	16028C5	\$22,752.00
2000063096	Micro	205768	56900006	AIA-D-ARP-0038	5/31/2024	16028C5	\$49,250.00
2000063445	Pilot Mountain	205768	56900006	AIA-D-ARP-0020	5/31/2024	16028C5	\$2,450.00
2000067364	Bald head island	205768	56900006	AIA-D-ARP-0229	5/31/2024	16028C5	\$14,277.00
2000067342	Old Fort	205768	56900006	AIA-D-ARP-0270 & 0271	5/31/2024	16028C5	\$1,515.00
2000067274	Vance County	205768	56900006	AIA-D-ARP-0214	6/5/2024	16028C5	\$9,800.00
2000064283	Hendersonville	205768	56900006	AIA-D-ARP-0091	6/5/2024	16028C5	\$20,546.00
2000067274	Vance County	205768	56900006	AIA-D-ARP-0214	6/5/2024	16028C5	\$9,800.00
2000063282	River Bend	205768	56900006	AIA-D-ARP-0132	6/5/2024	16028C5	\$53,200.00
2000063442	Pinetops	205768	56900006	AIA-D-ARP-0022	6/5/2024	16028C5	\$3,369.00
2000063157	Baton Water Corporation	205768	56900006	AIA-D-ARP-0084	6/4/2024	16028C5	\$13,120.00
2000063789	Roanoke Rapids sanitary Dist	205768	56900006	AIA-D-ARP-0055	6/11/2024	16028C5	\$3,937.00
2000063442	Pinetops	205768	56900006	AIA-D-ARP-0022	6/12/2024	16028C5	\$26,889.00
2000067233	Lincolnton	205768	56900006	AIA-D-ARP-0243	6/11/2024	16028C5	\$11,902.00
2000064283	Hendersonville	205768	56900006	AIA-D-ARP-0091	6/5/2024	16028C5	\$20,546.00
2000064283	Hendersonville	205768	56900006	AIA-D-ARP-0091	6/12/2024	16028C5	\$8,187.00
2000067248	Stovall	205768	56900006	AIA-D-ARP-0254	6/26/2024	16028C5	\$3,750.00
2000063787	Holly Springs	205768	56900006	AIA-D-ARP-0064	6/13/2024	16028C5	\$11,981.00
2000063445	Pilot Mountain	205768	56900006	AIA-D-ARP-0020	6/13/2024	16028C5	\$1,400.00
2000063430	Southern Pines	205768	56900006	AIA-D-ARP-0062	6/19/2024	16028C5	\$8,823.00
2000063432	Shelby	205768	56900006	AIA-D-ARP-0094	6/19/2024	16028C5	\$50,713.00
2000063415	Topsail Beach	205768	56900006	AIA-D-ARP-0169	6/19/2024	16028C5	\$29,850.00
2000067346	Boone	205768	56900006	AIA-D-ARP-0274	6/19/2024	16028C5	\$54,149.00
2000067202	Elizabeth City	205768	56900006	AIA-D-ARP-0233	6/19/2024	16028C5	\$15,000.00

Disbursements for FY 2023-2024

Agreement Number (Internal)	Long Project and Recipient Desc	Project Account Budget Code Desc	Project Account GL Account	Long Project Account Desc	Transaction Time	Project Account GL Center	Transaction Amount
Total						16028C5	\$5,162,195.00

Agreement Number (Internal)	Long Project and Recipient Desc	Project Account Budget Code Desc	Project Account GL Account	Long Project Account Desc	Transaction Time	Project Account GL Center	Transaction Amount
2000062312	Cape Fear Public Utility	24317	536919	MRF-W-ARP-0007	9/20/2023	228228C6	\$57,003.00
2000062753	Rutherford County	205768	56900006	MRF-W-ARP-0001	2/28/2024	16028C6	\$71,575.00
2000062312	Cape Fear Public Utility	205768	56900006	MRF-W-ARP-0007	5/22/2024	16028C6	\$68,137.00
2000062753	Rutherford County	205768	56900006	MRF-W-ARP-0001	5/31/2024	16028C6	\$77,425.00
Total						16028C6	\$274,140.00

Agreement Number (Internal)	Long Project and Recipient Desc	Project Account Budget Code Desc	Project Account GL Account	Long Project Account Desc	Transaction Time	Project Account GL Center	Transaction Amount
2000062707	Montgomery County	24317	536919	MRF-D-ARP-0012	9/13/2023	228228C7	\$6,000.00
2000062311	Cape Fear Public Utility	24317	536919	MRF-D-ARP-0006	9/20/2023	228228C7	\$57,003.00
2000062755	City of Durham	24317	536919	MRF-D-ARP-0013	9/27/2023	228228C7	\$380,000.00
2000062751	Orange Water & Sewer	24317	536919	MRF-D-ARP-0009	9/27/2023	228228C7	\$380,000.00
2000062752	Town of Pittsboro	24317	536919	MRF-D-ARP-0005	9/27/2023	228228C7	\$142,500.00
2000062707	Montgomery County	24317	536919	MRF-D-ARP-0012	9/27/2023	228228C7	\$500.00
2000062707	Montgomery County	205768	56900006	MRF-D-ARP-0012	11/21/2023	16028C7	\$1,000.00
2000062707	Montgomery County	205768	56900006	MRF-D-ARP-0012	11/21/2023	16028C7	\$1,500.00
2000062756	Chatham County	205768	56900006	MRF-D-ARP-0011	12/12/2023	16028C7	\$380,000.00
2000062707	Montgomery County	205768	56900006	MRF-D-ARP-0012	1/3/2024	16028C7	\$2,500.00
2000067131	Saluda	205768	56900006	MRF-D-ARP-0018	3/13/2024	16028C7	\$34,000.00
2000067131	Saluda	205768	56900006	MRF-D-ARP-0018	4/24/2024	16028C7	\$15,000.00
2000067131	Saluda	205768	56900006	MRF-D-ARP-0018	5/15/2024	16028C7	\$16,875.00
2000062750	Taylorsville	205768	56900006	MRF-D-ARP-0008	5/15/2024	16028C7	\$14,750.00
2000062311	Cape Fear Public Utility	205768	56900006	MRF-D-ARP-0006	5/22/2024	16028C7	\$68,137.00
Total						16028C7	\$1,499,765.00

Disbursements for FY 2023-2024

Agreement Number (Internal)	Long Project and Recipient Desc	Project Account Budget Code Desc	Project Account GL Account	Long Project Account Desc	Transaction Time	Project Account GL Center	Transaction Amount
2000067298	Mount Gilead	205769	56900006	SRP-SW-ARP-0027	4/17/2024	16028D1	\$27,385.00
2000067380	Spencer	205769	56900006	SRP-SW-ARP-0017	5/22/2024	16028D1	\$66,277.00
Total						16028D1	\$93,662.00

Agreement Number (Internal)	Long Project and Recipient Desc	Project Account Budget Code Desc/ BF	Project Account GL Account/ Nat Acct	Long Project Account Desc	Transaction Time	Project Account GL Center/ AMU	Transaction Amount
2000067460	Town of Spencer	205769	56900006	SRP-SW-ARP-0032	12/20/2023	16028D3	\$15,597.00
2000067460	Town of Spencer	205769	56900006	SRP-SW-ARP-0032	1/3/2024	16028D3	\$5,010.00
2000067461	Town of Tabor City	205769	56900006	SRP-SW-ARP-0033	1/10/2024	16028D3	\$24,800.00
2000067461	Town of Tabor City	205769	56900006	SRP-SW-ARP-0033	3/5/2024	16028D3	\$38,800.00
2000067125	Mount Olive	205769	56900006	SRP-SW-ARP-0050	3/13/2024	16028D3	\$42,732.00
2000067325	Cleveland County	205769	56900006	SRP-SW-ARP-0081	3/13/2024	16028D3	\$88,000.00
2000067460	Spencer	205769	56900006	SRP-SW-ARP-0032	3/20/2024	16028D3	\$1,530.00
2000067106	Garysburg	205769	56900006	SRP-SW-ARP-0057	3/25/2024	16028D3	\$18,000.00
2000069524	Washington	205769	56900006	SRP-SW-ARP-0095	4/3/2024	16028D3	\$21,348.00
2000067462	Washington	205769	56900006	SRP-SW-ARP-0038	4/3/2024	16028D3	\$9,625.00
2000067106	Garysburg	205769	56900006	SRP-SW-ARP-0057	4/3/2024	16028D3	\$18,600.00
2000067106	Garysburg	205769	56900006	SRP-SW-ARP-0057	4/9/2024	16028D3	\$9,000.00
2000069524	Washington	205769	56900006	SRP-SW-ARP-0095	4/9/2024	16028D3	\$1,002.00
2000067106	Garysburg	205769	56900006	SRP-SW-ARP-0057	4/16/2024	16028D3	\$5,400.00
2000067525	Smithfield	205769	56900006	SRP-SW-ARP-0056	4/16/2024	16028D3	\$11,780.00
2000067126	Waynesville	205769	56900006	SRP-SW-ARP-0060	4/16/2024	16028D3	\$40,400.00
2000067525	Smithfield	205769	56900006	SRP-SW-ARP-0056	4/24/2024	16028D3	\$13,762.00
2000067106	Garysburg	205769	56900006	SRP-SW-ARP-0057	4/24/2024	16028D3	\$81,000.00
2000067525	Smithfield	205769	56900006	SRP-SW-ARP-0056	5/1/2024	16028D3	\$6,063.00
2000067462	Washington	205769	56900006	SRP-SW-ARP-0038	5/8/2024	16028D3	\$27,125.00
2000069524	Washington	205769	56900006	SRP-SW-ARP-0095	5/8/2024	16028D3	\$5,920.00

Disbursements for FY 2023-2024

Agreement Number (Internal)	Long Project and Recipient Desc	Project Account Budget Code Desc	Project Account GL Account	Long Project Account Desc	Transaction Time	Project Account GL Center	Transaction Amount
2000067460	Spencer	205769	56900006	SRP-SW-ARP-0032	5/8/2024	16028D3	\$2,645.00
2000067525	Smithfield	205769	56900006	SRP-SW-ARP-0056	5/8/2024	16028D3	\$54,259.00
2000067318	Selma	205769	56900006	SRP-SW-ARP-0072	5/7/2024	16028D3	\$4,855.00
2000067318	Selma	205769	56900006	SRP-SW-ARP-0072	5/14/2024	16028D3	\$4,990.00
2000067460	Spencer	205769	56900006	SRP-SW-ARP-0032	5/22/2024	16028D3	\$2,178.00
2000067318	Selma	205769	56900006	SRP-SW-ARP-0072	5/21/2024	16028D3	\$1,550.00
2000067366	Kannapolis	205769	56900006	SRP-SW-ARP-0075	5/28/2024	16028D3	\$39,000.00
2000067126	Waynesville	205769	56900006	SRP-SW-ARP-0060	5/31/2024	16028D3	\$16,000.00
2000067121	Greensboro	205769	56900006	SRP-SW-ARP-037	5/28/2024	16028D3	\$380,000.00
2000067378	Cerro Gordo	205769	56900006	SRP-SW-ARP-0031	5/28/2024	16028D3	\$120,750.00
2000067318	Selma	205769	56900006	SRP-SW-ARP-007	5/28/2024	16028D3	\$5,775.00
2000069524	Washington	205769	56900006	SRP-SW-ARP-0095	6/5/2024	16028D3	\$2,099.00
2000067462	Washington	205769	56900006	SRP-SW-ARP-0038	6/5/2024	16028D3	\$14,180.00
2000067460	Spencer	205769	56900006	SRP-SW-ARP-0032	6/12/2024	16028D3	\$400.00
2000067288	Winterville	205769	56900006	SRP-SW-ARP-0062	6/12/2024	16028D3	\$42,775.00
2000067018	Morganton	205769	56900006	SRP-SW-aRP-0048	6/11/2024	16028D3	\$16,320.00
2000067377	Woodland	205769	56900006	SRP-SW-ARP-0063	6/13/2024	16028D3	\$70,665.00
2000069485	Dunn	205769	56900006	SRP-SW-ARP-0095	6/18/2024	16028D3	\$169,692.00
2000067377	Woodland	205769	56900006	SRP-SW-ARP-0063	6/19/2024	16028D3	\$21,517.00
Total						16028D3	\$1,455,144.00

Agreement Number (Internal)	Long Project and Recipient Desc	Project Account Budget Code Desc/ BF	Project Account GL Account/ Nat Acct	Long Project Account Desc	Transaction Time	Project Account GL Center/ AMU	Transaction Amount
2000057654	City of Dunn	24317	536919	SRP-SW-ARP-0003	7/6/2023	228328D4	\$331,550.00
2000057654	City of Dunn	24317	536919	SRP-SW-ARP-0003	7/12/2023	228328D4	\$17,450.00
2000057658	Town of Madison	205769	536900006	SRP-SW-ARP-0002	1/23/2024	16028D4	\$19,000.00
2000057657	New Bern	205769	536900006	SRP-SW-ARP-000	5/22/2024	16028D4	\$49,260.00
Total						16028D4	\$417,260.00

Disbursements for FY 2023-2024

Agreement Number (Internal)	Long Project and Recipient Desc	Project Account Budget Code Desc	Project Account GL Account	Long Project Account Desc	Transaction Time	Project Account GL Center	Transaction Amount
2000039319	Town of Enfield	24327	536919	E-SRP-W-20-0179	7/12/2023	2328	\$26,396.00
2000010684	Town of Enfield	24327	536919	E-SRP-W-20-0179	8/15/2023	2328	\$28,920.00
2000040903	Town of Woodland	205948	536900006	E-SRP-W-0200	10/23/2023	0	\$177,000.00
2000039104	Sampson County	205948	536900006	H-SRP-D-18-0168	1/5/2024	0	\$14,783.00
2000039280	Town of Bailey	205948	536900006	E-SRP-W-0176	2/22/2024	0	\$131,112.00
2000039319	Enfield	205948	536900006	E-SRP-W-20-0179	3/25/2024	0	\$61,481.00
2000040928	Dublin	205948	536900006	SRP-W-182&VUR-W- ARP-22	4/24/2024	0	\$33,019.00
2000039022	Mount Airy	205948	536900006	E-SAP-W-19-0022	5/8/2024	0	\$80,275.00
2000039280	Bailey	205948	536900006	E-SRP-W-0176	5/31/2024	0	\$46,782.00
Total						0	\$599,768.00

Agreement Number (Internal)	Long Project and Recipient Desc	Project Account Budget Code Desc	Project Account GL Account	Long Project Account Desc	Transaction Time	Project Account GL Center/AMU	Transaction Amount
2000039067	Lake Waccamaw	205948	56900006	SRP-D-17-0135	5/22/2024	1602325	\$102,607.00
2000039067	Lake Waccamaw	205948	56900006	SRP-D-17-0135	5/31/2024	1602325	\$11,151.00
Total							\$113,758.00

Agreement Number (Internal)	Long Project and Recipient Desc	Project Account Budget Code Desc	Project Account GL Account	Long Project Account Desc	Transaction Time	Project Account GL Center/AMU	Transaction Amount
2000057311	Town of Wilkesboro	24327	536919	SRP-D-ARP-0208	7/20/2023	2328328A	\$821,301.00
2000057311	Town of Wilkesboro	24327	536919	SRP-D-ARP-0208	9/20/2023	2328328A	\$295,145.00
2000016394	Madison County	205948	536900006	SRP-D-ARP-0206	12/7/2023	160328A	\$357,669.00

Disbursements for FY 2023-2024

Agreement Number (Internal)	Long Project and Recipient Desc	Project Account Budget Code Desc	Project Account GL Account	Long Project Account Desc	Transaction Time	Project Account GL Center	Transaction Amount
2000011282	Town of Jamesville	205948	536900006	SRP-D-ARP-0111	12/8/2023	160328A	\$565,130.00
2000010875	Wilkes County	205948	536900006	SRP-D-ARP-0137	12/12/2023	160328A	\$311,189.00
2000011282	Town of Jamesville	205948	536900006	SRP-D-ARP-0111	1/24/2024	160328A	\$556,696.00
2000061503	Town of Selma	205948	536900006	SRP-W-ARP-0233	2/6/2024	160328A	\$193,812.00
2000010745	Town of Selma	205948	536900006	SRP-D-ARP-0096	2/6/2024	160328A	\$52,350.00
2000065398	Stokes County	205948	536900006	SRP-D-ARP-0209	2/7/2024	160328A	\$27,900.00
Total						160328A	\$3,181,192.00

Agreement Number (Internal)	Long Project and Recipient Desc	Project Account Budget Code Desc	Project Account GL Account	Long Project Account Desc	Transaction Time	Project Account GL Center	Transaction Amount
2000045952	City of Saluda	24327	536919	E-AIA-W-21-0218	7/6/2023	2346	\$21,225.00
2000057738	City of Belmont	24327	536919	E-AIA-W-0251	7/6/2023	2346	\$6,850.00
2000045944	Town of Kenly	24327	536919	E-AIA-W-21-0227	7/26/2023	2346	\$3,150.00
2000058067	Town of Hertford	24327	536919	E-AIA-W-0260	7/26/2023	2346	\$4,000.00
2000039300	City of Randleman	24327	536919	E-AIA-W-20-0189	8/2/2023	2346	\$82,400.00
2000045944	Town of Kenly	24327	536919	E-AIA-W-21-0227	8/2/2023	2346	\$1,575.00
2000039302	Town of Louisburg	24327	536919	E-AIA-W-20-0193	8/2/2023	2346	\$7,000.00
2000057776	Town of Rose Hill	24327	536919	E-AIA-W-0257	8/2/2023	2346	\$9,250.00
2000045929	Town of Liberty	24327	536919	E-AIA-W-21-0223	8/2/2023	2346	\$68,371.00
2000057776	Town of Rose Hill	24327	536919	E-AIA-W-0257	8/2/2023	2346	\$7,997.00
2000058064	Town of Robbins	24327	536919	E-AIA-W-0253	8/9/2023	2346	\$10,500.00
2000045968	Town of Sparta	24327	536919	E-AIA-W-21-0240	8/16/2023	2346	\$84,000.00
2000045949	City of Kinston	24327	536919	E-AIA-W-21-0215	8/23/2023	2346	\$38,423.00
2000045944	Town of Kenly	24327	536919	E-AIA-W-21-0227	8/30/2023	2346	\$3,150.00
2000058067	Town of Hertford	24327	536919	E-AIA-W-0260	8/30/2023	2346	\$87,000.00
2000058064	Town of Robbins	24327	536919	E-AIA-W-0253	9/7/2023	2346	\$3,000.00
2000057738	City of Belmont	24327	536919	E-AIA-W-0251	9/13/2023	2346	\$2,275.00
2000039135	Town of Garland	24327	536919	E-AIA-W-19-0156	9/13/2023	2346	\$108,571.00
2000045976	Town of Smithfield	24327	536919	E-AIA-W-21-0231	9/13/2023	2346	\$12,888.00
2000039309	Town of Marshville	24327	536919	E-AIA-W-20-0211	9/13/2023	2346	\$18,658.00
2000045980	Yadkin Valley Sewer Authority	24327	536919	E-AIA-W-21-0214	9/20/2023	2346	\$55,622.00

Disbursements for FY 2023-2024

Agreement Number (Internal)	Long Project and Recipient Desc	Project Account Budget Code Desc	Project Account GL Account	Long Project Account Desc	Transaction Time	Project Account GL Center	Transaction Amount
2000045952	City of Saluda	24327	536919	E-AIA-W-21-0218	9/20/2023	2346	\$7,075.00
2000057744	Town of Mount Gilead	24327	536919	E-AIA-W-0244	9/27/2023	2346	\$40,750.00
2000045967	Halifax County	24327	536919	E-AIA-W-21-0238	9/27/2023	2346	\$92,353.00
2000058089	Town of Belhaven	205950	56900006	E-AIA-W-0263	10/23/2023	0	\$49,875.00
2000045944	Town of Kenly	205950	56900006	E-AIA-W-21-0227	10/26/2023	0	\$3,150.00
2000045926	Town of Selma	205950	56900006	E-AIA-W-21-0220	10/26/2023	0	\$35,172.00
2000058064	Town of Robbins	205950	56900006	E-AIA-W-0253	11/2/2023	0	\$28,500.00
2000045950	City of Archdale	205950	56900006	E-AIA-W-21-0216	11/21/2023	0	\$10,663.00
2000045946	Town of Sharpsburg	205950	56900006	E-AIA-W-21-0212	11/21/2023	0	\$50,000.00
2000039294	Town of Wadesboro	205950	56900006	E-AIA-W-20-0181	11/21/2023	0	\$7,750.00
2000043906	Town of Lowell	205950	56900006	E-AIA-W-20-0205	11/21/2023	0	\$67,521.00
2000057776	Town of Rose Hill	205950	56900006	E-AIA-W-0257	11/20/2023	0	\$3,338.00
2000058064	Town of Robbins	205950	56900006	E-AIA-W-0253	12/8/2023	0	\$6,000.00
2000058089	Town of Belhaven	205950	56900006	E-AIA-W-0263	12/8/2023	0	\$16,075.00
2000058067	Town of Hertford	205950	56900006	E-AIA-W-0260	12/14/2023	0	\$6,500.00
2000057776	Town of Rose Hill	205950	56900006	E-AIA-W-0257	1/2/2024	0	\$3,900.00
2000057744	Town of Mount Gilead	205950	56900006	E-AIA-W-0244	1/3/2024	0	\$28,450.00
2000058089	Town of Belhaven	205950	56900006	E-AIA-W-0263	2/7/2024	0	\$16,625.00
2000057959	Town of Bolton	205950	56900006	E-AIA-W-0265	2/14/2024	0	\$34,000.00
2000058064	Town of Robbins	205950	56900006	E-AIA-W-0253	2/14/2024	0	\$15,000.00
2000058067	Town of Hertford	205950	56900006	E-AIA-W-0260	2/22/2024	0	\$13,250.00
2000058064	Town of Robbins	205950	56900006	E-AIA-W-0253	2/28/2024	0	\$3,000.00
2000058089	Town of Belhaven	205950	56900006	E-AIA-W-0263	3/5/2024	0	\$6,408.00
2000057776	Town of Rose Hill	205950	56900006	E-AIA-W-0257	3/12/2024	0	\$1,500.00
2000039302	Town of Louisburg	205950	56900006	E-AIA-W-20-0193	3/9/2024	0	\$500.00
2000058067	Hertford	205950	56900006	E-AIA-W-0260	3/20/2024	0	\$2,050.00
2000057740	Troy	205950	56900006	E-AIA-W-0248	3/25/2024	0	\$12,425.00
2000045946	Sharpsburg	205950	56900006	E-AIA-W-21-0212	3/25/2024	0	\$16,000.00
2000045926	Selma	205950	56900006	E-AIA-W-21-0220	4/9/2024	0	\$7,500.00
2000058089	Belhaven	205950	56900006	E-AIA-W-0263	4/24/2024	0	\$4,018.00
2000039300	Randleman	205950	56900006	E-AIA-W-20-0189	5/8/2024	0	\$7,500.00
2000058064	Robbins	205950	56900006	AIA-W-0253	5/22/2024	0	\$3,000.00
2000039297	ALake Waccamaw	205950	56900006	E-AIA-W-20-0185	5/31/2024	0	\$84,814.00
2000057740	Troy	205950	56900006	AIA-W-0248	5/28/2024	0	\$33,650.00

Disbursements for FY 2023-2024

Agreement Number (Internal)	Long Project and Recipient Desc	Project Account Budget Code Desc	Project Account GL Account	Long Project Account Desc	Transaction Time	Project Account GL Center	Transaction Amount
2000045967	Halifax County	205950	56900006	E-AIA-W-21-0238	6/11/2024	0	\$30,148.00
2000058089	Belhaven	205950	56900006	AIA-W-0263	6/19/2024	0	\$19,125.00
Total						0	\$1,403,490.00

Agreement Number (Internal)	Long Project and Recipient Desc	Project Account Budget Code Desc	Project Account GL Account	Long Project Account Desc	Transaction Time	Project Account GL Center	Transaction Amount
2000045951	City of Saluda	24327	536919	H-AIA-D-21-0217	7/6/2023	2347	\$5,350.00
2000057919	City of Belmont	24327	536919	H-AIA-D-0264	7/6/2023	2347	\$4,525.00
2000039333	Town of Valdese	24327	536919	H-AIA-D-20-0203	7/20/2023	2347	\$15,159.00
2000045970	Town of Kenly	24327	536919	H-AIA-D-21-0237	7/26/2023	2347	\$6,300.00
2000057920	Town of Murfreesboro	24327	536919	H-AIA-D-0266	7/26/2023	2347	\$42,500.00
2000045970	Town of Kenly	24327	536919	H-AIA-D-21-0237	8/2/2023	2347	\$11,025.00
2000039330	Town of Louisburg	24327	536919	H-AIA-D-20-0200	8/2/2023	2347	\$17,000.00
2000057920	Town of Murfreesboro	24327	536919	H-AIA-D-0266	8/2/2023	2347	\$15,500.00
2000039335	Town of Liberty	24327	536919	H-AIA-D-20-0207	8/2/2023	2347	\$72,200.00
2000039102	Columbus County	24327	536919	H-AIA-D-19-0154	8/9/2023	2347	\$13,900.00
2000045966	Town of Fairmont	24327	536919	H-AIA-D-21-02039	8/9/2023	2347	\$24,950.00
2000045969	Town of Sparta	24327	536919	H-AIA-D-21-0241	8/16/2023	2347	\$48,100.00
2000045970	Town of Kenly	24327	536919	H-AIA-D-21-0237	8/23/2023	2347	\$18,900.00
2000057919	City of Belmont	24327	536919	H-AIA-D-0264	9/13/2023	2347	\$5,000.00
2000045951	City of Saluda	24327	536919	H-AIA-D-21-0217	9/13/2023	2347	\$7,075.00
2000039132	Town of Ellerbe	24327	536919	H-AIA-D-19-0173	9/13/2023	2347	\$30,500.00
2000039088	City of Kinston	24327	536919	H-AIA-D-18-0123	9/13/2023	2347	\$123,701.00
2000058115	Town of Mount Gilead	24327	536919	H-AIA-D-0250	9/27/2023	2347	\$48,500.00
2000057922	Town of Walnut Cover	24327	536919	H-AIA-D-0258	9/27/2023	2347	\$34,125.00
2000058068	Town of Belhaven	205951	56900006	H-AIA-D-0262	10/23/2023	0	\$31,925.00
2000045970	Town of Kenly	205951	56900006	H-AIA-D-21-0237	10/26/2023	0	\$25,200.00
2000045947	Town of Sharpsburg	205951	56900006	H-AIA-D-21-0221	10/26/2023	0	\$50,000.00
2000045970	Town of Kenly	205951	56900006	H-AIA-D-21-0237	11/2/2023	0	\$1,575.00
2000057919	City of Belmont	205951	56900006	AIA-D-0264	11/2/2023	0	\$7,375.00
2000045966	Town of Fairmont	205951	56900006	H-AIA-D-21-0239	11/21/2023	0	\$45,625.00

Disbursements for FY 2023-2024

Agreement Number (Internal)	Long Project and Recipient Desc	Project Account Budget Code Desc	Project Account GL Account	Long Project Account Desc	Transaction Time	Project Account GL Center	Transaction Amount
2000058068	Town of Belhaven	205951	56900006	AIA-D-0262	12/8/2023	0	\$15,200.00
2000058066	Town of Hertford	205951	56900006	AIA-D-0259	12/8/2023	0	\$50,000.00
2000058068	Town of Belhaven	205951	56900006	AIA-D-0262	12/13/2023	0	\$7,600.00
2000045966	Town of Fairmont	205951	56900006	H-AIA-D-21-0239	12/13/2023	0	\$18,562.00
2000058066	Town of Hertford	205951	56900006	AIA-D-0259	12/13/2023	0	\$22,125.00
2000045964	Town of Chocowinity	205951	56900006	H-AIA-D-21-0219	1/5/2024	0	\$64,950.00
2000045942	Town of Red Springs	205951	56900006	H-AIA-D-21-0225	1/5/2024	0	\$7,500.00
2000039332	Town of Hot Springs	205951	56900006	H-AIA-D-20-0202	1/10/2024	0	\$2,950.00
2000057919	City of Belmont	205951	56900006	AIA-D-0264	1/23/2024	0	\$24,525.00
2000010699	Town of Hertford	205951	56900006	AIA-D-0259	1/23/2024	0	\$16,500.00
2000058068	Town of Belhaven	205951	56900006	AIA-D-0262	2/7/2024	0	\$3,700.00
2000058099	Town of Bolton	205951	56900006	AIA-D-0252	2/8/2024	0	\$31,250.00
2000058066	Town of Hertford	205951	56900006	H-AIA-D-0259	2/14/2024	0	\$6,550.00
2000045971	Town of Scotland Neck	205951	56900006	H-AIA-D-21-0236	2/16/2024	0	\$29,750.00
2000057919	City of Belmont	205951	56900006	AIA-D-0264	3/5/2024	0	\$10,652.00
2000039330	Louisburg	205951	56900006	H-AIA-D-20-0200	3/9/2024	0	\$5,500.00
2000057958	Jonesville	205951	56900006	AIA-D-0247	3/13/2024	0	\$68,696.00
2000058066	Hertford	205951	56900006	AIA-D-0259	3/20/2024	0	\$8,900.00
2000045947	Sharpsburg	205951	56900006	H-AIA-D-21-0221	3/25/2024	0	\$16,000.00
2000057919	Belmont	205951	56900006	AIA-D-0264	4/9/2024	0	\$44,425.00
2000045964	Chocowinity	205951	56900006	AIA-D-21-0219	4/16/2024	0	\$13,950.00
2000058068	Belhaven	205951	56900006	AIA-D-0262	4/24/2024	0	\$14,998.00
2000057740	Troy	205951	56900006	AIA-W-0248	5/1/2024	0	\$4,425.00
2000039331	Randleman	205951	56900006	AIA-D-20-0201	5/8/2024	0	\$28,200.00
2000039324	Dublin	205951	56900006	H-AIA-D-20-0190	5/15/2024	0	\$65,000.00
2000045947	Sharpsburg	205951	56900006	H-AIA-D-21-0221	5/15/2024	0	\$73,750.00
2000045965	Lumberton	205951	56900006	H-AIA-D-21-0242	5/31/2024	0	\$7,761.00
2000039320	Troy	205951	56900006	H-AIA-D-18-0137	5/28/2024	0	\$96,484.00
2000057919	Belmont	205951	56900006	AIA-D-0264	5/31/2024	0	\$28,750.00
2000057920	Murfreesboro	205951	56900006	AIA-D-0266	5/31/2024	0	\$8,000.00
2000045973	Bryson City	205951	56900006	AIA-D-21-0235	5/31/2024	0	\$8,010.00
2000039321	Jonesville	205951	56900006	AIA-D-19-0167	6/26/2024	0	\$10,000.00
2000058068	Belhaven	205951	56900006	AIA-D-0262	6/19/2024	0	\$27,075.00
Total						0	\$1,547,748.00

Disbursements for FY 2023-2024

Agreement Number (Internal)	Long Project and Recipient Desc	Project Account Budget Code Desc	Project Account GL Account	Long Project Account Desc	Transaction Time	Project Account GL Center	Transaction Amount
--------------------------------	---------------------------------	---	----------------------------------	---------------------------	------------------	---------------------------	--------------------

Agreement Number (Internal)	Long Project and Recipient Desc	Project Account Budget Code Desc	Project Account GL Account	Long Project Account Desc	Transaction Time	Project Account GL Center	Transaction Amount
2000047531	Town of Benson	24327	536919	E-MRF-W-21-0045	7/6/2023	2348	6,200.00
2000058008	Town of Old Fort	24327	536919	MRF-W-0059	7/12/2023	2348	6,650.00
2000058008	Town of Old Fort	24327	536919	MRF-W-0059	7/26/2023	2348	6,750.00
2000058008	Town of Old Fort	205952	56900006	MRF-W-0059	12/7/2023	0	6,000.00
2000058010	Town of Weldon	205952	56900006	MRF-W-0056	12/8/2023	0	34,397.00
2000010549	Town of Old Fort	205952	56900006	MRF-W-0059	12/8/2023	0	7,100.00
2000045898	White Lake	205952	56900006	E-MRF-W-21-0041	3/25/2024	0	14,000.00
Total						0	81,097.00

Agreement Number (Internal)	Long Project and Recipient Desc	Project Account Budget Code Desc	Project Account GL Account	Long Project Account Desc	Transaction Time	Project Account GL Center	Transaction Amount
2000058009	Town of Old Fort	24327	536919	MRF-D-0057	7/6/2023	2349	\$6,650.00
2000058009	Town of Old Fort	24327	536919	MRF-D-0057	7/26/2023	2349	\$6,750.00
2000058013	Town of N Wilkesboro	24327	536919	MRF-D-0053	8/2/2023	2349	\$11,700.00
2000058013	Town of N Wilkesboro	24327	536919	MRF-D-0053	8/2/2023	2349	\$12,250.00
2000058013	Town of N Wilkesboro	24327	536919	MRF-D-0053	8/30/2023	2349	\$1,700.00
2000058011	Town of Shallotte	205953	56900006	MRF-D-0055	11/21/2023	0	\$50,000.00
2000058009	Town of Old Fort	205953	56900006	MRF-D-0057	12/7/2023	0	\$6,000.00
2000010549	Town of Old Fort	205953	56900006	MRF-D-0057	12/8/2023	0	\$7,100.00
2000010767	Town of Weldon	205953	56900006	MRF-D-0058	12/8/2023	0	\$34,344.00
Total						0	\$136,494.00

Disbursements for FY 2023-2024

Agreement Number (Internal)	Long Project and Recipient Desc	Project Account Budget Code Desc	Project Account GL Account	Long Project Account Desc	Transaction Time	Project Account GL Center	Transaction Amount
2000050919	Town of Jamesville	24327	536919	AIA-D-VUR-0006	7/26/2023	2370	\$53,000.00
2000050918	Town of Jamesville	24327	536919	AIA-W-VUR-0005	7/26/2023	2370	\$19,700.00
2000050936	Town of Williamston	24327	536919	AIA-D-VUR-0011	8/9/2023	2370	\$106,725.00
2000010845	Town of Bath	24327	536919	AIA-W-VUR-0012	8/23/2023	2370	\$29,580.00
2000010845	Town of Bath	24327	536919	AIA-D-VUR-0013	8/23/2023	2370	\$15,600.00
2000050932	Town of Fremont	24327	536919	AIA-D-VUR-0003	8/23/2023	2370	\$20,150.00
2000050935	Town of Fremont	24327	536919	AIA-W-VUR-0003	8/23/2023	2370	\$6,500.00
2000010771	Town of Williamston	24327	536919	AIA-D-VUR-0011	9/20/2023	2370	\$23,025.00
2000050935	Town of Fremont	205958	56900006	AIA-W-VUR-0003	10/25/2023	0	\$2,550.00
2000050938	City of Goldsboro	205958	56900006	AIA-D-VUR-0004	11/2/2023	0	\$148,500.00
2000050932	Town of Fremont	205958	56900006	AIA-D-VUR-0003	11/2/2023	0	\$18,050.00
2000050934	Town of Fallston	205958	56900006	AIA-D-VUR-0002	11/2/2023	0	\$9,986.00
2000050933	Town of Fallston	205958	56900006	AIA-W-VUR-0002	11/16/2023	0	\$103,156.00
2000058354	Lumber River Council of Gov't	205958	56900006	AIA-D-VUR-0016	11/16/2023	0	\$25,015.00
2000058355	Lumber River Council of Gov't	205958	56900006	AIA-W-VUR-0017	11/16/2023	0	\$44,420.00
2000050939	City of Goldsboro	205958	56900006	AIA-W-VUR-0004	11/21/2023	0	\$149,300.00
2000011282	Town of Jamesville	205958	56900006	AIA-W-VUR-0005	11/21/2023	0	\$10,750.00
2000011282	Town of Jamesville	205958	56900006	AIA-D-VUR-0006	11/21/2023	0	\$14,050.00
2000060434	Town of Eureka	205958	56900006	AIA-W-VUR-0001	11/21/2023	0	\$54,900.00
2000058355	Lumber River Council of Gov't	205958	56900006	AIA-W-VUR-0017	12/7/2023	0	\$41,291.00
2000058354	Lumber River Council of Gov't	205958	56900006	AIA-D-VUR-0016	12/7/2023	0	\$21,330.00
2000058006	Town of Bath	205958	56900006	AIA-W-VUR-0012	12/8/2023	0	\$8,145.00
2000058004	Town of Bath	205958	56900006	AIA-D-VUR-0013	12/8/2023	0	\$7,785.00
2000050932	Town of Fremont	205958	56900006	AIA-D-VUR-0003	12/8/2023	0	\$15,600.00
2000050935	Town of Fremont	205958	56900006	AIA-W-VUR-0003	12/8/2023	0	\$7,050.00
2000050918	Town of Jamesville	205958	56900006	AIA-W-VUR-0005	12/8/2023	0	\$5,950.00
2000050919	Town of Jamesville	205958	56900006	AIA-W-VUR-0006	12/8/2023	0	\$4,500.00
2000050931	Town of Hamilton	205958	56900006	AIA-D-VUR-0005	12/14/2023	0	\$12,021.00
2000050932	Town of Fremont	205958	56900006	AIA-D-VUR-0003	1/3/2024	0	\$4,200.00

Disbursements for FY 2023-2024

Agreement Number (Internal)	Long Project and Recipient Desc	Project Account Budget Code Desc	Project Account GL Account	Long Project Account Desc	Transaction Time	Project Account GL Center	Transaction Amount
2000050935	Town of Fremont	205958	56900006	AIA-W-VUR-0003	1/3/2024	0	\$2,850.00
2000058014	Town of Elm City	205958	56900006	AIA-W-VUR-0015	1/23/2024	0	\$38,000.00
2000058094	Town of Greenevers	205958	56900006	AIA-W-VUR-0019	2/7/2024	0	\$52,280.00
2000058093	Town of Greenevers	205958	56900006	AIA-D-VUR-0018	2/8/2024	0	\$26,200.00
2000050937	Wayne County	205958	56900006	AIA-W-VUR-0009	2/14/2024	0	\$142,500.00
2000058006	Town of Bath	205958	56900006	AIA-W-VUR-0012	2/28/2024	0	\$12,810.00
2000010845	Town of Bath	205958	56900006	AIA-D-VUR--0013	2/28/2024	0	\$8,700.00
2000050936	Williamston	205958	56900006	AIA-D-VUR-0011	3/9/2024	0	\$3,075.00
2000058014	Elm City	205958	56900006	AIA-W-VUR-0015	4/11/2024	0	\$159,500.00
2000058355	Lumber River Council of Gov't	205958	56900006	AIA-W-VUR-0017	5/1/2024	0	\$9,200.00
2000058354	Lumber River Council of Governments	205958	56900006	AIA-D-VUR-0016	5/1/2024	0	\$6,551.00
2000050935	Fremont	205958	56900006	AIA-W-VUR-0003	5/8/2024	0	\$57,800.00
2000058354	Lumber River Council of Gov't	205958	56900006	AIA-D-VUR-0016	5/21/2024	0	\$11,114.00
2000058355	Lumber River Council of Gov't	205958	56900006	AIA-W-VUR-0017	5/21/2024	0	\$21,124.00
2000050931	Hamilton	205958	56900006	AIA-D-VUR-0005	5/31/2024	0	\$10,386.00
2000050937	Wayne County	205958	56900006	AIA-W-VUR-0009	6/12/2024	0	\$2,850.00
Total						0	\$1,547,769.00

Agreement Number (Internal)	Long Project and Recipient Desc	Project Account Budget Code Desc	Project Account GL Account	Long Project Account Desc	Transaction Time	Project Account GL Center	Transaction Amount
2000058090	Town of Hertford	24327	536919	MRF-W-VUR-0005	8/30/2023	2371	\$7,400.00
2000058353	Lumber River Council of Gov't	205959	56900006	MRF-W-VUR-0004	11/2/2023	0	\$9,794.00
2000058353	Lumber River Council of Gov't	205959	56900006	MRF-W-VUR-0004	11/20/2023	0	\$2,029.00
2000058353	Lumber River Council of Gov't	205959	56900006	MRF-W-VUR-0004	12/7/2023	0	\$6,358.00
2000058090	Town of Hertford	205959	56900006	MRF-W-VUR-0005	12/8/2023	0	\$8,100.00
2000058090	Town of Hertford	205959	56900006	MRF-W-VUR-0005	2/22/2024	0	\$2,950.00
2000058353	Lumber River Council of Governments	205959	56900006	MRF-M-VUR-0004	5/1/2024	0	\$32,270.00
2000058353	Lumber River Council of Gov't	205959	56900006	MRF-M-VUR-0004	5/21/2024	0	\$5,896.00
Total						0	\$74,797.00

Disbursements for FY 2023-2024

Agreement Number (Internal)	Long Project and Recipient Desc	Project Account Budget Code Desc	Project Account GL Account	Long Project Account Desc	Transaction Time	Project Account GL Center	Transaction Amount
2000050902	Townf Eureka	24327	536919	EOG-W-VUR-0001	7/19/2023	2373	\$35,034.00
2000070647	Cliffside Sanitary	205961	56900006	EOG-W-VUR-0006	10/23/2023	0	\$65,000.00
2000073305	Townf Eureka	205961	56900006	EOG-W-VUR-0001	3/5/2024	0	\$100,000.00
Total						0	\$200,034.00

Agreement Number (Internal)	Long Project and Recipient Desc	Project Account Budget Code Desc	Project Account GL Account	Long Project Account Desc	Transaction Time	Project Account GL Center	Transaction Amount
2000069081	Town of Kingstown			VUR-T-ARP-0048	7/12/2023		\$77.20
2000069860	Bay River MSD			VUR-T-ARP-0006	8/30/2023		\$606.50
2000070215	Town of Gibson			VUR-T-ARP-0034	9/13/2023		\$1,531.00
2000070248	Town of Mayesville			VUR-T-ARP-0053	9/13/2023		\$577.51
2000070248	Town of Mayesville			VUR-T-ARP-0053	9/27/2023		\$754.72
2000071727	Town of Elm City	205962	56900006	VUR-T-ARP-0023	10/26/2023	0	\$452.13
2000072190	Town of Parkton	205962	56900006	VUR-T-ARP-0144	11/21/2023	0	\$231.66
2000062784	Town of Ramseur	205962	56900006	VUR-T-ARP-0108	12/20/2023	0	\$355.78
2000071725	Town of Love Valley	205962	56900006	VUR-T-ARP-0122	1/10/2024	0	\$127.00
2000058944	Town of Norwood	205962	56900006	VUR-T-ARP-0058	1/10/2024	0	\$319.86
2000059396	Town of Polkville	205962	56900006	VUR-T-ARP-0067	1/30/2024	0	\$154.44
2000071726	Town of Lansing	205962	56900006	VUR-T-ARP-0131	1/30/2024	0	\$888.92
2000070248	Town of Maysville	205962	56900006	VUR-T-ARP-0053	1/30/2024	0	\$278.28
2000073911	Town of Mount Olive	205962	56900006	VUR-T-ARP-0056	2/7/2024	0	\$463.32
2000059396	Town of Polkville	205962	56900006	VUR-T-ARP-0067	2/24/2024	0	\$156.11
2000068013	Town of Gamewell	205962	56900006	VUR-T-ARP-0033	2/22/2024	0	\$32.75
2000073911	Town of Mount Olive	205962	56900006	VUR-T-ARP-0056	3/13/2024	0	\$705.00
2000074728	Town of Pinetops	205962	56900006	VUR-T-ARP-0063	3/5/2024	0	\$1,138.82
2000058944	Town of Norwood	205962	56900006	VUR-T-ARP-0058	3/5/2024	0	\$231.00

Disbursements for FY 2023-2024

Agreement Number (Internal)	Long Project and Recipient Desc	Project Account Budget Code Desc	Project Account GL Account	Long Project Account Desc	Transaction Time	Project Account GL Center	Transaction Amount
2000074885	Town of Elizabethtown	205962	56900006	VUR-T-ARP-0134	3/5/2024	0	\$226.37
2000073911	Town of Mount Olive	205962	56900006	VUR-T-ARP-0056	3/9/2024	0	\$750.00
2000075093	Town of Bailey	205962	56900006	VUR-T-ARP-0004	3/9/2024	0	\$231.66
2000075273	Polkville	205962	56900006	VUR-T-ARP-0066	3/13/2024	0	\$68.12
2000075218	Polkton	205962	56900006	VUR-T-ARP-0145	3/13/2024	0	\$308.88
2000074729	Dover	205962	56900006	VU-T-ARP-0017	3/25/2024	0	\$205.41
Total						0	\$10,872.44

Agreement Number (Internal)	Long Project and Recipient Desc	Project Account Budget Code Desc	Project Account GL Account	Long Project Account Desc	Transaction Time	Project Account GL Center	Transaction Amount
2000040880	City of Graham	64311	536704	CS370563-04	9/20/2023	61DR	\$2,394,738.00
2000040880	City of Graham	603201	56700001	CS370563-04	1/3/2024	0	\$13,099,555.00
Total						0	\$15,494,293.00

Agreement Number (Internal)	Long Project and Recipient Desc	Project Account Budget Code Desc	Project Account GL Account	Long Project Account Desc	Transaction Time	Project Account GL Center	Transaction Amount
2000049592	Clinton	603201	56997000	SRP-W-ARP-0146	6/12/2024	0	\$180,441.00
2000049592	Clinton	603201	56997000	SRP-W-ARP-0146	6/12/2024	0	\$134,559.00
Total						0	\$315,000.00

Agreement Number (Internal)	Long Project and Recipient Desc	Project Account Budget Code Desc	Project Account GL Account	Long Project Account Desc	Transaction Time	Project Account GL Center	Transaction Amount
2000038982	Johnston County	64311	536704	CS370560-18	7/6/2023	6185	9,117,563.00
2000039270	City of Whiteville	64311	536704	CS370534-02	7/6/2023	6185	191,734.00
2000038982	Johnston County	64311	536704	CS370560-18	7/19/2023	6185	4,787,448.00

Disbursements for FY 2023-2024

Agreement Number (Internal)	Long Project and Recipient Desc	Project Account Budget Code Desc	Project Account GL Account	Long Project Account Desc	Transaction Time	Project Account GL Center	Transaction Amount
2000045721	City of Hickory	64311	536704	CS370389-23	7/19/2023	6185	4,204,343.00
2000040941	City of Laurinburg	64311	536704	CS370924-01	7/20/2023	6185	241,232.00
2000038982	Johnston County	64311	536704	CS370560-18	7/26/2023	6185	7,906,586.00
2000039272	Yadkin Valley Sewer Authority	64311	536704	CS370541-08	8/2/2023	6185	62,870.00
2000039266	Town of Murfreesboro	64311	536704	CS370491-05	8/2/2023	6185	339,165.00
2000039254	City of Lenoir	64311	536704	CS370393-07	8/16/2023	6185	2,111,213.00
2000039291	Cape Fear Public Utility	64311	536704	CS370923-12	8/16/2023	6185	1,803,382.00
2000038991	Public Works Commission	64311	536704	CS370434-14	8/16/2023	6185	2,025,859.00
2000040941	City of Laurinburg	64311	536704	CS370924-01	8/17/2023	6185	234,007.00
2000039253	City of Hickory	64311	536704	CS370389-22	8/16/2023	6185	306,766.00
2000045721	City of Hickory	64311	536704	CS370389-23	8/23/2023	6185	3,954,111.00
2000039285	Town of Manteo	64311	536704	CS370798-02	8/23/2023	6185	38,360.00
2000040909	City of Kinston	64311	536704	CS370527-14	8/23/2023	6185	679,804.00
2000040909	City of Kinston	64311	536704	CS370527-14	8/30/2023	6185	1,343,491.00
2000040919	Contentnea MSD	64311	536704	CS370398-04	8/30/2023	6185	443,894.00
2000039284	City of Mount Holly	64311	536704	CS370747-02	8/30/2023	6185	171,488.00
2000041132	Southeast Regional Airport	64311	536704	CS370922-01	9/7/2023	6185	65,924.00
2000039270	City of Whiteville	64311	536704	CS370534-02	9/7/2023	6185	818,995.00
2000039007	Contentnea MSD	64311	536704	CS370398-03	9/20/2023	6185	20,105.00
2000040941	City of Laurinburg	64311	536704	CS370924-01	9/20/2023	6185	548,653.00
2000040941	City of Laurinburg	603196	56700001	CS370924-01	11/2/2023	0	477,105.00
2000039259	Public Works Commission	603196	56700001	CS370434-16	11/2/2023	0	1,230,505.00
2000039258	Public Works Commission	603196	56700001	CS370434-15	11/2/2023	0	254,089.00
2000039156	Oxford Water Works	603196	56700001	CS370439-06	11/9/2023	0	1,778,165.00
2000039266	Town of Murfreesboro	603196	56700001	CS370491-05	11/16/2023	0	464,566.00
2000039285	Town of Manteo	603196	56700001	CS370798-02	11/16/2023	0	32,985.00
2000039269	City of Kinston	603196	56700001	CS370527-12	11/16/2023	0	90,385.00
2000039270	City of Whiteville	603196	56700001	CS370534-02	11/20/2023	0	290,450.00
2000039292	Town of Waynesville	603196	56700001	CS370930-01	11/20/2023	0	1,075,950.00
2000040903	Town of Woodland	603196	56700001	CS370639-01	11/21/2023	0	204,890.00
2000039283	City of Mount Holly	603196	56700001	CS370747-01	11/21/2023	0	1,944,368.00
2000038982	Johnston County	603196	56700001	CS370560-18	11/21/2023	0	10,024,461.00
2000040909	City of Kinston	603196	56700001	CS370527-14	11/21/2023	0	255,104.00
2000039272	Yadkin Valley Sewer Authority	603196	56700001	CS370541-08	12/8/2023	0	121,026.00

Disbursements for FY 2023-2024

Agreement Number (Internal)	Long Project and Recipient Desc	Project Account Budget Code Desc	Project Account GL Account	Long Project Account Desc	Transaction Time	Project Account GL Center	Transaction Amount
2000039161	Yadkin Valley Sewer Authority	603196	56700001	CS370541-05	12/8/2023	0	70,443.00
2000010708	City of Laurinburg	603196	56700001	CS370924-01	12/20/2023	0	256,791.00
2000039270	City of Whiteville	603196	56700001	CS370534-02	1/2/2024	0	217,027.00
2000039020	Johnston County	603196	56700001	CS370560-16	1/3/2024	0	1,760,578.00
2000010694	City of Graham	603196	56700001	CS370563-04	1/3/2024	0	3,203,985.00
2000040941	City of Laurinburg	603196	56700001	CS370924-01	1/3/2024	0	207,647.00
2000041132	Southeast Regional Airport	603196	56700001	CS370922-01	1/3/2024	0	271,636.00
2000045721	City of Hickory	603196	56700001	CS370389-23	1/10/2024	0	6,497,197.00
2000010794	Town of Woodland	603196	56700001	CS370639-01	1/24/2024	0	133,908.00
2000039265	Town of Murfreesboro	603196	56700001	CS370491-04	1/24/2024	0	5,251.00
2000038883	City of Goldsboro	603196	56700001	CS370482-07	1/24/2024	0	3,603,880.00
2000039155	Oxford Water Works	603196	56700001	CS370439-08	2/7/2024	0	139,701.00
2000039011	Franklin County	603196	56700001	CS370515-04	2/8/2024	0	432,869.00
2000040919	Contentnea MSD	603196	56700001	CS370398-04	2/16/2024	0	86,616.00
2000038982	Johnston County	603196	56700001	CS370560-18	2/22/2024	0	16,989,026.00
2000039266	Town of Murfreesboro	603196	56700001	CS370491-05	2/22/2024	0	\$436,327.00
2000049729	City of Bessemer	603196	56700001	CS370763-03	2/27/2024	0	\$24,205.00
2000040941	City of Laurinburg	603196	56700001	CS370924-01	2/28/2024	0	\$240,417.00
2000039156	Oxford Water Works	603196	56700001	CS370439-06	3/5/2024	0	\$1,322,550.00
2000049729	City of Bessemer	603196	56700001	CS370763-03	3/5/2024	0	\$27,718.00
2000039270	Whiteville	603196	56700001	CS370534-02	3/12/2024	0	\$57,215.00
2000040941	Laurinburg	603196	56700001	CS370924-01	3/5/2024	0	\$639,694.00
2000039292	Waynesville	603196	56700001	CS370930-01	3/25/2024	0	\$8,211,824.00
2000039283	Mount Holly	603196	56700001	CS370747-01	4/11/2024	0	\$8,134,311.00
2000040941	Laurinburg	603196	56700001	CS370924-01	4/3/2024	0	\$631,138.00
2000045721	Hickory	603196	56700001	CS370389-23	4/11/2024	0	\$5,299,673.00
2000039268	Albemarle	603196	56700001	CS370522-07	4/16/2024	0	\$1,446,728.00
2000038901	Charlotte	603196	56700001	CS370377-15	4/24/2024	0	\$3,418,304.00
2000039270	Whiteville	603196	56700001	CS370534-02	4/23/2024	0	\$237,701.00
2000039283	Mount Holly	603196	56700001	CS370747-01	5/1/2024	0	\$3,879,774.00
2000039268	Albemarle	603196	56700001	CS370522-07	5/8/2024	0	\$2,651,480.00
2000039291	Cape Fear Public	603196	56700001	CS370923-12	5/8/2024	0	\$6,929,998.00
2000049729	Bessemer	603196	56700001	CS370763-03	5/14/2024	0	\$57,255.25
2000038806	Anson County	603196	56700001	CS370422-06	5/14/2024	0	\$4,928,344.00

Disbursements for FY 2023-2024

Agreement Number (Internal)	Long Project and Recipient Desc	Project Account Budget Code Desc	Project Account GL Account	Long Project Account Desc	Transaction Time	Project Account GL Center	Transaction Amount
2000040941	Laurinburg	603196	56700001	CS370924-01	5/15/2024	0	\$193,520.00
2000040941	Laurinburg	603196	56700001	CS370924-01	5/31/2024	0	\$517,783.00
2000040911	Randleman	603196	56700001	CS370662-04	6/13/2024	0	\$945,186.00
2000049752	Dunn	603196	56700001	CS370417-07	6/13/2024	0	\$438,271.00
2000040941	Laurinburg	603196	56700001	CS370924-01	6/19/2024	0	\$291,050.00
Total						0	\$144,498,063.25

Agreement Number (Internal)	Long Project and Recipient Desc	Project Account Budget Code Desc	Project Account GL Account	Long Project Account Desc	Transaction Time	Project Account GL Center	Transaction Amount
2000049754	Town of Farmville	64311	536997	CS370383-05	7/6/2023	6185	\$238,201.00
2000039280	Town of Bailey	64311	536997	CS370696-02	7/6/2023	6185	\$188,837.00
2000039280	Town of Bailey	64311	536997	CS370696-02	7/19/2023	6185	\$58,472.00
2000039266	Town of Murfreesboro	64311	536997	CS370491-05	8/2/2023	6185	\$113,054.00
2000049754	Town of Farmville	64311	536997	CS370383-05	8/9/2023	6185	\$108,024.00
2000049754	Town of Farmville	64311	536997	CS370383-05	8/10/2023	6185	\$26,419.00
2000010526	Town of Walstonburg	64311	536997	CS370830-01	8/16/2023	6185	\$26,738.00
2000010719	Town of Manteo	64311	536997	CS370798-02	8/23/2023	6185	\$10,880.00
2000040909	City of Kinston	64311	536997	CS370527-14	8/23/2023	6185	\$226,601.00
2000040909	City of Kinston	64311	536997	CS370527-14	8/30/2023	6185	\$273,399.00
2000057311	Town of Wilkesboro	64311	536997	CS370829-02	9/20/2023	6185	\$1,000,000.00
2000040903	Town of Woodland	603196	56997000	CS370639-01	10/23/2023	0	\$376,525.00
2000040940	Town of Ellerbe	603196	56997000	CS370671-04	11/2/2023	0	\$48,256.00
2000039269	City of Kinston	603196	56997000	CS370527-12	11/16/2023	0	\$30,129.00
2000039266	Town of Murfreesboro	603196	56997000	CS370491-05	11/16/2023	0	\$154,856.00
2000039292	Town of Waynesville	603196	56997000	CS370930-01	11/20/2023	0	\$358,650.00
2000010794	Town of Woodland	603196	56997000	CS370639-01	11/21/2023	0	\$123,475.00
2000010828	Yadkin Valley Sewer Authority	603196	56997000	CS370541-08	11/16/2023	0	\$121,026.00
2000040940	Town of Ellerbe	603196	56997000	CS370671-04	11/21/2023	0	\$63,006.00
2000040940	Town of Ellerbe	603196	56997000	CS370671-04	11/21/2023	0	\$63,636.00
2000040940	Town of Ellerbe	603196	56997000	CS370671-04	12/8/2023	0	\$64,702.00
2000049754	Town of Farmville	603196	56997000	CS370383-05	1/3/2024	0	\$56,511.00
2000040940	Town of Ellerbe	603196	56997000	CS370671-04	1/3/2024	0	\$71,255.00

Disbursements for FY 2023-2024

Agreement Number (Internal)	Long Project and Recipient Desc	Project Account Budget Code Desc	Project Account GL Account	Long Project Account Desc	Transaction Time	Project Account GL Center	Transaction Amount
2000039265	Town of Murfreesboro	603196	56997000	CS370491-04	1/24/2024	0	\$5,249.00
2000040940	Town of Ellerbe	603196	56997000	CS370671-04	1/30/2024	0	\$29,278.00
2000062138	Town of Fairmont	603196	56997000	CS370618-03	2/1/2024	0	\$210,000.00
2000061503	Town of Selma	603196	56997000	CS370561-04	2/6/2024	0	\$500,000.00
2000039266	Town of Murfreesboro	603196	56997000	CS370491-05	2/22/2024	0	\$145,443.00
2000039280	Town of Bailey	603196	56997000	CS370696-02	2/22/2024	0	\$24,207.00
2000040940	Town of Ellerbe	603196	56997000	CS370671-04	2/22/2024	0	\$85,323.00
2000049729	City of Bessemer	603196	56997000	CS370763-03	2/27/2024	0	\$72,614.00
2000049729	Cityof Bessemer	603196	56997000	CS370763-03	3/5/2024	0	\$83,154.00
2000062138	Town of Fairmont	603196	56997000	CS370618-03	3/9/2024	0	\$20,333.00
2000039292	Waynesville	603196	56997000	CS370930-01	3/25/2024	0	\$141,350.00
2000040940	Ellerbe	603196	56997000	CS370671-04	4/24/2024	0	\$74,544.00
2000049729	Bessemer	603196	56997000	Cs370763-03	5/14/2024	0	\$171,765.75
2000039269	Kinston	603196	56997000	CS370527-12	6/5/2024	0	\$110,495.00
Total						0	\$5,476,407.75

Agreement Number (Internal)	Long Project and Recipient Desc	Project Account Budget Code Desc	Project Account GL Account	Long Project Account Desc	Transaction Time	Project Account GL Center	Transaction Amount
2000040899	City of Washington	603060	56700001	SRP-W-0199	12/20/2023	0	\$285,426.00
2000040899	City of Washington	603060	56700001	SRP-W-0199	2/28/2024	0	\$611,847.00
2000057425	Orange Water & Sewer	603060	56700001	SRP-W-0212	5/14/2024	0	\$568,853.00
2000040899	Washington	603060	56700001	SRP-W-0199	5/15/2024	0	\$540,496.00
Total						0	\$2,006,622.00

Agreement Number (Internal)	Long Project and Recipient Desc	Project Account Budget Code Desc	Project Account GL Account	Long Project Account Desc	Transaction Time	Project Account GL Center	Transaction Amount
2000039209	Johnston County	64320	536704	1948	7/6/2023	6900	\$274,477.00

Disbursements for FY 2023-2024

Agreement Number (Internal)	Long Project and Recipient Desc	Project Account Budget Code Desc	Project Account GL Account	Long Project Account Desc	Transaction Time	Project Account GL Center	Transaction Amount
2000039234	Orange Water & Sewer	64320	536704	1983	7/6/2023	6900	\$1,451,268.00
2000040882	City of Brevard	64320	536704	1999	7/6/2023	6900	\$24,574.00
2000039204	City of Winston Salem	64320	536704	1937	7/6/2023	6900	\$2,806,485.00
2000039234	Orange Water & Sewer	64320	536704	1983	7/6/2023	6900	\$1,325,333.00
2000039212	Montgomery County	64320	536704	1951	7/12/2023	6900	\$1,380.00
2000040888	City of Kinston	64320	536704	2002	7/12/2023	6900	\$254,571.00
2000039242	City of Charlotte	64320	536704	1993	7/19/2023	6900	\$10,450,000.00
2000039209	Johnston County	64320	536704	1948	8/2/2023	6900	\$582,673.00
2000039203	Oxford Water Works	64320	536704	1936	8/2/2023	6900	\$1,898,048.00
2000010500	City of Hendersonville	64320	536704	1940	8/2/2023	6900	\$1,439,617.00
2000040881	City of Brevard	64320	536704	2000	8/2/2023	6900	\$82,744.00
2000039232	Orange Water & Sewer	64320	536704	1981	8/9/2023	6900	\$1,811,446.00
2000050695	City of Laurinburg	64320	536704	2024	8/16/2023	6900	\$386,097.00
2000007407	Lincoln County	64320	536704	1950	8/23/2023	6900	\$3,428,787.00
2000010500	City of Hendersonville	64320	536704	1940	8/23/2023	6900	\$1,456,074.00
2000038953	Sampson County	64320	536704	1962	8/30/2023	6900	\$440,513.00
2000039209	Johnston County	64320	536704	1948	8/30/2023	6900	\$179,980.00
2000040881	City of Brevard	64320	536704	2000	9/7/2023	6900	\$138,906.00
2000039204	City of Winston Salem	64320	536704	1937	9/13/2023	6900	\$2,622,941.00
2000039204	City of Winston Salem	64320	536704	1937	9/13/2023	6900	\$2,754,261.00
2000040888	City of Kinston	64320	536704	2002	9/20/2023	6900	\$103,579.00
2000050695	City of Laurinburg	64320	536704	2024	9/27/2023	6900	\$1,840.00
2000050695	City of Laurinburg	603416	56700001	2024	11/16/2023	0	\$1,360.00
2000040881	City of Brevard	603416	56700001	2000	11/21/2023	0	\$157,183.00
2000040881	City of Brevard	603416	56700001	2000	11/21/2023	0	\$47,788.00
2000040898	Town of River Bend	603416	56700001	2008	12/13/2023	0	\$12,561.00
2000050695	City of Laurinburg	603416	56700001	2024	12/14/2023	0	\$1,769,015.00
2000039213	Oxford Water Works	603416	56700001	1952	1/2/2024	0	\$59,991.00
2000050695	City of Laurinburg	603416	56700001	2024	1/3/2024	0	\$882,505.00
2000010614	City of Elizabeth City	603416	56700001	1956	1/3/2024	0	\$15,891.00
2000039206	City of Hendersonville	603416	56700001	1940	1/24/2024	0	\$521,118.00
2000040898	Town of River Bend	603416	56700001	2008	2/8/2024	0	\$102,437.00
2000045682	Johnston County	603416	56700001	2013	2/22/2024	0	\$228,054.00
2000039204	City of Winston Salem	603416	56700001	1937	2/22/2024	0	\$14,923,898.00

Disbursements for FY 2023-2024

Agreement Number (Internal)	Long Project and Recipient Desc	Project Account Budget Code Desc	Project Account GL Account	Long Project Account Desc	Transaction Time	Project Account GL Center	Transaction Amount
2000050695	Town of Laurinburg	603416	56700001	2024	2/28/2024	0	\$243,862.00
2000039206	City of Hendersonville	603416	56700001	1940	3/5/2024	0	\$980,075.00
2000040886	Rockingham County	603416	56700001	1997	3/5/2024	0	\$78,603.00
2000045682	Johnston County	603416	56700001	2013	3/9/2024	0	\$473,000.00
2000045676	Davie County	603416	56700001	2018	3/20/2024	0	\$1,059,705.00
2000039218	Thomasville	603416	56700001	1961	4/3/2024	0	\$25,002.00
2000050695	Laurinburg	603416	56700001	2024	4/3/2024	0	\$86,899.00
2000039206	Hendersonville	603416	56700001	1940	4/3/2024	0	\$603,341.00
2000039226	Cleveland County	603416	56700001	1973	4/9/2024	0	\$445,183.00
2000045682	Johnston County	603416	56700001	2013	4/16/2024	0	\$83,810.00
2000038897	Marshville	603416	56700001	1915	4/17/2024	0	\$142,457.00
2000039234	Orange Water & Sewer Dist	603416	56700001	1983	6/4/2024	0	\$2,487,302.00
2000050695	Laurinburg	603416	56700001	2024	6/5/2024	0	\$230,985.00
2000039211	Lincoln County	603416	56700001	1950	7/2/2024	0	\$398,996.00
2000039227	Seaboard	603416	56700001	1974	6/12/2024	0	\$296,207.00
2000039206	Hendersonville	603416	56700001	1940	6/12/2024	0	\$1,036,776.00
Total						0	\$61,309,598.00

Agreement Number (Internal)	Long Project and Recipient Desc	Project Account Budget Code Desc	Project Account GL Account	Long Project Account Desc	Transaction Time	Project Account GL Center	Transaction Amount
2000040882	City of Brevard	64320	536997	1999	7/6/2023	6900	\$73,722.00
2000040887	Town of Seaboard	64320	536997	2001	7/6/2023	6900	\$437,992.00
2000040888	City of Kinston	64320	536997	2002	7/12/2023	6900	\$254,571.00
2000039214	Town of Robersonville	64320	536997	1953	7/12/2023	6900	\$5,218.00
2000040886	Rockingham County	64320	536997	1997	7/20/2023	6900	\$171,900.00
2000039203	Oxford Water Works	64320	536997	1936	8/2/2023	6900	\$149,988.00
2000040881	City of Brevard	64320	536997	2000	8/2/2023	6900	\$248,233.00
2000040884	Town of Whitakers	64320	536997	1995	8/9/2023	6900	\$62,215.00
2000038953	Sampson County	64320	536997	1962	8/30/2023	6900	\$440,514.00
2000040886	Rockingham County	64320	536997	1997	8/30/2023	6900	\$162,594.00

Disbursements for FY 2023-2024

Agreement Number (Internal)	Long Project and Recipient Desc	Project Account Budget Code Desc	Project Account GL Account	Long Project Account Desc	Transaction Time	Project Account GL Center	Transaction Amount
2000040886	Rockingham County	64320	536997	1997	8/30/2023	6900	\$230,378.00
2000040881	City of Brevard	64320	536997	2000	9/7/2023	6900	\$416,719.00
2000040888	City of Kinston	64320	536997	2002	9/20/2023	6900	\$103,579.00
2000040881	City of Brevard	603416	56997000	2000	11/21/2023	0	\$471,551.00
2000039203	City of Hendersonville	603416	56997000	1940	11/16/2023	0	\$1,322,277.00
2000039235	Town of Bethel	603416	56997000	1985	11/21/2023	0	\$529,847.00
2000040881	City of Brevard	603416	56997000	2000	11/21/2023	0	\$143,362.00
2000010512	Town of Seaboard	603416	56997000	2001	12/8/2023	0	\$41,814.00
2000039213	Oxford Water Works	603416	56997000	1952	1/2/2024	0	\$268,766.00
2000010614	City of Elizabeth City	603416	56997000	1956	1/3/2024	0	\$47,671.00
2000045691	City of Lumberton	603416	56997000	2010	1/24/2024	0	\$126,667.00
2000039206	City of Hendersonville	603416	56997000	1940	1/23/2024	0	\$651,186.00
2000040886	Rockingham County	603416	56997000	1997	1/23/2024	0	\$107,891.00
2000040886	Rockingham County	603416	56997000	1997	2/14/2024	0	\$207,585.00
2000039220	Town of Roper	603416	56997000	1966	2/22/2024	0	\$38,925.00
2000045691	City of Lumberton	603416	56997000	2010	3/5/2024	0	\$12,796.00
2000041133	Grifton	603416	56997000	1959	3/12/2024	0	\$39,214.00
2000039236	Scotland Neck	603416	56997000	1986	3/12/2024	0	\$48,056.00
2000045676	Davie County	603416	56997000	2018	3/20/2024	0	\$2,000,000.00
2000039218	Thomasville	603416	56997000	1961	4/3/2024	0	\$8,333.00
2000039236	Scotland Neck	603416	56997000	VUR-D-ARP-13/1986	5/14/2024	0	\$218,595.00
2000039236	Scotland Neck	603416	56997000	VUR-D-ARP-13/1986	6/11/2024	0	\$52,592.00
2000039227	Seaboard	603416	56997000	1974	6/19/2024	0	\$255,930.00
2000040886	Rockingham County	603416	56997000	1997	6/19/2024	0	\$153,774.00
Total						0	\$9,504,455.00

Agreement Number (Internal)	Long Project and Recipient Desc	Project Account Budget Code Desc	Project Account GL Account	Long Project Account Desc	Transaction Time	Project Account GL Center	Transaction Amount
2000045691	City of Lumberton	64320	536997	2010	8/16/2023	69DR	\$67,824.00
2000045691	City of Lumberton	64320	536997	2010	9/27/2023	69DR	\$25,991.00

Disbursements for FY 2023-2024

Agreement Number (Internal)	Long Project and Recipient Desc	Project Account Budget Code Desc	Project Account GL Account	Long Project Account Desc	Transaction Time	Project Account GL Center	Transaction Amount
2000040887	Town of Seaboard	603453	56997000	2001	11/21/2023	0	\$115,319.00
2000040898	Town of River Bend	603453	56997000	2008	12/13/2023	0	\$64,048.00
2000045691	City of Lumberton	603453	56997000	2010	2/22/2024	0	\$101,305.00
2000040930	Washington	603453	56997000	2009	3/18/2024	0	\$43,375.00
2000045691	Lumberton	603453	56997000	2010	6/19/2024	0	\$21,867.00
Total						0	\$439,729.00

Agreement Number (Internal)	Long Project and Recipient Desc	Project Account Budget Code Desc	Project Account GL Account	Long Project Account Desc	Transaction Time	Project Account GL Center	Transaction Amount
2000045682	Johnston County	603453	56700001	2013	2/22/2024	0	\$1,142,740.00
2000045682	Johnston County	603453	56700001	2013	3/9/2024	0	\$2,370,166.00
2000045682	Johnston County	603453	56700001	2013	4/16/2024	0	\$419,956.00
Total						0	\$3,932,862.00

Agreement Number (Internal)	Long Project and Recipient Desc	Project Account Budget Code Desc	Project Account GL Account	Long Project Account Desc	Transaction Time	Project Account GL Center	Transaction Amount
2000038921	Town of Eden	64330	536704	E-SRP-W-17-0026	7/6/2023	6189SCIF	\$803,626.00
2000038980	Town of Warrenton	64330	536704	E-SRP-W-17-0038	7/7/2023	6189SCIF	\$40,854.00
2000038968	Tuckaseegee Water & Sewer	64330	536704	E-SRP-W-17-0055	7/12/2023	6189SCIF	\$13,562.00
2000038921	City of Eden	64330	536704	E-SRP-W-17-0026	8/10/2023	6189SCIF	\$481,903.00
2000039315	Town of White Lake	64330	536704	E-SRP-W-19-0181	8/30/2023	6189SCIF	\$252,391.00
2000039047	City of Goldsboro	64330	536704	E-SRP-W-17-0110	9/13/2023	6189SCIF	\$42,299.00
2000039048	City of Newton	64330	536704	E-SRP-W-17-0111	9/27/2023	6189SCIF	\$263,310.00
2000039314	Town of Windsor	603860	56700001	E-SRP-W-18-0180	2/6/2024	160SCIF	\$214,285.00
2000038983	City of Graham	603860	56700001	E-SRP-W-17-0054	2/16/2024	160SCIF	\$64,110.00
2000038921	City of Eden	603860	56700001	E-SRP-W-17-0026	2/22/2024	160SCIF	\$265,871.00
2000039067	Lake Waccamaw	603860	56700001	SRP-D-17-0135	3/9/2024	160SCIF	\$57,977.00
2000039052	Raeferd	603860	56700001	E-SRP-W-17-0116	5/1/2024	160SCIF	\$384,665.00
2000038921	Eden	603860	56700001	E-SRP-W-17-0026	5/22/2024	160SCIF	\$1,257,597.00

Disbursements for FY 2023-2024

Agreement Number (Internal)	Long Project and Recipient Desc	Project Account Budget Code Desc	Project Account GL Account	Long Project Account Desc	Transaction Time	Project Account GL Center	Transaction Amount
2000038921	Eden	603860	56700001	E-SRP-W-17-0026	5/31/2024	160SCIF	\$188,187.00
Total						160SCIF	\$4,330,637.00

Agreement Number (Internal)	Long Project and Recipient Desc	Project Account Budget Code Desc	Project Account GL Account	Long Project Account Desc	Transaction Time	Project Account GL Center	Transaction Amount
2000038921	Town of Eden	64330	536919	E-SRP-W-17-0026	7/6/2023	6189SCIF	\$803,626.00
2000038968	Tuckaseegee Water & Sewer	64330	536919	E-SRP-W-17-0055	7/12/2023	6189SCIF	\$4,521.00
2000038921	City of Eden	64330	536919	E-SRP-W-17-0026	4/10/2023	6189SCIF	\$481,903.00
2000038963	Cape Fear Public Utility	64330	536919	E-SRP-W-17-0027	8/16/2023	6189SCIF	\$568,271.00
2000038921	City of Eden	603860	56900006	E-SRP-W-17-0026	2/22/2024	160SCIF	\$265,870.00
2000038921	Eden	603860	56900006	E-SRP-W-17-0026	5/22/2024	160SCIF	\$1,257,597.00
2000039055	Scotland Neck	603860	56900006	E-SRP-W-17-0019	5/28/2024	160SCIF	\$153,959.00
2000038921	Eden	603860	56900006	E-SRP-W-17-0026	5/31/2024	160SCIF	\$188,187.00
2000039055	Scotland Neck	603860	56900006	SRP-W-0119	6/4/2024	160SCIF	\$242,616.00
Total						160SCIF	\$3,966,550.00

Agreement Number (Internal)	Long Project and Recipient Desc	Project Account Budget Code Desc	Project Account GL Account	Long Project Account Desc	Transaction Time	Project Account GL Center	Transaction Amount
2000039144	Buffalo Water District	643316	536704	H-SRP-D-17-0022	7/19/2023	6903SCIF	\$324,227.00
2000039078	Tuckaseegee Water & Sewer District	643316	536704	H-SRP-D-17-0150	8/2/2023	6903SCIF	\$207,047.00
2000039066	City of Kinston	643316	536704	H-SRP-D-17-0134	8/9/2023	6903SCIF	\$55,406.00
2000039078	Tuckaseegee Water & Sewer District	643316	536704	H-SRP-D-17-0150	8/30/2023	6903SCIF	\$113,304.00
2000039067	Town of Lake Waccamaw	643316	536704	H-SRP-D-17-0135	9/27/2023	6903SCIF	\$105,519.00
2000039106	Town of Wallace	643316	536704	H-SRP-D-17-0136	9/27/2023	6903SCIF	\$9,070.00
2000039067	Town of Lake Waccamaw	603865	56700001	H-SRP-D-17-0135	10/26/2023	160SCIF	\$150,835.00
2000039063	Greene County	603865	56700001	H-SRP-D-17-0130	10/26/2023	160SCIF	\$14,608.00
2000039067	Town of Lake Waccamaw	603865	56700001	H-SRP-D-17-0135	11/16/2023	160SCIF	\$406,563.00
2000039066	City of Kinston	603865	56700001	H-SRP-D-17-0134	11/21/2023	160SCIF	\$42,784.00

Disbursements for FY 2023-2024

Agreement Number (Internal)	Long Project and Recipient Desc	Project Account Budget Code Desc	Project Account GL Account	Long Project Account Desc	Transaction Time	Project Account GL Center	Transaction Amount
2000039074	Town of Smithfield	603865	56700001	H-SRP-D-17-0146	12/13/2023	160SCIF	\$496,937.00
2000039067	Town of Lake Waccamaw	603865	56700001	H-SRP-D-17-0135	12/13/2023	160SCIF	\$135,245.00
2000039104	Sampson County	603865	56700001	H-SRP-D-18-0168	1/5/2024	160SCIF	\$310,252.00
2000039106	Town of Wallace	603865	56700001	H-SRP-D-18-0173	1/23/2024	160SCIF	\$221,605.00
2000038944	Alexander County	603865	56700001	H-SRP-D-17-0098	1/23/2024	160SCIF	\$419,160.00
2000039063	Greene County	603865	56700001	H-SRP-D-17-0130	1/30/2024	160SCIF	\$22,621.00
2000039001	Town of Pilot Mountain	603865	56700001	H-SRP-D-17-0142	2/1/2024	160SCIF	\$648,958.00
2000038920	town of Eden	603865	56700001	H-SRP-D-17-0015	2/7/2024	160SCIF	\$265,268.00
2000039067	Town of Lake Waccamaw	603865	56700001	H-SRP-D-17-0135	2/28/2024	160SCIF	\$86,360.00
2000038954	Siler City	603865	56700001	H-SRP-D-17-0076	4/16/2024	160SCIF	\$2,213,277.00
2000039106	Wallace	603865	56700001	H-SRP-D-18-0173	4/11/2024	160SCIF	\$574,119.00
2000039106	Wallace	603865	56700001	H-SRP-D-18-0173	4/16/2024	160SCIF	\$150,323.00
2000039061	Archers Lodge Water Dist	603865	56700001	H-SRP-D-17-0125	5/1/2024	160SCIF	\$6,891.00
2000039066	Kinston	603865	56700001	H-SRP-D-17-0134	6/5/2024	160SCIF	\$103,420.00
2000039078	Tuckaseegee Water & Sewer District	603865	56700001	H-SRP-D-17-0150	6/13/2024	160SCIF	\$30,013.00
Total						160SCIF	\$7,113,812.00

Agreement Number (Internal)	Long Project and Recipient Desc	Project Account Budget Code Desc	Project Account GL Account	Long Project Account Desc	Transaction Time	Project Account GL Center	Transaction Amount
2000039212	Montgomery County	64331	536919	H-SRP-D-18-0161	7/12/2023	6903SCIF	\$1,380.00
2000039066	City of Kinston	64331	536919	H-SRP-D-17-0134	8/9/2023	6903SCIF	\$55,403.00
2000038937	City of Henderson	64331	536919	H-SRP-D-17-0131	9/13/2023	6903SCIF	\$3,000,000.00
2000039063	Greene County	603865	56900006	H-SRP-D-17-0130	10/26/2023	160SCIF	\$43,826.00
2000039066	City of Kinston	603865	56900006	H-SRP-D-17-0134	11/21/2023	160SCIF	\$42,785.00
2000039063	Greene County	603865	56900006	H-SRP-D-17-0130	1/30/2024	160SCIF	\$67,865.00
2000045676	Davie County	603865	56900006	SRP-D-0203	4/9/2024	160SCIF	\$1,123,807.00
2000038954	Siler City	603865	56900006	H-SRP-D-17-0076	4/16/2024	160SCIF	\$2,213,277.00
2000039066	Kinston	603865	56900006	H-SRP-D-17-0134	6/5/2024	160SCIF	\$103,420.00
Total						160SCIF	\$6,651,763.00




Appendix W
Viable Utility Reserve Projects Funded by the DWI in FY 2023-2024




Non-Construction Projects Funded by the Viable Utility Reserve for FY 2022-2023
(Data pull: July 12, 2024)

Owner	SWIA Award Date	Project Number	Total Funded Amount	County
FY 2023-2024 Viable Utility Reserve (VUR) Training Grants (TG)				
Benson	Jul 2023	VUR-T-ARP-0133	\$2,000	Johnston
Denton	Jul 2023	VUR-T-ARP-0139	\$2,000	Davidson
Elizabethtown	Jul 2023	VUR-T-ARP-0134	\$2,000	Bladen
Grover	Jul 2023	VUR-T-ARP-0140	\$2,000	Cleveland
Harmony	Jul 2023	VUR-T-ARP-0141	\$2,000	Iredell
Hobgood	Jul 2023	VUR-T-ARP-0142	\$2,000	Halifax
Magnolia	Jul 2023	VUR-T-ARP-0135	\$2,000	Duplin
McDowell County	Jul 2023	VUR-T-ARP-0143	\$2,000	McDowell
Northampton County	Jul 2023	VUR-T-ARP-0136	\$2,000	Northampton
Parkton	Jul 2023	VUR-T-ARP-0144	\$2,000	Robeson
Polkton	Jul 2023	VUR-T-ARP-0145	\$2,000	Anson
Princeton	Jul 2023	VUR-T-ARP-0146	\$2,000	Johnston
Stantonsburg	Jul 2023	VUR-T-ARP-0137	\$2,000	Wilson
Stoneville	Jul 2023	VUR-T-ARP-0138	\$2,000	Rockingham
Waynesville	Sept 2023	VUR-T-ARP-0147	\$2,000	Haywood
Total FY 2023-2024 VUR-TG Funded Amount:			\$30,000	
FY 2022-2023 Viable Utility Reserve Emergency Operating Grants (EOG)				
Eureka	Dec 2023	EOG-W-VUR-0004	\$165,166	Wayne
Cliffside SD	Sept 2023	EOG-W-VUR-0007	\$65,000	Cleveland
Total FY 2023-2024 VUR-EOG Funded Amount:			\$230,166	
September 2023 Viable Utility Reserve (VUR) Merger/Regionalization Feasibility (MRF) Grant				
Goldsboro, City of	February 2024	MRF-M-VUR-0007	\$260,000	Wayne
Total FY 2023-2024 VUR-MRF Funded Amount:			\$260,000	



Appendix X
Local Assistance for Stormwater Infrastructure and Investment
Projects Funded by the DWI in FY 2023-2024



Local Assistance for Projects Funded by the Stormwater Infrastructure and Investment Program for FY 2023-2024

(Data pull: July 12, 2024)

Owner	Funding Cycle	Project Name	Project Number	Project Description	ARPA	Project Type	Funded Amount	County
April 2023 Local Assistance for Stormwater Infrastructure Investment (LASII) - Planning								
Henderson, City of	Spring 2023	Henderson Stormwater Asset Inventory and Condition Assessment	SRP-SW-ARP-0088	The proposed stormwater planning project will develop an asset inventory and condition assessment for the City of Henderson's stormwater conveyance system throughout the City's municipal separate storm sewer service area. The City will then use the results of the asset inventory and condition assessment to develop a stormwater-focused 10-year capital improvement plan.	x	Planning	\$400,000	Vance
Rocky Mount, City of	Spring 2023	Edgemont Neighborhood Watershed Improvement Study	SRP-SW-ARP-0089	The City will then conduct a data inventory and condition assessment for the locations identified by the desktop analysis. The City will then build a hydrologic and hydraulic model for the Edgemont watershed. The City will then develop conceptual retrofit designs which will include the development of probable construction costs and characterization of water quality and flood mitigation benefits of the proposed projects.	x	Planning	\$400,000	Edgecombe
Salisbury, City of	Spring 2023	Salisbury Spring 2023 Stormwater LASII Planning Grant	SRP-SW-ARP-0090	The proposed project will update the City's current stormwater masterplan and CIP to include a system inventory and condition assessments as well as an updated CIP.	x	Planning	\$400,000	Rowan
Hyde County	Spring 2023	Ocracoke Village Stormwater Master Plan	SRP-SW-ARP-0091	Ocracoke Village will develop a comprehensive Stormwater Master Plan, a 5-year SW CIP that will include conceptual design plans for 3 projects, and a SW O&M plan.	x	Planning	\$400,000	Hyde
Burgaw, Town of	Spring 2023	Burgaw Stormwater Master Plan Update	SRP-SW-ARP-0092	Develop comprehensive stormwater master plan for the project area (the Town) including asset inventory and condition assessment; hydrologic and hydraulic modeling; capital improvement plan; public participation and outreach; adoption of stormwater master plan.	x	Planning	\$400,000	Pender
Asheville, City of	Spring 2023	Stormwater Asset Inventory and Assessment	SRP-SW-ARP-0093	Develop SW infrastructure system inventory and mapping with attributes in GIS format, condition assessment, and update existing CIP.		Planning	\$400,000	Buncombe
Dallas, Town of	Spring 2023	Stormwater Assessment and Planning	SRP-SW-ARP-0094	The town will conduct and AIA on all SW assests. Project will also create CIP from AIA and develop a AMP including GIS mapping.		Planning	\$400,000	Gaston
Washington, City of	Spring 2023	Simmons Street Drainage Improvements	SRP-SW-ARP-0095	Study will provide an evaluation and design of culverts to address challenges in the Simmons Street area.		Planning	\$390,000	Beaufort
Greensboro, City of	Spring 2023	Fairview Street Stormwater Control Measure Retrofit	SRP-SW-ARP-0096	The proposed project will investigate designs to improve water quality/quantity issues via SCM and to increase public safety at the Fairview Street wet pond.		Planning	\$375,000	Guilford
Princeton, Town of	Spring 2023	Princeton Stormwater Management	SRP-SW-ARP-0097	Inventory and assess SW assets and develop SW management plan to address quantity, quality, and improve maintenance procedures.		Planning	\$120,900	Johnston

Local Assistance for Projects Funded by the Stormwater Infrastructure and Investment Program for FY 2023-2024

(Data pull: July 12, 2024)

Owner	Funding Cycle	Project Name	Project Number	Project Description	ARPA	Project Type	Funded Amount	County
Dunn, City of	Spring 2023	Dunn Juniper Creek Stormwater Planning	SRP-SW-ARP-0098	The proposed project would provid engineering for the four identified project areas to provide stormwater retention and treatment to address these contaminated waters.		Planning	\$400,000	Harnett
Mooresville, Town of	Spring 2023	East Center Avenue Stormwater Improvements	SRP-SW-ARP-0099	The proposed project consists of (1) engineering design; (2) permitting; (3) land surveying costs; (4) geotechnical costs; (5) contract document preparation; (6) planning; (7) easement preparation; and (8) ER preparation.		Planning	\$400,000	Iredell
Pembroke, Town of	Spring 2023	Town of Pembroke: Stormwater Management Plan, Infrastructure Inventory and Condition Assessment	SRP-SW-ARP-0100	The proposed project will consist of (1) developing a stormwater management plan; (2) completing an asset inventory and condition assessment; and (3) compiling data for essential drainage infrastructure where access is required by the Town.		Planning	\$140,000	Robeson
Benson, Town of	Spring 2023	2023 Stormwater Improvements Project	SRP-SW-ARP-0101	Proposed project will use funds for preconstruction planning. Deliverables will include: ER, Specs, Plans, Permits, and admin costs		Planning	\$400,000	Johnston
Nags Head, Town of	Spring 2023	Town of Nags Head Stormwater Master Plan Update	SRP-SW-ARP-0102	Update SW Master Pan and new Watershed Restoration Plan		Planning	\$400,000	Dare
Stoneville, Town of	Spring 2023	Stoneville Stormwater Study	SRP-SW-ARP-0103	The Town of Stoneville will complete a comprehensive Asset Inventory and Assessment Program including: asset manangement plan, capital improvement plan, stormwater map, hydraulic/hydrologic modeling and operation and maintenance report.		Planning	\$300,000	Rockingham
Elkin, Town of	Spring 2023	Lower Elkin Creek Protection Plan	SRP-SW-ARP-0104	Town propose to enhance stream (incised stream w/ eroding banks) located near WTP infrastructure that is failing. Project also proposes to install SCM's at Yadkin Valley Sewer Authority's facility to facilitate the removal of nutrients and sediment entering into the UT near the building parking.		Planning	\$315,000	Surry
Walstonburg, Town of	Spring 2023	Walstonburg Stormwater Management	SRP-SW-ARP-0105	Stormwater AIA and SW Management and CIP.		Planning	\$65,000	Greene
Lenoir, City of	Spring 2023	City of Lenoir Stormwater Planning Project	SRP-SW-ARP-0106	Desktop review of existing SW GIS data including City and private infra (excluding NCDOT), identify and assess potential erosion and water qual problem areas, and develop high-level concept solutions based on expansion, detention, diversion, structure buyout/elevation/floodproofing, daylighting, and maint projects.		Planning	\$248,640	Caldwell
April 2023 LASII Planning Funds Obligated:							\$6,354,540	

Local Assistance for Projects Funded by the Stormwater Infrastructure and Investment Program for FY 2023-2024

(Data pull: July 12, 2024)

Owner	Funding Cycle	Project Name	Project Number	Project Description	ARPA	Project Type	Funded Amount	County
September 2023 LASII Planning								
Jacksonville, City of	Fall 2023	Jacksonville Stormwater Resiliency Plan	SRP-SW-0001	Develop a Watershed Action Plan to address increasing development and nutrient sensitive and impaired status of the New River. Establish guidelines, potential projects, implementation and monitoring schedules for water quality improvements.		Planning	\$400,000	Onslow
Lillington, Town of	Fall 2023	Stormwater Utility + Planning Studies	SRP-SW-0002	Develop and implement a new Stormwater Utility, asset inventory and assessment, hydraulic/hydrologic modeling, concept designs, public outreach and education		Planning	\$500,000	Harnett
Bessemer City, City of	Fall 2023	Stormwater Master Planning	SRP-SW-0003	Stormwater system inventory and condition assessment, hydrologic and hydraulic model, identify deficiencies, evaluate alternatives, master plan including CIP, and public meetings		Planning	\$340,000	Gaston
Bald Head Island, Town of	Fall 2023	Bald Head Island SW LASII Planning	SRP-SW-0004	Develop strategies to protect Town's drinking water aquifer: identify water quality projects and potential sites, develop a SW design manual, Low Impact Development Manual and development ordinance, and SW condition assessment		Planning	\$350,000	Brunswick
Washington, City of	Fall 2023	Jacks Creek Pump Station Automated Screens	SRP-SW-0005	Study will provide an evaluation and design of the automated screens to address the mitigation of flooding in the Jack's Creek Drainage basin.		Planning	\$365,000	Beaufort
Wadesboro, Town of	Fall 2023	Stormwater System Assessment	SRP-SW-0006	SW system inventory and assessment, asset management plan, mapping, hydrologic and hydraulic analysis, alternatives analysis and SW CIP		Planning	\$400,000	Anson
Warrenton, Town of	Fall 2023	Stormwater Planning	SRP-W-0007	System inventory and assessment, mapping, SW management plan, 5-year CIP, stormwater system O&M plan		Planning	\$400,000	Warren
Beulaville, Town of	Fall 2023	Stormwater AIA, Analysis and CIP	SRP-SW-0008	System inventory and assessment, mapping, hydrologic/hydraulic analysis, 10-year CIP		Planning	\$190,000	Duplin
September 2023 LASII Planning Funds Obligated:							\$2,945,000	