

Coastal Recreational Fishing License

Sales Update



Data as of May 31, 2008 at 11:59 p.m.

Table 1. Marine Resources Fund balance as of May 31, 2008.

| Revenue or Expense | Item | No. of Licenses Sold FY 2007/08 | Revenue (\$) FY2007 | Revenue (\$) FY2008 | Revenue (\$) Total To Date |
|--------------------|---------------------------------|---------------------------------|---------------------|---------------------|----------------------------|
| Gross Revenue | CRFL Only (Annual and 10-day) | 461,330 | \$2,639,910 | \$3,201,930 | \$5,841,840 |
| | Unified CRFL (Annual) | 61,369 | \$299,985 | \$569,535 | \$869,520 |
| | Blanket For Hire CRFL | 1,201 | \$168,005 | \$140,150 | \$308,155 |
| | Blanket Ocean Fishing Pier CRFL | 38 | \$55,188 | \$45,944 | \$101,132 |
| | Interest | | \$13,919 | \$192,340 | \$206,259 |
| | Subtotal (Gross) | | \$3,177,007 | \$4,149,899 | \$7,326,906 |
| Expense | Agent Commission | | \$187,977 | \$248,767 | \$436,744 |
| | Transaction Fee | | \$404,482 | \$586,132 | \$990,614 |
| | Subtotal (Expense) | | (\$592,459) | (\$834,899) | (\$1,427,358) |
| Total Net | | | \$2,584,548 | \$3,315,000 | \$5,899,548 |

Table 2. Marine Resources Endowment Fund balance as of May 31, 2008.

| Revenue or Expense | Item | No. of Licenses Sold FY 2007/08 | Revenue (\$) FY2007 | Revenue (\$) FY2008 | Revenue (\$) Total To Date |
|---------------------------|------------------------------|---------------------------------|---------------------|---------------------|----------------------------|
| Gross Revenue | Lifetime CRFL | 27,896 | \$430,430 | \$258,635 | \$559,130 |
| | Unified Lifetime CRFL | 22,648 | \$393,265 | \$526,530 | \$621,835 |
| | Sutotal (Gross) | | \$823,695 | \$785,165 | \$1,180,965 |
| Endowment Fund Interest | From Sales and WRC Transfers | | \$44,960 | \$124,275 | \$81,927 |
| Expense | Agent Commission | | \$49,111 | \$47,410 | \$70,802 |
| | Transaction Fee | | \$49,572 | \$47,786 | \$74,760 |
| | Sutotal (Expense) | | (\$98,683) | (\$95,196) | (\$145,562) |
| Subtotal Net | | | \$769,972 | \$814,244 | \$1,117,330 |
| Transfers from WRC | 2 transfers of \$680,000 | | | | \$1,360,000 |
| Total Net | | | | | \$2,477,330 |

Note: Includes revenue generated from licenses sold through the Wildlife Resources Commission, ALVIN system and the Division of Marine Fisheries FIN system.

OBLIGATIONS: Projects Approved for Funding

Marine Resources Fund (No obligations from Endowment Fund)

| | |
|--|--------------------|
| Chowan River Bridge | \$200,000 |
| Coastal Angler's Guide | \$100,000 |
| CRFL Sales and Data Support | \$485,979 |
| Fisheries Independent Assessment Program | \$344,217 |
| CRFL Implementation | \$381,908 |
| Senior Stock Assessment Scientist | \$109,420 |
| TOTAL | \$1,621,524 |

SUMMARY

| | |
|--|--------------------|
| Net Revenue from Marine Resources Fund | \$5,899,548 |
| Hold For Payback to WRC | (\$333,000) |
| Obligations for Approved Projects | (\$1,613,028) |
| UNOBLIGATED BALANCE IN FUND (Jan. 1, 2007 - May 31, 2008) | \$3,953,520 |

Table 3. Number of Coastal Recreational Fishing Licenses sold by type, January 1, 2007 through May 31, 2008.

| LicenseType | NumberSold | Percent Sold |
|---|-------------------|---------------------|
| Annual Resident CRFL | 232,230 | 40% |
| Annual Nonresident CRFL | 31,607 | 5% |
| Resident 10-Day CRFL | 46,368 | 8% |
| Nonresident 10-Day CRFL | 151,125 | 26% |
| Infant Lifetime CRFL | 164 | 0% |
| Youth Lifetime CRFL | 112 | 0% |
| Resident Adult Lifetime CRFL | 1,115 | 0% |
| Nonresident Adult Lifetime CRFL | 39 | 0% |
| Resident Age 65 Lifetime CRFL | 23,868 | 4% |
| Resident Disabled Veteran Lifetime CRFL | 873 | 0% |
| Resident Totally Disabled Lifetime CRFL | 1,725 | 0% |
| Annual Resident Unified Sportsman/CRFL | 29,384 | 5% |
| Annual Resident Unified Inland/CRFL | 31,985 | 5% |
| Infant Lifetime Unified Sportsman/CRFL | 3,997 | 1% |
| Youth Lifetime Unified Sportsman/CRFL | 611 | 0% |
| Resident Adult Lifetime Unified Sportsman/CRFL | 1,303 | 0% |
| Nonresident Adult Lifetime Unified Sportsman/CRFL | 24 | 0% |
| Resident Age 65 Lifetime Unified Sportsman/CRFL | 15,059 | 3% |
| Resident Disabled Veteran Lifetime Sportsman/CRFL | 463 | 0% |
| Resident Totally Disabled Lifetime Sportsman/CRFL | 561 | 0% |
| Lifetime Unified Inland/CRFL | 630 | 0% |
| Resident Legally Blind Lifetime Unified Inland/CRFL | 225 | 0% |
| Resident Adult Care Lifetime Unified Inland/CRFL | 1,039 | 0% |
| Resident Subsistence Unified Inland/CRFL Waiver | 9,437 | 2% |
| Total (Non-Blanket CRFLs) | 583,944 | 100% |
| For Hire Blanket CRFL | 1,201 | 0% |
| Ocean Fishing Pier Blanket CRFL | 38 | 0% |
| Total (Blanket CRFLs) | 1,239 | 0% |
| Total CRFLs | 585,183 | 100% |

**Percentage of Coastal Recreational Fishing Licenses Sold
January 1, 2007 - May 31, 2008**

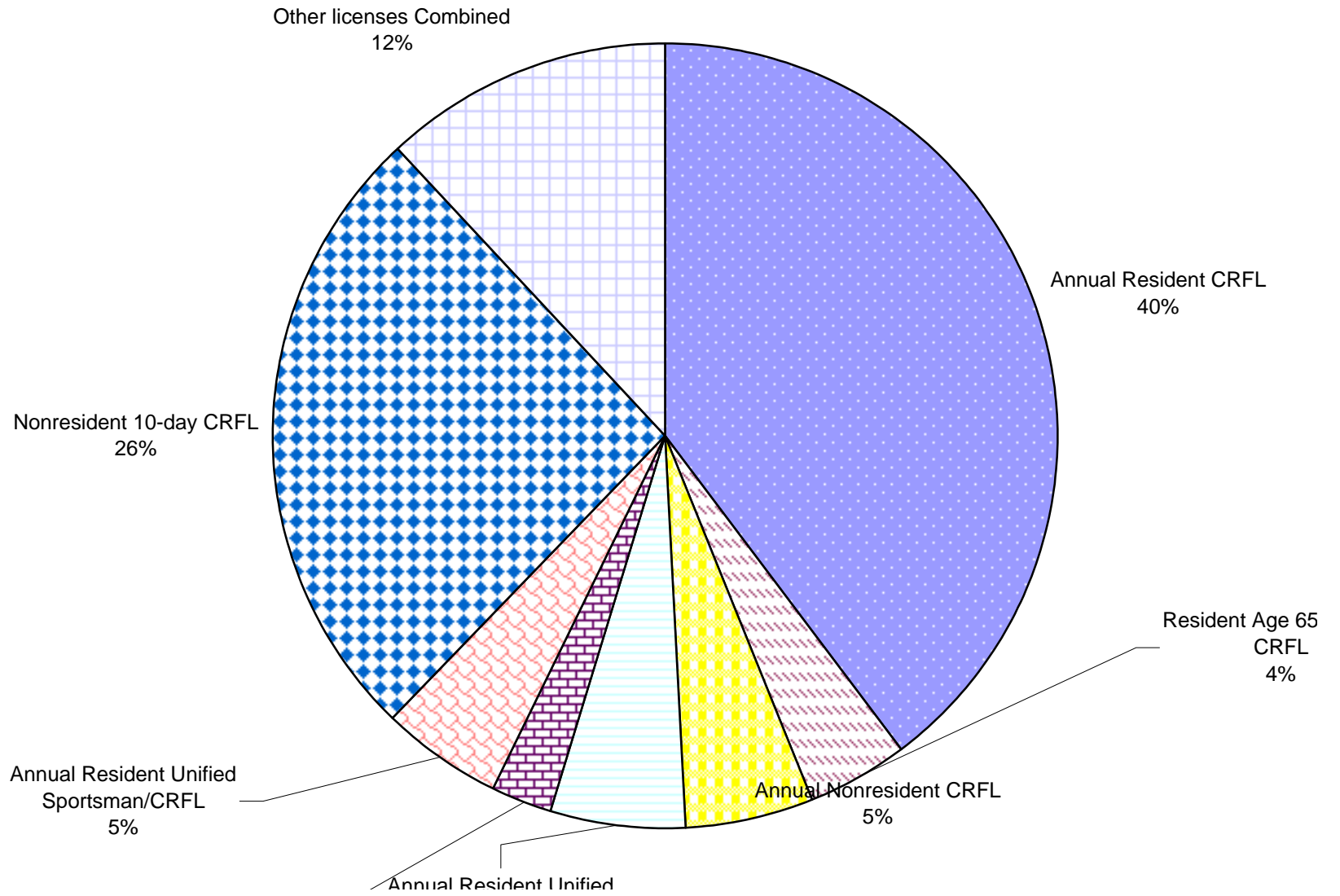


Table 4. Number of For Hire Blanket Coastal Recreational Fishing Licenses sold by type and vessel size, December 1, 2006 - May 31, 2008.

| For Hire Blanket Type | 0 to 18 feet | >18 to 38 feet | >38 to 50 feet | >50 feet | Total Sold | % Sold |
|------------------------------|---------------------|--------------------------|--------------------------|--------------------|-------------------|---------------|
| 6 or Fewer Passengers | 33 | 617 | 217 | 208 | 1075 | 90% |
| More than 6 Passengers | 0 | 13 | 54 | 59 | 126 | 10% |
| Total | 33 | 630 | 271 | 267 | 1201 | 100% |

**Percentage of For Hire Blanket Coastal Recreational Fishing Licenses
Sold by Type, December 1, 2006 - May 31, 2008**

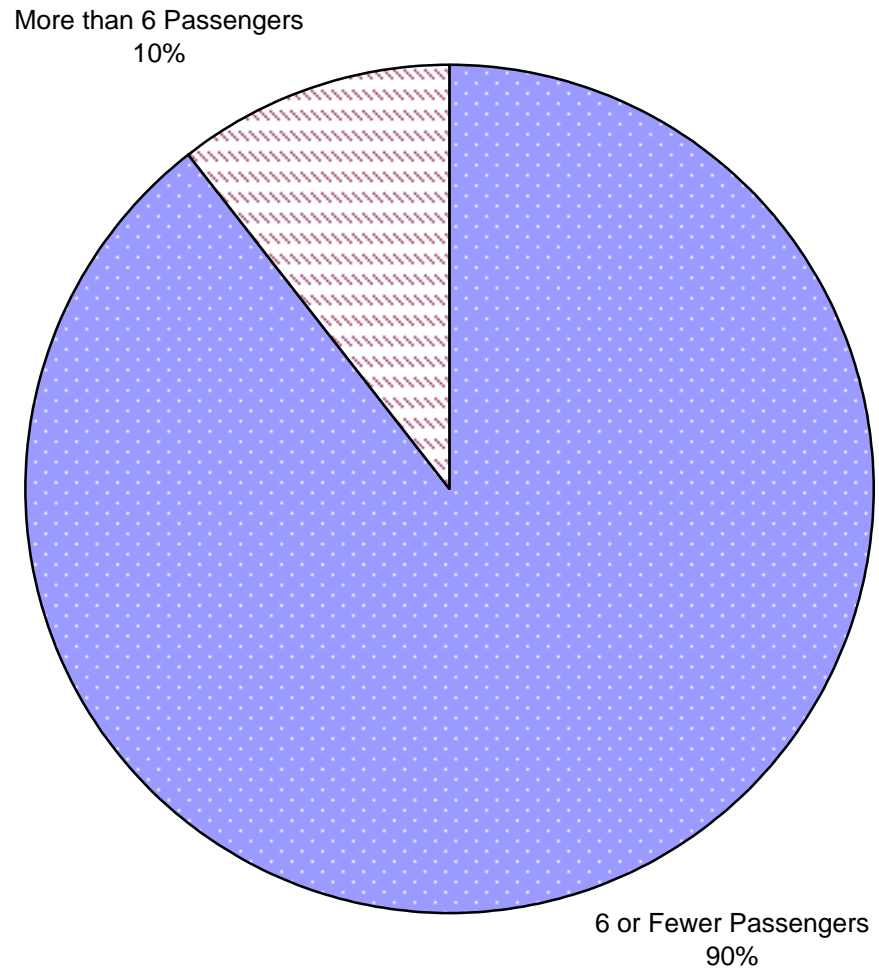


Table 5. Number of For Hire Blanket Coastal Recreational Fishing Licenses by state of residence, December 1, 2006 - May 31, 2008.

| State | 6 or Fewer Passengers | 6 or More Passengers | Total |
|----------------|------------------------------|-----------------------------|--------------|
| Delaware | 5 | 0 | 5 |
| Florida | 6 | 2 | 8 |
| Massachusetts | 2 | 0 | 2 |
| Maryland | 20 | 10 | 30 |
| North Carolina | 926 | 78 | 1004 |
| New Jersey | 8 | 0 | 8 |
| New York | 3 | 0 | 3 |
| Pennsylvania | 2 | 0 | 2 |
| South Carolina | 26 | 19 | 45 |
| Virginia | 77 | 17 | 94 |
| Total | 1075 | 126 | 1201 |

Table 6. Number of Coastal Recreational Fishing Licenses sold by sales outlet, January 1, 2007 - May 31, 2008.

| SalesOutlet | NumberSold | Percent Sold |
|--------------------------|-------------------|---------------------|
| License Agents | 477,962 | 81.68% |
| Online | 71,207 | 12.17% |
| WRC Helpdesk (Telephone) | 17,381 | 2.97% |
| DSS | 9,437 | 1.61% |
| DMF Agent | 6,615 | 1.13% |
| WRC Front Counter | 2,022 | 0.35% |
| WRC Education Center | 559 | 0.10% |
| Total | 585,183 | 100.00% |

**Percentage of Coastal Recreational Fishing Licenses Sold by Sales Outlet
January 1, 2007 - May 31, 2008**

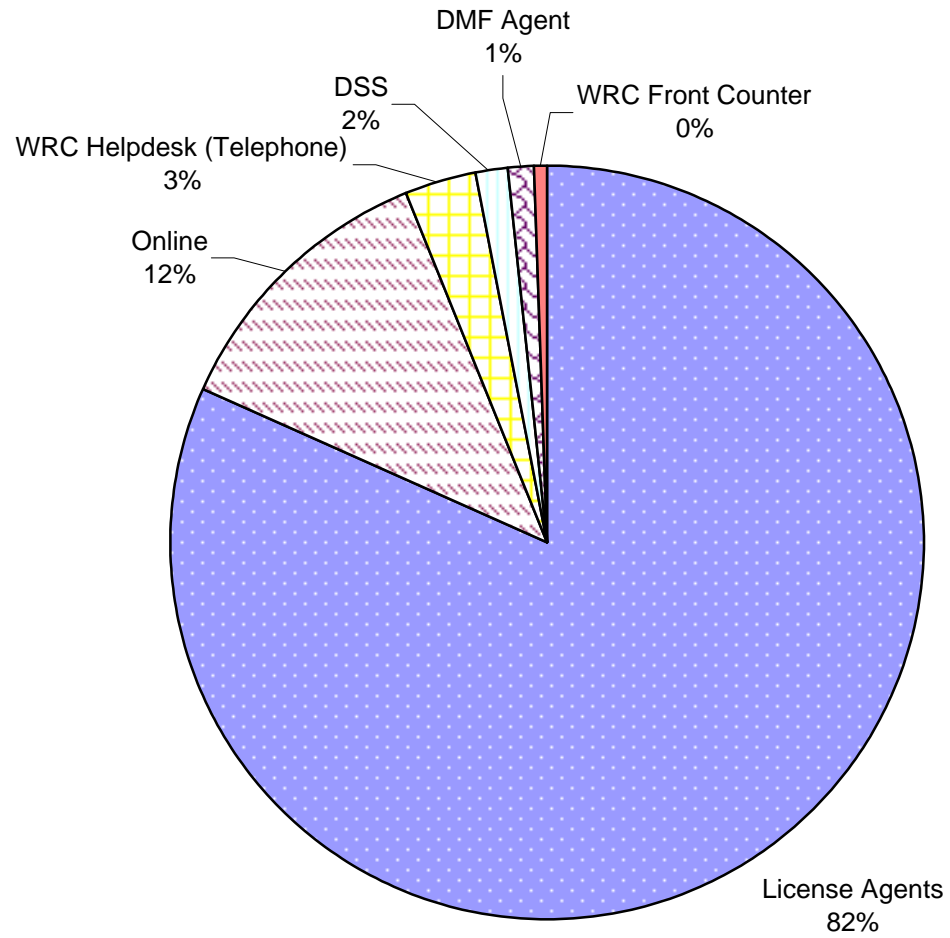


Table 7. Number of Coastal Recreational Fishing Licenses sold by Division of Marine Fisheries Offices, excluding blanket CRFL, January 1, 2007 - May 31, 2008.

| DMFSalesOffice | NumberSold | Percent Sold |
|-----------------------|-------------------|---------------------|
| Morehead City | 2,794 | 52% |
| Wanchese | 885 | 16% |
| Wilmington | 753 | 14% |
| Columbia | 367 | 7% |
| Elizabeth City | 293 | 5% |
| Washington | 284 | 5% |
| Total | 5,376 | 100% |

Note: All blanket licenses (1239) are issued only at DMF offices. Sales by DMF office not available.

**Percentage of Coastal Recreational Fishing Licenses Sold by
Division of Marine Fisheries License Office,
Excluding Blanket Coastal Recreational Fishing Licenses,
January 1, 2007 - May 31, 2008**

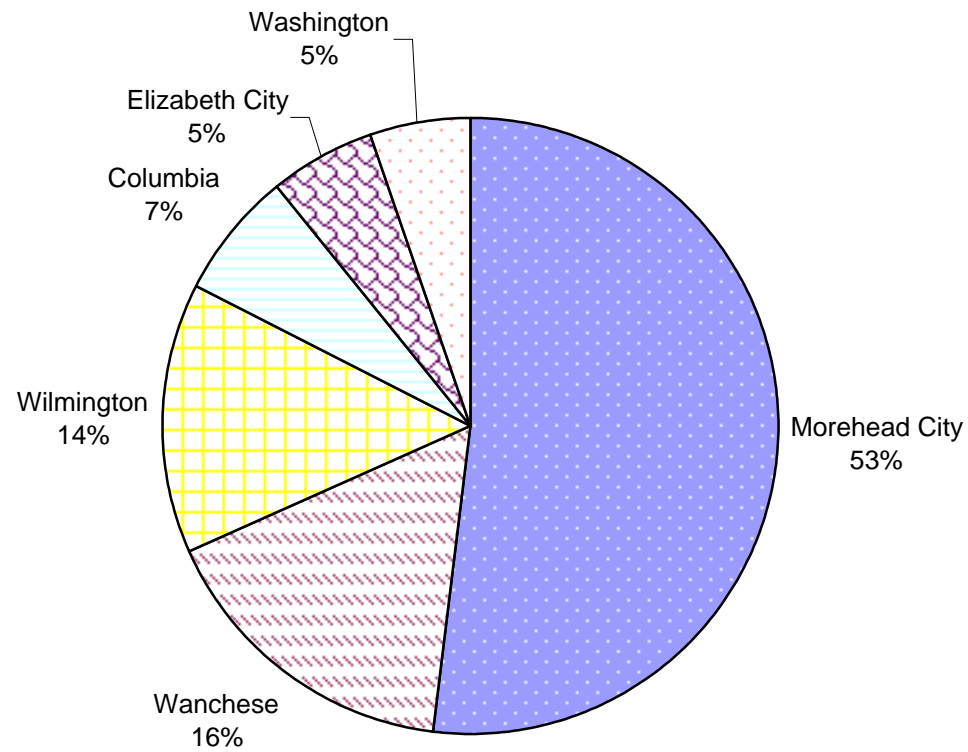


Table 8. Number of Coastal Recreational Fishing Licenses sold by North Carolina county of sale (location where license sales agent resides), excluding blanket Coastal Recreational Fishing Licenses, January 1, 2007 - May 31, 2008.

| AgentCounty | NumberSold | Rank | AgentCounty | NumberSold |
|--------------------|-------------------|-------------|--------------------|-------------------|
| Alamance | 2,984 | 1 | Dare | 109,178 |
| Alexander | 272 | 2 | Wake | 103,734 |
| Alleghany | 144 | 3 | Carteret | 57,389 |
| Anson | 437 | 4 | Brunswick | 47,060 |
| Ashe | 334 | 5 | New Hanover | 43,148 |
| Avery | 96 | 6 | Onslow | 21,270 |
| Beaufort | 12,253 | 7 | Pender | 20,926 |
| Bertie | 1,380 | 8 | Lenoir | 12,904 |
| Bladen | 1,072 | 9 | Beaufort | 12,253 |
| Brunswick | 47,060 | 10 | Craven | 12,099 |
| Buncombe | 701 | 11 | Pitt | 8,928 |
| Burke | 616 | 12 | Hyde | 7,618 |
| Cabarrus | 3,281 | 13 | Cumberland | 7,155 |
| Caldwell | 789 | 14 | Wayne | 5,929 |
| Camden | 753 | 15 | Johnston | 5,859 |
| Carteret | 57,389 | 16 | Forsyth | 5,088 |
| Caswell | 173 | 17 | Guilford | 4,857 |
| Catawba | 1,277 | 18 | Robeson | 4,014 |
| Chatham | 1,007 | 19 | Martin | 3,857 |
| Cherokee | 91 | 20 | Pasquotank | 3,817 |
| Chowan | 1,856 | 21 | Wilson | 3,643 |
| Clay | 55 | 22 | Pamlico | 3,512 |
| Cleveland | 550 | 23 | Cabarrus | 3,281 |
| Columbus | 3,226 | 24 | Duplin | 3,236 |
| Craven | 12,099 | 25 | Columbus | 3,226 |
| Cumberland | 7,155 | 26 | Currituck | 3,196 |
| Currituck | 3,196 | 27 | Nash | 3,187 |
| Dare | 109,178 | 28 | Alamance | 2,984 |
| Davidson | 2,764 | 29 | Harnett | 2,900 |
| Davie | 723 | 30 | Sampson | 2,843 |
| Duplin | 3,236 | 31 | Davidson | 2,764 |
| Durham | 2,031 | 32 | Mecklenburg | 2,676 |
| Edgecombe | 2,291 | 33 | Edgecombe | 2,291 |
| Forsyth | 5,088 | 34 | Rowan | 2,279 |
| Franklin | 605 | 35 | Durham | 2,031 |
| Gaston | 1,544 | 36 | Chowan | 1,856 |
| Gates | 328 | 37 | Randolph | 1,798 |
| Graham | 66 | 38 | Hertford | 1,710 |
| Granville | 544 | 39 | Iredell | 1,675 |
| Greene | 435 | 40 | Tyrrell | 1,642 |
| Guilford | 4,857 | 41 | Gaston | 1,544 |
| Halifax | 911 | 42 | Stanly | 1,467 |
| Harnett | 2,900 | 43 | Bertie | 1,380 |
| Haywood | 203 | 44 | Lee | 1,355 |
| Henderson | 201 | 45 | Moore | 1,309 |
| Hertford | 1,710 | 46 | Catawba | 1,277 |
| Hoke | 396 | 47 | Union | 1,147 |

| | | | |
|--------------|---------|-----------------|-------|
| Hyde | 7,618 | 48 Rockingham | 1,083 |
| Iredell | 1,675 | 49 Bladen | 1,072 |
| Jackson | 161 | 50 Surry | 1,047 |
| Johnston | 5,859 | 51 Chatham | 1,007 |
| Jones | 214 | 52 Perquimans | 962 |
| Lee | 1,355 | 53 Halifax | 911 |
| Lenoir | 12,904 | 54 Vance | 895 |
| Lincoln | 684 | 55 Orange | 874 |
| Macon | 122 | 56 Scotland | 792 |
| Madison | 42 | 57 Caldwell | 789 |
| Martin | 3,857 | 58 Camden | 753 |
| McDowell | 280 | 59 Stokes | 728 |
| Mecklenburg | 2,676 | 60 Davie | 723 |
| Mitchell | 138 | 61 Buncombe | 701 |
| Montgomery | 498 | 62 Richmond | 697 |
| Moore | 1,309 | 63 Lincoln | 684 |
| Nash | 3,187 | 64 Person | 628 |
| New Hanover | 43,148 | 65 Burke | 616 |
| Northampton | 470 | 66 Franklin | 605 |
| Onslow | 21,270 | 67 Washington | 605 |
| Orange | 874 | 68 Wilkes | 583 |
| Pamlico | 3,512 | 69 Cleveland | 550 |
| Pasquotank | 3,817 | 70 Granville | 544 |
| Pender | 20,926 | 71 Montgomery | 498 |
| Perquimans | 962 | 72 Northampton | 470 |
| Person | 628 | 73 Anson | 437 |
| Pitt | 8,928 | 74 Greene | 435 |
| Polk | 46 | 75 Hoke | 396 |
| Randolph | 1,798 | 76 Watauga | 365 |
| Richmond | 697 | 77 Rutherford | 354 |
| Robeson | 4,014 | 78 Ashe | 334 |
| Rockingham | 1,083 | 79 Gates | 328 |
| Rowan | 2,279 | 80 McDowell | 280 |
| Rutherford | 354 | 81 Alexander | 272 |
| Sampson | 2,843 | 82 Yadkin | 257 |
| Scotland | 792 | 83 Warren | 227 |
| Stanly | 1,467 | 84 Jones | 214 |
| Stokes | 728 | 85 Transylvania | 213 |
| Surry | 1,047 | 86 Haywood | 203 |
| Swain | 160 | 87 Henderson | 201 |
| Transylvania | 213 | 88 Caswell | 173 |
| Tyrrell | 1,642 | 89 Jackson | 161 |
| Union | 1,147 | 90 Swain | 160 |
| Vance | 895 | 91 Alleghany | 144 |
| Wake | 103,734 | 92 Mitchell | 138 |
| Warren | 227 | 93 Macon | 122 |
| Washington | 605 | 94 Avery | 96 |
| Watauga | 365 | 95 Cherokee | 91 |
| Wayne | 5,929 | 96 Graham | 66 |
| Wilkes | 583 | 97 Clay | 55 |
| Wilson | 3,643 | 98 Polk | 46 |
| Yadkin | 257 | 99 Madison | 42 |

Yancey 25

Total 583,944

100 Yancey 25

Total 583,944

Table 9. Number of Coastal Recreational Fishing Licenses sold by country of residence, excluding blanket Coastal Recreational Fishing Licenses, January 1, 2007 - May 31, 2008.

| Country | NumberSold |
|---------------------------|-------------------|
| United States | 582,831 |
| Canada | 656 |
| United Kingdom | 120 |
| Mexico | 59 |
| Germany | 49 |
| Japan | 18 |
| Unknown | 17 |
| Honduras | 15 |
| Other | 14 |
| Netherlands | 12 |
| Australia | 10 |
| Costa Rica | 8 |
| Ireland | 8 |
| South Africa | 8 |
| France | 6 |
| Russian Federation | 6 |
| Sweden | 6 |
| Switzerland | 6 |
| China | 5 |
| New Zealand | 4 |
| Venezuela | 4 |
| Belize | 3 |
| El Salvador | 3 |
| Finland | 3 |
| Guam | 3 |
| Guatemala | 3 |
| Norway | 3 |
| Spain | 3 |
| Belarus | 2 |
| Chile | 2 |
| Denmark | 2 |
| Egypt | 2 |
| Korea, Republic Of | 2 |
| Morocco | 2 |
| Peru | 2 |
| Philippines | 2 |
| Poland | 2 |
| Puerto Rico | 2 |
| Slovakia | 2 |
| Thailand | 2 |
| Ukraine | 2 |
| United States Minor Outly | 2 |
| Viet Nam | 2 |
| Virgin Islands, U.s. | 2 |
| Algeria | 1 |
| Angola | 1 |
| Austria | 1 |

| | |
|---------------------------|----------------|
| Bahamas | 1 |
| Bermuda | 1 |
| Bosnia And Herzegovina | 1 |
| Brazil | 1 |
| British Indian Ocean Terr | 1 |
| Cayman Islands | 1 |
| Colombia | 1 |
| Georgia | 1 |
| Hong Kong | 1 |
| Hungary | 1 |
| Iceland | 1 |
| Iran, Islamic Republic Of | 1 |
| Israel | 1 |
| Italy | 1 |
| Jamaica | 1 |
| Kenya | 1 |
| Kuwait | 1 |
| Lao People's Democratic R | 1 |
| Namibia | 1 |
| Nicaragua | 1 |
| Panama | 1 |
| Sri Lanka | 1 |
| Turkey | 1 |
| Turks And Caicos Islands | 1 |
| United Arab Emirates | 1 |
| Zimbabwe | 1 |
| Total | 583,944 |

Table 10. Number of Coastal Recreational Fishing Licenses sold by state of residence, excluding blanket Coastal Recreational Fishing Licenses, January 1, 2007 - May 31, 2008.

| State | NumberSold | Rank | State | NumberSold |
|--------------------------------|-------------------|-------------|----------------------|-------------------|
| | 1 | 1 | North Carolina | 400,807 |
| Alabama | 595 | 2 | Virginia | 67,656 |
| Alaska | 136 | 3 | Pennsylvania | 24,348 |
| America Samoa | 1 | 4 | Maryland | 14,450 |
| Arizona | 409 | 5 | Ohio | 9,818 |
| Arkansas | 251 | 6 | South Carolina | 9,443 |
| Armed Forces Americas | 4 | 7 | New Jersey | 7,716 |
| Armed Forces Europe | 5 | 8 | West Virginia | 6,965 |
| California | 1,189 | 9 | New York | 6,199 |
| Colorado | 747 | 10 | Florida | 4,275 |
| Connecticut | 1,385 | 11 | Georgia | 3,863 |
| Delaware | 3,320 | 12 | Tennessee | 3,744 |
| District of Columbia | 290 | 13 | Delaware | 3,320 |
| Federated States of Micronesia | 1 | 14 | Kentucky | 1,933 |
| Florida | 4,275 | 15 | Texas | 1,601 |
| Georgia | 3,863 | 16 | Michigan | 1,579 |
| Guami | 3 | 17 | Indiana | 1,526 |
| Hawaii | 76 | 18 | Connecticut | 1,385 |
| Idaho | 98 | 19 | Massachusetts | 1,206 |
| Illinois | 1,150 | 20 | California | 1,189 |
| Indiana | 1,526 | 21 | Illinois | 1,150 |
| Iowa | 245 | 22 | Colorado | 747 |
| Kansas | 240 | 23 | Missouri | 657 |
| Kentucky | 1,933 | 24 | Alabama | 595 |
| Louisiana | 295 | 25 | New Hampshire | 536 |
| Maine | 366 | 26 | Wisconsin | 516 |
| Maryland | 14,450 | 27 | Vermont | 437 |
| Massachusetts | 1,206 | 28 | Arizona | 409 |
| Michigan | 1,579 | 29 | Minnesota | 379 |
| Minnesota | 379 | 30 | Washington | 373 |
| Mississippi | 202 | 31 | Maine | 366 |
| Missouri | 657 | 32 | Louisiana | 295 |
| Montana | 129 | 33 | District of Columbia | 290 |
| Nebraska | 148 | 34 | Oklahoma | 274 |
| Nevada | 153 | 35 | Arkansas | 251 |
| New Hampshire | 536 | 36 | Iowa | 245 |
| New Jersey | 7,716 | 37 | Kansas | 240 |
| New Mexico | 132 | 38 | Mississippi | 202 |
| New York | 6,199 | 39 | Oregon | 185 |
| North Carolina | 400,807 | 40 | Nevada | 153 |
| North Dakota | 52 | 41 | Utah | 153 |
| Ohio | 9,818 | 42 | Rhode Island | 152 |
| Oklahoma | 274 | 43 | Nebraska | 148 |
| Oregon | 185 | 44 | Out of Country | 137 |
| Out of Country | 137 | 45 | Alaska | 136 |
| Palau | 1 | 46 | New Mexico | 132 |
| Pennsylvania | 24,348 | 47 | Montana | 129 |
| Puerto Rico | 6 | 48 | Wyoming | 102 |
| Rhode Island | 152 | 49 | Idaho | 98 |
| South Carolina | 9,443 | 50 | Hawaii | 76 |
| South Dakota | 75 | 51 | South Dakota | 75 |
| Tennessee | 3,744 | 52 | UNKNOWN | 54 |
| Texas | 1,601 | 53 | North Dakota | 52 |

| State | NumberSold |
|----------------|-------------------|
| UNKNOWN | 54 |
| Utah | 153 |
| Vermont | 437 |
| Virgin Islands | 42 |
| Virginia | 67,656 |
| Washington | 373 |
| West Virginia | 6,965 |
| Wisconsin | 516 |
| Wyoming | 102 |
| Total | 582,831 |

| Rank | State | NumberSold |
|--------------|--------------------------------|-------------------|
| 54 | Virgin Islands | 42 |
| 55 | Puerto Rico | 6 |
| 56 | Armed Forces Europe | 5 |
| 57 | Armed Forces Americas | 4 |
| 58 | Guami | 3 |
| 59 | | 1 |
| 60 | America Samoa | 1 |
| 61 | Federated States of Micronesia | 1 |
| 62 | Palau | 1 |
| Total | | 582,831 |

Table 11. Number of Coastal Recreational Fishing Licenses sold by North Carolina county of residence, excluding blanket Coastal Recreational Fishing Licenses, January 1, 2007 -May 31, 2008.

| County | NumberSold | Rank | County | NumberSold |
|---------------|-------------------|-------------|---------------|-------------------|
| Alamance | 5,222 | 1 | Wake | 30,724 |
| Alexander | 695 | 2 | New Hanover | 23,465 |
| Alleghany | 269 | 3 | Onslow | 19,727 |
| Anson | 545 | 4 | Carteret | 17,842 |
| Ashe | 557 | 5 | Brunswick | 16,528 |
| Avery | 265 | 6 | Craven | 13,412 |
| Beaufort | 8,834 | 7 | Pitt | 12,988 |
| Bertie | 2,408 | 8 | Johnston | 11,917 |
| Bladen | 2,122 | 9 | Guilford | 11,019 |
| Brunswick | 16,528 | 10 | Dare | 10,314 |
| Buncombe | 2,222 | 11 | Cumberland | 10,305 |
| Burke | 1,718 | 12 | Forsyth | 9,212 |
| Cabarrus | 4,013 | 13 | Mecklenburg | 9,174 |
| Caldwell | 1,593 | 14 | Wayne | 9,039 |
| Camden | 1,153 | 15 | Beaufort | 8,834 |
| Carteret | 17,842 | 16 | Pender | 7,765 |
| Caswell | 684 | 17 | Davidson | 6,785 |
| Catawba | 2,913 | 18 | Lenoir | 6,164 |
| Chatham | 2,393 | 19 | Rowan | 6,025 |
| Cherokee | 128 | 20 | Robeson | 5,641 |
| Chowan | 2,230 | 21 | Wilson | 5,639 |
| Clay | 81 | 22 | Harnett | 5,596 |
| Cleveland | 1,387 | 23 | Nash | 5,300 |
| Columbus | 3,598 | 24 | Alamance | 5,222 |
| Craven | 13,412 | 25 | Randolph | 5,186 |
| Cumberland | 10,305 | 26 | Sampson | 5,001 |
| Currituck | 2,827 | 27 | Durham | 4,709 |
| Dare | 10,314 | 28 | Duplin | 4,697 |
| Davidson | 6,785 | 29 | Gaston | 4,221 |
| Davie | 1,619 | 30 | Cabarrus | 4,013 |
| Duplin | 4,697 | 31 | Union | 3,729 |
| Durham | 4,709 | 32 | Columbus | 3,598 |
| Edgecombe | 2,974 | 33 | Orange | 3,448 |
| Forsyth | 9,212 | 34 | Iredell | 3,310 |
| Franklin | 2,254 | 35 | Pasquotank | 3,210 |
| Gaston | 4,221 | 36 | Martin | 3,139 |
| Gates | 784 | 37 | Pamlico | 3,089 |
| Graham | 78 | 38 | Edgecombe | 2,974 |
| Granville | 1,644 | 39 | Catawba | 2,913 |
| Greene | 1,604 | 40 | Currituck | 2,827 |
| Guilford | 11,019 | 41 | Moore | 2,824 |
| Halifax | 1,509 | 42 | Rockingham | 2,547 |
| Harnett | 5,596 | 43 | Bertie | 2,408 |
| Haywood | 464 | 44 | Chatham | 2,393 |
| Henderson | 786 | 45 | Lee | 2,375 |
| Hertford | 1,372 | 46 | Washington | 2,348 |
| Hoke | 1,522 | 47 | Franklin | 2,254 |
| Hyde | 1,346 | 48 | Chowan | 2,230 |
| Iredell | 3,310 | 49 | Buncombe | 2,222 |
| Jackson | 283 | 50 | Bladen | 2,122 |
| Johnston | 11,917 | 51 | Stanly | 2,090 |
| Jones | 1,311 | 52 | Stokes | 1,996 |
| Lee | 2,375 | 53 | Lincoln | 1,831 |

| <u>County</u> | <u>NumberSold</u> | <u>Rank</u> | <u>County</u> | <u>NumberSold</u> |
|---------------|-------------------|--------------|----------------|-------------------|
| Lenoir | 6,164 | 54 | Perquimans | 1,823 |
| Lincoln | 1,831 | 55 | Burke | 1,718 |
| Macon | 255 | 56 | Surry | 1,675 |
| Madison | 203 | 57 | Granville | 1,644 |
| Martin | 3,139 | 58 | Davie | 1,619 |
| McDowell | 747 | 59 | Greene | 1,604 |
| Mecklenburg | 9,174 | 60 | Caldwell | 1,593 |
| Mitchell | 229 | 61 | Hoke | 1,522 |
| Montgomery | 825 | 62 | Halifax | 1,509 |
| Moore | 2,824 | 63 | Yadkin | 1,419 |
| Nash | 5,300 | 64 | Wilkes | 1,418 |
| New Hanover | 23,465 | 65 | Cleveland | 1,387 |
| Northampton | 809 | 66 | Hertford | 1,372 |
| Onslow | 19,727 | 67 | Hyde | 1,346 |
| Orange | 3,448 | 68 | Richmond | 1,327 |
| Out of State | 7 | 69 | Jones | 1,311 |
| Pamlico | 3,089 | 70 | UNKNOWN | 1,310 |
| Pasquotank | 3,210 | 71 | Camden | 1,153 |
| Pender | 7,765 | 72 | Person | 1,122 |
| Perquimans | 1,823 | 73 | Scotland | 1,108 |
| Person | 1,122 | 74 | Vance | 1,080 |
| Pitt | 12,988 | 75 | Watauga | 872 |
| Polk | 185 | 76 | Montgomery | 825 |
| Randolph | 5,186 | 77 | Tyrrell | 824 |
| Richmond | 1,327 | 78 | Northampton | 809 |
| Robeson | 5,641 | 79 | Henderson | 786 |
| Rockingham | 2,547 | 80 | Gates | 784 |
| Rowan | 6,025 | 81 | McDowell | 747 |
| Rutherford | 714 | 82 | Rutherford | 714 |
| Sampson | 5,001 | 83 | Alexander | 695 |
| Scotland | 1,108 | 84 | Caswell | 684 |
| Stanly | 2,090 | 85 | Ashe | 557 |
| Stokes | 1,996 | 86 | Anson | 545 |
| Surry | 1,675 | 87 | Warren | 468 |
| Swain | 177 | 88 | Haywood | 464 |
| Transylvania | 316 | 89 | Transylvania | 316 |
| Tyrrell | 824 | 90 | Jackson | 283 |
| Union | 3,729 | 91 | Alleghany | 269 |
| UNKNOWN | 1,310 | 92 | Avery | 265 |
| Vance | 1,080 | 93 | Macon | 255 |
| Wake | 30,724 | 94 | Mitchell | 229 |
| Warren | 468 | 95 | Madison | 203 |
| Washington | 2,348 | 96 | Polk | 185 |
| Watauga | 872 | 97 | Swain | 177 |
| Wayne | 9,039 | 98 | Yancey | 157 |
| Wilkes | 1,418 | 99 | Cherokee | 128 |
| Wilson | 5,639 | 100 | Clay | 81 |
| Yadkin | 1,419 | 101 | Graham | 78 |
| Yancey | 157 | 102 | Out of State | 7 |
| Total | 400,808 | Total | 400,808 | |

Table 12. Number of Wildlife Resources Commission lifetime licenses issued before January 1, 2006 that now include Coastal Recreational Fishing License fishing privileges (grandfathered licenses)

| License Type | Number of Licenses |
|---|---------------------------|
| Lifetime Comprehensive Inland Fish w/ CRFL | 12,000 |
| Permanent Disabled State Fish w/ CRFL | 11,508 |
| Resident Sportsman Adult w/ CRFL | 55,098 |
| Sportsman Youth w/ CRFL | 13,518 |
| Sportsman Infant w/ CRFL | 59,745 |
| Nonresident Sportsman Adult w/ CRFL | 1,683 |
| Resident Lifetime Over 70 Sportsman w/ CRFL | 69,447 |
| Disabled Combination Hunt/Fish w/ CRFL Basic | 7,177 |
| Disabled Sportsman w/ CRFL | 4,745 |
| Lifetime Hunt/Fish/Trap w/CRFL Disabled Veteran | 61 |
| Fish for Adult Home Care w/ CRFL | 708 |
| Fish for Legally Blind w/ CRFL | 3,152 |
| Lifetime Comprehensive Over 70 Fish w/ CRFL | 22,107 |
| Total | 260,949 |

Data provided by the NCWRC

Note: Data includes all lifetime licenses purchased before January 1, 2006. There was no criteria set to exclude anyone since all lifetime licenses with fishing privileges had to be grandfathered for historical purposes, even those records flagged as deceased.