

# **Fishery Management Plans**

November 2023 Business Meeting

<u>Document</u>	<u>Page</u>
Fishery Management Plan (FMP) Update Memo	02
Hard Clam FMP Amendment 3 Decision Document	04
Eastern Oyster FMP Amendment 5 Decision Document	08
Eastern Oyster and Hard Clam FMP Amendments Scoping Document	13
Striped Mullet FMP Amendment 2 Decision Document	21
Draft Striped Mullet FMP Amendment 2	32



ROY COOPER  
*Governor*

ELIZABETH S. BISER  
*Secretary*

KATHY B. RAWLS  
*Director*

Nov. 2, 2023

## MEMORANDUM

**TO:** N.C. Marine Fisheries Commission

**FROM:** Corrin Flora, Fishery Management Plan Coordinator  
Fisheries Management Section

**SUBJECT:** Fishery Management Plan Update and Schedule Review

---

### Issue

Update the N.C. Marine Fisheries Commission (MFC) on the status of North Carolina fishery management plans (FMPs).

### Action Needed

For informational purposes only, **no action is needed at this time.**

### Overview

This memo provides an overview of the status of six North Carolina FMPs for the November 2023 MFC business meeting.

### Striped Mullet FMP

The peer reviewed benchmark stock assessment for striped mullet indicated the stock was overfished and experiencing overfishing in the terminal year of 2019. Due to overfishing concerns, the Secretary authorized the MFC to develop temporary management through a supplement. At its November 2022 business meeting, the MFC selected preferred management for Supplement A to the Striped Mullet FMP Amendment 1. At its May 2023 business meeting, the MFC requested additional management options with regional considerations be added to Supplement A. The MFC adopted Supplement A at its May 2023 business meeting. Supplement A management will be implemented in November 2023.

Until new management is adopted, striped mullet are managed under the Striped Mullet FMP Amendment 1 and Supplement A to Amendment 1. At the November 2022 MFC business meeting, the MFC approved the Striped Mullet FMP Amendment 2 Goal and Objectives. Staff, with guidance from the Striped Mullet FMP Advisory Committee, have completed drafting Amendment 2. The MFC will receive an overview of Amendment 2 at its November business meeting. At that time, the MFC will vote to send Amendment 2 for public and MFC advisory committees review. This review would occur December 18, 2023 – January 17, 2024.

### **Spotted Seatrout FMP**

The peer reviewed, benchmark stock assessment for spotted seatrout indicated the stock is not overfished but is experiencing overfishing. The DMF held scoping for the Spotted Seatrout FMP Amendment 1 from March 13-24, 2023. At its May 2023 business meeting, the MFC approved the Amendment 1 Goal and Objectives. Staff are working on drafting Amendment 1. The division will seek applications for the Spotted Seatrout FMP Advisory Committee in early 2024.

### **Eastern Oyster and Hard Clam FMPs**

The 2022 FMP Schedule includes reviews of the Eastern Oyster and Hard Clam FMPs. Scoping was held September 11-22, 2023. The public had opportunities to participate through written comment, two online questionnaires, and four meetings (one of which was available virtually). Due to limited participation, staff are working on additional ways to obtain the public perspective on potential management. At its November 2023 business meeting, the MFC will have the opportunity to provide input on oyster and hard clam management strategies to consider while drafting the plans and will be asked to approve the Eastern Oyster FMP Amendment 5 and Hard Clam Amendment 3 goal and objectives.

### **Blue Crab FMP**

The Blue Crab FMP Amendment 3 adaptive management framework included an update to the stock assessment at least once between full reviews of the FMP. The 2018 stock assessment indicated the stock was overfished and overfishing was occurring in the terminal year of 2016. Amendment 3 implemented management to address the stock status. A stock assessment update has is being completed with data through 2022. Staff are analyzing the results and working to complete the 2023 stock assessment update report. At its February 2024 business meeting, the MFC will receive an overview of the 2023 stock assessment update results.

### **Estuarine Striped Bass FMP**

Estuarine Striped Bass is managed under Amendment 2, adopted in November 2022. Based on stock concerns identified during the preparation of the 2022 Annual Review, specifically the continuing low juvenile abundance, the division updated the Albemarle-Roanoke stock assessment with data through 2022. The MFC received an overview of the 2022 stock assessment update results at its August 2023 business meeting. At its November 2023 business meeting, the MFC will receive an update on Amendment 2 adaptive management and continuing efforts to address the stock condition.

# DECISION DOCUMENT

## Hard Clam Fishery Management Plan

### Amendment 3



This document was developed to help the MFC track previous activity and prepare for upcoming actions for Eastern Oyster FMP Amendment 5.

November 15, 2023

## Summary

The Marine Fisheries Commission will review the outcome from the recent joint Hard Clam and Eastern Oyster Scoping period, can provide input on management strategies for further development, and may vote on approval of the draft Goal and Objectives for both plans. The Hard Clam and Eastern Oyster plans are often reviewed and amended at the same time because many of the issues considered in the management of these fisheries are related and therefore the management options can overlap. However, despite a single scoping document, from this point forward the two plans will be addressed in separate documents. Amendment 3 of the Hard Clam FMP will focus on two primary issues, recreational shellfish harvest and the mechanical harvest fishery.

## Background

### Recreational Shellfish Harvest (Joint Issue with Eastern Oyster)

An issue acknowledged in all past eastern oyster and hard clam fishery management plans is the inability to accurately estimate the recreational shellfish harvest in the state, resulting in a potentially large gap in landings data for both species. Limited data has been collected since November 2010 through a monthly shellfish survey sent to select Coastal Recreational Fishing License (CRFL) holders, however, since no license is needed to recreationally harvest shellfish, there may be many additional recreational shellfish harvesters not included as possible survey participants. Low survey returns from CRFL license holders and the inability to adequately survey all potential recreational harvesters has resulted in unreliable estimates of recreational harvest.

An expansion of recreational harvest data collection, which includes the entire recreational shellfishing community, is needed to accurately estimate recreational effort and catch. The division is striving to establish the best available data sources across the fishery to develop stock assessments, however, key information like effort and catch are necessary for success. A license or permit may be one way to collect that necessary data. This management tool would better allow for accurate estimates of recreational harvest for both eastern oysters and hard clams within North Carolina.

### Mechanical Harvest

The use of mechanical gear to harvest clams has historically made up an important portion of total clam harvest. However, mechanical harvest participation has been declining over the years. From 1994 to 2021 the number of participants went from 122 to 4. This decline has continued over the last five years with 13 participants landing 12,370 pounds in 2017 while 2021 had 4 participants who landed 9,889 pounds. When the area of New River is open, 48% to 97% of total mechanical harvest landings come from this location.

In the past 5 to 10 years there have been high rates of die offs in the New River. The root cause of die-off events are hard to determine but have been investigated to the

practical extent of the Division’s resources with no definite conclusions. Although, water quality is frequently cited by the public. Not only is there a decrease of clams coming from this location but the ecological impacts and bottom disturbing nature of mechanical harvest harbors negative effects. These effects include a decrease in clam recruitment, seagrass bed biomass, and other benthic macroinvertebrates.

Maintenance Dredging

Mechanical harvest can also occur before a maintenance dredging event occurs through Marine Fisheries Commission Rule 15A NCAC 03K .0301 (b). This could be an area where mechanical harvest can still be utilized. However, it has not been used since 2007 and often the short window of opportunity has limited the ability to use this rule. Timing and communication with the Army Corps of Engineers is another factor that limits the use of this rule.

Amendment Timing (Grey indicates a step is complete.)

You Are Here

September – October 2023	Division holds public scoping period
<b>November 2023</b>	<b>MFC approves goal and objectives of FMP</b>
November 2023 – June 2024	Division drafts FMP
July 2024	Division held workshop to review and further develop draft FMP Striped Mullet FMP Advisory Committee
August – October 2024	Division updates draft plan
November 2024	MFC Reviews draft and votes on sending draft FMP for public and AC review
January 2025	MFC Advisory Committees meet to review draft FMP and receive public comment
February 2025	MFC selects preferred management options
March-April 2025	DEQ Secretary and Legislative review of draft FMP
May 2025	MFC votes on final adoption of FMP
TBD	DMF and MFC implement management strategies

Goal and Objectives (Action Item)

The goal of the N.C. Hard Clam FMP is to manage the hard clam resource to provide long-term harvest and continue to offer protection and ecological benefits to North

Carolina's estuaries. To achieve this goal, it is recommended that the following objectives be met:

- Use the best available biological, environmental, habitat, fishery, social, and economic data to effectively monitor and manage the hard clam fishery and its environmental role.
- Manage hard clam harvesting gear use to minimize damage to the habitat.
- Coordinate with DEQ and stakeholders to implement actions that protect habitat and environmental quality consistent with the Coastal Habitat Protection Plan (CHPP) recommendations.
- Promote stewardship of the resource through public outreach to increase public awareness regarding the ecological value of hard clams and encourage stakeholder involvement in fishery management and habitat enhancement activities.

### Next Steps

If the Goal and Objectives are adopted the Division's Hard Clam Plan Development Team will begin drafting the Hard Clam FMP Amendment 3 document. This includes updating the base plan as well as beginning to draft the issue papers that will discuss management options. The Division's Plan Development Team will also work with a FMP Advisory Committee to develop a draft that is ready for MFC review. That process is expected to be complete by the Commission's November 2024 meeting. During that process, the Commission will receive regular updates and have opportunities to discuss and provide input on the development of the plan.

# DECISION DOCUMENT

## Eastern Oyster Fishery Management Plan

### Amendment 5



This document was developed to help the MFC track previous activity and prepare for upcoming actions for Eastern Oyster FMP Amendment 5.

November 15, 2023



## Summary

The Marine Fisheries Commission will review the outcome from the recent joint Hard Clam and Eastern Oyster Scoping period, can provide input on management strategies for further development, and vote on approval of the draft Goal and Objectives for both plans. The Hard Clam and Eastern Oyster plans are often reviewed and amended at the same time because many of the issues considered in the management of these fisheries are related and therefore the management options can overlap. However, despite a single scoping document, from this point forward the two plans will be addressed in separate documents. Amendment 5 of the Eastern Oyster FMP will address recreational shellfish harvest, subtidal oyster mechanical harvest, and intertidal oyster hand harvest.

## Background

### Recreational Shellfish Harvest (Joint Issue with Hard Clam)

An issue acknowledged in all past eastern oyster and hard clam fishery management plans is the inability to accurately estimate the recreational shellfish harvest in the state, resulting in a potentially large gap in landings data for both species. Limited data has been collected since November 2010 through a monthly shellfish survey sent to select Coastal Recreational Fishing License (CRFL) holders, however, since no license is needed to recreationally harvest shellfish, there may be many additional recreational shellfish harvesters not included as possible survey participants. Low survey returns from CRFL license holders and the inability to adequately survey all potential recreational harvesters has resulted in unreliable estimates of recreational harvest.

An expansion of recreational harvest data collection, which includes the entire recreational shellfishing community, is needed to accurately estimate recreational effort and catch. The division is striving to establish the best available data sources across the fishery to develop stock assessments, however, key information like effort and catch are necessary for success. A license or permit may be one way to collect that necessary data. This management tool would better allow for accurate estimates of recreational harvest for both eastern oysters and hard clams within North Carolina.

### Enhancement Programs

The Division has the longest running and largest scale harvestable oyster reef enhancement programs in the United States, as well as one of the largest no-take oyster enhancement programs. Amendment 5 of the Eastern Oyster FMP seeks to better integrate oyster restoration and protection programs with fishery management needs and to address data needs for a future stock assessment.

The Cultch Planting Program began in 1915 to replace shell material on oyster reefs removed by harvest. Since the program began, over 21 million bushels of cultch material have been planted in the form of small-scale, low-relief, harvestable oyster reefs. Over the last ten years, 624 acres of oyster reef has been created in public

bottom, with the goal of creating an additional 50 acres per year into the future. The Cultch Planting Program constructs oyster reefs for habitat restoration and to reduce pressure on natural reefs.

In 1996, the Oyster Sanctuary Program was established to construct large, no-take reserves that support oyster brood stock and supply both wild and cultch planting sites with oyster larvae. As of 2023, over 395 acres are protected across 14 no-take Oyster Sanctuaries.

### Subtidal Oyster Mechanical Harvest

The mechanical oyster fishery is limited to the Pamlico Sound and a season beginning on the third Monday in November and ending on March 31. While this is the maximum length of the season, it is closed by area when management triggers are reached. Triggers, monitored by the Division, are based on percentage of legal sized oysters in a management region.

The oyster resource in the mechanical harvest areas may be impacted by hurricanes, low dissolved oxygen, or extreme temperatures. These impacts may only allow harvest for a few weeks before the management trigger is reached and the season closes. The actual mechanical harvest season for oysters is highly variable and is affected by the condition of the oyster resource and fishery effort. This variability in season length and area openings is often viewed negatively by commercial harvesters.

Poor water quality from storm events has disproportionately affected the deep-water oyster reefs in the Neuse River and Pamlico River areas of western Pamlico Sound. These reefs have suffered large die offs compared to oyster reefs in the shallow bays or the eastern portion of Pamlico Sound, closer to Oregon inlet. These deep-water reefs have been in poor condition since 2017. Research has shown oyster reefs need higher vertical relief (height) in these deep areas to be resilient to these negative storm event effects. However, mechanical harvest reduces the ability of natural oyster reefs in deep water to gain and maintain height.

The Division's Cultch Planting Program has put significant effort into creating and enhancing oyster reefs in Pamlico Sound. Most of this effort has occurred in the shallow bays and along the shoreline to the north and the Crab Hole area south of Wanchese. Current mechanical fishery management does not distinguish between natural and cultch planted reefs in Pamlico Sound, however, management could focus harvest effort on cultch planted reefs. This would help restore and protect the deep-water natural oyster resources in western Pamlico Sound and offer greater certainty to commercial harvesters on season length and area openings.

### Intertidal Oyster Hand Harvest

Intertidal oyster reefs are in the zone between the low and high tide marks. Hand harvest accounts for most of the commercial oyster landings and has been the dominant harvest gear in North Carolina since the 1960s. Hand harvest oyster landings

are more consistent than mechanical harvest landings and come primarily from intertidal oyster reefs between Core Sound and the South Carolina state line. Oyster hand harvest from this southern region is a significant amount of the overall oyster landings even though the area only accounts for five percent of the total shellfish harvest area open in the state.

In response to the concern of increasing participation and declining bushels landed per trip in the hand harvest oyster fishery, the Marine Fisheries Commission limited Shellfish License holders to two bushels of oysters per person per day no more than four bushels per vessel statewide as part of Amendment 4 in October 2017. After Amendment 4 implementation, participation and landings in the hand harvest fishery declined. A pilot program to monitor intertidal oyster reefs was developed and implemented by the Division. While this program is not currently used to manage the hand harvest fishery, information collected by this sampling program could be used in future management.

### Amendment Timing (Grey indicates a step is complete.)

You Are Here

September – October 2023	Division holds public scoping period
<b>November 2023</b>	<b>MFC approves goal and objectives of FMP</b>
November 2023 – June 2024	Division drafts FMP
July 2024	Division held workshop to review and further develop draft FMP Striped Mullet FMP Advisory Committee
August – October 2024	Division updates draft plan
November 2024	MFC Reviews draft and votes on sending draft FMP for public and AC review
January 2025	MFC Advisory Committees meet to review draft FMP and receive public comment
February 2025	MFC selects preferred management options
March-April 2025	DEQ Secretary and Legislative review of draft FMP
May 2025	MFC votes on final adoption of FMP
TBD	DMF and MFC implement management strategies

## Goal and Objectives (*Action Item*)

The goal of the N.C. Oyster FMP is to manage the oyster resource to maintain oyster populations that provide long-term harvest and continue to offer protection and ecological benefits to North Carolina's estuaries. This goal reflects the actions of the Cultch Planting and Oyster Sanctuary programs. To achieve this goal, it is recommended that the following objectives be met:

- Use the best available biological, environmental, habitat, fishery, social, and economic data to effectively monitor and manage the oyster fishery and its environmental role.
- Support and implement the restoration and protection of oyster populations as both a fishery resource and an important estuarine habitat through the actions of the Cultch Planting and Oyster Sanctuary programs.
- Coordinate with DEQ and stakeholders to implement actions that protect habitat and environmental quality consistent with the Coastal Habitat Protection Plan (CHPP) recommendations.
- Manage oyster harvesting gear use to minimize damage to habitat.
- Promote stewardship of the resource through public outreach to increase public awareness regarding the ecological value of oysters and encourage stakeholder involvement in fishery management and habitat enhancement activities.

## Next Steps

If the Goal and Objectives are adopted the Division's Eastern Oyster Plan Development Team will begin drafting the Eastern Oyster FMP Amendment 5 document. This includes updating the base plan as well as beginning to draft the issue papers that will discuss management options. The Division's Plan Development Team will also work with a FMP Advisory Committee to develop a draft for MFC review. That process is expected to be complete by the Commission's November 2024 meeting. During that process, the Commission will receive regular updates and have opportunities to discuss and provide input on the development of the plan.

# SHELLFISH SCOPING DOCUMENT

for

## Eastern Oyster and Hard Clam Fishery Management Plans

### Fishery Management



Management **PLANS** set specific management goals for a fishery.

Management **STRATEGIES** are techniques to achieve the set management goals.

Management **MEASURES** are the actions to achieve the management strategies.



September 2023

### What is Scoping?

Scoping is the first stage of the Division of Marine Fisheries (DMF) Fishery Management Plan (FMP) process. Scoping serves to:

- (1) Provide notice to the public that a FMP is under formal review.
- (2) Inform the public of the stock status, when available.
- (3) Solicit stakeholder input on relevant management strategies and issues that may need addressed.
- (4) Recruit potential FMP advisory committee (AC) members to assist the DMF in drafting the plan.

Scoping is the first opportunity to provide insight on a FMP. This is the best opportunity to provide input for consideration during FMP development.

This scoping document provides an overview of the potential management strategies and issues identified by the DMF, as well as background information on the fisheries and stocks. Management strategies developed in Eastern Oyster Amendment 5 and Hard Clam Amendment 3 will be dependent on statutory requirements, available data, research needs, and the social and economic impacts of management.

### The N.C. Division of Marine Fisheries seeks your input on management strategies for Eastern Oyster and Hard Clam



# Shellfish Scoping Period for Eastern Oyster and Hard Clam

## September 11 - 22, 2023

### Scoping Meetings

DMF staff will provide information to prompt discussion about the N.C. Eastern Oyster FMP Amendment 5 and the Hard Clam FMP Amendment 3. Following a presentation, the public will have an opportunity to give comment and speak directly with DMF staff.

Four in-person meetings will be held across the state, one of which will be available virtually. All meetings will take place from **6 p.m. to 8 p.m.** The Shellfish Scoping Information page has up to date information on both plans.

#### Monday, September 11

Dare County Administration  
Building  
Room 238  
954 Marshall C. Collins Drive  
Manteo, NC 27954

#### Monday, September 18

NC Department of Environmental  
Quality  
Washington Regional Office  
943 Washington Square Mall  
Highway 17  
Washington, NC 27889

#### Tuesday, September 19

Cape Fear Community College  
Union Station Building  
Room 470  
502 N. Front Street  
Wilmington, NC 28401

#### Thursday, September 21

NC Division of Marine Fisheries  
Central District Office  
5285 Highway 70 West  
Morehead City, NC 28557

Attend virtually through WebEx

[Meeting Link](#)

Event number 2432 261 2180

Event password 1234



### Looking for additional ways to provide insight?

Beginning September 11, submit written comments by online forms or U.S. mail by 5 p.m. September 22, 2023.

#### Eastern Oyster online form:



#### Hard Clam online form:



#### To comment by U.S. mail:

N.C. Division of Marine Fisheries  
Shellfish Scoping  
P.O. Box 769  
Morehead City, NC 28557

*FMP Process Questions?  
Contact the FMP  
Coordinator  
Corrin Flora  
Corrin.Flora@deq.nc.gov*

# Eastern Oyster FMP Amendment 5

## Hard Clam FMP Amendment 3

### Background

Previous [Eastern Oyster](#) and [Hard Clam](#) FMPs managed the harvest of wild shellfish stocks, as well as address issues specific to the private cultivation of shellfish in aquaculture. The ending of the relay program and the transition into the use of farming cages and hatchery sourced seed, have reduced reliance on wild shellfish. These changes to private culture practices reduce the need to consider aquaculture in the management of wild oyster and clam stocks. The FMP amendments under development will only focus on wild harvest in both fisheries.

Issues specific to the private aquaculture of shellfish on leases or franchises are addressed by the [North Carolina Shellfish Lease and Aquaculture Program](#).

---

## POTENTIAL JOINT MANAGEMENT STRATEGY TO EXPLORE

---

### *Recreational Shellfish Harvest*

An issue acknowledged in all past eastern oyster and hard clam plans is the inability to accurately estimate the amount and extent of recreational shellfish harvest in the state. Recreational harvest is potentially a significant amount, resulting in a large gap in landings data. Limited data has been collected since November 2010 through a monthly shellfish survey sent to select Coastal Recreational Fishing License (CRFL) holders. Since no license is needed to recreationally harvest shellfish, there may be many additional recreational shellfish harvesters not included as possible survey participants. Low survey returns from CRFL license holders and the inability to adequately survey all potential recreational harvesters has resulted in unreliable estimates of recreational harvest.

An expansion of recreational harvest data collection, which includes the entire recreational shellfishing community, is needed to accurately estimate recreational effort and catch. Effort and catch are key components for a possible future stock assessment. The division is striving to establish the best available data sources across the fishery to complete a stock assessment.

A license or permit may be one way to collect the necessary data currently unavailable. The division is interested in public input on potential license or permitting options. This management tool would better allow for accurate estimates of recreational harvest for both eastern oysters and hard clams within North Carolina.



---

### Needed Stakeholder Input

- How often do you recreationally harvest oysters and clams in North Carolina?
- How many oysters and clams do you typically harvest recreationally?
- In order to collect landings data, do you support requiring a license or permit to recreationally harvest oysters and clams?

# Eastern Oyster FMP Amendment 5

## Background

Eastern oysters (*Crassostrea virginica*) are unique when compared to other North Carolina managed marine resources because they support economically important wild harvest and private farmed aquaculture fisheries, as well as valuable habitat. Managing eastern oysters requires a balance of diverse stakeholder interests, long-term harvest, protecting and restoring habitat, and adapting to changing environmental conditions. Amendment 5 will focus solely on the management of North Carolina's wild oyster stocks. The Division seeks input on issues and potential management strategies to consider when drafting the Eastern Oysters Fishery Management Plan Amendment 5.



In North Carolina, oysters form intertidal and subtidal reefs. Intertidal oyster reefs are in the zone between the low and high tide marks. These areas are exposed to air during low tide and underwater during high tide. Intertidal oyster reefs are found primarily in the southern portion of the state from Cape Lookout to the South Carolina State line. Subtidal oyster reefs are in waters which are consistently submerged. The majority of subtidal oyster reefs are found in Pamlico Sound and surrounding bays from Wanchese to Cape Lookout.



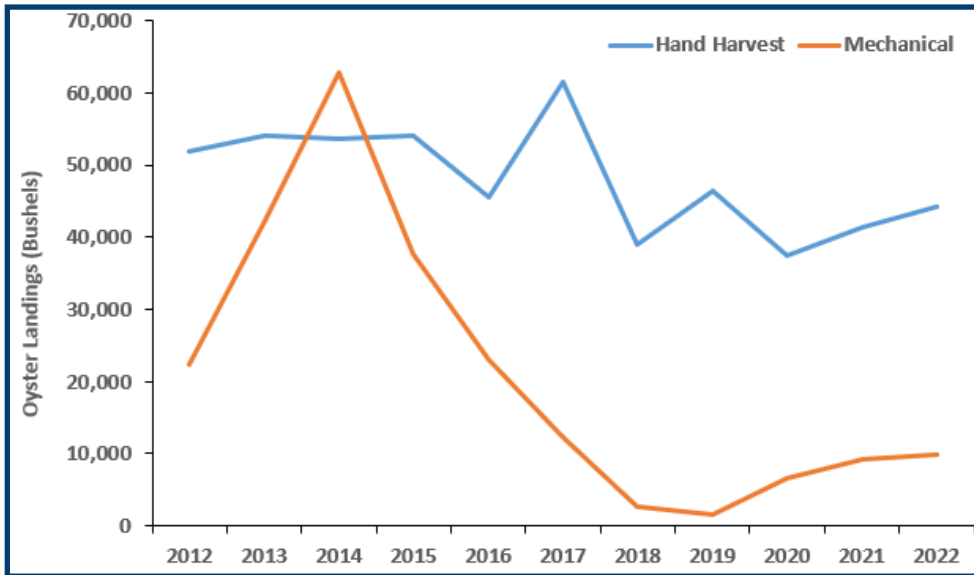
Oyster harvest from intertidal reefs is limited to hand harvest methods, while mechanical harvest (dredge) is allowed on some subtidal oyster reefs. Hand harvest and mechanical harvest require different management approaches due to the reef type and the impacts associated with each harvest method.

Annual oyster landings fluctuate but have been consistent since 2018. Landings fluctuations are primarily due to mechanical harvest landings. Mechanical harvest landings depend on participation and effort, but there have also been declines in subtidal oysters in Pamlico Sound.

Hand harvest landings remain relatively constant and make up 56% of total oyster landings from 2009 to 2022. Due to a decrease in landings and participation in the mechanical harvest fishery, landings from hand harvest have accounted for 89% of overall oyster landings since 2018.

The Division has the longest running and largest scale harvestable oyster reef enhancement programs in the United States, as well as one of the largest no-take oyster enhancement programs. The Cultch Planting Program began in 1915 to replace shell material on oyster reefs removed by harvest. Since the program began, over 21 million bushels of cultch material have been planted in the form of small-scale, low-relief, harvestable oyster reefs.





Over the last ten years, 624 acres of oyster reef has been created on public bottom, with the goal of creating an additional 50 acres per year into the future. The Cultch Planting Program constructs oyster reefs for habitat restoration and to reduce pressure on natural reefs. In 1996, the Oyster Sanctuary Program was established to construct large, no-take reserves that support oyster brood stock and supply both wild and cultch

planting sites with oyster larvae. As of 2023, over 395 acres are protected across 14 no-take Oyster Sanctuaries. Amendment 5 of the Eastern Oyster FMP seeks to better integrate oyster restoration and protection programs with fishery management needs and to address data needs for a future stock assessment.

## AMENDMENT 5 POTENTIAL MANAGEMENT STRATEGIES TO EXPLORE

### *Subtidal Oyster Mechanical Harvest*

The mechanical oyster fishery is limited to Pamlico Sound and a maximum season from the third Monday in November to March 31. However, this season is closed by area when management triggers are reached. Triggers, monitored by the Division, are based on percentage of legal sized oysters in a management region. The shallow bays of Pamlico Sound have a total possible six-week season, but may be closed sooner if the management trigger has been reached. The oyster resource in the mechanical harvest areas may be impacted by hurricanes, low dissolved oxygen, or extreme temperatures. These impacts may only allow harvest for a few weeks before the management trigger is reached and the season closes. The actual mechanical harvest season for oysters is highly variable and is affected by the condition of the oyster resource and fishery effort. This variability in season length and area openings is often viewed negatively by commercial harvesters.

Poor water quality from storm events has disproportionately affected the deep-water oyster reefs in the Neuse River and Pamlico River areas of western Pamlico Sound. These reefs have suffered large die offs compared to oyster reefs in the shallow bays or the eastern portion of Pamlico Sound, closer to Oregon inlet. Therefore, these reefs have not supported a mechanical harvest fishery. Research has shown oyster reefs need higher vertical relief (height) in these deep areas to be resilient to these negative storm event effects. However, mechanical harvest reduces the ability of natural oyster reefs in deep water to gain and maintain height.



The Division’s Cultch Planting Program has put significant effort into creating and enhancing oyster reefs in Pamlico Sound. Most of this effort has occurred in the shallow bays, along the shoreline to the north and the Crab Hole area south of Wanchese. Current mechanical fishery management does not distinguish between natural and cultch planted reefs in Pamlico Sound. The Division is seeking public input on management strategies which will better integrate the cultch planting program with the management of the mechanical fishery. Possible management could focus harvest effort on cultch planted reefs, help restore and protect the deep-water natural oyster resources in western Pamlico Sound, and offer greater certainty to commercial harvesters on season length and area openings.

**Needed Stakeholder Input**

- Do you mechanically harvest oysters? If yes, what area of Pamlico Sound?
- Are you familiar with the Division’s Cultch Planting Program?
- Do you harvest on cultch planted reefs?
- What do you think about mechanical harvest on natural vs cultch planted reefs?
- Do you have ideas for mechanical harvest oyster management?

***Intertidal Oyster Hand Harvest***

Hand harvest accounts for most of the commercial landings and has been the dominant harvest gear for oysters in North Carolina since the 1960s. Hand harvest oyster landings are less variable than mechanical harvest landings. These higher, more consistent landings come primarily from intertidal oyster reefs between Core Sound and the South Carolina state line. Oyster hand harvest from this southern region is a significant amount of the overall oyster landings even though the area only accounts for five percent of the total shellfish harvest area open in the state. In response to the concern of increasing participation and declining bushels landed per trip in the hand harvest oyster fishery, the Marine Fisheries Commission limited Shellfish License holders to two bushels of oysters per person per day no more than four bushels per vessel statewide as part of Amendment 4 in October 2017. After Amendment 4 implementation, participation and landings in the hand harvest fishery declined.

A pilot program to monitor intertidal oyster reefs was developed and implemented by the Division. While this program is not currently used to manage the hand harvest fishery, information collected by this sampling program could be used in future management. The division is interested in public input on future possible management measures to reduce harvest pressure and sustainably hand harvest intertidal oyster reefs.

**Needed Stakeholder Input**

- What is your view on the health of North Carolina oyster reefs?
- Are oysters an important fishery resource for you?
- Do you think oysters are an important coastal habitat?
- Do you have ideas for hand harvest oyster management?

**Keep Informed**



***Biologist Contact Information***

Joe Facendola	Abby Williams
<a href="mailto:joe.facendola@deq.nc.gov">joe.facendola@deq.nc.gov</a>	<a href="mailto:abby.williams@deq.nc.gov">abby.williams@deq.nc.gov</a>
910-796-7291	252-808-8055

# Hard Clam FMP Amendment 3

## Background

Amendment 1 to the Hard Clam Fishery Management Plan was adopted by the Marine Fisheries Commission in 2008. Amendment 1 maintained the daily limits of hard clams from public bottom established in the original Hard Clam plan. Management in Amendment 1 additionally eliminated the mechanical clam harvest rotation in Pamlico Sound, instituted a resting period in the northern Core Sound mechanical clam harvest area, and developed sampling programs to collect information necessary for a potential hard clam stock assessment. Continued data limitations prevent North Carolina from conducting a stock assessment to calculate sustainable harvest.



Amendment 2, adopted by the Marine Fisheries Commission in February 2017, maintained the recreational hard clam harvest limits. Additional management eliminated mechanical harvest in Pamlico Sound by rule, required shading from April 1 to September 30, implemented modifications to shellfish lease provisions, and added theft convictions on shellfish leases and franchises to the violation types that could result in license suspension or revocation.

Amendment 3 of the Hard Clam FMP seeks to further manage mechanical harvest.

---

## AMENDMENT 3 POTENTIAL MANAGEMENT STRATEGIES TO EXPLORE

---

### *Mechanical Harvest*

The use of mechanical gear to harvest clams has historically made up an important portion of total clam harvest. However, mechanical harvest participation has been declining over the years. From 1994 to 2021 participants went from 122 to 4. Over the last five years 2017 had 13 participants land 12,370 pounds while 2021 had 4 participants land 9,889 pounds. When the area of New River is open, 48% to 97% of total mechanical harvest landings come from this location.

In the past 5 to 10 years there have been high rates of die offs in the New River. The root cause of die off events are hard to determine, but have been investigated to the practical extent of the Division's resources with no definite conclusions. Although, water quality is frequently cited by the public. Not only is there a decrease of clams coming from this location but the ecological impacts and bottom disturbing nature of mechanical harvest harbors negative effects. These effects include a decrease in clam recruitment, seagrass bed biomass, and other benthic macroinvertebrates.

## Maintenance Dredging

Mechanical harvest can also occur before a maintenance dredging event occurs through Marine Fisheries Commission Rule 15A NCAC 03K .0301 (b). This could be an area where mechanical harvest can still be utilized. However, it has not been used since 2007 and often the short window of opportunity has limited the ability to use this rule. Timing and communication with the Army Corps of Engineers is another factor that limits the use of this rule.

## Needed Stakeholder Input

- What method of clam harvest do you use (hand harvest or mechanical)?
- Is clam harvesting an important source of your income?
- Are NC clams an important part of your food source?
- What offers more value or is of more importance: the food source or habitat?



## Keep Informed on the FMP Process



## Biologist Contact Information

### Hard Clam

Lorena de la Garza

[lorena.delagarza@deq.nc.gov](mailto:lorena.delagarza@deq.nc.gov)

252-473-5734

Jeff Dobbs

[jeffrey.dobbs@deq.nc.gov](mailto:jeffrey.dobbs@deq.nc.gov)

252-808-8193

# DECISION DOCUMENT

## Striped Mullet Fishery Management Plan

### Amendment 2



This document was developed to help the MFC track previous activity and prepare for upcoming actions for Striped Mullet FMP Amendment 2.

November 15, 2023

## Summary

At their November 2023 business meeting the Marine Fisheries Commission will review and provide input on the draft Striped Mullet FMP Amendment 2. They will then vote on sending the draft Amendment 2 out for review by the public and Marine Fisheries Commission Advisory Committees.

## Background

The 2022 stock assessment indicated the striped mullet stock is overfished and overfishing is occurring. The North Carolina Fishery Reform Act of 1997 requires the State to implement management to end overfishing and to achieve a sustainable harvest within a 10-year time period.

Amendment 2 to the Striped Mullet Fishery Management Plan is being developed to address the overfished status of the North Carolina striped mullet stock. The recently adopted Supplement A to Amendment 1 to the Striped Mullet FMP implemented management measures to end overfishing with a season closure. Amendment 2 will contain additional management measures that will replace the supplemental management.

### Review of Supplement A to Amendment 1 Decisions and Discussion

In September 2022, the DEQ Secretary determined that it was in the long-term interest of the striped mullet stock to develop temporary management through a Supplement. The Division developed the Striped Mullet Fishery Management Plan Amendment 1 Supplement A. The supplement addresses the overfishing status of the stock while the Division works on comprehensive management to address sustainable harvest in Amendment 2. At its May 2023 business meeting, the Marine Fisheries Commission approved the following season closures:

<b>Region</b>	<b>Closure Dates</b>
North of the Highway 58 Bridge	November 7 – December 31
South of the Highway 58 Bridge	November 10 – December 31

The management adopted in Supplement A is temporary and will be replaced with management adopted in Amendment 2. While a season closure may still be part of long-term management for the species, other options will be explored and could be used in combination to achieve the necessary reductions.

Sustainable harvest primarily focuses on reductions in the commercial fishery, where most striped mullet harvest occurs. In 2019, recreational striped mullet harvest accounted for 1.7% of total harvest while the commercial fishery accounted for 98.3% of the total harvest. Likewise, from 1994 to 2019 the recreational striped mullet harvest accounted for 4.2% of total harvest. While management options are proposed for the recreational

fishery to improve the status of the stock, recreational harvest reductions are not quantifiable due to data limitations.

Several management tools are available to achieve sustainable harvest in the striped mullet fishery, including combinations of management measures. All are discussed fully in Appendix 2 and Appendix 3 of Amendment 2 to the Striped Mullet FMP. References to those documents are included in the discussion of the management options below.

### Amendment Timing (Grey indicates a step is complete.)

September – October 2022	Division holds public scoping period
November 2022	MFC approves goal and objectives of FMP
November 2022 – May 2023	Supplemental Management <i>(Supplement A to Striped Mullet FMP Amendment 1 Adopted)</i>
November 2022 – June 2023	Division drafts FMP
July 2023	Division held workshop to review and further develop draft FMP with the Striped Mullet FMP Advisory Committee
August – October 2023	Division updates draft plan
<b>November 2023</b>	<b>MFC Reviews draft and votes on sending draft FMP for public and AC review</b>
January 2024	MFC Advisory Committees meet to review draft FMP and receive public comment
February 2024	MFC selects preferred management options
March-April 2024	DEQ Secretary and Legislative review of draft FMP
May 2024	MFC votes on final adoption of FMP
TBD	DMF and MFC implement management strategies

Developed  
Temporary  
Management

You Are  
Here

### Goal and Objectives

The goal of Amendment 2 is to manage the striped mullet fishery to achieve a self-sustaining population that provides sustainable harvest using science-based decision-making processes. The following objectives will be used to achieve this goal.

Objectives:

- Implement management strategies within North Carolina that sustain and/or restore the striped mullet spawning stock with adequate age structure abundance to maintain recruitment potential and prevent overfishing.

- Promote the restoration, enhancement, and protection of critical habitat and environmental quality in a manner consistent with the Coastal Habitat Protection Plan, to maintain or increase growth, survival, and reproduction of the striped mullet stock.
- Use biological, social, economic, fishery, habitat, and environmental data to effectively monitor and manage the fishery and its ecosystem impacts.
- Advance stewardship of the North Carolina striped mullet stock by promoting practices that minimize bycatch and discard mortality.

## Management Options, Ordered by Issue

### **Sustainable Harvest**

*These management options will allow for the traditional use of striped mullet in the commercial fishery while meeting sustainable fishery requirements. They are predicted to reduce harvest of striped mullet in ways that are quantifiable using existing data. The data used to quantify harvest reductions are collected from commercial fishermen through the trip ticket and the Division's fish house sampling programs. Quantifiable management options are used to meet the legal requirements of the Fisheries Reform Act to address overfishing and rebuild overfished stocks. Because most of the striped mullet harvest occurs in the commercial fishery, and because the harvest reductions from the recreational fishery are not quantifiable, sustainable harvest options are specific to the commercial fishery, except for the Adaptive Management Option which would apply to both.*

A 21.3 to 35.4% reduction in commercial harvest relative to commercial landings in 2019 is needed to rebuild the striped mullet spawning stock biomass to a sustainable level. Because of low recruitment observed in recent years (p.45 of FMP, Figure 2.1), the **Division recommends a conservative reduction of 35.4% to increase the probability of rebuilding success.**



Option 1: Size Limit Options (Striped Mullet FMP Amendment 2, p. 48)

*On its own, implementation of a minimum size limit set at the L50, or the length at which 50% of the population are mature, for striped mullet would be unlikely to meet sustainability objectives and would eliminate the bait fishery for finger mullet. A maximum size limit, focused on the spawning season (October-December), would have a more direct impact on the spawning stock however it would negatively affect the roe fishery, the most valuable portion of the commercial striped mullet fishery. Slot limits should not be considered because it would exclude harvest of both “finger mullet” for bait as well as large roe mullet. Implementing a minimum or maximum size limit would need to be accompanied by corresponding changes to minimum or maximum mesh sizes used in gill nets to reduce dead discards. This would likely impact other small mesh gill net fisheries targeting other species. To read full discussion of size limits, see p. 48 in draft Amendment 2.*

- a. *Status Quo – Manage fishery without minimum or maximum size limits (0% Reduction)*
- b. *Minimum Size Limit and 3.25 ISM Minimum Gill Net Mesh Size*

Example Size Limit Options (Inches FL)	
Minimum	Percent Reduction
13.5	27.2
14.0	37.2

- c. *Maximum Size Limit and 3.75 or 4.0 ISM Maximum Gill Net Mesh Size*

Example Size Limit Options (Inches FL)	
Maximum	Percent Reduction
15.0	39.8
15.5	28.4

- d. *Seasonal Maximum Size Limit and 3.75 or 4.0 ISM Maximum Gill Net Mesh Size*

Example Size Limit Options (Inches FL)	
Oct-Dec Maximum	Percent Reduction
14.5	51.4
15.0	27.0

Option 2. Season Closure Options (Striped Mullet FMP Amendment 2, p. 55)

*Season closures, specifically end of year season closures, are considered an effective and efficient management option to end overfishing of the striped mullet stock and rebuild SSB. To read full discussion of seasonal closures see p.55 in Amendment 2.*

Season Closure	Reduction
----------------	-----------

2.b*	October 29 - December 31	33.7
2.c	November 7 - December 31	22.1

\*Adding one more closure day exceeds 35.4% statutory reduction requirement.

Season Closure			
	North	South	Reduction
2.d	Oct. 28-Dec. 31	Oct. 30-Dec.31	35.6
2.e	Nov. 7-Dec. 31	Nov. 10-Dec. 31	21.7

**Option 3: Trip limits** (Striped Mullet FMP Amendment 2, p. 57)

*Any trip limit option would be a daily trip limit. Yardage limits on runaround gill nets in tandem with trip limits could be helpful in minimizing discards but would effect other fisheries. To read full discussion of trip limits see p.57 in Amendment 2.*

Table 2.10. Percent harvest reduction from 2019 commercial landings based on various daily trip limits and time periods.

Trip Limit (lb)	Reduction (%)		
	Jan-Sept, Dec	Oct-Nov	Total
50	33.1	50.4	83.4
75	30.3	47.8	78.1
100	27.9	45.5	73.5
150	24.3	41.7	66.0
200	21.3	38.5	59.8
300	16.8	33.3	50.2
400	13.6	29.4	42.9
500	11.0	26.1	37.2
600	9.0	23.4	32.4
1,000	3.8	15.5	19.3
1,100	3.0	14.1	17.1
1,250	2.1	12.3	14.4
1,500	1.2	10.0	11.2
1,750	0.7	8.2	9.0
2,000	0.4	6.8	7.2
2,500	0.1	4.8	4.9

**Option 4: Day of week closures** (Striped Mullet FMP Amendment 2, p. 59)

*To read full discussion of day of week closures see p.59 in Amendment 2.*

Table 2.11. Percent of harvest by day of week or combination of days, 2019 and 2017-2021.

Day(s) of Week	2019 Landings	Landings (%)	2017-2021 Landings	Landings (%)
Sunday	162,709	11.9	780,061	10.4
Monday	209,707	15.4	1,201,290	16.1
Tuesday	247,756	18.2	1,273,991	17.0
Wednesday	190,343	14.0	1,148,997	15.4
Thursday	191,313	14.0	1,038,243	13.9
Friday	173,090	12.7	1,048,743	14.0
Saturday	187,294	13.7	984,763	13.2
Saturday-Sunday	350,003	25.7	1,764,823	23.6
Friday-Sunday	523,093	38.4	2,813,566	37.6
Saturday-Monday	559,710	41.1	2,966,113	39.7
Friday-Monday	732,800	53.8	4,014,856	53.7

Table 2.12. Percent of commercial landings by day of week for each month, 2017-2021.

Month	Sunday	Monday	Tuesday	Wednesday	Thursday	Friday	Saturday
January	8.5	18.2	18.7	16.4	15.2	13.5	9.5
February	8.6	14.7	20.6	13.8	15.2	14.1	13.1
March	9.7	20.2	15.8	15.8	17.1	14.2	7.1
April	11.0	13.7	15.1	17.6	16.2	12.0	14.4
May	11.7	10.4	17.4	19.0	14.0	13.1	14.3
June	10.9	16.3	15.4	14.4	12.8	17.0	13.2
July	10.1	16.0	15.5	15.9	16.8	15.3	10.4
August	9.1	19.6	14.4	13.4	15.4	17.4	10.7
September	14.3	14.3	14.2	15.1	13.2	12.5	16.4
October	10.8	16.7	19.1	15.0	11.4	11.4	15.5
November	9.7	14.7	17.9	16.0	15.1	15.3	11.4
December	10.2	18.1	10.0	14.8	15.2	19.3	12.5

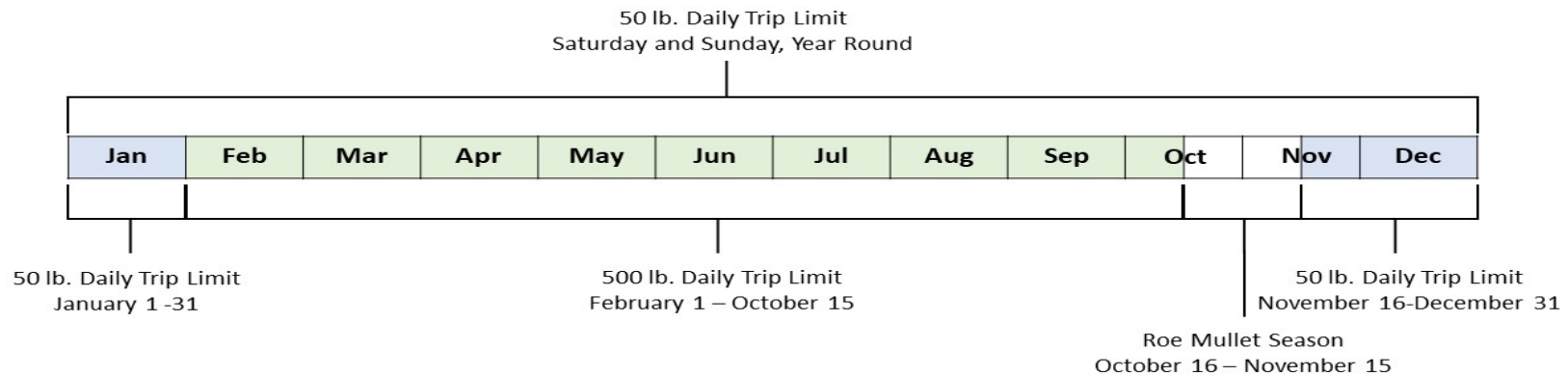
Option 5: Combination of Measures (Striped Mullet FMP Amendment 2, p. 60)

Table 2.13. Management measure combinations to end overfishing and achieve sustainable harvest, compared to 2019 commercial landings. Unless otherwise specified all options for day of week closures or day of week reduced trip limits are applied year-round. All trip limit options are daily trip limits and applied to a commercial fishing operation regardless of the number of persons, license holders, or vessels involved.

Option	Season Closure	Daily Trip Limit (lb.)	Day of Week Closure	% Reduction	% Reduction with 30k Stop Net Cap
5.a*	.	.	Sat-Sun	25.7	24.0
5.b	Dec 1-Dec 31	Jan-Sep 1,000; Sat-Sun 50 lb	.	28.1	26.4
5.c*	.	Jan-Sep 1,000	Sat-Sun	28.5	26.9
5.d	Dec 1-Dec 31	Jan-Oct 15 1,000; Sat-Sun 50 lb	.	28.9	27.3
5.e	Nov 12-Dec 31	1,000	.	29.1	27.5
5.f*	.	Jan-Oct 15 1,000 lb	Sat-Sun	29.3	27.7
5.g	.	Jan-Oct 15 and Dec 500; Sat-Sun 50 lb	.	31.3	29.8
5.h	Dec 1-Dec 31	Jan-Sep 1,000	Sat-Sun	31.8	30.2
5.i	.	Jan-Dec 100 lb; Feb-Sep 500 lb; Sat-Sun 50 lb	.	32.4	30.9
5.j	Dec 1-Dec 31	Jan-Oct 15 1,000	Sat-Sun	32.6	31.1
5.k	Nov 8-Dec 31	1,000	.	34.6	33.1
5.l	.	Jan-Dec 50 lb; Sat-Sun 50 lb; Feb-Oct 15 500 lb	.	34.6	33.2
5.m	.	Jan-Oct 15 and Dec 500	Sat-Sun	35.4	33.9
5.n <sup>+</sup>	.	Jan1-31 and Nov16-Dec31 50 lb., Sat-Sun 50 lb, Feb1-Oct15 500lb	.	36.9	35.5
5.o	.	Jan-Dec 100 lb; Feb-Sep 500 lb	Sat-Sun	36.5	36.0
5.p	Nov 12-Dec 31	1,000	Sat	38.6	37.2

DMF Recommendation

\*Endorsed by Striped Mullet FMP AC  
<sup>+</sup>DMF Recommendation



Option 6: Stop Net Fishery Management (Striped Mullet FMP Amendment 2, p. 63)

- a. Status Quo – Manage stop net fishery with management measures applied to the rest of the fishery
- b. Stop Net Specific Catch Cap - DMF recommends an annual catch cap for the stop net fishery of 30,000 lbs. DMF recommends the stop net season open annually on October 15 and be allowed through December 31 or whenever the 30,000 lb catch cap is reached. Consistent with requirements for spotted seatrout, this will require daily reporting of landings by the stop net crew and notification of when the net will be struck.

Option 7: Seasonal Catch Limit (Striped Mullet FMP Amendment 2, p. 64)

- a. Status Quo – Manage fishery without Seasonal Catch Limit
- b. Implement Statewide Seasonal Catch Limit
- c. Implement Regional (North/South) Seasonal Catch Limit

Option 8: Area Closures (Striped Mullet FMP Amendment 2, p. 68)Option 9: Limited Entry (Striped Mullet FMP Amendment 2, p. 69)Option 10: Adaptive Management Framework (Striped Mullet FMP Amendment 2, p. 72)  
*If adaptive management is adopted as part of Amendment 2, the specifications would apply to the commercial and recreational fisheries for mullet.*

- 1) Update the stock assessment at least once in between full reviews of the FMP, timing at discretion of the division.
  - a. If current management is not projected to meet management targets (management targets are SSB remaining between  $SSB_{Threshold}$  and  $SSB_{Target}$ , and  $F$  remaining between  $F_{Threshold}$  and  $F_{Target}$ ), then management measures shall be adjusted via an adaptive management update and implemented using the Fisheries Director's proclamation authority to reduce harvest to a level that is projected to meet the  $F_{Target}$  and  $SSB_{Target}$ .
  - b. If management targets are being met, then new management measures would not be needed, or current management measures could possibly be relaxed provided projections still meet the management targets. When management targets are met, a striped mullet industry workgroup will be convened to discuss the possibility of "guard rail management" to maintain a sustainable harvest for the striped mullet stock.
- 2) Quantifiable management measures that may be adjusted using adaptive management include:
  - a. Season closures
  - b. Day or week closures
  - c. Trip limits

- d. Gill net yardage or mesh size restrictions in support of the measures listed in a-c
- 3) Use of the Director's proclamation authority for adaptive management to meet management targets is contingent on:
  - a. Consultation with the Northern, Southern, and Finfish advisory committees
  - b. Approval by the Marine Fisheries Commission

Upon evaluation by the division, if a management measure adopted to achieve sustainable harvest (either through Amendment 2 or a subsequent revision) is not working as intended, then it may be revised or removed and replaced provided it conforms to steps 2 and 3 above.

## Recreational Fishery

*These management options will allow for traditional use of striped mullet in the recreational fishery while supporting sustainability objectives. Due to recreational fishery data collection methods and recreational fishery practices it is not possible to calculate harvest reductions from the proposed management options. While the recreational harvest currently accounts for only a small percentage of the striped mullet harvest, there is concern that the reduced availability in commercially harvested bait could lead to a significant shift in directed recreational harvest. The proposed options will reduce the potential for that type of shift and therefore support meeting the sustainability objectives successfully.*

### Option 1. Recreational Vessel and Bag Limit (Striped Mullet FMP Amendment 2, p. 81)

DMF Recommendation

- a. Status Quo
- b. Reduce Recreational Bag Limit (50 fish)
- c. Reduce Recreational Bag Limit (50 fish) and Implement Vessel Limit (100 fish)
- d. Bag Limit (10, 15, 20, 25, etc.) for Fish Over 8-Inches
- e. Seasonal (October-December) Bag Limit (10, 15, 20, 25, etc.) for Fish Over 8-Inches

### Option 2. For Hire Vessel and Bag limit (Striped Mullet FMP Amendment 2, p. 83)

DMF Recommendation

- a. Reduce Recreational Bag Limit (50 fish), Implement Vessel Limit (100 fish), and Implement For Hire Vessel Limit (500 fish, etc.)
- b. Reduce Recreational Bag Limit (50 fish) with an Exception for For Hire Vessel Operations to Possess a Bag Limit for the Number of Anglers They are Licensed to Carry (Including in Advance of a Trip).

- c. Reduce Recreational Bag Limit (50 fish) and Implement Vessel Limit (100 fish) with an Exception for For Hire Vessel Operations to Possess a Bag Limit for the Number of Anglers They are Licensed to Carry (Including in Advance of a Trip).
- d. Mirror Option 1 management decision

## Next Steps

At their November business meeting the Marine Fisheries Commission will review the draft Amendment 2 of the Striped Mullet FMP including full list of management options. This is an opportunity for the Commission to provide input on the management strategies and options that are included in the draft FMP for the public and Advisory Committee review. The Division of Marine Fisheries has recommended a conservative harvest reduction of 35.4% to account for low recruitment observed in recent years which has been coupled with high fishing mortality.

Following their review and input, the MFC will vote to send the draft Amendment 2 out for public and Advisory Committee comment. If approved, the draft is expected to go to the appropriate MFC Advisory Committees in January 2024 and a public comment period will be held around that same time. The outcome of that comment period and AC review would then be presented to the MFC during their February business meeting. If the draft is NOT approved, the draft will return to the Division for further evaluation.

DRAFT

# STRIPED MULLET FISHERY MANAGEMENT PLAN AMENDMENT 2



NC Division of Marine Fisheries 3441  
Arendell St. P.O. Box 769 Morehead  
City, NC 28557



## **DRAFT**

This document may be cited as:

NCDMF (North Carolina Division of Marine Fisheries). 2024. North Carolina Striped Mullet Fishery Management Plan Amendment 2. North Carolina Division of Marine Fisheries, Morehead City, North Carolina.

**Disclaimer:** Data in this Fishery Management Plan may have changed since publication based on updates to source documents.

## DRAFT

### ACKNOWLEDGMENTS

Amendment 2 to the North Carolina Striped Mullet Fishery Management Plan was developed by the Department of Environmental Quality, Division of Marine Fisheries under the auspices of the Marine Fisheries Commission with the advice of the Striped Mullet Advisory Committee. Deserving special recognition are the members of the Striped Mullet Advisory Committee and the Division Plan Development Team who contributed their time and knowledge to this effort.

#### Striped Mullet Advisory Committee

Barry Hodawanic  
Eric Bregman  
Janet Nye  
Joey Frost  
Sammy Corbett  
Steve Edens  
Walter Rogers  
Thomas Newman

#### Striped Mullet Development Team

Alan Bianchi  
Amos Williams  
Barbie Byrd  
Brandi Salmon  
Daniel Zapf (Mentor)  
David Behringer  
Jacob Tyler  
Jason Parker  
Jason Rock  
Jason Walsh  
Jeffrey Dobbs (Co-lead)  
Kimberlee Harding

Laura Lee  
Lee Paramore  
Lucas Pensinger  
Marc Hamric  
Mclean Seward  
Melinda Lambert  
Morgan Paris  
Nolen Vinay  
Steve Poland  
Jeffrey Moore  
Vicky Thayer  
Willow Patten (Co-lead)

The following division staff were also invaluable in assisting with the development of this document: Corrin Flora, Debbie Manley, Carter Witten, Casey Knight, Steve Poland, Tina Moore, and Catherine Blum.

# DRAFT

## CONTENTS

EXECUTIVE SUMMARY	1
INTRODUCTION	2
<b>Fishery Management Plan History</b>	<b>2</b>
<b>Management Unit</b>	<b>2</b>
<b>Goal and Objectives</b>	<b>3</b>
DESCRIPTION OF THE STOCK	3
<b>Biological Profile</b>	<b>3</b>
Physical Description	3
Distribution	3
Species	3
Age and Growth	4
Life Cycle	6
Reproduction	6
Predator-Prey Relationships	6
Habitat	7
<b>Unit Stock and Management Unit</b>	<b>7</b>
<b>Assessment Methodology</b>	<b>7</b>
<b>Stock Status</b>	<b>8</b>
Projections	9
DESCRIPTION OF THE FISHERY	9
<b>Commercial Fishery</b>	<b>11</b>
Collection of Commercial Harvest Data	11
Historical Landings and Value	11
Landings by Market Grade	12
Bait Landings	14
Landings by County and Waterbody	14
Landings By Gear Type	15
Runaround Gill Nets	15
Set Gill Nets	17
Beach Seines	17
Cast Nets	18
Effects of weather on fishery	19
<b>Striped Mullet Bycatch</b>	<b>20</b>
Set Gill Net Fishery	20
Crab Pot Fishery	20
Bycatch in Targeted Striped Mullet Fisheries	20
Recreational Cast Net Fishery	21
<b>Recreational Fishery</b>	<b>21</b>
SUMMARY OF ECONOMIC IMPACT	21
ECOSYSTEM PROTECTION AND IMPACT	22
<b>Coastal Habitat Protection Plan</b>	<b>22</b>
<b>Threats and Alterations</b>	<b>23</b>
Water Quality Degradation	24
<b>Gear Impacts on Habitat</b>	<b>25</b>
Protected Species Interactions	25
<b>Climate Change and Resiliency</b>	<b>26</b>
FINAL AMENDMENT TWO MANAGEMENT STRATEGY	26
RESEARCH NEEDS	26
<b>Appendix 1: SMALL MESH GILL NET CHARACTERIZATION IN THE NORTH CAROLINA STRIPED MULLET FISHERY</b>	<b>28</b>

<b>Appendix 2: ACHIEVING SUSTAINABLE HARVEST IN THE NORTH CAROLINA STRIPED MULLET FISHERY</b>	<b>45</b>
<b>Appendix 3. CHARACTERIZATION AND MANAGEMENT OF THE NORTH CAROLINA RECREATIONAL STRIPED MULLET FISHERY</b>	<b>74</b>
<b>REFERENCES</b>	<b>87</b>

## List of Tables

Table 1 Annual commercial estimates of annual economic impact to the state of North Carolina from striped mullet harvest for 2011 to 2021.	22
Table 2. Monthly commercial estimates of annual economic impact to the state of North Carolina from striped mullet harvest for 2017 to 2021.	22

## List of Figures

Figure 1. Identifying features for striped mullet. Striped mullet have eight soft anal fin rays and do not have a gold spot on the opercle that white mullet sometimes have. Photo By Scott Smith.	4
Figure 2. Identifying features for white mullet. White mullet have nine soft anal fin rays and a gold spot on the opercle. Photo By Scott Smith.	5
Figure 3. Average length at age for male and female striped mullet from DMF data. For some ages, only one sex or one specimen has been observed. Error bars show the range of lengths observed at each age by sex.	5
Figure 4. Estimates of striped mullet recruitment from the 2022 striped mullet stock assessment (NCDMF 2022). Average recruitment is the average number of recruits from 1990 to 2019, high recruitment is the average number of recruits from 1990 to 2003, and low recruitment is the average number of recruits from 2008 to 2019.	9
Figure 5. Comparison of annual estimates of fishing mortality (numbers weighted, ages 1-5) to the fishing mortality target (F35%) and threshold (F25%). Error bars represent plus or minus 2 standard deviations.	10
Figure 6. Comparison of annual estimates of female spawning stock biomass (SSB) to the SSB target (SSB35%) and threshold (SSB25%). Error bars represent plus or minus 2 standard deviations.	10
Figure 7. Annual number of trips and participants for the North Carolina striped mullet commercial fishery from 1994 to 2021.	11
Figure 8. Historical striped mullet landings in the North Carolina commercial striped mullet fishery, for 1880 to 2021.	12
Figure 9. North Carolina annual striped mullet commercial landings and ex-vessel value for 1972 to 2021. Values include all market grades and are not adjusted for inflation.	13
Figure 10. North Carolina striped mullet average monthly landings and average price per pound for 2010 to 2021. Averages include all market grades and are not adjusted for inflation.	13
Figure 11. Percent of total landings by market grade in the North Carolina striped mullet commercial fishery, for 1994 to 2021. Landings reported as extra small, small, medium, large, jumbo, and mixed were combined into the "Mixed" market grade category. Landings reported as roe or red roe were combined into the "Red Roe" market grade category.	14
Figure 12. Annual landings by major market grade in the North Carolina striped mullet commercial fishery for 1994 to 2021. Landings reported as extra small, small, medium, large, jumbo, and mixed were combined into the "Mixed" market grade category. Landings reported as roe or red roe were combined into the "Red Roe" market grade category.	15
Figure 15. Total landings in pounds by dominant gear type in the North Carolina striped mullet commercial fishery for 1972 to 2021. Beach seine landings for 2014 through 2016 and 2018 through 2019 are confidential and therefore not presented, indicated by asterisks.	16
Figure 16. Pounds harvested by runaround gill nets by year and percent of total landings harvested by runaround gill nets by year in the North Carolina striped mullet commercial fishery for 1972 to 2021.	16

**DRAFT**

- Figure 17. Pounds harvested using set gill nets and percent of total landings harvested using set gill nets by year in the North Carolina striped mullet commercial fishery for 1972 to 2021. 17
- Figure 18. Pounds harvested using beach seines and percent of total landings harvested using beach seines by year in the North Carolina striped mullet commercial fishery for 1972 to 2021. Values for 2014 through 2016 and 2018 through 2019 are confidential and therefore not presented, indicated by asterisks. 18
- Figure 19. Pounds harvested using cast nets and percent of total landings harvested using cast nets by year in the North Carolina striped mullet commercial fishery for 1972 to 2021. 19

DRAFT

**DRAFT**

**EXECUTIVE SUMMARY**

\*\*\*This section will be completed after the MFC selects preferred management\*\*\*

## DRAFT

## INTRODUCTION

This is Amendment 2 to the Striped Mullet Fishery Management Plan (FMP). By law, each FMP must be reviewed at least once every five years (G.S. 113-182.1). The N.C. Division of Marine Fisheries (DMF) reviews each FMP annually and a comprehensive review is undertaken about once every five years. FMPs are the product that brings all information and management considerations for a species into one document. The DMF prepares FMPs for adoption by the North Carolina Marine Fisheries Commission (MFC) for all commercially and recreationally significant species or fisheries that comprise state marine or estuarine resources. The goal of these plans is to ensure long-term viability of these fisheries. All management authority for the North Carolina striped mullet fishery is vested in the State of North Carolina. The MFC adopts rules and policies and implements management measures for the striped mullet fishery in Coastal Fishing Waters in accordance with G.S. 113-182.1. Until Amendment 2 is approved for management, striped mullet are managed under Supplement A to Amendment 1 to the Striped Mullet Fishery Management Plan (NCDMF 2023).

Results of the [2022 Striped Mullet Stock Assessment](#) (NCDMF 2022) indicated that striped mullet in North Carolina are overfished and that overfishing is occurring in 2019, the terminal year of the assessment. An external peer review panel and DMF concluded that the 2022 assessment model and results are suitable for providing management advice for at least the next five years and considers the current assessment to be a substantial improvement from previous assessments, representing the best scientific information available for the stock. For More information about previous and current management and results of previous stock assessments, see the original [Striped Mullet FMP](#) (NCDMF 2006), [Amendment 1 to the Striped Mullet FMP](#) (NCDMF 2015), [Supplement A to Amendment 1](#) (NCDMF 2023) and previous stock assessments (NCDMF 2013, NCDMF 2018, NCDMF 2022). These are available on the North Carolina Division of Marine Fisheries [Fishery Management Plan website](#).

### Fishery Management Plan History

Original FMP Adoption:	April 2006
Amendments:	Amendment 1 (2015)
Revisions:	None
Supplements:	Supplement A to Amendment 1 (2023)
Information Updates:	None
Schedule Changes:	None
Comprehensive Review:	

Past versions of the Striped Mullet FMP (NCDMF 2006, NCDMF 2015, NCDMF 2023) are available on the [DMF fishery management plan website](#).

### Management Unit

The management unit of this FMP includes all striped mullet inhabiting North Carolina coastal and inland fishing waters.

## DRAFT

### Goal and Objectives

The goal of Amendment 2 is to manage the striped mullet fishery to achieve a self-sustaining population that provides sustainable harvest using science-based decision-making processes. The following objectives will be used to achieve this goal.

Objectives:

- Implement management strategies within North Carolina that sustain and/or restore the striped mullet spawning stock with adequate age structure abundance to maintain recruitment potential and prevent overfishing.
- Promote the restoration, enhancement, and protection of critical habitat and environmental quality in a manner consistent with the Coastal Habitat Protection Plan, to maintain or increase growth, survival, and reproduction of the striped mullet stock.
- Use biological, social, economic, fishery, habitat, and environmental data to effectively monitor and manage the fishery and its ecosystem impacts.
- Advance stewardship of the North Carolina striped mullet stock by promoting practices that minimize bycatch and discard mortality.

### DESCRIPTION OF THE STOCK

#### Biological Profile

##### *PHYSICAL DESCRIPTION*

Striped Mullet (*Mugil cephalus*) have a long, rounded, silvery body, with a dark bluish green back, fading into silver sides and a white underside. Several dark, horizontal stripes run head to tail along the body. The mouth is small, and the snout is short and blunt.

##### *DISTRIBUTION*

Striped mullet occur in fresh, brackish, and marine waters in tropical and subtropical latitudes worldwide. In the western Atlantic, striped mullet have been documented from Nova Scotia to Brazil (Able and Fahay 1998) with striped mullet occurring year-round from North Carolina southward (Bacheler, Wong and Buckel 2005). Their widespread distribution results in them being known by many names: jumping mullet, black mullet, grey mullet, popeye mullet, whirligig mullet, common mullet, molly, callifavor, menille, liza, and lisa (Ibanez Aguirre, Gallardo Cabello and Sanchez Rueda 1995, Leard, et al. 1995). Striped mullet are used as food and bait, supporting commercial and recreational fisheries worldwide. In North Carolina, striped mullet are distributed coastwide and are found in most coastal habitats including rivers, estuaries, marshes, and the ocean. Tagging studies in North Carolina suggest a residential adult stock (Wong 2001; Bacheler et al. 2005) since most (98.2%) striped mullet dart-tagged in North Carolina between 1997 and 2001 were recovered in state waters (Wong 2001). In general, striped mullet tagging studies reveal a small mark-recapture distance and a general southward spawning migration along the South Atlantic Bight (SAB; Mahmoudi et al. 2001; McDonough 2001; Wong 2001). A northward movement pattern during and after the spawning period suggests adults return to North Carolina estuarine habitats (Bacheler et al. 2005).

##### *SPECIES*

Three Mugilid species exist in North Carolina: striped mullet, white mullet (*Mugil curema*), and mountain mullet (*Agonostomus monticola*). Striped mullet and white mullet sometimes overlap spatially but can be distinguished by the presence of longitudinal stripes in striped mullet, anal fin



## DRAFT

ray counts, or pectoral fin measurements (Figure 1, Figure 2) (M. R. Collins 1985a, M. R. Collins 1985b). As juveniles, both striped and white mullet cohabitate in estuarine waters making differentiation difficult (Martin and Drewry 1978); however, adult white mullet (age 1 +) rarely occur north of Florida and therefore are not associated with the commercial "roe" mullet fishery in North Carolina (Able and Fahay 1998). The mountain mullet is rare in North Carolina; known only from one specimen noted in Brunswick County, North Carolina (Rohde 1976).

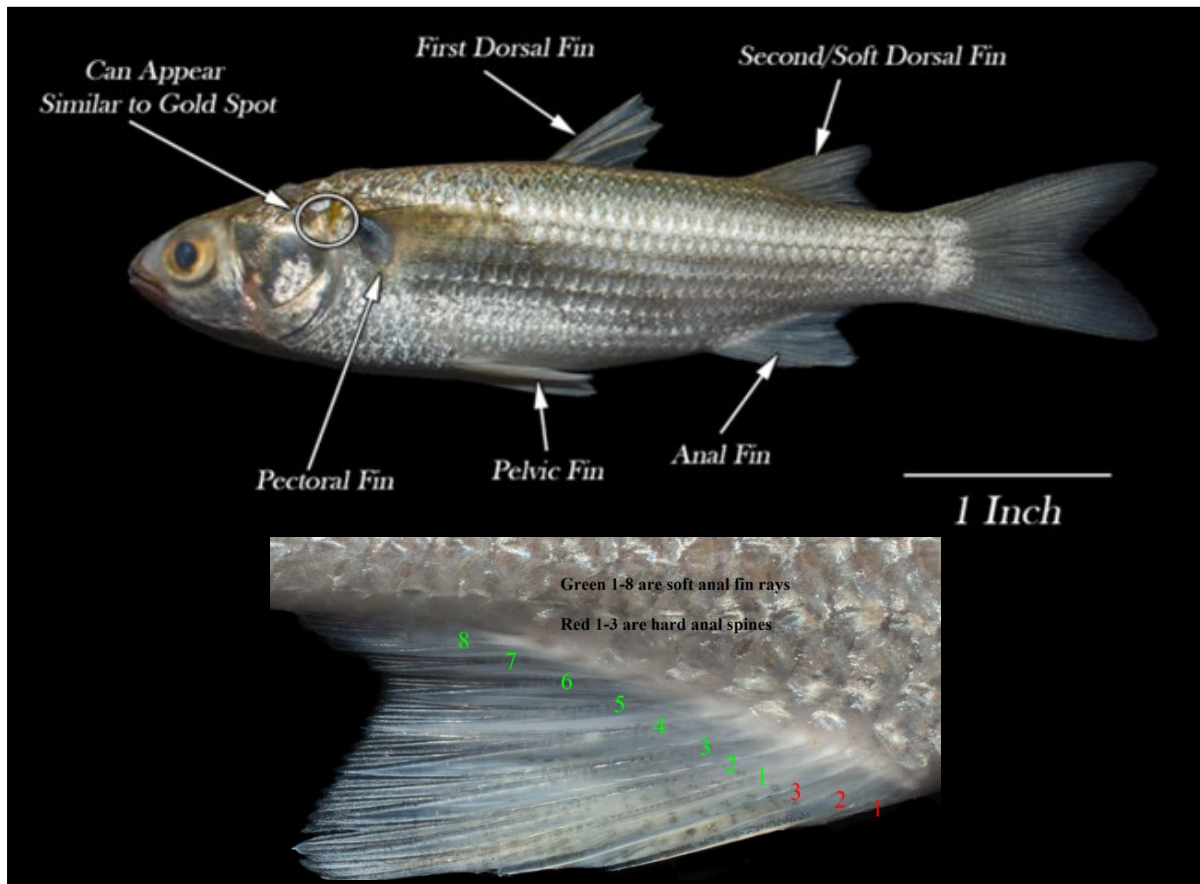


Figure 1. Identifying features for striped mullet. Striped mullet have eight soft anal fin rays and do not have a gold spot on the opercle that white mullet sometimes have. Photo By Scott Smith.

### AGE AND GROWTH

Large variability in size at age has been observed for striped mullet in North Carolina (Figure 3), South Carolina, and Georgia (Charmichael and Gregory 2001, Foster 2001, C. J. McDonough 2001). Male and female fish tend to reach similar lengths at early ages (before age 2), after which, females grow larger and live longer (Mahmoudi, et al. 2001). Adult striped mullet grow at a rate of 38 mm to 64 mm (1.5 to 2.5 inches) per year (Broadhead 1953, Wong 2001) and grow twice as fast during the spring and summer than during the winter (Broadhead 1953, Rivas 1980). Male and female maximum ages of 14 and 13 years respectively have been observed in striped mullet collected by the DMF, and one striped mullet of undetermined sex was observed at 15 years old in the Neuse River, making it the oldest ever to be recorded in North Carolina (NCDMF 2022). Maximum reported sizes have ranged from 698 mm (27.5 inches) TL in North Carolina (NCDMF 2022) to 914 mm (36 inches) TL in India (Gopalakrishnan 1971).




Figure 2. Identifying features for white mullet. White mullet have nine soft anal fin rays and a gold spot on the opercle. Photo By Scott Smith.

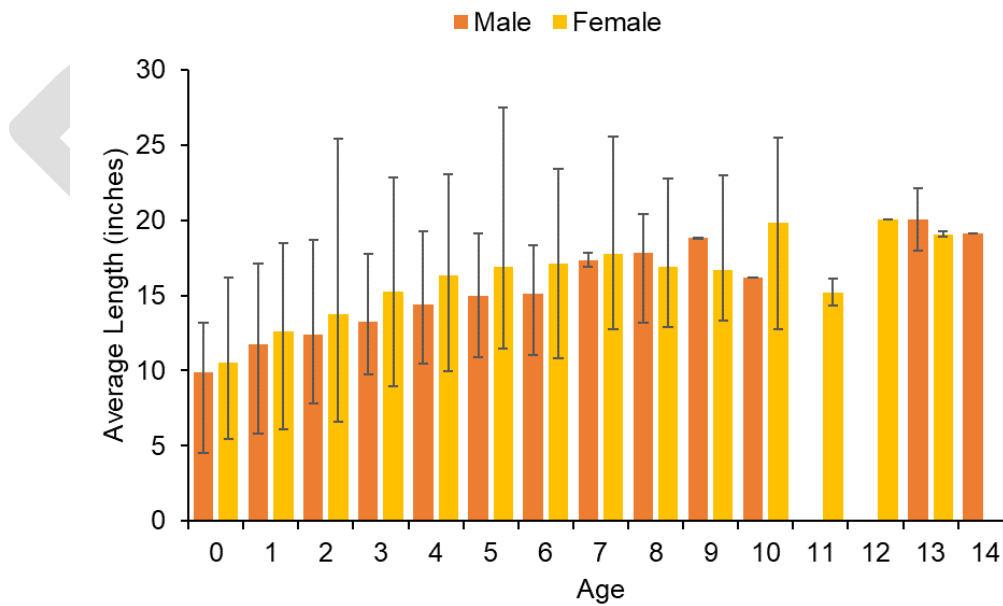


Figure 3. Average length at age for male and female striped mullet from DMF data. For some ages, only one sex or one specimen has been observed. Error bars show the range of lengths observed at each age by sex.

## DRAFT

### *LIFE CYCLE*

Larval and juvenile striped mullet begin their lives offshore, eventually moving inshore into a range of estuarine and shallow-water habitats as they reach adulthood (Anderson 1958, Leard, et al. 1995) where they remain from spring into summer (Leard, et al. 1995). In the southeast US, most adult movement occurs in the fall and winter months during the spawning migration from rivers and estuaries to ocean spawning grounds (M. R. Collins 1985a, Leard, et al. 1995, J. B. Bichy 2000). Increased migratory movement has been associated with north or northwest winds and cold fronts (Jacot 1920, Apekin and Vilenskaya 1979, Mahmoudi, et al. 2001) while hurricanes and unseasonably warm fall water temperatures may delay or disrupt the usual timing of spawning migrations (Thompson, et al. 1991).

### *REPRODUCTION*

Striped mullet spawn once per year and may spawn many times throughout their lives. In North Carolina, striped mullet reach maturity at greater lengths compared to other regions, with males reaching maturity at 283 mm (J. B. Bichy 2004) and females reaching maturity at 319 mm (NCDMF 2021). It is estimated that 50% of striped mullet in North Carolina reach maturity at one year old for both males and females (J. B. Bichy 2000), one to two years earlier than in states south of North Carolina (Pafford 1983, Mahmoudi, et al. 2001). Maximum fecundity is reported to be from 0.5 to 4.2 million eggs per female, with fecundity being positively related to body size (larger fish produce more eggs) (Whitfield and Blaber 1978, Pafford 1983, J. B. Bichy 2000, Wenner 2001, Bichy and Taylor 2002, McDonough, Roumillat and Wenner 2003)

Striped mullet are catadromous, migrating in large schools from freshwater or brackish water habitats to marine spawning areas (Martin and Drewry 1978, M. R. Collins 1985a, S. M. Blaber 1987). The spawning location of North Carolina striped mullet is inferred largely based on indirect evidence, and likely occurs offshore, in and around the edge of the South Atlantic Bight (Broadhead 1953, Anderson 1958, Arnold and Thompson 1978, Martin and Drewry 1978, Powles 1981, Collins and Stender 1989, Ditty and Shaw 1996, Able and Fahay 1998). Spawning also likely occurs in nearshore coastal waters, lower estuarine areas, sounds, and (rarely) in freshwater (Jacot 1920, Breder 1940, Johnson and McClendon 1969, Shireman 1975, Martin and Drewry 1978, Collins and Stender 1989, Bettaso and Young 1999). Spawning is believed to occur at night near the surface (Anderson 1958, Arnold and Thompson 1978) and temporally around new and full moon spring tides (Greeley, Calder and Wallace 1987). The spawning season usually lasts from September to March in North Carolina, peaking in October and November (Jacot 1920, Bichy and Taylor 2002).

### *PREDATOR-PREY RELATIONSHIPS*

Striped mullet act as an important ecological bridge among a wide range of trophic levels connecting base food chain items such as detritus, diatomaceous microalgae, phytoplankton, zooplankton, and marine snow (Odum 1968, Moore 1974, M. R. Collins 1985a, Larson and Shanks 1996, Cardona 2000, Torras, Cardona and Gisbert 2000), with top-level predators such as birds, fishes, sharks, and dolphins (Breuer 1957, J. M. Thompson 1963, M. R. Collins 1985a, Barros and Odell 1995, Fertl and Wilson 1997, Bacheler, Wong and Buckel 2005, Kiszka, et al. 2014). However, striped mullet likely contribute minimally to the diets of red drum (Facendola and Scharf 2012, Peacock 2014), striped bass (Rudershausen, et al. 2005) and other finfish species (Binion-Rock 2018). Carnivorous feeding on copepods, mosquito larvae, and microcrustaceans is common in striped mullet larvae and small juveniles (Desilva 1980, Harrington and Harrington 1961) followed by an increasing dependence on benthic and epiphytic detritus, microalgae, and microorganisms with increasing body size (DeSilva and Wijeyaratne 1977, Ajah and Udoh 2013, Bekova, et al. 2013). Adult striped mullet are primarily “interface feeders”, feeding on the water

## DRAFT

surface, water bottom, or surfaces of objects, but will occasionally feed on mid-water polychaetas and live bait of anglers in non-interface areas (Bishop and Miglarese 1978).

### *HABITAT*

Striped mullet live in both fresh and saline water (M. R. Collins 1985a, Hotos and Vlahos 1998) and can be found in rivers, estuaries, and ocean habitats. Adult striped mullet are found in almost all shallow marine and estuarine habitats including beaches, tidal flats, lagoons, bays, rivers, channels, marshes, and seagrass beds (Moore 1974, Pattillo, et al. 1999, Nordlie 2000). Striped mullet are highly mobile, allowing them to use a wide range of habitats (Baker, et al. 2013). Field specimens have been collected in salinities ranging from 0 to 75 parts per thousand (ppt); however, striped mullet prefer a salinity range of 20 ppt to 26 ppt (M. R. Collins 1985a, Leard, et al. 1995, Pattillo, et al. 1999). Young-of-the-year striped mullet are capable of full osmoregulation and can tolerate freshwater to full seawater salinities by 40 mm, when they are 7 to 8 months old (Nordlie 2000).

Striped mullet do not seem to live permanently in waters with temperatures below 16°C (M. R. Collins 1985a), but have been observed in waters colder than 2°C in low salinity habitats (<2 ppt) in North Carolina (NCDMF unpublished data). Smaller striped mullet (<50 mm) prefer higher water temperatures, 30.0°C to 32.4°C, while larger fish prefer cooler temperatures, 19.5°C to 29.0°C (Major 1977, M. R. Collins 1985a). Peak growth of juveniles of mixed *Mugil* species (striped mullet and white mullet) occurs at temperatures greater than 25°C in laboratory settings (Peterson, et al. 2000). Additionally, striped mullet can tolerate low levels of dissolved oxygen and can capture air from the surface to supplement their oxygen supply for respiration (Pattillo, et al. 1999). They live at depths ranging from a few centimeters to over 1,000 meters but are mostly observed within 40 meters of the surface. Once inshore, they prefer depths of 3 meters or less.

### **Unit Stock and Management Unit**

Based on available movement, migration, and life history data, the unit stock and management unit for striped mullet are defined as all striped mullet inhabiting North Carolina coastal and inland fishing waters.

### **Assessment Methodology**

The stock assessment used a model to estimate historical and current population sizes for striped mullet in North Carolina. Data used in the assessment were collected from 1950 to 2019, from fish within North Carolina coastal and inland fishing waters (the range of the assumed biological unit stock). Commercial harvest data used in the assessment were collected by the North Carolina Trip Ticket Program, and recreational harvest data were collected through the National Oceanic and Atmospheric Administration's (NOAA) Marine Recreational Information Program (MRIP). Biological samples and environmental data were collected by DMF as part of several fishery-independent and fishery-dependent data collection programs. Several environmental variables including salinity, dissolved oxygen, water temperature, and bottom composition were incorporated into calculation of abundance indices. Following completion of the stock assessment, an external peer review workshop was held in April 2022. The DMF and peer review panel both concluded that the assessment model and results are suitable for providing management advice for at least the next five years.

Stock assessments often use a measure of female spawning stock biomass (SSB) to determine the status of the population relative to the level that is adequate for the recruitment class of a fishery to replace the spawning class of the fishery. Female spawning stock biomass includes

## DRAFT

female fish that are mature and capable of producing offspring. The fishing mortality rate ( $F$ ) is a measure of how quickly fish are being removed from the population by commercial and recreational fisheries combined. Removals include those fish that are kept and those that die after being released or discarded.

The 2019 estimates for female SSB and  $F$  were compared to thresholds that are considered sustainable. Sustainable harvest is defined as the amount of fish that can be taken from a fishery on a continuing basis without reducing the stock biomass of the fishery or causing the fishery to become overfished (G.S. 113-129 14a). These levels are based on two types of established reference points: a target level and a threshold level. The threshold is the minimum level required to end overfishing or allow the stock to rebuild from an overfished status. The target is intended to provide a buffer that accounts for variable conditions that may impact the efficacy of management actions. Managing to the target may increase the probability of successfully limiting fishing mortality to a level that allows the fishery to achieve sustainable harvest levels. If female SSB is less than the SSB threshold the stock is overfished, meaning that the spawning stock biomass of the fishery is below the level that is adequate for the recruitment class of a fishery to replace the spawning class of the fishery (G.S. 113-129 12c). If  $F$  is above the  $F$  threshold the rate of removals is too high and overfishing is occurring. Overfishing is fishing that causes a level of mortality that prevents a fishery from producing a sustainable harvest (G.S. 113-129 12d).

The threshold and target fishing mortality and spawning stock biomass reference points used in stock assessments are selected to achieve a desired spawning potential ratio (SPR). SPR describes the expected reproductive output of an “average” individual fish over its lifetime when the population is fished, compared to what would be expected for that same individual in the absence of fishing. When choosing an SPR level for management decisions, the goal is to ensure the number of new fish (recruits) joining the spawning stock each year is not greatly decreased compared to what the stock would produce if it were not experiencing fishing pressure. Higher SPR levels do not necessarily result in more fish recruiting to the spawning stock because as more fish are added to the population, they compete for resources such as food and habitat, and survival decreases. Alternatively, when SPR drops too low, not enough new fish are produced and recruitment to the adult population declines, eventually resulting in a stock that is overfished. The appropriate SPR for a given stock is dependent on life history characteristics of the species and how associated fisheries operate. An SPR level of 20-50% is usually appropriate (Caddy and Mahon 1995). A greater SPR level is used when a more conservative management strategy is desired for the fishery.

For more details about assessment methodology, please refer to the 2022 Striped Mullet Stock Assessment (NCDMF 2022).

### Stock Status

The North Carolina striped mullet stock is overfished, and overfishing is occurring in 2019, the terminal year of the 2022 stock assessment (NCDMF 2022). The observed data and model predictions suggest a decreased presence of larger, older striped mullet in the population. The model estimates declining trends in age-0 recruitment and SSB over the last several decades (Figure 4). Model results also indicate consistent overestimation of biomass and the greatest risk for overfishing.

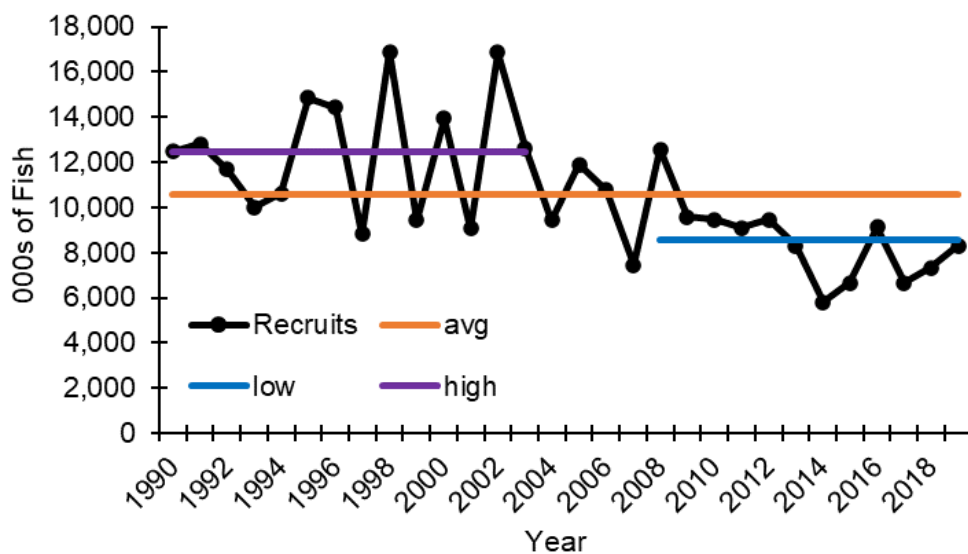


Figure 4. Estimates of striped mullet recruitment from the 2022 striped mullet stock assessment (NCDMF 2022). Average recruitment is the average number of recruits from 1990 to 2019, high recruitment is the average number of recruits from 1990 to 2003, and low recruitment is the average number of recruits from 2008 to 2019.

The stock assessment model estimated a value of 0.37 for the  $F_{25\%}$  threshold and a value of 0.26 for the  $F_{35\%}$  target. In 2019, the terminal year of the assessment,  $F$  was 0.42, greater than the  $F_{25\%}$  threshold, indicating overfishing is occurring (Figure 5). The probability that the stock is undergoing overfishing is 80%. The model estimated a value of 1,364,895 pounds for the  $SSB_{25\%}$  threshold and a value of 2,238,075 pounds for the  $SSB_{35\%}$  target. Female  $SSB$  in 2019 was estimated at 579,915 pounds, lower than the  $SSB_{25\%}$  threshold, indicating the stock is overfished (Figure 6). The probability that the stock is overfished is 95%

*PROJECTIONS*

Please refer to the 2022 stock assessment (NCDMF 2022) and the Achieving Sustainable Harvest in the North Carolina Striped Mullet Fishery Issue Paper (Appendix 2) for more information about stock projections and reductions necessary to end overfishing and achieve sustainable harvest for the North Carolina striped mullet stock.

**DESCRIPTION OF THE FISHERY**

Additional in-depth analyses and discussion of North Carolina’s historical commercial and recreational striped mullet fisheries can be found in earlier versions of the Striped Mullet FMP (NCDMF 2006, NCDMF 2015). Commercial and recreational landings can be found in the [License and Statistics Annual Report](#) (NCDMF 2022) on the DMF Fisheries Statistics website.

Discussion of socio-economic information describes the fishery as of 2021 and is not intended to be used to predict potential impacts from management changes. This and other information pertaining to the FMPs are included to help inform decision-making regarding the long-term viability of the state’s commercially and recreationally significant species and fisheries. For a

detailed explanation of the methodology used to estimate economic impacts, please refer to the DMF License and Statistics Section Annual Report (NCDMF 2022).

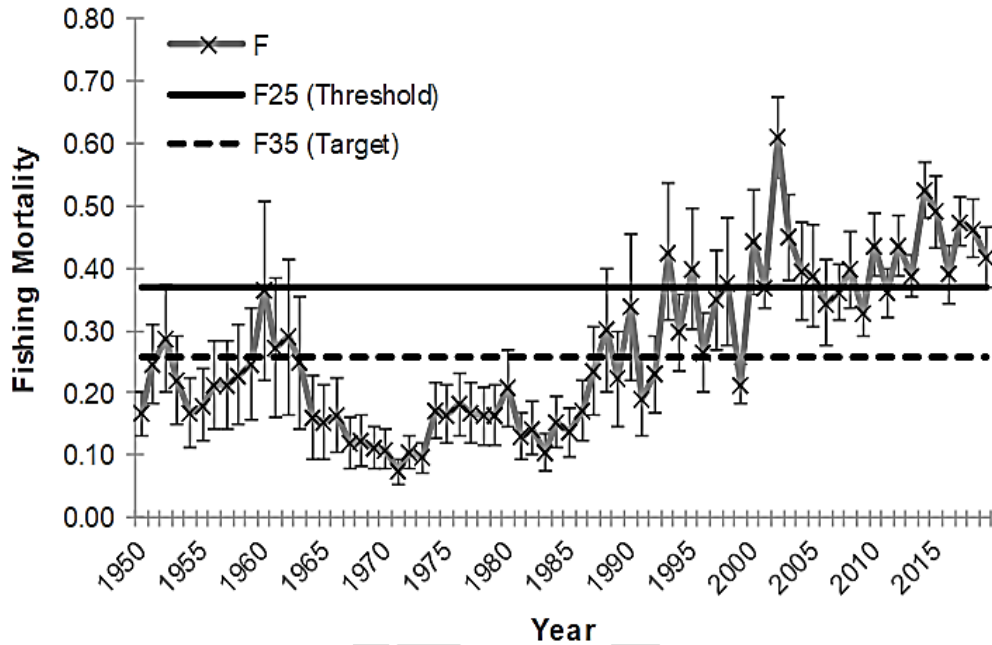


Figure 5. Comparison of annual estimates of fishing mortality (numbers weighted, ages 1-5) to the fishing mortality target (F35%) and threshold (F25%). Error bars represent plus or minus 2 standard deviations.

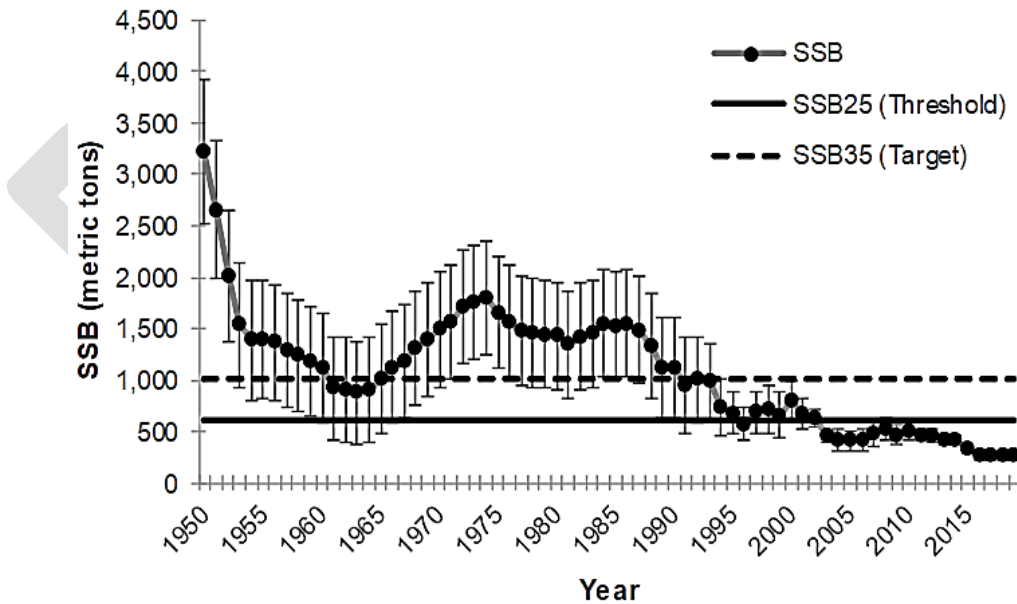


Figure 6. Comparison of annual estimates of female spawning stock biomass (SSB) to the SSB target (SSB35%) and threshold (SSB25%). Error bars represent plus or minus 2 standard deviations.

## Commercial Fishery

### COLLECTION OF COMMERCIAL HARVEST DATA

DMF instituted a mandatory, dealer-based, trip-level, reporting system known as the North Carolina Trip Ticket Program (NCTTP) for all commercial species in 1994. All seafood landed in North Carolina and sold by licensed commercial fishermen must be reported on a trip ticket by a licensed seafood dealer. For more information about licensing requirements for purchasing and selling seafood in North Carolina and how commercial fishing data were collected prior to 1994, please refer to the DMF License and Statistics Section Annual Report (NCDMF 2022). In 2021, 148 seafood dealers reported striped mullet on trip tickets, landed by 664 fishery participants during 11,432 fishing trips (Figure 7).

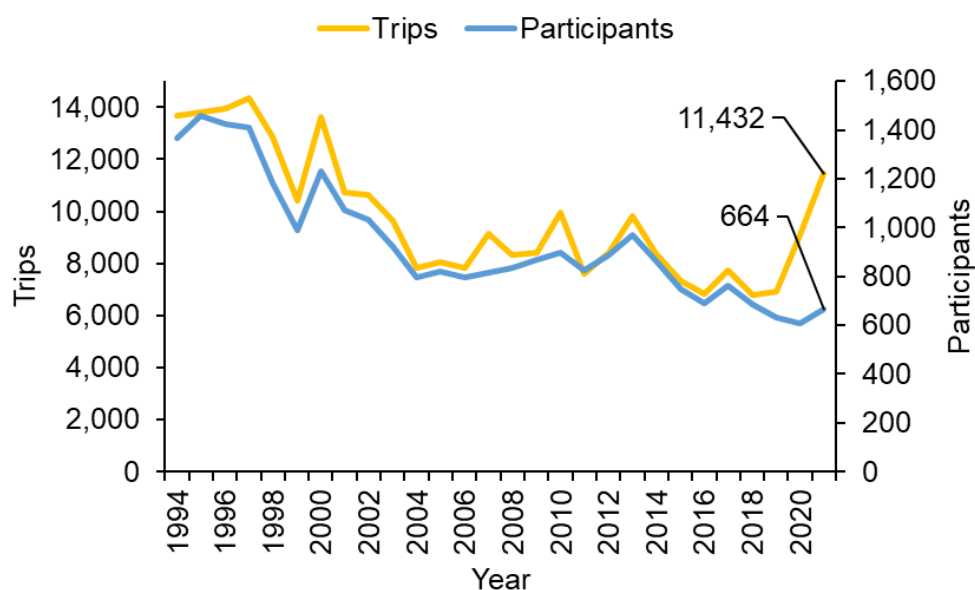


Figure 7. Annual number of trips and participants for the North Carolina striped mullet commercial fishery from 1994 to 2021.

### HISTORICAL LANDINGS AND VALUE

The historic striped mullet fishery had a prominent role in the early development of the North Carolina commercial fishing industry and striped mullet were ranked as the most abundant and important saltwater fish of North Carolina in the early 1900s (Smith 1907). The fishery's historical importance is illustrated by the colloquial name of the Atlantic and North Carolina Railway, known as the 'Old Mullet Line', which connected coastal and piedmont North Carolina from the 1850s to 1950s (Little 2012). The mullet fishery operated at over 3 million pounds annually during the late 1800s (Figure 8) (Chestnut and Davis 1975) and enormous catches of greater than 1 million pounds of striped mullet landed in a single day were not an uncommon event during fall spawning migrations (Smith 1907). The greatest recorded landings of over 6.7 million pounds and 5.1 million pounds were harvested in 1902 and 1908, respectively (Figure 8) (Chestnut and Davis 1975).

The fishery and market for striped mullet changed markedly in the late 1980s. Strong demand from Asia for striped mullet roe and competing roe-exporting companies combined to create a highly profitable roe fishery in NC in 1988; that year landings exceeded 3 million pounds for the first time in 28 years. Value of the fishery increased even more noticeably than landings during the late 1980s. From 1987 to 1988, landings increased by 18%, yet value grew by 150% (Figure 9). A depressed Asian economy in the late 1990s may have led to a decline in roe demand.



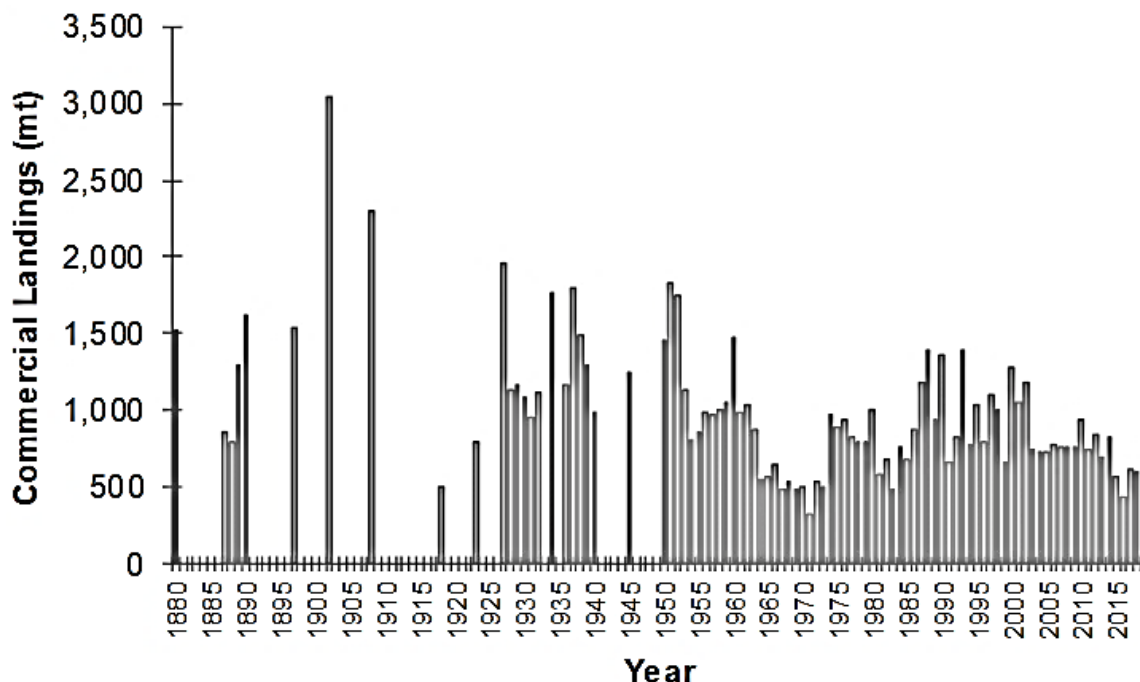


Figure 8. Historical striped mullet landings in the North Carolina commercial striped mullet fishery, for 1880 to 2021.

From 2000 to 2021, the price per pound for striped mullet has been variable, ranging from a low of \$0.40 per pound in 2008 to \$0.91 per pound in 2013. Since the early 2000s, landings in the striped mullet fishery have stabilized to around 1.5 to 2.0 million pounds annually, with the exception of 2016, when total landings dipped to just under 1 million pounds (Figure 9). Because the commercial fishery primarily targets striped mullet roe, the greatest demand, intensity of harvest, and price per pound occurs in October and November (Figure 10), coinciding with the peak spawning period of striped mullet (Bichy and Taylor 2002, Jacot 1920).

#### *LANDINGS BY MARKET GRADE*

Striped mullet harvest is categorized by size and market grades when purchased by seafood dealers from fishermen. Striped mullet landings only began to be recorded by specific market grades on trip tickets in 1994, as extra-small, small, medium, large, jumbo, mixed, red roe, roe, and white roe market categories. For the market grade analyses in this FMP, landings reported as extra small, small, medium, large, jumbo, and mixed were combined into the “Mixed” market grade category and landings reported as roe or red roe were combined into the “Red Roe” market grade category. From 1994 to 2021, striped mullet landings were sorted into either mixed (54%), red roe (40%), or white roe (spawning male striped mullet; 6%) market grades (Figure 11). During the same time period 42% of the value came from mixed market grade striped mullet, 55% of the value came from red roe, and 3% of the value came from white roe.

Mixed market grade harvest occurs year-round but increases in late summer, early fall, and January, likely because of the increased availability of striped mullet to the commercial fishery during their spawning migration. From 1994 to 2021, 97% of the annual red roe harvest, 95% of the annual white roe harvest, and 23% of the annual mixed market grade harvest occurred in November and December. Most spawning striped mullet are graded as mixed after Thanksgiving, even though ripe (ready to spawn) fish are occasionally harvested into February and March. The roe market typically shifts from North Carolina to Florida in December. From 1994 to 2021,

landings of Red Roe and Mixed grade mullet have fluctuated, with mixed grade landings increasing substantially since 2016 (Figure 12).

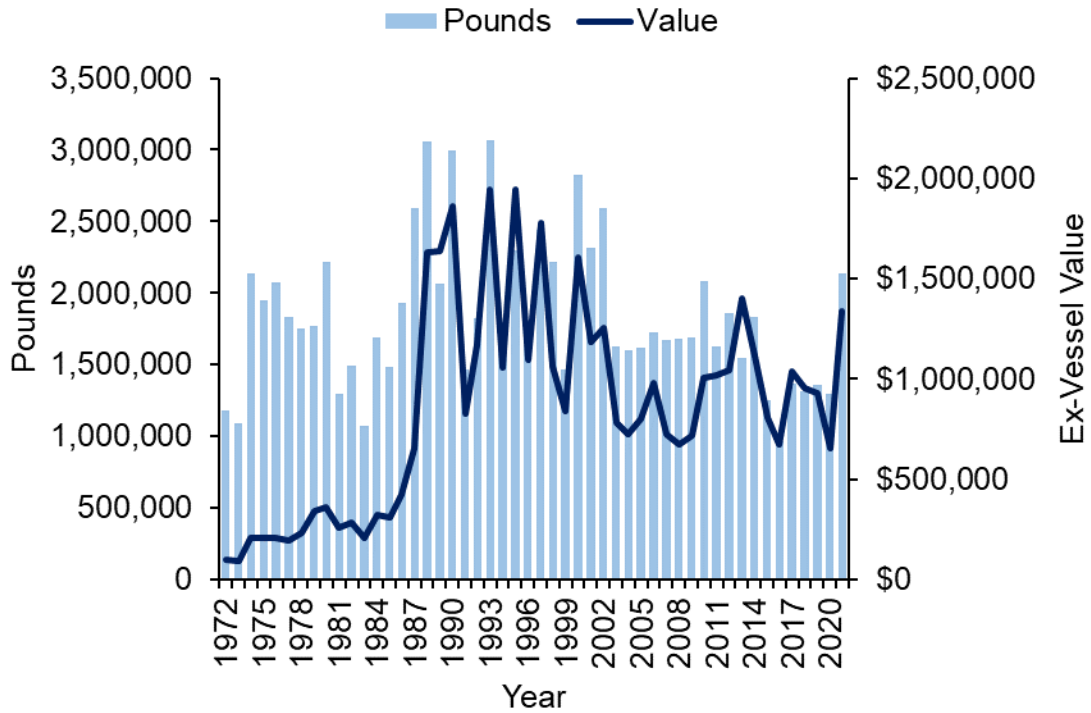


Figure 9. North Carolina annual striped mullet commercial landings and ex-vessel value for 1972 to 2021. Values include all market grades and are not adjusted for inflation.

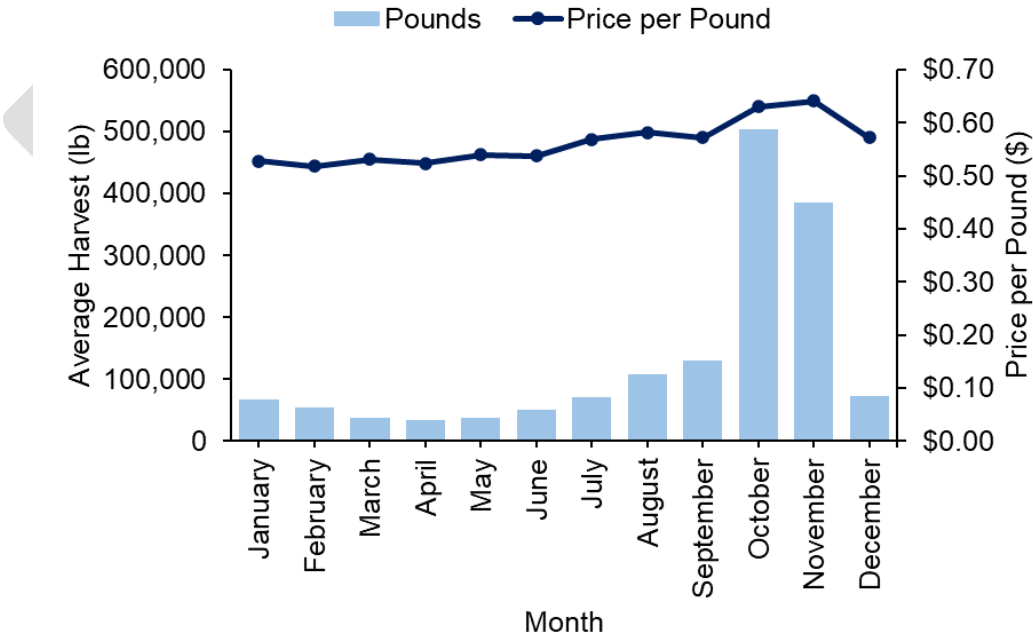


Figure 10. North Carolina striped mullet average monthly landings and average price per pound for 2010 to 2021. Averages include all market grades and are not adjusted for inflation.

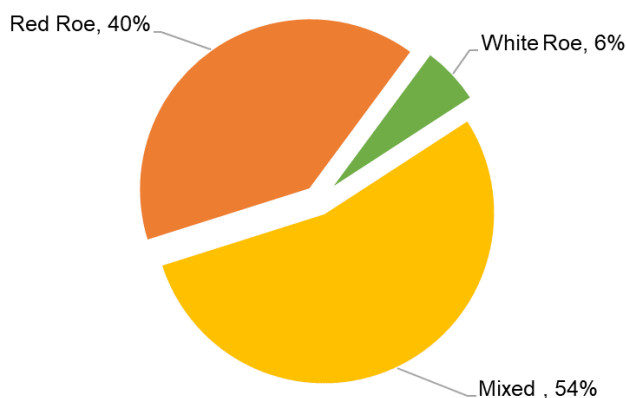


Figure 11. Percent of total landings by market grade in the North Carolina striped mullet commercial fishery, for 1994 to 2021. Landings reported as extra small, small, medium, large, jumbo, and mixed were combined into the “Mixed” market grade category. Landings reported as roe or red roe were combined into the “Red Roe” market grade category.

**BAIT LANDINGS**

The option for seafood dealers in North Carolina to report the disposition of landings on their trip tickets became available in 2017. Disposition is now a required field on trip tickets for dealers reporting electronically but some seafood dealers reporting on paper trip tickets are still using older, unused trip tickets that are missing the disposition field. Some seafood dealers leave the disposition field blank, an option intended to indicate that the default disposition for mullets of “food” should be used; however, a blank field could also indicate an accidental omission while recording the ticket. Additionally, mullets reported in numbers of fish rather than in pounds are often but not always bait landings, and some dealers report bait mullets using generic bait codes rather than using the correct species codes for “Finger Mullet” or “Jumping Mullet” (white and striped combined). Seafood dealers do not report mullets to the species level on trip tickets, but instead can report landings of larger fish as “Jumping Mullet” (all market grades except for extra-small) or smaller fish as “Finger Mullet” (extra-small market grade).

Commercial landings disposition data for striped mullet are currently considered to be inadequate for use in developing management measures because of the limited time series of disposition data for striped mullet landings and inconsistency in seafood dealers using the correct species and disposition codes when recording trip tickets. Additionally, commercial landings data for extra-small market grade mullet, or “Finger Mullet”, used as bait are not recorded to the species level. A DMF study completed in the early 2000s indicated that most of these landings may be white mullet, depending on the month and location of harvest (NCDMF 2006).

**LANDINGS BY COUNTY AND WATERBODY**

For information about trends in striped mullet commercial landings by county and by waterbody, please refer to the Small Mesh Gill Net Fishery Characterization Information Paper (Appendix 1). The vast majority of commercial striped mullet landings in North Carolina come from gill net fisheries and are landed in Dare and Carteret counties.

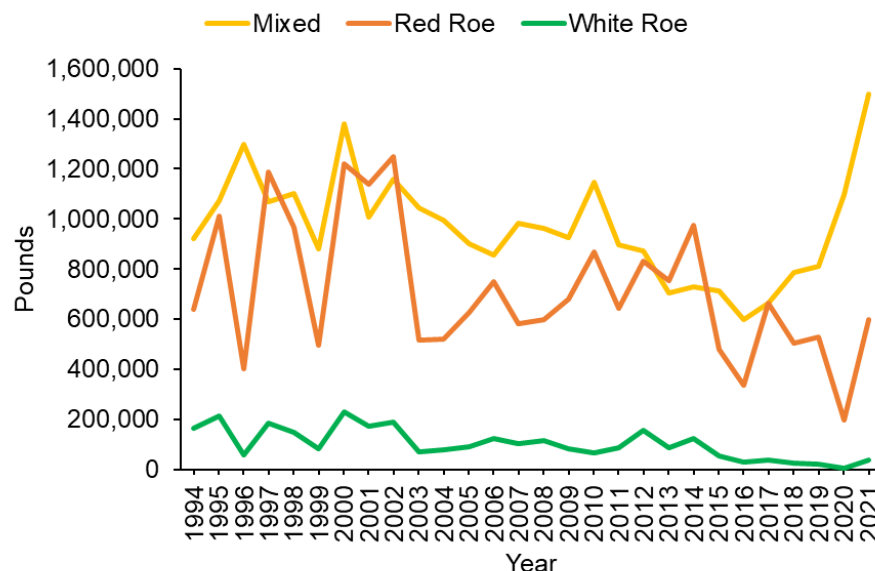


Figure 12. Annual landings by major market grade in the North Carolina striped mullet commercial fishery for 1994 to 2021. Landings reported as extra small, small, medium, large, jumbo, and mixed were combined into the “Mixed” market grade category. Landings reported as roe or red roe were combined into the “Red Roe” market grade category.

*LANDINGS BY GEAR TYPE*

Beach Seines and gill nets have been the two primary gear types used in the striped mullet commercial fishery since the earliest landings were documented in 1887. The beach seine fishery accounted for most commercial harvest for nearly 100 years, from 1887 to 1978. Gill nets replaced beach seines as the dominant gear type in the fishery in 1979 and the yearly proportion of total commercial striped mullet landings harvested by gill nets steadily increased until 1995 (Figure 15). Since then, gill net landings have averaged around 91% of striped mullet landings through 2021. Please refer to the Small Mesh Gill Net Characterization Information Paper (Appendix 1) for more information about gear classifications and small mesh gill nets in the North Carolina striped mullet fishery.

*RUNAROUND GILL NETS*

The contribution of runaround gill nets to total commercial harvest of striped mullet each year has steadily increased since 1972, and experienced a large increase in the 1990s, possibly resulting from the gill net closure in Florida state waters at the time. Anecdotal reports from North Carolina fishermen indicate an influx of Florida striped mullet fishermen into North Carolina and subsequent improvements in harvesting methods. More jet drive boats, spotting towers, night fishing, and runaround gill netting were reported by the mid-1990s. Additionally, expanded fishing regulations requiring gill net attendance for anchored small mesh gill nets (less than 5 inch stretched mesh) in North Carolina began in 1998, which may have further prompted a shift from set nets to runaround gill net fishing for striped mullet. (Figure 16).

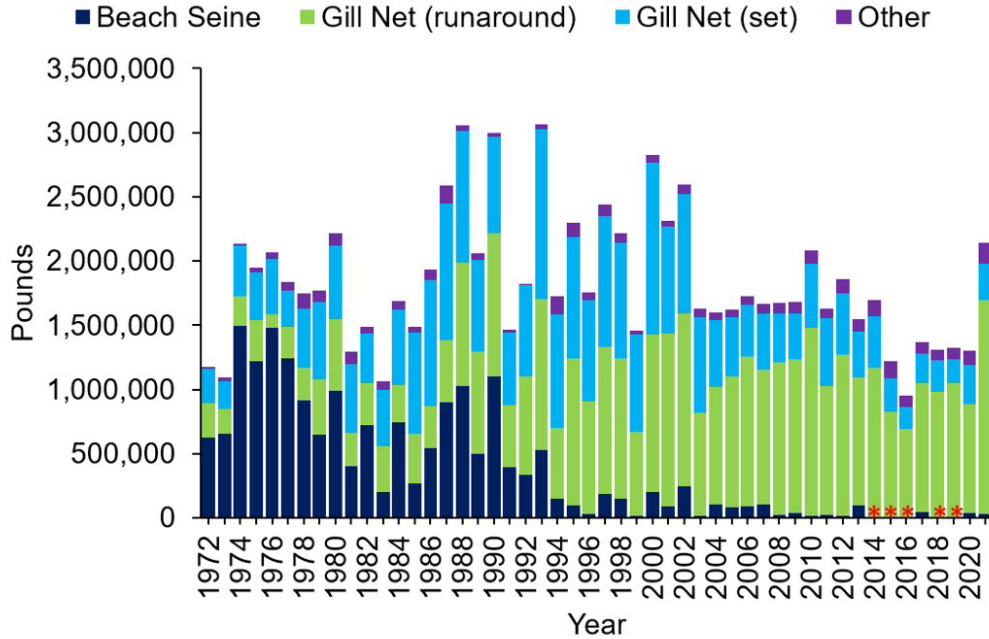


Figure 15. Total landings in pounds by dominant gear type in the North Carolina striped mullet commercial fishery for 1972 to 2021. Beach seine landings for 2014 through 2016 and 2018 through 2019 are confidential and therefore not presented, indicated by asterisks.

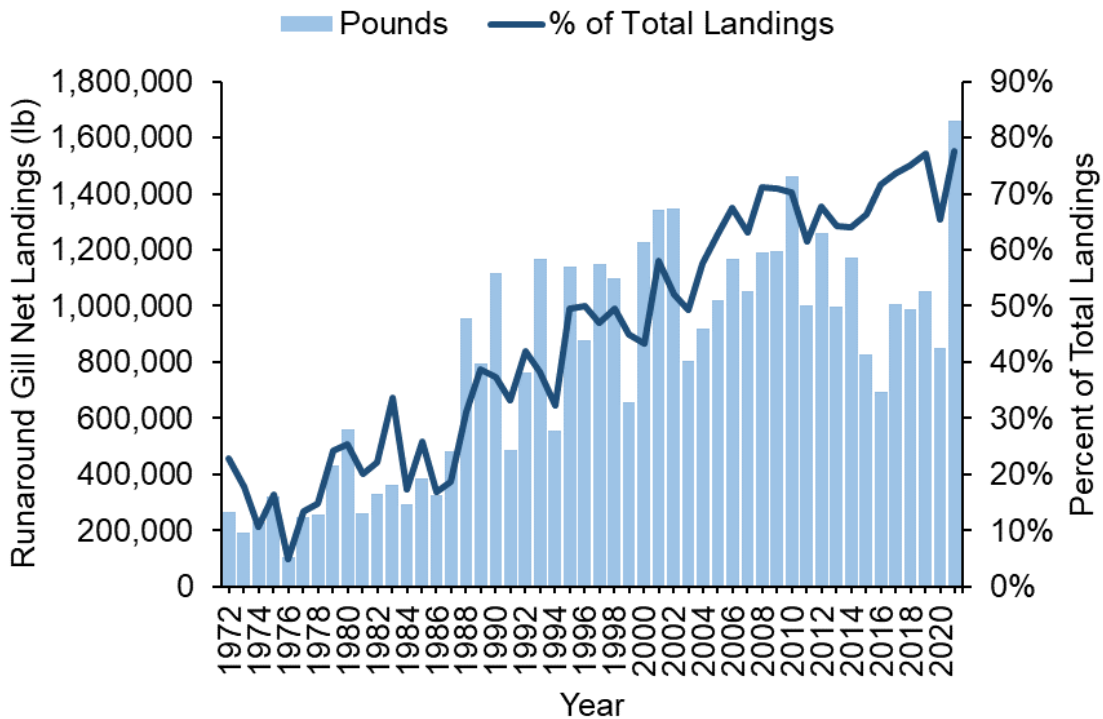


Figure 16. Pounds harvested by runaround gill nets by year and percent of total landings harvested by runaround gill nets by year in the North Carolina striped mullet commercial fishery for 1972 to 2021.

*SET GILL NETS*

Set gill nets have also become increasingly important in the striped mullet commercial fishery since 1972, although the proportion of total landings has not increased since the mid-1980s (Figure 17). Set gill net trips in North Carolina do not usually target striped mullet, but they do harvest marketable striped mullet incidentally. Small mesh anchored gill nets have accounted for most of the striped mullet landings harvested using set gill nets. Since peaking in 1993 and 2000, annual striped mullet landings from set gill nets have generally declined with the increasing contribution of runaround gill nets to the fishery (Figure 17). Most striped mullet harvested using set gill nets are landed in October and November, coinciding with the roe fishery. Landings from set gill nets at other times of the year tend to be small, reflecting the incidental capture of striped mullet in other fisheries. For more information about the small mesh set gill net fishery for striped mullet in North Carolina, please refer to the Small Mesh Gill Net Fishery Characterization Information Paper (Appendix 1).

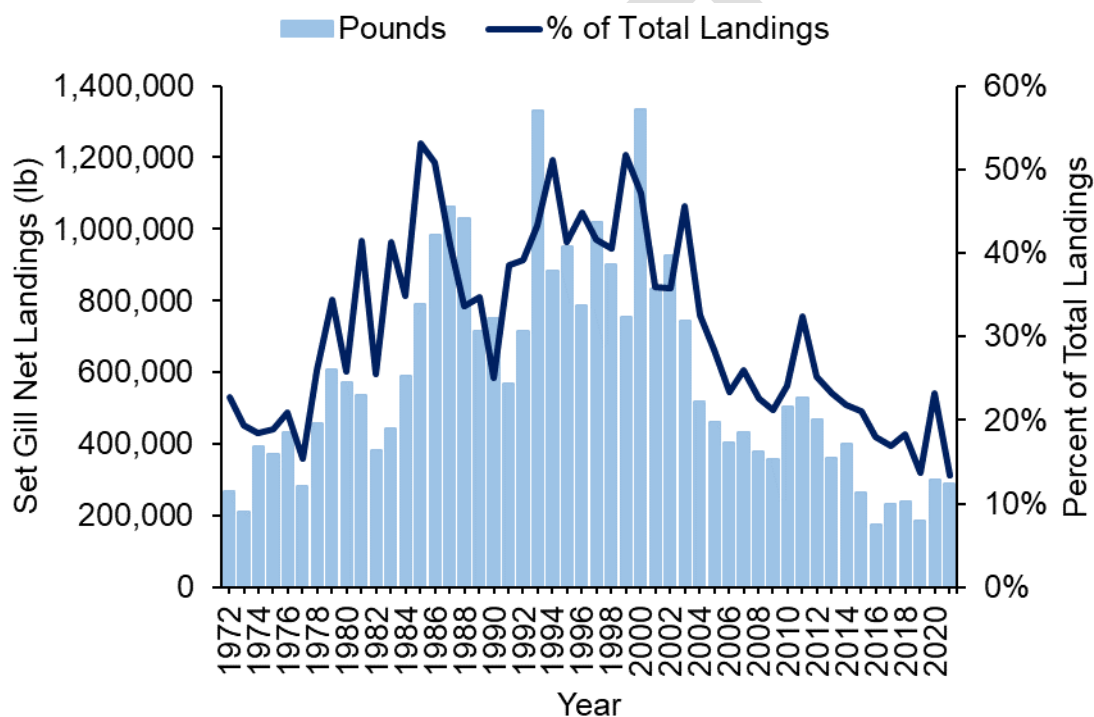


Figure 17. Pounds harvested using set gill nets and percent of total landings harvested using set gill nets by year in the North Carolina striped mullet commercial fishery for 1972 to 2021.

*BEACH SEINES*

The historic striped mullet beach seine fishery was predominantly composed of beach crews scattered among established territories along the central coastline of North Carolina, from Ocracoke Island and along Core, Shackleford, and Bogue banks (Simpson and Simpson 1994). Spotters along the beach would alert boat crews of southwestward, ocean migrating striped mullet schools. A long seine was deployed by small boat or skiff to intercept the oncoming school. Striped mullet were hauled in by manpower, horses, oxen, or tractors in later years. Stop nets (stationary nets not intended to gill fish but used to impede the movement of schooling fish so that they can be harvested with a seine) were employed in Bogue Banks.

The proportion of annual striped mullet harvest from the beach seine fishery has dwindled since 1972 and landings have fluctuated but declined greatly since 1994 (Figure 18). Beach seine

landings of striped mullet occur almost exclusively in October and November due to the restricted stop net fishery season. Extremely poor landings throughout the 1990s and 2000s may have resulted from fall hurricanes and strong weather conditions, which can have a particularly profound effect on stop net harvest because of its limited fishing season. The majority of striped mullet landings from beach seines are landed in the Ocean (93%) in the stop net fishery along Bogue Banks in Carteret County. The stop net fishery has operated under fixed seasons, and net and area restrictions since 1993. Stop nets are limited in number (four), length (400 yards), and mesh sizes (minimum eight inches – outside panels, six inches – middle section). Stop nets are only permitted along Bogue Banks (Carteret County) in the Atlantic Ocean from October 1 to November 30.

Landings from the other, smaller seine fisheries are harvested in ocean waters (0-3 miles), primarily in Carteret, Dare, and Hyde counties. Typically, monofilament gill nets (200-300 yards) are used to intercept ocean schooling striped mullet and hauled onto the beach as functional seines. Most striped mullet landings in this fishery occur in October and November during the fall spawning migration (J. B. Bichy 2000, M. R. Collins 1985a, Leard, et al. 1995). Outside of October and November, most of this fishery does not target striped mullet. Seines for spot, spotted seatrout, kingfish, and other species along the Outer Banks account for most trips from December to September of the next year.

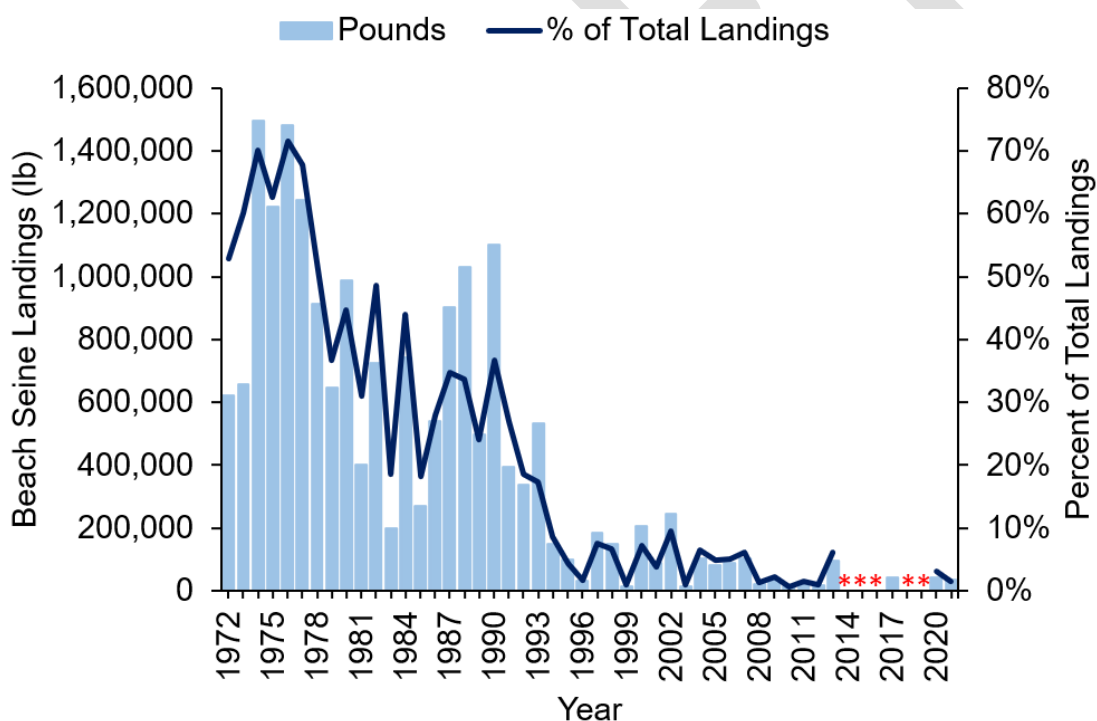


Figure 18. Pounds harvested using beach seines and percent of total landings harvested using beach seines by year in the North Carolina striped mullet commercial fishery for 1972 to 2021. Values for 2014 through 2016 and 2018 through 2019 are confidential and therefore not presented, indicated by asterisks.

**CAST NETS**

Cast net harvest of striped mullet is predominantly sold as bait. Cast net landings only represent 3% of the total striped mullet landings from 1994 to 2021 and increased from 1994 through 2015 before declining over recent years (Figure 19). In 2015, cast net landings contributed 8% of all

striped mullet landings that year, the highest proportion since 1994, when seafood dealers began reporting cast net landings on trip tickets (Figure 19).

Cast net landings of striped mullet are seasonal, with 76% of the annual harvest occurring in September and October. This seasonality of landings coincides with the spawning migration of white mullet. Most of the bait fish harvested commercially using cast nets that are reported by seafood dealers (striped and white combined) are likely white mullet (NCDMF 2006). A recreational cast net bait mullet fishery characterization study in the early 2000s showed that white mullet make up the majority of commercial cast net landings in September and October, but striped mullet make up the majority of the landings in November in North Carolina (NCDMF 2006). The fall cast net fishery primarily targets mullets that will be used as bait, either as cut, whole (frozen), or live bait, in contrast to other mullet fisheries that almost exclusively target roe fish during this period. The greatest proportion of mullet landed by cast nets from 1994 to 2021 were harvested in the Ocean (0-3 miles; 58%) and the Pamlico Sound (30%).

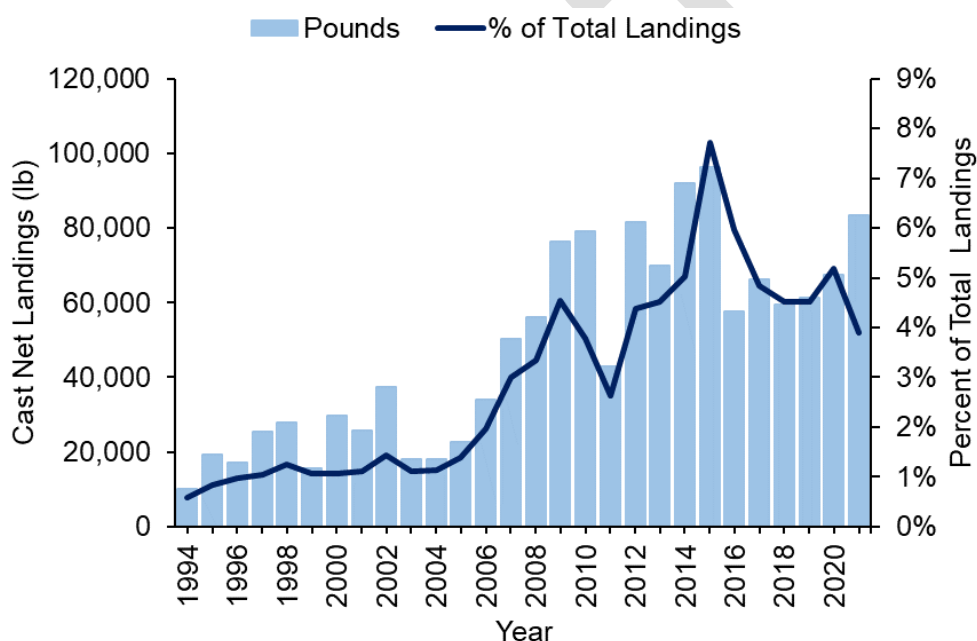


Figure 19. Pounds harvested using cast nets and percent of total landings harvested using cast nets by year in the North Carolina striped mullet commercial fishery for 1972 to 2021.

*EFFECTS OF WEATHER ON FISHERY*

Hurricanes occur frequently in eastern North Carolina, particularly in the fall during peak striped mullet fishing periods and may impact the striped mullet fishery, though impacts are inconsistent and largely influenced by timing of the hurricane. Hurricanes can damage fishing gear, prevent fishermen from fishing, and may cause striped mullet to leave the estuarine system earlier than normal (Burgess, et al. 2007). Increased migratory movement of striped mullet, sometimes referred to by fishermen as a “mullet blow”, has also been associated with north or northwest winds and cold fronts (Jacot 1920, Apekin and Vilenskaya 1979, Mahmoudi, et al. 2001). Hurricanes and unseasonably warm fall water temperatures may delay or disrupt the usual timing of spawning migrations (Thompson, et al. 1991). However, hurricanes and unusual weather conditions are not the only causes of lower striped mullet landings, and the potential reduction in fishing mortality during hurricane years could have a positive effect on spawning stock biomass of the striped mullet stock in subsequent years (Burgess et al. 2007).



## Striped Mullet Bycatch

Bycatch is the portion of the catch made up of species not being targeted on the fishing trip, captured because the gear is not selective enough or because of species and size differences. Bycatch can be divided into two categories: incidental catch and discarded catch. Incidental catch is retained, marketable catch of non-target species, while discarded catch is returned to the sea for regulatory, economic, or personal reasons. Fisheries most likely to encounter striped mullet bycatch include the set gill net and crab pot fisheries. Most striped mullet bycatch can be regarded as incidental catch and is not usually discarded unless it is unmarketable. Historically, there have not been regulations that would require striped mullet to be discarded in commercial fisheries, and striped mullet harvested incidentally can be used for food or bait, even outside of the roe fishery season.

### *SET GILL NET FISHERY*

From 2011 to 2021, there were 1,150 anchored small mesh gill net trips observed by DMF of which 389 trips caught striped mullet (35% of observed trips). From these trips, a total of 7,874 striped mullet were caught and 46 were discarded (0.6% of mullet). During the same period, there were 4,439 anchored large mesh gill net trips observed of which 120 trips caught striped mullet (3% of observed trips). From these trips, a total of 166 striped mullet were caught and 25 were discarded (15% of mullet). From 2011 to 2021, there were no commercial harvest restrictions for striped mullet, so most striped mullet caught incidentally in set gill nets were kept and sold. Discarded fish are usually unmarketable. Set gill nets do not appear to be a source of significant striped mullet discarded bycatch.

### *CRAB POT FISHERY*

From 2011 to 2021, annual landings of finfish bycatch (excluding crabs, shrimp, shellfish, and squids) from hard crab pots have averaged at about 1,800 pounds per year. Striped mullet are the eighth most common species overall and third most common finfish (not mollusk or crustacean) landed in crab pots by total weight. Striped mullet make up 11% of total finfish bycatch from hard crab pots by weight yet make up less than 1% of total hard crab pot landings. Annual total landings of striped mullet from hard crab pots averaged 6,054 pounds per year from 2011 to 2021. Striped mullet landings in peeler pots averaged 533 pounds per year during the same time period and are the seventh most common species overall by weight landed in peeler pots. Striped mullet are the fourth most common finfish bycatch species by weight in peeler pots and make up about 4% of total finfish bycatch in peeler pots. Striped mullet make up less than 1% of total peeler pot landings.

### *BYCATCH IN TARGETED STRIPED MULLET FISHERIES*

The two most important commercial fisheries in North Carolina that target striped mullet are the runaround gill net fishery and the stop net component of the beach seine fishery that occurs in Carteret County. From 2011 to 2021, Striped mullet have made up most landings by weight in both the runaround gill net fishery (70%) and the in the stop net fishery (89%). Other species harvested incidentally in the runaround gill net fishery include spotted seatrout (10% of total landings by weight), spot (4%), bluefish (4%), menhaden (2%) and red drum (2%). The remaining 8% of total runaround gill net landings from 2011 to 2021 were made up of 83 other species. Other species harvested incidentally in the stop net fishery include spotted seatrout (4% of total landings by weight), bluefish (2%), spot, (2%), and kingfishes (1%). The remaining 2% of total stop net landings from 2011 to 2021 were made up of 16 other species. The stop net component of the beach seine fishery that targets striped mullet has declined in importance over the past 30 years and striped mullet no longer make up the majority of beach seine landings in North Carolina. In both targeted striped mullet fisheries, the species most commonly harvested as bycatch are

## DRAFT

marketable and not likely to be discarded unless regulations or the condition of the fish require them to be discarded.

### *RECREATIONAL CAST NET FISHERY*

The 2006 Striped Mullet FMP (NCDMF 2006) examined the issue of large amounts of bait mullet harvested recreationally by cast net being discarded at the end of fishing trips, and the additional issue of fishermen harvesting large amounts of bait mullet in North Carolina and selling them in other states. Effective July 1, 2006, Marine Fisheries Commission Rule 15A NCAC 03M .0502 was amended to include section (b), which implemented a 200 mullet (white mullet and striped mullet in aggregate) per person per day recreational bag limit for striped mullet. This rule limited the number of bait mullet that may eventually be discarded at the end of fishing trips by recreational fishermen and addressed the issue of large amounts of bait mullet being sold in other states.

### **Recreational Fishery**

Few anglers target striped mullet using hook and line gear; however, striped mullet and white mullet are popular bait fish for anglers targeting a variety of inshore and offshore species. Mulletts are used as live, cut, and trolling baits (Nickerson Jr. 1984) and are commonly used by anglers fishing in the surf recreationally. Anglers using cast nets often catch young of the year mulletts, commonly known as finger mullet. At the end of each fishing trip, anglers typically discard dead and unused bait mullet. Cast netting for mullet generally occurs during the summer and fall, with the majority caught in September and October, coinciding with the southward migration of young of the year striped and white mullet. For more information about the North Carolina recreational striped mullet fishery and how recreational data are collected, please see the Recreational Harvest Information Paper (Appendix 3).

### **SUMMARY OF ECONOMIC IMPACT**

Commercial landings and effort data collected through the DMF trip ticket program were used to estimate the economic impact of the commercial striped mullet fishery. For commercial fishing output, total impacts were estimated by incorporating modifiers from the NOAA Fisheries Economics of the United States report (NMFS 2021), which account for proportional expenditures and spillover impacts from related industries. By assuming the striped mullet fishery contribution to expenditure categories at a proportion equal to its contribution to total commercial ex-vessel values, estimates were generated of the total economic impact of the commercial striped mullet fishery statewide. Modeling software, IMPLAN, was used to estimate the economic impacts of the industry to the state at-large, accounting for revenues and participation. For a detailed explanation of the methodology used to estimate the economic impacts please refer to the latest [DMF License and Statistics Annual Report](#).

From 2011 to 2021 striped mullet economic ex-vessel value has been about \$1 million dollars, impacting about 9,000 jobs annually (Table 1). Annual sales impacts have varied over the described decade but have averaged \$3.5 million from 2011 to 2021 (Table 1). It is estimated that the striped mullet fishery contributes to about 1% of commercial fishing sales impact.

The striped mullet commercial fishery is driven by seasonal changes in availability of the stock to commercial fisheries, coinciding with the migration of spawning adult fish from inshore waters through the inlets and into the ocean. Estimated changes in job impacts and sales impacts reflect the accessibility of the population to fishing throughout the year. Most of the economic impacts

## DRAFT

are concentrated in October and November of each year when annual commercial harvest levels peak (Table 2).

Table 1 Annual commercial estimates of annual economic impact to the state of North Carolina from striped mullet harvest for 2011 to 2021.

Year	Pounds Landed	Ex-Vessel Value	Job Impacts	Income Impacts	Value-Added Impacts	Sales Impacts
2021	2,135,952	\$ 1,273,639	12,106	\$ 1,869,008	\$ 3,521,559	\$ 4,024,260
2020	1,299,464	\$ 651,104	9,100	\$ 1,357,820	\$ 2,320,755	\$ 2,968,469
2019	1,362,212	\$ 940,747	7,539	\$ 1,402,513	\$ 2,629,596	\$ 3,022,280
2018	1,312,121	\$ 982,925	7,421	\$ 1,539,201	\$ 2,842,970	\$ 3,324,933
2017	1,366,338	\$ 1,095,476	8,602	\$ 1,557,537	\$ 2,964,234	\$ 3,348,036
2016	965,337	\$ 722,324	7,471	\$ 1,038,377	\$ 1,969,253	\$ 2,233,376
2015	1,247,044	\$ 878,666	8,005	\$ 1,259,705	\$ 2,391,057	\$ 2,709,024
2014	1,828,351	\$ 1,216,200	9,375	\$ 1,748,458	\$ 3,315,835	\$ 3,760,652
2013	1,549,157	\$ 1,558,612	10,930	\$ 2,423,011	\$ 4,485,190	\$ 5,232,261
2012	1,859,587	\$ 1,174,215	9,483	\$ 1,902,954	\$ 3,479,302	\$ 4,117,409
2011	1,627,894	\$ 1,168,822	8,443	\$ 1,912,423	\$ 3,486,877	\$ 4,139,736
Average	1,504,860	\$ 1,060,248	8,952	\$ 1,637,364	\$ 3,036,966	\$ 3,534,585

Table 2. Monthly commercial estimates of annual economic impact to the state of North Carolina from striped mullet harvest for 2017 to 2021.

Month	Pounds Landed	Ex-Vessel Value	Job Impacts	Income Impacts	Value Added Impacts	Sales Impacts
January	93,518	\$ 36,787.74	483	\$ 55,122.56	\$ 103,188.91	\$ 118,813.91
February	68,261	\$ 34,269.91	560	\$ 51,349.20	\$ 96,125.69	\$ 110,681.67
March	45,331	\$ 20,651.10	428	\$ 30,942.78	\$ 57,925.11	\$ 66,696.75
April	42,875	\$ 29,097.26	561	\$ 43,599.54	\$ 81,617.66	\$ 93,976.05
May	45,283	\$ 24,951.98	417	\$ 37,387.80	\$ 69,989.69	\$ 80,587.72
June	57,684	\$ 31,887.30	474	\$ 47,779.04	\$ 89,442.44	\$ 102,986.47
July	79,218	\$ 38,471.98	505	\$ 57,645.44	\$ 107,912.28	\$ 124,253.08
August	120,815	\$ 65,723.94	698	\$ 98,480.57	\$ 184,354.57	\$ 212,269.67
September	135,479	\$ 73,183.96	810	\$ 109,657.51	\$ 205,278.52	\$ 236,362.79
October	623,868	\$ 338,771.88	1,805	\$ 507,611.74	\$ 950,246.01	\$ 1,094,135.29
November	392,134	\$ 214,307.87	1,511	\$ 321,117.07	\$ 601,128.63	\$ 692,152.90
December	77,310	\$ 53,998.88	785	\$ 80,911.09	\$ 151,465.19	\$ 174,400.68

It is difficult to determine the economic impact and importance of the North Carolina recreational striped mullet fishery because there is a lack of data, and the data are not precise; however, striped mullet are used as bait in several economically important recreational fisheries in North Carolina. Striped mullet are a common bait species for red drum and flounder and for fishing in the surf. Bait mullet are also commonly sold in tackle shops to recreational anglers and are likely an important product for local bait and tackle businesses.

## ECOSYSTEM PROTECTION AND IMPACT

### Coastal Habitat Protection Plan

The Fisheries Reform Act statutes require that a Coastal Habitat Protection Plan (CHPP) be drafted by the NCDEQ and reviewed every five years (G.S. 143B-279.8). The CHPP is a resource

## DRAFT

and guide compiled by NCDEQ staff to assist the Marine Fisheries, Environmental Management, and Coastal Resources commissions in developing goals and recommendations for the continued protection and enhancement of fishery habitats in North Carolina. These three commissions are required by state law (G.S. 143B-279.8) to adopt and implement management strategies specified in the CHPP as part of a coordinated management approach. Habitat recommendations related to fishery management can be addressed directly by the MFC. The MFC has passed rules that provide protection for striped mullet habitat including the prohibition of bottom-disturbing gear in specific areas, and designation of sensitive fish habitat such as nursery areas and SAV beds with applicable gear restrictions. Habitat recommendations not under MFC authority (e.g., water quality management, shoreline development) can be addressed by the other commissions through the CHPP process. The CHPP helps to ensure consistent actions among these commissions as well as their supporting NCDEQ divisions. The CHPP also summarizes the economic and ecological value of coastal habitats to North Carolina, their status, and potential threats to their sustainability (NCDEQ 2016).

Striped mullet use different habitats depending on life stage, season, and location (Able and Fahay 1998, Pattillo, et al. 1999, Cardona 2000) and are found in most habitats identified in the CHPP including: water column, wetlands, submerged aquatic vegetation (SAV), soft bottom, and shell bottom (NCDEQ 2016). Striped mullet are found in almost all shallow marine and estuarine habitats such as beaches, tidal flats, lagoons, bays, rivers, channels, marshes, and grass beds (Moore 1974, Pattillo, et al. 1999, Nordlie 2000). These habitats provide striped mullet with the conditions they need for thriving and maintaining a healthy population. Growth and survival of striped mullet within the habitats they use are maximized when water quality parameters such as temperature, salinity, and dissolved oxygen are within optimal ranges. For further information about habitat use by life stage and optimal water quality parameters, see the [DESCRIPTION OF THE STOCK](#) section of this FMP. Additional information on the habitats discussed below, threats to these habitats, water quality degradation, and how these topics relate to fisheries can be found in the CHPP (NCDEQ 2016).

### Threats and Alterations

Suitable habitat is a critical element in the ecology and productivity of estuarine systems. Degradation or improvement in one aspect of habitat may have a corresponding impact on water quality. All habitats used by striped mullet are threatened in some way.

Water column habitats in warm oceanic waters are used as spawning habitat for striped mullet. Coastal inlets act as critical water column habitat corridors for adult striped mullet to pass through during their annual spawning migrations out to the ocean, and for larvae to reach estuarine nursery areas. Terminal groins may threaten striped mullet stocks by obstructing inlet passage of striped mullet, impeding recruitment (Kapolnai, Werner and Blanton 1996, Churchill, et al. 1997, Blanton, et al. 1999). Inlets are also hydraulically dredged on a regular basis to ensure safe passage for vessels of all sizes, potentially entraining marine animals, particularly eggs and larval fishes that cannot avoid the suction field of the gear due to their reduced swimming abilities (Todd, et al. 2015). The DMF recommends an in-water-work moratorium from April 1 to July 30 to minimize impacts during peak biological activity; however, most projects are given moratorium relief in favor of public safety.

Soft bottom habitats act as important nursery, refuge and feeding areas for striped mullet. These habitats support zooplankton, detritus, algae, and benthic microorganisms that mullet eat during their early life stages. Dredging threatens soft bottom habitat by impairing water quality and temporarily removing benthic infauna from the areas, reducing food availability to bottom-feeding

## DRAFT

species such as striped mullet (NCDEQ 2016). Soft bottom habitats in the surf zone of shallow ocean waters are also used by juvenile striped mullet and may act as transient habitats, orienting fish larvae into estuaries (Kinoshita, et al. 1988, Fujita, et al. 2002, Ross and Lancaster 2002). Beach nourishment projects can temporarily impact benthic prey availability in surf zone habitats, and the increased turbidity generated from beach nourishment projects can impact the growth and survival of marine organisms (Reilly and Bellis 1983, Lindquist and Manning 2001).

Submerged aquatic vegetation habitats are used by striped mullet as nursery, forage, and refuge habitats, where striped mullet feed on epiphytic algae and invertebrates that live on seagrasses and other structures (Odum 1968, M. R. Collins 1985a). Seagrass beds are threatened by physical destruction from bottom disturbing fishing gear, dredging, damage from boat use, and water quality degradation. Shell bottom habitats such as oyster reefs are used as forage habitat for striped mullet (Bliss, et al. 2010) and can be damaged by bottom-disturbing fishing gears, disease, and overfishing. Freshwater and estuarine wetlands, especially surrounding estuarine rivers and marshes, are used transiently by juvenile striped mullet for foraging, refuge, and nursery habitat (Peterson and Turner 1994). Wetlands are threatened by many human activities, including dredging for marinas and channels, filling for development, and ditching and draining for agriculture, silviculture, channelization, and shoreline stabilization.

For more information about these habitats and how they are managed, please refer to the CHPP (NCDEQ 2016).

### *WATER QUALITY DEGRADATION*

Good water quality is essential, both for supporting the various life stages of striped mullet and for maintaining their habitats. Naturally occurring and anthropogenic activities can alter salinity and temperature conditions or elevate levels of toxins, nutrients, and turbidity, as well as lower dissolved oxygen levels, which can degrade water quality and impact striped mullet survival. Water quality degradation through stormwater runoff, discharges, toxic chemicals, sedimentation, and changes in turbidity can threaten striped mullet survival. There are increasing concerns about declining water quality and the influence it is having on habitats such as SAV, shell bottom, and wetlands. Studies have found that macroalgal biomass is directly related to increased nutrient levels and that SAV loss is greater with increased macroalgae (Valiela, et al. 1997). Once macroalgal blooms die, they decompose rapidly, increasing nutrient levels in the water column, stimulating phytoplankton production, further reducing light, and decreasing dissolved oxygen in the water and sediments. These have all been important factors in the decline of SAV up and down the Atlantic seaboard (Hauxwell, et al. 2000).

The 2021 CHPP Amendment includes priority issues with elements of improving water quality, including “Protection and Restoration of Submerged Aquatic Vegetation (SAV) through Water Quality Improvements” and “Protection and Restoration of Wetlands through Nature-based Solutions”. Both of these priorities may benefit the North Carolina striped mullet stock. Striped mullet use all three habitats targeted in the amendment throughout their life history, especially wetlands. The recommended actions are expected to not only improve these habitats but strengthen coastal community and ecosystem resilience, bolstering the ability of these habitats to provide ecosystem services and support stocks of economically important marine species such as striped mullet. In 2023, the North Carolina Environmental Management, Marine Fisheries, Coastal Resources, and Soil & Water Conservation commissions unanimously adopted the resolution crafted by the Stakeholder Engagement for Collaborative Coastal Habitats Initiative (SECCHI) workgroup advocating for increased funding for the voluntary cost-share programs that will help landowners protect their property and significantly reduce nutrient loading in North Carolina's coastal waters.

## DRAFT

More detailed information on water quality degradation, including the topics of hypoxia, toxins, and temperature in North Carolina and effects on fish stocks can be found in the NCDWQ guides on the NCDWQ website: [NCDWQ Water Quality Information](#) (NCDWQ 2000, NCDWQ 2008) and in the CHPP (NCDEQ 2016). More information about the water quality requirements for striped mullet can be found in the [DESCRIPTION OF THE STOCK](#) section of this FMP.

### **Gear Impacts on Habitat**

Bottom disturbing fishing gear can impact ecosystem function through habitat degradation. Static (non-mobile) gears tend to have a lesser impact on habitat compared to mobile gears, as the amount of area affected by static gears tends to be insignificant when compared to that of mobile gears (Rogers, Kaiser and Jennings 1998). Both bottom disturbing and static gears can result in bycatch while in operation and can have negative impacts if the gear is abandoned or lost.

The primary gears used in the striped mullet commercial fishery are gill nets (runaround, and set), beach seines, and cast nets. In the recreational fishery, cast nets are the primary gear. Other gears that may harvest striped mullet as incidental catch include pounds nets, crab pots, drift gill nets, and fyke nets. Many gears that interact with striped mullet are static (Barnette 2001, NCDEQ 2016) and generally have minimal impact on habitat.

Beach seines and runaround gill nets are both mobile and may disturb local habitats. Impacts from mobile bottom-disturbing fishing gears such as seines and runaround gill nets include changes in community composition from the removal of species and physical disruption of the habitat (Barnette 2001). Gears may damage or uproot SAV as they are dragged across the seafloor, potentially reducing productivity of these habitats and destroying the structures that provide feeding surfaces and shelter for striped mullet (NCDEQ 2016). Gears that drag across the seafloor may also suspend sediments, temporarily increasing turbidity (Corbett, et al. 2004) and reducing clarity, SAV growth, productivity, and survival (NCDEQ 2016). Sediment suspended by bottom disturbing fishing gears and boat propeller wash may also bury SAV (Thayer, Kenworthy and Fonseca 1984), degrading habitat quality and reducing productivity.

Despite the potential impacts, it has been determined that the bottom impact from actively fished gill nets represent a low disturbance and that impacts from boat propellers during side-setting are likely more significant (Kimmel, Corbett and Thorpe 2010). Beach seines are used to encircle schools of fish and may scrape the seafloor with a lead line as they are fished along the beach. The impact of beach seines on habitat is unknown but is likely minor due to the high-energy nature and typical sediment disruption of the surf zone where beach seines are used. Bottom impacts from active gill net fishing and seining are likely to be greater in low energy environments such as bays and creeks than in open high energy areas such as rivers, large sounds, and the surf zone of the ocean. Cast nets do not usually disturb habitat as they are fished in the water column. Crab pots are weighted and rest on the bottom, so they can smother SAV and are capable of ghost fishing if lost or abandoned.

### *PROTECTED SPECIES INTERACTIONS*

Protected species include a variety of animals that are protected by federal or state statutes because their populations are at risk or vulnerable to risk of extinction. Several protected species occur in North Carolina, including diamondback terrapins (*Malaclemys terrapin*), migratory birds, five species of sea turtles, bottlenose dolphins (*Tursiops truncatus*), and two species of sturgeon. Entanglement gears such as the gill nets used in some commercial striped mullet fisheries are size-selective; however, gill nets are capable of unintentionally capturing larger, non-targeted species. For more information about protected species in North Carolina, their interactions with

## DRAFT

fishing gear, and how the DMF monitors interactions between protected species and commercial fisheries, please refer to the DMF [Observer Program website](#). Interactions between protected species and the stop net fishery in Bogue Banks that targets striped mullet are monitored by the National Oceanic and Atmospheric Administration (NOAA).

### Climate Change and Resiliency

Extreme weather events have always occurred, but scientists anticipate that changes this century to North Carolina's climate will be larger than anything historically experienced (Kunkel, et al. 2020). It is predicted that average annual temperatures will continue to increase, sea level will continue to rise, the intensity of hurricanes will increase, total annual precipitation from hurricanes and severe thunderstorms will increase resulting in increased flooding events, while severe droughts will also likely increase due to higher temperatures (Kunkel, et al. 2020). Flood events can flush contaminated nutrient-rich runoff into estuaries causing degraded water quality. Runoff from flood events can cause eutrophication resulting in fish kills due to hypoxia, algal blooms, and alteration of the salinity regime. Flood events can also cause erosion of shorelines resulting in loss of important coastal habitats, such as SAV, soft bottom, and wetlands, that are critical to striped mullet throughout their life history. Potential increases in extreme weather events could have an adverse effect on the recruitment and survival of striped mullet in the estuarine system.

Increasing temperatures could also impact the distribution of finfish and invertebrate populations and the coastal habitats they use. It has been predicted that hundreds of finfish and invertebrate species will be forced to move northward due to increasing temperatures caused by climate change (Morley, et al. 2018). North Carolina already exhibits one of the greatest northward shifts in commercial fishing effort, with average vessel landings occurring 24 km further north each year (Dubik, et al. 2019).

The repeated impacts and compounding losses from the effects of climate change can be catastrophic not only to coastal communities, but to coastal habitats and the fisheries they support. While the risks and hazards associated with climate change and extreme weather events cannot be completely eliminated, the effects can be decreased by improving coastal resilience, which can be broken down into two parts: 1) community resiliency – the ability of a community to withstand, respond to, and recover from a disruption, and 2) ecosystem resiliency – the ability of the natural environment to withstand, respond to, and recover from disruption, such as hurricanes, tropical storms, and flooding. A resilient ecosystem can bounce back from disturbances over time compared to resistant ecosystems, which may not be able to recover their full functionality in face of repeated disturbances. Building a more resilient coastal community and ecosystem will help ensure the persistence of coastal habitats critical to the life history of striped mullet and many other species (NCDEQ 2020).

### FINAL AMENDMENT TWO MANAGEMENT STRATEGY

*\*\*\*Section will be completed when the MFC selects preferred management prior to DEQ secretary and legislative committees review\*\*\**

### RESEARCH NEEDS

The research recommendations listed below are offered by the division to improve future management strategies of the striped mullet fishery. They are considered high priority as they will help to better understand the striped mullet fishery and meet the goal and objectives of the FMP.

## DRAFT

A more comprehensive list of research recommendations is provided in the Annual FMP Review and DMF Research Priorities documents.

- Explore effects of offshore and nearshore environmental conditions and climate change on the North Carolina striped mullet stock, including potential changes in recruitment and sex ratios.
- Explore effects of modified shorelines (e.g., beach renourishment projects, hardened shorelines, and development) on striped mullet food sources and habitats.
- Conduct a striped mullet tagging study, including acoustic and satellite tags, to explore movement patterns and range of striped mullet found in North Carolina.
- Repeat and expand the cast net study conducted by the Division in the early 2000s, including use of various net and mesh sizes to characterize cast net effort and catch by net size, mesh size, and user group in the recreational fishery.
- Explore market price drivers for striped mullet in North Carolina, including exploration of the link between fishing target species, market prices, and fisher behavior.





## DRAFT

### Appendix 1: SMALL MESH GILL NET CHARACTERIZATION IN THE NORTH CAROLINA STRIPED MULLET FISHERY

#### Issue

The estuarine small mesh gill net fishery in North Carolina is managed and regulated by North FMPs and numerous MFC rules and North Carolina DMF proclamations. However, concerns about biological impacts from the use of small mesh gill nets remain. The primary issues to be addressed concern greater flexibility with constraining harvest in the striped mullet fishery, reducing bycatch, and to the greatest extent practical reducing conflict between gill net users and other stakeholders. Specific management options for gill net regulations can be found in [Appendix 2: Sustainable Harvest Issue Paper](#).

#### Origination

The North Carolina Marine Fisheries Commission.

#### Background

At their August 2021 business meeting, the MFC passed a motion to not initiate rulemaking on small mesh gill nets but refer the issue through the FMP process for each species, and any issues or rules coming out of the species-specific FMP to be addressed at that time. In North Carolina, small mesh gill nets are the predominant gear used to harvest striped mullet. Most striped mullet are harvested commercially using runaround or other actively fished gill nets. Per direction from the MFC, small mesh gill nets must be addressed during review of the striped mullet FMP.

North Carolina General Statutes authorize the MFC to adopt rules for the management, protection, preservation, and enhancement of the marine and estuarine resources within its jurisdiction (G.S. 113-134; G.S. 143B-289.52). The MFC has authority to adopt FMPs and the DMF is charged with preparing them (G.S. 113-182.1; G.S. 143B-289.52). Further, the MFC may delegate to the DMF director in its rules the authority to issue proclamations suspending or implementing MFC rules that may be affected by variable conditions (G.S. 113-221.1; G.S. 143B-289.52). Variable conditions include compliance with FMPs, biological impacts, bycatch issues, and user conflict, among others (15A NCAC 03H .0103). The estuarine gill net fishery in North Carolina is managed and regulated by FMPs and numerous MFC rules and DMF proclamations. Rules are periodically amended to implement changes in management goals and strategies for various fisheries and are the primary mechanism for implementing FMPs under the Fisheries Reform Act of 1997 (FRA).

In recent years, modifications to gill net management resulting from the adoption of FMPs or other circumstances have largely been implemented through the DMF director's proclamation authority, not through rulemaking. This is primarily due to the need to implement management changes in a timely fashion and to accommodate variable conditions. Over time, this has resulted in incongruent restrictions between rules and proclamations. Additionally, many of the rules related to small mesh gill nets were first developed prior to the FRA and have not been thoroughly evaluated since the addition of more recent rules developed through the FMP process.

The striped mullet small mesh gill net fishery operates year-round, but the type of gill net used varies by season and area (NCDMF 2018). Multiple species may be landed during a single trip; however, the target species usually dominates the catch (NCDMF 2008). In North Carolina, gill nets are restricted to a minimum mesh size of 2.5 inches stretched mesh (ISM) (15A NCAC 03J .0103 (a)). The DMF categorizes gill nets with ISM from 2.5 to less than 5 inches as small mesh (Daniel 2013). Although the rule uses "mesh length" and not "mesh size", their meanings are

## DRAFT

identical for the purpose of this document; this helps to demarcate the discussion of “mesh size” from “net length” throughout the document. Small mesh gill nets are generally classified into three categories based on how the net is deployed and fished: set gill nets, runaround gill nets, and drift gill nets (Figure 1.1; Table 1.1; (Steve, et al. 2001)). For the purpose of this document, “set” gill nets, or “set nets”, includes anchored, fixed, and stationary nets.

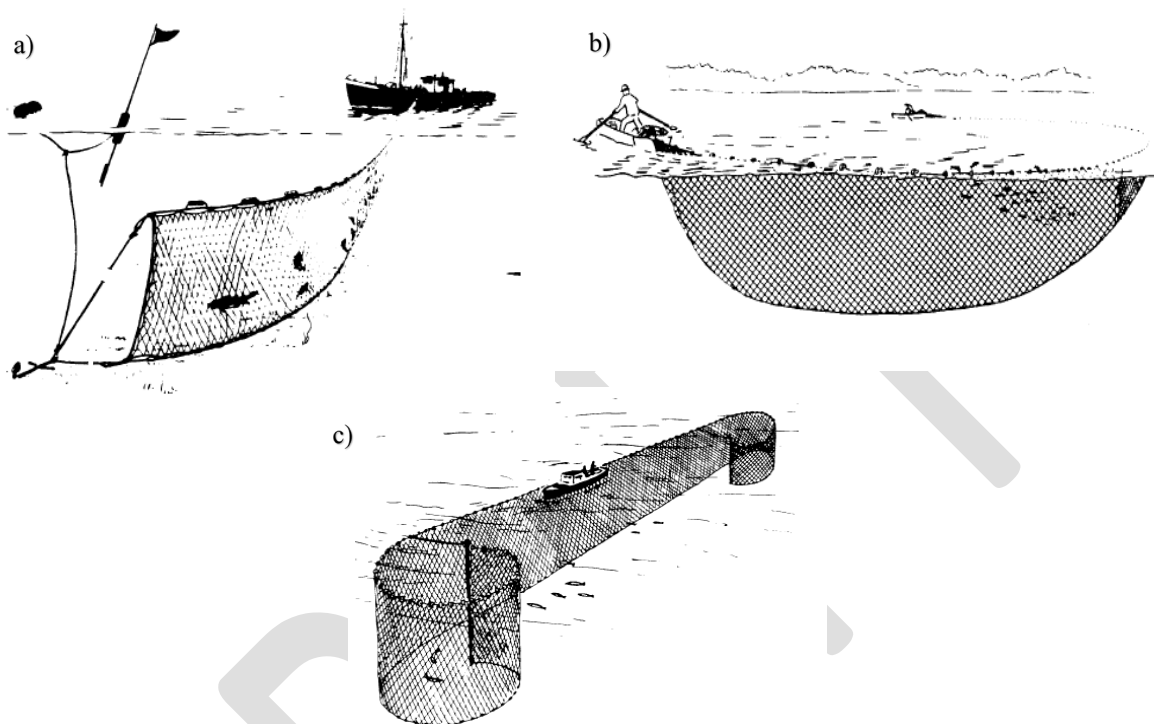


Figure 1.20. Illustrations of (a) set, (b) runaround, and (c) drift gill nets extracted from Steve et al. (2001).

Set nets (Figure 1.1a) are the second most common gill net method used for commercial striped mullet harvest in North Carolina. They are kept stationary with the use of anchors or stakes attached to the bottom or attached to some other structure attached to the bottom, at both ends of the net (15A NCAC 03I .0101). Set nets can be further classified as sink or float gill nets (Steve et al. 2001). A sink gill net fishes from the bottom up into the water column a fixed distance by having a lead line (bottom line) heavy enough to sink to the bottom. Depending on the height of the net and the depth of the water, the float line (top line) may or may not be submerged below the surface of the water. A float gill net may fish the entire water column by having the top line with buoys sufficient for floating on the surface of the water, or a portion of the water column depending on the depth of the net (number of meshes deep). Set nets are deployed by dropping one end of the net and running out the rest of the length of net usually in a line. Once deployed, soak times for fishing set nets vary depending on factors such as target species, water temperature, season, waterbody, and regulations (NCDMF 2018).

A runaround gill net is the most common gill net method used for commercial striped mullet harvest in North Carolina. It is an actively fished gear used to encircle schools of fish (Figure 1.1b). They are deployed with a weight and a buoy at one end that enables the rest of the net to be fed out, creating a closed circle around the school of fish due to the vessel's path. Runaround gill nets tend to be deep nets capable of fishing the entire water column. Mesh sizes and net lengths vary depending on the size of the targeted species (Steve et al. 2001). Another form of

**DRAFT**

runaround gill net is the strike net or drop net. Rather than deploying the net in a circle, the net is set parallel to shore, often with one end anchored to the bank. Once the net is set, the boat is driven between the net and the shore to drive fish into the net (NCDMF 2018). Soak times for all types of runaround gill nets are almost always an hour or less.

Table 1.3. Small mesh gill net gear categories with descriptions and capture method descriptions.

Small Mesh Gill Net Gear Categories	Sub-Categories	Gear Description	Capture Method
Anchored/Fixed /Stationary/Set	Sink	Attached to bottom or some other structure by anchors or stakes at both ends. Sink nets are fished from the bottom up into the water column.	Passively Fished - For both sink and float set nets the gear is left in place for a period of time. Fish, if appropriately sized, swim into the net and are gilled.
	Float	Attached to bottom or some other structure by anchors or stakes at both ends. Float nets are fished from the top down into the water column. Depending on target species nets fish part of the water column or the entire water column.	
Runaround	Circle	Attached to the bottom at one end. Once the end is set, the rest of the net is then fed out of a boat creating a circle and meeting back at the original set point. Generally, these nets fish the entire water column.	Actively Fished - Used to encircle a school of fish. Primary target species for this gear is striped mullet.
	Strike/Drop	Attached to the bottom at one end. Deployed along shore with the terminal end finishing at another point along the shore. The boat is driven into the blocked section to “drive” the fish into the net and are then retrieved.	Actively Fished - Used to corral or intercept a school of fish and then immediately retrieve. Primary target species for this gear is striped mullet, and spotted seatrout to a lesser extent.
Drift		Attached to boat or free-floating with close attendance. Lighter leadlines and no anchors allow the net to drift. Depending on target species and water depth, nets fish part of the water column or the entire water column. Primarily used in Pamlico Sound to target Spanish mackerel and bluefish.	Actively Fished - Drift with the water current with continuous attendance.

Drift gill nets are unanchored, non-stationary nets that are actively attended (i.e., remain attached to the vessel or the fishing operation remains within 100 yards of the gear) (Figure 1.1c) and tend to have shorter soak times than set nets. They are constructed with lighter lead lines to allow for the net to drift with the current. The small mesh drift gill nets currently employed in North Carolina estuaries are primarily used to target Spanish mackerel and bluefish in Pamlico Sound. This gear can also be used to target spot (as a sink net) and striped mullet (typically fishing the entire water

## DRAFT

column) in areas primarily from Core Sound and south (Steve et al. 2001). Drift nets account for less than 0.5% of striped mullet landings.

## METHODS

Information specific to the North Carolina estuarine gill net fishery was gathered from two DMF sampling programs briefly described below:

### N.C. Trip Ticket Program

The N.C. Trip Ticket Program began in 1994. This program requires licensed commercial fishermen to sell their catch to licensed fish dealers, who are then required to complete a trip ticket for every transaction. Data collected on trip tickets include gear type, area fished, species harvested, and total weights of each species. Information recorded on trip tickets for gear type and characteristics is self-reported by the dealer. This information may be verified by DMF fish house staff after the fact, but the potential exists that some trips may be mischaracterized by dealers. In 2004, trip tickets included mesh size categories for gill nets: small mesh = <5 inch ISM, and large mesh = >5 inch ISM. However, the use of this new field was not prevalent until about 2008 because dealers were still using old trip tickets they had on hand.

### Commercial Fish House Sampling

Commercial fishing activity is monitored through fishery dependent (fish house) sampling. Sampling occurs dockside as fish are landed. Commercial fishermen and/or dealers are interviewed by DMF staff, and the catch is sampled. Samplers collect data on location fished, effort (soak time, net length, etc.), gear characteristics (net type, net depth, mesh size, etc.), and the size distribution of landed species.

### Commercial Observer Program

On board observations of commercial estuarine gill nets, primarily set nets, occur through Program 466. Observers collect data on effort (soak time, net length, etc.), location fished, gear characteristics, size, and the fate (harvest, discard, etc.) of captured species. The Observer Program was born out of the need to estimate incidental takes of protected species such as sea turtles and Atlantic sturgeon in estuarine set nets per the Endangered Species Act Section 10 Incidental Take Permits (NMFS 2013, 2014). As a result, observations of runaround or drift gill nets are rare.

The following analysis and information are presented to characterize the striped mullet small mesh gill net fishery in North Carolina relative to time, area, configuration, and species composition of the harvested and discarded catch:

Data from 1994 through 2021 or 2017 through 2021 for these three programs were used to characterize the North Carolina striped mullet small mesh gill net fisheries depending on the analysis conducted. Using trip ticket data, trips where striped mullet were the species of highest abundance in landings were considered targeted striped mullet trips. These trips were then defined as either small mesh or large mesh. Basing analysis on trips where striped mullet are the presumed target species allows for results that describe the gear parameters associated with the directed striped mullet fishery (see NCDMF 2008 for further description of methodology). Once targeted mullet trips were identified, the method of fishing (set net, runaround gill net, or drift gill net), mesh size, and net length were characterized based on available fish house sampling data from 1994 through 2021 or 2017 through 2021 for each of the target species depending on the analysis conducted.

## DRAFT

Regional analysis of the striped mullet small mesh gill net fishery was investigated by county of landing. The coastal counties were grouped into regions using distinct area boundaries or clear differences in fishing practices (Figure 1.2). All other counties within the state with landings were grouped into the “other” region.

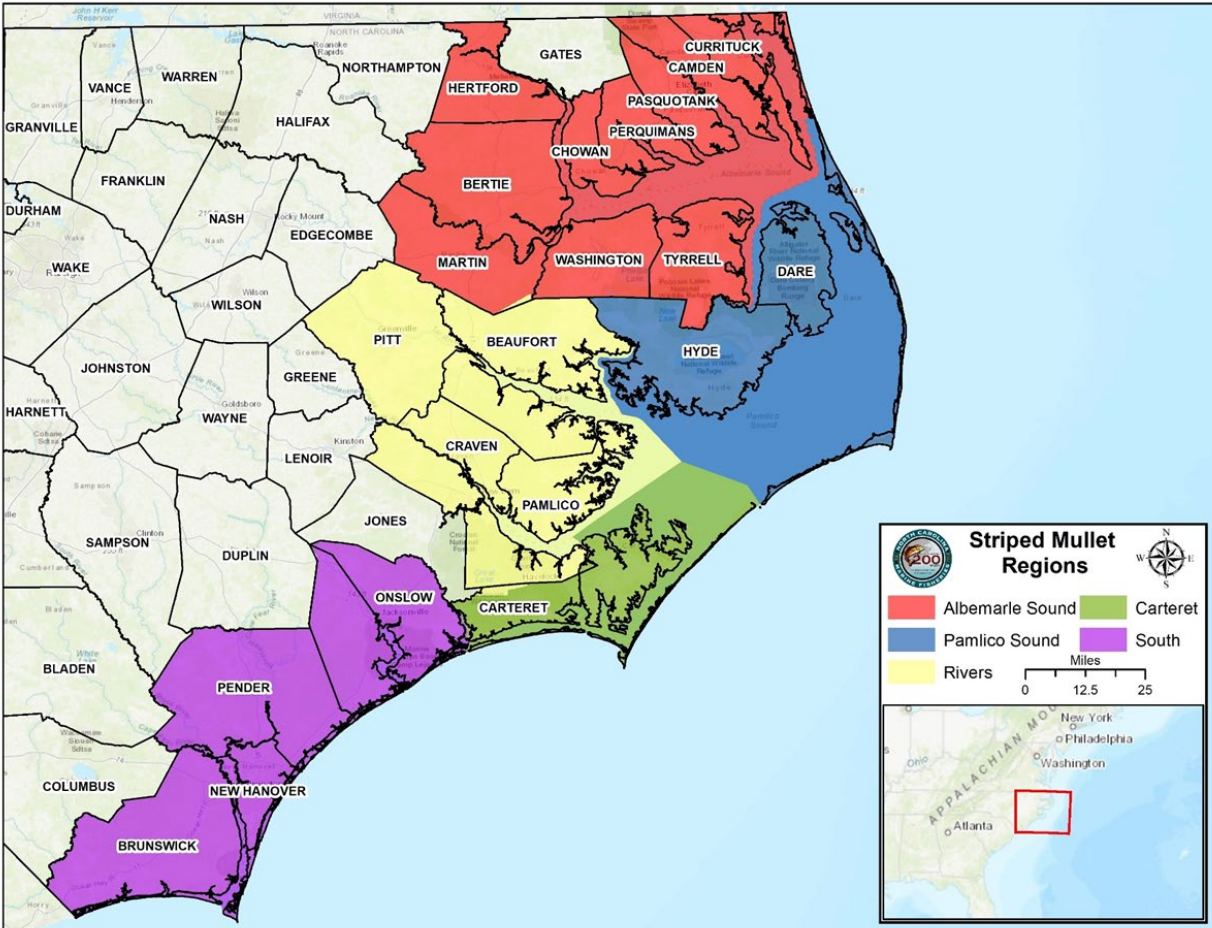


Figure 1.2. Map of defined regions used for regional characterization of the striped mullet small mesh gill net fishery.

## RESULTS

For information regarding characterization of small mesh gill nets across all fisheries in North Carolina please refer to the [Small Mesh Gill Net Rule Modifications Information Paper](#) presented to the MFC at its August 2021 business meeting.

### Striped Mullet Fishery General Characterization

Historically, beach seines and gill nets were the two primary gear types used in the striped mullet commercial fishery, with most commercial landings prior to 1978 coming from the beach seine fishery. Gill nets (runaround, set, and drift) replaced seines as the dominant commercial gear type in 1979 and since 2017 runaround gill nets have accounted for most (>70%) striped mullet commercial landings (Figure 1.3). Since the trip ticket program was initiated in 1994, the striped mullet fishery has shifted from a fairly even mix of set gill net and runaround gill net landings, to one strongly dominated by runaround gill net landings (Figure 1.4).

Because the commercial fishery primarily targets striped mullet for roe, the fishery is seasonal with the highest demand and landings occurring in October and November when large schools form during their spawning migration to the ocean and females are ripe with eggs (Figure 1.5). During this time, runaround gill nets are the primary gear used to harvest striped mullet. After the spawning migration striped mullet are no longer found in large aggregations, making runaround gill nets a less effective gear for harvest. Subsequently, from December through April set gill nets become a much more important gear used in the fishery (Figure 6). During this time, striped mullet may be harvested in set gill nets targeting the species, or as incidental catch in other targeted small mesh gill net fisheries such as white perch in the Albemarle Sound.

Mesh size is the most important gear parameter that affects the size of striped mullet caught in small mesh gill nets. As stretched mesh size increases, the average size of the striped mullet increases (Figure 7). Fishermen use stretched mesh sizes ranging from 2.75 ISM to 4.5 ISM to target striped mullet in North Carolina. This relationship between mesh size and size of striped mullet captured makes it feasible to use mesh size restrictions to protect or select for different sized striped mullet. Mesh size restrictions would be best used in conjunction with striped mullet size restrictions to ensure minimal discards. For more information on possible management applications of mesh size restrictions, see [Appendix 2. Sustainable Harvest Issue Paper](#).

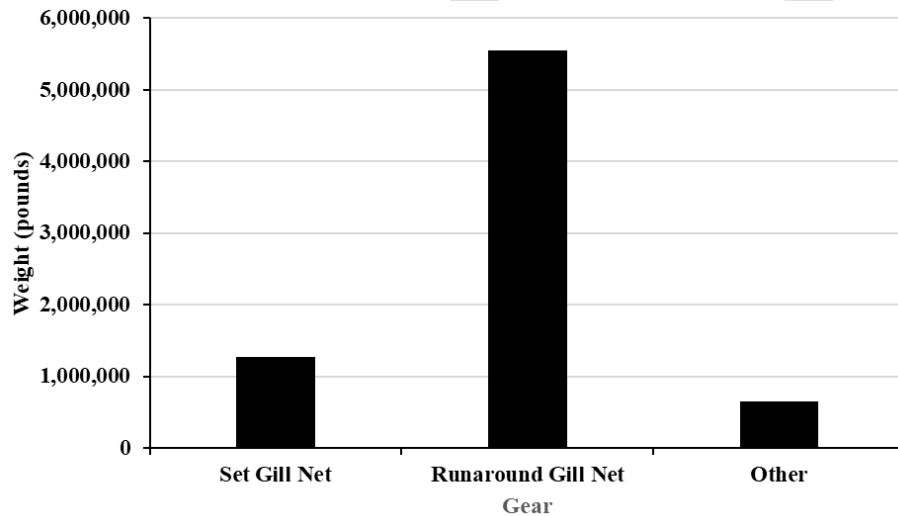


Figure 1.3. Percent of striped mullet commercial landings reported through the North Carolina Trip Ticket Program by gear, 2017–2021.

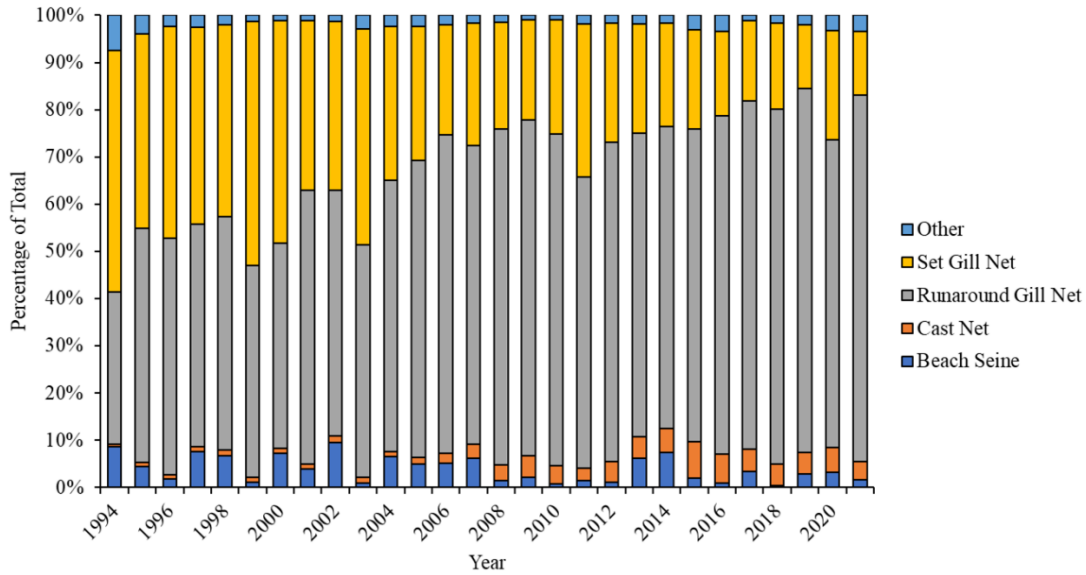


Figure 1.4. Percentage of striped mullet commercial landings by year and gear reported through the North Carolina Trip Ticket Program by gear, 1994–2021.

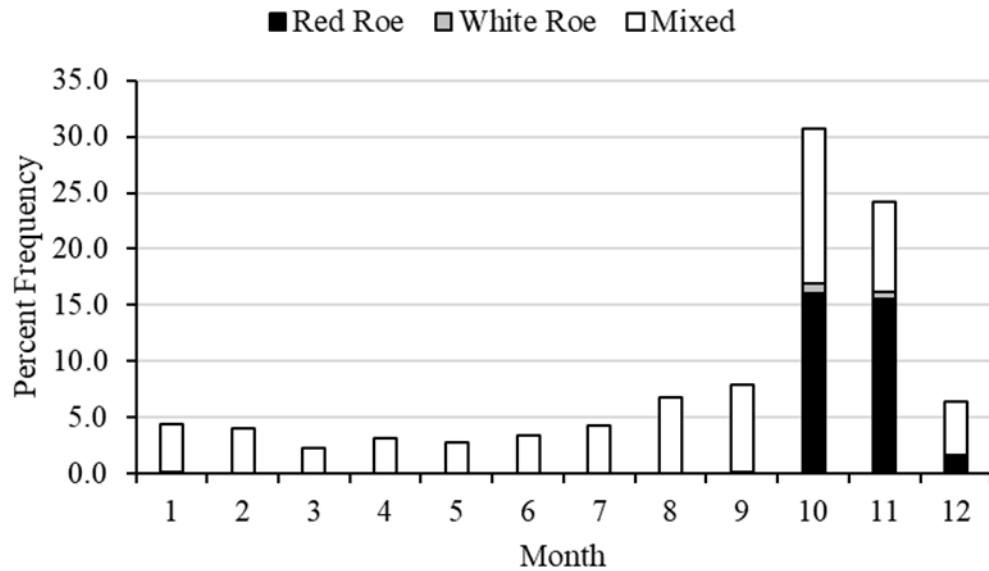


Figure 1.5. Percent frequency of striped mullet commercial landings by market grade and month, 2017-2021. Red Roe includes striped mullet graded as Red Roe and Roe. White Roe includes striped mullet graded as White Roe. Mixed includes striped mullet graded as Jumbo, Large, Medium, Mixed, Small, and X-Small.

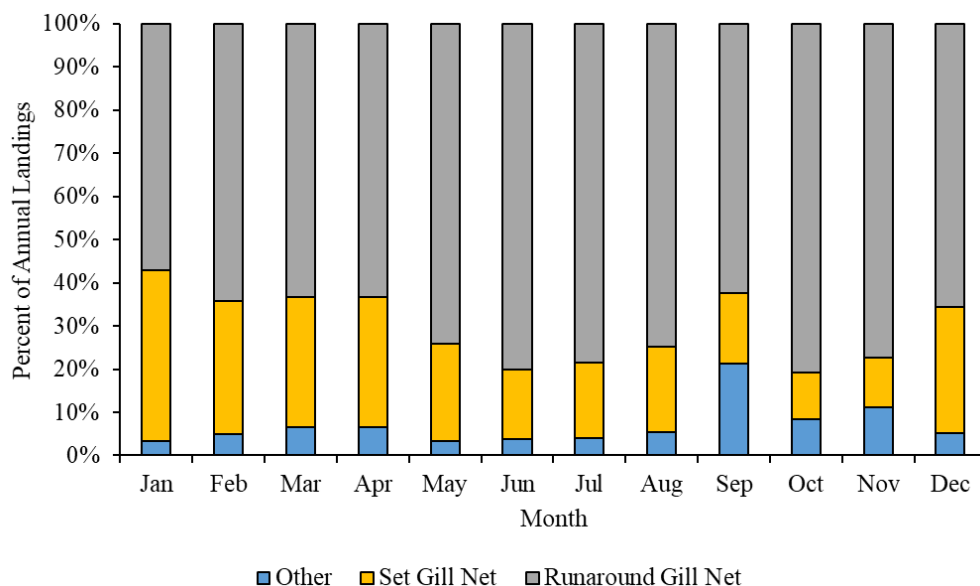


Figure 1.6. Percentage of striped mullet commercial landings by month and gear reported through the North Carolina Trip Ticket Program by gear, 2017–2021.

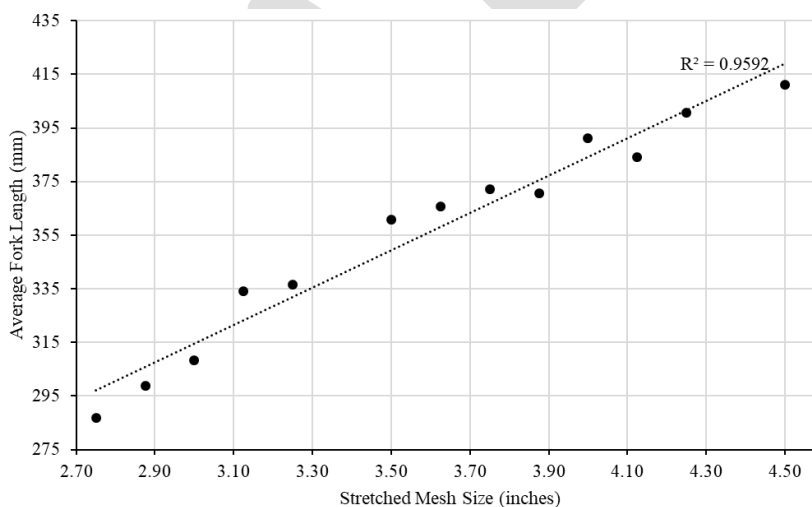


Figure 1.7. Relationship of stretched mesh size versus average fork length of striped mullet captured using data from the commercial fish house sampling program (1991-2021). A trendline and R squared value are provided for reference.

### Regional Characterization

In the mid-1990s, the striped mullet small mesh gill net fishery was split between the Pamlico Sound, Carteret, and South regions (Figure 1.8). Since then, the fishery has experienced an expansion and retraction in the Rivers region, a contraction in the South region, and a small expansion in the Albemarle Sound region. These shifts in regional contribution have led to a fishery that is currently dominated by the Pamlico Sound and Carteret regions. These two regions have made up over 70% of the total striped mullet small mesh gill net fishery since 2017. The expansion of the fishery in the Albemarle region has been largely driven by the development of a small mesh set gill net fishery for white perch where striped mullet are primarily captured



incidentally. Set gill nets make up over 80% of striped mullet landings in this region (Figure 9). Runaround gill nets strongly dominate the fishery in the rest of the state.

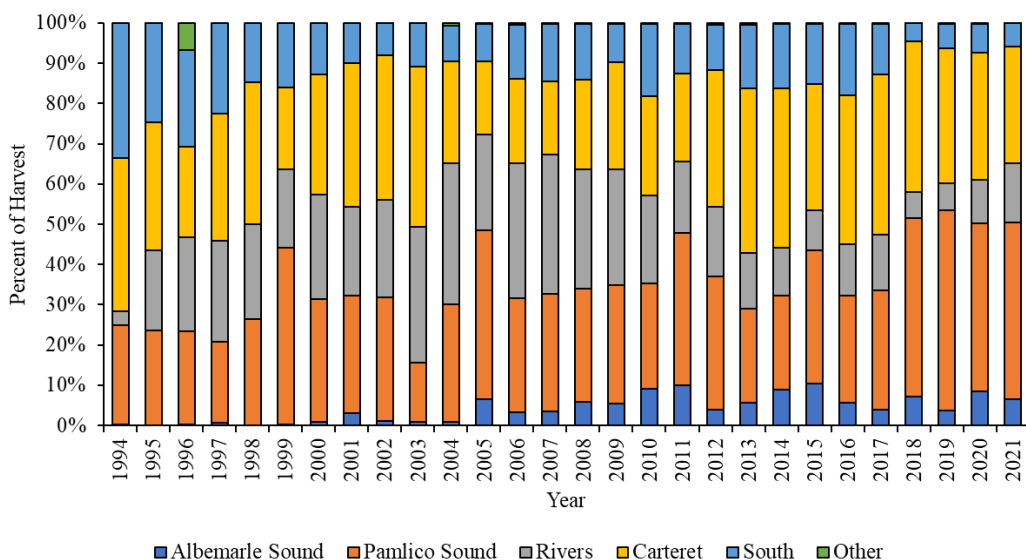


Figure 1.8. Percentage of striped mullet commercial landings by region and year reported through the North Carolina Trip Ticket Program, 1994–2021.

### Set gill nets

Striped mullet are the third most important species targeted in the North Carolina small mesh set gill net fishery behind bluefish and spotted seatrout (Figure 1.9). They make up the largest proportion of monthly set gill net trips in November and December.

Set small mesh gill nets are the second most common gear used to capture striped mullet (Figures 1.3 - 1.4) in North Carolina and are the dominant gear in the Albemarle Sound region (Figure 1.10). Striped mullet are primarily landed incidentally in the set gill net fishery. They are typically not targeted with set gill nets as they move around in schools that are more easily targeted with runaround gill nets. Since 1994 use of set gill nets to target striped mullet has declined as both trips made and participants in the fishery have waned (Figure 1.11). This decline in participants and trips matches well with the decreased landings and increase in runaround gill net dominance in the striped mullet fishery over the same time period.

Set gill nets tend to be a low volume fishery for striped mullet. The average trip lands just over 76 pounds of striped mullet (Figure 1.12). Nearly 60% of set gill net trips that target striped mullet land less than 100 pounds. However, the 42% of trips that land more than 100 pounds account for over 80% of the total set gill net landings (Figure 1.13). The modal mesh size used to catch striped mullet in the set gill net fishery was 3.5 ISM (Table 1.2). Average total net length was 567 yards, with a maximum of 3,000 yards. Over 45% of all set gill net trips fished more than 500 yards (Figure 1.14). For reference, small mesh gill nets are currently restricted to a maximum of 800 yards. Yardage restriction could be an effective way to reduce harvest in this fishery. Yardage restrictions would be best used in conjunction with trip limits to ensure minimal discards. For more information on possible management applications of set gill net yardage restrictions, see [Appendix 2](#).

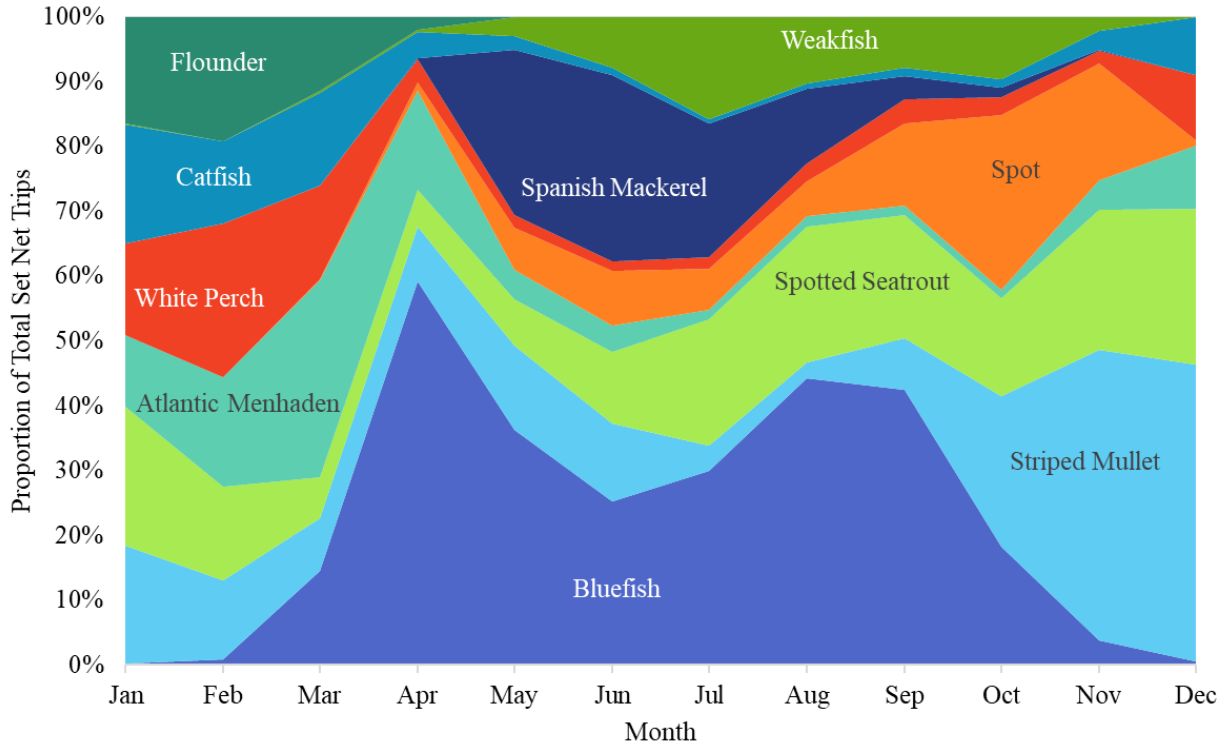


Figure 1.9. Percentage of total set gill net trips for each of the 10 primary target species across months in N.C. waters during 2017-2021.

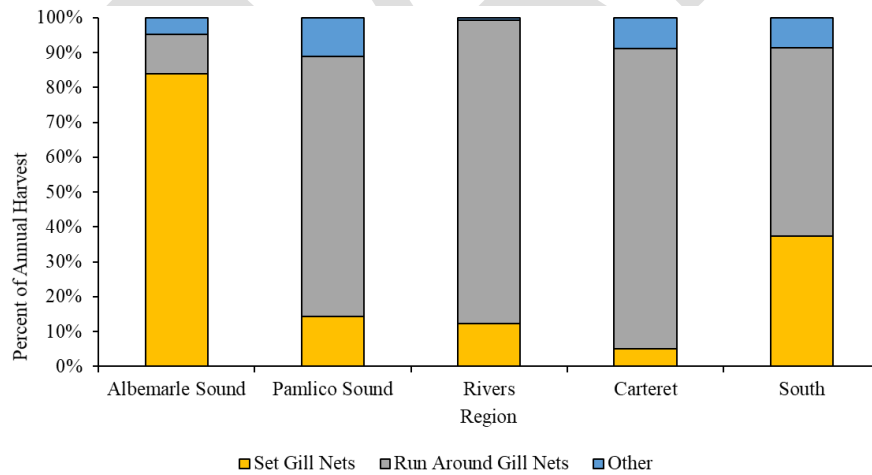


Figure 1.10. Percentage of annual striped mullet commercial landings by gear and area reported through the North Carolina Trip Ticket Program by gear, 2017-2021.

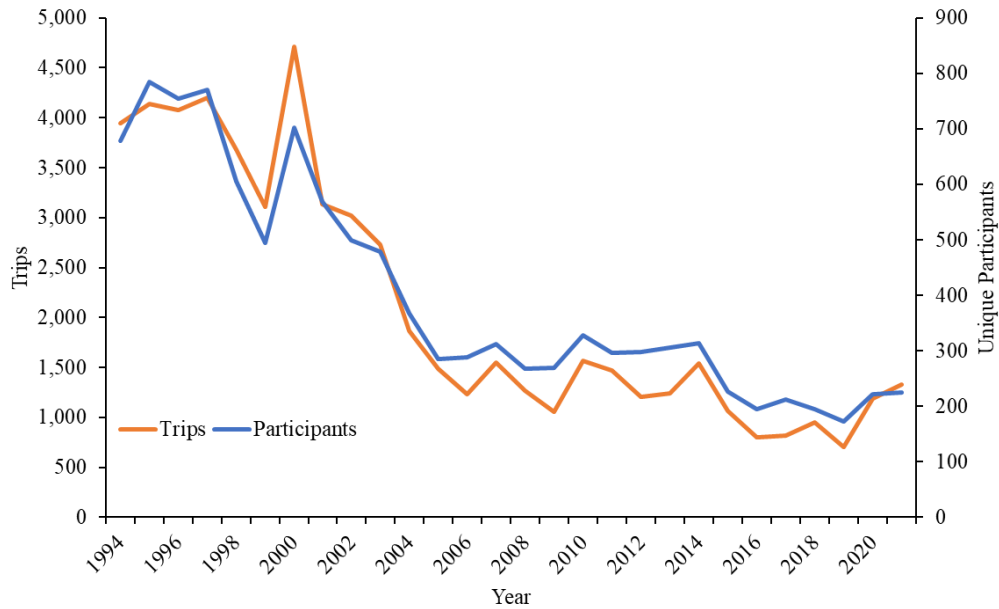


Figure 1.11. Targeted trips and participants in the set small mesh gill net striped mullet fishery by year reported through the North Carolina Trip Ticket Program by gear, 1994–2021.

Table 1.2. Small mesh (<5 inch ISM) set net trips in North Carolina using data from the N.C. Trip Ticket Program with associated gear characteristics from fish house, 2017–2021.

Species	Trips	Avg/Yr	Modal Mesh	Avg Yds	Max Yds
Striped mullet	14,282	2,856	3.5	567	3,000

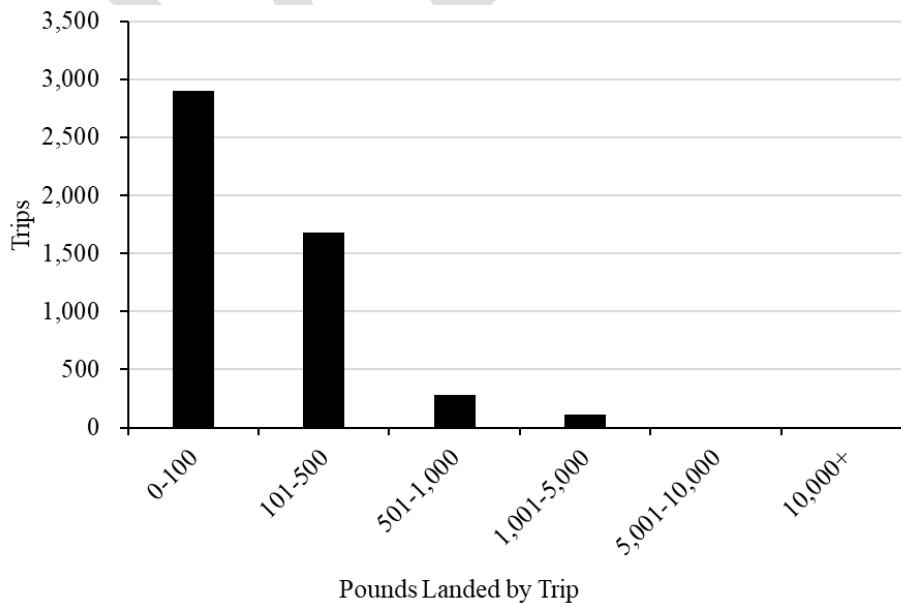


Figure 1.12. Number of targeted Trips grouped by pounds landed per trip in the set small mesh gill net striped mullet fishery reported through the North Carolina Trip Ticket Program by gear, 2017–2021.

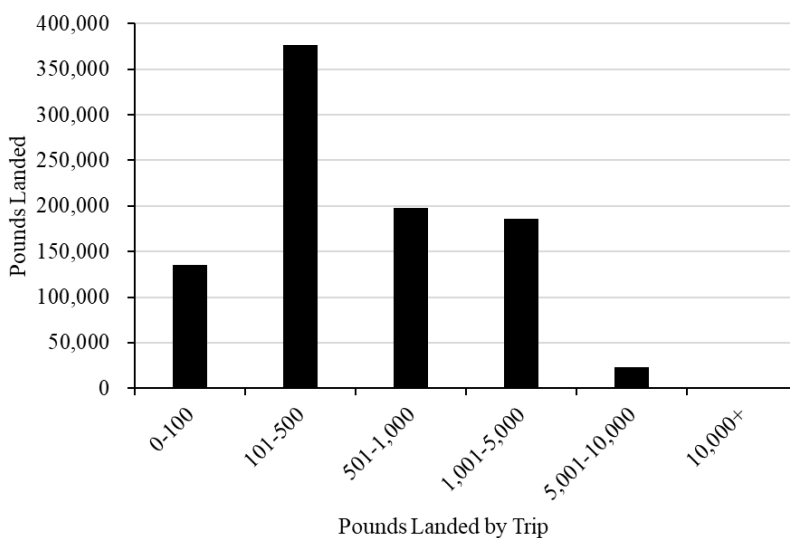


Figure 1.13. Total pounds landed grouped by pounds landed per targeted trip in the set small mesh gill net striped mullet fishery reported through the North Carolina Trip Ticket Program by gear, 2017–2021.

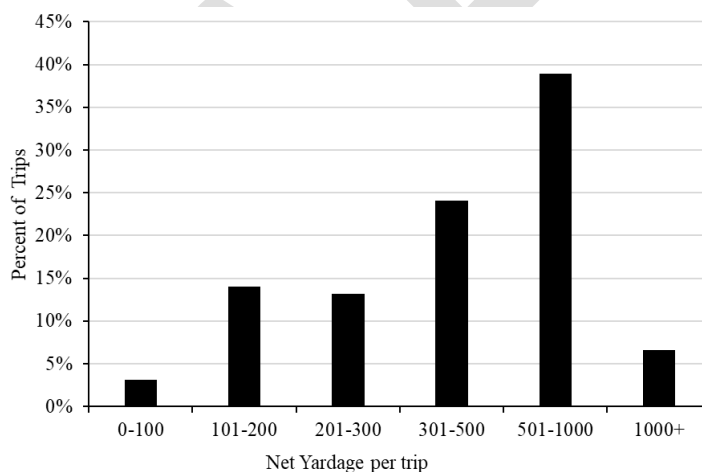


Figure 1.14. Percent of total trips grouped by yards fished per trip in the set small mesh gill net striped mullet fishery using data from the commercial fish house sampling program 2017–2021.

When targeting striped mullet with small mesh set gill nets, it is common to catch other species incidentally. The most common species landed incidentally when targeting striped mullet in set gill nets are spotted seatrout, red drum, catfish, bluefish, white perch, and gizzard shad (Figure 1.15). Conversely, striped mullet are most commonly caught incidentally when set gill net fishermen are targeting spotted seatrout, bluefish, and white perch (NC trip ticket data). This overlap between the striped mullet and spotted seatrout, bluefish, and white perch set gill net fisheries could have management implications for all these fisheries if gear restrictions are put in place to restrict striped mullet harvest.

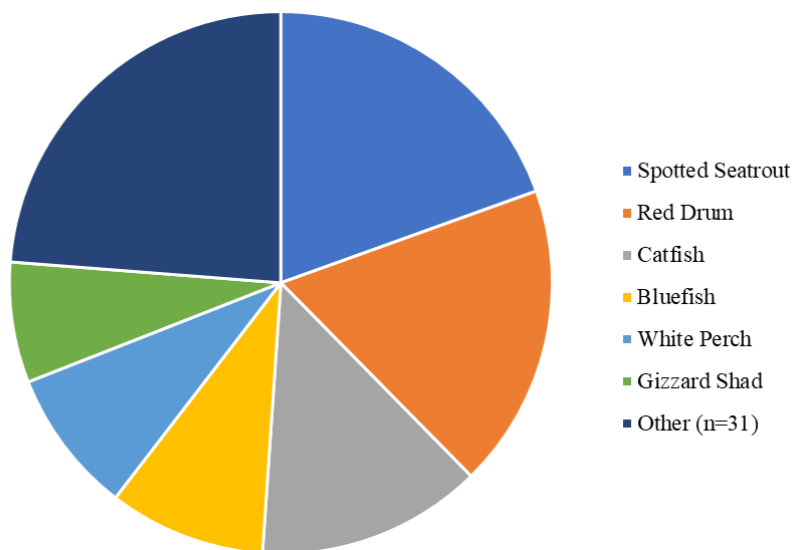


Figure 1.15. Proportion of incidental catch landed by species in the set small mesh gill net striped mullet fishery reported through the North Carolina Trip Ticket Program, 2017–2021.

Striped mullet discards in the set gill net fishery are difficult to characterize due to limited data but appear to be minimal based on observations from the commercial observer program. Of the over 9,500 striped mullet observed in set small mesh nets (2003-2021), only 49 fish were discarded. A discard rate of only 0.5%. The low rate of striped mullet discards in the set small mesh fishery is likely due to there being no restrictions on their commercial harvest. Increased restrictions on striped mullet harvest could increase discards in this fishery. For more information on striped mullet bycatch in the set gill net fishery, please refer to the Striped Mullet Bycatch section of the Base Plan.

Discards of other species from striped mullet targeted small mesh set gill net trips could not be characterized due to limited data. Of the over 1,500 observed small mesh set net trips observed from the commercial observer program (2003-2021), only 35 striped mullet targeted trips have been observed. In those trips, eight managed species were discarded, including sheepshead, Atlantic menhaden, blue crab, horseshoe crab, croaker, bluefish, striped mullet, and red drum.

### Runaround Gill Nets

Striped mullet are the most important species targeted in the North Carolina runaround gill net fishery (Figure 1.16). Striped mullet make up the largest proportion of monthly runaround gill net trips from April to November and are second to spotted sea trout the rest of the year.

Runaround gill nets are the predominant gear used to catch striped mullet in North Carolina (Figures 1.3 - 1.4) and the dominant gear in every region except the Albemarle Sound (Figure 1.9). The runaround gill net fishery is much more targeted than the set net fishery and is the main gear used to catch striped mullet when they form their spawning aggregations in October and November. During this time, catches from runaround gill nets can be very high as fishermen target striped mullet for their valuable roe. Over 50% of the average yearly landings of striped mullet come from this two-month period. Since 1994 effort and participation in this fishery have remained relatively consistent until 2021 when a significant spike in both trips and participants was observed (Figure 1.17). This sudden increase could be due to fishermen shifting to the fishery from other more restricted fisheries.

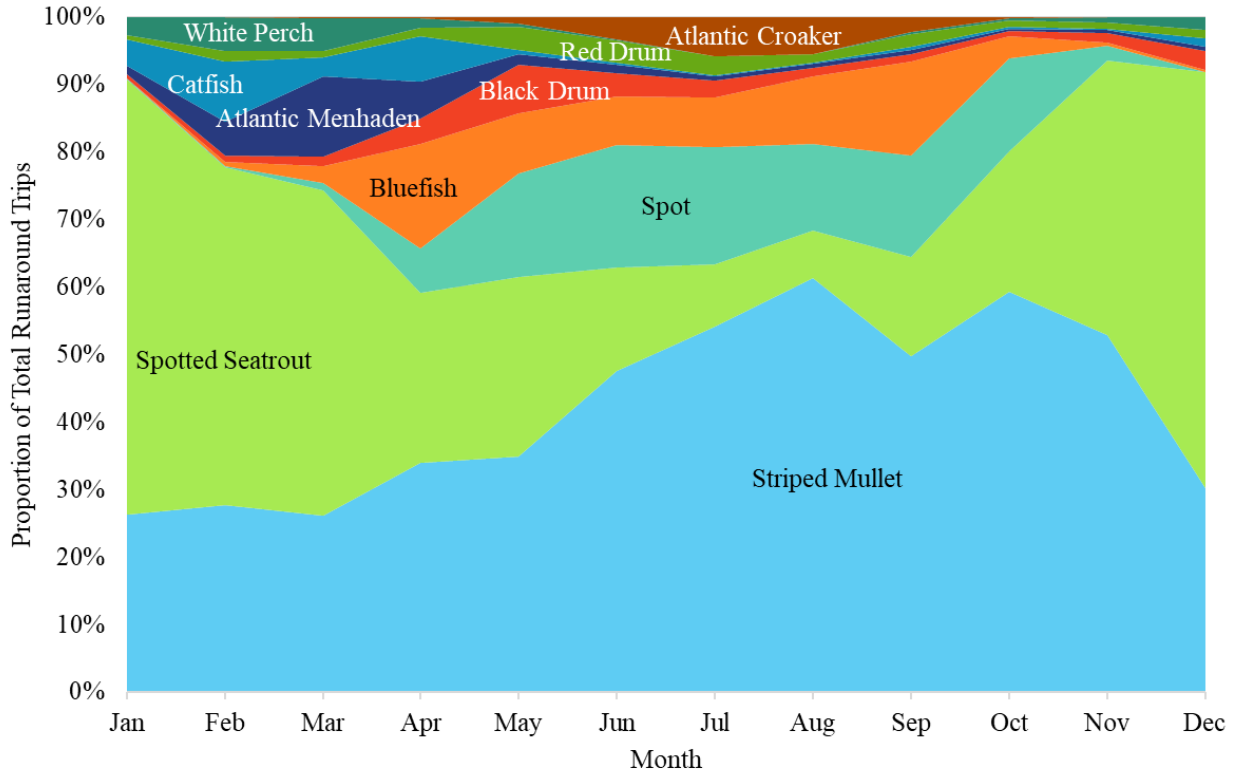


Figure 1.16. Percentage of total runaround gill net trips for each of the 10 primary target species across months in N.C. waters during 2017-2021.

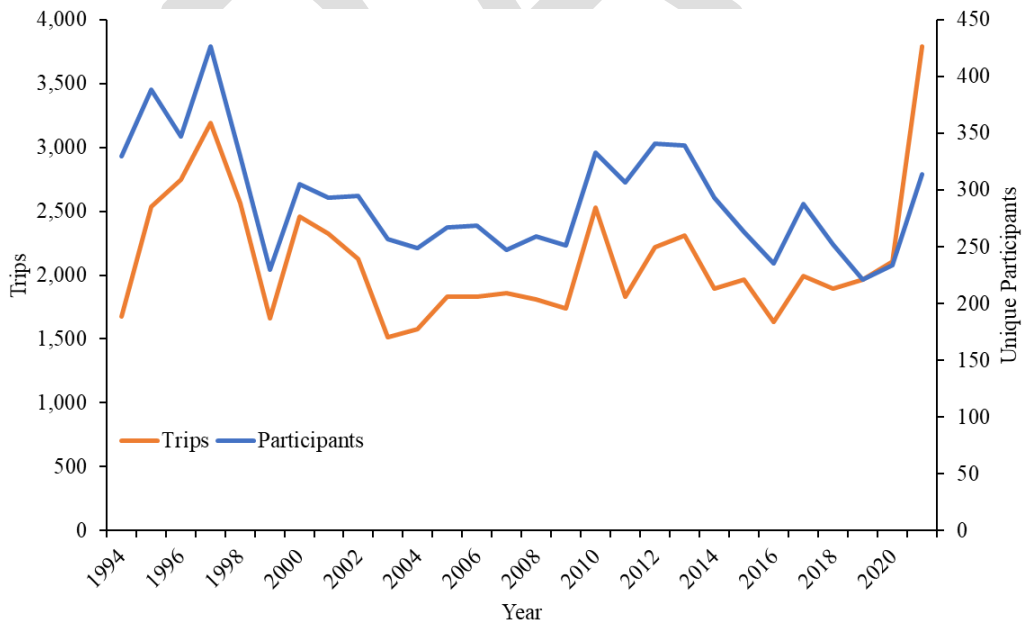


Figure 1.17. Targeted trips and participants in the runaround gill net striped mullet fishery by year reported through the North Carolina Trip Ticket Program by gear, 1994-2021.

Runaround gill nets are a higher volume fishery than set nets, with the average trip landing over 450 pounds (Figure 1.18). This is likely due to runaround gill nets being a more targeted gear for striped mullet. Most trips that target striped mullet land less than 500 pounds of mullet. However, the 12% of trips that catch over 1,000 pounds account for over 50% of total landings from runaround gill nets (Figure 1.19).

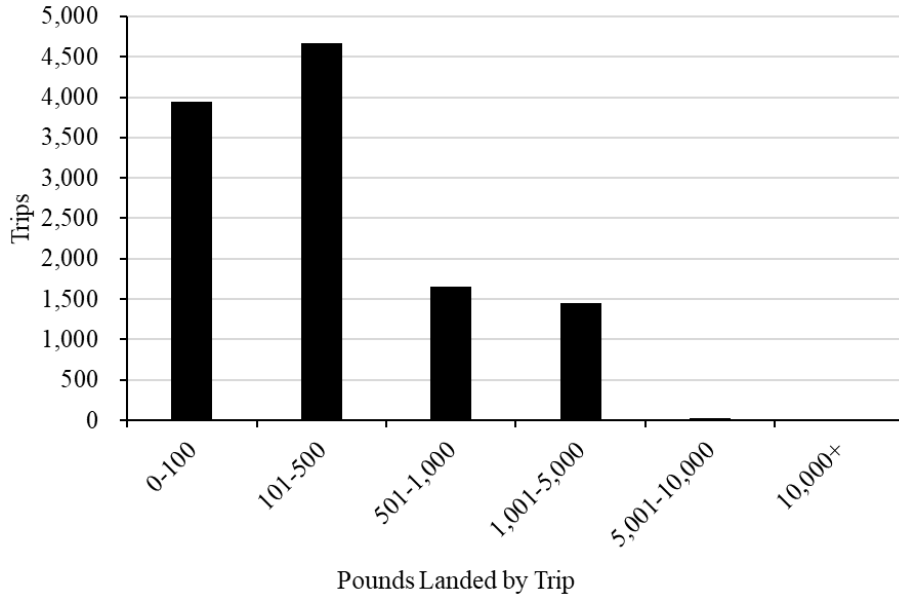


Figure 1.18. Number of targeted trips grouped by pounds landed per trip in the runaround gill net striped mullet fishery reported through the North Carolina Trip Ticket Program by gear, 2017–2021.

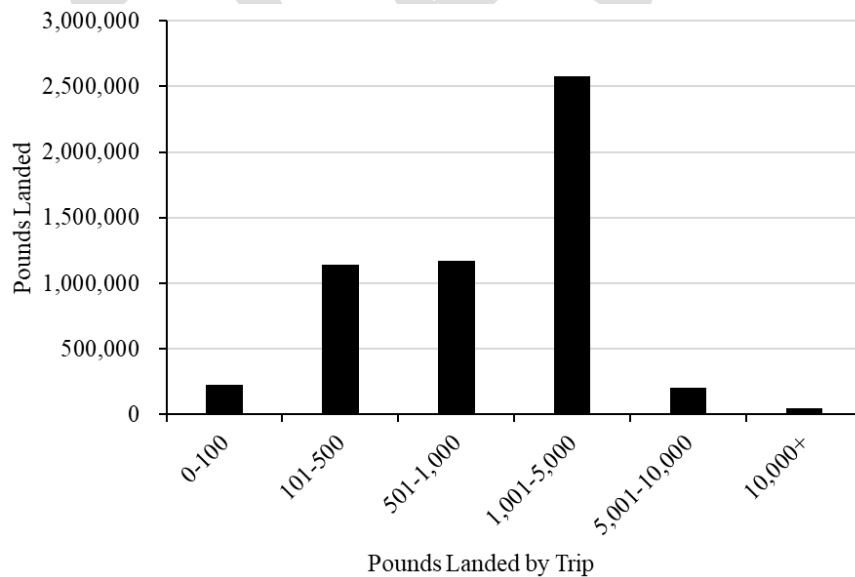


Figure 1.19. Total pounds landed grouped by pounds landed per targeted trip in the runaround gill net striped mullet fishery reported through the North Carolina Trip Ticket Program by gear, 2017–2021.

Runaround gill nets have a higher modal mesh size (3.75 ISM) than set small mesh gill nets (3.5 ISM; Table 1.3). This is likely due to most runaround gill net trips occurring in October and

**DRAFT**

November during the roe season when fishermen are targeting larger females. The average net length is 366 yards with a maximum of 1,000 yards, with nearly half of all trips setting less than 300 yards of net (Figure 1.20). Runaround gill nets tend to be much shorter than set gill nets because runaround gill nets are actively fished to encircle schools of striped mullet. This allows for much less yardage needed to catch the fish than the passively fished set gill nets. Since the gill nets are already significantly shorter, and nets can be fished several times consecutively, maximum yardage restrictions may not be effective in managing harvest in this fishery. For more information on possible management applications of runaround gill net yardage restrictions, see [Appendix 2](#).

Table 1.3. Small mesh (<5 inch ISM) runaround gill net trips in North Carolina using data from the N.C. Trip Ticket Program with associated gear characteristics from fish house, 2017-2021.

Species	Trips	Avg/Yr	Modal Mesh	Avg Yds	Max Yds
Striped mullet	20,763	4,153	3.75	366	1,000

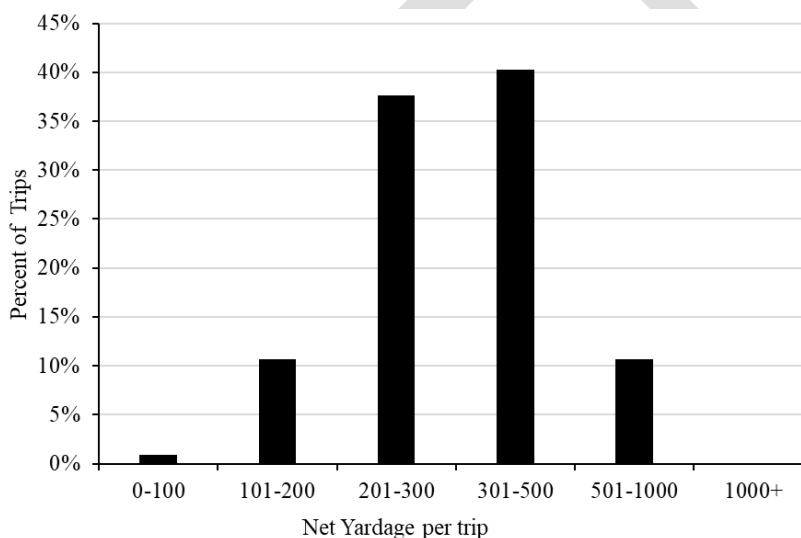


Figure 1.20. Percent of total trips grouped by yards fished per trip in the set small mesh gill net striped mullet fishery using data from the commercial fish house sampling program 2017–2021.

When targeting striped mullet with runaround gill nets, it is common to catch other species incidentally. The most common species landed incidentally when targeting striped mullet in set gill nets are spotted seatrout, red drum, bluefish, spot, black drum, and blue crab (Figure 1.21). Conversely, striped mullet are most commonly caught incidentally when runaround gill net fishermen are targeting spotted seatrout, bluefish, and spot (NC trip ticket data). This overlap between the striped mullet and spotted seatrout, bluefish, and spot runaround gill net fisheries could have management implications for all these fisheries if gear restrictions are put in place to restrict striped mullet harvest.

No data is available to characterize discards in this fishery because the commercial observer program does not observe runaround gill net trips.



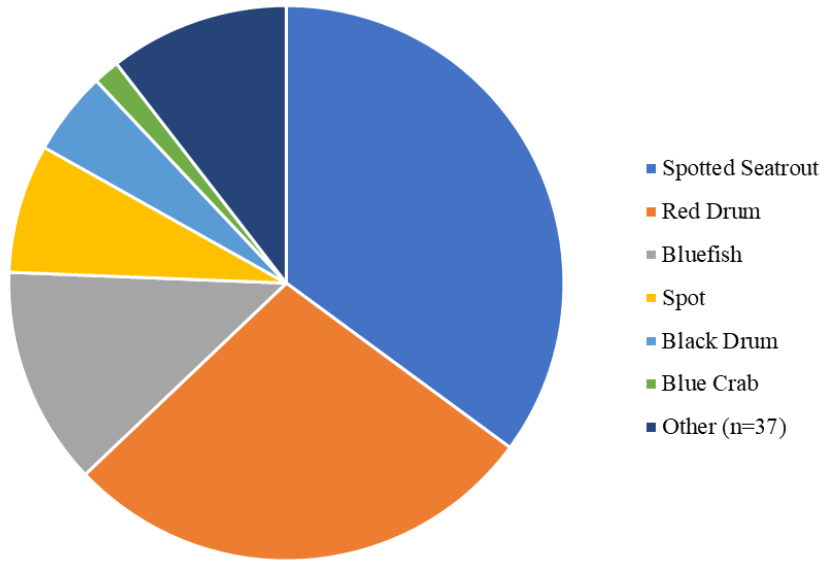


Figure 1.21. Proportion of incidental catch landed by species in the runaround net striped mullet fishery reported through the North Carolina Trip Ticket Program, 2017–2021.

DRAFT

## DRAFT

### Appendix 2: Achieving Sustainable Harvest in the North Carolina Striped Mullet Fishery

#### Issue

Implement management measures to achieve sustainable harvest in the North Carolina striped mullet fishery.

#### Origination

DMF

#### Background

The North Carolina striped mullet stock is overfished with overfishing occurring in 2019, the terminal year of the [stock assessment](#) (NCDMF 2022a). The observed data and model predictions suggest a decreased presence of larger, older striped mullet in the population. The model estimated declining trends in age-0 recruitment and female SSB over the last several decades. Model results also indicate consistent overestimation of biomass and the greatest risk for overfishing.

The stock assessment model estimated a value of 0.37 for the  $F_{25\%}$  threshold and a value of 0.26 for the  $F_{35\%}$  target. In 2019  $F$  was 0.42, greater than the  $F_{25\%}$  threshold, indicating overfishing is occurring (Figure 5). The model estimated a value of 1,364,895 pounds for the  $SSB_{25\%}$  threshold and a value of 2,238,075 pounds for the  $SSB_{35\%}$  target. Female SSB in 2019 was estimated at 579,915 pounds, lower than the  $SSB_{25\%}$  threshold, indicating the stock is overfished (Figure 6).

North Carolina General Statute 113-182.1 states that fishery management plans shall: 1) specify a time period not to exceed two years from the date of adoption of the plan to end overfishing, 2) specify a time period not to exceed 10 years from the date of adoption of the plan for achieving sustainable harvest, and 3) must also include a standard of at least 50% probability of achieving sustainable harvest for the fishery. Sustainable harvest is defined in North Carolina General Statute 113-129 as “the amount of fish that can be taken from a fishery on a continuing basis without reducing the stock biomass of the fishery or causing the fishery to become overfished”.

Stock recovery is highly dependent on age-0 recruitment. The 2022 stock assessment indicates recruitment has not only declined but has been below average since 2009 (Figure 2.1). Stock projections based on the stock assessment indicate a conservative, 21.3-35.4% reduction in total removals is needed to rebuild spawning stock biomass to a sustainable level. If low recruitment continues, female SSB is never projected to reach the SSB target at a 21.3-35.4% harvest reduction. A 21.3-35.4% reduction in total removals is projected to, at a minimum, rebuild SSB to the threshold even if low recruitment continues (Figures 2.2-2.3). Assuming average recruitment, a 21.3% reduction in total removals rebuilds SSB to the target in eight years with a 78% probability of success and a 35.4% reduction in total removals rebuilds SSB to the target in four years with a 100% probability of success (Table 2.1). Either reduction scenario meets the statutory requirement to achieve sustainable harvest with at least a 50% probability of success. A 9.9% reduction in total removals reduces  $F$  to the  $F$  threshold and a 33% reduction reaches the  $F$  target.

In response to stock assessment results the MFC adopted [Supplement A to Amendment 1 to the Striped Mullet FMP](#) in May 2023 to end overfishing (NCDMF 2023). Supplement A established season closures for the striped mullet commercial and recreational fisheries with the goal of achieving a 21.7% reduction in harvest relative to 2019 commercial landings, ending overfishing and beginning to rebuild the stock (see Season Closure section of this issue paper for additional

information). Supplement A management will remain in place until adoption of Amendment 2 to the Striped Mullet FMP.

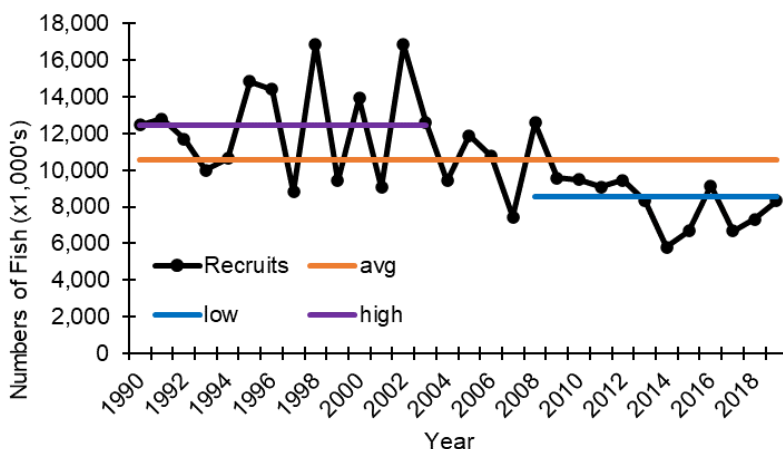


Figure 2.1. Estimates of striped mullet recruitment from the 2022 striped mullet stock assessment (NCDMF 2022). Average recruitment is the average number of recruits from 1990 to 2019, high recruitment is the average number of recruits from 1990 to 2003, and low recruitment is the average number of recruits from 2008 to 2019.

Table 2.1. Number of years to reach the  $SSB_{Target}$  and  $SSB_{Threshold}$  with probability of success in parentheses at 21.3% and 35.4% reduction in total removals assuming low and average recruitment. Removals assumed are in comparison to removals in 2019. Both reduction scenarios end overfishing.

Reduction	Recruitment Assumption	number Years from 2024		Removals Assumed (lb)
		Reach Target	Reach Threshold	
21.3%	Low	Never (0%)	7 (68%)	1,072,538
	Average	8 (78%)	2 (100%)	1,072,538
35.4%	Low	Never (0%)	3 (99%)	880,418
	Average	4 (100%)	2 (100%)	880,418

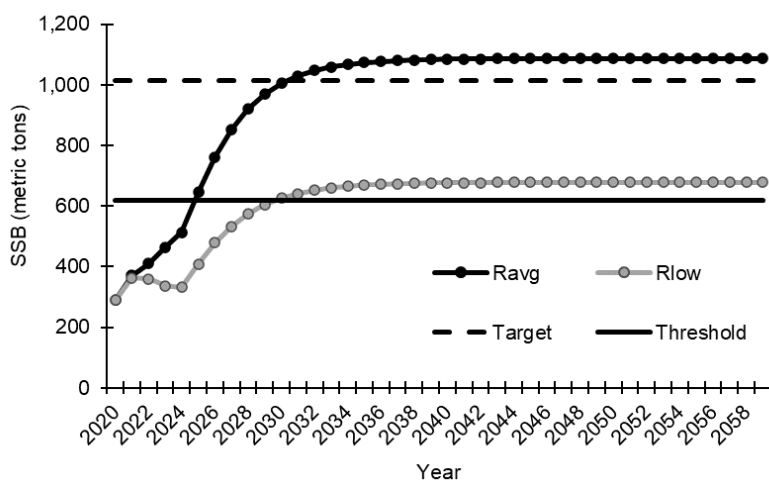


Figure 2.2. Projected striped mullet spawning stock biomass at various recruitment levels (average and low) compared to the  $SSB_{Target}$  (dashed line) and  $SSB_{Threshold}$  (solid line) assuming a 21.3% reduction in total removals.

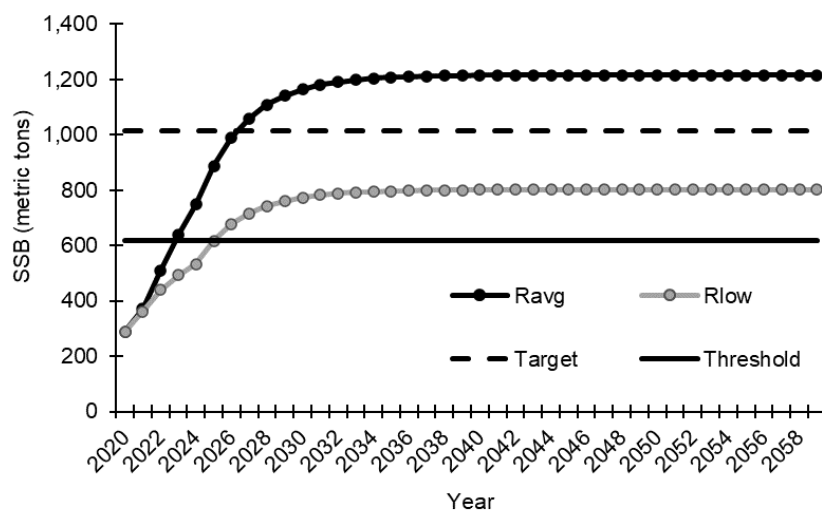


Figure 2.3. Projected striped mullet spawning stock biomass at various recruitment levels (average and low) compared to the  $SSB_{Target}$  (dashed line) and  $SSB_{Threshold}$  (solid line) assuming a 35.4% reduction in total removals.

Several management tools are available to achieve sustainable harvest in the striped mullet fishery. This discussion includes specific quantifiable management measures projected to meet the required harvest reductions to rebuild the striped mullet stock and fulfill the statutory requirements. Several management tools, including combinations of management measures, were explored including size limits, seasonal closures, day of week closures, trip/creel limits, gear restrictions, and seasonal catch limits. To establish context for small mesh gill net management options to support sustainable harvest options, [Appendix 1: Small Mesh Gill Net Characterization in the North Carolina Striped Mullet Fishery](#) provides a comprehensive review of the small mesh gill net fishery for striped mullet.

Discussion of sustainable harvest primarily focuses on reductions in the commercial fishery, where most striped mullet harvest occurs. Because of recreational harvest data limitations, harvest reductions from any specific management measure cannot be calculated. In 2019, recreational striped mullet harvest accounted for 1.7% of total harvest and accounted for 4.2% of total harvest from 1994-2019. While recreational harvest is not expected to have significant impacts on stock status (NCDMF 2022), management measures discussed in this issue paper could apply to the recreational sector. Additional information about the recreational fishery for striped mullet and potential recreational specific management measures can be found in the [2022 stock assessment](#) (NCDMF 2022) and [Appendix 3: Characterization and Management of the North Carolina Recreational Striped Mullet Fishery](#).

Because recreational harvest reductions cannot be quantified due to data limitations, sustainable harvest reduction calculations are based solely on commercial striped mullet landings (Table 2.2). All management options represent the percent reduction to commercial harvest relative to commercial landings in 2019 (terminal year of the stock assessment). While a 9.3% reduction does end overfishing, it does not rebuild SSB to the threshold and cannot be considered for long-term management of the stock.

## DRAFT

Table 2.2. Harvest reduction, and commercial only harvest reduction necessary to end overfishing and rebuild the stock. Target landings are 2019 commercial landings reduced by the given percentage.  
\*Does not meet statutory requirement to rebuild stock.

Commercial Harvest Reduction (%)	Target Landings (pounds)
9.9*	1,227,358*
21.3	1,072,065
35.4	879,992

### Authority

N.C. General Statute  
G.S. 113-134 RULES  
G.S. 113-182 REGULATION OF FISHING AND FISHERIES  
G.S. 113-182.1 FISHERY MANAGEMENT PLANS  
G.S. 113-221.1. PROCLAMATIONS; EMERGENCY REVIEW  
G.S. 143B-289.52 MARINE FISHERIES COMMISSION-POWERS AND DUTIES

N.C. Rule  
15A NCAC 03M .0502 MULLET  
15A NCAC 03H .0103 PROCLAMATIONS, GENERAL

### Discussion

The discussion below includes specific management measures that were both quantifiable and projected to meet the striped mullet harvest reduction. Reductions are based on the terminal year of the stock assessment (2019) and achieve sustainable harvest within 10 years with at least a 50% probability of success. Several management tools explored include: size limits, season closures, trip limits, day of week closures, combinations of measures, stop net management, seasonal catch limits, area closures, limited entry, and adaptive management.

#### Size Limits

Throughout this section, unless otherwise stated, all lengths are fork length (FL), which is a measurement of the fish from tip of snout to the fork in the tail.

Size limits are a common management tool to focus harvest on specific size and age classes of a fish stock. Management objectives and species life histories help managers determine what size limits should be implemented. By setting a minimum size limit based on length at maturity, managers can ensure a portion of the females in the stock have a chance to spawn at least once before harvest. In North Carolina, the length at 50% maturity (L50) for female striped mullet is 319 mm (12.6 inches; NCDMF 2021), and the length where 100% of the females are mature is 367 mm (14.4 inches; Bichy 2004). Striped mullet at 367 mm are as young as age-1 but more commonly are age-2. Other states with striped mullet fisheries, including Florida and Texas, use some form of a size limit to restrict harvest. Florida has an 11-inch minimum size in their commercial fishery with an allowance for 10% of the total weight possessed to be undersized. Texas has a 12-inch maximum size limit in both their recreational and commercial striped mullet fisheries during October, November, December, and January. A maximum size limit during the fall and early winter prevents harvest of the largest spawning fish.

Increasingly, minimum size limits are being re-evaluated as a conservation measure for fish stocks (Ahrens et al. 2019; Coggins et al. 2007; Garcia et al. 2012; Gwinn et al. 2013). While

**DRAFT**

minimum size limits are considered a good strategy for meeting some management objectives, sustainability may not be met through minimum size limits alone because minimum size limits often create additional discards and larger, older fish typically contribute disproportionately more to spawning success. For striped mullet, fish in the 300-350 mm size range (11.8-13.8 inches) are estimated to produce 551,105 to 984,000 eggs per individual whereas fish greater than 400 mm (15.7 inches) can produce upward of 2 million eggs (Table 2.3; Leard et al. 1995).

In North Carolina all sizes of striped mullet are targeted commercially and recreationally. Recreational and commercial fisheries use cast nets to target small striped mullet, or “finger mullet”, for use as live bait. “Finger mullet” typically range from 70-140 mm (2.8-5.5 inches; NCDMF 2006, 2022a). Commercial fisheries harvest larger striped mullet ranging from 229-508 mm FL (9-20 inches; Figure 2.4). These fish are typically harvested for use as food, cut bait, or for roe. All sizes of striped mullet are targeted by commercial fisheries throughout the year to meet market demand for food and bait, but the size of striped mullet harvested begins to increase in September, with the largest striped mullet consistently captured in October and November as larger fish become available to the fishery and demand for roe increases (Tables 2.4-2.5; Figure 2.5). During October and November, the largest striped mullet are targeted by the roe fishery because larger fish have a higher roe content than smaller fish and a narrower size range of fish are harvested.

Table 2.3. Striped mullet fecundity estimates by size from Leard et al. (1995).

Fork Length (mm)	Fork Length (inches)	Average Fecundity (number of eggs)	
		Mahmoudi (1990)	J. Render (personal communication)
300-350	11.8-13.8	984,000	551,104
350-400	13.8-15.7	1,493,000	913,456
400-450	15.7-17.7	2,152,000	1,077,163
450-500	17.7-19.7	2,979,000	2,960,897 <sup>1</sup>
500-550	19.7-21.7	3,992,000	2,269,251

<sup>1</sup>Figure may be overestimated because average was obtained from only two samples, 491 and 495 mm FL.

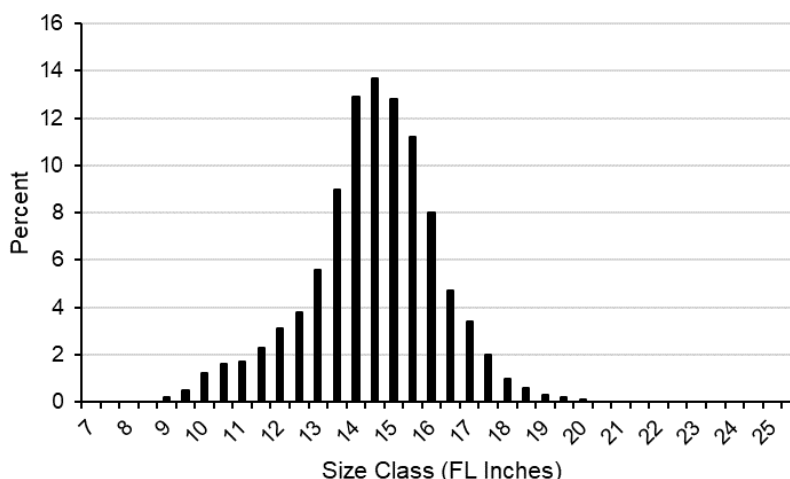


Figure 2.4. Length-frequency of striped mullet harvested in North Carolina commercial fisheries based on commercial fish house sampling, 2017-2021.

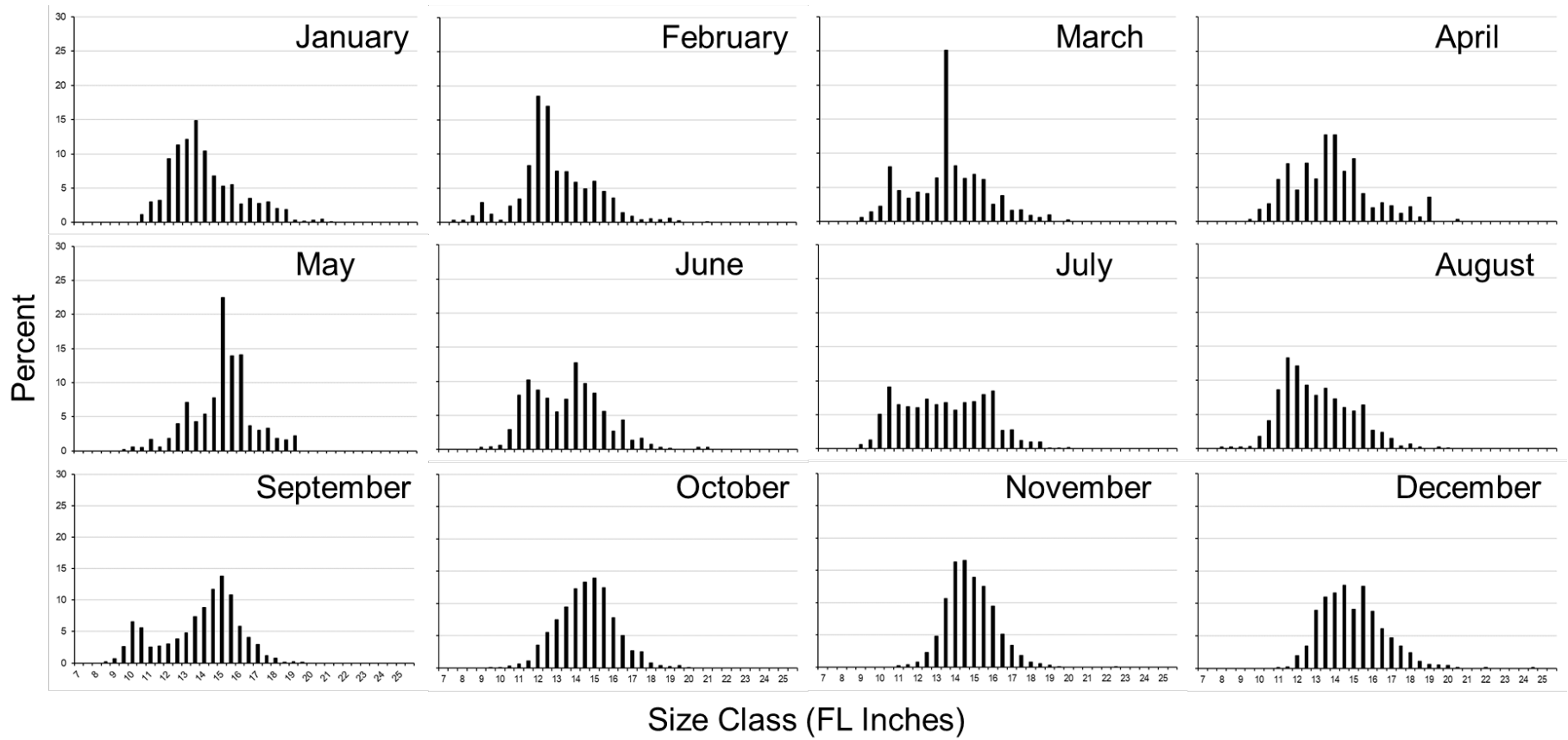


Figure 2.5. Length-frequency (inches) of striped mullet harvested in North Carolina commercial fisheries by month based on commercial fish house sampling, 2017-2021.

**DRAFT**

Table 2.4. Length-frequency (inches) of striped mullet harvested in North Carolina commercial fisheries by month based on commercial fish house sampling, 2017-2021. Shaded area represents modal length.

Size Class (inches)	Jan	Feb	Mar	Apr	May	Jun	Jul	Aug	Sep	Oct	Nov	Dec
7.0	0.0	0.0	0.0	0.0	0.0	0.0	0.0	0.0	0.0	0.0	0.0	0.0
7.5	0.0	0.3	0.0	0.0	0.0	0.0	0.0	0.0	0.0	0.0	0.0	0.0
8.0	0.0	0.3	0.0	0.0	0.0	0.0	0.0	0.2	0.0	0.0	0.0	0.0
8.5	0.0	1.0	0.0	0.0	0.0	0.0	0.0	0.2	0.2	0.0	0.0	0.0
9.0	0.0	2.9	0.6	0.0	0.0	0.3	0.6	0.2	0.7	0.0	0.0	0.0
9.5	0.0	1.2	1.4	0.3	0.2	0.4	1.3	0.3	2.6	0.1	0.0	0.0
10.0	0.0	0.3	2.2	1.8	0.6	0.6	5.1	1.8	6.6	0.1	0.0	0.0
10.5	1.1	2.4	8.0	2.6	0.5	2.9	9.1	4.1	5.6	0.3	0.0	0.0
11.0	3.0	3.4	4.5	6.2	1.7	8.0	6.5	8.6	2.5	0.6	0.2	0.1
11.5	3.2	8.3	3.4	8.5	0.6	10.2	6.2	13.3	2.7	1.1	0.4	0.2
12.0	9.3	18.5	4.3	4.6	1.8	8.7	6.0	12.1	3.0	3.5	0.8	1.9
12.5	11.3	17.0	4.1	8.6	4.0	7.5	7.3	9.3	3.8	5.5	2.3	3.4
13.0	12.1	7.5	6.4	6.3	7.1	5.5	6.5	7.8	4.8	7.5	4.8	8.9
13.5	14.9	7.4	25.1	12.7	4.3	7.4	6.8	8.8	7.4	9.4	10.6	11.0
14.0	10.4	5.9	8.2	12.7	5.4	12.7	5.7	7.3	8.8	12.3	16.3	11.6
14.5	6.8	4.9	6.3	7.4	7.8	9.7	6.8	6.0	11.7	13.3	16.5	12.8
15.0	5.3	6.0	6.9	9.2	22.5	8.3	6.9	5.5	13.8	13.9	13.9	9.1
15.5	5.5	4.5	6.2	4.1	13.9	5.6	8.0	6.4	10.8	12.4	12.5	12.6
16.0	2.7	3.6	2.5	2.0	14.1	2.7	8.5	2.7	5.8	7.8	9.4	8.8
16.5	3.5	1.4	3.8	2.8	3.7	4.3	2.7	2.4	4.1	5.0	5.1	6.1
17.0	2.8	0.9	1.6	2.3	3.0	1.4	2.8	1.5	2.9	2.7	3.4	4.7
17.5	3.0	0.4	1.7	1.2	3.3	1.7	1.2	0.4	1.2	2.5	1.8	3.4
18.0	2.0	0.5	0.9	2.2	1.8	0.8	1.0	0.7	0.8	0.8	0.8	2.4
18.5	1.9	0.4	0.6	0.7	1.6	0.3	1.0	0.2	0.1	0.4	0.5	1.1
19.0	0.3	0.6	1.0	3.6	2.2	0.2	0.1	0.0	0.2	0.2	0.3	0.6
19.5	0.2	0.2	0.0	0.0	0.0	0.0	0.1	0.2	0.1	0.4	0.1	0.5
20.0	0.3	0.0	0.2	0.0	0.0	0.0	0.2	0.1	0.0	0.1	0.0	0.4
20.5	0.5	0.0	0.0	0.3	0.0	0.3	0.0	0.0	0.0	0.0	0.0	0.1
21.0	0.1	0.1	0.0	0.0	0.0	0.3	0.0	0.0	0.0	0.0	0.0	0.0
21.5	0.0	0.0	0.0	0.0	0.0	0.0	0.0	0.0	0.0	0.0	0.0	0.0
22.0	0.0	0.0	0.0	0.0	0.0	0.0	0.0	0.0	0.0	0.0	0.0	0.1
22.5	0.0	0.0	0.0	0.0	0.0	0.0	0.0	0.0	0.0	0.0	0.1	0.0
23.0	0.0	0.0	0.0	0.0	0.0	0.0	0.0	0.0	0.0	0.0	0.0	0.0
23.5	0.0	0.0	0.0	0.0	0.0	0.0	0.0	0.0	0.0	0.0	0.0	0.0
24.0	0.0	0.0	0.0	0.0	0.0	0.0	0.0	0.0	0.0	0.0	0.0	0.0
24.5	0.0	0.0	0.0	0.0	0.0	0.0	0.0	0.0	0.0	0.0	0.0	0.1
25.0	0.0	0.0	0.0	0.0	0.0	0.0	0.0	0.0	0.0	0.0	0.0	0.0
25.5	0.0	0.0	0.0	0.0	0.0	0.0	0.0	0.0	0.0	0.0	0.0	0.0



**DRAFT**

Table 2.5. Length-frequency (inches FL) of striped mullet harvested in North Carolina commercial fisheries by month based on commercial fish house sampling, 2019. Shaded area represents modal length.

Size Class (inches)	Jan	Feb	Mar	Apr	May	Jun	Jul	Aug	Sep	Oct	Nov	Dec
7.0	0.0	0.0	0.0	0.0	0.0	0.0	0.0	0.0	0.0	0.0	0.0	0.0
7.5	0.0	0.0	0.0	0.0	0.0	0.0	0.0	0.0	0.0	0.0	0.0	0.0
8.0	0.0	0.0	0.0	0.0	0.0	0.0	0.0	0.0	0.0	0.0	0.0	0.0
8.5	0.0	0.0	0.0	0.0	0.0	0.0	0.0	0.0	0.0	0.0	0.0	0.0
9.0	0.0	0.0	0.0	0.0	0.0	0.0	0.0	0.0	0.0	0.0	0.0	0.0
9.5	0.0	0.0	0.0	0.0	0.0	0.0	0.6	0.0	0.0	0.1	0.2	0.0
10.0	0.0	0.0	0.0	0.0	0.0	0.0	3.6	0.2	0.3	0.0	0.0	0.0
10.5	0.0	0.0	0.0	0.0	0.0	0.0	3.9	4.0	0.1	0.0	0.0	0.0
11.0	0.0	0.0	0.0	0.1	0.0	0.0	3.0	12.7	0.5	0.1	0.0	0.0
11.5	0.0	0.0	0.0	0.5	0.0	0.0	6.9	22.3	0.1	0.1	0.1	0.0
12.0	0.0	0.0	0.0	1.0	0.0	0.5	3.5	21.5	1.9	0.2	0.1	0.6
12.5	0.0	0.0	0.0	2.7	0.0	4.2	9.2	14.0	6.6	1.0	1.4	0.7
13.0	2.3	0.0	0.0	6.1	0.0	0.9	6.8	6.6	7.6	4.0	3.7	8.7
13.5	19.7	4.1	100.0	15.2	0.0	9.1	11.9	2.1	10.5	8.4	7.8	9.4
14.0	30.2	16.9	0.0	11.4	0.0	11.0	8.8	2.7	10.7	15.4	15.4	12.0
14.5	12.9	8.7	0.0	9.3	0.0	19.8	5.6	1.0	14.0	14.9	15.1	12.3
15.0	9.1	33.1	0.0	18.0	50.0	9.7	5.7	2.4	22.0	13.1	15.4	16.6
15.5	6.1	20.7	0.0	7.6	25.0	10.3	11.6	2.4	14.3	15.7	15.9	12.9
16.0	2.7	8.3	0.0	3.1	25.0	4.0	9.4	2.2	4.2	8.6	11.1	10.6
16.5	1.5	8.3	0.0	7.9	0.0	20.3	3.7	2.0	5.0	8.2	6.0	4.5
17.0	1.5	0.0	0.0	4.7	0.0	3.1	2.1	2.0	0.9	3.7	2.8	1.6
17.5	2.7	0.0	0.0	4.4	0.0	3.9	3.6	1.1	0.0	3.4	2.5	3.1
18.0	2.7	0.0	0.0	4.0	0.0	3.1	0.0	0.4	0.7	1.4	0.7	1.4
18.5	3.1	0.0	0.0	3.1	0.0	0.0	0.0	0.2	0.0	0.6	0.8	2.4
19.0	1.1	0.0	0.0	0.9	0.0	0.0	0.0	0.0	0.0	0.5	0.4	0.8
19.5	1.9	0.0	0.0	0.0	0.0	0.0	0.0	0.2	0.7	0.6	0.1	1.2
20.0	0.8	0.0	0.0	0.0	0.0	0.0	0.0	0.0	0.0	0.0	0.0	1.1
20.5	0.8	0.0	0.0	0.0	0.0	0.0	0.0	0.0	0.0	0.0	0.1	0.0
21.0	0.8	0.0	0.0	0.0	0.0	0.0	0.0	0.0	0.0	0.0	0.0	0.0
21.5	0.0	0.0	0.0	0.0	0.0	0.0	0.0	0.0	0.0	0.0	0.1	0.0
22.0	0.0	0.0	0.0	0.0	0.0	0.0	0.0	0.0	0.0	0.0	0.1	0.0
22.5	0.4	0.0	0.0	0.0	0.0	0.0	0.0	0.0	0.0	0.0	0.3	0.0
23.0	0.0	0.0	0.0	0.0	0.0	0.0	0.0	0.0	0.0	0.0	0.0	0.0
23.5	0.0	0.0	0.0	0.0	0.0	0.0	0.0	0.0	0.0	0.0	0.0	0.0
24.0	0.0	0.0	0.0	0.0	0.0	0.0	0.0	0.0	0.0	0.0	0.0	0.0
24.5	0.0	0.0	0.0	0.0	0.0	0.0	0.0	0.0	0.0	0.0	0.0	0.0
25.0	0.0	0.0	0.0	0.0	0.0	0.0	0.0	0.0	0.0	0.0	0.0	0.0
25.5	0.0	0.0	0.0	0.0	0.0	0.0	0.0	0.0	0.0	0.0	0.0	0.0

On its own, implementation of a minimum size limit set at the L50 for striped mullet would be unlikely to meet sustainability objectives and would eliminate the bait fishery for finger mullet. Striped mullet less than L50 size (12.6 inches) are captured in commercial fisheries during every month, and in some months make up significant portions of the commercial catch. Generally, striped mullet reach length at maturity in the estuary before migrating offshore to spawn. If a minimum size limit based on the L50 was implemented, striped mullet would reach harvestable size before spawning, resulting in little conservation benefit. As an example, implementing a minimum size limit of 12.5 inches would appear to reduce harvest by around 14.5% (Table 2.6). However, overall harvest would likely not be reduced by that amount because harvest would likely be delayed until those fish reach harvestable size, preventing achieved harvest reductions and

## DRAFT

minimizing conservation benefit. In addition, minimum size limits would likely increase discards if gear modifications and changes in fishery behavior did not also occur.

Implementing a maximum size limit or seasonal maximum size limit, like what is done in Texas, would reduce harvest and provide additional non-quantifiable benefits to the stock. Unlike minimum size limits, a maximum size limit would not cause delayed harvest or recoupment of catch, once a fish reached the maximum size limit it could not be harvested. While there is little information to inform an ideal maximum size limit (Texas has a 12-inch maximum size limit during October-January), as an example, a 15-inch maximum size limit could reduce harvest by 39.8% compared to commercial landings from 2017-2021 (Table 2.6) and would have reduced commercial landings by 49% in 2019.

A maximum size limit, focused on the spawning season (October-December), would have a more direct impact on the spawning stock. As an example, implementing a 15-inch maximum size limit during the spawning season could reduce overall commercial harvest by 27.0% compared to landings from 2017-2021, while continuing to allow significant harvest of smaller roe size striped mullet (Table 2.6). An October-November 15-inch maximum size limit would have reduced harvest up to 33% in 2019. This type of harvest control would likely result in quantifiable harvest reductions and have nonquantifiable benefits to the stock by allowing larger females, that produce more eggs, to spawn while allowing the roe fishery to occur. While discards would likely occur during the spawning season, discards would be lower outside of the spawning season. In addition, because of market demands the largest striped mullet are generally not targeted outside of the spawning season so it is unlikely effort would shift to larger fish earlier in the season. However, a seasonal maximum size limit during the fall would negatively affect the roe fishery, which targets large fish with a high roe content.

Slot limits should not be considered in the striped mullet fishery. Implementation of a harvest slot would exclude “finger mullet” and large roe mullet from harvest. This type of measure would not allow for the fish to be used in the same way they are used currently and may have little conservation benefit because peak harvest already occurs on a narrow range of sizes. A protected slot would direct more harvest to larger fish and would likely prevent significant amounts of harvest resulting in excessive discards.

Implementing a minimum or maximum size limit would need to be accompanied by corresponding changes to minimum or maximum mesh sizes used in gill nets to reduce dead discards. As illustrated in Appendix 1, the primary method for harvesting striped mullet is runaround gill nets with the most common mesh size of 3.75 inches stretched mesh (ISM; Table 1.3), but mesh sizes ranging from less than 3.0 ISM up to 4.5 ISM are used in the fishery. As an example, if a minimum size limit of 12.5 inches was implemented, a minimum mesh size of around 3.25 ISM would need to be adopted to minimize discards (Figure 1.7). If a maximum size limit of 15 inches was implemented, a maximum mesh size of around 4.0 ISM or 3.75 ISM would need to be adopted to minimize discards. If a maximum size limit is seasonal, the associated mesh size restrictions could also be seasonal and could apply to runaround gill nets only, all small mesh gill nets, or just gill net trips landing mullet. However, if additional mesh size restrictions are adopted there would likely be some impact to small mesh gill net fisheries targeting other species.

The striped mullet FMP Advisory Committee (AC) was not supportive of any type of size limit because striped mullet of all sizes are marketable. In addition, the AC cautioned that setting minimum or maximum mesh sizes in response to a size limit may increase overall harvest because of annual, seasonal, and regional variation in the size of striped mullet available to the fishery.

**DRAFT**

Table 2.6. Example minimum, maximum and seasonal maximum size limit options (inches) and associated percent commercial harvest reduction based on fish house sampling, 2017-2021. Options that meet the needed 21.3-35.4% reduction in commercial harvest on their own are shaded in gray.

Size Limit Options (Inches FL)	
Minimum	Percent Reduction
12.5	14.5
13.0	20.4
13.5	27.2
14.0	37.2

Maximum	Percent Reduction
15.0	39.8
15.5	28.4
16.0	18.2
16.5	11.4
17.0	7.1
17.5	4.4
18.0	2.5
18.5	1.5
19.0	0.9
19.5	0.4

Oct-Dec Maximum	Percent Reduction
14.5	51.4
15.0	27.0
15.5	19.3
16.0	12.2
16.5	7.4
17.0	4.5
17.5	2.6
18.0	1.3
18.5	0.8
19.0	0.4
19.5	0.3

**Option 1: Size Limit Options**

- a. *Status Quo – Manage fishery without minimum or maximum size limits*
  - + Allows for continued use of all striped mullet size classes
  - + Does not increase discards
  - No preferential protection for largest fish
  
- b. *Minimum Size Limit and 3.25 ISM Minimum Gill Net Mesh Size*
  - + Could benefit the roe fishery later in the year
  - Prevents use of smaller mullet as bait
  - Unlikely to meet sustainability objectives
  - Allows for recoupment of catch
  - Directs harvest to biggest fish
  - Would need to implement corresponding minimum mesh size requirements
  - May increase harvest
  
- c. *Maximum Size Limit and 3.75 or 4.0 ISM Maximum Gill Net Mesh Size*
  - + Preferential protection for largest fish

## DRAFT

- + Would result in quantifiable harvest reductions
- + No recoupment of catch
- Prevents harvest of valuable larger fish
- Increased discards
- Would need to implement corresponding maximum mesh size requirements
- May increase harvest

### d. *Seasonal Maximum Size Limit and 3.75 or 4.0 ISM Maximum Gill Net Mesh Size*

- + Preferential protection for largest fish
- + Would result in quantifiable harvest reductions
- + No recoupment of catch
- + More directly protects the spawning stock
- + Increased discards would not occur prior to the spawning season
- Prevents harvest of valuable larger fish
- Increased discards
- Would need to implement corresponding seasonal maximum mesh size requirements
- May increase harvest

## Seasonal Closures

Season closures, specifically end of year season closures, are considered an effective and efficient management option to end overfishing of the striped mullet stock and rebuild SSB. In May 2023, the MFC adopted [Supplement A to Amendment 1 to the North Carolina Striped Mullet FMP](#). The intent of Supplement A is to end overfishing of the striped mullet stock. The Supplement implements regional season closures to reduce harvest by 21.7% in 2023 to end overfishing by reducing  $F$  to a level between the threshold and target. The anticipated harvest reduction from the season closures also begins to rebuild the stock to the target assuming average recruitment occurs. Additional information about season closures can be found in Supplement A. Options from the supplement are presented in this paper. Only options that meet the statutory requirement to end overfishing and rebuild the stock (21.3%-35.4%) are presented.

## Statewide Season Closures

Options 2.b and 2.c (Table 2.7) reduce commercial harvest enough to end overfishing and recover the stock. Any statewide season closure must occur no sooner than October 29 and continue through the end of the year to meet needed reductions.

## Region Specific Season Closures

To better account for the difference in management impact between the two regions, options for region specific season closures were developed. Options for region specific seasons are shown in Table 2.8. The split between the northern and southern regions was designated as the Highway 58 Bridge to Emerald Isle, including a line extending from the bridge to a point three miles offshore.

Table 2.7. End of year season closure options that reduce harvest to end overfishing and recover the stock. Supplement A included a third option which cannot be considered for Amendment 2 management since it does not recover the stock.

Option	Season Closure	Reduction	End Overfishing?	Recover Stock?
2.b*	October 29 - December 31	33.7	Yes, Target	Yes
2.c	November 7 - December 31	22.1	Yes, $F$ Below Threshold	Yes

\*Adding one more closure day exceeds 35.4% statutory reduction requirement

Table 2.8. Management options to reduce commercial harvest to end overfishing and recover the stock by splitting the seasons between north and south. All reductions are calculated from 2019 commercial harvest levels (terminal year of stock assessment).

Option	Season Closure		Reduction	End Overfishing?	Recover Stock?
	North	South			
2.d	Oct. 28-Dec. 31	Oct. 30-Dec.31	35.6	Yes, Target	Yes
2.e	Nov. 7-Dec. 31	Nov. 10-Dec. 31	21.7	Yes, <i>F</i> Below Threshold	Yes

Options 2.d and 2.e (Table 2.8), which meet the reduction needed to end overfishing and recover the stock, provide up to three additional fishing days in the south without substantially reducing fishing days in the north. In 2019, there appeared to be minimal overlap in participation between the northern and southern regions. However, under a split season, where the north closes earlier than the south, effort could shift from north to south and expected harvest reductions may not be realized. The Striped Mullet FMP AC indicated the striped mullet fishery has highly mobile participants who move between regions following the fish and suggested it would be beneficial for management measures to be consistent statewide. In addition, AC members questioned the accuracy of waterbody locations recorded on trip tickets and expressed concern about using waterbody fished or county of landing to set regional specific seasons. While this concern is valid, the NC Trip Ticket Program continues to provide outreach and education to dealers about the importance of accurate trip tickets for fair and effective management. These season closure options assume an equal reduction for each region. However, additional options could be developed for scenarios where the amount of reduction is different between regions to allow the season to be extended in one region or the other.

Region specific closures were not considered using other regional splits because other splits are more likely to have overlap in participation and there is no clear delineation for different areas where the striped mullet commercial fishery operates in a different manner. The one exception may be the Albemarle Sound area, where low landings of striped mullet occur throughout the year but increase slightly in the winter. These landings occur incidentally to other small mesh gill net fisheries in the region, primarily the white perch fishery (see Appendix 1). However, most of these landings occur in January and February, months which are not being considered for striped mullet season closures. Because there is not a large directed striped mullet fishery in the Albemarle Sound region, creating a region-specific season closure in this area would likely be ineffective unless other fisheries were significantly impacted. No additional regional closure options were suggested or discussed by the AC.

The Striped Mullet FMP AC strongly disagreed with the use of statewide or regional season closures as a management measure to reduce harvest in the striped mullet fishery. AC members suggested putting a hard closure date on the fishery would result in effort shifts and participants trying to catch as much as they can before the closure. AC members also expressed concern that if the fishery were to close, roe buyers may not come to the state, eliminating the most profitable segment of the fishery. In addition, AC members felt having a complete closure would result in striped mullet discards occurring in other fisheries and suggested having a small bycatch allowance during the closed season may help prevent discards.

Option 2. Season Closure Options

a. No Season Closure

- + Short season closures
- + Does not have significant impacts on roe fishery
- + Does not have significant impacts on bait fishery
- + Landings less likely to be impacted by extreme weather events

## DRAFT

- Other measures may be more complicated to monitor and enforce
  - Other measures may be less effective
- b. Statewide Season Closure – October 29 - December 31
- c. Statewide Season Closure – November 7 - December 31
- + No additional resources required to implement
  - + No additional reporting burden on fishermen or dealers
  - + Reduces effort from current level
  - + High likelihood of ending overfishing and recovering stock
  - Weather may prevent fishing during open periods
  - Effort may increase during the open period reducing the effectiveness of the closure
  - Reduction in fishing mortality may not be achieved
  - Overfishing may still occur if recruitment is low
  - May adversely impact some fisheries and more than others
  - Create discards in the closed period
- d. Regional, North/South, Season Closure – North Oct. 28-Dec. 31 South Oct. 30-Dec.31
- e. Regional, North/South, Season Closure – North Nov. 7-Dec. 31 South Nov. 10-Dec. 31
- + No additional resources required to implement
  - + No additional reporting burden on fishermen or dealers
  - + Reduces effort from current level
  - + High likelihood of ending overfishing and recovering stock
  - Weather may prevent fishing during open periods
  - Effort may increase during the open period or open regions reducing the effectiveness of the closure
  - Reduction in fishing mortality may not be achieved
  - Overfishing may still occur if recruitment is low

May adversely impact some fisheries more than others Create discards in the closed period

### Additional Options

Several management options could be used in place of season closures or in conjunction with season closures to extend the open season, prevent excessive harvest during the open season, or prevent excessive discards. Many options, like trip limits, would likely need to be implemented in conjunction with small mesh gill net restrictions. See [Appendix 1](#) for a comprehensive review of the small mesh gill net fishery for striped mullet and information about small mesh gill net restrictions that could be implemented to support sustainable harvest.

### Trip Limits

Applying a daily trip limit or seasonal daily trip limit to striped mullet commercial catches could be used to limit harvest during the open season. Early in the year, commercial catches are smaller, but during the peak season in October and November landings per trip increase substantially (Tables 2.9 and 2.10). Striped mullet are primarily targeted with actively fished gear, like runaround gill nets, with smaller landings amounts coming from anchored gill nets (see [Appendix 1](#)). In high volume fisheries, daily trip limits would typically be expected to result in higher levels of discards. However, in a fishery like striped mullet where landings volume is seasonal, and trips are highly targeted, daily trip limits could be used to limit landings by discouraging participants from targeting large numbers of fish. The Striped Mullet FMP AC expressed some concern with using daily trip limits as a management tool, particularly when catch volume is high, but did suggest participant behavior would likely change to reduce effort and waste if daily trips limits are implemented. A lower daily trip limit could be applied early in the year when the fishery lands less and a larger daily trip limit could be applied during the peak fall season to allow for the typical

**DRAFT**

high-volume trips during the peak of landings. Restrictive daily trip limits may cause increased discards if participant behavior does not change, and trips continue to target the highest volume of striped mullet possible. It is also possible implementation of daily trip limits, particularly early season daily trip limits, may just delay harvest and necessary harvest reductions may not be realized. For this reason, combining daily trips limits with other management measures may be beneficial for reducing total harvest.

Table 2.9. Percentage of commercial trips landing striped mullet by landings bin (lb), 2017-2021.

Month	0-100	101-500	501-1,000	1,001-5,000	5,001-10,000	10,000+
Jan	75.3	18.2	4.4	2.1	<0.1	.
Feb	81.3	13.6	3.2	1.9	.	.
Mar	83.5	13.8	1.9	0.8	.	.
Apr	81.5	14.3	3.2	1.0	.	.
May	78.4	17.2	2.8	1.6	.	.
Jun	75.9	19.0	3.3	1.8	.	.
Jul	70.8	23.5	4.0	1.7	.	.
Aug	68.5	23.7	5.5	2.3	.	.
Sep	70.9	21.2	5.1	2.8	.	.
Oct	63.8	23.4	6.4	6.2	0.2	.
Nov	66.7	22.4	5.6	5.0	0.2	<0.1
Dec	76.5	17.4	4.4	1.7	.	<0.1
Total	71.7	20.2	4.8	3.3	0.1	<0.1

Table 2.10. Percent harvest reduction from 2019 commercial landings based on various daily trip limits and time periods.

Trip Limit (lb)	Reduction (%)		
	Jan-Sept, Dec	Oct-Nov	Total
50	33.1	50.4	83.4
75	30.3	47.8	78.1
100	27.9	45.5	73.5
150	24.3	41.7	66.0
200	21.3	38.5	59.8
300	16.8	33.3	50.2
400	13.6	29.4	42.9
500	11.0	26.1	37.2
600	9.0	23.4	32.4
1,000	3.8	15.5	19.3
1,100	3.0	14.1	17.1
1,250	2.1	12.3	14.4
1,500	1.2	10.0	11.2
1,750	0.7	8.2	9.0
2,000	0.4	6.8	7.2
2,500	0.1	4.8	4.9

Any daily trip limit option would need to be implemented in tandem with yardage limits on runaround gill nets. [Appendix 1](#) provides a review of gear characteristics in the small mesh gill net fishery. To effectively limit landings and prevent excessive discards, daily trip limit options should be implemented with restrictions limiting runaround gill nets to 300-500 yards. Members of the Striped Mullet FMP AC were not in favor of reducing the maximum yardage allowed for small mesh gill nets and thought the 800-yard maximum currently in place was restrictive enough.

## DRAFT

However, AC members also suggested commercial fishery participants would likely reduce the yardage they used to limit landings within a lower daily trip limit, essentially self-regulating. They did not suggest what a likely yardage reduction might be.

### Option 3: Trip limits

- + No additional resources required to implement
- + No additional reporting burden on fishermen or dealers
- + Reduces length of season closures
- + Limits impacts on roe fishery
- + Limits impacts on bait fishery
- Unlikely to meet sustainability objectives
- Increased discards

### Day of Week Closures

Day of week closures could be used to reduce effort and harvest. Generally, the highest landings occur early in the week (Monday and Tuesday) and drop as the week goes on (Table 2.11). However, late in the summer, a higher percentage of landings occur on Friday, likely to supply bait markets, and early in the roe season a higher percentage of landings occur on Saturday (Table 2.12). Typically, the lowest landings occur on Saturday and Sunday.

Table 2.11. Percent of harvest by day of week or combination of days, 2019 and 2017-2021.

Day(s) of Week	2019 Landings	Landings (%)	2017-2021 Landings	Landings (%)
Sunday	162,709	11.9	780,061	10.4
Monday	209,707	15.4	1,201,290	16.1
Tuesday	247,756	18.2	1,273,991	17.0
Wednesday	190,343	14.0	1,148,997	15.4
Thursday	191,313	14.0	1,038,243	13.9
Friday	173,090	12.7	1,048,743	14.0
Saturday	187,294	13.7	984,763	13.2
Saturday-Sunday	350,003	25.7	1,764,823	23.6
Friday-Sunday	523,093	38.4	2,813,566	37.6
Saturday-Monday	559,710	41.1	2,966,113	39.7
Friday-Monday	732,800	53.8	4,014,856	53.7

Table 2.12. Percent of commercial landings by day of week for each month, 2017-2021.

Month	Sunday	Monday	Tuesday	Wednesday	Thursday	Friday	Saturday
January	8.5	18.2	18.7	16.4	15.2	13.5	9.5
February	8.6	14.7	20.6	13.8	15.2	14.1	13.1
March	9.7	20.2	15.8	15.8	17.1	14.2	7.1
April	11.0	13.7	15.1	17.6	16.2	12.0	14.4
May	11.7	10.4	17.4	19.0	14.0	13.1	14.3
June	10.9	16.3	15.4	14.4	12.8	17.0	13.2
July	10.1	16.0	15.5	15.9	16.8	15.3	10.4
August	9.1	19.6	14.4	13.4	15.4	17.4	10.7
September	14.3	14.3	14.2	15.1	13.2	12.5	16.4
October	10.8	16.7	19.1	15.0	11.4	11.4	15.5
November	9.7	14.7	17.9	16.0	15.1	15.3	11.4
December	10.2	18.1	10.0	14.8	15.2	19.3	12.5

Striped mullet are most available to the fishery during the fall as they aggregate in schools and migrate through the estuary to the ocean to spawn. Conventional thinking suggests striped mullet migration increases, and they become most susceptible to the fishery ahead of cold fronts. Day



## DRAFT

of week closures could be effective at reducing harvest by preventing fishing during periods of ideal fishing conditions, particularly given the runaround gill net fishery is largely dependent on good weather days. For example, prohibiting fishing for striped mullet on Saturday and Sunday would have reduced 2019 landings by 25.7% (Table 2.11). This percentage reduction is relatively consistent from 2017-2019. There is the possibility prohibiting fishing on one day shifts effort to other days or that potential catch from one day can be recouped another day. However, given most of the striped mullet commercial landings occur during a brief period from October 15-November 15 limiting the number of days participants can fish is likely to reduce landings. The Striped Mullet FMP AC shared concerns about recoupment of catch but generally supported day of week closures, particularly weekend closures, as a method to reduce harvest. AC members further suggested allowing some limited bycatch on closed days as a method to reduce discards. In addition, the AC members felt weekend closures may reduce user group conflict and preferentially benefit full-time fishery participants.

### Option 4: Day of week closures

- + No additional resources required to implement
- + No additional reporting burden on fishermen or dealers
- + Reduces length of season closures
- + Limits impacts on roe fishery
- + Limits impacts on bait fishery
- + Could meet sustainability objectives
- + May prevent user group conflicts
- +/- May preferentially benefit full time participants
- +/- Weather could prevent fishing on open days
- Possibility for recoupment of catch
- Landings reduction highly dependent on external factors

### Combination of Measures

Fisheries are commonly managed using a combination of management measures rather than relying on a single, all-encompassing measure. Using a combination of management measures allows for more comprehensive management to address multiple objectives in addition to sustainability. From 1990-1992, the state of Florida required gill nets to have a minimum mesh size of three inches and striped mullet fishery weekend closures of 36 hours and 54 hours from October-January (Leard et al. 1995). In 1993, in response to a stock assessment indicating overfishing was occurring on the Florida striped mullet stock, the state adopted additional management measures including an extension of the 54-hour weekend closure to 72 hours from July to January, a pre-roe season (July-September) trip limit of 500 pounds, and a reduction of the maximum gill net yardage allowed to 600 yards. These additional measures were intended to reduce catch, increase escapement of spawners during the roe season, increase SPR to the 35% target in 5-7 years, and increase SSB by 90%. However, before success of these measures could be evaluated the state implemented a ban on gill nets, the primary gear used to harvest striped mullet, significantly reducing harvest in an absolute manner that did not preserve traditional fisheries and precluded determination of the effectiveness of the combination of management measures initially implemented.

Management measures directly limiting commercial harvest of striped mullet have never been implemented in North Carolina. Stock assessment results suggest some stock-recruit relationship for striped mullet, and projections indicate if average or higher recruitment occurs the stock recovers quickly even at moderate harvest reduction levels. A combination of management measures including end of season closures, day of week closures, and daily trip limits may be suitable to reduce harvest while allowing traditional fisheries and uses to continue. Some form of

## DRAFT

all these measures, except for end of season closures, were supported by the Striped Mullet FMP AC. However, given the life history of striped mullet and nature of the fishery, management measures should focus on reducing harvest during the peak of the fishery in the fall. The fall fishery accounts for most striped mullet commercial landings and is primarily composed of females because the fishery specifically targets roe mullet during their spawning migration. As an example, implementing a December closure, a year-round weekend closure (Saturday-Sunday), and a 1,000 lb daily trip limit from January-September would result in a 31.8% reduction (Option 5.h; Table 2.13). In this example there would be minimal discarding of fish from the daily trip limit early in the season allowing for catch to supply bait markets, the roe fishery would remain relatively unaffected except for the weekend closure, and the December closure would prevent expansion of the roe fishery later in the year.

The Striped Mullet FMP AC supported the combination management measure strategy to reduce striped mullet harvest. Specifically, the AC supported using a combination of day of week closures and daily trip limits to reduce harvest and minimize discards while avoiding extended end of year closures. The FMP AC recommended options 5.a, c, and f which would reduce harvest by 24.0% to 27.7% using combinations of seasonal daily trip limits, day of week daily trip limits, and day of week closures (Table 2.13). All options supported by the FMP AC meet statutory requirements by, at a minimum, rebuilding SSB to the threshold with a 50% probability of success. The FMP AC also supported an option that would implement a 1,000 lb daily trip limit from January 1 to September 30 and a year-round Saturday and Sunday daily trip limit of 100 lb. and an option that would implement a 1,000 lb daily trip limit from January 1 to October 15 and a year-round Saturday and Sunday daily trip limit of 100 lb. However, when a 30,000 lb stop net catch cap is factored into these options; they do not meet statutory requirements for recovering the stock and cannot be considered (see stop net section of this paper for additional details).

Following examples endorsed by the FMP AC, the DMF supports option 5.n which would implement seasonal and day of week daily trip limits to achieve a 35.5% commercial harvest reduction after accounting for a 30,000 lb. stop net catch cap. This option is projected to rebuild SSB to the target with a 99% probability of success and prevents any complete closure which might result in excessive discards. The seasonal and day of week daily trip limits are low enough that targeting high volumes of striped mullet should be prevented during these times. Implementing a 500 lb daily trip limit from February 1 through October 15 prevents high volume harvest early in the roe season and implementing a November 16 through January 31 50 lb daily trip limit essentially “freezes the footprint” of the roe fishery not allowing for expansion of the roe mullet season which historically occurs from approximately October 15 through November 15. The year-round 50 lb weekend trip limit will serve a similar purpose to a day of the week closure while still allowing a small incidental catch allowance to minimize discards. While complete end of year season closures are considered to be an effective conservation measure, the DMF took into consideration the request of the FMP AC to minimize discards and avoid extended end of season closures when making a recommendation. Recommending a higher reduction level than the FMP AC creates a buffer to account for uncertainty in behavior changes by participants in the fishery and allows for a greater probability of the stock rebuilding to the target.

**DRAFT**

Option 5: Combination of Measures  
See Table 2.13 for all options

Table 2.13. Management measure combinations to end overfishing and achieve sustainable harvest, compared to 2019 commercial landings. Unless otherwise specified all options for day of week closures or day of week reduced trip limits are applied year-round. All trip limit options are applied to a commercial fishing operation regardless of the number of persons, license holders, or vessels involved.

Option	Season Closure	Daily Trip Limit (lb.)	Day of Week Closure	% Reduction	% Reduction with 30k Stop Net Cap
5.a*	.	.	Sat-Sun	25.7	24.0
5.b	Dec 1-Dec 31	Jan-Sep 1,000; Sat-Sun 50 lb	.	28.1	26.4
5.c*	.	Jan-Sep 1,000	Sat-Sun	28.5	26.9
5.d	Dec 1-Dec 31	Jan-Oct 15 1,000; Sat-Sun 50 lb	.	28.9	27.3
5.e	Nov 12-Dec 31	1,000	.	29.1	27.5
5.f*	.	Jan-Oct 15 1,000 lb	Sat-Sun	29.3	27.7
5.g	.	Jan-Oct 15 and Dec 500; Sat-Sun 50 lb	.	31.3	29.8
5.h	Dec 1-Dec 31	Jan-Sep 1,000	Sat-Sun	31.8	30.2
5.i	.	Jan-Dec 100 lb; Feb-Sep 500 lb; Sat-Sun 50 lb	.	32.4	30.9
5.j	Dec 1-Dec 31	Jan-Oct 15 1,000	Sat-Sun	32.6	31.1
5.k	Nov 8-Dec 31	1,000	.	34.6	33.1
5.l	.	Jan-Dec 50 lb; Sat-Sun 50 lb; Feb-Oct 15 500 lb	.	34.6	33.2
5.m	.	Jan-Oct 15 and Dec 500	Sat-Sun	35.4	33.9
5.n <sup>+</sup>	.	Jan1-31 and Nov16-Dec31 50 lb., Sat-Sun 50 lb, Feb1-Oct15 500lb	.	36.9	35.5
5.o	.	Jan-Dec 100 lb; Feb-Sep 500 lb	Sat-Sun	36.5	36.0
5.p	Nov 12-Dec 31	1,000	Sat	38.6	37.2

\*Endorsed by Striped Mullet FMP AC

<sup>+</sup>DMF Recommendation

## DRAFT

### Stop Nets

The striped mullet beach seine fishery is a historically and culturally important fishery occurring primarily in conjunction with the Bogue Banks stop net fishery (See [Striped Mullet FMP](#) and [Amendment 1](#) for review of historical significance of stop net fishery). The stop net fishery has operated under fixed seasons and net and area restrictions since 1993. Currently, stop nets are limited to 4 nets, 400 yards in length, and minimum mesh size of eight inches outside panels and six inches middle section. Stop nets have typically been allowed along Bogue Banks (Carteret County) in the Atlantic Ocean from October 1 to November 30. However, the stop net season was extended to include December 3 to December 17 in 2015 due to minimal landings of striped mullet (Proclamation M-28-2015). In 2020 and 2021, the stop net fishery was open from October 15 through December 31 (Proclamations M-17-2020 and M-21-2021). Due to the schooling nature of striped mullet, the beach seine fishery is a high-volume fishery with the ability to land thousands of pounds during a single trip.

From 2017 to 2021 the beach seine/stop net fishery accounted for 2.1% of the total commercial striped mullet harvest. In these years the fishery has primarily operated in November with a few trips occurring in October and December, and minimal landings after November 15.

Current management of the stop net fishery has focused on [limiting interactions with protected species, primarily bottlenose dolphins](#), and limiting [conflict with the ocean gill net fishery and recreational pier fisheries](#). There are no management measures in the stop net fishery to directly limit harvest of striped mullet. A detailed review of current stop net management measures can be found in the [Striped Mullet FMP](#) (NCDMF 2006). Additional management of the stop net fishery is addressed in the [Spotted Seatrout FMP](#) (NCDMF 2012). The spotted seatrout management strategy grants the DMF Director latitude to reconcile the potentially high-volume catch of spotted seatrout with the 75 fish commercial trip limit. An agreement was reached between the Director, the Fisheries Management Section Chief, and the stop net fishery participants to manage the fishery at a 4,595 lb season quota for spotted seatrout. The agreement required the stop net fishery participants to report spotted seatrout harvest daily and remove the stop nets from the water when the quota is met.

Because commercial harvest reductions are necessary to end overfishing and recover the striped mullet stock, it may be necessary to consider additional stop net management measures. Stop nets could be considered with all other commercial gears and have the same restrictions applied as any other sector of the fishery. However, given the limited extent and seasonality of the fishery some restrictions may disproportionately impact the stop net fishery. For example, extended season closures would likely eliminate all harvest from stop nets (Table 2.14). In addition, restrictive trip limits may create excessive discards in the fishery. Setting a specific season resulting in proportional harvest reductions may be a more equitable management option. Alternatively, the stop net fishery could operate on a sector specific striped mullet catch cap, as is done with spotted seatrout. Given minimal participation and effort in the stop net fishery, along with the already required daily reporting of spotted seatrout landings, requiring additional daily reporting of striped mullet landings could be accomplished.

The Striped Mullet FMP AC supported the strategy to manage the stop net fishery under a sector specific catch cap but did not suggest any specific harvest or reduction level to achieve. After reviewing recent striped mullet commercial landings from stop nets, DMF recommends an annual catch cap for the stop net fishery of 30,000 lbs. This harvest level is in line with recent landings and prevents increasing harvest above those recent levels. DMF recommends the stop net season open annually on October 15 and be allowed through December 31 or whenever the 30,000 lb catch cap is reached. Consistent with requirements for spotted seatrout, this will require

## DRAFT

daily reporting of landings by the stop net crew and notification of when the net will be struck. Combination option reductions including a 30,000 lb. stop net fishery catch cap are presented in Table 2.13. With the addition of a set aside for the stop net fishery, reduction levels change only minimally.

Table 2.14. Percent reduction of striped mullet landings in the stop net fishery at various season closure options, 2017-2021.

Season Closure	Percent Reduction				
	2017	2018	2019	2020	2021
October 28-December 31	100.0	100.0	100.0	100.0	69.1
October 29-December 31	100.0	100.0	100.0	100.0	69.1
November 6-December 31	88.3	100.0	100.0	98.4	35.9
November 7-December 31	88.3	100.0	100.0	98.4	35.9
November 13-December 31	81.6	99.2	45.1	98.4	1.5

### Option 6: Stop net fishery management

a. Status Quo – Manage stop net fishery with management measures applied to the rest of the fishery

- + Prevents confusion
- + Minimizes user group conflict
- Some measures may completely eliminate stop net fishery
- May not meet sustainability objectives
- Could increase discards

b. Stop Net Specific Catch Cap

- + Allows continuation of fishery
- + Likely to meet sustainability objectives
- + Easy to monitor and enforce with minimal participation
- + Already being done in fishery for other species
- Could create user group conflict
- Daily reporting necessary

### Seasonal Catch Limits

Seasonal catch limits, otherwise known as a harvest quota or total allowable landings (TAL), is a management measure used to set harvest levels for a stock to end overfishing, recover the stock, or to maintain  $F$  and SSB at a specified management target. The intent of implementing a seasonal catch limit on any fishery is to prevent expansion and reduce or stabilize harvest. The benefit of managing harvest through a seasonal catch limit is the harvest level is directly set and controlled.

To calculate the seasonal catch limit, a reduction percentage must be established (21.3-35.4%). The selected reduction percentage is calculated based on 2019 commercial landings (1,362,212 pounds). The simplest method for seasonal catch limit implementation is a single statewide seasonal catch limit starting at the beginning of the year and running until the limit is met. The seasonal catch limit would be between 879,992 and 1,072,065 pounds depending on the reduction percentage. On average, from 2017 to 2021, the season would close between October 23 (35.4% reduction) and November 6 (21.3% reduction).

**DRAFT**

While implementing a seasonal catch limit with multiple allocations makes monitoring and enforcement more difficult, allocations could be divided by region, gear, or fishery segment. Most commercial landings come from the northern part of the state (north of the Highway 58 Bridge to Emerald Isle) with minimal contributions from the southern part of the state. More specifically, most commercial landings come from Dare and Carteret counties. From 1994 to 2021, 88.5% of commercial striped mullet landings have come from the northern region, and 11.5% of commercial landings have come from the southern region (Onslow, Pender, New Hanover, Brunswick). If this historical allocation is maintained, an example of a region-specific seasonal catch limit, at various reduction levels that end overfishing and recover the stock, is shown in Table 2.15. A region-specific seasonal catch limit could also be implemented using allocations from a more recent period to better reflect the current fishery, for example 2017-2021 (Table 2.16), or use allocations from 2019 which is the year reductions are calculated from (Table 2.17).

Table 2.15. Regional seasonal catch limit, split at the Highway 58 bridge to Emerald Isle, based on 1994-2021 allocation.

Region	1994-2021 Contribution	2019 Landings Contribution	Reduction and TAL	
			21.3	35.4
North	88.5	1,205,558	948,774	778,790
South	11.5	156,654	123,287	101,199
Total	100	1,362,212	1,072,061	879,989

Table 2.16. Regional seasonal catch limit, split at the Highway 58 bridge to Emerald Isle, based on 2017-2021 allocation.

Region	2017-2021 Contribution	2019 Landings Contribution	Reduction and TAL	
			21.3	35.4
North	92.8	1,264,133	994,872	816,630
South	7.2	98,079	77,188	63,359
Total	100	1,362,212	1,072,061	879,989

Table 2.17. Regional seasonal catch limit, split at the Highway 58 bridge to Emerald Isle, based on 2019 allocation.

Region	2019	2019 Landings	Reduction and TAL	
			21.3	35.4
North	94.1	1,281,870	1,008,832	828,088
South	5.9	80,342	63,229	51,901
Total	100	1,362,212	1,072,061	879,989

Most striped mullet commercial landings come from gill nets, specifically runaround gill nets. Minimal contributions come from other gears, but the stop net fishery has the potential to be a high-volume fishery. If a seasonal catch limit is implemented, it is possible the limit could be reached before the stop net fishery has a chance to operate. Accounting for stop net landings separately may be necessary to allow the fishery the chance to operate. See the stop net section of this issue paper for additional information and discussion.

A seasonal catch limit could be implemented specifically for the striped mullet roe fishery. This fishery occurs predominantly in October and November and typically accounts for up to 50% of the striped mullet commercial landings each year. This fishery is the most valuable portion of the

## DRAFT

striped mullet fishery and specifically targets large female striped mullet during the spawning migration. A seasonal catch limit could be developed and applied to October-November commercial landings and other measures could be used to limit harvest early in the year (e.g., trip limits, day of week closures, etc., see additional discussion in this paper). Once the roe fishery seasonal catch limit was met, the fishery would be closed through the end of the year. This would allow the most valuable segment of the fishery to operate independent of other fishery segments and have direct conservation benefits to the stock. However, shortening the fishery in this manner would likely create a “derby” fishery, where intensive fishing effort is focused during a short period, which is unpopular with the fishing industry and may create conflict.

To successfully manage harvest using a seasonal catch limit, the ability to accurately monitor harvest in a timely manner and have the flexibility to quickly implement management changes or close fishing sectors when the seasonal catch limit is being approached is essential. Currently, striped mullet commercial landings are reported by the North Carolina Trip Ticket Program, a fishery-dependent program initiated by NCDMF in 1994. A trip ticket is the form used by fish dealers to report commercial landings information. Trip tickets collect information about the fisherman, the dealer purchasing the product, the transaction date, crew number, area fished, gear used, and the quantity of each species landed for each trip. Each month dealers are required to send these [forms](#) to the NCDMF for processing.

If a seasonal catch limit is used to manage striped mullet harvest, changes to reporting requirements would need to occur. Daily striped mullet harvest reporting by dealers would be necessary during at least part of the year. Because the striped mullet fishery is highly seasonal, requiring daily reporting during the peak season in October-November until the seasonal catch limit is reached would be necessary. Prior to daily reporting, regular monthly, or weekly, reporting could be sufficient, but an accurate accounting of commercial landings would need to be finalized prior to a period of daily reporting. Implementation of daily or weekly reporting would require development of a permit with conditions requiring time of reporting.

If a seasonal catch limit is implemented, the use of other management measures to limit harvest would likely still be necessary to either extend the fishing season or ensure the catch limit is not exceeded. Specifically, trip limits and gill net yardage limits have been used to constrain harvest for fisheries managed using seasonal catch limits, but day of week closures may also have the same effect. See discussion about trip limits and day of week closures (this paper) for additional information.

If a seasonal catch limit were implemented for striped mullet, restrictions on the use of small mesh gill nets may be needed to prevent excessive discards. The use of anchored small mesh gill nets has been extensively reviewed as part of North Carolina FMPs for red drum ([NCDMF 2001](#); [2008](#)) and striped bass ([NCDMF 2004](#); [2013a](#)). Further restrictions would add additional management complexity to a gear that is already heavily regulated. Appendix 1 summarizes the small mesh gill net fishery in North Carolina including seasonality, gear characteristics and species targeted. If the use of small mesh gill nets is restricted to prevent excessive discards of striped mullet, other fisheries like spotted seatrout (*Cynoscion nebulosus*), bluefish (*Pomatomus saltatrix*), kingfish/sea mullet (*Menticirrhus* spp.), white perch (*Morone americana*), and spot (*Leiostomus xanthurus*) would likely be impacted.

It should be noted previous management has not directly limited the commercial harvest of striped mullet in North Carolina. In many cases, implementation of a seasonal catch limit has been a “last resort” measure when other methods of controlling harvest have been ineffective. At this point, there are no clear models for how participant behavior may change under various management

## DRAFT

scenarios. Implementation of seasonal catch limits in other fisheries has resulted in “derby fisheries” which are unpopular with participants. Implementation of a seasonal catch limit is the most definitive and blunt method for directly limiting harvest because if the limit is effectively monitored and enforced landings cannot exceed a set level even if variable fishery or stock conditions occur. However, seasonal catch limits are also the most resource intensive to monitor and enforce because of the necessity of daily reporting. Stock projections indicate if average or above average recruitment occurs the striped mullet stock recovers quickly even at moderate harvest reduction levels. If a seasonal catch limit is implemented, updates to the limit could only occur following stock assessment updates, which may constrain harvest excessively even when it is no longer necessary.

While the Striped Mullet FMP AC felt a seasonal catch limit would effectively limit harvest, members were concerned about how low the limit would be set initially, lack of flexibility in adjusting the limit, the potential of a “derby” fishery, the potential for a short season, and the need for a complete closure once the limit is reached. AC members did suggest using a seasonal catch limit but allowing some bycatch limit after the limit was reached. While this could be done, it would require lowering the catch limit to account for limited bycatch, further reducing the limit. While implementing a seasonal catch limit for striped mullet would be effective, given the characteristics of the striped mullet fishery, management objectives could be met using other management strategies that are much less resource intensive for monitoring and that would be less restrictive or constraining to this multi-faceted fishery.

### Option 7: Seasonal Catch Limit

- a. Status Quo – Manage fishery without Seasonal Catch Limit
  - + Other measures may be effective in reducing harvest
  - + Less impact to other fisheries
  - + No derby fishery
  - No hard cap on commercial landings
  
- b. Implement Statewide Seasonal Catch Limit
  - + Hard cap on landings
  - + Should meet sustainability objectives
  - As stock grows, TAL cannot be adjusted without stock assessment update
  - Will likely impact other fisheries
  - Increased discards
  - Unpopular with fishery participants
  - Resource intensive to monitor and enforce
  - Would need to establish new reporting requirements
  - Could disadvantage certain areas of the state
  
- c. Implement Regional (North/South) Seasonal Catch Limit
  - + Hard cap on landings
  - + Should meet sustainability objectives
  - + Equitable between areas of the state
  - As stock grows, TAL cannot be adjusted without stock assessment update
  - Will likely impact other fisheries
  - Increased discards
  - Unpopular with fishery participants
  - Resource intensive to monitor and enforce
  - Would need to establish new reporting requirements



## DRAFT

### Area Closures

Area closures are a management measure that could be used to achieve nonquantifiable harvest reductions in the striped mullet fishery in support of sustainability objectives. From 1997 to 2001, DMF conducted a striped mullet tagging study to examine movements and migration of striped mullet in North Carolina (Wong 2001). Of approximately 15,000 tagged fish, 384 were recaptured, indicating limited movement prior to the spawning season in October and November (Bacheler et al. 2005). Other than a generally southward movement, tag returns provide little information to inform potential area closures (Figure 2.6). Striped mullet are catadromous, migrating from freshwater to offshore marine waters in the fall to spawn. Because of this life history, striped mullet can be found in nearly all common habitat types including the water column, wetlands, submerged aquatic vegetation, soft bottom, and shell bottom with variation in preference due to location, season, and life stage (see base plan Biological Profile and Ecosystem Protection and Impact sections for further description and NCDMF 2022a). In addition, striped mullet nursery areas and spawning locations, habitats that would benefit most directly from area closures, are considered at a broad level (e.g., estuarine areas serve as nursery areas, spawning occurs in the ocean), therefore, identifying discrete areas for potential closures is difficult.

One recent example of an area closure impacting the striped mullet commercial fishery is the prohibition of all gill nets above the ferry lines in the Pamlico and Neuse rivers (Proclamation [M-6-2019](#); Figure 2.7). During an emergency meeting on March 13, 2019, the N.C. Marine Fisheries Commission directed the DMF Director to issue proclamation M-6-2019 pursuant to N.C. General Statute 113-221.1 (d). The Director has no legal authority to modify or change a proclamation when the proclamation is specifically directed by the Commission under this statute. The intent of the proclamation was to reduce dead discards of striped bass (*Morone saxatilis*) in support of a striped bass harvest moratorium in these rivers. The gill net closure was implemented with little supporting data and potential benefits to striped bass stocks will be evaluated in the future (NCDMF 2022b). However, recreational fishing groups have touted the gill net closure as a conservation success, particularly for striped mullet. Striped mullet are common above the ferry lines in each river and commercial fishery participants have expressed frustration that the closure prevents harvest of striped mullet, particularly early in the year and during the summer. However, because striped mullet migrate from estuarine waters to the ocean to spawn in the fall, the gill net closures in these rivers are not considered an effective conservation measure for striped mullet. Essentially, the gill net closure acts as a harvest delay measure, where striped mullet become available to the fishery when they cross the ferry line while moving down river to spawn.

While there may be fishery benefits to this harvest delay because harvest is delayed until the fall when demand and prices are higher, the closure prevents other components of the fishery (i.e., bait and food) from occurring in the area. Given seasonal migration patterns of striped mullet and characteristics of the fishery, area closures to effectively address sustainability objectives would likely need to be so large the fishery would have limited ability to operate. In this sense, season closures accomplish the same result as area closures with more clearly defined and obtainable objectives.

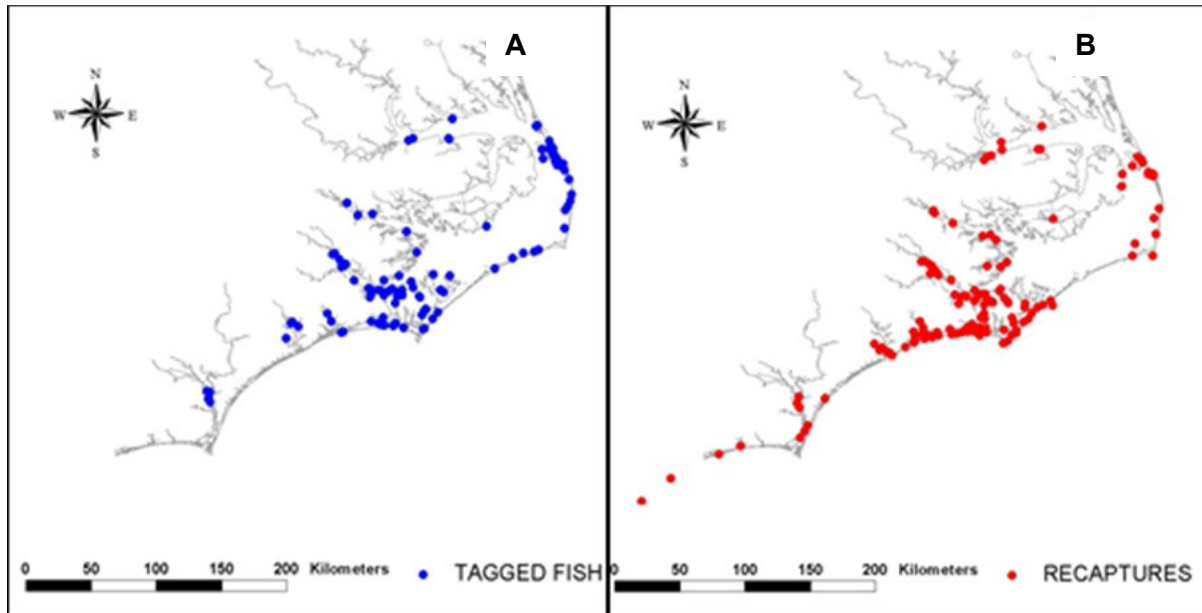


Figure 2.6. Tagging location of recaptured striped mullet (A) and recapture location for all striped mullet tag returns (B). A single dot may indicate multiple fish. From Wong (2001).

#### Option 8: Area Closures

- + No additional resources required to implement
- + No additional reporting burden on fishermen or dealers
- + Limits impacts on roe fishery
- + Limits impacts on bait fishery
- Unlikely to meet sustainability objectives
- Increased discards

#### Limited Entry

North Carolina General Statute 113-182.1 states the MFC can only recommend the General Assembly limit participation in a fishery if the commission determines sustainable harvest in the fishery cannot otherwise be achieved. The North Carolina striped mullet stock is overfished and overfishing is occurring so sustainability is a concern. However, there have never been any regulations directly limiting harvest of striped mullet in North Carolina, therefore it would be difficult to conclude limiting participation is the only way to achieve sustainable harvest. Supplement A to Amendment 1 implemented the first management measures directly limiting harvest of striped mullet in North Carolina and Amendment 2 will introduce more comprehensive measures. Success of Amendment 2 management measures can be used to gauge the need for limited entry in the future.

#### Option 9: Limited Entry

- + Likely to meet sustainability objectives
- + Limits impacts on roe fishery
- + Limits impacts on bait fishery
- Statutory requirements not met
- Additional resources required to implement
- Additional reporting burden on fishermen or dealers
- Increased discards

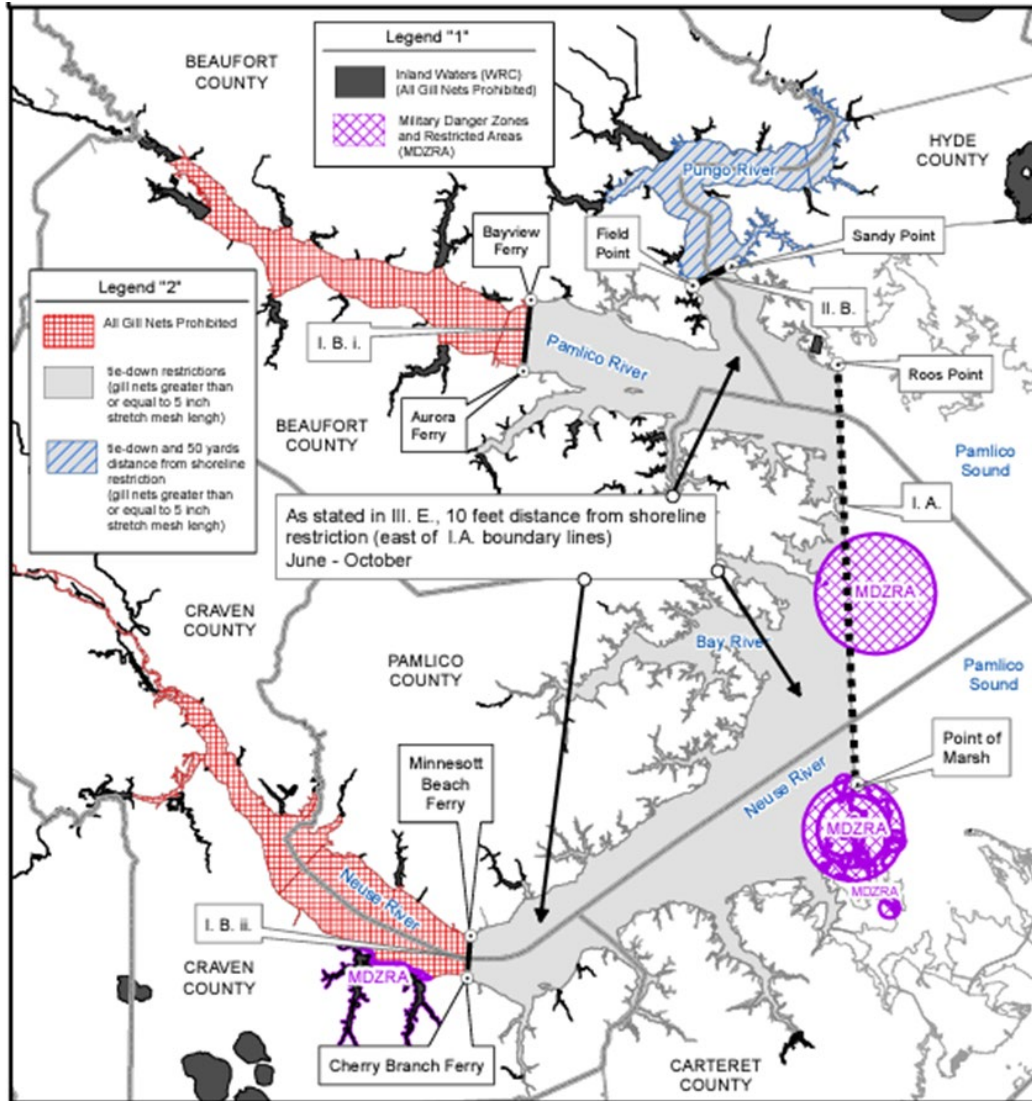


Figure 2.7. Map of the Pamlico and Neuse rivers showing existing gill net restrictions and the prohibition on the use of gill nets above the ferry line in each river.

### Adaptive Management

The current striped mullet adaptive management framework and trigger needs to be updated. Adaptive management is a structured decision-making process when uncertainty exists, with the objective to reduce uncertainty through time with monitoring. Adaptive management provides flexibility to incorporate new information and accommodate alternative and/or additional actions. The original FMP established minimum and maximum commercial landings triggers of 1.3 and 3.1 million pounds (NCDMF 2006). Amendment 1 updated the commercial landings triggers to 1.13 and 2.76 million pounds (NCDMF 2015). The triggers were set two standard deviations above or below the average commercial landings from 1994 to 2002 in the original FMP and the average commercial landings from 1994 to 2011 in Amendment 1. If annual landings fall below the minimum trigger, the DMF would investigate whether the decrease in landings is attributed to stock decline, decreased fishing effort, or both. If annual landings exceed the maximum trigger, the DMF would determine whether harvest is sustainable and what factors are driving the increase in harvest.

## DRAFT

The commercial landings trigger has only tripped once since its adoption in 2006, when commercial landings fell below the minimum landings trigger in 2016 (Figure 2.8). Commercial landings are a poor indicator of stock abundance because they can be impacted by many factors including fishing effort and market demand. In addition, fishery efficiency could maintain higher, or consistent, commercial landings even as the stock declines. The adaptive management language in Amendment 1 was also vague, providing no specifics for determining stock status or the degree to which management measures should impact the fishery or reduce harvest. Updating the adaptive management framework for striped mullet is necessary to eliminate ambiguity and provide guidance for decision making processes.

Success or failure of any given management strategy to rebuild and sustain the stock is assessed relative to the established biological reference points and can only be determined through a stock assessment. Failure to achieve projected harvest reductions does not necessarily indicate failure of a management measure. It could indicate improving stock conditions but can only be measured with an updated stock assessment. Peer reviewed stock assessments and stock assessment updates should continue to be used to guide management decisions for the North Carolina striped mullet stock. The 2022 peer reviewed stock assessment (NCDMF 2022) should be updated, at least once between full reviews of the plan to gauge success in stock rebuilding and to monitor changes in *F*. The 2022 stock assessment had a terminal year of 2019; Supplement A management measures will be implemented in 2023, and Amendment 2 management measures will be implemented, at the earliest, in 2024. Given this timeline, the earliest a stock assessment update should be completed is during 2025 with the inclusion of data from 2024, though timing of a stock assessment update is at the discretion of the division. An update will determine if management targets are being met and allow for any adjustments to management measures via adaptive management if needed.

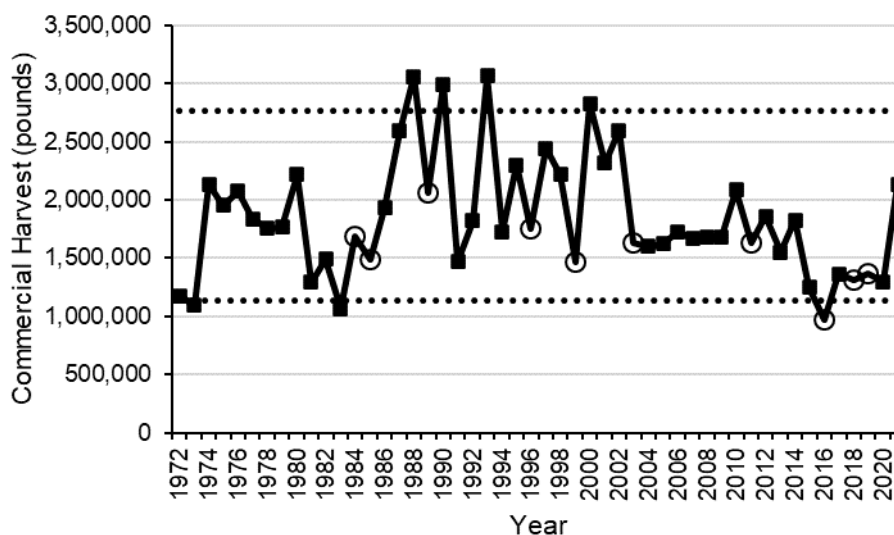


Figure 8. Striped mullet commercial landings (pounds) reported through the North Carolina Trip Ticket Program, 1972–2021 Lower dashed line (1.13 million lb.) and upper dashed line (2.76 million lb.) represent landings limits that trigger closer examination of data. Open circles represent years with significant hurricanes or storms.

The existing mullet rule, 15A NCAC 03M .0502, provides the Fisheries Director proclamation authority pursuant to 15A NCAC 03H .0103 to impose any of the following restrictions on the taking of mullet:

## DRAFT

- 1) Specify time;
- 2) Specify area;
- 3) Specify means and methods
- 4) Specify seasons
- 5) Specify size; and
- 6) Specify quantity, except as provided in Paragraph (a) of the rule.

Upon adoption of Amendment 2, the adaptive management framework will consist of the following:

### Option 10: Adaptive Management Framework

- 1) Update the stock assessment at least once in between full reviews of the FMP, timing at discretion of the division
  - a. If current management is not projected to meet management targets (management targets are SSB remaining between  $SSB_{Threshold}$  and  $SSB_{Target}$ , and  $F$  remaining between  $F_{Threshold}$  and  $F_{Target}$ ), then management measures shall be adjusted via an adaptive management update and implemented using the Fisheries Director's proclamation authority to reduce harvest to a level that is projected to meet the  $F_{Target}$  and  $SSB_{Target}$ .
  - b. If management targets are being met, then new management measures would not be needed, or current management measures could possibly be relaxed provided projections still meet management targets. When management targets are met, a striped mullet industry workgroup will be convened to discuss the possibility of "guard rail management" to maintain a sustainable harvest for the striped mullet stock.
- 2) Quantifiable management measures that may be adjusted using adaptive management include:
  - a. Season closures
  - b. Day or week closures
  - c. Trip limits
  - d. Gill net yardage or mesh size restrictions in support of the measures listed in a-c
- 3) Use of the Director's proclamation authority for adaptive management to meet management targets is contingent on:
  - a. Consultation with the Northern, Southern, and Finfish advisory committees
  - b. Approval by the Marine Fisheries Commission

Upon evaluation by the division, if a management measure adopted to achieve sustainable harvest (either through Amendment 2 or a subsequent revision) is not working as intended, then it may be revised or removed and replaced provided it conforms to steps 2 and 3 above.

### Future Monitoring

Once a stock assessment indicates the striped mullet stock has recovered and overfishing has ended the DMF will continue to monitor the stock using fishery-independent, fishery-dependent, and other data sources as part of the annual Fisheries Management Plan Review. If data indicates FMP review schedule changes are warranted, they will be recommended at the time of the annual FMP review.

## DRAFT

Table 2.18. Management measures to achieve sustainable harvest in the striped mullet fishery

Topic	Option	Description
Size Limit	1.a	Status quo – no size limit
	1.b	Minimum size limit and 3.25 ISM minimum gill net mesh size
	1.c	Minimum size limit and 3.75 or 4.0 ISM maximum gill net mesh size
	1.d	Seasonal maximum size limit and 3.75 or 4.0 ISM maximum gill net mesh size
Season Closure	2.a	No season closure
	2.b	Statewide season closure October 29–December 31
	2.c	Statewide season closure November 7–December 31
	2.d	Regional, North/South, season closure North Oct. 28–Dec. 31 South Oct. 30–Dec. 31
	2.e	Regional, North/South, season closure North Nov. 7–Dec. 31 South Nov. 10–Dec. 31
Trip Limit	3	
Day of Week Closure	4	
Combinations	5.a–q	See <a href="#">table 2.13</a>
Stop Net Fishery Management	6.a	Manage stop net fishery with same management measures applied to the rest of the fishery
	6.b	Stop Net specific catch cap
Seasonal Catch Limit	7.a	Status quo – no seasonal catch limit
	7.b	Statewide seasonal catch limit
	7.c	Regional, North/South, seasonal catch limit
Area Closures	8	
Limited Entry	9	
Adaptive Management	10	

## RECOMMENDATION

### DMF Recommendation:

The DMF recommends the following options that are projected to rebuild the striped mullet spawning stock biomass (SSB) to target:

#### Option 5n Combination of Measures

- 50 lb trip limit (Jan. 1-31 and Nov. 16 – Dec 31) (Table 2.18)
- Year-round Sat-Sun 50 lb trip limit (Table 2.18)
- 500 lb trip limit (Feb. 1 – Oct. 15) (Table 2.18)
- 30,000 lb stop net catch cap (Table 2.18)

#### Option 10: Adaptive Management Framework

## DRAFT

### APPENDIX 3. CHARACTERIZATION AND MANAGEMENT OF THE NORTH CAROLINA RECREATIONAL STRIPED MULLET FISHERY

#### ISSUE

Review available data and characterize the North Carolina recreational striped mullet fishery. Recommend potential non-quantifiable management measures in support of sustainable harvest objectives.

#### ORIGINATION

DMF

#### BACKGROUND

Striped mullet are not typically targeted by recreational anglers using hook and line though, striped mullet (*Mugil cephalus*) and white mullet (*M. curema*) are commonly used as bait fish by recreational anglers targeting a wide variety of inshore and offshore species (Nickerson 1984; NCDMF 2020). Juvenile mullet, referred to as finger mullet, caught by cast net are commonly used for bait by recreational anglers and are generally available in the summer and fall with the majority caught in July, August, September, and October (NCDMF 2020). Larger mullet are used as cut bait by anglers fishing from boats, piers, and the beach and are a popular bait used for targeting red drum (*Sciaenops ocellatus*).

The [2006 Striped Mullet FMP](#) (NCDMF 2006) characterized the cast net fishery for bait mullet and examined management measures to reduce discarding of bait mullet and prevent recreational cast netters from harvesting large amounts of bait mullet in North Carolina to sell in other states. The FMP established a possession limit of 200 mullets (white and striped in aggregate) per person per day for recreational purposes. A possession limit in the recreational fishery allows Marine Patrol to distinguish between commercial and recreational fishing operations and enforce accordingly. Marine Fisheries Commission Rule 15A NCAC 03M .0502 was amended to include section (a) “it is unlawful to possess more than 200 mullet per person per day for recreational purposes” and went into effect July 1, 2006. There are no other measures directly limiting the recreational harvest of striped mullet.

The [2022 stock assessment](#) concluded the striped mullet stock was overfished and overfishing is occurring. Development of recreational harvest estimates are described in the stock assessment report (NCDMF 2022). Briefly, annual estimates of recreational harvest (A, B1, A + B1) and associated percent standard error (PSE) values for striped mullet, white mullet, and mullet genus (striped or white mullet not identified to species) were obtained from the Marine Recreational Information Program (MRIP). Annual estimates of the average individual weight of harvested striped mullet were also obtained from MRIP. Estimates of live releases were not considered for inclusion in the stock assessment because mullet are primarily captured by recreational anglers for use as live bait and releases are assumed to have no associated post-release mortality and the assessment model only considers dead fish.

This paper further characterizes the recreational striped mullet fishery, available data, and data needs. Because estimates of recreational harvest are highly uncertain, management measures resulting in quantifiable harvest reductions cannot be recommended. Non-quantifiable management measures to support sustainable harvest and allow for recreational access to meet fishery needs are discussed.

## DRAFT

### AUTHORITY

N.C. General Statute  
G.S. 113-134 RULES  
G.S. 113-182 REGULATION OF FISHING AND FISHERIES  
G.S. 113-182.1 FISHERY MANAGEMENT PLANS  
G.S. 113-221.1. PROCLAMATIONS; EMERGENCY REVIEW  
G.S. 143B-289.52 MARINE FISHERIES COMMISSION-POWERS AND DUTIES

N.C. Rule  
15A NCAC 03M .0502 MULLET  
15A NCAC 03M .0101 MUTILATED FINFISH  
15A NCAC 03H .0103 PROCLAMATIONS, GENERAL

### DISCUSSION

#### Collection of Recreational Data

North Carolina conducts three fishery-dependent surveys to collect recreational harvest data. MRIP is the primary survey used to collect data on angler harvest from the ocean 0-3 miles from the coast and inside waters from the Virginia border south to the South Carolina border, excluding the Albemarle Sound. The Recreational Commercial Gear License (RCGL) Survey was conducted from 2002-2008 by the DMF to collect data from recreational fishermen who are licensed to harvest recreational limits of finfish using commercial gears. The third survey, which began in November 2010, is a monthly mail survey conducted to determine participation and effort of Coastal Recreational Fishing License (CRFL) holders who fish using cast nets and seines.

#### Marine Recreational Information Program

The MRIP is a national program administered through NOAA Fisheries that uses several surveys to estimate catch and effort data at a regional level. The Access Point Angler Intercept Survey (APAIS) provides the catch rates and species composition from anglers fishing in estuarine or marine waters (not freshwater). Anglers who have completed a fishing trip are intercepted and interviewed to gather catch and demographic data, including fishing mode (charter boat, private/rental boat, beach/bank, and man-made structures), area fished, and wave (each two-month sampling period). The MRIP implemented the Fishing Effort Survey (FES) in 2018, an improved methodology of the prior effort survey (Coastal Household Telephone Survey). The data from the APAIS and FES are combined to provide estimates of the total number of fish caught, released, and harvested. Additionally, information is collected on the weight of the harvest, total number of trips, and the number of people participating in marine recreational fishing. Additional information on MRIP is available through the [NOAA MRIP Website](#).

Striped mullet landings reported through MRIP are available at the species level through direct observation; however, releases are not observed and therefore are only available at the genus level, which includes both striped mullet and white mullet. Juvenile striped mullet and white mullet are not easily distinguished by recreational anglers, and harvest levels reported through MRIP at the species level are imprecise for both striped mullet and white mullet. To estimate species-level recreational harvest of striped mullet more accurately, the sum of recreational harvest reported for striped mullet and a proportion (29%) of the recreational harvest reported at the mullet genus level are used. This proportion was derived from a study by the DMF, indicating that about 29% of mullet harvested using cast nets are striped mullet (NCDMF 2006). The option to record harvest at the genus level for unobserved harvest of mullet only became available in 2002, therefore, MRIP estimates for recreational striped mullet harvest prior to 2002 are unreliable. Additionally,



**DRAFT**

recreational harvest is estimated by the number of fish harvested rather than in pounds because most mullet reported by anglers are not observed or weighed.

Estimates for recreational harvest of striped mullet peaked in 2002 and 2003 at about six million and four million fish harvested, respectively (Table 3.1). This increase coincides with an increase in commercial harvest (see Commercial Fishery section) and appears to be the result of increased striped mullet abundance. From 2004 to 2017, recreational harvest fluctuated between roughly 1 million and 1.8 million fish, then dropped to around 500 thousand fish harvested per year until 2021 when harvest increased to about 1.5 million fish (Table 3.1). The decline in harvest from 2018-2020 was likely the result of decreased striped mullet abundance and management measures that significantly shortend the recreational fishing season for southern flounder (*Paralichthys lethostigma*), a fishery where live finger mullet are a popular bait.

Table 3.1. Recreational harvest (number of fish landed) of striped mullet and mullet genus estimated from MRIP sampling for 2002 to 2021. Type A harvest is observed while Type B1 harvest is reported by the angler and never observed. Proportional standard error (PSE) values greater than 50 indicate an imprecise estimate (highlighted gray).

Year	Striped Mullet		Mullet Genus		Striped Mullet from Mullet Genus (29%)	Striped Mullet + Mullet Genus
	Harvest (A+B1)	PSE	Harvest (B1)	PSE	Harvest (B1)	Striped Mullet Total Harvest
2002	4,668,427	18.0	4,480,197	36.3	1,299,257	5,967,684
2003	3,368,881	29.6	2,487,885	20.4	721,487	4,090,368
2004	5,496	101.7	4,790,382	16.1	1,389,211	1,394,707
2005	10,795	61.5	4,487,719	21.4	1,301,439	1,312,234
2006	15,706	63.5	3,599,098	21.4	1,043,738	1,059,444
2007	301,004	81.3	5,052,995	22.3	1,465,369	1,766,373
2008	3,458	65.0	4,097,156	14.4	1,188,175	1,191,633
2009	83,480	90.6	3,736,571	14.3	1,083,606	1,167,086
2010	126,250	44.7	4,113,171	14.3	1,192,820	1,319,070
2011	80,267	28.6	3,653,514	14.3	1,059,519	1,139,786
2012	351,960	79.5	3,510,395	16.3	1,018,015	1,369,975
2013	150,020	53.9	4,493,166	20.5	1,303,018	1,453,038
2014	50,381	67.0	4,490,722	26.2	1,302,309	1,352,690
2015	142,696	64.5	4,405,800	21.5	1,277,682	1,420,378
2016	29,965	50.6	5,039,891	55.6	1,461,568	1,491,533
2017	37,791	43.9	5,170,318	55.2	1,499,392	1,537,183
2018	35,565	59.3	1,564,676	31.7	453,756	489,321
2019	324,986	52.0	817,596	25.3	237,103	562,089
2020	323,102	43.2	719,908	23.2	208,773	531,875
2021	1,194,213	73.6	1,002,195	31.6	290,637	1,484,850

Recreational striped mullet harvest increases beginning in May and June, coinciding with increasing recreational fishing effort, and peaks in September and October (Table 3.2, Figure 3.1). A cast net study conducted by the DMF in 2002 and 2003 found the composition of cast net catches was primarily white mullet but in November, striped mullet were 74% of the catch (NCDMF 2006). White mullet were a higher proportion of the catch at ocean or inlet stations compared to estuarine stations which had a higher percentage of striped mullet.

Table 3.2. Recreational harvest (number of fish landed) of striped mullet and mullet genus by wave estimated from MRIP sampling, 2002-2021. Striped mullet assumed as 29% of mullet genus.

Year	Wave	Striped Mullet	Mullet Genus	Striped Mullet from Mullet Genus (29%)	Striped Mullet + Mullet Genus
		Harvest (A+B1)	Harvest (B1)	Harvest (B1)	Striped Mullet Total Harvest
2017	Jan/Feb	.	.	.	.
2017	Mar/Apr	.	82,931	24,050	24,050
2017	May/June	27,708	284,430	82,485	110,193
2017	Jul/Aug	8,505	354,629	102,842	111,347
2017	Sep/Oct	1,579	4,432,737	1,285,494	1,287,073
2017	Nov/Dec	.	15,590	4,521	4,521
2018	Jan/Feb	.	.	.	.
2018	Mar/Apr	.	.	.	.
2018	May/June	2,239	136,595	39,613	41,852
2018	Jul/Aug	18,993	750,891	217,758	236,751
2018	Sep/Oct	13,505	457,709	132,736	146,241
2018	Nov/Dec	828	219,480	63,649	64,477
2019	Jan/Feb	.	.	.	.
2019	Mar/Apr	.	32,700	9,483	9,483
2019	May/June	11,773	86,637	25,125	36,898
2019	Jul/Aug	82,801	280,921	81,467	164,268
2019	Sep/Oct	217,317	367,020	106,436	323,753
2019	Nov/Dec	13,096	50,318	14,592	27,688
2020	Jan/Feb	1,648	1,540	447	2,095
2020	Mar/Apr	.	21,050	6,105	6,105
2020	May/June	6,308	78,303	22,708	29,016
2020	Jul/Aug	40,470	239,694	69,511	109,981
2020	Sep/Oct	274,675	370,617	107,479	382,154
2020	Nov/Dec	.	8,704	2,524	2,524
2021	Jan/Feb	.	6,340	1,839	1,839
2021	Mar/Apr	7,087	.	.	7,087
2021	May/June	1,336	144,319	41,853	43,189
2021	Jul/Aug	21,670	292,846	84,925	106,595
2021	Sep/Oct	1,164,119	558,690	162,020	1,326,139
2021	Nov/Dec	.	.	.	.

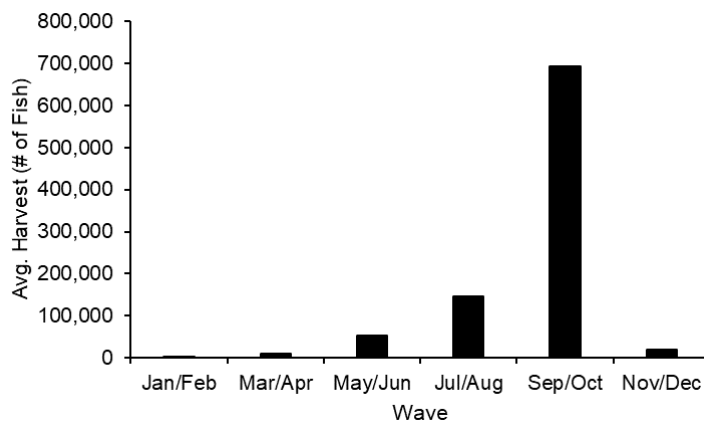


Figure 3.1. Average number of striped mullet harvested by the recreational fishery by wave based on MRIP estimates for 2017 to 2021.

The average length of striped mullet encountered in the North Carolina MRIP survey has ranged from a minimum of 7.2 inches (182 mm) in 2009 to a maximum of 13.6 inches (345 mm) in 2005 (Table 3.3). Because of small sample sizes, average lengths in almost all years of the time series are associated with high degrees of imprecision and are not considered reliable for characterizing recreational mullet harvest. Typically, only the largest mullet harvested by anglers are available

**DRAFT**

to be sampled by MRIP staff. Most mullet harvested for use as bait are released prior to returning to the dock. The cast net survey conducted by DMF found striped mullet in cast net samples ranging from 1.9-15.3 inches FL (50-390 mm) with 76% of the fish from 2.8-5.5 inches FL (70-140 mm; NCDMF 2006; Figure 3.2). White mullet from cast net samples ranged from 1.6-7.4 inches FL (40-190 mm) with 98% of the fish between 2.4-5.9 inches FL (60-50 mm). Sub-adult and adult striped mullet were occasionally caught in the independent samples, but no sub-adult or adult white mullet were captured.

Table 3.3. Average length and weight of individual striped mullet intercepted by APAIS interviewers in North Carolina, 2002–2021. Proportional standard error (PSE) values greater than 50 indicate an imprecise estimate (highlighted gray).

Year	Avg Length (in)	PSE	Avg Weight (lb)	PSE
2002	8.2	26.0	0.4	30.2
2003	9.2	44.9	0.4	48.8
2004	10.0	143.8	0.4	143.8
2005	13.6	87.2	1.3	88.1
2006	11.9	86.4	0.9	83.1
2007	10.6	113.5	0.7	110.4
2008	10.8	90.9	0.7	90.6
2009	7.2	122.9	0.2	110.1
2010	10.4	63.7	0.9	73.2
2011	10.7	41.4	0.7	48.0
2012	10.5	112.5	0.7	112.8
2013	10.8	74.9	0.9	76.8
2014	12.9	96.4	1.1	97.0
2015	12.4	91.7	1.3	94.9
2016	11.9	71.7	0.9	72.3
2017	10.8	62.3	0.7	61.8
2018	10.9	83.3	0.7	82.0
2019	12.5	73.9	1.1	77.0
2020	13.4	63.1	1.5	67.8
2021	7.8	100.6	0.2	92.1

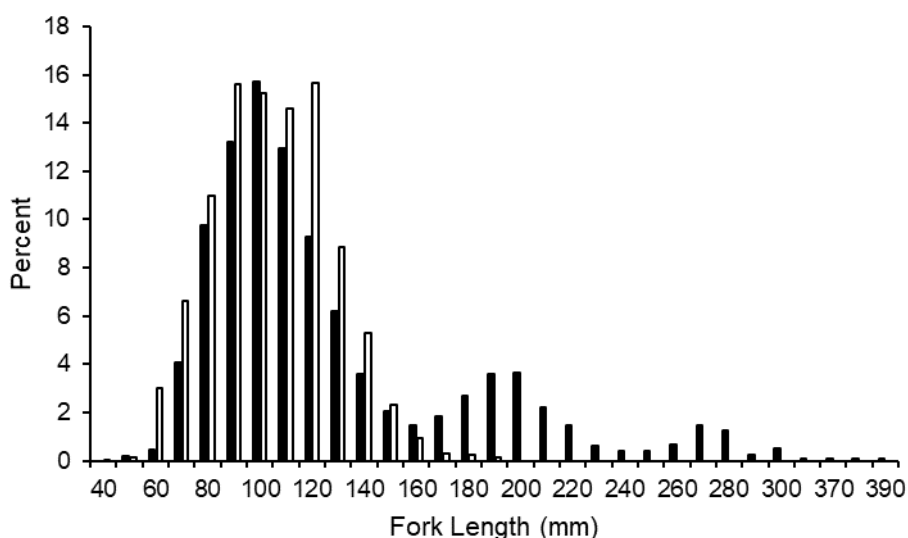


Figure 3.2. Length-frequency distributions of striped mullet (black bars) and white mullet (white bars) collected in the DMF fisheries-independent cast net study, 2002-2003.

### Recreational Commercial Gear Landings

Harvest data from the Recreational Commercial Gear License (RCGL) survey were collected from 2002 to 2008. The program was discontinued in 2009 due to a lack of funding and the minimal contributions from RCGL to overall harvest. From 2002 to 2008, it is estimated that RCGL holders harvested an average of 41,512 pounds per year (Table 3.4). Estimated landings of striped mullet by RCGL holders peaked in 2002 and 2008, the first and final years of the survey. See [Amendment 1 to the Striped Mullet Fishery Management Plan](#) for a detailed summary of RCGL landings and effort (NCDMF 2015). Since the discontinuation of the RCGL survey in 2008, the number of RCGL issued each year has declined. In 2008, 5,503 RCGL were issued and in 2021, 2,143 RCGL were issued (NCDMF 2022a). It is unlikely harvest from this license type has increased substantially, particularly as additional restrictions have been placed on the use of gill nets.

Table 3.4. North Carolina RCGL number of striped mullet harvested, pounds harvested, number released, and total number caught. Estimates are from a RCGL survey conducted from 2002-2008.

Year	Number Harvested	Pounds Harvested	Number Released	Total Number
2002	66,305	64,213	6,549	72,854
2003	28,757	24,774	3,514	32,270
2004	34,736	35,947	2,875	37,611
2005	35,888	36,314	3,492	39,380
2006	38,175	37,385	5,352	43,527
2007	35,472	40,168	7,449	42,921
2008	51,465	51,785	9,207	60,672

### Coastal Recreational Fishing License Survey

In October 2011, the DMF began a [mail survey](#) to develop catch and effort estimates for recreational cast net and seine use. The mail survey was established as a direct response to a lack of precision in MRIP estimates for difficult to sample or overlooked recreational fisheries and activities. The survey does not distinguish between striped and white mullet and all data should be interpreted with caution because the ratio of striped mullet to white mullet in the recreational catch differs between seasons and areas of the state. Estimates from the DMF CRFL mail survey vary by month but generally peak between July and October, consistent with MRIP harvest estimates. The mail survey is a good source of recreational mullet effort, catch, and harvest information because of the relatively high precision of estimates.

Between 2012 and 2021, estimated annual harvest by cast nets of striped and white mullet from the mail survey ranged from 347,187 fish in 2018 to 942,521 fish in 2015 and the estimated number of trips that harvested mullet ranged from 88,939 trips in 2018 to 206,876 trips in 2015 (Table 3.5).

Additional sampling effort should focus on better characterizing the recreational fishery for striped mullet by contextualizing data collected by the CRFL Mail Survey through fishery-independent sampling. Characterization of cast net fishery catch composition was completed by the DMF in 2002-2003. While these data have been important for understanding the recreational fishery, particularly the proportion of striped mullet in the cast net harvest, updating the study in the context of the current recreational fishery, should be completed. Further sampling should be stratified based on effort, timing and locations reported in the CRFL Mail Survey and, in addition to collecting species composition information, should focus on collecting length and age data.

DRAFT

Table 3.5. Total mullet (striped and white) harvest (numbers of fish), releases, catch and effort from the Coastal Recreational Fishing License Survey by wave, 2012-2021. Proportional standard error (PSE) values greater than 50 indicate an imprecise estimate (highlighted gray).

Year	Wave	Total Effort	PSE	Total Mullet Harvest	PSE	Total Mullet Release	PSE	Total Mullet Catch	PSE
2021	Jan/Feb	10,518	27.9	15,365	61.1	4,615	56.7	19,980	57.7
	Mar/Apr	50,726	29.9	52,766	42.7	14,592	46.4	67,358	42.0
	May/June	45,681	11.8	133,646	26.9	34,978	50.6	168,624	26.9
	Jul/Aug	41,346	15.3	254,681	22.8	69,914	24.5	324,594	20.7
	Sep/Oct	65,736	11.4	582,176	24.5	169,786	25.5	751,961	21.1
	Nov/Dec	36,335	14.6	183,488	27.2	57,966	29.4	241,453	26.9
	Total	250,379	9.3	1,222,120	14.2	351,850	15.9	1,573,970	12.8
2020	Jan/Feb	11,690	23.9	8,878	37.9	1,077	53.3	9,955	36.8
	Mar/Apr	11,799	17.5	25,426	29.9	4,549	47.5	29,975	29.7
	May/June	24,586	16.9	51,327	21.1	19,058	31.5	70,385	20.6
	Jul/Aug	64,789	14.8	152,144	21.3	78,864	25.8	231,008	19.8
	Sep/Oct	34,501	13.0	254,362	18.0	56,512	18.5	310,874	16.8
	Nov/Dec	26,203	14.9	136,348	19.6	46,406	22.1	182,754	18.7
	Total	173,568	7.6	628,485	10.5	206,466	13.0	834,951	9.9
2019	Jan/Feb	12,139	18.4	27,088	35.1	7,351	33.7	34,439	32.7
	Mar/Apr	9,674	21.4	11,023	37.4	3,517	47.8	14,540	34.7
	May/June	44,262	14.5	143,824	21.9	35,856	25.0	179,680	20.9
	Jul/Aug	39,904	14.5	210,967	20.3	122,890	33.6	333,857	20.8
	Sep/Oct	40,143	13.3	219,358	14.8	124,146	22.7	343,504	15.3
	Nov/Dec	16,819	20.1	76,555	30.7	27,125	33.3	103,680	30.0
	Total	162,941	7.1	688,815	10.0	320,885	16.5	1,009,700	10.2
2018	Jan/Feb	4,121	30.4	3,935	65.2	450	70.5	4,385	62.1
	Mar/Apr	8,950	20.8	16,051	41.4	4,560	43.2	20,611	39.5
	May/June	32,021	14.3	58,694	25.2	12,577	29.5	71,271	24.8
	Jul/Aug	11,125	20.3	43,317	24.2	13,418	33.4	56,735	24.5
	Sep/Oct	11,832	71.1	139,578	72.5	56,912	85.8	196,490	76.1
	Nov/Dec	20,890	16.3	85,612	18.4	20,987	23.6	106,599	18.4
	Total	88,939	12.1	347,187	30.1	108,904	45.4	456,091	33.5
2017	Jan/Feb	6,178	25.3	7,047	55.9	994	70.9	8,042	56.7
	Mar/Apr	16,513	15.9	36,630	25.7	13,572	30.5	50,202	26.3
	May/June	37,371	13.2	175,562	20.3	56,093	21.8	231,656	19.4
	Jul/Aug	54,353	13.8	218,395	15.6	89,636	19.3	308,031	15.0
	Sep/Oct	41,186	13.8	195,901	15.9	54,855	24.7	250,756	16.1
	Nov/Dec	27,259	14.4	89,393	18.6	24,847	28.1	114,240	18.9
	Total	182,861	6.7	722,929	8.8	239,998	11.3	962,927	8.7
2016	Jan/Feb	11,910	27.1	6,927	51.1	3,283	73.2	10,210	55.4
	Mar/Apr	13,803	20.5	17,333	44.5	1,238	63.5	18,571	42.0
	May/June	39,127	13.7	141,203	25.2	47,699	29.9	188,903	23.6
	Jul/Aug	51,085	11.8	306,614	18.3	109,938	22.3	416,552	17.7
	Sep/Oct	41,325	12.1	173,517	18.6	26,096	21.3	199,613	17.2
	Nov/Dec	34,673	16.3	102,800	26.5	31,637	33.1	134,437	27.0
	Total	191,922	6.4	748,394	10.9	219,892	14.3	968,286	10.7
2015	Jan/Feb	6,730	25.4	19,540	38.2	3,060	52.0	22,600	37.0
	Mar/Apr	13,981	18.5	25,446	28.2	5,880	33.6	31,326	27.9
	May/June	50,315	12.1	147,726	17.8	50,052	25.7	197,778	16.9
	Jul/Aug	71,656	10.7	400,123	13.9	156,696	19.1	556,819	14.1
	Sep/Oct	40,078	10.6	232,037	15.4	43,801	19.1	275,837	15.1
	Nov/Dec	24,116	17.8	117,650	21.6	36,550	26.2	154,200	21.9
	Total	206,876	6.0	942,521	8.4	296,039	12.2	1,238,561	8.5
2014	Jan/Feb	5,206	25.0	12,023	46.3	1076	57.9	13,099	44.3
	Mar/Apr	16,131	19.0	13,949	45.0	1,859	60.3	15,807	43.0
	May/June	35,945	13.5	110,839	20.8	28,262	22.4	139,101	19.5
	Jul/Aug	52,883	13.7	208,730	18.1	63,626	19.8	272,356	16.8
	Sep/Oct	63,224	12.7	362,912	14.6	136,337	16.4	499,250	13.5

## DRAFT

Year	Wave	Total Effort	PSE	Total Mullet Harvest	PSE	Total Mullet Release	PSE	Total Mullet Catch	PSE
	Nov/Dec	23,867	14.5	74,605	19.7	20,344	26.7	94,949	19.2
	Total	197,257	6.8	783,058	9.4	251,504	11.1	1,034,561	8.9
2013	Jan/Feb	13,053	18.3	57,047	30.0	7,862	36.4	64,909	29.7
	Mar/Apr	9,079	23.4	20,839	41.4	4,021	49.4	24,860	41.4
	May/June	24,541	11.8	65,072	24.4	21,957	30.5	87,030	24.8
	Jul/Aug	41,197	11.3	324,616	16.2	121,012	21.7	445,628	15.9
	Sep/Oct	25,872	16.3	159,790	20.9	39,065	26.1	198,855	19.8
	Nov/Dec	25,544	15.3	83,943	21.1	35,592	31.0	119,534	21.5
	Total	139,286	6.3	711,307	10.1	229,509	13.9	940,816	9.9
2012	Jan/Feb	10,484	22.1	23,346	32.8	9,050	42.3	32,395	32.4
	Mar/Apr	9,734	19.8	17,055	32.0	3,931	57.2	20,986	31.8
	May/June	20,903	12.5	84,180	25.7	26,845	32.9	111,025	23.9
	Jul/Aug	32,810	13.3	181,667	19.6	76,701	26.0	258,368	18.3
	Sep/Oct	30,377	11.2	292,859	13.0	72,004	16.1	364,862	12.6
	Nov/Dec	21,315	15.8	94,155	21.1	31,676	26.7	125,831	20.7
	Total	125,623	6.2	693,262	8.9	220,205	12.2	913,467	8.6

### Non-Quantifiable Management Options

Because of uncertainty in recreational harvest estimates, it is not possible to calculate harvest reductions from any specific management measure. Assumptions about species composition and imprecision of harvest estimates at the wave (two month) level prevent quantifying harvest reductions from season closures and bag limits. A lack of length composition information prevents calculation of harvest reductions from size limits. However, stock assessment sensitivity runs using alternative proportions of striped mullet in recreational landings had very little effect on model outputs and stock status (NCDMF 2022b). Regardless of recreational fishery magnitude or importance, implementing management on the commercial fishery without limiting recreational harvest could shift effort and have the potential to complicate enforcement. For example, the commercial striped mullet fishery supplies significant amounts of live and dead mullet to bait shops, which are purchased by recreational anglers for use as bait. If limits are put on commercial harvest, recreational anglers could increase directed effort for mullet to continue meeting the need for bait.

Whether recreational harvest reductions are quantifiable or not, sustainability objectives should be consistent between commercial and recreational fisheries management. Management options can be developed for the recreational fishery allowing for traditional resource use while supporting sustainability objectives.

If management measures like size limits, season closures, or day of week closures are adopted for the commercial fishery the same measures could be applied equally to the recreational fishery. However, given differing resource uses and fishery characteristics between the commercial and recreational fisheries, it is likely unnecessary to manage the sectors jointly. Using available data for guidance, specific management measures for the recreational fishery should be considered allowing for traditional use while supporting sustainability objectives.

### Bag and Size Limits

The 200 fish bag limit established in the [Striped Mullet FMP](#) does little to limit recreational harvest (Table 3.6). Most recreational trips that harvest mullet harvest fewer than 25 fish (Table 3.6). Reducing the bag limit further could prevent excessive recreational harvest of finger mullet while continuing to meet fishery demands. In addition, a vessel limit could be implemented in addition to an individual bag limit to prevent excessive harvest and waste. Cast net sampling indicates

## DRAFT

most finger mullet captured in cast nets are white mullet, and sub-adult and adult white mullet are rarely encountered in North Carolina waters (NCDMF 2006). A recreational bag limit of 50 fish and vessel limit of 100 fish would be sufficient to meet the needs of 97% of anglers who harvest mullet recreationally (Table 3.6) and most of the harvest would likely be white mullet. Members of the Striped Mullet FMP Advisory Committee were in favor of managing the recreational striped mullet fishery separate from the commercial fishery and suggested reducing the bag limit as a good approach. Specifically, members of the AC supported reducing the bag limit somewhere in the range of 50-100 fish per person per day and expressed support for measures similar to those used to manage the Florida recreational mullet fishery including a 50 fish bag limit and vessel limit of 100 fish per vessel from February 1 through August 31 and 50 fish per vessel from September 1 through January 31.

Implementing a reduced bag limit for mullet over a certain size would specifically prevent excessive harvest of striped mullet and could be implemented specifically during the spawning season to reduce harvest on the spawning stock while allowing continued harvest of finger mullet. For example, implementing a bag limit on mullet greater than 8-inches (Figure 3.2), would still allow harvest of finger mullet, which are primarily white mullet and prevent excessive recreational harvest of larger mullet. A bag limit, somewhere in the range of 10-25 mullet greater than 8-inches would allow continued use of striped mullet as cut bait. There was not strong support for size specific bag limits from members of the FMP AC. Because of difficulty catching larger mullet in cast nets, AC members felt minimal harvest of these larger fish occurred but wanted to be able to catch these fish in large quantities when they were available for use as cut bait.

Table 3.6. Frequency and percentage of recreational anglers harvesting mullet by harvest bin, 2002-2021.

Number Harvested	Frequency	Percent
1-25	2,644	85
26-50	386	12
51-75	34	1
56-100	19	1
101-150	8	<0.1
151-200	5	<0.1
200+	7	<0.1
Total	3,103	100

### Option 1. Recreational Vessel and Bag Limit

#### a. Status Quo

- + No new regulations
- + Allows continuation of fishery that mostly harvests white mullet
- Does not reduce harvest of striped mullet
- No preferential protection for largest fish

#### b. Reduce Recreational Bag Limit (50 fish)

- + Provides some reduction in striped mullet harvest
- + Allows continuation of fishery that mostly harvests white mullet
- No preferential protection for largest fish
- Discarding could occur

#### c. Reduce Recreational Bag Limit (50 fish) and Implement Vessel Limit (100 fish)

- + Provides some reduction in striped mullet harvest
- + Allows continuation of fishery that mostly harvests white mullet
- No preferential protection for largest fish

## DRAFT

- Discarding could occur
- d. Bag Limit (10, 15, 20, 25, etc.) for Fish Over 8-Inches
  - + Provides some reduction in striped mullet harvest
  - + Allows continuation of fishery that mostly harvests white mullet
  - + Directs harvest to finger mullet which may experience high natural mortality
  - + Provides preferential protection for largest fish
  - + Allow larger mullet to be harvested for personal consumption or cut bait
  - Limits use of larger mullet for personal consumption and cut bait
  - Discarding could occur
- e. Seasonal (October-December) Bag Limit (10, 15, 20, 25, etc.) for Fish Over 8-Inches
  - + Provides some reduction in striped mullet harvest
  - + Allows continuation of fishery that mostly harvests white mullet
  - + Directs harvest to finger mullet which may experience high natural mortality
  - + Provides preferential protection for largest fish
  - + Allow larger mullet to be harvested for personal consumption or cut bait
  - + Limits harvest during spawning season
  - Limits use of larger mullet for personal consumption and cut bait
  - Discarding could occur

For Hire Vessel operations often harvest mullet ahead of time for their customers to use as bait during charter and head boat trips. Because For Hire licenses allow vessels in North Carolina to carry six or more passengers, For Hire Vessel operations may use more mullet as bait during fishing trips than typical recreational fishing vessels. If a vessel limit for mullet is implemented, it could be applied equally to both private vessel trips and For Hire Vessel trips; however, this would not allow for traditional use of mullet in the For Hire fishery. Implementing a vessel limit specific to For Hire Vessels (as defined in G.S. § 113-174) while engaged in For-Hire Vessel operations, would limit excessive recreational harvest of striped mullet while continuing to meet fishery demands. A similar strategy is currently used to manage the For Hire cobia fishery in North Carolina.

Alternatively, the individual bag limit could be applied to all passengers on board and the vessel limit could be suspended during For Hire Vessel operations, allowing for traditional use of the fishery while limiting harvest. In this scenario, the maximum number of mullet allowed to be held onboard for use as bait prior to the beginning of a trip, during a trip, or after a trip is completed would be the individual bag limit multiplied by the number of customers allowed on the vessel. During a trip, the number of mullet in possession to be harvested could not exceed the individual bag limit multiplied by the number of anglers onboard the vessel during the trip. The For Hire Vessel trip would be defined as a period of time in which fishing is conducted, beginning when the vessel leaves port and ending when the vessel returns to port. A similar strategy has been implemented by the Atlantic States Marine Fisheries Commission's Addendum III to Amendment 1 to the Interstate Fishery Management Plan for Atlantic Croaker to allow For Hire Vessel operations to use live Atlantic croaker as bait.

### Option 2. For Hire Vessel and Bag limit

- a. Reduce Recreational Bag Limit (50 fish), Implement Vessel Limit (100 fish), and Implement For Hire Vessel Limit (500 fish, etc.)
  - + Provides some reduction in striped mullet harvest
  - + Allows continuation of fishery that mostly harvests white mullet
  - + Allows for traditional use of fishery while engaged in For Hire Vessel operation



## DRAFT

- No preferential protection for largest fish
- Discarding could occur

b. Reduce Recreational Bag Limit (50 fish) with an Exception for For Hire Vessel Operations to Possess a Bag Limit for the Number of Anglers They are Licensed to Carry (Including in Advance of a Trip).

- + Provides some reduction in striped mullet harvest
- + Allows continuation of fishery that mostly harvests white mullet
- + Allows for traditional use of fishery while engaged in For-Hire Vessel operation
- No preferential protection for largest fish
- Discarding could occur

c. Reduce Recreational Bag Limit (50 fish) and Implement Vessel Limit (100 fish) with an Exception for For Hire Vessel Operations to Possess a Bag Limit for the Number of Anglers They are Licensed to Carry (Including in Advance of a Trip).

- + Provides some reduction in striped mullet harvest
- + Allows continuation of fishery that mostly harvests white mullet
- + Allows for traditional use of fishery while engaged in For-Hire Vessel operation
- No preferential protection for largest fish
- Discarding could occur

d. Mirror Option 1 management decision

### Adaptive Management

[See Appendix 2](#). If adaptive management is adopted as part of Amendment 2, the specifications would apply to the commercial and recreational fisheries for mullet.

Table 3.7. Management options for recreational harvest of striped mullet.

Topic	Option	Description
<u>Vessel and Bag Limit Options</u>	1.a	Status Quo
	1.b*	Reduce Recreational Bag Limit (50 fish)
	1.c	Reduce Recreational Bag Limit (50 fish) and Implement Vessel Limit (100 fish)
	1.d	Bag limit (10, 15, 20, 25, etc.) for Fish Over 8-inches
	1.e	Seasonal (October-December) Bag Limit (10, 15, 20, 25, etc.) for Fish Over 8-inches
<u>For Hire Vessel Operations Options</u>	2.a	Reduce Recreational Bag Limit (50 fish), Implement Vessel Limit (100 fish), and Implement For Hire Vessel Limit (500 fish, etc.)
	2.b*	Reduce Recreational Bag Limit (50 fish) with an exception for For Hire Vessel Operations to Possess a Bag Limit for the Number of Anglers They are Licensed to Carry (Including in Advance of a Trip)
	2.c	Reduce Recreational Bag Limit (50 fish) and Implement Vessel Limit (100 fish) with an exception for For Hire Vessel Operations to Possess a Bag Limit for the Number of Anglers They are Licensed to Carry (Including in Advance of a Trip)
	2.d	Mirror Option 1 Management Decision

\*Indicates option recommended by the Striped Mullet Plan Development Team (PDT)

## DRAFT

### PROPOSED RULE(S)

No rule changes are necessary. Existing MFC rule 15A NCAC 03M .0502(b) delegates authority to the Fisheries Director to issue a proclamation to implement any of the management options proposed in Amendment 2.

#### "Mullet" Rule (15A NCAC 03M .0502)

Existing MFC rule 15A NCAC 03M .0502(b), "Mullet", delegates authority to the Fisheries Director to issue a proclamation to implement any of the management options proposed in Amendment 2. The Fisheries Director, consistent with the variable conditions provided in 15A NCAC 03H .0103 including compliance with FMPs, may impose any of the following restrictions on the taking of mullet:

- (1) specify time;
- (2) specify area;
- (3) specify means and methods;
- (4) specify season;
- (5) specify size; and
- (6) specify quantity, except as provided in Paragraph (a) of this Rule.

Paragraph (a) of the rule sets a fixed maximum possession limit of 200 mullet per person per day for recreational purposes. However, given the current stock status this rule will likely be amended in the second round of the periodic review of rules (G.S. § 150B-21.3A) in the late 2020s, to remove the recreational bag limit of 200 mullet. If changes to the bag limit are needed before that time, the Fisheries Director has authority to suspend this portion of the rule (15A NCAC 03I .0102). Potentially amending the rule to remove the bag limit during the next periodic review of the rule would simplify the process for implementing management measures for the Striped Mullet FMP.

#### *"Mutilated Finfish" Rule (15A NCAC 03M .0101)*

The MFC originally adopted the "Mutilated Finfish" rule (15A NCAC 03M .0101) in 1991 with the intent of providing added resource protection for finfish species subject to a size or bag limit. In response to the 200 fish bag limit for mullet, in July 2006, the rule was amended to add mullet as an exception, otherwise the use of mullet as cut bait would not have been allowed to continue. At that time, overfishing of the striped mullet stock was not occurring and the 200 fish bag limit was high enough there was little concern about enforceability.

However, the rule did not provide flexibility to manage variable conditions for species commonly used as cut bait, particularly when new regulations implemented to meet sustainability objectives (i.e., size or bag limits) make species subject to this rule. The MFC proposed amendments to the April 1, 2019 version of the rule in August 2022 to read:

#### 15A NCAC 03M .0101                    MUTILATED FINFISH

*It shall be unlawful to possess aboard a vessel or while engaged in fishing any species of finfish that is subject to a ~~size or harvest restriction~~ possession limit, including size limit, recreational bag limit, commercial trip limit, or season, without having head and tail attached, unless otherwise specified in a rule of the Marine Fisheries Commission or a proclamation issued pursuant to a rule of the Marine Fisheries Commission.*

- (1)     ~~mullet when used for bait;~~*

## DRAFT

- (2) ~~hickory shad when used for bait, provided that not more than two hickory shad per vessel or fishing operation may be cut for bait at any one time; and~~
- (3) ~~tuna possessed in a commercial fishing operation as provided in rule .0520 of this Subchapter.~~

The use of mullet as cut bait is an enforcement issue, not a conservation issue but given the updated stock status for striped mullet and the need to implement conservation measures to rebuild the striped mullet stock, removing the mullet exception from the "Mutilated Finfish" rule is justified to support enforcement of sustainability measures like bag or size limits within the context of the "Mullet" rule and any proclamation issued under its authority. The use of mullet as cut bait should continue, to allow for traditional use and to meet stakeholder preferences.

In June 2023, the N.C. Rules Review Commission (RRC) objected to the amendments proposed to the "Mutilated Finfish" rule for unclear or ambiguous language (G.S. § 150B-21.9(a)(2)). In October 2023, the RRC returned the "Mutilated Finfish" rule to the MFC in accordance with the requirements of Section 21.2.(m) of Session Law 2023-134. The law change resulted in a situation where the MFC was unable to address the RRC's earlier objection within the prescribed time limit. Nothing from that action would prevent a new proposed amendment to be pursued.

The amended "Mutilated Finfish" rule would have allowed the Fisheries Director to use proclamation authority that is set forth in other MFC rules (like the "Mullet" rule) to allow the use of any species as cut bait, subject to the Fisheries Director's discretion consistent with the variable conditions provided in 15A NCAC 03H .0103, including compliance with FMPs. This option would simplify the rule by including all requirements for a specific species within the same rule or proclamation.

## RECOMMENDATION

### DMF Recommendation:

Recreational individual bag limit of 50 fish

Exception for For Hire Vessel Operations to Possess a Bag Limit for the Number of Anglers They are Licensed to Carry (Including in Advance of a Trip)

Adopt proposed adaptive management framework (See Appendix 2).

## REFERENCES

- Able, Kenneth W, and P Michael Fahay. 1998. *The First Year in the Life of Estuarine Fishes in the Middle Atlantic Bight*. Rutgers University Press.
- Ajah, P. O., and S. A. Udoh. 2013. "Food and feeding habits, condition factor and length-weight relationships of *Mugil cephalus* and *Pseudotolithus elongatus* in Cross River estuary, Cross River State, Nigeria." *Tropical Freshwater Biology* 21(2): 59-70.
- Anderson, William W. 1958. "Larval development, growth, and spawning of striped mullet (*Mugil cephalus*) along the south Atlantic coast of the United States." *Fishery Bulletin* 144: (Fishery Bulletin 144:501-519) 501-519.
- Apekin, V. S., and N. I. Vilenskaya. 1979. "A description of the sexual cycle and the state of the gonads during the spawning migration of the striped mullet, *Mugil Cephalus*." *Journal of Ichthyology* 18: 446-456.
- Arnold, E. L., Jr., and J. R. Thompson. 1978. "Offshore spawning of the striped mullet, *Mugil cephalus*, in the Gulf of Mexico." *Copeia* 2: 130-133.
- Bacheler, Nathan M., Richard A. Wong, and Jeffrey A. Buckel. 2005. "Movements and Mortality Rates of Striped Mullet in North Carolina." *North American Journal of Fisheries Management* 25: 361-373.
- Baker, R., B. Fry, L. P. Rozas, and T. J. Minello. 2013. "Hydrodynamic regulation of salt marsh contributions to aquatic food webs." *Marine Ecology Progress Series* 490: 37-52.
- Barnette, M. C. 2001. *A review of the fishing gear utilized within the Southeast Region and their potential impacts on essential fish habitat*. St. Petersburg, Florida: National Marine Fisheries Service.
- Barros, N. B., and D. K. Odell. 1995. "Bottlenose dolphin feeding and interactions with fisheries in the Indian River Lagoon system, Florida." *Bulletin of Marine Science* 57(1): 278-279.
- Bekova, R., G. Raikova-Petrova, D. Gerdzhikov, E. Petrova, V. Vachkova, and D. Klisarova. 2013. "Food spectrum of grey mullet (*Mugil cephalus* L.) along the Bulgarian Black Sea coast. ." *Agricultural Science and Technology* 5(2): 1313-8820.
- Bettaso, R. H., and J. N. Young. 1999. *Fish and Game* 85: 75-76.
- Bichy, J B, and C Taylor. 2002. "Striped mullet life history: An assessment of hydroacoustic sampling feasibility, survival, and reproduction. North Carolina Sea Grant, 99-FEG-04, Final Report." Raleigh, North Carolina.
- Bichy, John B. 2000. "Reproductive biology of striped mullet, *Mugil cephalus*, in North Carolina. Final Report to North Carolina Sea Grant. Fishery Resource Grant Project No. 97-FEG-09." 90.
- Bichy, John Brooke. 2004. *A Life History Assessment on the Reproduction and Growth of Striped Mullet, *Mugil cephalus*, in North Carolina*. Master's Thesis. Raleigh, North Carolina: North Carolina State University.
- Binion-Rock, S. M. 2018. *Trophic dynamics and ecosystem modeling of finfishes in Pamlico Sound, North Carolina*. Doctoral Dissertation. Raleigh, North Carolina: North Carolina State University, 323 p.
- Bishop, J. M., and J. V. Miglarese. 1978. "Carnivorous feeding in adult striped mullet ." *Copeia* 1978(4): 705-707.
- Blaber, S. J. M., and A. K. Whitfield. 1977. "The feeding ecology of juvenile mullet (*Mugilidae*) in south-east African estuaries." *Biological Journal Linnean Society* 9: 277-284.
- Blaber, S.J. M. 1987. "Factors affecting recruitment and survival of Mugilid in estuaries and coastal waters of southeastern Africa." *American Fisheries Symposium* 1: 507-518.
- Blanton, J. O., F. E. Werner, B. O. Kapolnai, D. Knott, and E. L. Wenner. 1999. "Wind-generated transport of fictitious passive larvae into shallow tidal estuaries." *Fisheries Oceanography* 8(2): 210-223.
- Bliss, T., A. Power, T. Moore, and R. Walker. 2010. "Temporal and Spatial Habitat Utilization of Intertidal Oyster Reefs by Commercial, Recreational, and Ecologically Important Fish and Crustation Species in Georgia's Tidal Creeks. University of Georgia, Final Report." Athens, Georgia, 46.
- Breder, C. M. 1940. "The spawning of *Mugil cephalus* on the Florida west coast." *Copeia* 1940 (2): 138-139.
- Breuer, J. P. 1957. "Ecological survey of Baffin and Alazan Bays, TX. ." *Publications of the Institute of Marine Science, University of Texas* 4(2): 134-155.
- Broadhead, Gordon C. 1953. *Investigations of the black mullet, *Mugil cephalus* L., in northwest Florida, FL*. Florida State Board of Conservation Marine Lab Technical Series No. 7., 33 p.

## DRAFT

- Burgess, C. C., A. J. Bianchi, J. Murauskas, and S. Crosson. 2007. *Impacts of hurricanes in North Carolina fisheries*. Morehead City, North Carolina: NCDMF, 255.
- Byrd, B. L., A. A. Hohn, G. N. Lovewell, K. M. Altman, S. G. Barco, A. Friedlaender, C. A. Harms, et al. 2014. "Strandings as indicators of marine mammal biodiversity and human interactions off the coast of North Carolina." *Fishery Bulletin* 112(1): 1-23.
- Byrd, B. L., and A. A. Hohn. 2017. "Differential risk of bottlenose dolphin (*Tursiops truncatus*) bycatch in North Carolina, USA." *Aquatic Mammals* 43(5): 558-569.
- Byrd, Barbie L., and Aleta A. Hohn. 2010. "Challenges Documenting *Tursiops truncatus* Montagu (Bottlenose Dolphin) Bycatch in the Stop Net Fishery along Bogue Banks, North Carolina." *Southeastern Naturalist* 9(1): 47-62.
- Caddy, J. F., and R. Mahon. 1995. *Reference points for fisheries management*. Rome, Italy: Food and Agricultural Organization or the United Nations.
- Cardona, L. 2000. "Effects of salinity on the habitat selection and growth performance of Mediterranean flathead grey mullet *Mugil cephalus* (Osteichthyes, Mugilidae)." *Estuarine, Coastal, and Shelf Science* 50(5): 727-737.
- Charmichael, J, and R Gregory. 2001. *Cooperative research on the biology and stock assessment of fishes along the southeast coast of the U.S.: Part IV striped mullet, age and growth of striped mullet in North Carolina. Marine Fisheries Initiative (MARFIN) Final Report*. Morehead City, North Carolina: North Carolina Division of Marine Fisheries, 10.
- Chestnut, A F, and H S Davis. 1975. *Synopsis of marine fisheries of North Carolina, Part I: Statistical Information, 1880-1973*. Raleigh, North Carolina: North Carolina Sea Grant Program Publication, UNC-SG-75-12, Final Report, 425.
- Churchill, J. H., F. E. Werner, R. Luettich, and J. O. Blanton. 1997. "Flood tide circulation near Beaufort Inlet, NC: implications for larval recruitment." *Estuaries* 22.
- Collins, M. R., and B. W. Stender. 1989. "Larval striped mullet (*Mugil cephalus*) and white mullet (*M. curema*) off the southeastern United States." *Bulletin of Marine Science* 45: 580-589.
- Collins, Mark R. 1985a. *Species Profiles: Life Histories and Environmental Requirements of Coastal Fishes and Invertebrates (South Florida). Striped Mullet. U.S. Fish and Wildlife Service Biological Report 82 (11.34)*. U.S. Army Corps of Engineers, TR EL-82-4, 11 pp.
- Collins, Mark R. 1985b. *Species Profiles: Life Histories and Environmental Requirements of Coastal Fishes and Invertebrates (South Florida). White Mullet. U.S. Fish and Wildlife Service Biological Report 82 (11.39)*. U.S. Army Corps of Engineers, TR EL-82-4, 7 pp.
- Corbett, D. R., T. West, L. Clough, and H. Daniels. 2004. *Potential impacts of bottom trawling on water column productivity and sediment transport processes*. Raleigh, North Carolina : North Carolina Sea Grant.
- Darna, P. H. 2002. *Reduction of seabird mortality in gill nets*. Raleigh, North Carolina : North Carolina Sea Grant, FRG 01-FEG-17, Final Report.
- Desilva, S. S. 1980. "Biology of juvenile grey mullet: a short review." *Aquaculture* (19): 21-36.
- DeSilva, S. S., and M. J. S. Wijeyaratne. 1977. "Studies on the biology of young grey mullet, *Mugil cephalus* L. II. Food and Feeding." *Aquaculture* 12: 157-167.
- Ditty, J. G., and R. F. Shaw. 1996. "Spatial and temporal distribution of larval striped mullet (*Mugil cephalus*) and white mullet (*M. curema*) in the northern Gulf of Mexico, with notes on mountain mullet, *Agonostomus monticola*." *Bulletin of Marine Science* 59: 271-288.
- Doxey, R. 2001. *Industry dependent baseline data collection on finfish/terrapin bycatch in the crab pot fishery*. Raleigh, North Carolina : North Carolina Sea Grant Program, 99-FEG-45, Final Report.
- Dubik, B. A., E. C. Clark, T. Young, S.B. J. Ziegler, M. M. Provost, M. L. Pinsky, and K. St. Martin. 2019. "Governing fisheries in the face of change: Social responses to long-term geographic shifts in a U.S. fishery." *Marine Policy* 99: 243-251.
- Evans, W. G. 2001. *Size of flounder trapped in gill-nets of different mesh sizes and marketable and non-marketable bycatch (red drum)*. Raleigh, North Carolina: North Carolina Sea Grant, FRG 98-FEG-50, Final Report.
- Facendola, J. J., and F. S. Scharf. 2012. "Seasonal and ontogenetic variation in the diet and daily ration of estuarine red drum as derived from field-based estimates of gastric evacuation and consumption." *Marine and Coastal Fisheries: Dynamics, Management, and Ecosystem Science* 4(1): 546-559.
- Fertl, D., and B. Wilson. 1997. "Bubble use during prey capture by a lone bottlenose dolphin (*Tursiops truncatus*)." *Aquatic Mammals* 23(2): 113-114.

## DRAFT

- Foster, J R. 2001. *Data analysis summary for Georgia: striped mullet. Cooperative research on the biology and assessment of nearshore and estuarine fishes along the southeast coast of the U.S.* Georgia Department of Natural Resources, Coastal Resources Division.
- Fujita, C. R., I. Kinoshita, I. Takahashi, and K. Azuma. 2002. "Species composition and seasonal occurrence of fish larvae and juveniles in the Shimanto Estuary." *Japanese Society of Fisheries Science* 68: 364-370.
- Gopalakrishnan, V. 1971. "Taxonomy and biology of tropical finfish for coastal aquaculture in the Indo-Pacific region." In *Coastal Aquaculture in the Indo-Pacific region*, by T.V. R. Pillay, 120-149. London, England: Fishing News (Books) Ltd. 497p.
- Greeley, M. S., D. R. Calder, and R. A. Wallace. 1987. "Oocyte growth and development in the striped mullet, *Mugil cephalus*, during seasonal ovarian recrudescence: relationship to fecundity and size at maturity." *Fishery Bulletin* 85: 187-200.
- Guillory, V. 1993. "Ghost fishing in blue crab traps." *North American Journal of Fisheries Management* 13: 457-466.
- Harrington, R. W., and E. S. Harrington. 1961. "Food selection among fishes invading a high subtropical salt marsh: from onset of flooding through the progress of a mosquito brood." *Ecology* 42: 646-666.
- Hotos, G. N., and N. Vlahos. 1998. "Salinity tolerance of *Mugil cephalus* and *Chelon labrosus* (Mugilidae) fry in experimental conditions." *Aquaculture* 167: 329-338.
- Ibanez Aguirre, A. L., M. Gallardo Cabello, and M. P. Sanchez Rueda. 1995. "Estimacion de la edad de la lisa *Mugil cephalus* y la lebrancha *M. curema* por metodos indirectos." *Hidrobiologica* 5 (1-2): 105-111 (*Hidrobiologica* 5 (1-2): 105-111).
- Jacot, Arthur Paul. 1920. *Age, Growth and Scale Characters of the Mullet, Mugil cephalus and Mugil curema*. American Microscopical Society 39:199-229.
- Johnson, G. A. 2003. *The role of trawl discards in sustaining blue crab production*. Raleigh, North Carolina : North Carolina Sea Grant, FRG 99-EP-07, Final Report.
- Johnson, G. A., and E. L. McClendon. 1969. *Differential distribution of the striped mullet, Mugil cephalus*. California Fish and Game, 138-139.
- Kapolnai, A., R. E. Werner, and J. O. Blanton. 1996. "Circulation, mixing, and exchange processes in the vicinity of tidal inlets." *Journal of Geophysical Research* 101(14): 253-268.
- Kimel, J. F., S. Corbett, and T. Thorpe. 2010. *Effects on habitat when using bottom disturbing devices in the estuarine gill net fishery*. Brunswick, New Hanover, and Pender Counties: North Carolina Sea Grant, 60 p.
- Kimel, J., S. Corbett, and T. Thorpe. 2008. *Selectivity of large mesh gillnets in the southeastern flounder (Paralichthys lethostigma) fishery*. Raleigh, North Carolina : North Carolina Sea Grant, 07-FEG-12, Final Report.
- Kinoshita, I., S. Fujita, I. Takahashi, and K. Azuma. 1988. "Occurrence of larval and juvenile Japanese snook, *Lates japonicus*, in the Shimanto Estuary, Japan." *Japanese Journal of Ichthyology* 34: 462-467.
- Kiszka, J. J., P. Mendez-Fernandez, M. R. Heithaus, and V. Ridoux. 2014. "The foraging ecology of coastal bottlenose dolphins based on stable isotope mixing models and behavioral sampling." *Marine Biology* 161(4): 953-961.
- Kunkel, K. E., D. R. Easterling, A. Ballinger, S. Bililign, S. M. Champion, D. R. Corbett, K. D. Dello, et al. 2020. *North Carolina climate science report*. North Carolina Institute for Climate Studies.
- Larson, E. T., and A. L. Shanks. 1996. "Consumption of marine snow by two species of juvenile mullet and its contribution to growth." *Marine Ecology Progress Series* 130: 19-28.
- Leard, R, H Mahmoudi, K Blanchet, K Spiller, M Buchanan, C Dyer, and W Keithly. 1995. *The striped mullet fishery of the Gulf of Mexico, United States: A regional management plan*. Ocean Springs, Mississippi: Gulf States Marine Fisheries Commission.
- Lindquist, D. G., and L. Manning. 2001. *Impacts of beach nourishment and beach scraping on critical habitat and productivity of surf fishes*. NC Division of Marine Fisheries, Fisheries Resource Grant 98-EP-05:41.
- Little, Margaret Ruth. 2012. *Comprehensive architectural survey of Carteret County, North Carolina's archipelago: Final Report*. Raleigh, North Carolina: North Carolina State Historic Preservation Office.

## DRAFT

- Mahmoudi, B L, M. Foushee, G McGlothlin, G Geoghegan, and A Weinkauff. 2001. *Biology and stock assessment of striped mullet, Mugil cephalus, from the east coast of Florida*. Florida Fish and Wildlife Conservation Commission, Florida Marine Research Institute, 130.
- Major, P. F. 1977. "Aspects of estuarine intertidal ecology of juvenile striped mullet, *Mugil cephalus*, in Hawaii." *Fishery Bulletin* 76: 299-314.
- Martin, F. D., and G. E. Drewry. 1978. *Development of fishes of the mid-Atlantic Bight: an atlas of eggs, larvae and juvenile stages. Volume VI. Stomateidae through Ogcocephalidae*. U.S. Fish and Wildlife Service, United States Department of Interior.
- McConnaughey, J., J. Boyd, and L. Klibansky. 2019. *Annual sea turtle interaction monitoring of the anchored gill-net fisheries in North Carolina for Incidental Take Permit Year 2018. Annual Completion Report for Activities under Endangered Species Act Section 10 Incidental Take Permit No. 16230*. Morehead City, NC: North Carolina Department of Environmental Quality, Division of Marine Fisheries, 58 p.
- McDonough, Christopher J, and Charles A Wenner. 2003. *Growth, recruitment, and abundance of juvenile striped mullet (Mugil cephalus) in South Carolina estuaries*. *Fishery Bulletin* 101:343-357.
- McDonough, Christopher J, William A Roumillat, and Charles A Wenner. 2003. *Fecundity and spawning season of striped mullet (Mugil cephalus L.) in South Carolina estuaries*. *Fishery Bulletin* 101:822-834.
- McDonough, Christopher J. 2001. *The biology of striped mullet, (Mugil cephalus L.) in South Carolina waters. Part I: reproductive biology and population size and age structure*. Charleston, South Carolina: Marine Resources Institute South Carolina Department of Natural Resources, 18.
- McKenna, S., and J. T. Camp. 1992. *An examination of the blue crab fishery in Pamlico River estuary*. North Carolina Department of Environment, Health, and Natural Resources Report 98-02:92.
- Montgomery, G. 2001. *By-catch comparison of flounder gill nets utilizing different denier webbing*. Raleigh, North Carolina: North Carolina Sea Grant, 99-FEG-36, Final Report.
- Moore, R. H. 1974. "General ecology, distribution and relative abundance of *Mugil cephalus* and *Mugil curema* on the south Texas coast." *Contributions to Marine Science* 18: 241-256.
- Morley, J. W., R. L. Selden, R. J. Latour, T. L. Frolicher, R. J. Seagraves, and M. L. Pinsky. 2018. "Projecting shifts in thermal habitat for 686 species on the North American continental shelf." *PloS one* 13(5).
- NCDEQ. 2020. "North Carolina Climate Risk Assessment and Resiliency Plan." 1601 Mail Service Center, Raleigh, NC.
- NCDEQ. 2016. *North Carolina Habitat Protection Plan: Source Document*. Morehead City, NC: Division of Marine Fisheries, 475 pp.
- NCDMF. 2022. *2022 License and Statistics Annual Report*. Morehead City, North Carolina: NCDMF, 531 pp.
- NCDMF. 2006. *North Carolina Fishery Management Plan - Striped Mullet*. Morehead City, North Carolina: NCDMF, 202 pp.
- NCDMF. 2015. *North Carolina Striped Mullet Fishery Management Plan Amendment 1*. Morehead City, North Carolina 388pp: NCDMF.
- NCDMF. 2013. *Stock assessment of striped mullet (Mugil cephalus) in North Carolina waters*. Morehead City, North Carolina: North Carolina Division of Marine Fisheries, 388 pp.
- NCDMF. 2018. *Stock Assessment of Striped Mullet (Mugil cephalus) in North Carolina waters*. Morehead City, North Carolina: NCDMF, 129 pp.
- NCDMF. 2022. *Stock Assessment of Striped Mullet (Mugil cephalus) in North Carolina waters*. Morehead City, North Carolina: North Carolina Division of Marine Fisheries, NCDMF SAP-SAR-2022-01, 183 pp.
- NCDMF. 2023. *Supplement A to Amendment 1 To the N.C. Striped Mullet Fishery Management Plan*. Morehead City, North Carolina 17pp: NCDMF.
- NCDWQ. 2000. *DWQ Water quality citizen guide*. Raleigh, North Carolina: North Carolina Department of Environmental Quality, North Carolina Division of Water Quality, 165 p.
- NCDWQ. 2008. *Supplemental guide to North Carolina's basinwide planning: Support document for the basinwide waterquality plans, second revision*. Raleigh, North Carolina: North Carolina Department of Environmental Quality, North Carolina Division of Water Quality, 211 p.
- Nickerson Jr., D. K. . 1984. *A description of the eastern Florida silver mullet (Pisces: Mugilidae) bait fishery*. Florida Department of Natural Resources, Bureau of Marine Research Publication Number 41, 14.

## DRAFT

- NMFS. 2013. "Endangered Species; File No. 16230. Notice of permit issuance." Federal Registrar 78:57132-57133.
- . 2014. "Endangered species; File No. 18102. Issuance of permit." Federal Register 79:43716-43718.
- NMFS. 2021. *Fisheries Economics of the United States, 2018*. U.S. Dept. of Commerce NOAA Tech. Memo. NMFS-F/SPO-225, 246 p.
- Nordlie, F. G. 2000. "Patterns of reproduction and development of selected resident teleost of Florida salt marshes." *Hydrobiologia* 434: 165-182.
- Odum, W E. 1968. "The ecological significance of fine particle selection by the striped mullet, *Mugil Cephalus*." *Limnology and Oceanography* 13(1):92-98.
- Pafford, J M. 1983. *Life history aspects of the striped mullet, Mugil cephalus, in Georgia's St. Simons estuarine system. Master's Thesis*. Statesboro, Georgia: Georgia Southern College.
- Pattillo, M. E., T. E. Czapla, D. M. Nelson, and H. E. Monaco. 1999. *Distribution and abundance of fishes and invertebrates in Gulf of Mexico estuaries, Volume II: Species life history summaries*. Silver Spring, Maryland: National Oceanic and Atmospheric Administration's Nations Ocean Service, Strategic Environmental Assessments Division, ELMR Rep. No. 11, 377.
- Pattilo, M. E., T. E. Czapla, D. M. Nelson, and H. E. Monaco. 1999. *Distribution and abundance of fishes and invertebrates in Gulf of Mexico estuaries, Volume II: Species life history summaries*. Silver Spring, Maryland 377.: National Oceanic and Atmospheric Administration's Nations Ocean Service, Strategic Environmental Assessments Division, ELMR Rep. No. 11.
- Peacock, T. A. 2014. *Synthesized red drum feeding ecology and diet of adult red drum from North and South Carolina. Master's Thesis*. Greenville, North Carolina: East Carolina University, 96p.
- Perry, W. G., and B. J. Carter. 1979. "Seasonal occurrence of fishes collected from beach seining, southwest Louisiana." *Louisiana Academy of Science* 42: 24-38.
- Peterson, C. H., and N. M. Peterson. 1979. *The ecology of intertidal flats of North Carolina: a community profile*. Washington, DC: United States Fish and Wildlife Service, OBS-79/39, 73 p.
- Peterson, G. W., and R. G. Turner. 1994. "The value of salt marsh edge vs. interior as a habitat for fish and decapod crustaceans in a Louisiana tidal marsh." *Estuaries* 17: 235-262.
- Peterson, M. S., B. H. Rakocinski, B. H. Comyns, and G. L. Fulling. 2000. "Laboratory growth responses of juvenile *Mugil* sp. to temperature and salinity: Delineating optimal field growth conditions." *Proceedings of the fifty-first annual Gulf and Caribbean Fisheries Institute, St. Croix, U.S. Virgin Islands, Nov. 1998:341-352*. (Proceedings of the fifty-first annual Gulf and Caribbean Fisheries Institute, St. Croix, U.S. V).
- Powles, H. 1981. "Distribution and movements of neustonic young of estuarine dependent (*Mugil* spp., *Pomatomus satlatrix*) and estuarine independent (*Coryphaena* spp.) fishes off the southeastern United States." *Rapports et Proces-verbaux des Reunions. Conseil International pour l'Exploration de la Mer* 178:207-209.
- Reilly, F. J., and V. J. Bellis. 1983. *The Ecological Impact of Beach Nourishment with Dredged Materials on the Intertidal Zone at Bogue Banks, North Carolina*. Fort Belvoir, VA 22060: U.S. Army Corps of Engineers, Coastal Engineering Research Center.
- Render, J. H., B. A. Thompson, and R. L. Allen. 1995. "Reproductive development of striped mullet in Louisiana estuarine waters with notes on the applicability of reproductive assessment methods for isochornal species." *Transactions of the American Fisheries Society* 124: 26-36.
- Rivas, L R. 1980. "Synopsis of knowledge on the taxonomy, biology, distribution, and fishery of the Gulf of Mexico mullets (Pisces: Mugilidae)." In *Proceedings of a workshop for potential fishery resources of the northern Gulf of Mexico*, by M Flandorfer and L Skupien, 34-53. Mississippi-Alabama Sea Grant Consortium Publication MASGP-80-012.
- Rogers, S. I., M. J. Kaiser, and S. Jennings. 1998. "Ecosystem effects of demersal fishing: a European perspective." In *Effect of Fishing Gear on the Sea Floor of New England*, by E. M. Doresy and J. Pederson, 160 p. Boston, Massachusetts: Conservation Law Foundation.
- Rohde, F.C. 1976. "First record of the mountain mullet, *Agonostomus monticola* (Bancroft) fro North Carolina." *Florida Scientist* 39: 126.
- Rose, T. L. 2000. *Migratory bird bycatch in submerged versus floating shad gill nets*. Raleigh, North Carolina: North Carolina Sea Grant, 99-FEG-34, Final Report, 53 p.
- Rose, T. L. 2001. *Migratory bird bycatch in submerged versus floating shad gill nets*. Raleigh, North Carolina: North Carolina Sea Grant, 00-FEG-22, Final Report, 54 p.



## DRAFT

- Rose, T. L. 2004. *Migratory bird bycatch in submerged versus floating shad gill nets*. Raleigh, North Carolina: North Carolina Sea Grant, 01-FEG-04, Final Report, 62 p.
- Ross, S. W., and J. E. Lancaster. 2002. "Movements and site fidelity of two juvenile fish species using surf zone nursery habitats along the southeastern North Carolina coast." *Environmental Biology of Fishes* 63(2): 161-172.
- Rudershausen, P. J., J. A. Tuomikoski, J. A. Buckel, and J. E. Hightower. 2005. "Prey selectivity and diet of striped bass in western Albemarle Sound, North Carolina." *Transactions of the American Fisheries Society* 134(5): 1059-1074.
- Shireman, J. V. 1975. "Gonadal development of striped mullet (*Mugil cephalus*) in fresh water." *Progressive Fish-Culturist* 37: 205-208.
- Simpson, B., and M. Simpson. 1994. "Multitudes of Mullet." *Coastwatch* 10-15.
- Smith, Hugh McCormick. 1907. *The Fishes of North Carolina*. Raleigh, NC: E. Muzzell and Company, State Printer and Binder.
- Steve, C., J Gearhart, D Boroggaard, L Sabo, and A A Hohn. 2001. "Characterization of North Carolina Commercial Fisheries with Occasional Interactions with Marine Mammals." *NOAA Technical Memorandum NMFS-SEFSC-458* 60.
- Taylor, Harden Franklin. 1951. *Survey of Marine Fisheries of North Carolina*. Chapel Hill, North Carolina: University of North Carolina Press.
- Taylor, J. C., K. Adamski, J. Buckel, G. B. Martin, and K. Shertzer. 2009. *Fishery indices for the Southeast Atlantic (FISEA): Biological indicators of coastal and estuary -dependent fishery production in the U.S. South Atlantic*. Washington, D.C.: National Oceanic and Atmospheric Administration, Fisheries of the Environment, Final Report, 60.
- Thayer, G. W., W. J. Kenworthy, and M. S. Fonseca. 1984. *The ecology of eelgrass meadows of the Atlantic coast; a community profile*. U.S. Fish and Wildlife Service.
- Thompson, J M. 1963. *Synopsis of biological data on the grey mullet Mugil cephalus Linnaeus 1758. Fisheries Synopsis No. 1*. Australia: Division of Fisheries and Oceanography, CSIRO, 66.
- Thompson, J. M., J. H. Render, R. L. Allen, and D. L. Nieland. 1991. *Fishery independent characterization of population dynamics and life history of striped mullet in Louisiana*. Baton Rouge, Louisiana 92: Coastal Fisheries Institute, Louisiana State University, NA90AA-H-MF-113, Final Report.
- Thorpe, N. B., and D. Beresoff. 2005. *Effects of gillnet tie-downs on fish and bycatch rates associated with American shad (*Alosa sapidissima*) and flounder (*Paralichthys spp.*) fisheries in southeastern North Carolina*. Raleigh, North Carolina: North Carolina Sea Grant, Completion Report 04-FEG-03, 124 p.
- Thorpe, T., D. Beresoff, and K. Cannady. 2001. *Gillnet bycatch potential, discard mortality, and condition of red drum (*Sciaenops ocellatus*) in southeastern North Carolina*. Raleigh, North Carolina: North Carolina Sea Grant, 00-FEG-14, Final Report, 78 p.
- Todd, V. L., I. B. Todd, J. C. Gardiner, E.C. N. Morrin, N. A. MacPherson, N. A. DiMarzio, and F. Thomsen. 2015. "A review of impacts of marine dredging activities on marine mammals." *ICES Journal of Marine Science* 72 (328-340).
- Torras, X., L. Cardona, and E. Gisbert. 2000. "Cascading effects of the flathead grey mullet *Mugil cephalus* in freshwater eutrophic microcosmos." *Hydrobiologia* 429 (1-3): 49-57.
- Wenner, C. 2001. *Cooperative research on the biology and stock assessment of fishes along the southeast coast of the U.S.: Part IV striped mullet*. St. Petersburg, Florida: National Oceanic and Atmospheric Administration, Marine Fisheries Initiative (MARFIN), Final Report.
- White, R. R., and J. L. Armstrong. 2000. *Survival of Atlantic sturgeon captured by flounder gill nets in Albemarle Sound*. Raleigh, North Carolina: North Carolina Sea Grant, 98-FEG-39, Final Report.
- Whitfield, A. K., and S. J.M. Blaber. 1978. "Distribution, movements and fecundity of Mugilidae at Lake St. Lucia." *Lammergeyer* 26: 53-63.
- Williams, V. G. 2000. *Characterization of shallow water mullet gill net fisheries by species, by catch, and fishing method*. Raleigh, North Carolina: North Carolina Sea Grant, FRG 97-FEG-37, Final Report, 74 p.
- Wong, Richard Allen. 2001. *Biology of Striped Mullet (*Mugil cephalus* L.) in North Carolina Estuarine Waters: Part I, North Carolina Statewide Striped Mullet Tagging Program*. Morehead City, North Carolina: NCDMF, 21 pp.