

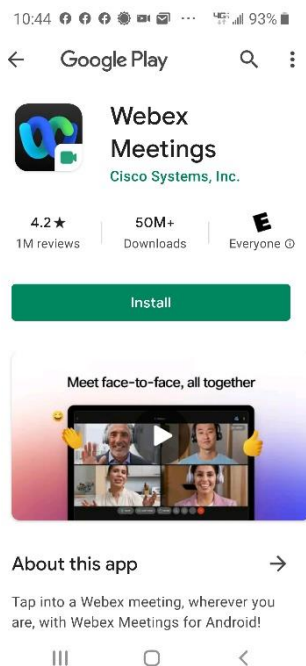
*Please note: the screenshots provided are on an Android device; if using an Apple device, it may look differently.*

Click on the WebEx link or Join the Meeting button provided.


If you have not downloaded the WebEx App, you will be prompted to do so. Click on the Download WebEx Meetings button.



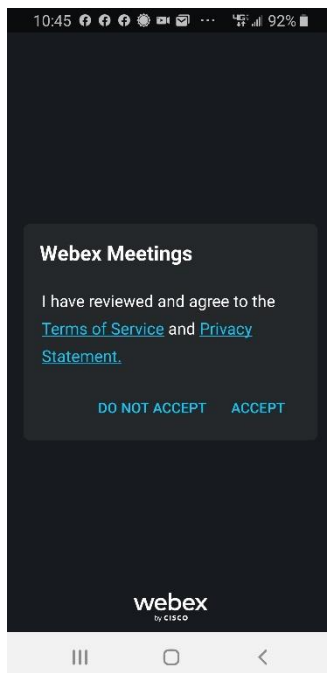
You will be taken to your Google Play Store (or the Apple App Store if on an Apple device). Click on the Install button.



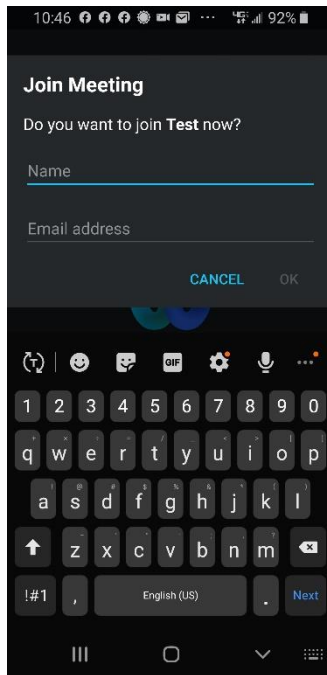
Once the App has installed, click the Open button.



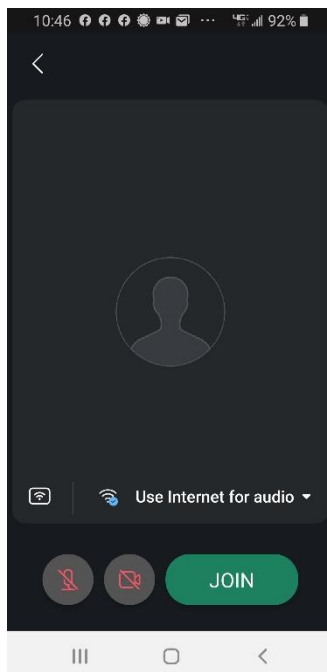
Read and Accept the Terms of Service and Privacy Statement.



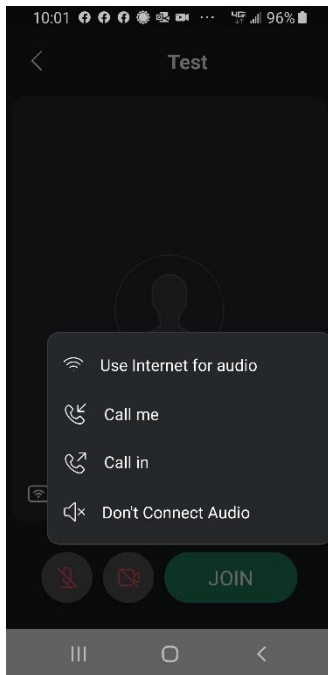
Type in your name and email address, and click OK.



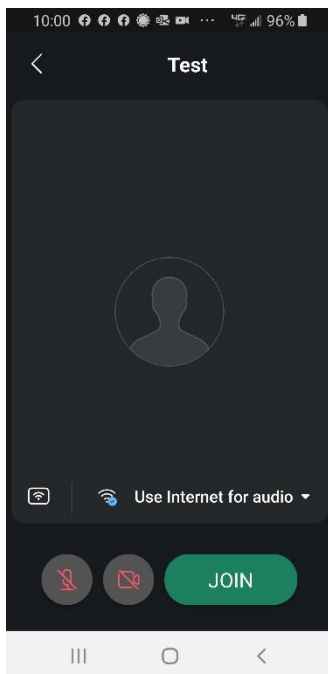
You may change your audio settings by clicking on the down arrow.



Choose your audio setting.



Click the Join button.



Icons to mute/unmute yourself and to show video of yourself are at the bottom of the page (the host may have blocked these functions). Click on the three dots icon for more functions. Click on the red X to leave the meeting.

