

# *NC DAQ Background PFAS Rainwater Network*

- Network of seven background sites generally oriented near our regional offices
  - Raleigh – start 4/24/18
  - Fayetteville (Candor) – start 10/24/18
  - Asheville – start 11/20/18
  - Wilmington – start 1/8/19
  - Washington – start 2/12/19
  - Mooresville – start 3/12/19
  - Winston Salem – start – 3/26/18





# North Carolina: Background Rainwater PFAS Concentrations

Measured in ppt; ND = Not detected; NS = No sample for the time period



# North Carolina: Background Rainwater PFAS Concentrations

Measured in ppt; ND = Not detected; NS = No sample for the time period



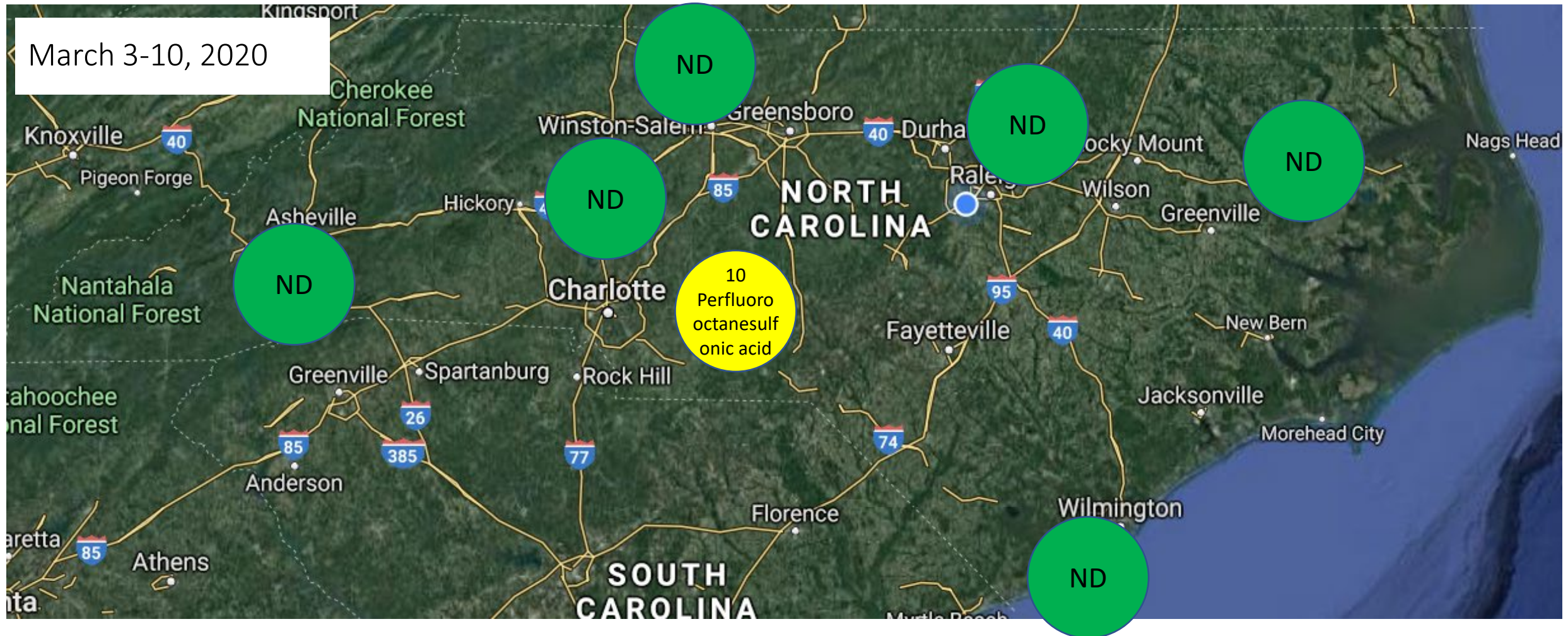
# North Carolina: Background Rainwater PFAS Concentrations

Measured in ppt; ND = Not detected; NS = No sample for the time period



# North Carolina: Background Rainwater PFAS Concentrations

Measured in ppt; ND = Not detected; NS = No sample for the time period



# North Carolina: Background Rainwater PFAS Concentrations

Measured in ppt; ND = Not detected; NS = No sample for the time period



# North Carolina: Background Rainwater PFAS Concentrations

Measured in ppt; ND = Not detected; NS = No sample for the time period





# North Carolina: Background Rainwater PFAS Concentrations

Measured in ppt; ND = Not detected; NS = No sample for the time period



# North Carolina: Background Rainwater PFAS Concentrations

Measured in ppt; ND = Not detected; NS = No sample for the time period



# North Carolina: Background Rainwater PFAS Concentrations

Measured in ppt; ND = Not detected; NS = No sample for the time period



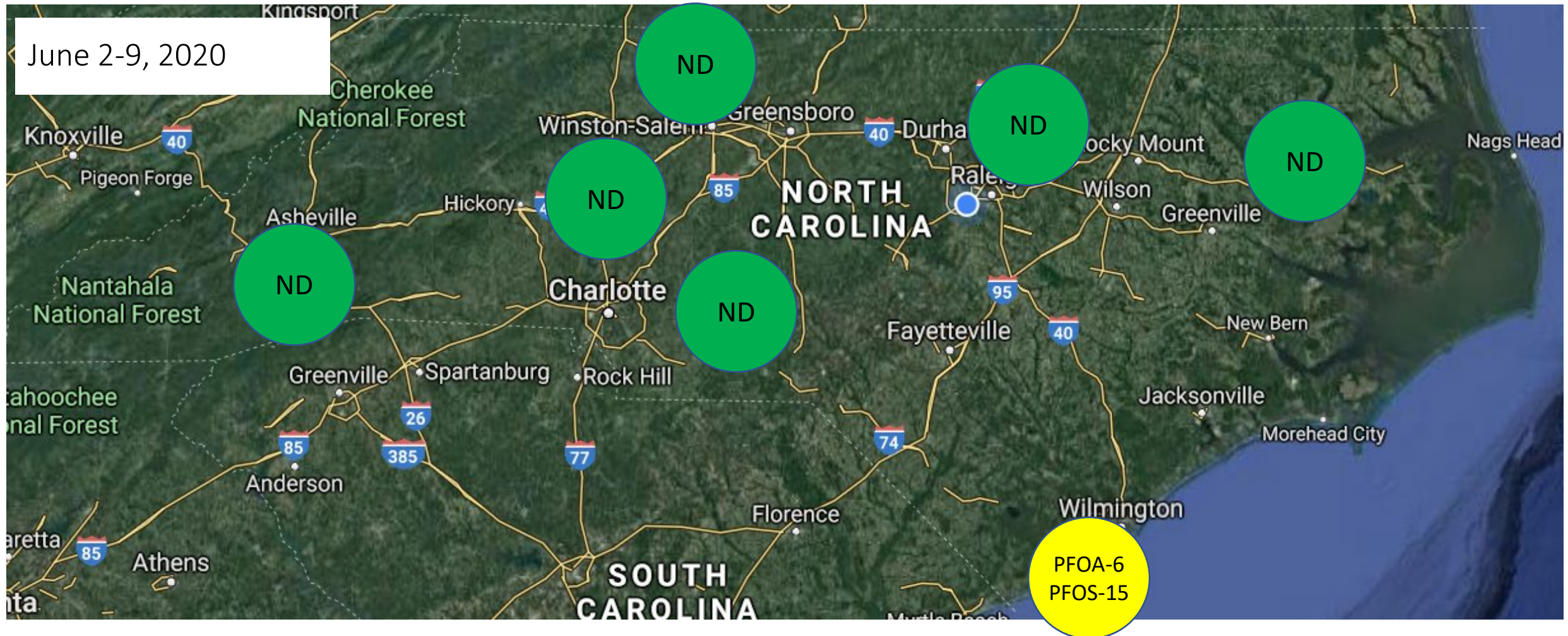
# North Carolina: Background Rainwater PFAS Concentrations

Measured in ppt; ND = Not detected; NS = No sample for the time period



# North Carolina: Background Rainwater PFAS Concentrations

Measured in ppt; ND = Not detected; NS = No sample for the time period



# North Carolina: Background Rainwater PFAS Concentrations

Measured in ppt; ND = Not detected; NS = No sample for the time period



# North Carolina: Background Rainwater PFAS Concentrations

Measured in ppt; ND = Not detected; NS = No sample for the time period



# North Carolina: Background Rainwater PFAS Concentrations

Measured in ppt; ND = Not detected; NS = No sample for the time period





# North Carolina: Background Rainwater PFAS Concentrations

Measured in ppt; ND = Not detected; NS = No sample for the time period



# North Carolina: Background Rainwater PFAS Concentrations

Measured in ppt; ND = Not detected; NS = No sample for the time period



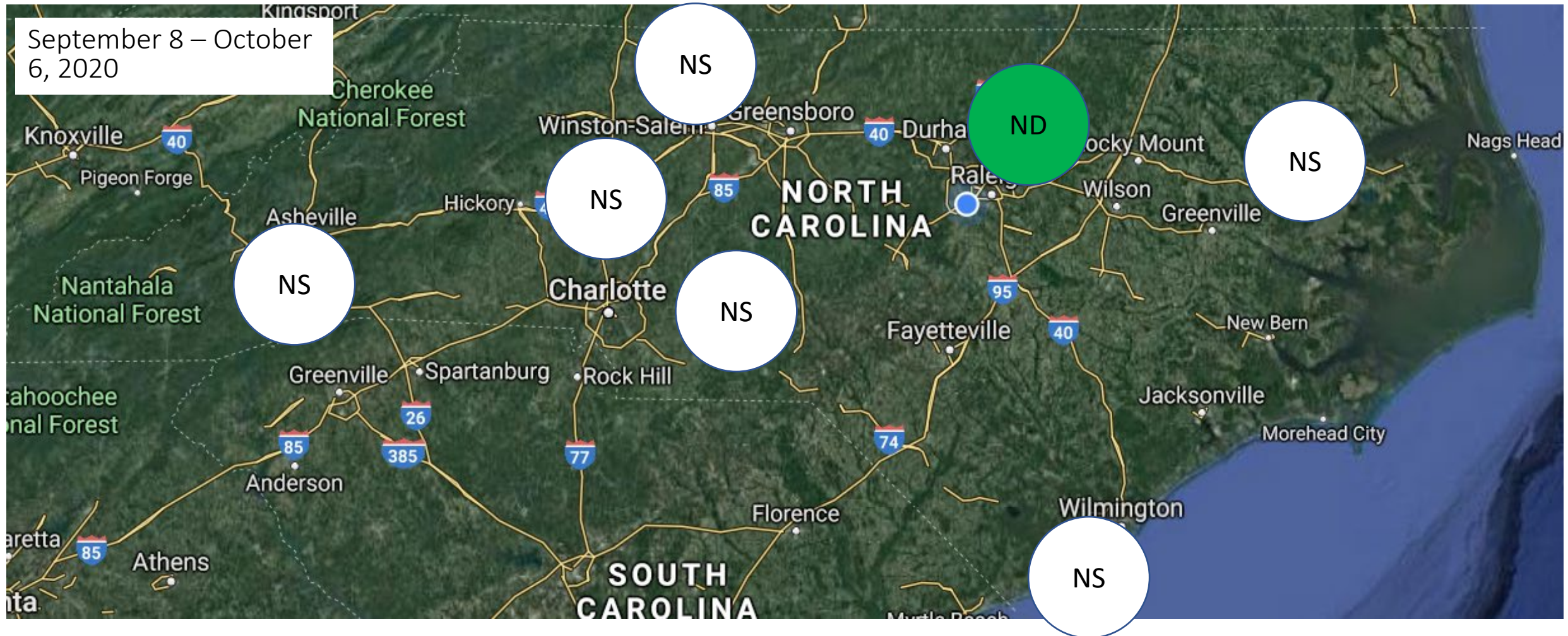
# North Carolina: Background Rainwater PFAS Concentrations

Measured in ppt; ND = Not detected; NS = No sample for the time period



# North Carolina: Background Rainwater PFAS Concentrations

Measured in ppt; ND = Not detected; NS = No sample for the time period



# North Carolina: Background Rainwater PFAS Concentrations

Measured in ppt; ND = Not detected; NS = No sample for the time period



# North Carolina: Background Rainwater PFAS Concentrations

Measured in ppt; ND = Not detected; NS = No sample for the time period



# North Carolina: Background Rainwater PFAS Concentrations

Measured in ppt; ND = Not detected; NS = No sample for the time period



# North Carolina: Background Rainwater PFAS Concentrations

Measured in ppt; ND = Not detected; NS = No sample for the time period





# North Carolina: Background Rainwater PFAS Concentrations

Measured in ppt; ND = Not detected; NS = No sample for the time period



# North Carolina: Background Rainwater PFAS Concentrations

Measured in ppt; ND = Not detected; NS = No sample for the time period

