Colonial Pipeline Company

Jeff D. Morrison
Environmental Program Manager

June 30, 2022

To: Dan Bowser, et al.

Re: **Colonial Pipeline SR 2448/Pipeline ROW**
Incident Number 95827
Huntersville, North Carolina

Dear Dan,

Colonial Pipeline Company (Colonial) is pleased to transmit the required Monthly Monitoring Report for June 2022 regarding the above-referenced incident. This report was prepared in conjunction with Apex Engineering, PC.

As discussed during briefings, Colonial continues to perform assessment and product recovery activities.

If you have any questions or require additional information, please contact either John Wyatt at 423.713.7568 / jmwyatt@colpipe.com or myself at 770.819.3566 / jmorrison@colpipe.com.

Respectfully,

Jeff D. Morrison
Environmental Program Manager

Monthly Monitoring Report
SR 2448 / Pipeline Right of Way
Incident Number 95827

Huntersville, Mecklenburg County, North Carolina 28078

June 30, 2022

Apex Job No.: COL054-0314051-22003305

Prepared for:

Mr. John Wyatt
4295 Cromwell Rd. #311
Chattanooga, Tennessee 37421

Prepared by:

Apex Companies, LLC
(dba Maryland Apex Engineering, PC)
5900 Northwoods Business Parkway, Suite 5900-O
Charlotte, North Carolina 28269

Prepared By:

Andrew Street, CHMM, RSM
Senior Project Manager

Reviewed By:

Tom Naumann, PG
Senior Scientist
NC License No. 2405

Matt Gorman, PE
Program Manager
NC License No. 041588

Table of Contents

1.0 INTRODUCTION 1
1.1 Site History And Characterization 1
2.0 SOIL SAMPLING ACTIVITIES AND RESULTS 1
3.0 WELL GAUGING ACTIVITIES 2
4.0 GROUNDWATER INVESTIGATION ACTIVITIES AND RESULTS 2
5.0 SOIL VAPOR INVESTIGATION ACTIVITIES AND RESULTS 3
6.0 SURFACE WATER INVESTIGATION ACTIVITIES AND RESULTS 3
7.0 REMEDIATION ACTIVITIES SUMMARY 3
7.1 Air Sparge and Soil Vapor Extraction System 3
7.2 Free Product Recovery Activities 4
8.0 WASTE DISPOSAL ACTIVITIES 4
9.0 CONCLUSIONS 4

Figures

Figure 1 Site Location Map
Figure 2 Site Plan
Figure 3 Potential Receptor Map
Figure 4 Pipeline Excavation and Delineation Soil Sampling Results
Figure 5 Groundwater Potentiometric Surface Map – Surficial Unit
Figure 6 Groundwater Potentiometric Surface Map – Bedrock Unit
Figure 7 Free Product Distribution Map
Figure 8 Monitoring Well Sampling Results
Figure 9A Benzene Isoconcentration Map – Surficial Unit
Figure 9B Benzene Isoconcentration Map – Bedrock Unit
Figure 10A Diisopropyl Ether Isoconcentration Map – Surficial Unit
Figure 10B Diisopropyl Ether Isoconcentration Map – Bedrock Unit
Figure 11A Methyl-Tert Butyl Ether Isoconcentration Map – Surficial Unit
Figure 11B Methyl-Tert Butyl Ether Isoconcentration Map – Bedrock Unit
Figure 12A Naphthalene Isoconcentration Map – Surficial Unit
Figure 12B Naphthalene Isoconcentration Map – Bedrock Unit
Figure 13A Toluene Isoconcentration Map – Surficial Unit
Figure 13B Toluene Isoconcentration Map – Bedrock Unit
Figure 14A Total Xylenes Isoconcentration Map – Surficial Unit
Figure 14B Total Xylenes Isoconcentration Map – Bedrock Unit
Figure 15A C_5-C_8 Aliphatics Isoconcentration Map – Surficial Unit
Figure 15B C_5-C_8 Aliphatics Isoconcentration Map – Bedrock Unit
Figure 16A C_9-C_{12} Aliphatics Isoconcentration Map – Surficial Unit
Figure 16B C_9-C_{12} Aliphatics Isoconcentration Map – Bedrock Unit
Figure 17A C_9-C_{10} Aromatics Isoconcentration Map – Surficial Unit
Figure 17B C_9-C_{10} Aromatics Isoconcentration Map – Bedrock Unit
Figure 18 Water Supply Well Sampling Results (Detections Only)
Figure 19 Air Sparge System Layout
Figure 20 Recovery and Hydraulic Control Well System Layout

Tables

Table 1 Summary of Pipeline Excavation Soil Sampling Results
Table 2 Summary of Delineation Soil Sampling Results
Table 3 Summary of Monitoring Well Gauging Data
Table 4 Summary of Recovery Well Gauging Data
Table 5A Summary of Monitoring Well Sampling Results
Table 5B Summary of Monitoring Well Select Oxygenate Sampling Results
Table 6 Summary of Well Construction Details
Table 7 Summary of Water Supply Well Sampling Results
Table 8 Summary of Potential Receptor Information
Table 9 Summary of System One Operating Data
Table 10 Summary of System Two Operating Data
Table 11 Summary of Thermal Oxidizer Sampling Results
Table 12 Summary of System One Vapor Phase Mass Removal
Table 13 Summary of System Two Vapor Phase Mass Removal
Table 14 Summary of Pumping Wells

Appendices

Appendix A Groundwater Sampling Logs
Appendix B Laboratory Analytical Reports
Appendix C Surface Water Sampling Information
Appendix D Free Product and PCW Recovery Information
Appendix E Copies of Bills of Lading and Waste Manifests

1.0 INTRODUCTION

This Monthly Monitoring Report (MMR) presents the results of the soil sampling, groundwater monitoring, surface water monitoring, and free product recovery performed at the Colonial Pipeline Company (CPC) Huntersville-Concord Road (State Road 2448 [SR 2448]) pipeline release site located near Huntersville, Mecklenburg County, North Carolina (the Site). An Initial Assessment Report was submitted to the North Carolina Department of Environmental Quality (NCDEQ) on October 30, 2020. A Comprehensive Site Assessment (CSA), Revised CSA Items, and a Revised CSA Report were submitted to NCDEQ on February 20, 2021, April 26, 2021, and October 30, 2021, respectively. MMRs were sent to NCDEQ on November 30, 2020, December 30, 2020, January 29, 2021, March 12, 2021, March 30, 2021, April 30, 2021, June 2, 2021, June 30, 2021, July 30, 2021, August 30, 2021, September 30, 2021, October 30, 2021, November 29, 2021 (Addendum), November 30, 2021, December 30, 2021, January 31, 2022, February 28, 2022, March 30, 2022, April 29, 2022, and May 27, 2022. A Conceptual Site Model Report was submitted to NCDEQ on June 25, 2021. Soil delineation sampling results were submitted to NCDEQ in a transmittal dated August 31, 2021 and appended on October 8, 2021. This MMR details Site monitoring and free product recovery activities and results subsequent to those reported in the above-mentioned monthly monitoring reports. Apex Companies, LLC (dba Maryland Apex Engineering, P.C.; Apex) prepared this MMR on behalf of CPC for submittal to NCDEQ.

1.1 Site History And Characterization

The CPC Line 1 gasoline release was discovered on August 14, 2020, within the CPC right of way on the Oehler Nature Preserve, approximately 350 feet northeast of where the CPC pipelines cross SR 2448 (**Figure 1** and **Figure 2**). The release is referred to herein as Incident Number (No.) 95827.

The area within a 1,500-foot radius of the Site is a mixture of low-density residential properties, agricultural properties, and wooded land. Properties within a 1,500-foot radius of the release site obtain potable water from public water supply or private water supply wells (**Figure 3**). The Site is located within the Yadkin Pee-Dee River Basin. North Prong Clarke Creek is located approximately 1,800 feet north of the release site and South Prong Clarke Creek is located approximately 2,700 feet south of the release site, both of which are characterized by the NCDEQ Division of Water Quality as Class C water bodies, meaning that they are protected for non-drinking water purposes such as biological integrity, fishing, and infrequent secondary recreational purposes (i.e., wading).

Mecklenburg County is located within the Piedmont physiographic province, characterized by rolling hills and moderately steep valleys formed by stream erosion of upland areas. Elevations at the Site range from approximately 650 to 750 feet above mean sea level. The surficial soils at the Site consist almost entirely of fine-grained clayey to silty saprolite developed from the weathering of the underlying bedrock. The soil thickness ranges from a few feet to greater than 100 feet. Data obtained from completed borings indicate the Site is underlain by quartz diorite.

In accordance with the Risk Based Corrective Action rules framework, corrective action objectives for impacted groundwater at the Site are based on risk classification criteria and the associated remedial goals established under North Carolina 15A NCAC 2L .0506 regulations. The risk classification for a site is based on multiple factors, including the distance from the source area of a release to receptors such as surface water bodies and water supply wells. The risk classification for the Site is 'high risk' due to the presence of multiple water supply wells within 1,000 feet of the release site (**Figure 3**). Groundwater remediation goals for sites classified as high risk are the 2L Groundwater Quality Standards.

2.0 SOIL SAMPLING ACTIVITIES AND RESULTS

Soil sampling was completed subsequent to Line 1 and Line 2 inspection and recoating activities utilizing hand tools. Soil assessment activities were also completed during monitoring well and select recovery well installation activities. Soil delineation sampling activities are complete. Soil borings were advanced with either a Geoprobe® direct-push drill rig, a sonic drill rig, and/or utilizing split spoons. Soil cores were retrieved, and samples were collected from target intervals, placed in airtight containers, and allowed to equilibrate for approximately 15 minutes before measuring volatile organic compound (VOC) headspace readings with a photoionization detector (PID). The samples exhibiting the highest headspace readings were typically selected for chemical analysis unless free product was present. In cases where there were no significant PID measurements (i.e., less than 5.0 ppm) in a boring, the depth

interval corresponding to the terminus of the unsaturated zone was typically selected for chemical analysis. Soil samples were submitted to Pace Analytical, LLC (Pace) for laboratory analysis of the following chemical specific parameters in accordance with NCDEQ requirements:

- VOCs by EPA Method 8260D; and
- Volatile Petroleum Hydrocarbons (VPH) by the Massachusetts Department of Environmental Quality (MADEP) Method.

Results of the soil sampling analysis are summarized in **Table 1**, **Table 2**, and on **Figure 4**.

3.0 WELL GAUGING ACTIVITIES

The recovery well pumping system was shut down for approximately 24 hours on May 24, 2022 to facilitate gauging of the entire monitoring and recovery well network. Groundwater at the Site flows in a general northerly and southerly direction. The monitoring well and recovery well gauging data is presented in **Table 3** and **Table 4**, respectively. Groundwater potentiometric surface maps for the surficial and bedrock units are provided as **Figure 5** and **Figure 6**, respectively. A free product distribution map is provided as **Figure 7**.

4.0 GROUNDWATER INVESTIGATION ACTIVITIES AND RESULTS

Between August 27, 2020 and June 22, 2022, 119 monitoring wells were installed at the Site utilizing hollow stem auger, air rotary, and sonic drilling methods. Shallow monitoring wells are typically constructed as Type II wells with the well screen bracketing the water table. Deep monitoring wells are constructed with isolation casings extending from ground surface and tremie grouted approximately 10 feet into the consolidated bedrock unit. Monitoring wells MW-90DD and MW-91DD are constructed with telescoping isolation casings. Deep wells are completed with 2" PVC casing and screen following completion of downhole geophysical logging activities.

Well development was performed to evacuate potable water and sediment introduced during the well drilling and installation process. Monitoring well development was performed by lowering a decontaminated submersible pump into the screen interval of the well, surging the pump to bring sediment into suspension and pumping multiple well volumes until the purge water was generally free of sediment. Drill cuttings and well development fluids were contained for off-site disposal.

Each monitoring well present and without measurable free product at the time of the groundwater monitoring event for this reporting period was sampled between May 31 – June 3, 2022. Monitoring well sampling was performed in accordance with the United States Environmental Protection Agency (U.S. EPA) "Low Stress (low flow) Purging and Sampling Procedure for the Collection of Groundwater Samples from Monitoring Wells." During low-flow purging and sampling activities, continuous parameter readings were collected through a flow-through cell and measured for select stabilization parameters including: temperature, specific conductance, pH, oxygen reduction potential, dissolved oxygen, and turbidity. These parameters were recorded at periodic intervals. Typical criteria for stabilization are defined as specific conductance within 3%, pH within 0.1 units, oxidation reduction potential within 10 millivolts, dissolved oxygen within 0.3 milligrams per liter (mg/L), and turbidity within 10% over three consecutive measurements.

Groundwater samples were collected in laboratory supplied bottle ware, placed on ice, and transported, via chain-of-custody protocol, to Pace. Samples were analyzed for the presence of VOCs by EPA Method 6200, VPH by the MADEP Method, and lead by EPA method 6010D. Groundwater sampling logs are provided in **Appendix A**. Detections of analyzed constituents in monitoring wells are depicted on **Figure 8**. Isoconcentration maps for benzene, diisopropyl ether, methyl-tert butyl ether, naphthalene, toluene, total xylenes, C5-C8 Aliphatics, C9-C12 Aliphatics, and C9-C10 Aromatics for both the surficial and bedrock units are provided as **Figure 9A** through **Figure 17B**, respectively. Analytical results are summarized in **Table 5A** and copies of the laboratory reports are provided in **Appendix B**. Analytical results of select oxygenate sampling are summarized in **Table 5B**. A summary of well construction details is provided as **Table 6**. Detections of lead, bromodichloromethane, chloroform, chloromethane, dibromochloromethane, 1,2-dichloroethane, hexachloro-1,3-butadiene, methylene chloride, styrene, 1,1,1,2-tertachloroethane, tetrachloroethene, trichloroethene, trichlorofluoromethane, and vinyl chloride are not attributed to Incident No. 95827.

Weekly water supply well (WSW) sampling was completed by Apex during the reporting period. WSW samples were collected in laboratory supplied bottle ware, placed on ice, and transported, via standard chain-of-custody protocol, to Pace. Samples were analyzed for the presence of VOCs by EPA Method 6200, VPH by the MADEP Method, and lead by EPA method 6010D. WSW sampling results (detections only) are depicted on **Figure 18** and summarized in **Table 7**. **Table 8** shows WSW receptor information. Copies of the laboratory reports are provided in **Appendix B**.

Weekly WSW samples continue to show no petroleum constituents exceeding the 2L Groundwater Quality Standards. In accordance with NCDEQ guidance, and based on current data, CPC will continue sampling WSWs within 1,500 feet of the release site.

5.0 SOIL VAPOR INVESTIGATION ACTIVITIES AND RESULTS

Monthly soil vapor sampling activities at soil vapor sampling points SVP-01 through SVP-15 were completed on December 16, 2021, January 11, 2022, February 8 and 17, 2022, March 15, 2022, April 12, 2022, May 10, 2022, and June 14, 2022. The results of the soil vapor sampling will be provided under separate cover.

6.0 SURFACE WATER INVESTIGATION ACTIVITIES AND RESULTS

The Site is located within the Yadkin Pee-Dee River Basin. North Prong Clarke Creek is located approximately 1,800 feet north of the release site and South Prong Clarke Creek is located approximately 2,700 feet south of the release site, both of which are classified as Class C water bodies by the NCDEQ Division of Water Resources. Two groundwater seeps and an ephemeral stream are located approximately 1,200 feet southeast of the release site. The ephemeral stream flows to South Prong Clarke Creek.

Surface water sampling was conducted by AECOM Technical Services of North Carolina, Inc. (AECOM) at 13 locations of Clark Creek (SW-2, SW-3, SW-4, SW-13 through SW-17, and SW-19 through SW-23). Surface water samples were also collected from the groundwater seep locations (SW-Seep, SW-Seep 2) and the receiving ephemeral stream (SW-Confluence, SW-Confluence 2, and SW-G). Surface water samples were collected in laboratory supplied bottle ware, placed on ice, and transported, via chain-of-custody protocol, to Pace. Samples were analyzed for the presence of benzene, toluene, ethylbenzene, xylenes (BTEX) by EPA Method 8260D and total petroleum hydrocarbons gasoline range organics by EPA Method 8015C. Results of surface water samples collected during June are currently pending. Surface water samples collected to date have not exceeded North Carolina Title 15A NCAC 02B regulations. A surface water sample locations map, surface water sampling results, and general surface water parameter measurements are provided in **Appendix C**.

7.0 REMEDIATION ACTIVITIES SUMMARY

7.1 Air Sparge and Soil Vapor Extraction System

The primary objective of the air sparge (AS) and soil vapor extraction (SVE) system is to decrease the migration of dissolved phase hydrocarbons south of the release site and recovery well network. A total of 22 AS wells and 18 SVE wells have been installed on the south side of Huntersville-Concord Road as part of the AS system (**Figure 19**). Vapor recovered from soil vapor extraction wells is routed through a temporary thermal oxidation unit (**Tables 12** and **13**).

The AS and SVE system start-up was initiated on August 23, 2021. The AS system was shut down on September 10, 2021 to evaluate the system. The SVE system continues to operate in conjunction with the vacuum enhanced LNAPL recovery system. For efficiency purposes, the vacuum enhanced LNAPL recovery system is divided into 2 zones, System One and System Two. The operating data for System One and System Two is located in **Table 9** and **Table 10**, respectively. System One primarily effects wells equipped with pneumatic pumps located north of Huntersville-Concord Road and has operated continuously to date, except for routine maintenance. System Two primarily effects recovery and SVE wells located south of Huntersville-Concord Road and has operated continuously until June 9, 2022, when a system component (blower unit) replacement became necessary. The system component replacement is anticipated to occur in early July. After the component replacement is safely completed, System Two will return to service.

An additional 55 SVE wells were installed in the Oehler Nature Preserve as of April 28, 2022. These 55 wells have not yet been connected to an extraction system. The 55 wells are depicted on **Figure 19**.

7.2 Free Product Recovery Activities

As of June 22, 2022, a total of 119 recovery wells and 56 hydraulic control wells have been installed within the release area (**Figure 20**). Pneumatic recovery pumps are operated in the wells and vacuum is applied to the wells to enhance recovery. As of June 22, 2022, approximately 1,384,583 gallons of gasoline free product have been recovered from the well network. Total product recovery during the soil excavation activities (2,273 gallons), the emergency response activities (90,930 gallons), soil vapor recovery (9,354 gallons), and from the well network (1,384,583 gallons) is approximately 1,487,140 gallons. A summary of system one and system two vapor recovery operations information is provided in **Table 9** and **Table 10**, respectively. A summary of thermal oxidizer influent air sampling results is provided as **Table 11**, and copies of analytical reports for the reporting period are included with **Appendix B**. A summary of system one and system two vapor phase mass removal calculations is provided as **Table 12** and **Table 13**, respectively. A summary of wells equipped with recovery pumps and vacuum enhancement is provided in **Table 14**. A table and graph of free product and PCW recovery rates and a table of PCW sampling results is provided in **Appendix D**.

Recovered free product has been transported for reprocessing to Midwest Gas Company located in Columbus, Ohio and the CPC Facility located in Greensboro, North Carolina.

8.0 WASTE DISPOSAL ACTIVITIES

Waste streams and recovered petroleum fuels generated at the Site in connection with abatement and corrective action activities include petroleum contact water and soil. Since recovery efforts were initiated, petroleum contact water has been sent to Aaron Oil Company, Inc. located in Saraland, Alabama, Allied Waste Services of Birmingham, Alabama, Heritage Crystal-Clean of Concord, North Carolina, Midwest Gas Company of Columbus, Ohio, Legacy Environmental Services of Charlotte, North Carolina, Marion Environmental of Monroe, North Carolina, and Covanta Environmental Solutions of Asheboro, North Carolina for processing. Soil has been sent to the Environmental Soil, Inc. land application facility located in Lattimore, North Carolina (Permit Number SRU100038) the Charlotte Motor Speedway Landfill located in Concord, North Carolina and operated by Republic Services (Permit Number 1304-MSWLF-1992). Excavated soil was initially sent to the Environmental Soil, Inc. land application facility between August 16 and August 27, 2020. At the request of NCDEQ, the soil was later transferred to the Charlotte Motor Speedway Landfill between October 9, 2020 and October 16, 2020. As of October 16, 2020, the transfer of soil to the Charlotte Motor Speedway Landfill was completed. Any additional excavated soils have been transported directly to the Charlotte Motor Speedway Landfill. Copies of bills of lading and waste manifests covering the June 2022 period are provided in **Appendix E**.

9.0 CONCLUSIONS

A total of 389 wells (119 monitoring wells, 119 recovery wells, 56 hydraulic control wells, 40 wells associated with the AS/SVE system, and 55 SVE wells) were installed at the Site between August 27, 2020 and June 22, 2022. Detections of lead, bromodichloromethane, chloroform, chloromethane, dibromochloromethane, 1,2-dichloroethane, hexachloro-1,3-butadiene, methylene chloride, styrene, 1,1,1,2-tetrachloroethane, tetrachloroethene, trichloroethene, trichlorofluoromethane, and vinyl chloride are not attributed to Incident No. 95827. **Figure 9A** through **Figure 17B**, depict the horizontal and vertical extent of dissolved phase petroleum impacts, based on the June 2022 groundwater sampling results. Weekly WSW samples continue to show no petroleum constituents exceeding the 2L Groundwater Quality Standards. Monthly surface water sampling continues to show no petroleum constituents above North Carolina Title 15A NCAC 02B regulations. Free product recovery activities continue. As per NCDEQ's Notice dated September 25, 2020, groundwater monitoring reports will be submitted to the NCDEQ Mooresville Regional Office each subsequent month until that schedule is revised.

FIGURES



Data Sources: US Geological Survey (Elevation Products)

Checked By:	AS
Created By:	CW
Scale:	1 " = 750 FT
Date/Time:	05/25/2022; 15:20
Project No.:	CPC20126

Site Location Map
Colonial Pipeline Company
2020-L1-SR2448
Huntersville, North Carolina

0 750 1,500 2,250 Feet

Figure
1

Release Site

APEX

Document Path: E:\Apex\Huntersville\Figures\MXDs\Figure 1-Site Location Map.mxd

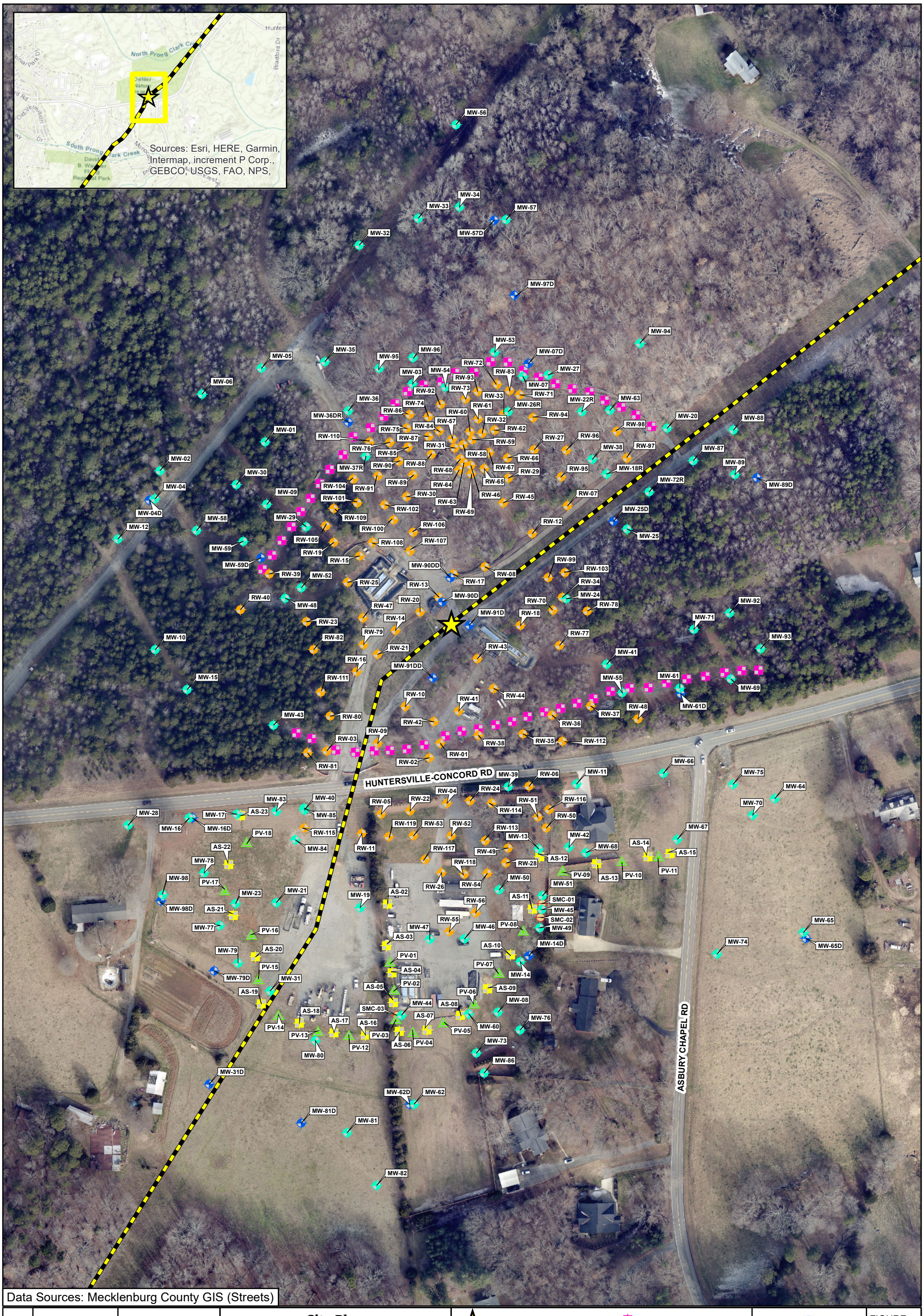

Data Sources: Mecklenburg County GIS (Streets)

Checked By:	AS
Created By:	CW
Scale:	1 " = 150 FT
Date/Time:	06/01/2022; 13:22
Project No.:	CPC20126

Site Plan
Colonial Pipeline Company
2020-L1-SR2448 Release
Huntersville, North Carolina

0 150 300 Feet

- Release Site
- Pipeline
- Monitoring Well
- Monitoring Well (Bedrock)
- Recovery Well
- Hydraulic Control Well
- Air Sparge
- Vapor Point
- Piezometer

Notes:
Installed well points that have been surveyed are currently depicted.

APEX

FIGURE 2

Document Path: E:\Apex\Huntersville\Figures\MXDs\Figure 2 - Site Plan.mxd

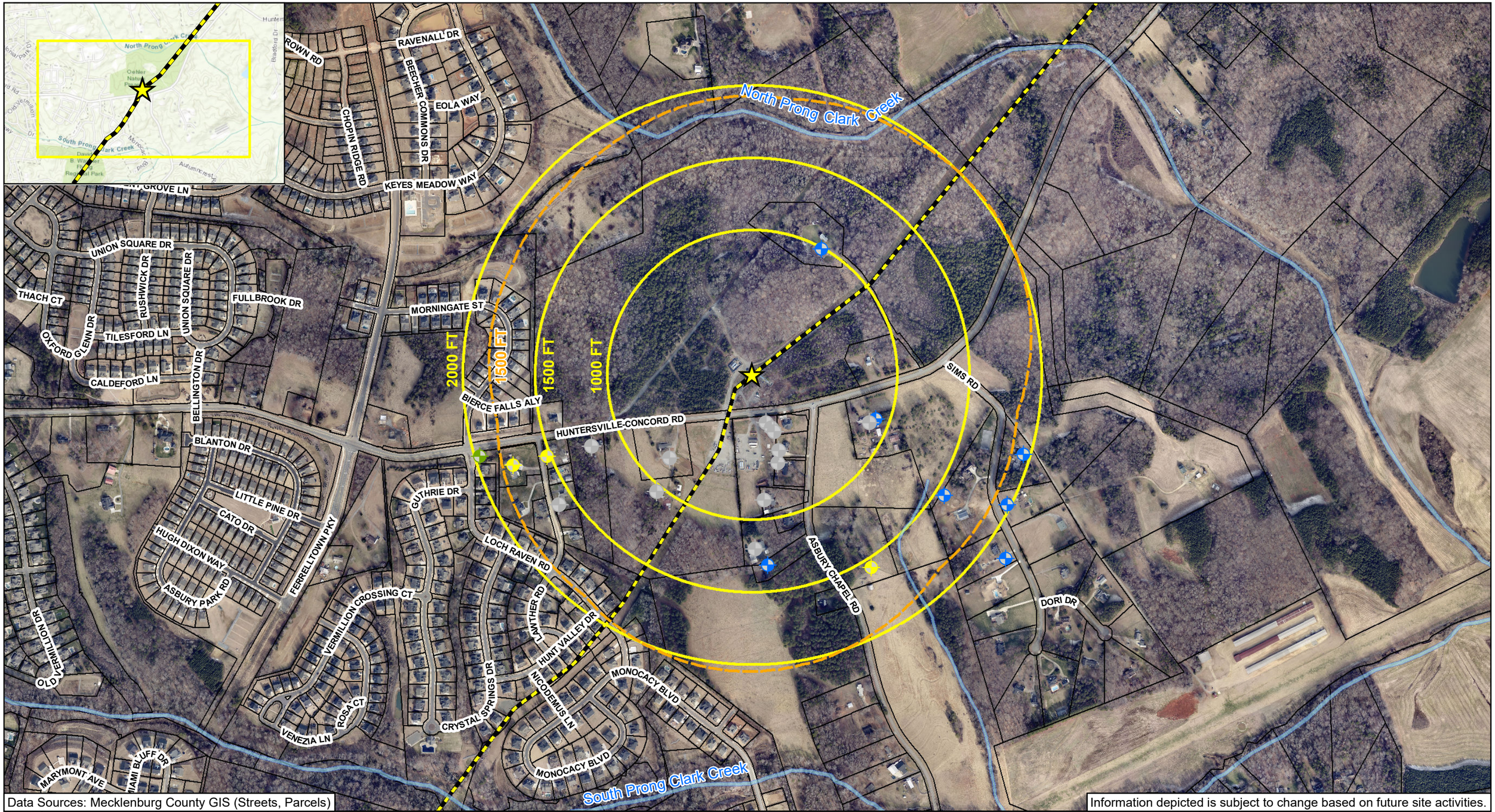

Data Sources: Mecklenburg County GIS (Streets, Parcels)

Information depicted is subject to change based on future site activities.

Checked By:	AS
Created By:	CW
Scale:	1 " = 625 FT
Date/Time:	06/22/2022; 10:41
Project No.:	CPC20126

Potential Receptor Map
Colonial Pipeline Company
2020-L1-SR2448
Huntersville, North Carolina

0 600 1,200 1,800 Feet

- Release Site
- Pipeline
- Parcel Boundaries
- Water Supply Well (Potable Use)
- Water Supply Well (Non-Potable Use)
- Water Supply Well (Abandoned)
- Water Supply Well (Inactive Use)
- 1,500-Foot Radius from Edge of June 2022 Free Product Boundary
- Radius from Release Site

APEX

FIGURE 3

Document Path: E:\Apex\Huntersville\Figures\MXDs\Figure 3 - Potential Receptor Map.mxd

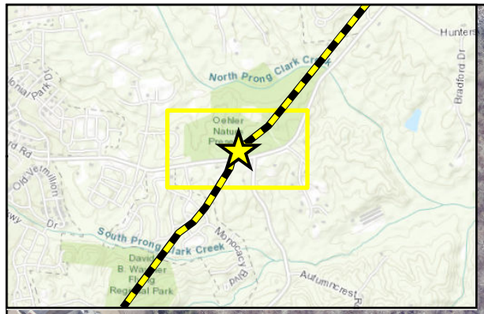

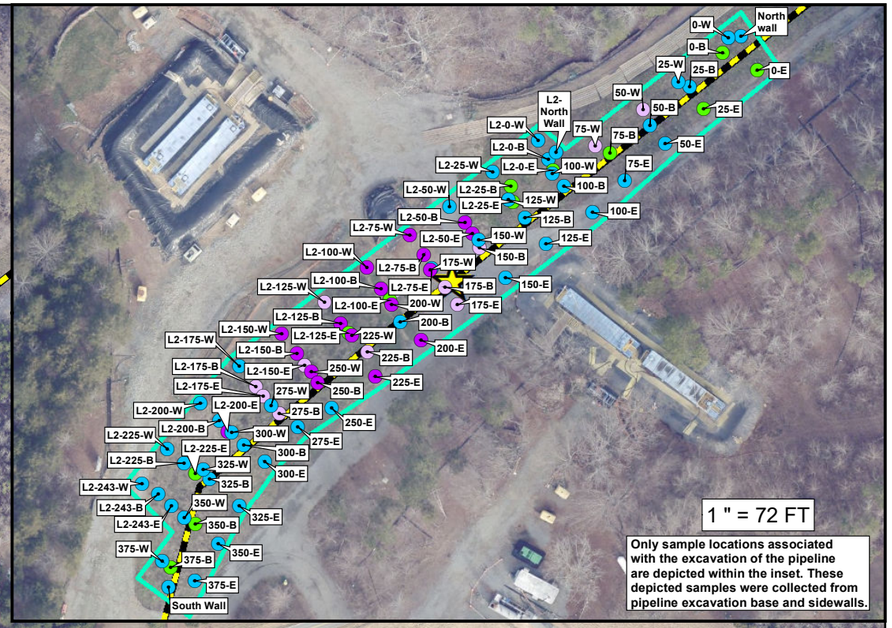

Data Sources: Mecklenburg County GIS (Streets)

Information depicted is subject to change based on future site activities.

Checked By:	TN
Created By:	CW
Scale:	1 " = 225 FT
Date/Time:	06/22/2022; 10:55
Project No.:	CPC20126

Pipeline Excavation and Delineation Soil Sampling Results
Colonial Pipeline Company
2020-L1-SR2448
Huntersville, North Carolina

0 225 450 675 Feet

Release Site
Pipeline
Equal to or Below Maximum Soil Contaminant Concentration Levels (MSCCs)
Exceeds Soil-To-Water (MSCCs)
Soil Sample Collected At or Below the Saturated Interval
Exceeds Residential Soil Clean Up Levels (MSCCs)
Exceeds Industrial/Commercial Soil Levels (MSCCs)
Area of all excavated soil

Notes: See Table 1 and Table 2 for detailed results.
Soil sampling results depicted on this map represent soil conditions between two feet below ground surface and the saturated interval.

APEX

FIGURE 4

Document Path: E:\Apex\Huntersville\Figures\MXDs\Figure 4 - Pipeline Excavation and Delineation Soil Sampling Results.mxd

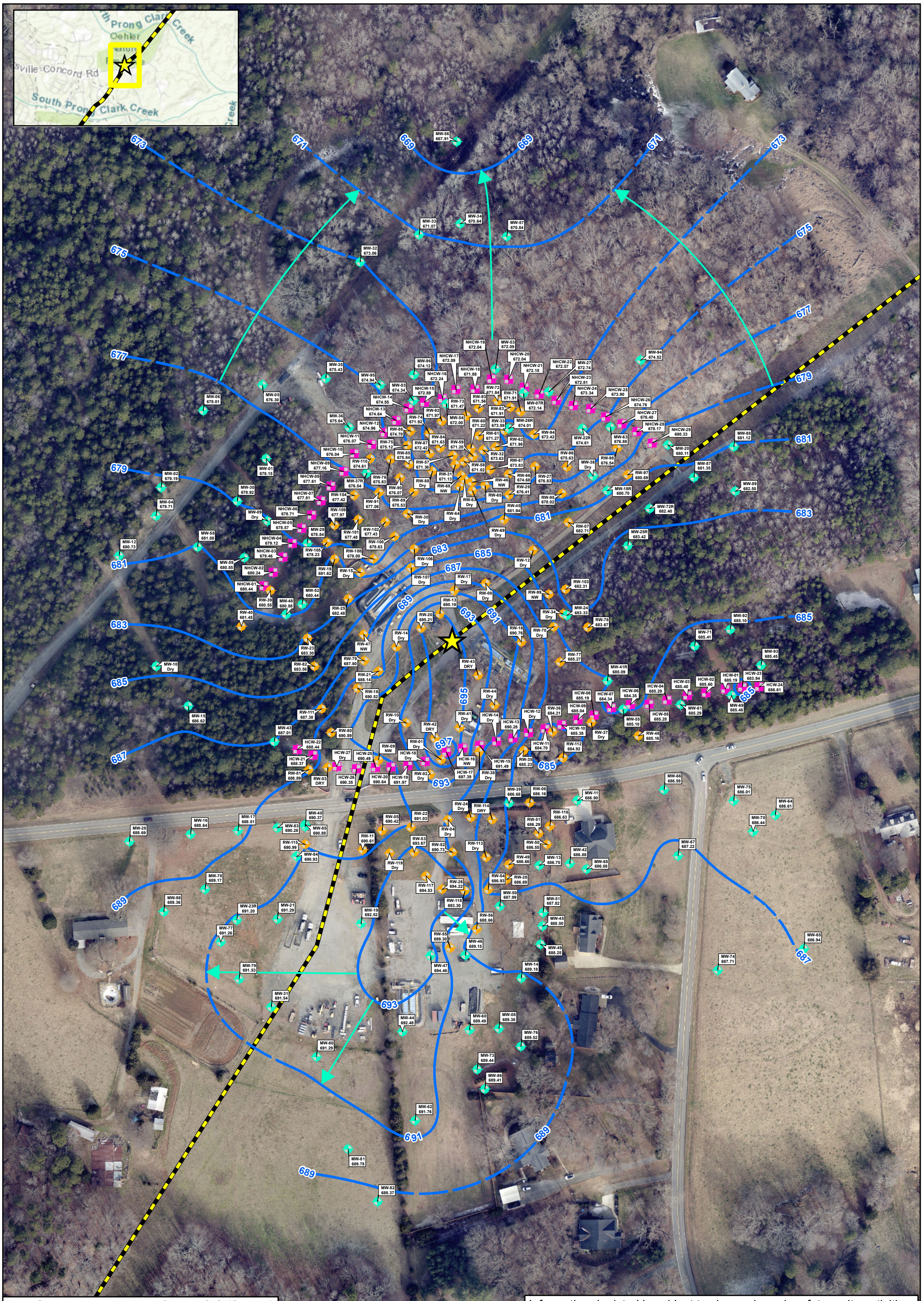
Prong Clark Creek
Oehler
sville-Concord Rd
South Prong Clark Creek
MW-56 667.91
MW-33 671.07
MW-34 670.64
MW-57 670.84
MW-32 673.06
MW-35 675.43
MW-95 674.94
MW-96 674.12
MW-03 674.34
MW-05 676.30
MW-06 678.01
MW-36 675.64
MW-01 678.15
MW-02 679.19
MW-30 678.92
MW-04 679.71
MW-09 Dry
MW-12 680.73
MW-58 681.08
MW-59 680.55
MW-52 680.44
MW-48 680.88
MW-40 681.45
MW-23 683.30
MW-10 Dry
MW-15 686.62
MW-43 687.01
MW-22 688.44
MW-21 688.37
MW-81 688.89
MW-03 DRY
MW-28 688.69
MW-16 688.64
MW-17 688.51
MW-40 690.37
MW-83 690.28
MW-85 690.88
MW-84 690.93
MW-78 689.17
MW-98 689.36
MW-23R 691.20
MW-21 691.29
MW-77 691.26
MW-79 691.53
MW-31 691.54
MW-80 691.29
MW-82 688.37
MW-81 689.78
MW-62 691.76
MW-44 692.48
MW-47 694.46
MW-46 689.15
MW-49 688.25
MW-14 689.18
MW-60 689.49
MW-08 689.38
MW-76 689.52
MW-73 689.44
MW-86 689.41
MW-19 692.52
MW-55 689.30
MW-45 688.00
MW-51 687.82
MW-56 688.66
MW-50 687.99
MW-54 686.93
MW-28 686.69
MW-26 694.22
MW-117 694.53
MW-118 693.30
MW-49 686.66
MW-13 686.75
MW-68 686.08
MW-42 686.88
MW-67 687.22
MW-65 686.94
MW-74 687.71
MW-39 686.68
MW-06 686.16
MW-11 686.90
MW-24 Dry
MW-114 DRY
MW-116 686.63
MW-51 686.29
MW-50 686.55
MW-113 Dry
MW-66 686.59
MW-75 686.01
MW-64 686.61
MW-70 686.44
MW-05 690.42
MW-22 691.03
MW-04 Dry
MW-53 693.57
MW-52 690.73
MW-11 690.61
MW-119 Dry
MW-115 690.99
MW-41R 685.09
MW-93 685.45
MW-71 685.41
MW-92 685.10
MW-61 685.29
MW-55 685.10
MW-48 685.16
MW-69 685.46
MW-88 681.12
MW-87 681.35
MW-89 682.50
MW-18R 680.70
MW-72R 682.40
MW-25R 683.42
MW-07 682.71
MW-24 683.33
MW-78 683.67
MW-103 682.31
MW-99 NW
MW-34 Dry
MW-70 Dry
MW-77 685.27
MW-18 690.76
MW-20 680.11
MW-38 Dry
MW-97 680.69
MW-96 675.63
MW-98 676.54
MW-22R 674.61
MW-63 676.88
MW-94 674.52
MW-27 672.74
MW-22 672.57
NHCW-19 672.04
NHCW-17 672.09
NHCW-18 671.88
NHCW-20 672.04
NHCW-21 672.18
NHCW-16 672.24
NHCW-15 672.89
NHCW-14 674.55
NHCW-13 674.64
NHCW-12 674.96
NHCW-11 676.07
NHCW-10 676.04
NHCW-09 677.16
NHCW-08 677.61
NHCW-07 677.81
NHCW-06 678.71
NHCW-05 678.57
NHCW-04 679.12
NHCW-03 679.46
NHCW-02 680.24
NHCW-01 680.44
NHCW-23 672.81
NHCW-24 673.34
NHCW-25 673.90
NHCW-26 674.78
NHCW-27 676.40
NHCW-28 678.17
NHCW-29 680.33
RW-72 671.84
RW-71 671.91
RW-73 671.47
RW-93 671.56
RW-83 671.91
RW-07R 672.14
RW-92 671.97
RW-74 671.92
RW-54 672.00
RW-60 671.22
RW-33 673.59
RW-26R 674.01
RW-61 671.27
RW-62 671.98
RW-94 672.42
RW-86 674.70
RW-84 671.63
RW-87 672.42
RW-59 671.20
RW-75 675.12
RW-85 675.84
RW-32 673.63
RW-57 671.36
RW-58 671.02
RW-67 673.83
RW-110 674.61
RW-76 675.83
RW-31 671.13
RW-88 Dry
RW-46 NW
RW-66 674.68
RW-27 676.83
RW-37R 676.54
RW-90 676.07
RW-68 NW
RW-29 676.41
RW-104 677.42
RW-91 677.06
RW-89 675.53
RW-63 Dry
RW-65 Dry
RW-95 678.02
RW-109 677.97
RW-64 Dry
RW-45 681.94
RW-30 Dry
RW-101 677.48
RW-102 677.43
RW-100 678.63
RW-105 678.23
RW-108 678.00
RW-19 681.62
RW-15 Dry
RW-106 Dry
RW-107 Dry
RW-17 Dry
RW-08 Dry
RW-12 Dry
RW-13 695.19
RW-20 695.21
RW-14 Dry
RW-47 NW
RW-79 687.80
RW-82 683.56
RW-21 688.14
RW-16 690.52
RW-111 687.38
RW-80 690.89
RW-09 NW
RW-01 Dry
RW-18 Dry
RW-02 Dry
RW-10 Dry
RW-42 DRY
RW-43 DRY
RW-44 Dry
RW-41 Dry
RW-24 Dry
RW-04 Dry
RW-113 Dry
RW-119 Dry
RW-117 694.53
RW-26 694.22
RW-118 693.30
RW-56 688.66
RW-55 689.30
RW-46 689.15
RW-49 688.25
RW-14 689.18
RW-44 692.48
RW-47 694.46
RW-31 691.54
RW-79 691.53
RW-77 691.26
RW-23R 691.20
RW-21 691.29
RW-98 689.36
RW-78 689.17
RW-84 690.93
RW-28 686.69
RW-115 690.99
RW-83 690.28
RW-85 690.88
RW-40 690.37
RW-17 688.51
RW-16 688.64
RW-28 688.69
RW-03 DRY
RW-81 688.89
RW-22 691.03
RW-05 690.42
RW-53 693.57
RW-52 690.73
RW-11 690.61
RW-119 Dry
RW-04 Dry
RW-113 Dry
RW-114 DRY
RW-24 Dry
RW-39 680.55
RW-40 681.45
RW-52 680.44
RW-48 680.88
RW-25 682.48
RW-29 678.84
RW-105 678.23
RW-108 678.00
RW-19 681.62
RW-15 Dry
RW-104 677.42
RW-91 677.06
RW-89 675.53
RW-109 677.97
RW-64 Dry
RW-30 Dry
RW-101 677.48
RW-102 677.43
RW-100 678.63
RW-106 Dry
RW-107 Dry
RW-17 Dry
RW-08 Dry
RW-12 Dry
RW-99 NW
RW-103 682.31
RW-34 Dry
RW-70 Dry
RW-18 690.76

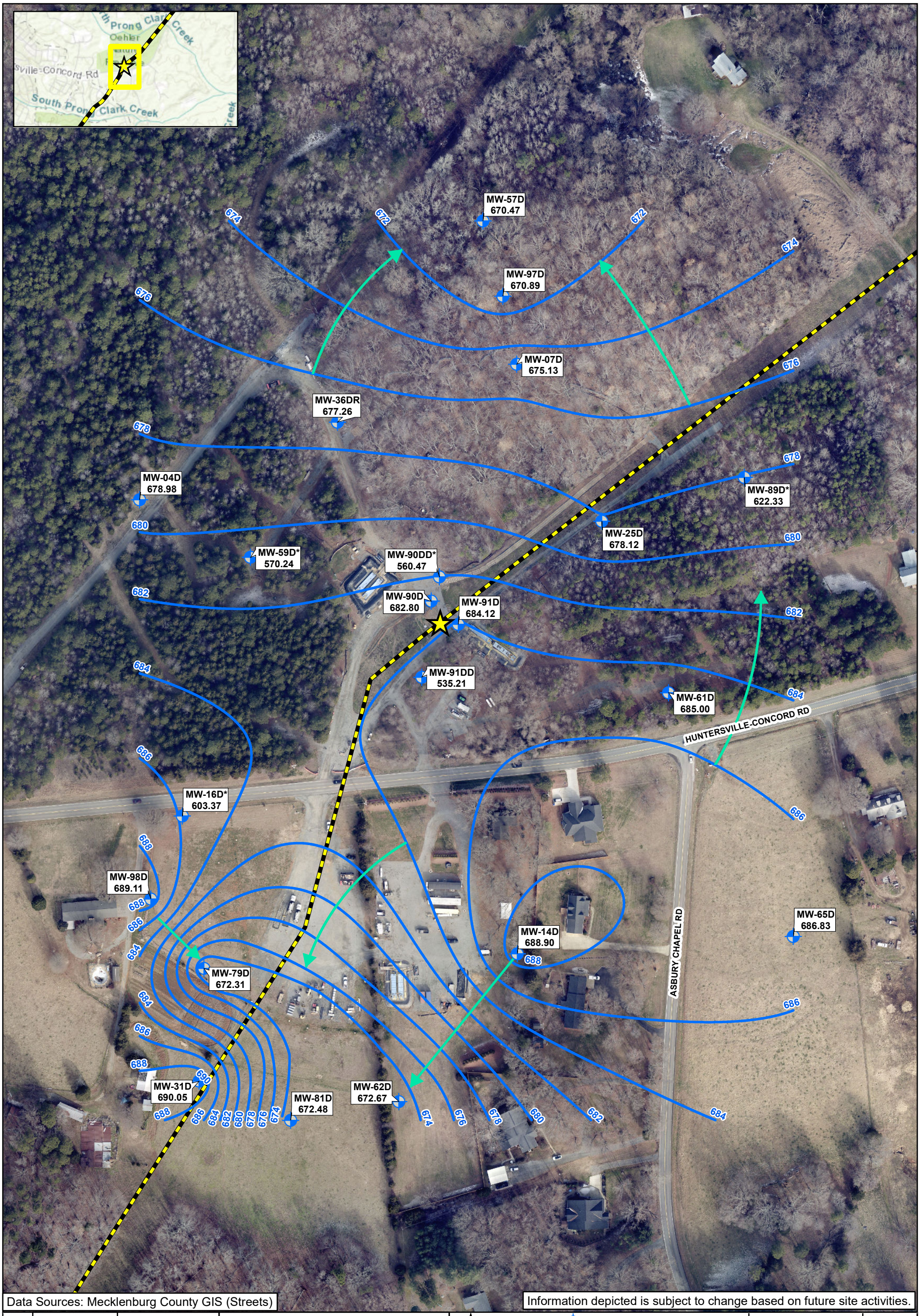

Data Sources: Mecklenburg County GIS (Streets)

Information depicted is subject to change based on future site activities.

Checked By:	AS
Created By:	CW
Scale:	1 " = 150 FT
Date/Time:	06/08/2022; 10:51
Project No.:	CPC20126

Groundwater Potentiometric Surface Map - Bedrock Unit
Colonial Pipeline Company
2020-L1-SR2448
Huntersville, North Carolina

0 150 300 Feet

Release Site
Pipeline
Monitoring Well (Bedrock)
Apparent Groundwater Flow Direction
Equipotential Contour (ft amsl)

NOTES:
Contours based on monitoring well gauging data collected on 05/25/2022;
Groundwater elevation measurements shown in feet amsl (above mean sea level);
The following wells denoted with an asterisk were not used during contouring:
MW-16D*, MW-59D*, MW-89D*, MW-89D*, MW-90DD*, MW-91DD* ;
Contours interpolated using Surfer (Kriging).

APEX

FIGURE 6

Document Path: E:\Apex\Huntersville\Figures\MXDs\Figure 6 - Bedrock Groundwater Potentiometric Surface Map.mxd

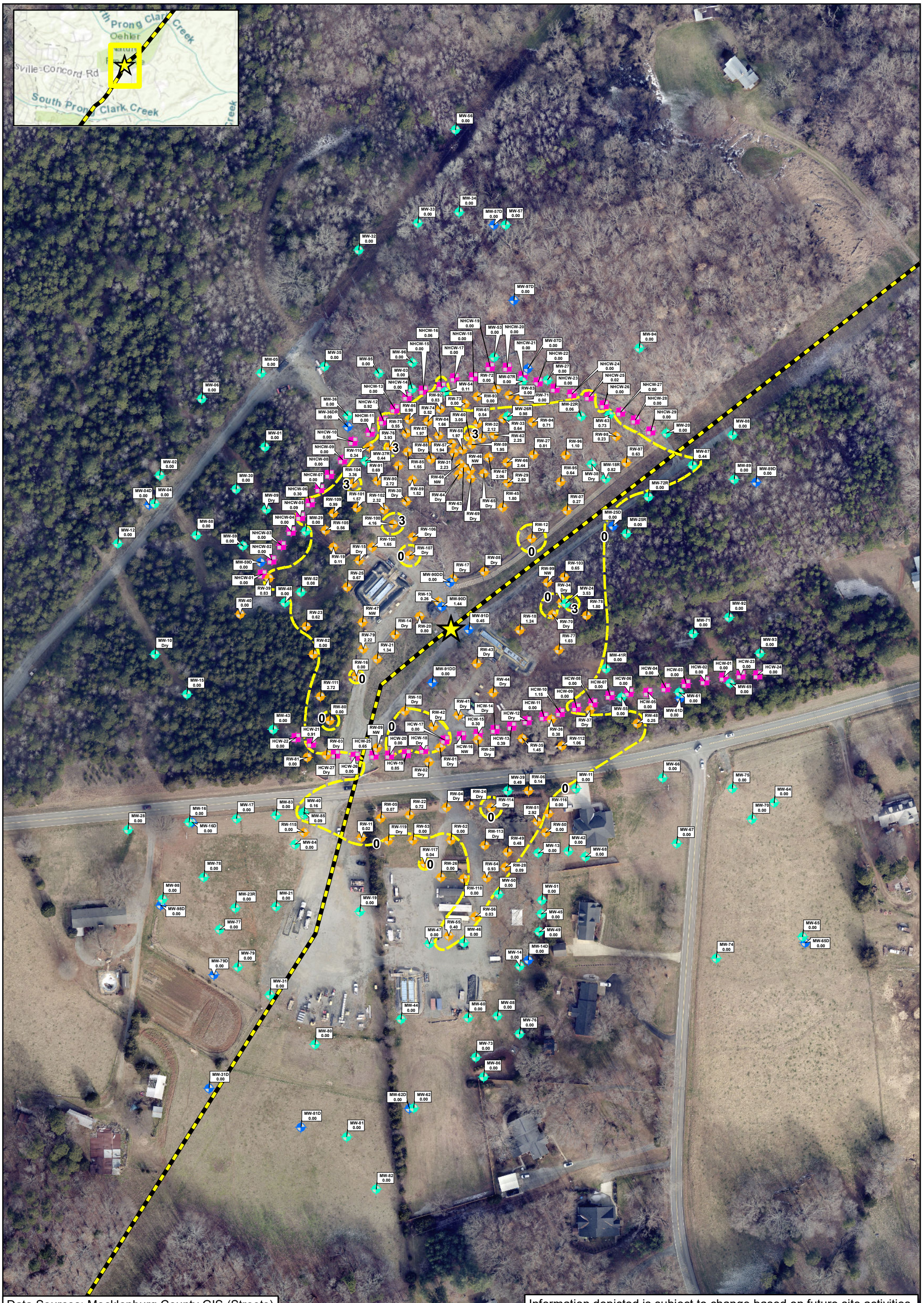
Prong Clark Creek
Oehler
sville-Concord Rd
South Prong Clark Creek
Creek
MW-56 0.00
MW-34 0.00
MW-33 0.00
MW-57D 0.00
MW-57 0.00
MW-32 0.00
MW-97D 0.00
MW-94 0.00
MW-05 0.00
MW-35 0.00
MW-95 0.00
MW-96 0.00
MW-03 0.00
MW-06 0.00
MW-36 0.00
MW-36DR 0.00
MW-01 0.00
MW-02 0.00
MW-30 0.00
MW-04D 0.00
MW-04 0.00
MW-09 Dry
MW-58 0.00
MW-12 0.00
MW-59 0.00
MW-59D 0.00
MW-40 0.00
MW-10 Dry
MW-15 0.00
MW-43 0.00
MW-16 0.00
MW-16D 0.00
MW-17 0.00
MW-28 0.00
MW-78 0.00
MW-98 0.00
MW-98D 0.00
MW-23R 0.00
MW-21 0.00
MW-77 0.00
MW-79 0.00
MW-79D 0.00
MW-31 0.00
MW-31D 0.00
MW-81D 0.00
MW-81 0.00
MW-82 0.00
MW-62D 0.00
MW-62 0.00
MW-44 0.00
MW-60 0.00
MW-08 0.00
MW-76 0.00
MW-80 0.00
MW-73 0.00
MW-86 0.00
MW-14 0.00
MW-14D 0.00
MW-45 0.00
MW-49 0.00
MW-51 0.00
MW-50 0.00
MW-46 0.00
MW-47 0.00
MW-19 0.00
MW-83 0.00
MW-84 0.00
MW-85 0.09
MW-40 0.16
MW-115 0.00
MW-119 Dry
MW-53 0.00
MW-52 0.00
MW-113 Dry
MW-49 0.48
MW-42 0.00
MW-13 0.00
MW-68 0.00
MW-67 0.00
MW-66 0.00
MW-75 0.00
MW-64 0.00
MW-70 0.00
MW-74 0.00
MW-65 0.00
MW-65D 0.00
MW-11 0.00
MW-116 0.00
MW-39 0.49
MW-06 0.14
MW-114 Dry
MW-24 Dry
MW-04 Dry
MW-22 0.72
MW-05 0.07
MW-11 0.02
MW-117 0.04
MW-26 0.00
MW-54 0.93
MW-28 0.09
MW-118 0.00
MW-56 0.03
MW-55 0.40
MW-46 0.00
MW-47 0.00
MW-50 0.00
MW-51 0.00
MW-45 0.00
MW-49 0.00
MW-14 0.00
MW-14D 0.00
MW-74 0.00
MW-65 0.00
MW-65D 0.00
MW-11 0.00
MW-66 0.00
MW-75 0.00
MW-64 0.00
MW-70 0.00
MW-67 0.00
MW-42 0.00
MW-13 0.00
MW-68 0.00
MW-92 0.00
MW-71 0.00
MW-93 0.00
MW-41R 0.00
MW-69 0.00
MW-61 0.00
MW-61D 0.00
MW-55 0.00
MW-37 Dry
MW-63 0.73
MW-98 0.23
MW-88 0.00
MW-20 0.00
MW-37 0.44
MW-89 0.00
MW-89D 0.00
MW-72R 0.00
MW-25D 0.00
MW-25R 0.00
MW-18R 0.82
MW-38 Dry
MW-22R 0.06
MW-07D 0.00
MW-27 0.00
MW-24 3.53
MW-90D 1.44
MW-91D 0.45
MW-90DD 0.00
MW-91DD 0.00
MW-43 Dry
MW-10 Dry
MW-52 0.08
MW-48 0.00
MW-29 0.00
MW-39 0.83
MW-09 NW
MW-03 Dry
MW-01 Dry
MW-02 Dry
MW-38 Dry
MW-35 1.45
MW-36 0.38
MW-37 Dry
MW-48 0.25
MW-112 1.06
MW-96 1.10
MW-95 0.64
MW-97 0.63
MW-72 0.00
MW-07 0.27
MW-12 Dry
MW-99 NW
MW-103 0.65
MW-34 Dry
MW-78 1.80
MW-70 Dry
MW-77 1.03
MW-18 1.24
MW-22 0.98
MW-26 0.98
MW-94 0.71
MW-33 0.64
MW-62 2.25
MW-27 0.81
MW-59 1.95
MW-97 0.63
MW-37R 0.44
MW-46 NW
MW-66 2.44
MW-67 2.06
MW-29 2.80
MW-45 1.80
MW-65 Dry
MW-69 Dry
MW-63 Dry
MW-64 Dry
MW-68 NW
MW-31 2.23
MW-85 1.55
MW-87 1.97
MW-88 Dry
MW-57 1.94
MW-58 1.97
MW-32 2.12
MW-84 1.66
MW-86 0.98
MW-74 0.52
MW-92 0.83
MW-73 0.00
MW-72 0.00
MW-07R 0.00
MW-83 0.00
MW-71 0.00
MW-54 0.11
MW-53 0.00
MW-20 0.00
MW-21 2.72
MW-111 2.72
MW-80 0.00
MW-82 0.00
MW-23 0.62
MW-40 0.00
MW-47 NW
MW-14 Dry
MW-20 0.80
MW-13 0.26
MW-79 2.22
MW-21 1.34
MW-16 0.00
MW-81 0.00
MW-03 Dry
MW-09 NW
MW-10 Dry
MW-42 Dry
MW-41 Dry
MW-44 Dry
MW-14 Dry
MW-12 Dry
MW-08 Dry
MW-17 Dry
MW-15 Dry
MW-25 0.67
MW-19 0.11
MW-109 0.99
MW-105 0.56
MW-101 1.57
MW-102 2.32
MW-100 4.16
MW-104 3.36
MW-90 2.72
MW-30 Dry
MW-89 1.52
MW-64 Dry
MW-63 Dry
MW-69 Dry
MW-31 2.23
MW-85 1.55
MW-87 1.97
MW-88 Dry
MW-57 1.94
MW-58 1.97
MW-32 2.12
MW-84 1.66
MW-86 0.98
MW-74 0.52
MW-92 0.83
MW-73 0.00
MW-72 0.00
MW-07R 0.00
MW-83 0.00
MW-71 0.00
MW-54 0.11
MW-53 0.00
MW-20 0.00
MW-21 2.72
MW-111 2.72
MW-80 0.00
MW-82 0.00
MW-23 0.62
MW-40 0.00
MW-47 NW
MW-14 Dry
MW-20 0.80
MW-13 0.26
MW-79 2.22
MW-21 1.34
MW-16 0.00
MW-81 0.00
MW-03 Dry
MW-09 NW
MW-10 Dry
MW-42 Dry
MW-41 Dry
MW-44 Dry
MW-14 Dry
MW-12 Dry
MW-08 Dry
MW-17 Dry
MW-15 Dry
MW-25 0.67
MW-19 0.11
MW-109 0.99
MW-105 0.56
MW-101 1.57
MW-102 2.32
MW-100 4.16
MW-104 3.36
MW-90 2.72
MW-30 Dry
MW-89 1.52
MW-64 Dry
MW-63 Dry
MW-69 Dry
MW-52 0.08
MW-48 0.00
MW-29 0.00
MW-39 0.83
MW-09 NW
MW-03 Dry
MW-01 Dry
MW-02 Dry
MW-38 Dry
MW-35 1.45
MW-36 0.38
MW-37 Dry
MW-48 0.25
MW-112 1.06
MW-96 1.10
MW-95 0.64
MW-97 0.63
MW-72 0.00
MW-07 0.27
MW-12 Dry
MW-99 NW
MW-103 0.65
MW-34 Dry
MW-78 1.80
MW-70 Dry
MW-77 1.03
MW-18 1.24
MW-22 0.98
MW-26 0.98
MW-94 0.71
MW-33 0.64
MW-62 2.25
MW-27 0.81
MW-59 1.95
MW-97 0.63
MW-37R 0.44
MW-46 NW
MW-66 2.44
MW-67 2.06
MW-29 2.80
MW-45 1.80
MW-65 Dry
MW-69 Dry
MW-63 Dry
MW-64 Dry
MW-68 NW

MW-56	
6/2/2022	
All Constituents	ND

MW-72R	
6/3/2022	
Benzene	**3.5**
Bromodichloromethane	**1.1**
Chloroform	5.4
Diisopropyl ether	10.7
Methyl-tert-butyl ether	0.48J
Toluene	0.80
1,2,4-Trimethylbenzene	5.5
1,3,5-Trimethylbenzene	11.4
Xylene (Total)	66.7
m&p-Xylene	31.8
o-Xylene	34.9
C5 - C8 Aliphatics	**1,260**
C9 - C12 Aliphatics	188
C9 - C10 Aromatics	91.9
VPH (Total)	1,540

MW-34	
6/2/2022	
All Constituents	ND

MW-57D	
6/2/2022	
Lead	1.4J

MW-57	
6/2/2022	
All Constituents	ND

MW-33	
6/2/2022	
All Constituents	ND

MW-32	
6/2/2022	
All Constituents	ND

MW-97D	
6/3/2022	
All Constituents	ND

MW-07D	
6/3/2022	
Benzene	**8.6**
Diisopropyl ether	5.2
Methyl-tert-butyl ether	2.4
Xylene (Total)	1.6
o-Xylene	1.6
C5 - C8 Aliphatics	67.5
VPH (Total)	74.9

MW-07R	
6/2/2022	
Diisopropyl ether	0.44J
Xylene (Total)	0.42J
o-Xylene	0.42J

MW-35	
6/2/2022	
Lead	1.6J

MW-95	
6/2/2022	
Diisopropyl ether	0.72
Trichlorofluoromethane	0.31J

MW-96	
6/2/2022	
All Constituents	ND

MW-53	
6/2/2022	
All Constituents	ND

MW-94	
6/2/2022	
Lead	1.1J

MW-05	
6/2/2022	
All Constituents	ND

MW-54	
Not Sampled (Free Product)	

MW-27	
6/2/2022	
Lead	2.6J

MW-20	
6/3/2022	
Lead	3.6J
Bromodichloromethane	**0.62**
Chloroform	2.8

MW-87	
Not Sampled (Free Product)	

MW-37R	
Not Sampled (Free Product)	

MW-26R	
Not Sampled (Free Product)	

MW-88	
6/2/2022	
Lead	5.2

MW-36	
06/02/2022	
Diisopropyl ether	1.1
Trichlorofluoromethane	0.57J

MW-06	
6/2/2022	
All Constituents	ND

MW-03	
Not Sampled (Dry)	

MW-89	
6/3/2022	
All Constituents	ND

MW-01	
6/2/2022	
Lead	4.6J

MW-22R	
Not Sampled (Free Product)	

MW-63	
Not Sampled (Free Product)	

MW-02	
6/2/2022	
Lead	5.8

MW-89D	
Not Sampled (Dry)	

MW-04	
6/2/2022	
All Constituents	ND

MW-30	
6/2/2022	
Lead	2.9J

MW-36DR	
6/2/2022	
All Constituents	ND

MW-38	
Not Sampled (Free Product)	

MW-18R	
Not Sampled (Free Product)	

MW-25R	
6/3/2022	
Benzene	**104**
n-Butylbenzene	5.1
Chloroform	2.2
Diisopropyl ether	16.0
Ethylbenzene	20.6
Isopropylbenzene (Cumene)	2.2
Methyl-tert-butyl ether	1.9
Naphthalene	**11.5**
n-Propylbenzene	2.9
Toluene	254
1,2,4-Trimethylbenzene	121
1,3,5-Trimethylbenzene	42.8
Xylene (Total)	**673**
m&p-Xylene	416
o-Xylene	257
C5 - C8 Aliphatics	**3,870**
C9 - C12 Aliphatics	**1,440**
C9 - C10 Aromatics	**546**
VPH (Total)	5,860

MW-04D	
6/2/2022	
All Constituents	ND

MW-09	
Not Sampled (Dry)	

MW-25D	
6/3/2022	
Chloroform	0.51

MW-71	
6/1/2022	
Lead	2.1J
Bromodichloromethane	**1.3**
Chloroform	7.5
Diisopropyl ether	2.1

MW-58	
6/3/2022	
All Constituents	ND

MW-29	
Not Sampled (Pump in Well)	

MW-90DD	
6/3/2022	
Benzene	0.38J
Chloroform	0.43J
Toluene	0.62

MW-24	
Not Sampled (Free Product)	

MW-12	
6/3/2022	
Lead	3.8J

MW-59	
6/2/2022	
All Constituents	ND

MW-59D	
Not Sampled	

MW-55	
6/3/2022	
Lead	3.9J
Benzene	**133**
n-Butylbenzene	37.0
Diisopropyl ether	37.4
Ethylbenzene	83.2
Isopropylbenzene (Cumene)	20.8
Methyl-tert-butyl ether	6.5
Naphthalene	**75.5**
n-Propylbenzene	25.9
Toluene	**698**
1,2,4-Trimethylbenzene	**1,380**
1,3,5-Trimethylbenzene	382
Xylene (Total)	**5,840**
m&p-Xylene	**3,820**
o-Xylene	**2,020**
C5 - C8 Aliphatics	**11,600**
C9 - C12 Aliphatics	**10,900**
C9 - C10 Aromatics	**4,390**
VPH (Total)	26,900

MW-52	
Not Sampled (Free Product)	

MW-90D	
Not Sampled (Free Product)	

MW-91D	
Not Sampled (Free Product)	

MW-92	
6/1/2022	
Lead	1.2J

MW-48	
6/3/2022	
Benzene	**7,320**
Diisopropyl ether	**621**
Ethylbenzene	218
Isopropylbenzene (Cumene)	32.0
Methyl-tert-butyl ether	**89.6**
Naphthalene	**163**
n-Propylbenzene	54.5
Toluene	**2,760**
1,2,4-Trimethylbenzene	173
1,3,5-Trimethylbenzene	88.3
Xylene (Total)	**3,170**
m&p-Xylene	**1,320**
o-Xylene	**1,850**
C5 - C8 Aliphatics	**64,200**
C9 - C12 Aliphatics	**6,480**
C9 - C10 Aromatics	**1,610**
VPH (Total)	72,200

MW-41R	
6/3/2022	
Benzene	**285**
Diisopropyl ether	13.1
Ethylbenzene	70.2
Isopropylbenzene (Cumene)	5.0
Naphthalene	**29.8**
n-Propylbenzene	6.2
Toluene	**630**
1,2,4-Trimethylbenzene	162
1,3,5-Trimethylbenzene	57.9
Xylene (Total)	**1,145**
m&p-Xylene	**675**
o-Xylene	470
C5 - C8 Aliphatics	**7,320**
C9 - C12 Aliphatics	**2,570**
C9 - C10 Aromatics	**705**
VPH (Total)	10,600

MW-93	
6/1/2022	
All Constituents	ND

MW-69	
Not Sampled (Dry)	

MW-10	
Not Sampled (Dry)	

MW-15	
6/3/2022	
Lead	**15.1J**

MW-91DD	
6/3/2022	
All Constituents	ND

MW-61D	
6/1/2022	
Bromodichloromethane	**1.7**
Chloroform	9.6

MW-61	
6/3/2022	
Lead	2.8J
Benzene	**353**
n-Butylbenzene	8.6
Chloroform	3.5
Diisopropyl ether	**80.7**
Ethylbenzene	20.9
Isopropylbenzene (Cumene)	2.7
Methylene Chloride	8.6
Methyl-tert-butyl ether	11.5
Naphthalene	**23.7**
n-Propylbenzene	2.0
Toluene	453
1,2,4-Trimethylbenzene	195
1,3,5-Trimethylbenzene	92.7
Xylene (Total)	**1,245**
m&p-Xylene	**693**
o-Xylene	**552**
C5 - C8 Aliphatics	**4,180**
C9 - C12 Aliphatics	**2,120**
C9 - C10 Aromatics	**814**
VPH (Total)	7,120

MW-40	
Not Sampled (Free Product)	

MW-83	
6/1/2022	
Lead	7.2

MW-43	
6/2/2022	
Trichlorofluoromethane	0.62J

MW-17	
6/1/2022	
Lead	2.2J

MW-85	
Not Sampled (Free Product)	

MW-16	
6/1/2022	
Lead	3.0J

MW-19	
6/1/2022	
Benzene	**9,240**
Diisopropyl ether	**353**
Ethylbenzene	**1,460**
Naphthalene	**243J**
n-Propylbenzene	**83.8**
Toluene	**22,800**
1,3,5-Trimethylbenzene	218
1,2,4-Trimethylbenzene	**956**
Xylene (Total)	**10,700**
m&p-Xylene	**7,050**
o-Xylene	**3,650**
C5 - C8 Aliphatics	**153,000**
C9 - C12 Aliphatics	**25,800**
C9 - C10 Aromatics	**4,320**
VPH (Total)	183,000

MW-75	
6/3/2022	
Lead	**19.3**

MW-66	
5/31/2022	
Lead	3.6J
Bromodichloromethane	0.38J

MW-39	
Not Sampled (Free Product)	

MW-11	
Not Sampled (Pump in Well)	

MW-28	
6/1/2022	
All Constituents	ND

MW-13	
5/31/2022	
Benzene	0.62
Toluene	2.6
Xylene (Total)	0.42J
o-Xylene	0.42J

MW-68	
5/31/2022	
Lead	14.7

MW-16D	
6/3/2022	
Lead	**40.7**

MW-78	
6/1/2022	
Lead	1.9J
VPH (Total)	74.4

MW-84	
Not Sampled (Dry)	

MW-45	
5/31/2022	
Diisopropyl ether	0.76

MW-42	
5/31/2022	
Lead	0.94J

MW-67	
5/31/2022	
Lead	1.6J

MW-70	
5/31/2022	
All Constituents	ND

MW-64	
5/31/2022	
Lead	3.5J

MW-98	
5/31/2022	
All Constituents	ND

MW-51	
5/31/2022	
All Constituents	ND

MW-65	
5/31/2022	
All Constituents	ND

MW-98D	
6/1/2022	
Trichlorofluoromethane	0.36J

MW-47	
Not Sampled (Dry)	

MW-49	
5/31/2022	
All Constituents	ND

MW-23	
6/1/2022	
Lead	9.2

MW-21	
6/1/2022	
Benzene	**626**
Diisopropyl ether	**93.8**
Isopropylbenzene (Cumene)	2.5J
Methyl-tert-butyl ether	**39.5**
Naphthalene	**8.9J**
Toluene	6.0
Xylene (Total)	38.4
m&p-Xylene	5.2
o-Xylene	33.2
C5 - C8 Aliphatics	**4,040**
C9 - C12 Aliphatics	133
VPH (Total)	4,220

MW-50	
5/31/2022	
Benzene	**1,400**
Diisopropyl ether	36.0
Ethylbenzene	154
Naphthalene	**51.5**
n-Propylbenzene	10.4J
Toluene	**3,810**
1,2,4-Trimethylbenzene	182
1,3,5-Trimethylbenzene	49.3
Xylene (Total)	**2,215**
m&p-Xylene	**1,370**
o-Xylene	**845**
C5 - C8 Aliphatics	**22,700**
C9 - C12 Aliphatics	**4,310**
C9 - C10 Aromatics	**657**
VPH (Total)	27,700

MW-65D	
6/1/2022	
All Constituents	ND

MW-77	
6/1/2022	
All Constituents	ND

MW-14	
5/31/2022	
Lead	1.7J

MW-14D	
5/31/2022	
All Constituents	ND

MW-74	
5/31/2022	
Lead	3.4J

MW-79	
6/1/2022	
Lead	1.1J

MW-79D	
6/1/2022	
Toluene	3.5

MW-08	
5/31/2022	
All Constituents	ND

MW-31	
6/1/2022	
Lead	2.1J

MW-44	
Not Sampled (Dry)	

MW-73	
5/31/2022	
Lead	**23.9**

MW-76	
5/31/2022	
Lead	2.2J

MW-31D	
6/1/2022	
All Constituents	ND

MW-80	
6/1/2022	
All Constituents	ND

MW-62	
Not Sampled (Dry)	

MW-86	
5/31/2022	
Lead	1.3J

MW-81D	
6/1/2022	
All Constituents	ND

MW-81	
6/1/2022	
Lead	3.5J

MW-62D	
6/1/2022	
All Constituents	ND

MW-60	
5/31/2022	
Benzene	**56.9**
Diisopropyl ether	9.7
Ethylbenzene	9.1
Methyl-tert-butyl ether	2.1
Naphthalene	1.1J
n-Propylbenzene	0.43J
Toluene	32.1
1,2,4-Trimethylbenzene	5.1
1,3,5-Trimethylbenzene	1.3
Xylene (Total)	48.3
m&p-Xylene	33.2
o-Xylene	15.1
C5 - C8 Aliphatics	**518**
C9 - C12 Aliphatics	133
VPH (Total)	633

MW-82	
6/1/2022	
Lead	2.9J

Checked By:	KN/JM
Created By:	CW
Scale:	1 " = 65 FT
Date/Time:	06/23/2022; 14:12
Project No.:	CPC20126

Monitoring Well Sampling Results

Colonial Pipeline Company

2020-L1-SR2448

Huntersville, North Carolina

0 65 130 195 260 Feet

Release Site
Pipeline
Monitoring Well
Monitoring Well (Bedrock)
Recovery Well

Notes:
ND = Non-Detect
N/A = Not Applicable
J = Estimated concentration above the adjusted method detection limit and below the adjusted reporting limit
All units reported in µg/L.
µg/L = Micrograms per Liter
Detections in **Bold** indicate an exceedance of NCAC 2L standard.
Only laboratory detections are shown on this map.

APEX

FIGURE
8

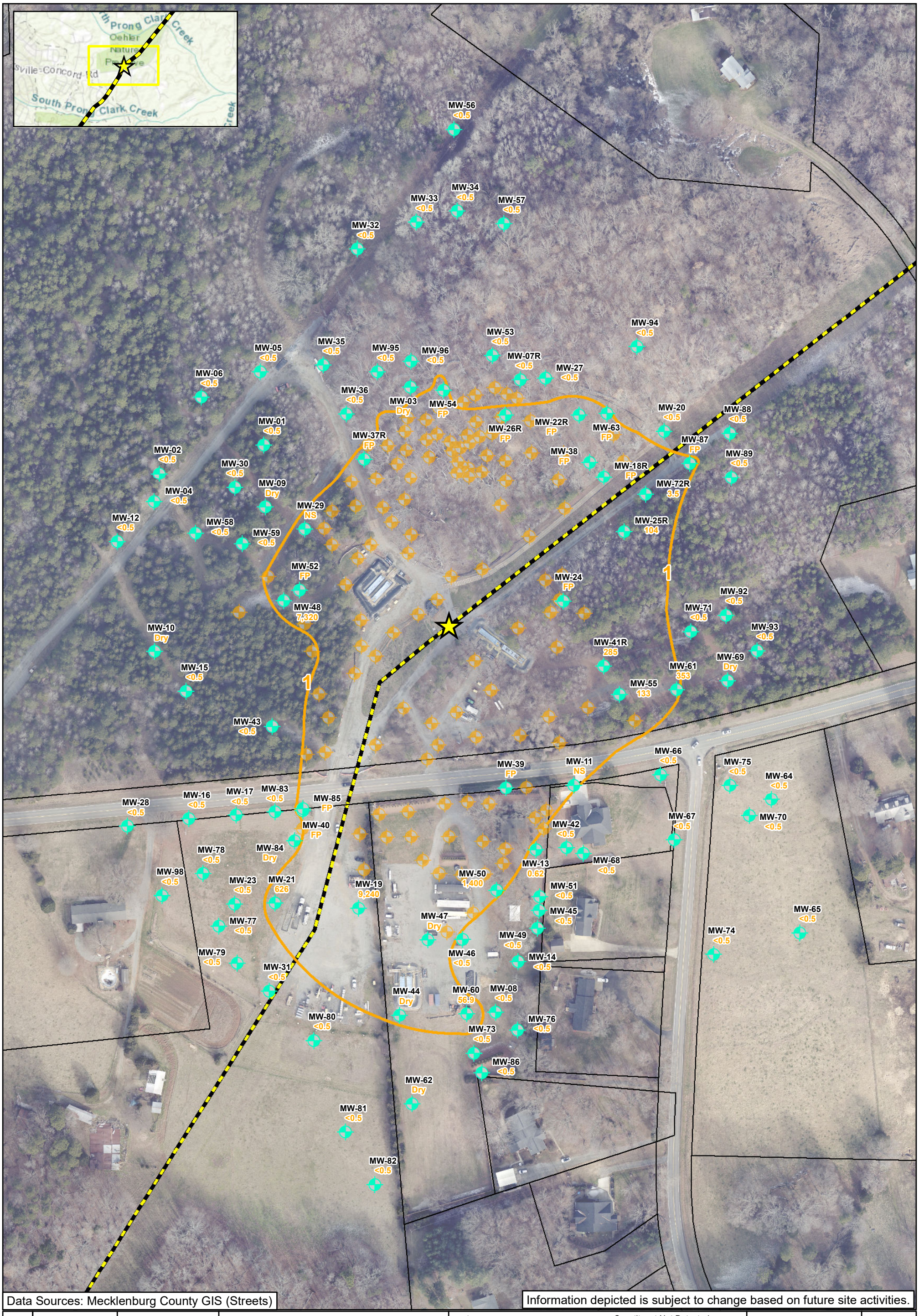

Data Sources: Mecklenburg County GIS (Streets)

Information depicted is subject to change based on future site activities.

Checked By:	TN
Created By:	CW
Scale:	1 " = 150 FT
Date/Time:	06/23/2022; 11:29
Project No.:	COL054

Benzene Isoconcentration Map
Surficial Unit
Colonial Pipeline Company
2020-L1-SR2448
Huntersville, North Carolina

0 150 300 Feet

Release Site
Pipeline
1 Benzene Isocontour (Dashed where Inferred)
Recovery Well
Monitoring Well

<0.5 Constituent Not Detected Above Laboratory Practical Quantitation Limit
876 Benzene Concentration (µg/L)
FP = Free Product
NS = Not Sampled
µg/L = Micrograms per Liter

NCDEQ 2L Standard for Benzene is 1 µg/L
Bedrock Wells Not Used For Contouring
J - Estimated concentration above the adjusted method detection limit and below the adjusted reporting limit
Wells denoted (FP) due to LNAPL: MW-18R,22R,24,26R,37R,38,39,40,52,54,63,85,87;
Wells denoted (Dry): MW-03,09,10,44,47,62,69,84;
Wells denoted (NS) due to the presence of a pump and historic free product: MW-11,29

APEX

FIGURE 9A

Document Path: E:\Apex\Huntersville\Figures\MXDs\Figure 9A - Benzene Isoconcentration Map - Surficial Unit.mxd

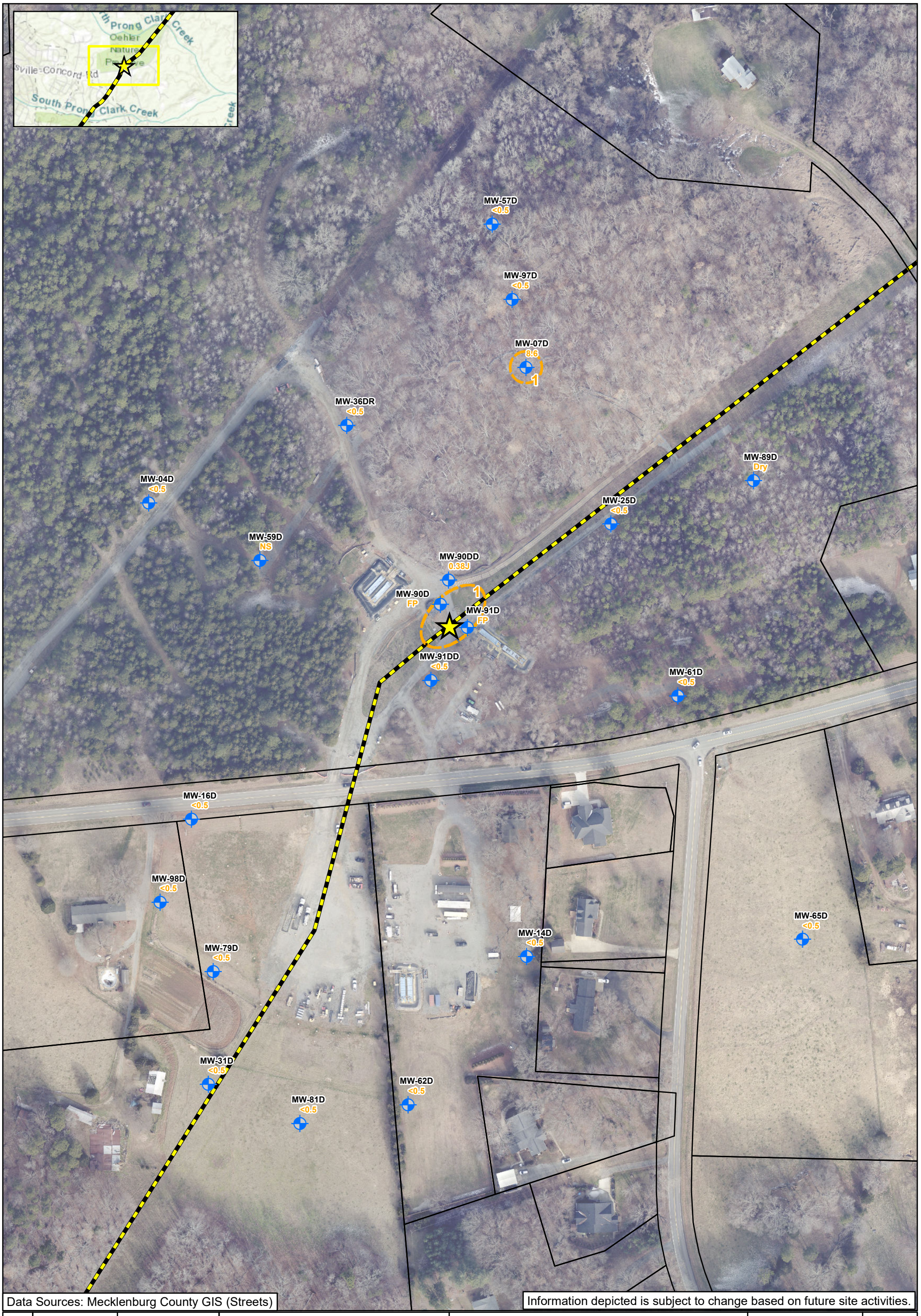

Checked By:	TN
Created By:	CW
Scale:	1 " = 150 FT
Date/Time:	06/23/2022; 14:19
Project No.:	COL054

Benzene Isoconcentration Map
Bedrock Unit
Colonial Pipeline Company
2020-L1-SR2448
Huntersville, North Carolina

0 150 300 Feet

- Release Site
- Pipeline
- 1 Benzene Isocontour (Dashed where Inferred)
- Monitoring Well (Bedrock)

<0.5 Constituent Not Detected Above Laboratory Practical Quantitation Limit
8.6 Benzene Concentration (µg/L)
FP = Free Product
NS = Not Sampled
µg/L = Micrograms per Liter

NCDEQ 2L Standard for Benzene is 1 µg/L
Surficial Wells Not Used For Contouring
J - Estimated concentration above the adjusted method detection limit and below the adjusted reporting limit
The following wells were denoted DRY: MW-89D;
Wells denoted (NS) were not sampled: MW-59D;
Wells denoted (FP) due to LNAPL: MW-90D,91D

APEX

FIGURE 9B

Document Path: E:\Apex\Huntersville\Figures\MXDs\Figure 9B - Benzene Isoconcentration Map - Bedrock Unit.mxd

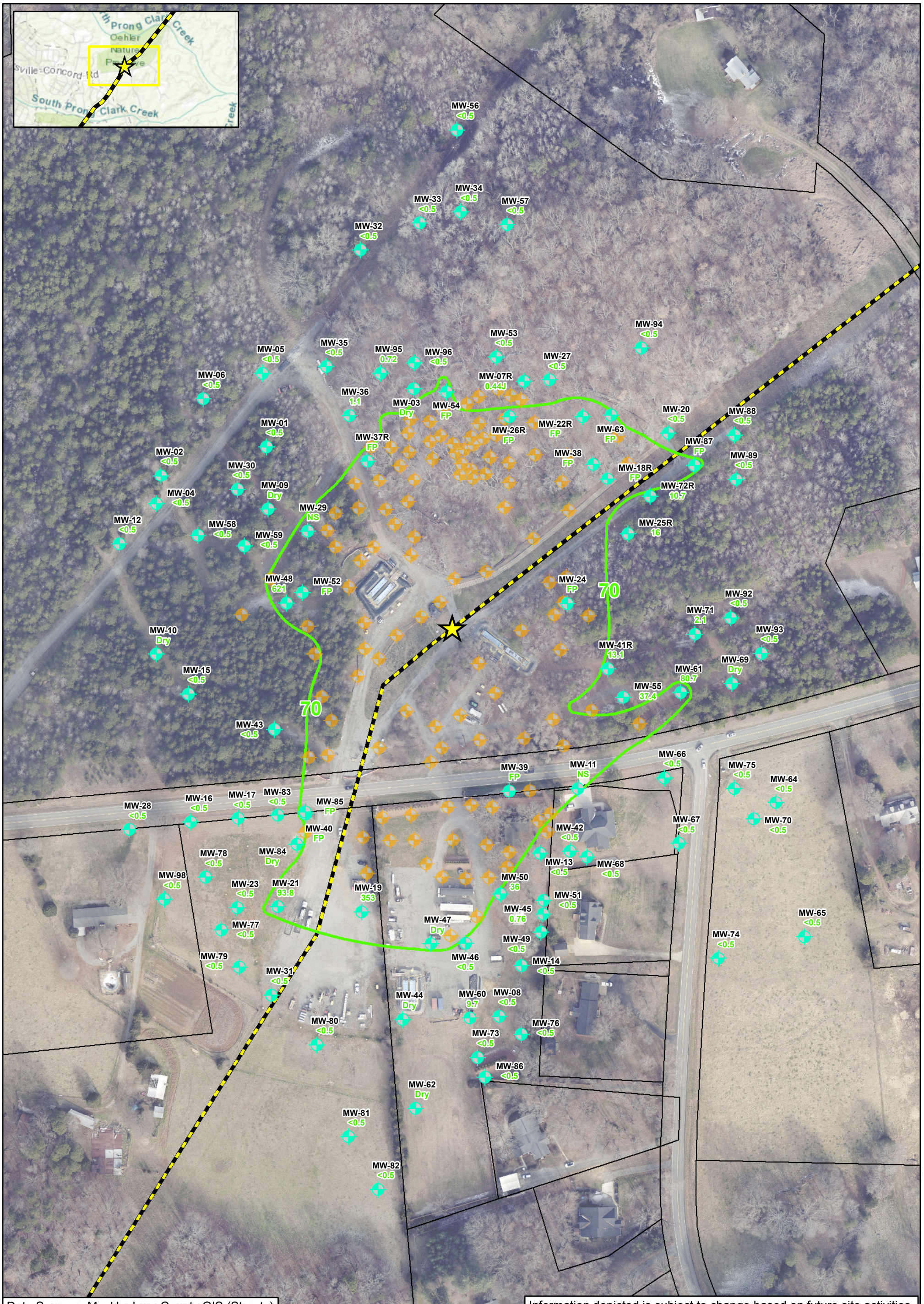

Data Sources: Mecklenburg County GIS (Streets)

Information depicted is subject to change based on future site activities.

Checked By:	TN
Created By:	CW
Scale:	1 " = 150 FT
Date/Time:	06/23/2022; 10:13
Project No.:	COL054

Diisopropyl Ether Isoconcentration Map
Surficial Unit
Colonial Pipeline Company
2020-L1-SR2448
Huntersville, North Carolina

0 150 300 Feet

Release Site
Pipeline
70 Diisopropyl Ether Isocontour
Recovery Well
Monitoring Well

<0.5 Constituent Not Detected Above Laboratory Practical Quantitation Limit
36 Diisopropyl Ether Concentration (µg/L)
FP = Free Product
NS = Not Sampled
µg/L = Micrograms per Liter

NCDEQ 2L Standard for Diisopropyl Ether is 70 µg/L
Bedrock Wells Not Used For Contouring
J - Estimated concentration above the adjusted method detection limit and below the adjusted reporting limit
Wells denoted (FP) due to LNAPL: MW-18R,22R,24,26R,37R,38,39,40,52,54,63,85,87;
Wells denoted (Dry): MW-03,09,10,44,47,62,69,84
Wells denoted (NS) due to the presence of a pump and historic free product: MW-11,29

APEX

FIGURE
10A

Document Path: E:\Apex\Huntersville\Figures\MXDs\Figure 10A - Diisopropyl Ether Isoconcentration Map - Surficial Unit.mxd

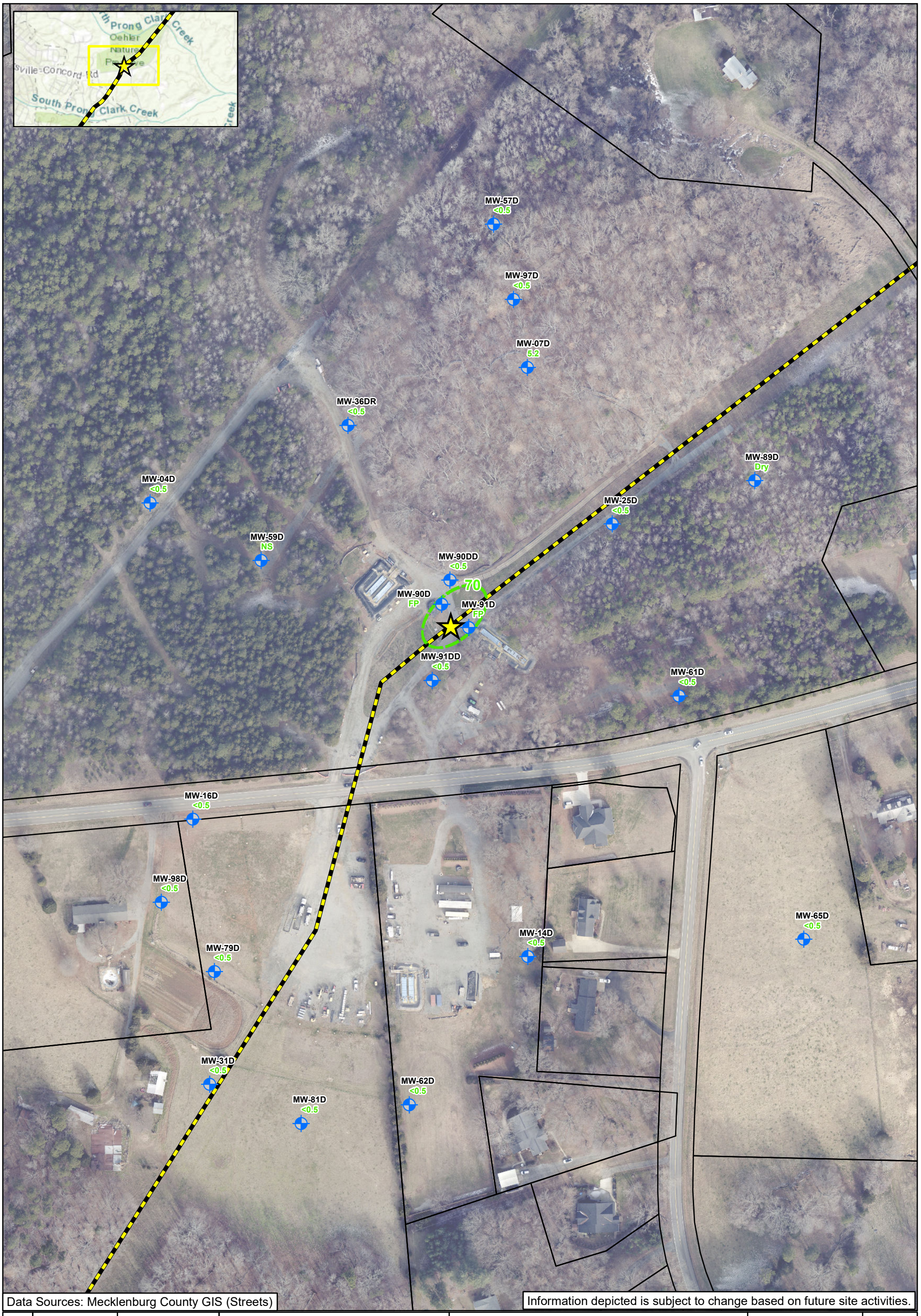

Data Sources: Mecklenburg County GIS (Streets)

Information depicted is subject to change based on future site activities.

Checked By:	TN
Created By:	CW
Scale:	1 " = 150 FT
Date/Time:	06/23/2022; 14:20
Project No.:	COL054

Diisopropyl Ether Isoconcentration Map
Bedrock Unit
Colonial Pipeline Company
2020-L1-SR2448
Huntersville, North Carolina

0 150 300 Feet

Release Site

Pipeline

70 Diisopropyl Ether Isocontour

Monitoring Well (Bedrock)

<0.5 Constituent Not Detected Above Laboratory Practical Quantitation Limit

5.2 Diisopropyl Ether Concentration (µg/L)

FP = Free Product

NS = Not Sampled

µg/L = Micrograms per Liter

NCDEQ 2L Standard for Diisopropyl Ether is 70 µg/L
Surficial Wells Not Used For Contouring
J - Estimated concentration above the adjusted method detection limit and below the adjusted reporting limit
The following wells were denoted DRY: MW-89D;
Wells denoted (NS) were not sampled: MW-59D;
Wells denoted (FP) due to LNAPL: MW-90D,91D

APEX

FIGURE

10B

Document Path: E:\Apex\Huntersville\Figures\MXDs\Figure 10B - Diisopropyl Ether Isoconcentration Map - Bedrock Unit.mxd

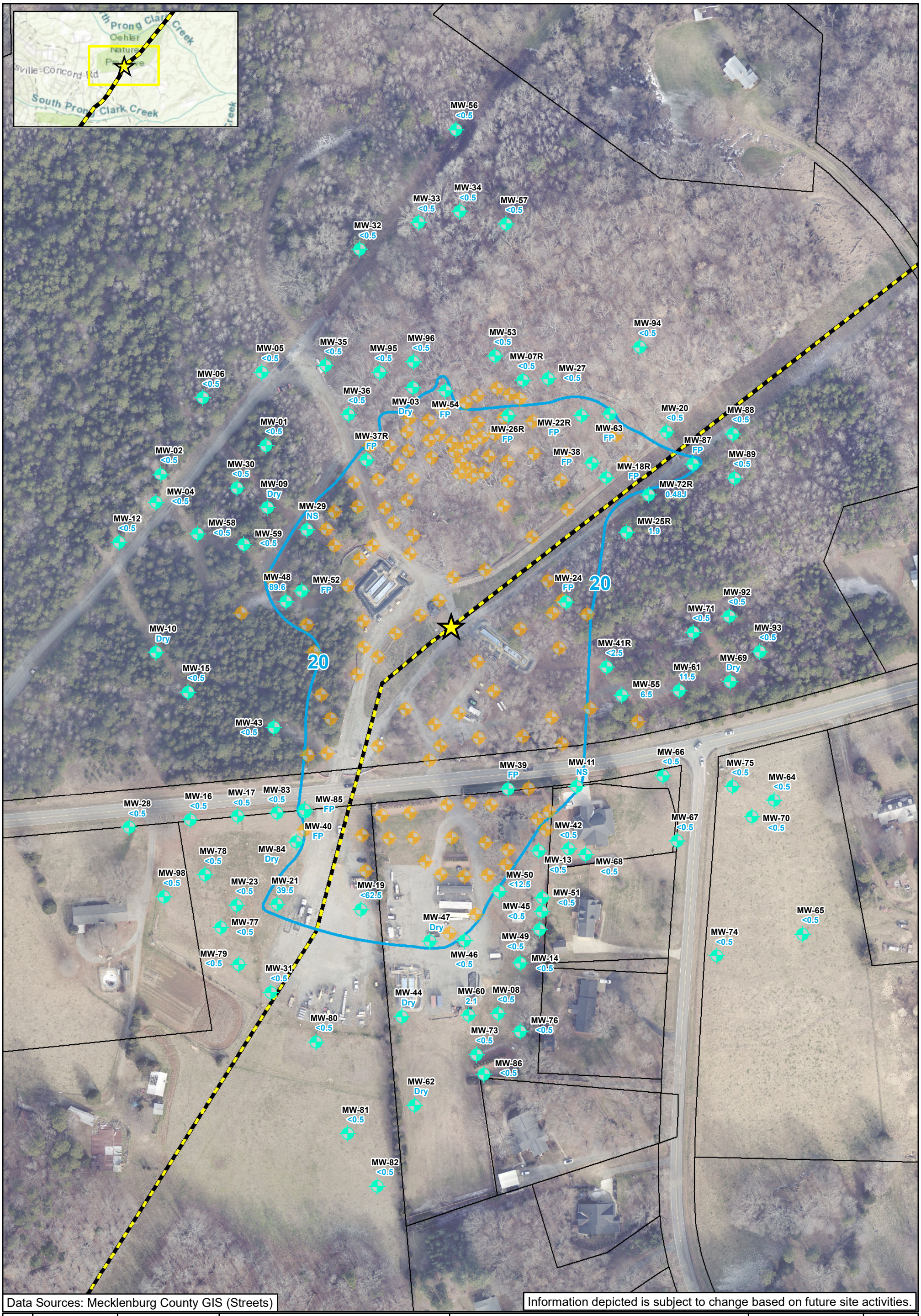

Data Sources: Mecklenburg County GIS (Streets)

Information depicted is subject to change based on future site activities.

Checked By:	TN
Created By:	CW
Scale:	1 " = 150 FT
Date/Time:	06/23/2022; 10:14
Project No.:	COL054

Methyl-Tert Butyl Ether
Isoconcentration Map
Surficial Unit
Colonial Pipeline Company
2020-L1-SR2448
Huntersville, North Carolina

0 150 300 Feet

Release Site
Pipeline
20 Methyl-Tert Butyl Ether Isocontour
Recovery Well
Monitoring Well

<0.5 Constituent Not Detected Above Laboratory Practical Quantitation Limit
11.5 Methyl-Tert Butyl Ether Concentration (µg/L)
FP = Free Product
NS = Not Sampled
µg/L = Micrograms per Liter

NCDEQ 2L Standard for Methyl-Tert Butyl Ether is 20 µg/L
Bedrock Wells Not Used For Contouring
J - Estimated concentration above the adjusted method detection limit and below the adjusted reporting limit
Wells denoted (FP) due to LNAPL: MW-18R,22R,24,26R,37R,38,39,40,52,54,63,85,87;
Wells denoted (Dry): MW-03,09,10,44,47,62,69,84
Wells denoted (NS) due to the presence of a pump and historic free product: MW-11,29

APEX

FIGURE 11A

Document Path: E:\Apex\Huntersville\Figures\MXDs\Figure 11A - MTBE Isoconcentration Map - Surficial Unit.mxd

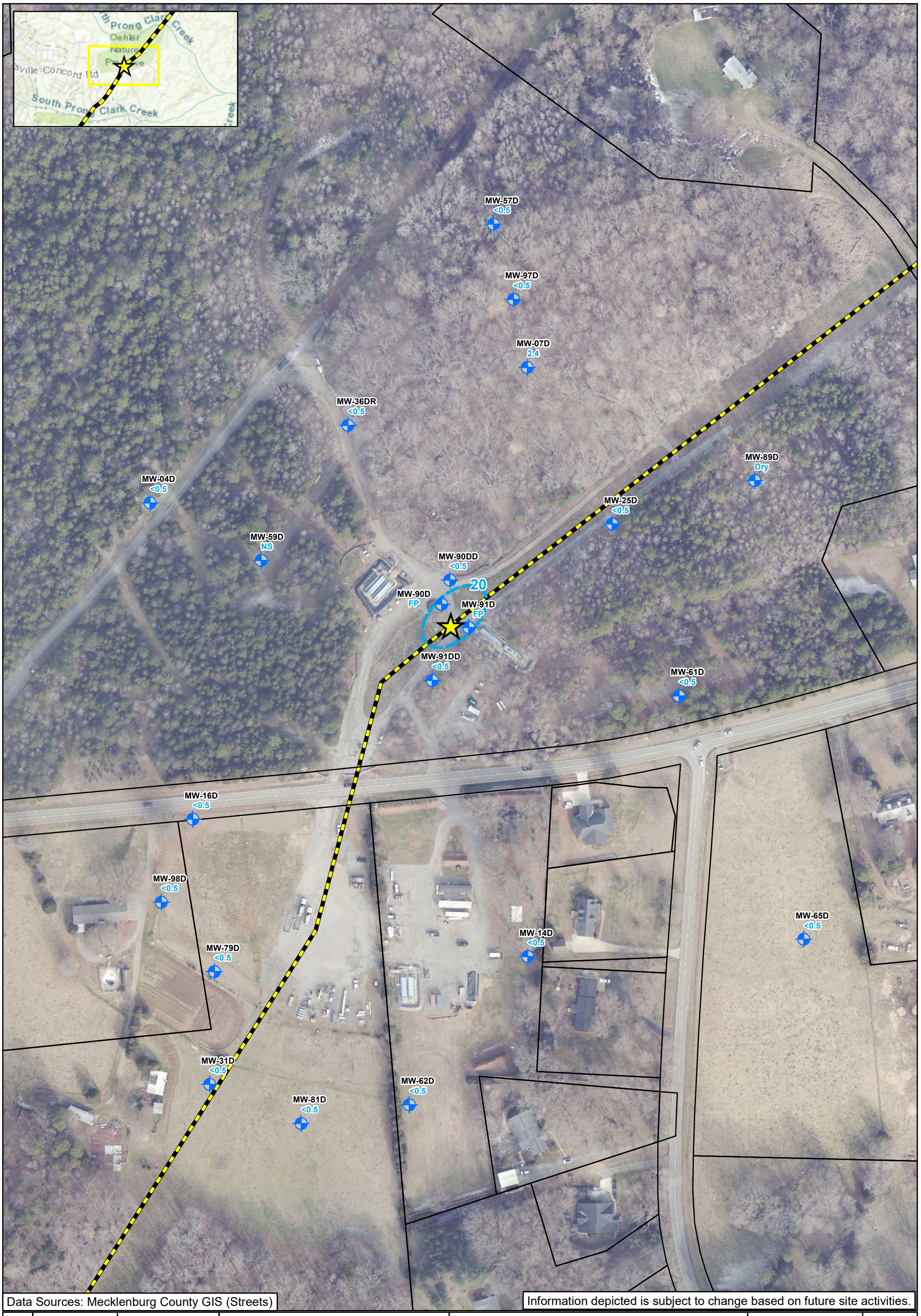

Checked By:	TN
Created By:	CW
Scale:	1 " = 150 FT
Date/Time:	06/23/2022; 14:21
Project No.:	COL054

Methyl-Tert Butyl Ether
Isoconcentration Map
Bedrock Unit
Colonial Pipeline Company
2020-L1-SR2448
Huntersville, North Carolina

0 150 300 Feet

Release Site

Pipeline

20 Methyl-Tert Butyl Ether Isocontour

Monitoring Well (Bedrock)

<0.5 Constituent Not Detected Above Laboratory Practical Quantitation Limit

2.4 Methyl-Tert Butyl Ether Concentration (µg/L)

FP = Free Product

NS = Not Sampled

µg/L = Micrograms per Liter

NCDEQ 2L Standard for Methyl-Tert Butyl Ether is 20 µg/L
Surficial Wells Not Used For Contouring
J - Estimated concentration above the adjusted method detection limit and below the adjusted reporting limit
The following wells were denoted DRY: MW-89D;
Wells denoted (NS) were not sampled: MW-59D;
Wells denoted (FP) due to LNAPL: MW-90D,91D

APEX

FIGURE

11B

Document Path: E:\Apex\Huntersville\Figures\MXDs\Figure 11B - MTBE Isoconcentration Map - Bedrock Unit.mxd

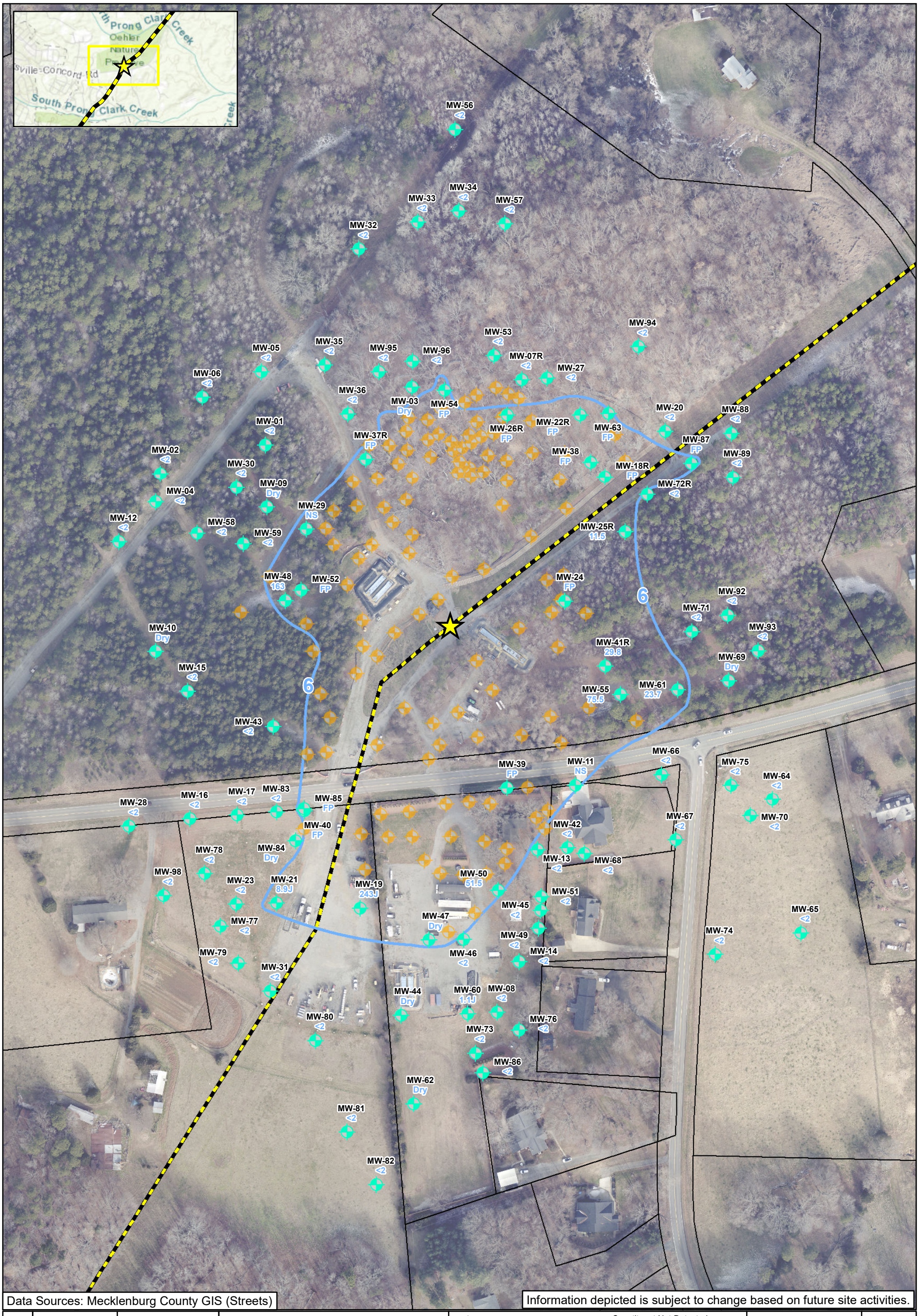

Data Sources: Mecklenburg County GIS (Streets)

Information depicted is subject to change based on future site activities.

Checked By:	TN
Created By:	CW
Scale:	1 " = 150 FT
Date/Time:	06/23/2022; 10:15
Project No.:	COL054

Naphthalene Isoconcentration Map
Surficial Unit
Colonial Pipeline Company
2020-L1-SR2448
Huntersville, North Carolina

0 150 300 Feet

Release Site
Pipeline
6 Napthalene Isocontour
Recovery Well
Monitoring Well

<0.5 Constituent Not Detected Above Laboratory Practical Quantitation Limit
29.8 Naphthalene Concentration (µg/L)
FP = Free Product
NS = Not Sampled
µg/L = Micrograms per Liter

NCDEQ 2L Standard for Naphthalene is 6 µg/L
Bedrock Wells Not Used For Contouring
J - Estimated concentration above the adjusted method detection limit and below the adjusted reporting limit
Wells denoted (FP) due to LNAPL: MW-19R,22R,24,26R,37R,38,39,40,52,54,63,85,87;
Wells denoted (Dry): MW-03,09,10,44,47,62,69,84
Wells denoted (NS) due to the presence of a pump and historic free product: MW-11,29

APEX

FIGURE
12A

Document Path: E:\Apex\Huntersville\Figures\MXDs\Figure 12A - Naphthalene Isoconcentration Map - Surficial Unit.mxd



Checked By:	TN
Created By:	CW
Scale:	1 " = 150 FT
Date/Time:	06/23/2022; 14:22
Project No.:	COL054

Naphthalene Isoconcentration Map
Bedrock Unit
Colonial Pipeline Company
2020-L1-SR2448
Huntersville, North Carolina

0 150 300 Feet

Release Site
Pipeline
6 Napthalene Isocontour
Monitoring Well (Bedrock)

<0.5 Constituent Not Detected Above Laboratory Practical Quantitation Limit
0.0 Naphthalene Concentration (µg/L)
FP = Free Product
NS = Not Sampled
µg/L = Micrograms per Liter

NCDEQ 2L Standard for Naphthalene is 6 µg/L
Bedrock Wells Not Used For Contouring
J - Estimated concentration above the adjusted method detection limit and below the adjusted reporting limit
The following wells were denoted DRY: MW-89D;
Wells denoted (NS) were not sampled: MW-59D;
Wells denoted (FP) due to LNAPL: MW-90D,91D

APEX

FIGURE 12B

Document Path: E:\Apex\Huntersville\Figures\MXDs\Figure 12B - Naphthalene Isoconcentration Map - Bedrock Unit.mxd

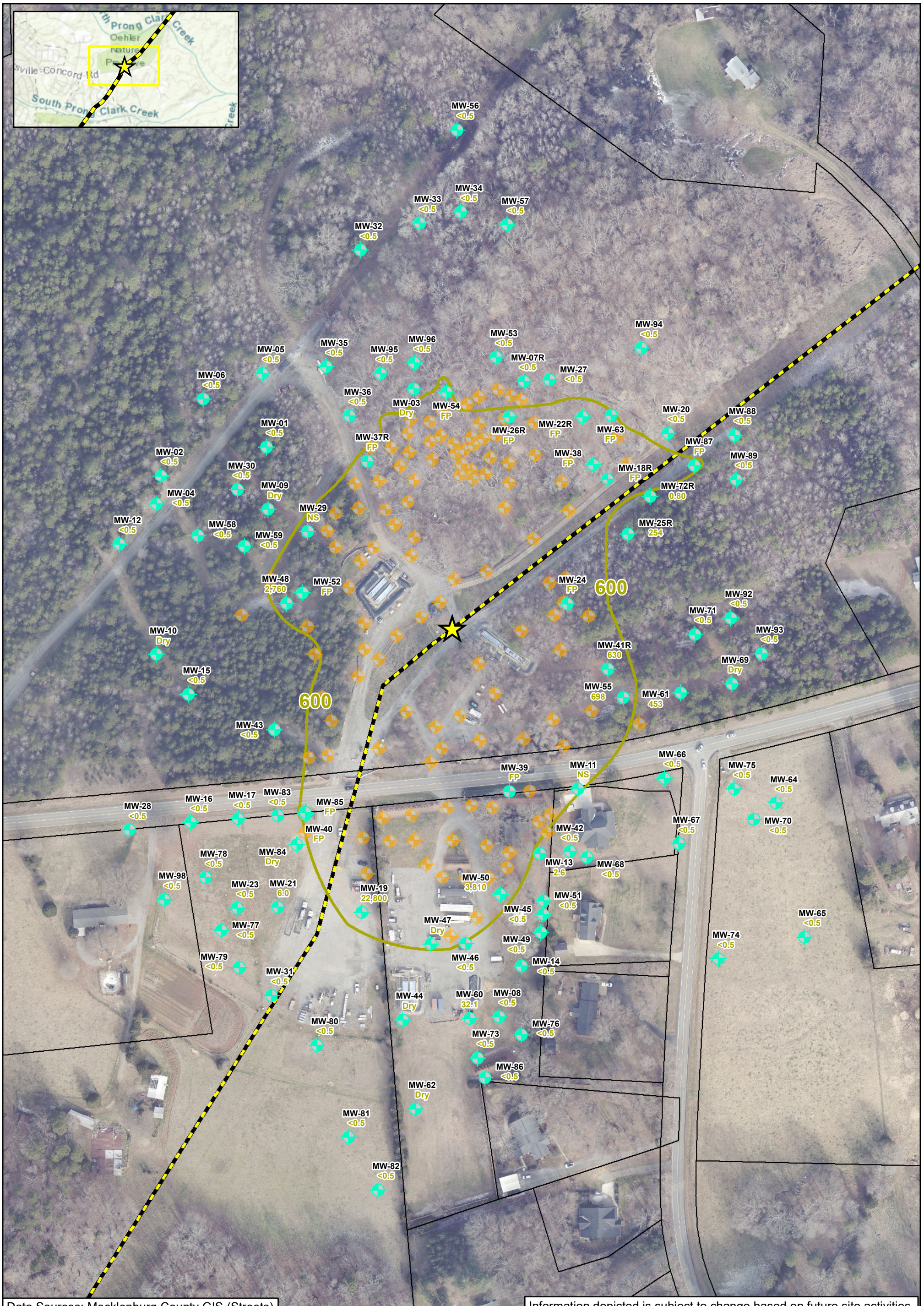

Data Sources: Mecklenburg County GIS (Streets)

Information depicted is subject to change based on future site activities.

Checked By:	TN
Created By:	CW
Scale:	1 " = 150 FT
Date/Time:	06/23/2022; 10:15
Project No.:	COL054

Toluene Isoconcentration Map
Surficial Unit
Colonial Pipeline Company
2020-L1-SR2448
Huntersville, North Carolina

0 150 300 Feet

Release Site
Pipeline
600 Toluene Isocontour
Recovery Well
Monitoring Well

<0.5 Constituent Not Detected Above Laboratory Practical Quantitation Limit
698 Toluene Concentration (µg/L)
FP = Free Product
NS = Not Sampled
µg/L = Micrograms per Liter

NCDEQ 2L Standard for,Toluene is 600 µg/L
Bedrock Wells Not Used For Contouring
J - Estimated concentration above the adjusted method detection limit and below the adjusted reporting limit
Wells denoted (FP) due to LNAPL: MW-19R,22R,24,26R,37R,38,39,40,52,54,63,85,87;
Wells denoted (Dry): MW-03,09,10,44,47,62,69,84
Wells denoted (NS) due to the presence of a pump and historic free product: MW-11,29

APEX

FIGURE
13A

Document Path: E:\Apex\Huntersville\Figures\MXDs\Figure 13A - Toluene Isoconcentration Map - Surficial Unit.mxd

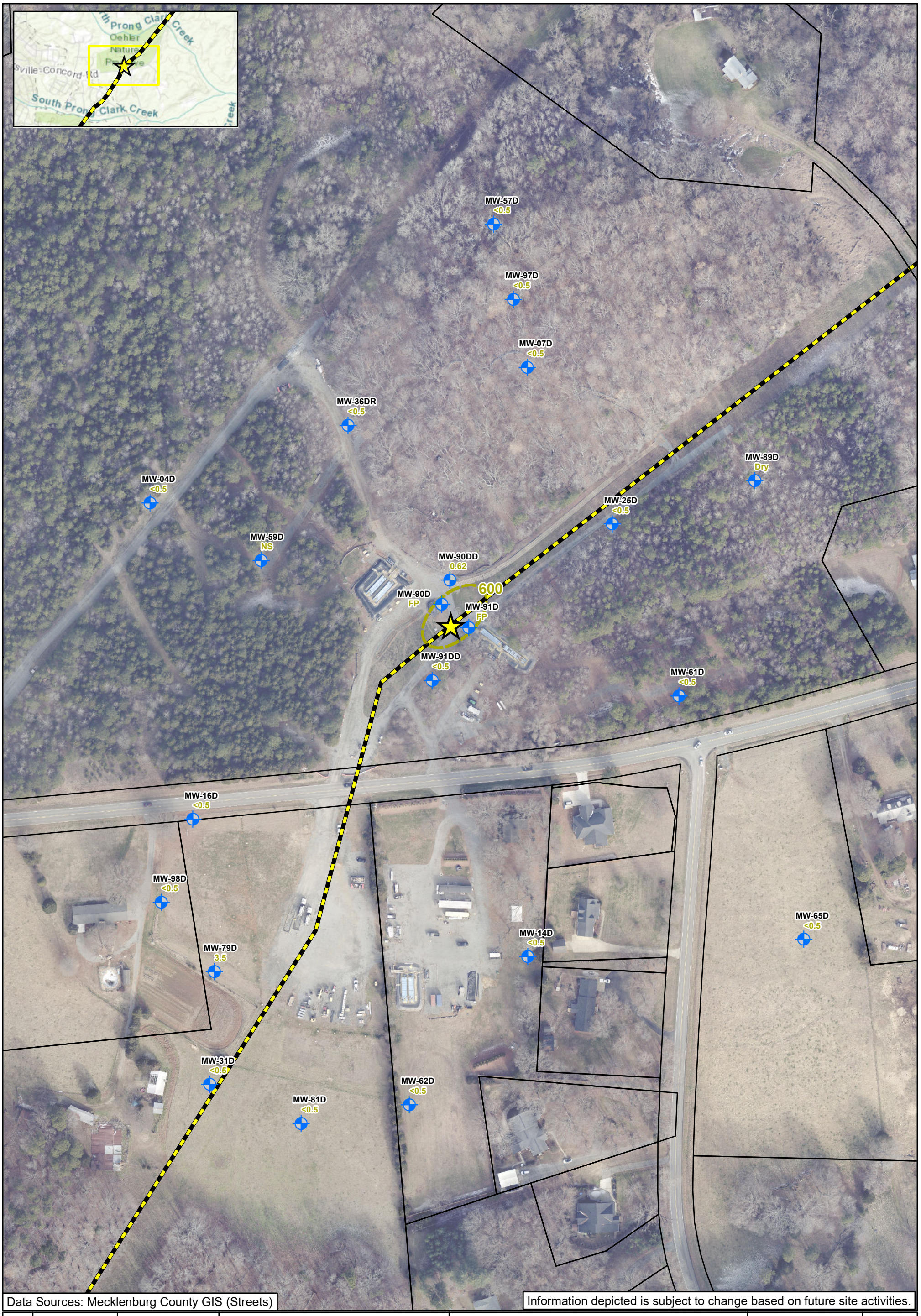

Checked By:	TN
Created By:	CW
Scale:	1 " = 150 FT
Date/Time:	06/23/2022; 14:24
Project No.:	COL054

Toluene Isoconcentration Map
Bedrock Unit
Colonial Pipeline Company
2020-L1-SR2448
Huntersville, North Carolina

0 150 300 Feet

Release Site
Pipeline
600 Toluene Isocontour
Monitoring Well (Bedrock)

<0.5 Constituent Not Detected Above Laboratory Practical Quantitation Limit
0.62 Toluene Concentration (µg/L)
FP = Free Product
NS = Not Sampled
µg/L = Micrograms per Liter

NCDEQ 2L Standard for Toluene is 600 µg/L
Surficial Wells Not Used For Contouring
J - Estimated concentration above the adjusted method detection limit and below the adjusted reporting limit
The following wells were denoted DRY: MW-89D;
Wells denoted (NS) were not sampled: MW-59D;
Wells denoted (FP) due to LNAPL: MW-90D,91D

APEX

FIGURE
13B

Document Path: E:\Apex\Huntersville\Figures\MXDs\Figure 13B - Toluene Isoconcentration Map - Bedrock Unit.mxd

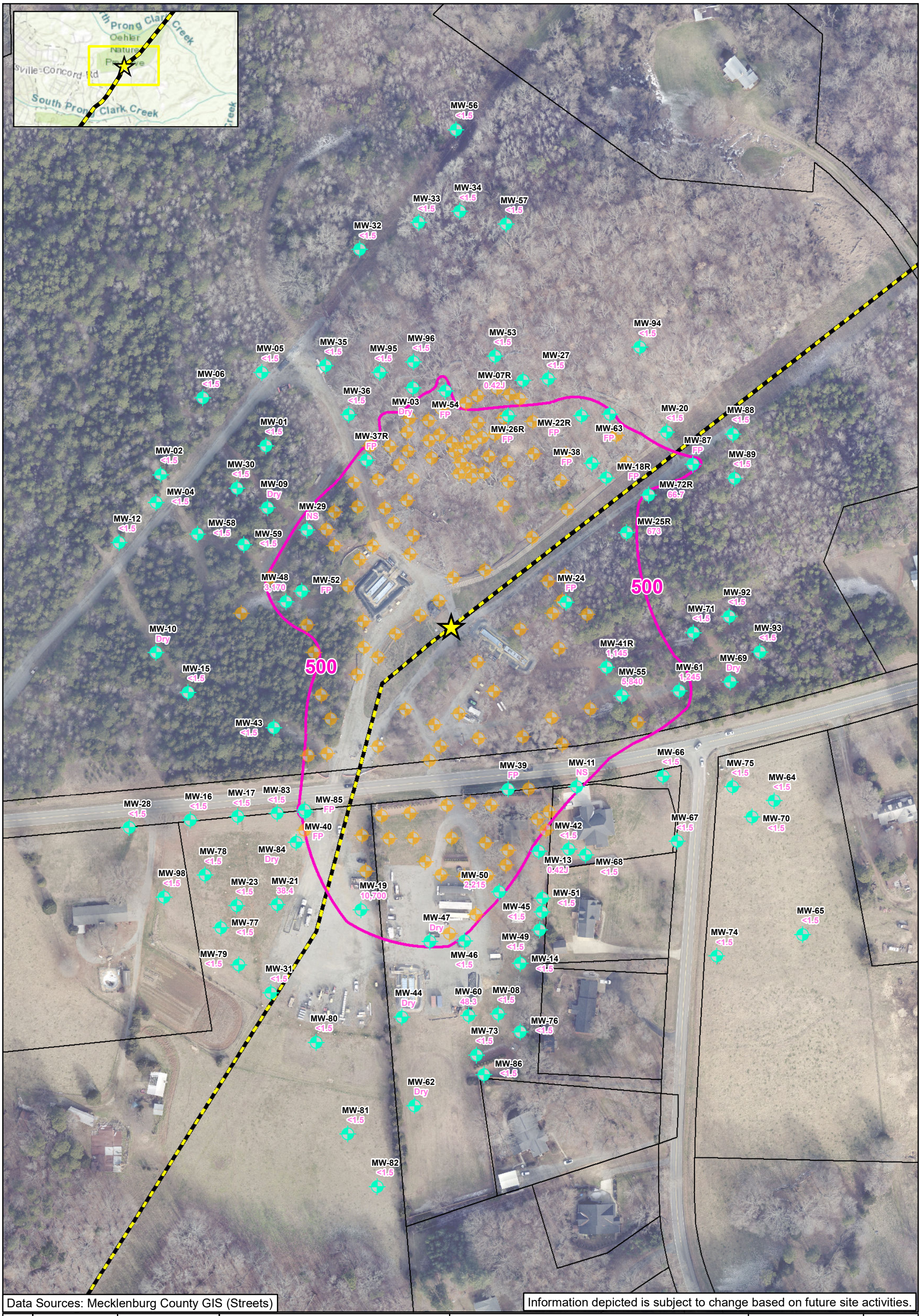

Data Sources: Mecklenburg County GIS (Streets)

Information depicted is subject to change based on future site activities.

Checked By:	TN
Created By:	CW
Scale:	1 " = 150 FT
Date/Time:	06/23/2022; 10:16
Project No.:	COL054

Total Xylenes Isoconcentration Map
Surficial Unit
Colonial Pipeline Company
2020-L1-SR2448
Huntersville, North Carolina

0 150 300 Feet

Release Site
Pipeline
500 Total Xylenes Isocontour
Recovery Well
Monitoring Well

<0.5 Constituent Not Detected Above Laboratory Practical Quantitation Limit
2,215 Total Xylenes Concentration (µg/L)
FP = Free Product
NS = Not Sampled
µg/L = Micrograms per Liter

NCDEQ 2L Standard for Xylenes is 500 µg/L
Bedrock Wells Not Used For Contouring
J - Estimated concentration above the adjusted method detection limit and below the adjusted reporting limit
Wells denoted (FP) due to LNAPL: MW-18R,22R,24,26R,37R,38,39,40,52,54,63,85,87;
Wells denoted (Dry): MW-03,09,10,44,47,62,69,84
Wells denoted (NS) due to the presence of a pump and historic free product: MW-11,29

APEX

FIGURE
14A

Document Path: E:\Apex\Huntersville\Figures\MXDs\Figure 14A - Total Xylenes Isoconcentration Map - Surficial Unit.mxd

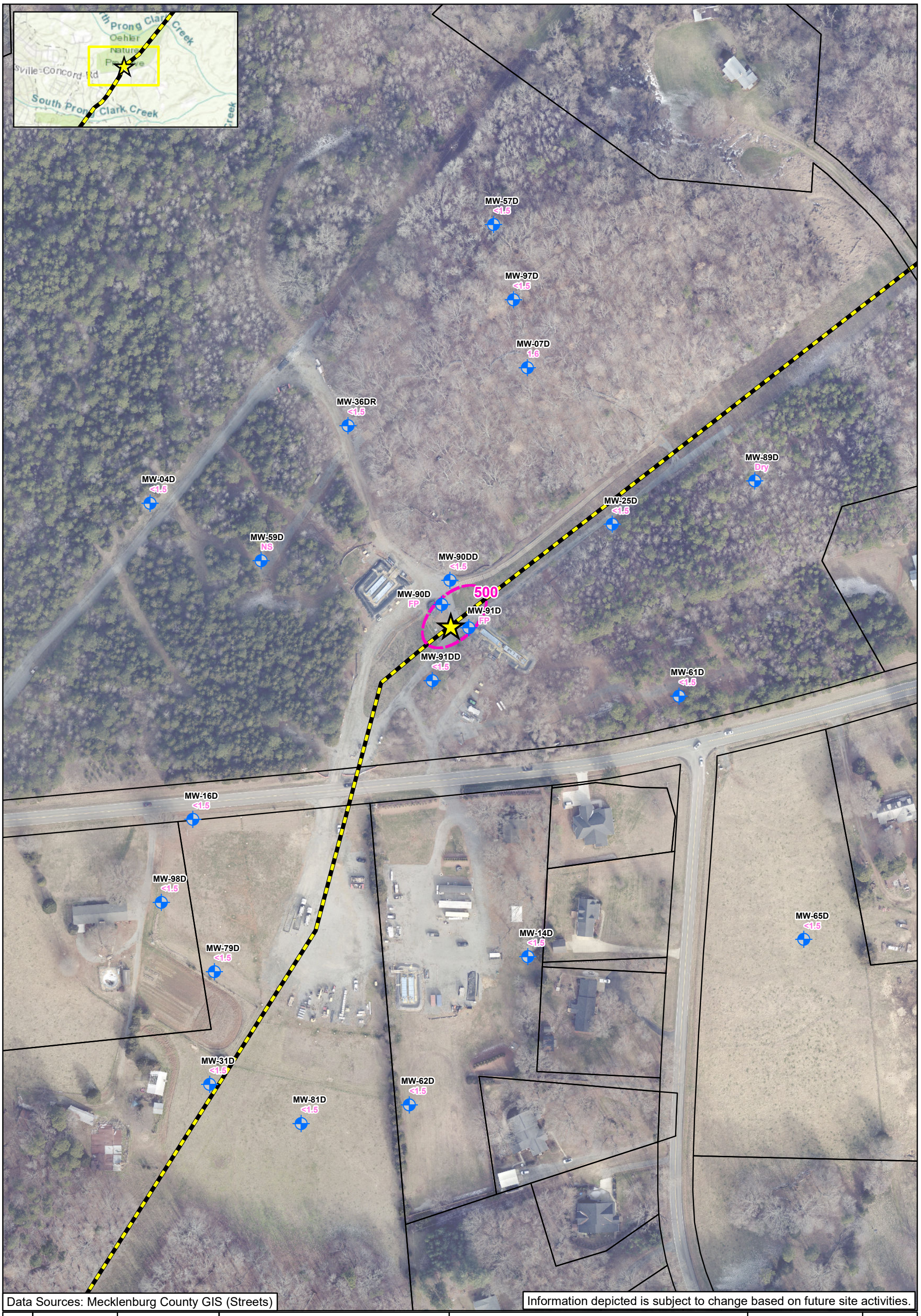

Checked By:	TN
Created By:	CW
Scale:	1 " = 150 FT
Date/Time:	06/23/2022; 14:25
Project No.:	COL054

Total Xylenes Isoconcentration Map
Bedrock Unit
Colonial Pipeline Company
2020-L1-SR2448
Huntersville, North Carolina

0 150 300 Feet

Release Site

Pipeline

−500− Total Xylenes Isocontour

Monitoring Well (Bedrock)

<0.5 Constituent Not Detected Above Laboratory Practical Quantitation Limit

1.6 Total Xylenes Concentration (µg/L)

FP = Free Product

NS = Not Sampled

µg/L = Micrograms per Liter

NCDEQ 2L Standard for Xylenes is 500 µg/L
Surficial Wells Not Used For Contouring
J - Estimated concentration above the adjusted method detection limit and below the adjusted reporting limit
The following wells were denoted DRY: MW-89D;
Wells denoted (NS) were not sampled: MW-59D;
Wells denoted (FP) due to LNAPL: MW-90D,91D

APEX

FIGURE

14B

Document Path: E:\Apex\Huntersville\Figures\MXDs\Figure 14B - Total Xylenes Isoconcentration Map - Bedrock Unit.mxd

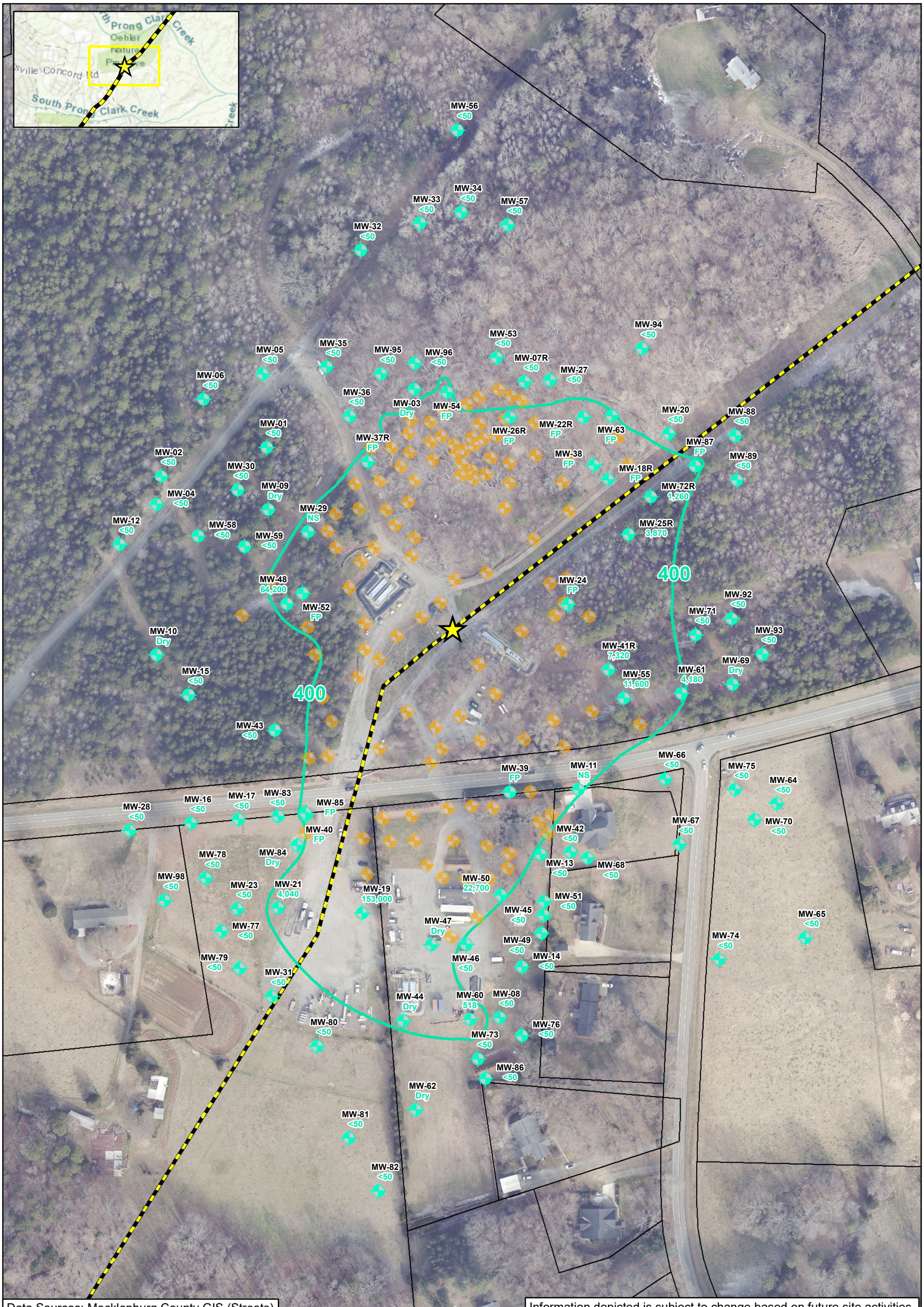

Data Sources: Mecklenburg County GIS (Streets)

Information depicted is subject to change based on future site activities.

Checked By:	TN
Created By:	CW
Scale:	1 " = 150 FT
Date/Time:	06/23/2022; 11:28
Project No.:	COL054

C5-C8 Aliphatics Isoconcentration Map
Surficial Unit
Colonial Pipeline Company
2020-L1-SR2448
Huntersville, North Carolina

0 150 300 Feet

Release Site
Pipeline
400 C5-C8 Aliphatics Isocontour (Dashed where Inferred)
Recovery Well
Monitoring Well

<0.5 Constituent Not Detected Above Laboratory Practical Quantitation Limit
22,700 C5-C8 Aliphatics Concentration (µg/L)
FP = Free Product
NS = Not Sampled
µg/L = Micrograms per Liter

NCDEQ 2L Standard for C5-C8 Aliphatics is 400 µg/L
Bedrock Wells Not Used For Contouring
J - Estimated concentration above the adjusted method detection limit and below the adjusted reporting limit
Wells denoted (FP) due to LNAPL: MW-18R,22R,24,26R,37R,38,39,40,52,54,63,85,87;
Wells denoted (Dry): MW-03,09,10,44,47,62,69,84
Wells denoted (NS) due to the presence of a pump and historic free product: MW-11,29

APEX

FIGURE
15A

Document Path: E:\Apex\Huntersville\Figures\MXDs\Figure 15A - C5-C8 Aliphatics Isoconcentration Map - Surficial Unit.mxd

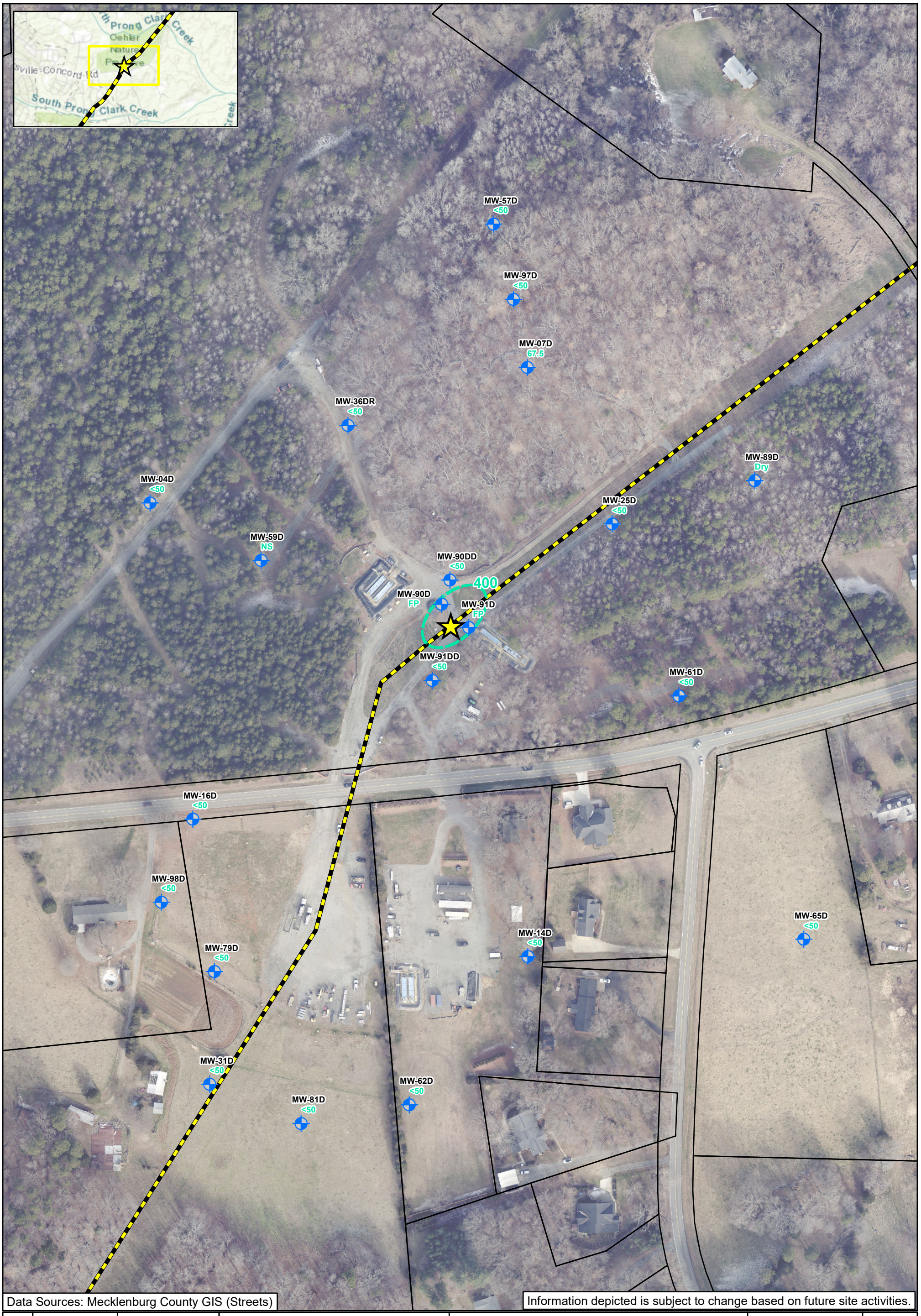

Data Sources: Mecklenburg County GIS (Streets)

Information depicted is subject to change based on future site activities.

Checked By:	TN
Created By:	CW
Scale:	1 " = 150 FT
Date/Time:	06/23/2022; 14:26
Project No.:	COL054

C5-C8 Aliphatics Isoconcentration Map
Bedrock Unit
Colonial Pipeline Company
2020-L1-SR2448
Huntersville, North Carolina

0 150 300 Feet

Release Site

Pipeline

400 C5-C8 Aliphatics Isocontour (Dashed where Inferred)

Monitoring Well (Bedrock)

<0.5 Constituent Not Detected Above Laboratory Practical Quantitation Limit

67.5 C5-C8 Aliphatics Concentration (µg/L)

FP = Free Product

NS = Not Sampled

µg/L = Micrograms per Liter

NCDEQ 2L Standard for C5-C8 Aliphatics is 400 µg/L
Surficial Wells Not Used For Contouring
J - Estimated concentration above the adjusted method detection limit and below the adjusted reporting limit
The following wells were denoted DRY: MW-89D;
Wells denoted (NS) were not sampled: MW-59D;
Wells denoted (FP) due to LNAPL: MW-90D,91D

APEX

FIGURE

15B

Document Path: E:\Apex\Huntersville\Figures\MXDs\Figure 15B - C5-C8 Aliphatics Isoconcentration Map - Bedrock Unit.mxd

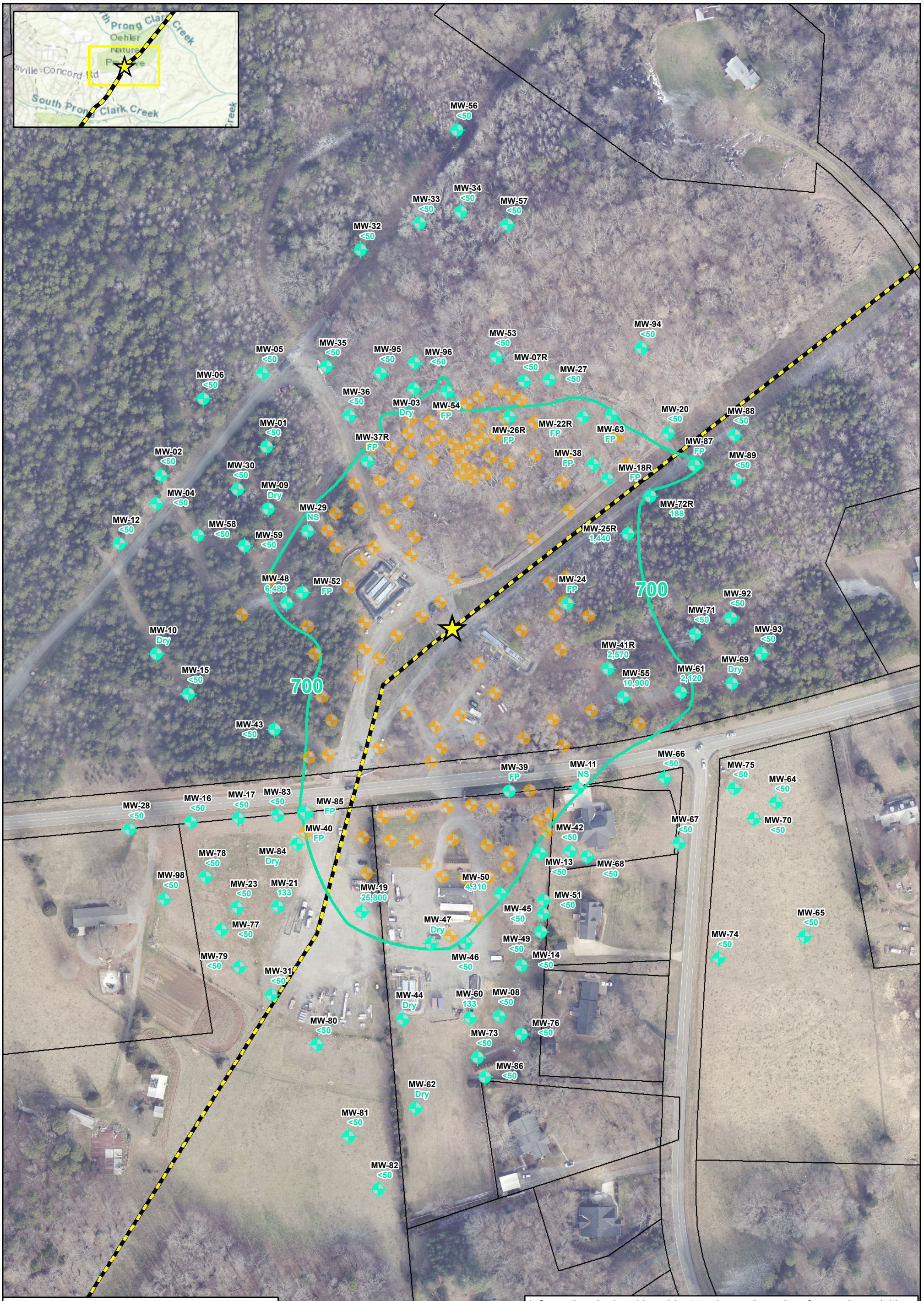

Data Sources: Mecklenburg County GIS (Streets)

Information depicted is subject to change based on future site activities.

Checked By:	TN
Created By:	CW
Scale:	1 " = 150 FT
Date/Time:	06/22/2022; 16:05
Project No.:	COL054

C9-C12 Aliphatics Isoconcentration Map
Surficial Unit
Colonial Pipeline Company
2020-L1-SR2448
Huntersville, North Carolina

0 150 300 Feet

Release Site
Pipeline
700 C9-C12 Aliphatics Isocontour (Dashed where Inferred)
Recovery Well
Monitoring Well

<0.5 Constituent Not Detected Above Laboratory Practical Quantitation Limit
4,310 C9-C12 Aliphatics Concentration (µg/L)
FP = Free Product
NS = Not Sampled
µg/L = Micrograms per Liter

NCDEQ 2L Standard for C9-C12 Aliphatics is 700 µg/L
Bedrock Wells Not Used For Contouring
J - Estimated concentration above the adjusted method detection limit and below the adjusted reporting limit
Wells denoted (FP) due to LNAPL: MW-18R,22R,24,26R,37R,38,39,40,52,54,63,85,87;
Wells denoted (Dry): MW-03,09,10,44,47,62,69,84
Wells denoted (NS) due to the presence of a pump and historic free product: MW-11,29

APEX

FIGURE
16A

Document Path: E:\Apex\Huntersville\Figures\MXDs\Figure 16A - C9-C12 Aliphatics Isoconcentration Map - Surficial Unit.mxd

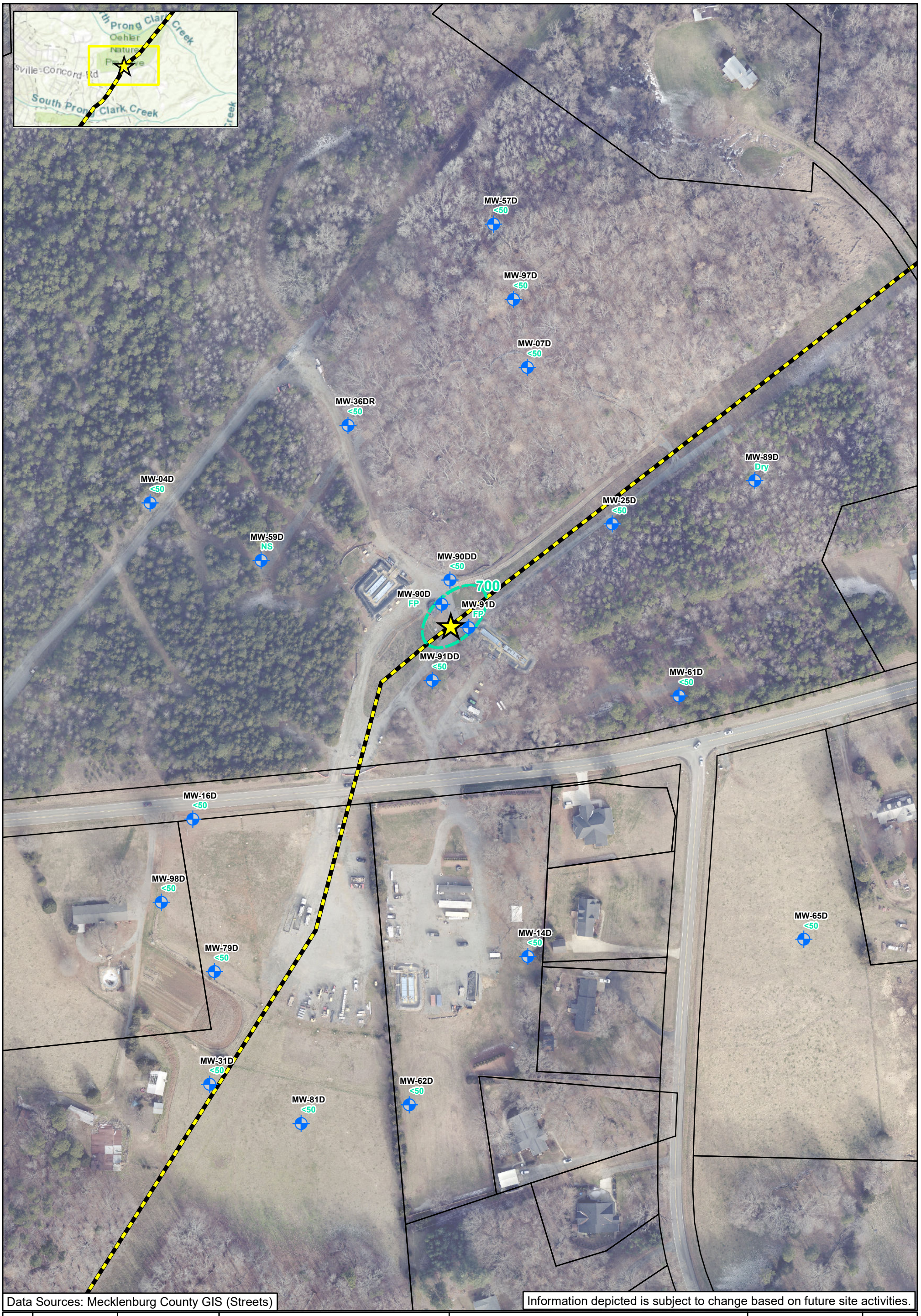

Checked By:	TN
Created By:	CW
Scale:	1 " = 150 FT
Date/Time:	06/23/2022; 14:27
Project No.:	COL054

C9-C12 Aliphatics Isoconcentration Map
Bedrock Unit
Colonial Pipeline Company
2020-L1-SR2448
Huntersville, North Carolina

0 150 300 Feet

Release Site
Pipeline
700 C9-C12 Aliphatics Isocontour (Dashed where Inferred)
Monitoring Well (Bedrock)

<0.5 Constituent Not Detected Above Laboratory Practical Quantitation Limit
0.0 C9-C12 Aliphatics Concentration (µg/L)
FP = Free Product
NS = Not Sampled
µg/L = Micrograms per Liter

NCDEQ 2L Standard for C9-C12 Aliphatics is 700 µg/L
Bedrock Wells Not Used For Contouring
J - Estimated concentration above the adjusted method detection limit and below the adjusted reporting limit
The following wells were denoted DRY: MW-89D;
Wells denoted (NS) were not sampled: MW-59D;
Wells denoted (FP) due to LNAPL: MW-90D,91D

APEX

FIGURE
16B

Document Path: E:\Apex\Huntersville\Figures\MXDs\Figure 16B - C9-C12 Aliphatics Isoconcentration Map - Bedrock Unit.mxd

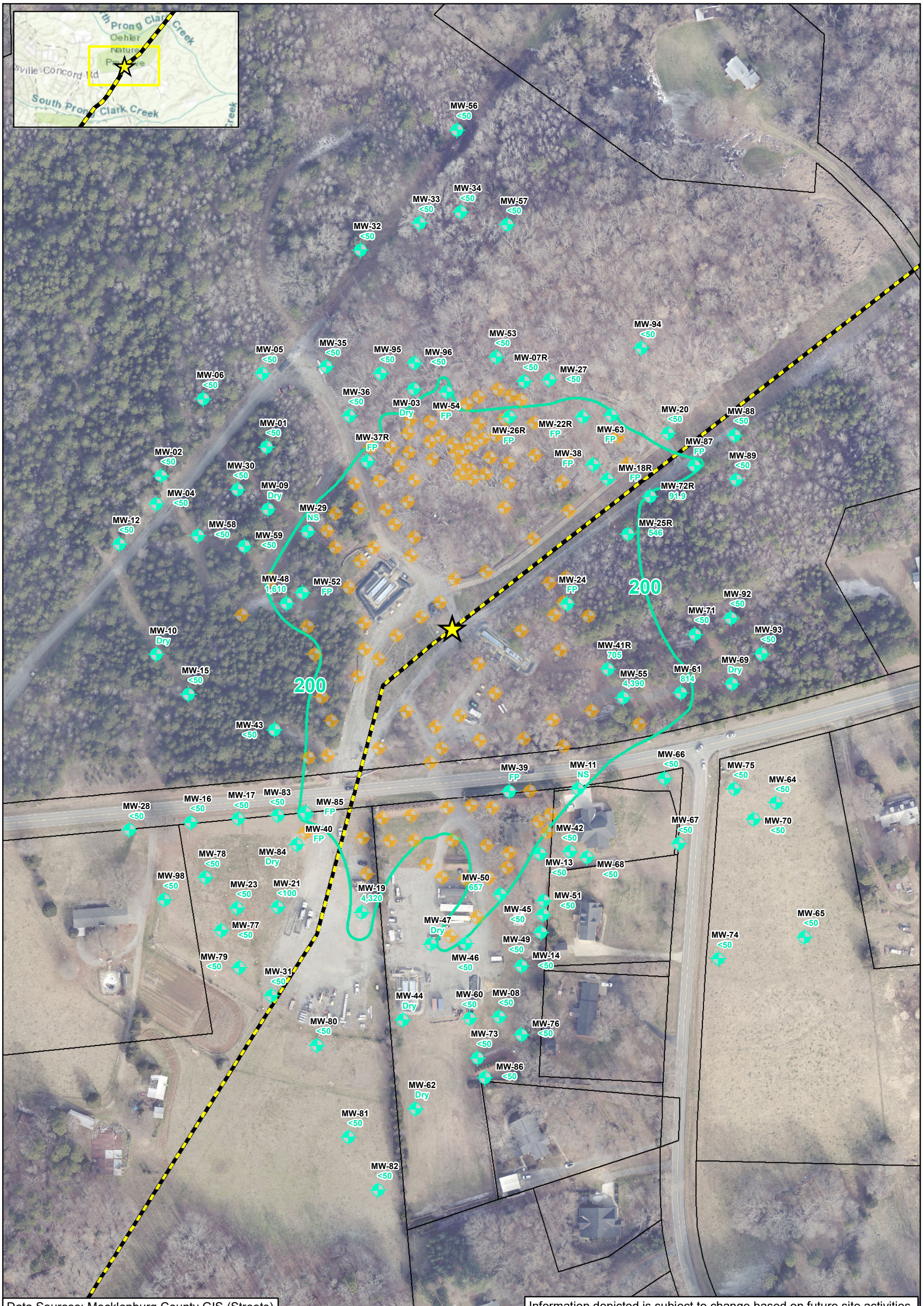

Data Sources: Mecklenburg County GIS (Streets)

Information depicted is subject to change based on future site activities.

Checked By:	TN
Created By:	CW
Scale:	1 " = 150 FT
Date/Time:	06/22/2022; 12:52
Project No.:	COL054

C9-C10 Aromatics Isoconcentration Map
Surficial Unit
Colonial Pipeline Company
2020-L1-SR2448
Huntersville, North Carolina

0 150 300 Feet

Release Site
Pipeline
200 C9-C10 Aromatics Isocontour (Dashed where Inferred)
Recovery Well
Monitoring Well

<0.5 Constituent Not Detected Above Laboratory Practical Quantitation Limit
657 C9-C10 Aromatics Concentration (µg/L)
FP = Free Product
NS = Not Sampled
µg/L = Micrograms per Liter

NCDEQ 2L Standard for C9-C10 Aromatics is 200 µg/L
Bedrock Wells Not Used For Contouring
J - Estimated concentration above the adjusted method detection limit and below the adjusted reporting limit
Wells denoted (FP) due to LNAPL: MW-18R,22R,24,26R,37R,38,39,40,52,54,63,85,87;
Wells denoted (Dry): MW-03,09,10,44,47,62,69,84
Wells denoted (NS) due to the presence of a pump and historic free product: MW-11,29

APEX

FIGURE
17A

Document Path: E:\Apex\Huntersville\Figures\MXDs\Figure 17A - C9-C10 Aromatics Isoconcentration Map - Surficial Unit.mxd

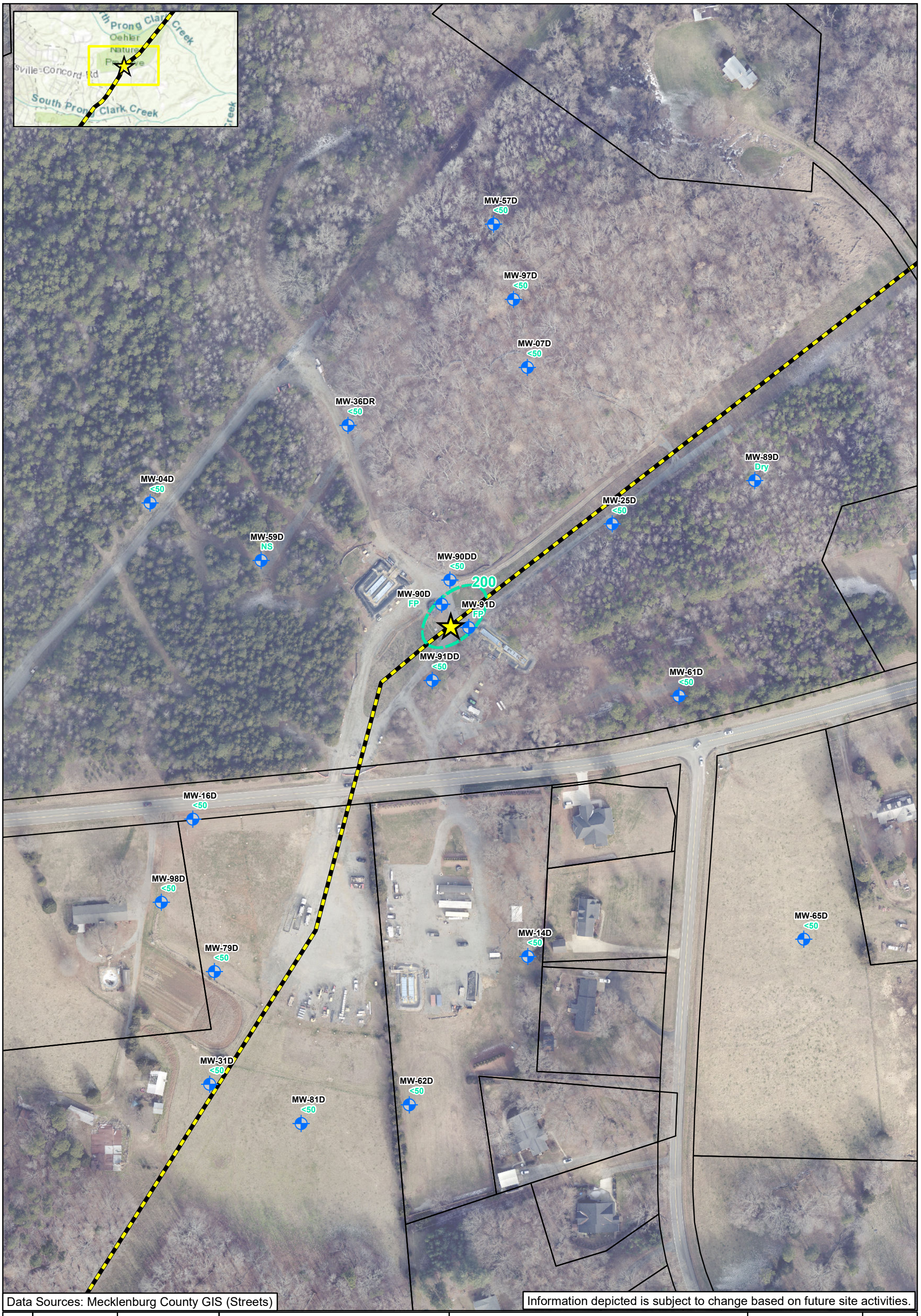

Data Sources: Mecklenburg County GIS (Streets)

Information depicted is subject to change based on future site activities.

Checked By:	TN
Created By:	CW
Scale:	1 " = 150 FT
Date/Time:	06/23/2022; 14:27
Project No.:	COL054

C9-C10 Aromatics Isoconcentration Map
Bedrock Unit
Colonial Pipeline Company
2020-L1-SR2448
Huntersville, North Carolina

0 150 300 Feet

Release Site

Pipeline

200 C9-C10 Aromatics Isocontour (Dashed where Inferred)

Monitoring Well (Bedrock)

<0.5 Constituent Not Detected Above Laboratory Practical Quantitation Limit

0.0 C9-C10 Aromatics Concentration (µg/L)

FP = Free Product

NS = Not Sampled

µg/L = Micrograms per Liter

NCDEQ 2L Standard for C9-C10 Aromatics is 200 µg/L
Bedrock Wells Not Used For Contouring
J - Estimated concentration above the adjusted method detection limit and below the adjusted reporting limit
The following wells were denoted DRY: MW-89D;
Wells denoted (NS) were not sampled: MW-59D;
Wells denoted (FP) due to LNAPL: MW-90D,91D

APEX

FIGURE

17B

Document Path: E:\Apex\Huntersville\Figures\MXDs\Figure 17B - C9-C10 Aromatics Isoconcentration Map - Bedrock Unit.mxd



13800_HC_RD_20200827		13800_HC_RD_20211221	
Lead	109	Lead	27.6
13800_HC_RD_20200902		**13800_HC_RD_20211228**	
Lead	169	Lead	8.0
13800_HC_RD_20200910		**13800_HC_RD_20220111**	
Lead	55.2	Lead	12.4
13800_HC_RD_2020916		**13800_HC_RD_20220119**	
Lead	67	Lead	7.0
13800_HC_RD_20200924		**13800_HC_RD_20220201**	
Lead	23	Lead	8.4
13800_HC_RD_20201001		**13800_HC_RD_20220208**	
Lead	6.5	Lead	21.3
13800_HC_RD_20201112		**13800_HC_RD_20220215**	
Lead	5.4	Lead	14.8
13800_HC_RD_20201119		**13800_HC_RD_20220308**	
Lead	5.7	Lead	30.9
13800_HC_RD_20201201		**13800_HC_RD_20220315**	
Lead	7.8	Lead	24.5
13800_HC_RD_20210126		**13800_HC_RD_20220322**	
Lead	16.9	Lead	36.2
13800_HC_RD_20210209		**13800_HC_RD_20220329**	
Lead	5.1	Lead	34.4
13800_HC_RD_20210316		**13800_HC_RD_20220412**	
Lead	12.1	Lead	11.8
13800_HC_RD_20210518		**13800_HC_RD_20220426**	
Lead	6.3	Lead	5.8J
13800_HC_RD_20210629		**13800_HC_RD_20220510**	
Lead	50.5	Lead	16.4
13800_HC_RD_20210706		**13800_HC_RD_20220517**	
Lead	5.0J	Lead	2.8
13800_HC_RD_20210810		**13800_HC_RD_20220524**	
Lead	10.4	Lead	15.0
13800_HC_RD_20210817		**13800_HC_RD_20220531**	
Lead	11.2	Lead	2.1
13800_HC_RD_20211207		**13800_HC_RD_20220607**	
Lead	13.3	Lead	2.1
13800_HC_RD_20211214		**13800_HC_RD_20220614**	
Lead	32.6	Lead	4.7

14401_HC_RD_20201201	
Lead	5.8
14401_HC_RD_20200302	
Lead	10.4
14401_HC_RD_20200323	
Lead	5.5
14401_HC_RD_20200413	
Lead	20.4
14401_HC_RD_20200504	
Lead	5.1
14401_HC_RD_20211012	
Lead	75.3
14401_HC_RD_20211123	
Lead	12.5
14401_HC_RD_20211214	
Lead	4.6J
14401_HC_RD_20211221	
Lead	8.1
14401_HC_RD_20210125	
Lead	5.7
14401_HC_RD_20220412	
Lead	22.1
14401_HC_RD_20220510	
Lead	5.4
14401_HC_RD_20220517	
Lead	0.43J
14401_HC_RD_20220524	
Lead	1.6
14401_HC_RD_20220531	
Lead	11.3
14401_HC_RD_20220607	
Lead	0.29J
14401_HC_RD_20220614	
Lead	0.12J

14226_HC_RD_20201001	
Lead	6.1
14226_HC_RD_20200608	
Chloroform	0.57
14226_HC_RD_20200622	
Chloroform	0.35J
14226_HC_RD_20200810	
Lead	8.8
14226_HC_RD_20200831	
Chloroform	0.4J
14226_HC_RD_20210921	
Chloroform	0.143J
14226_HC_RD_20210928	
Chloroform	0.313J
14226_HC_RD_20211012	
Lead	6.3
14226_HC_RD_20220315	
Lead	6.9
14226_HC_RD_20220510	
Lead	0.30J
14226_HC_RD_20220517	
Lead	1.1
14226_HC_RD_20220524	
Lead	0.49J
14226_HC_RD_20220531	
Lead	0.37J
14226_HC_RD_20220607	
Lead	0.91J
14226_HC_RD_20220614	
Lead	0.34J

13835_AC_RD_20200916		13835_HC_RD_20211026	
Bromodichloro-methane	1.7	Chloroform	0.66
Chloroform	7.4	**13835_HC_RD_20211102**	
13835_AC_RD_20200924		Chloroform	0.75
Lead	16.1	**13835_HC_RD_20211109**	
13835_AC_RD_20201026		Chloroform	0.54
Lead	15.4	**13835_HC_RD_20211116**	
13835_AC_RD_20210209		Chloroform	0.66
Lead	15.1	**13835_HC_RD_20211123**	
13835_AC_RD_20210223		Chloroform	0.76
Chloroform	0.57	**13835_HC_RD_20211130**	
13835_AC_RD_20210302		Chloroform	0.57
Chloroform	0.5	**13835_HC_RD_2021214**	
13835_AC_RD_20210309		Chloroform	0.6
Lead	13.5	**13835_HC_RD_2021221**	
Chloroform	0.54	Chloroform	0.55
13835_AC_RD_20210406		**13835_HC_RD_2021228**	
Chloroform	0.52	Chloroform	0.41J
13835_AC_RD_20210504		**13835_HC_RD_20220104**	
Chloroform	0.65	Chloroform	0.35J
13835_AC_RD_20210511		**13835_HC_RD_20220111**	
Chloroform	0.67	Chloroform	0.39J
13835_AC_RD_20210518		**13835_HC_RD_20220119**	
Chloroform	0.89	Chloroform	0.49J
13835_AC_RD_20210525		**13835_HC_RD_20220125**	
Chloroform	0.74	Chloroform	0.36J
13835_AC_RD_202105601		**13835_HC_RD_20220201**	
Chloroform	0.9	Chloroform	0.41J
13835_AC_RD_20210608		**13835_HC_RD_20220208**	
Lead	4.7	Chloroform	0.47J
Chloroform	0.88	**13835_AC_RD_20220215**	
13835_AC_RD_20210615		Chloroform	0.42J
Chloroform	0.91	Lead	6.1
13835_AC_RD_20210622		**13835_AC_RD_20220222**	
Chloroform	0.84	Lead	9.1
Lead	7.5	**13835_AC_RD_20220301**	
13835_AC_RD_20210629		Chloroform	0.46J
Chloroform	0.76	**13835_AC_RD_20220322**	
13835_AC_RD_20210706		Chloroform	0.50J
Chloroform	0.99	Lead	9.7
13835_AC_RD_20210713		**13835_AC_RD_20220329**	
Chloroform	0.8	Chloroform	0.58
13835_AC_RD_20210720		Lead	10.4
Chloroform	0.73	**13835_AC_RD_20220405**	
13835_AC_RD_20210803		Chloroform	0.44J
Chloroform	0.96	Lead	18.2
13835_AC_RD_20210810		**13835_HC_RD_20220412**	
Chloroform	0.5	Chloroform	0.5
13835_AC_RD_20210817		**13835_AC_RD_20220419**	
Chloroform	0.43J	Chloroform	0.46J
13835_AC_RD_20210831		Lead	8.6
Chloroform	0.94	**13835_HC_RD_20220426**	
13835_AC_RD_20210907		Chloroform	0.47J
Chloroform	7.5	**13835_AC_RD_20220510**	
Lead	0.72	Chloroform	0.43J
13835_AC_RD_20210914		Lead	0.28J
Chloroform	0.88	**13835_AC_RD_20220517**	
13835_AC_RD_20210921		Lead	0.60J
Chloroform	0.829J	**13835_AC_RD_20220524**	
13835_AC_RD_20210921		Chloroform	0.51
Lead	6.1	Lead	0.51J
Chloroform	0.774J	**13835_AC_RD_20220531**	
13835_AC_RD_20211005		Lead	0.20J
Chloroform	0.61	**13835_AC_RD_20220607**	
13835_AC_RD_20211012		Lead	0.22J
Chloroform	0.37J	**13835_AC_RD_20220614**	
13835_AC_RD_20211019		Lead	2.0
Chloroform	0.65		
Lead	9.9		

13712_LAWTHER_RD_20210302	
Lead	38.2

14024_SIMS_RD_20220322	
Lead	4.8J

13920_SIMS_RD_20220322	
Lead	6.4

Data Sources: Mecklenburg County (Parcels, Streets, Zoning, Private Wells)

Information depicted is subject to change based on future site activites.

Checked By:	JM
Created By:	CW
Scale:	1 " = 550 FT
Created On:	06/23/2022; 12:00
Project No.:	CPC20126

Water Supply Well Sampling Results (Detections Only)

Colonial Pipeline Company

2020-L1-SR2448

Huntersville, North Carolina

0 550 1,100 1,650 Feet

Sampled Water Supply Wells:

- Release Site
- Parcel Boundaries
- Non-Potable Use Well
- Potable Use Well
- Inactive Use Well
- Abandoned Well

Note:
All data in units of micrograms per liter (µg/L).
Well locations are approximated and sampling commenced once access was allowed.

APEX

FIGURE 18

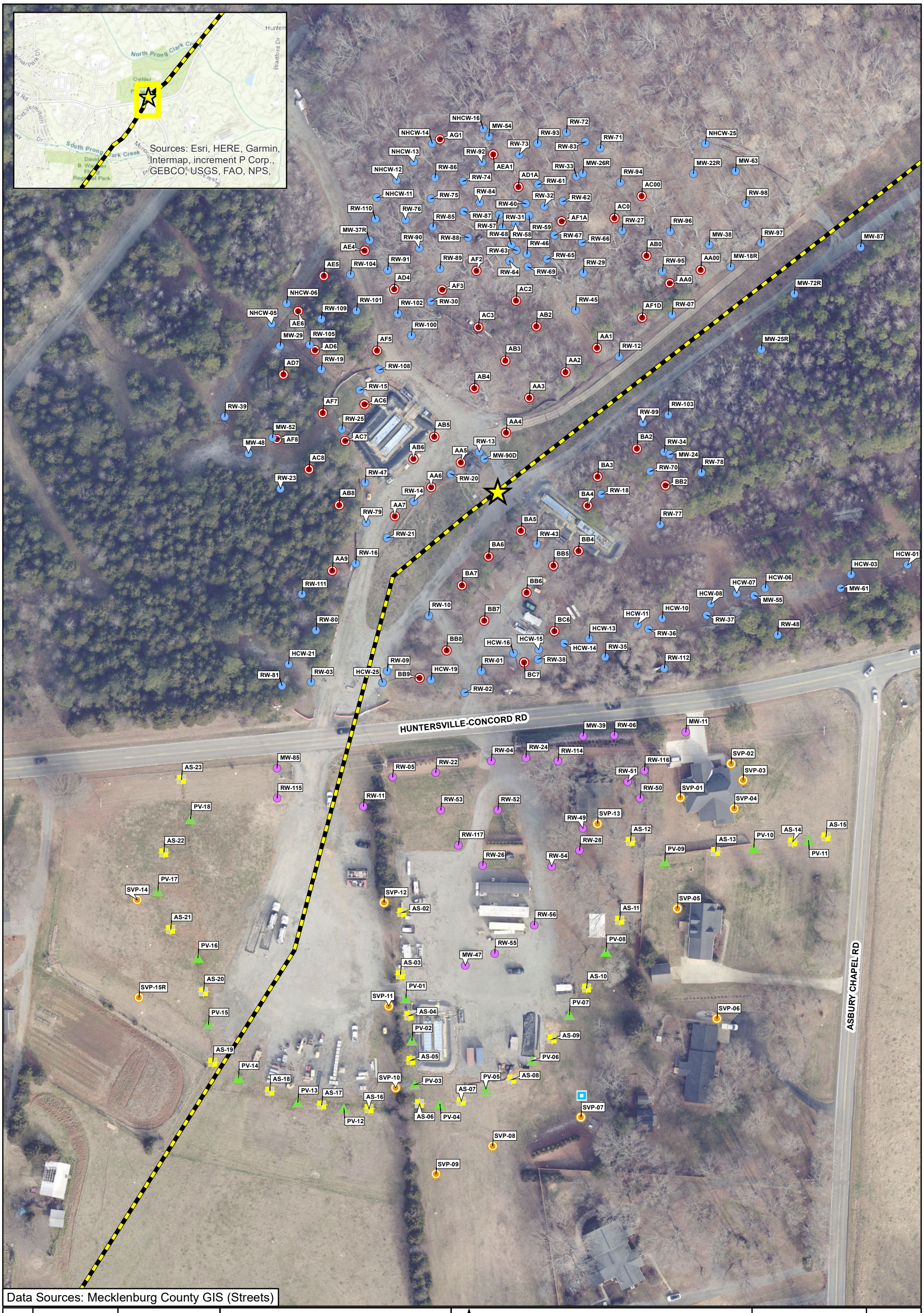

Data Sources: Mecklenburg County GIS (Streets)

Checked By:	AS
Created By:	CW
Scale:	1 " = 100 FT
Date/Time:	06/28/2022; 16:19
Project No.:	CPC20126

Air Sparge System Layout
Colonial Pipeline Company
2020-L1-SR2448 Release
Huntersville, North Carolina

0 100 200 Feet

- Release Site
- Pipeline
- Vacuum Enhanced Well (System 1)
- Vacuum Enhanced Well (System 2)
- Air Sparge
- Vapor Extraction Well (Active)
- Vapor Extraction Well (Inactive)
- Soil Vapor Monitoring Point
- AreaRae Monitoring Station

APEX

FIGURE 19

Document Path: E:\Apex\Huntersville\Figures\MXDs\Requests\Figure 19 - Air Sparge System Layout wells with pumps_06282022.mxd

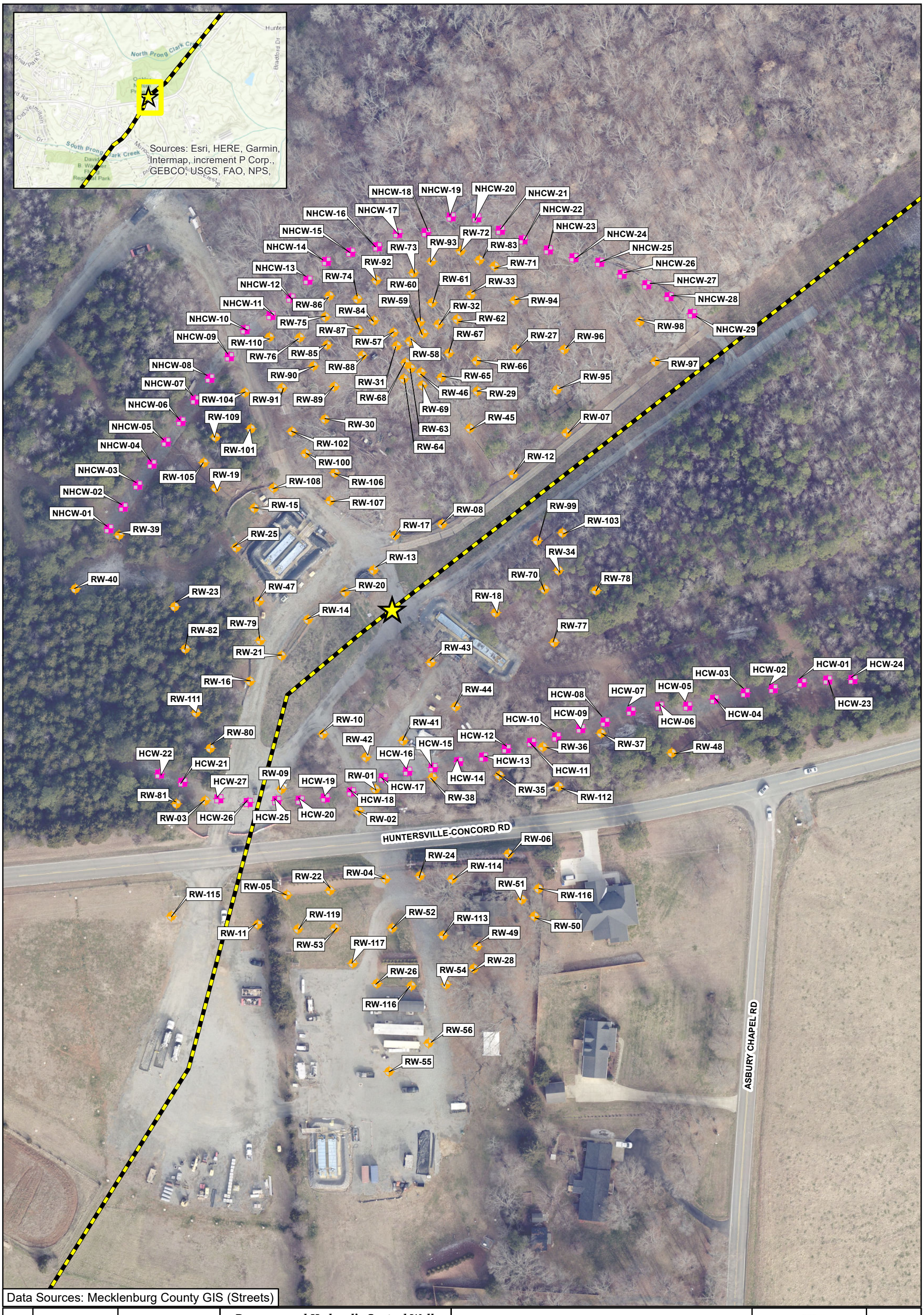

Data Sources: Mecklenburg County GIS (Streets)

Checked By:	AS
Created By:	CW
Scale:	1 " = 100 FT
Date/Time:	06/22/2022; 10:46
Project No.:	CPC20126

Recovery and Hydraulic Control Well System Layout
Colonial Pipeline Company
2020-L1-SR2448 Release
Huntersville, North Carolina

0 100 200 Feet

Release Site
Pipeline
Recovery Well
Hydraulic Control Well

Notes:
Installed well points that have been surveyed are currently depicted.

APEX

FIGURE
20

Document Path: E:\Apex\Huntersville\Figures\MXDs\Figure 20 - Recovery and Hydraulic Control Well System Layout.mxd

TABLES

Table 1
Summary of Pipeline Excavation Soil Sampling Results

Colonial Pipeline Company
2020-L1-SR2448
Huntersville, North Carolina

Lab Report	Sample ID	Sample Date	Volatile Organic Compounds (EPA 8260D) (mg/kg)																								MADEP VPH (mg/kg)			
			1,1,2-Trichloroethane	1,1-Dichloroethane	1,2,3-Trimethylbenzene	1,2,4-Trimethylbenzene	1,3,5-Trimethylbenzene	2-Butanone (MEK)	Acetone	Benzene	Chlorobenzene	Chloroform	Diisopropyl ether	Ethylbenzene	Isopropylbenzene (Cumene)	Methyl-tert-butyl ether	Methylene Chloride	Naphthalene	Styrene	Tetrachloroethene	Toluene	o-Xylene	Xylene (Total)	n-Butylbenzene	n-Propylbenzene	p-Isopropyltoluene	sec-Butylbenzene	Aliphatic (C05-C08)	Aliphatic (C09-C12)	Aromatic (C09-C10), Unadjusted	Total VPH
Soil-to-Water MSCCs			**0.0032**	**0.0019**	**NE**	**6.6**	**6.6**	**16**	**24**	**0.0072**	**0.44**	**0.34**	**0.32**	**8.0**	**1.3**	**0.085**	**0.023**	**0.2**	**0.9**	**0.0050**	**6.0**	**6.0**	**6.0**	**2.4**	**1.4**	**NE**	**2.2**	**68**	**540**	**31**	**NE**
Residential MSCCs			**11.6**	**7.29**	**NE**	**156**	**156**	**9,380**	**14,000**	**12**	**312**	**21**	**NE**	**60.3**	**1,560**	**156**	**93.8**	**5.5**	**3,120**	**93.8**	**3,120**	**3,120**	**3,120**	**782**	**1,560**	**NE**	**1,560**	**625**	**1,560**	**469**	**NE**
Industrial / Commercial MSCCs			**57.3**	**35.9**	**NE**	**2,330**	**2,330**	**140,000**	**210,000**	**59.4**	**4,670**	**105**	**2,330**	**297**	**23,330**	**1,810**	**1,400**	**27**	**46,700**	**1,400**	**46,700**	**46,700**	**46,700**	**11,600**	**23,300**	**NE**	**23,300**	**9,340**	**23,300**	**7,000**	**NE**
92506678	North Wall	11/17/2020	<0.00446	<0.00446	<0.00891	**0.00441J**	<0.00891	<0.178	<0.0891	**0.0203**	<0.00446	<0.00446	<0.00178	**0.00665**	<0.00446	**0.000981J**	<0.0446	<0.0224	<0.0224	<0.00446	**0.0666**	NA	**0.0323**	<0.0224	<0.00891	<0.00891	<0.0224	<8.65	<8.65	<8.65	<8.65
92506678	South Wall	11/17/2020	<0.00649	<0.00649	<0.0130	**0.00538J**	<0.0130	<0.259	<0.130	**0.0222**	<0.00649	<0.00649	<0.00259	**0.0168**	<0.00649	**0.0582**	**0.0178J**	<0.0324	<0.0324	<0.00649	**0.147**	NA	**0.0722**	<0.0324	<0.0130	<0.0130	<0.0324	<8.64	<8.64	<8.64	<8.64
92506486	0-B	11/15/2020	<0.00450	<0.00450	**0.0508**	**0.0784**	**0.0350**	<0.180	<0.0901	**0.00225**	<0.00450	<0.00450	<0.00180	**0.00411J**	**0.000995J**	<0.00180	<0.0450	**0.122**	<0.0225	<0.00450	**0.0108**	NA	**0.0286**	<0.0225	**0.00368J**	**0.0119**	**0.00541J**	<9.22	**4.63J**	<9.22	**4.63J**
92506486	0-E	11/15/2020	<0.00431	<0.00431	<0.00862	**0.00281J**	<0.00862	<0.172	<0.0862	<0.00172	<0.00431	<0.00431	<0.00172	**0.00150J**	<0.00431	**0.00248**	<0.0431	<0.0216	**0.000412J**	<0.00431	**0.00252J**	NA	**0.00179J**	<0.0216	<0.00862	<0.00862	<0.0216	<8.68	<8.68	<8.68	<8.68
92506486	0-W	11/15/2020	<0.00440	<0.00440	**0.0132**	**0.0372**	**0.0159**	<0.176	<0.0880	**0.138**	<0.00440	<0.00440	**0.00525**	**0.0284**	**0.00161J**	**0.000880J**	<0.0440	<0.0220	<0.0220	<0.00440	**0.518**	NA	**0.287**	<0.0220	**0.00498J**	<0.00880	<0.0220	**3.97J**	<8.86	<8.86	**3.97J**
92506486	25-B	11/15/2020	<0.00451	<0.00451	**0.0341**	**0.101**	**0.0466**	<0.181	<0.0903	**0.0143**	<0.00451	<0.00451	<0.00181	**0.0312**	**0.00289J**	<0.00181	<0.0451	<0.0226	<0.0226	<0.00451	**0.136**	NA	**0.226**	<0.0226	**0.0155**	<0.00903	<0.0226	**4.26J**	**3.34J**	<8.83	**7.60J**
92506486	25-E	11/15/2020	<0.00472	<0.00472	<0.00945	**0.00316J**	<0.00945	<0.189	<0.0945	**0.00185J**	<0.00472	<0.00472	<0.00189	**0.00171J**	<0.00472	**0.00148J**	<0.0472	<0.0236	<0.0236	<0.00472	**0.00584J**	NA	**0.00282J**	<0.0236	<0.00945	<0.00945	<0.0236	**4.57J**	<9.48	<9.48	**4.57J**
92506486	25-W	11/15/2020	<0.00444	<0.00444	**0.0436**	**0.131**	**0.0356**	<0.178	<0.0889	**0.444**	<0.00444	<0.00444	**0.0509**	**0.180**	**0.00685**	**0.00624**	<0.0444	<0.0222	<0.0222	<0.00444	**1.71**	NA	**0.921**	<0.0222	**0.0233**	<0.00889	<0.0222	**7.03J**	**3.99J**	<8.68	**11.0**
92506486	50-B	11/15/2020	<0.00425	<0.00425	**0.00464J**	**0.0145**	**0.00747J**	<0.170	<0.0851	**0.00650**	<0.00425	<0.00425	<0.00170	**0.00541**	<0.00425	<0.00170	<0.0425	<0.0213	<0.0213	<0.00425	**0.0446**	NA	**0.0487**	<0.0213	**0.00185J**	<0.00851	<0.0213	**3.35J**	**4.55J**	<8.59	**7.90J**
92506486	50-E	11/15/2020	<0.0358	<0.0358	<0.0716	**0.0498J**	<0.0716	<1.43	<0.716	**0.0281**	<0.0358	<0.0358	<0.0143	**0.0115J**	**0.0392**	<0.0143	<0.358	**1.03**	<0.179	<0.0358	**0.0682J**	NA	**0.0510J**	**0.240**	<0.0716	<0.0716	**0.0542J**	**5.30J**	<8.99	<8.99	**5.30J**
92506486	50-W	11/15/2020	<0.0354	<0.0354	**61.7**	**219**	**63.8**	<1.41	<0.707	**10.8**	<0.0354	<0.0354	<0.0141	**130**	**11.1**	**0.251**	<0.354	**22.8**	<0.177	<0.0354	**285**	NA	**735**	**11.8**	**45.2**	**2.44**	**4.10**	**1,300**	**1,360**	**567**	**3240**
92506486	75-B	11/16/2020	<0.00425	<0.00425	<0.00850	<0.00850	<0.00850	<0.170	<0.0850	**0.00534**	<0.00425	<0.00425	<0.00170	<0.00425	<0.00425	**0.000623J**	<0.0425	<0.0213	<0.0213	<0.00425	**0.0182**	NA	**0.00566J**	<0.0213	<0.00850	<0.00850	<0.0213	**3.34J**	**3.42J**	<8.30	**6.76J**
92506486	75-E	11/16/2020	<0.00450	<0.00450	<0.00897	**0.00445J**	<0.00897	<0.179	<0.0897	**0.0410**	<0.00450	<0.00450	<0.00179	**0.00812**	<0.00450	<0.00179	**0.0268J**	<0.0224	<0.0224	<0.00450	**0.0999**	NA	**0.0240**	<0.0224	<0.00897	<0.00897	<0.0224	**3.25J**	<8.46	<8.46	**3.25J**
92506486	75-W	11/16/2020	<0.0330	<0.0330	**40.5**	**143**	**40.0**	<1.32	<0.659	**7.53**	<0.0330	<0.0330	<0.0132	**60.6**	**7.43**	**0.149**	<0.330	**15.7**	<0.165	<0.0330	**148**	NA	**346**	**6.61**	**29.2**	**1.56**	**2.78**	**3,960**	**4,460**	**2,010**	**10400**
92506486	100-B	11/16/2020	<0.00360	<0.00360	**0.00308J**	**0.00729**	**0.00390J**	<0.144	<0.0719	**0.00657**	<0.00360	<0.00360	<0.00144	**0.00108J**	<0.00360	<0.00144	<0.0360	<0.0180	<0.0180	<0.00360	**0.0164**	NA	**0.00749J**	<0.0180	<0.00719	<0.00719	<0.0180	**16.4**	<7.15	<7.15	**16.4**
92506486	100-E	11/16/2020	<0.00436	<0.00436	**0.00341J**	**0.0190**	**0.00981**	<0.174	<0.0871	**0.147**	<0.00436	<0.00436	<0.00174	**0.0373**	**0.00111J**	<0.00174	<0.0436	<0.0218	<0.0218	<0.00436	**0.420**	NA	**0.156**	<0.0218	**0.00850J**	<0.00871	<0.0218	**3.58J**	<8.81	<8.81	**3.58J**
92506486	100-W	11/16/2020	<0.00505	<0.00505	**0.0595**	**0.148**	**0.0492**	<0.202	<0.101	**0.786**	<0.00505	<0.00505	**0.138**	**0.0593**	**0.00106J**	**0.0125**	**0.0380J**	<0.0253	<0.0253	<0.00505	**1.98**	NA	**1.33**	<0.0253	**0.00211J**	<0.0101	<0.0253	**6.10J**	**4.63J**	<9.61	**10.7**
92506486	125-B	11/16/2020	<0.00328	<0.00328	**0.00423J**	**0.00767**	**0.00498J**	<0.131	<0.0655	**0.0949**	<0.00328	<0.00328	<0.00131	<0.00328	<0.00328	**0.00117J**	<0.0328	<0.0164	<0.0164	<0.00328	**0.152**	NA	**0.0761**	<0.0164	<0.00655	<0.00655	<0.0164	**8.05**	<6.54	<6.54	**8.05**
92506486	125-E	11/16/2020	<0.00308	<0.00308	<0.00616	<0.00616	<0.00616	<0.123	<0.0616	**0.0172**	<0.00308	<0.00308	<0.00123	**0.00155J**	<0.00308	<0.00123	<0.0308	<0.0154	<0.0154	<0.00308	**0.0362**	NA	**0.0103**	<0.0154	<0.00616	<0.00616	<0.0154	**2.53J**	<6.39	<6.39	**2.53J**
92506486	125-W	11/16/2020	<0.00376	<0.00376	<0.00752	<0.00752	<0.00752	<0.150	<0.0752	**0.0172**	<0.00376	<0.00376	**0.0119**	<0.00376	<0.00376	<0.00150	<0.0376	<0.0188	<0.0188	<0.00376	**0.00585J**	NA	**0.0156**	<0.0188	<0.00752	<0.00752	<0.0188	<7.58	<7.58	<7.58	<7.58
92506486	150-B	11/16/2020	<0.139	<0.139	**20.2**	**69.2**	**21.6**	<5.58	<2.79	**4.63**	<0.139	**0.656**	**0.386**	**30.8**	**2.86**	<0.0558	<1.39	**5.33**	<0.697	<0.139	**49.2**	NA	**206**	**3.68**	**13.8**	**0.663**	**1.36**	**894**	**472**	**216**	**1580**
92506486	150-E	11/16/2020	<0.00342	<0.00342	**0.00491J**	<0.00684	**0.00346J**	<0.137	<0.0684	**0.083**	<0.00342	<0.00342	<0.00137	**0.00137J**	<0.00342	<0.00137	<0.0342	<0.0171	<0.0171	<0.00342	**0.0553**	NA	**0.0480**	<0.0171	<0.00684	<0.00684	<0.0171	**3.86J**	<6.99	<6.99	**3.86J**
92506486	150-W	11/16/2020	<0.00342	<0.00342	**0.150**	**0.120**	**0.0858**	<0.149	<0.0684	**0.436**	<0.00342	<0.00372	<0.00137	**0.00137J**	**0.00465**	**0.0320**	<0.0372	<0.0171	<0.0171	<0.00342	**0.0553**	NA	**0.0480**	<0.0171	<0.00684	<0.00684	<0.0171	**4.46J**	**3.68J**	<6.99	**3.86J**
92506486	175-B	11/16/2020	<0.0572	<0.0572	**44.9**	**141**	**49.1**	**23.1**	<1.14	**10.8**	<0.0572	**1.84**	<0.0229	**87.8**	**6.85**	<0.0229	<0.572	**25.3**	<0.286	<0.0572	**136**	NA	**559**	**8.44**	**32.5**	**1.40**	**2.37**	**2,750**	**2,250**	**650**	**2250**
92506486	175-E	11/16/2020	<0.0295	<0.0295	**7.04**	**23.6**	**7.12**	<1.18	<0.589	**2.03**	<0.0295	<0.0295	**1.77**	**10.9**	**0.854**	**0.239**	<0.295	**2.93**	<0.147	<0.0295	**18.4**	NA	**68.5**	**1.06**	**4.42**	**0.243**	**0.442**	**1,800**	**2,610**	**725**	**4400**
92506486	175-W	11/16/2020	<0.127	<0.127	**84.5**	**277**	**98**	<5.08	<2.54	**27.4**	<0.127	<0.127	**11.0**	**193**	**16.1**	**0.588**	<1.27	**29.2**	<0.635	<0.127	**348**	NA	**1,250**	**14.2**	**68.5**	**2.64**	**4.78**	**4,800**	**4,720**	**686**	**9520**
92506678	200-B	11/17/2020	<0.00444	<0.00444	**0.783**	**0.904**	**0.799**	<0.178	<0.0888	**0.527**	<0.00444	<0.00444	**2.25**	**0.0296**	**0.00408J**	**0.233**	<0.0444	**0.0827**	<0.0222	<0.00444	**0.609**	<7.2	**2.89**	<0.0222	**0.0101**	**0.0277**	**0.0121J**	**26.1**	**16.0**	**3.43J**	**42.1**
92506678	200-E	11/17/2020	<0.0711	<0.0711	**136**	**495**	**149**	<2.84	<1.42	**56.2**	**0.353**	<0.0711	**22.9**	**398**	**19.8**	**1.49**	<0.711	**59.5**	<0.356	<0.0711	**877**	<6.3	**2,210**	**27.2**	**106**	**4.31**	**8.25**	**8,490**	**4,310**	**1,480**	**14300**
92506678	200-W	11/17/2020	<0.0734	<0.0734	**96.4**	**348**	**105**	<2.94	<1.47	**10.1**	**0.308**	<0.0734	**3.35**	**153**	**14.7**	**0.280**	<0.734	**43.7**	<0.367	**0.0945**	**201**	**3.6**	**997**	**19.8**	**68.5**	**3.13**	**6.83**	**1,930**	**3,820**	**1,150**	**5750**
92506678	225-B	11/17/2020	<0.182	<0.182	**103**	**354**	**110**	<7.30	<3.65	**9.34**	<0.182	<0.182	**1.13**	**190**	**2.36**	<0.0730	<1.82	**12.7**	<0.912	<0.182	**312**	<4.6	**1,190**	**3.93**	**68.6**	**0.641**	**1.21**	**2,470**	**1,160**	**696**	**4330**
92506678	225-E	11/17/2020	<0.0823	<0.0823	**96.8**	**315**	**90.4**	<3.29	<1.65	**60.4**	<0.0823	<0.0823	**3.42**	**199**	**29.8**	**0.497**	<0.823	**45.6**	<0.412	<0.0823	**517**	<5	**1,100**	**22.9**	**102**	**5.10**	**9.63**	**5,090**	**6,240**	**1,500**	**11300**
92506678	225-W	11/17/2020	<0.0834	<0.0834	**129**	**439**	**125**	<3.34	<1.67	**49.1**	**0.395**	<0.0834	**2.77**	**310**	**34.2**	**0.225**	<0.834	**60.9**	<0.417	<0.0834	**661**	<5.5	**1,700**	**25.4**	**104**	**5.49**	**10.6**	**6,790**	**4,680**	**1,700**	**13200**
92506678	250-B	11/17/2020	<0.0824	<0.0824	**79.7**	**260**	**78.1**	<3.29	<1.65	**42.2**	<0.0824	<0.0824	**3.28**	**130**	**13.6**	**0.336**	<0.824	**32.8**	<0.413	<0.0824	**344**	<4.9	**705**	**13.5**	**55.2**	**2.95**	**4.61**	**44.5**	**38.2**	**25.7**	**108**
92506678	250-E	11/17/2020	<0.00437	<0.00437	**0.267**	**0.743**	**0.190**	**0.490**	**1.87**	**1.90**	<0.00437	<0.00437	**0.106**	**0.571**	**0.0206**	**0.0462**	<0.0437	**0.146**	<0.0219	<0.00437	**6.45**	<5.5	**3.45**	**0.0101J**	**0.0832**	<0.00875	<0.0219	**13.0**	**5.25J**	**3.41J**	**21.7**
92506678	250-W	11/17/2020	<0.0927	<0.0927	**148**	**519**	**146**	<3.71	<1.85	**64.0**	**0.391**	<0.0927	**9.94**	**413**	**35.7**	**0.590**	<0.927	**65.2**	<0.464	<0.0927	**935**	<5.5	**2,150**	**24.3**	**116**	**5.33**	**9.09**	**8,610**	**6,250**	**2,180**	**17100**
92506678	275-B	11/17/2020	<0.0832	<0.0832	**75.1**	**243**	**72.6**	<3.33	<1.66	**28.6**	<0.0832	<0.0832	**0.519**	**86.2**	**10.6**	**0.0419**	<0.832	**23.0**	<0.416	<0.0832	**285**	**501**	**469**	**11.9**	**53.6**	**2.43**	**4.03**	**2,660**	**1,230**	**636**	**4530**
92506678	275-E	11/17/2020	<0.00426	<0.00426	**0.159**	**0.461**	**0.134**	<0.170	**0.0871**	**1.08**	<0.00426	<0.00426	**0.0553**	**0.0657**	**0.00294J**	**0.00911**	<0.0426	**0.0349**	<0.0214	<0.00426	**2.86**	<4.9	**2.67**	<0.0214	**0.00673J**	<0.00852	<0.0214	**10.6**	**7.65J**	**4.10J**	**22.3**
92506678	275-W	11/17/2020	<0.00369	<0.00369	**0.548**	**1.58**	**0.416**	**0.428**	**1.13**	**1.33**	<0.00369	<0.00369	**0.273**	**0.820**	**0.0450**	**0.0826**	<0.0369	**0.400**	<0.0184	<0.00369	**6.22**	<5	**4.61**	**0.0503**	**0.226**	**0.0113**	**0.0181J**	**409**	**656**	**241**	**1070**
92506678	300-B	11/17/2020	<0.0792	<0.0792	**0.190**	**0.738**	**0.231**	<3.17	<1.58	**0.342**	<0.0792	<0.0792	<0.0317	<0.0791	**0.0769J**	<0.0317	<0.792	**1.70**	<0.396	<0.0792	**0.720**	<7.7	**0.402**	**0.250J**	**0.121J**	<0.158	<0.396	**16.9**	**2.85J**	<7.91	**19.8**

Table 1
Summary of Pipeline Excavation Soil Sampling Results

Colonial Pipeline Company
2020-L1-SR2448
Huntersville, North Carolina

Lab Report	Sample ID	Sample Date	Volatile Organic Compounds (EPA 8260D) (mg/kg)																								MADEP VPH (mg/kg)			
			1,1,2-Trichloroethane	1,1-Dichloroethane	1,2,3-Trimethylbenzene	1,2,4-Trimethylbenzene	1,3,5-Trimethylbenzene	2-Butanone (MEK)	Acetone	Benzene	Chlorobenzene	Chloroform	Diisopropyl ether	Ethylbenzene	Isopropylbenzene (Cumene)	Methyl-tert-butyl ether	Methylene Chloride	Naphthalene	Styrene	Tetrachloroethene	Toluene	o-Xylene	Xylene (Total)	n-Butylbenzene	n-Propylbenzene	p-Isopropyltoluene	sec-Butylbenzene	Aliphatic (C05-C08)	Aliphatic (C09-C12)	Aromatic (C09-C10), Unadjusted	Total VPH
Soil-to-Water MSCCs			**0.0032**	**0.0019**	**NE**	**6.6**	**6.6**	**16**	**24**	**0.0072**	**0.44**	**0.34**	**0.32**	**8.0**	**1.3**	**0.085**	**0.023**	**0.2**	**0.9**	**0.0050**	**6.0**	**6.0**	**6.0**	**2.4**	**1.4**	**NE**	**2.2**	**68**	**540**	**31**	**NE**
Residential MSCCs			**11.6**	**7.29**	**NE**	**156**	**156**	**9,380**	**14,000**	**12**	**312**	**21**	**NE**	**60.3**	**1,560**	**156**	**93.8**	**5.5**	**3,120**	**93.8**	**3,120**	**3,120**	**3,120**	**782**	**1,560**	**NE**	**1,560**	**625**	**1,560**	**469**	**NE**
Industrial / Commercial MSCCs			**57.3**	**35.9**	**NE**	**2,330**	**2,330**	**140,000**	**210,000**	**59.4**	**4,670**	**105**	**2,330**	**297**	**23,330**	**1,810**	**1,400**	**27**	**46,700**	**1,400**	**46,700**	**46,700**	**46,700**	**11,600**	**23,300**	**NE**	**23,300**	**9,340**	**23,300**	**7,000**	**NE**
92506678	300-E	11/17/2020	<0.00437	<0.00437	**0.0190**	**0.0619**	**0.0193**	<0.175	**0.0656J**	**0.550**	<0.00437	<0.00437	**0.0207**	**0.0232**	**0.000917J**	**0.00327**	<0.0437	<0.0218	<0.0218	<0.00437	**1.39**	<5.7	**0.508**	<0.0218	<0.00873	<0.00873	<0.0218	**4.77J**	**3.86J**	<10.7	**8.63J**
92506678	300-W	11/17/2020	<0.00396	<0.00396	**0.155**	**0.402**	**0.0959**	<0.158	**0.119**	**1.30**	<0.00396	<0.00396	**0.302**	**0.407**	**0.0110**	**0.0942**	<0.0396	**0.0750**	<0.0198	<0.00396	**4.34**	<7.7	**2.71**	<0.0198	**0.0344**	<0.00792	<0.0198	**11.8**	**5.66J**	**2.89J**	**20.3**
92506678	325-B	11/17/2020	<0.00397	<0.00397	**0.0752**	**0.0622**	**0.0893**	<0.159	<0.0793	**0.115**	<0.00397	<0.00397	**0.00192**	**0.00370J**	<0.00397	<0.00159	<0.0397	<0.0198	<0.0198	<0.00397	**0.179**	**554**	**0.219**	<0.0198	**0.00153J**	<0.00793	<0.0198	**25.6**	<8.43	**3.29J**	**28.9**
92506678	325-E	11/17/2020	<0.00399	<0.00399	<0.00799	**0.00518J**	**0.00356J**	<0.160	<0.0799	**0.0659**	<0.00399	<0.00399	<0.00160	<0.00399	<0.00399	**0.00460**	<0.0399	<0.0200	<0.0200	<0.00399	**0.118**	<5.1	**0.0473**	<0.0200	<0.00799	<0.00799	<0.0200	<7.86	<7.86	<7.86	<7.86
92506678	325-W	11/17/2020	<0.00384	<0.00384	**0.228**	**0.668**	**0.178**	<0.154	<0.0769	**1.08**	<0.00384	<0.00384	**0.0787**	**0.210**	**0.00781**	**0.0125**	<0.0384	**0.0962**	<0.0193	<0.00384	**3.77**	<5	**2.26**	**0.00819J**	**0.0264**	**0.00399J**	<0.0193	**11.1**	**5.62J**	**3.87J**	**20.7**
92506678	350-B	11/17/2020	<0.00415	<0.00415	**0.00690J**	**0.00543J**	**0.00629J**	<0.166	<0.0830	**0.00239**	<0.00415	<0.00415	<0.00166	**0.00148J**	<0.00415	<0.00166	<0.0415	<0.0207	<0.0207	<0.00415	**0.0135**	NA	**0.0231**	<0.0207	<0.00830	<0.00830	<0.0207	**5.74J**	<8.46	<8.46	**5.74J**
92506678	350-E	11/17/2020	<0.00394	<0.00394	<0.00788	<0.00788	<0.00788	<0.158	<0.0788	**0.00616**	<0.00394	<0.00394	<0.00158	<0.00394	<0.00394	<0.00158	<0.0394	<0.0197	<0.0197	<0.00394	**0.00708J**	<4.9	**0.00252J**	<0.0197	<0.00788	<0.00788	<0.0197	<7.87	<7.87	<7.87	<7.87
92506678	350-W	11/17/2020	<0.00388	<0.00388	<0.00776	**0.00318J**	<0.00776	<0.155	<0.0776	**0.0379**	<0.00388	<0.00388	<0.00155	<0.00388	<0.00388	<0.00155	<0.0388	<0.0194	<0.0194	<0.00388	**0.0641**	<4.9	**0.0318**	<0.0194	<0.00776	<0.00776	<0.0194	**3.21J**	<9.48	<9.48	**3.21J**
92506678	375-B	11/17/2020	<0.00515	<0.00515	<0.0103	**0.00345J**	<0.0103	<0.206	<0.103	**0.00365**	<0.00515	<0.00515	<0.00206	<0.00515	<0.00515	<0.00206	<0.0515	<0.0257	<0.0257	<0.00515	**0.00875J**	<5.4	**0.00679J**	<0.0257	<0.0103	<0.0103	<0.0257	**4.45J**	<8.76	<8.76	**4.45J**
92506678	375-E	11/17/2020	<0.00458	<0.00458	**0.00527J**	**0.00810J**	<0.00915	<0.183	<0.0915	**0.0310**	<0.00458	<0.00458	<0.00183	<0.00458	<0.00458	<0.00183	<0.0458	<0.0229	<0.0229	<0.00458	**0.0544**	<4.3	**0.0378**	<0.0229	<0.00915	<0.00915	<0.0229	**4.46J**	<8.93	<8.93	**4.46J**
92506678	375-W	11/17/2020	<0.00407	<0.00407	**0.00320J**	<0.00813	<0.00813	<0.163	<0.0813	**0.00845**	<0.00407	<0.00407	<0.00163	<0.00407	<0.00407	**0.000610J**	<0.0407	<0.0203	<0.0203	<0.00407	**0.0192**	<5.7	**0.0115**	<0.0203	<0.00813	<0.00813	<0.0203	<8.21	<8.21	<8.21	<8.21
92516902	L2-0-B	01/14/2021	<0.00325	<0.00325	**0.0125**	**0.0321**	**0.00916**	<0.130	<0.0650	**0.00706**	<0.00325	<0.00325	**0.00348**	**0.00899**	<0.00325	**0.00253**	<0.0325	<0.0162	<0.0162	<0.00325	**0.0379**	NA	**0.0902**	<0.0162	<0.00650	<0.00650	<0.0162	**26.0**	<6.73	<6.73	**31.0**
92516902	L2-0-E	01/14/2021	<0.00312	<0.00312	<0.00623	**0.0104**	<0.00623	**0.156**	<0.0623	**0.00257**	<0.00312	<0.00312	<0.00125	**0.00379**	<0.00312	<0.00125	<0.0312	<0.0156	<0.0156	<0.00312	**0.0162**	NA	**0.0307**	<0.0156	<0.00623	<0.00623	<0.0156	**12.7**	<6.26	<6.26	**15.9**
92516902	L2-0-W	01/14/2021	<0.00429	<0.00429	<0.00858	**0.0192**	<0.00858	**0.278**	<0.0858	**0.0161**	<0.00429	<0.00429	**0.00633**	**0.00905**	<0.00429	<0.00172	<0.0429	<0.0215	<0.0215	<0.00429	**0.0366**	NA	**0.0741**	<0.0215	<0.00858	<0.00858	<0.0215	**36.6**	<8.80	<8.80	**40.3**
92516902	L2-100-B	01/14/2021	<0.0759	<0.0759	**42.6**	**172**	**47.5**	<3.04	<1.52	**24.4**	<0.0759	<0.0759	**7.59**	**152**	**9.02**	**0.554**	<0.759	**29.1**	<0.379	<0.0759	**337**	NA	**865**	**9.96**	**29.9**	**1.65**	**2.87**	**2,530**	**1,750**	**600**	**4880**
92516902	L2-100-E	01/14/2021	<0.0171	<0.0171	<0.0342	<0.0342	<0.0342	<0.684	<0.342	**0.0214**	<0.0171	<0.0171	**0.131**	<0.0171	<0.0171	**0.0197**	<0.171	<0.0855	<0.0855	<0.0171	**0.0973**	NA	**0.188**	<0.0855	<0.0342	<0.0342	<0.0855	**26.3**	<8.42	<8.42	**30.5**
92516902	L2-100-W	01/14/2021	<0.836	<0.836	**43.5**	**153**	**38.5**	<33.5	<16.7	**36.3**	<0.836	<0.836	**17.1**	**186**	**8.38**	**1.61**	<8.36	**36.8**	<4.18	<0.836	**488**	NA	**1,050**	**4.37**	**25.1**	<1.67	<4.18	**3,040**	**3,040**	**825**	**6910**
92516902	L2-125-B	01/14/2021	**2.41**	<0.396	**53.8**	**177**	**43.1**	<15.8	<7.91	**62.3**	<0.396	<0.396	**15.6**	**187**	**10.2**	**1.31**	<3.96	**38.0**	<1.98	<0.396	**558**	NA	**957**	**5.58**	**27.7**	<0.791	**2.41**	**5,300**	**4,610**	<2030	**11600**
92516902	L2-125-E	01/14/2021	<0.00424	<0.00424	<0.00848	**0.0200**	<0.00848	<0.170	<0.0848	<0.00170	<0.00424	<0.00424	<0.00170	**0.00942**	<0.00424	<0.00170	<0.0424	<0.0212	<0.0212	<0.00424	**0.0142**	NA	**0.0602**	<0.0212	<0.00848	<0.00848	<0.0212	<8.48	<8.48	<8.48	<8.48
92516902	L2-125-W	01/14/2021	<0.967	<0.967	**22.2**	**79.9**	**20.3**	<38.7	<19.3	**55.5**	<0.967	<0.967	**31.9**	**103**	**4.28**	**4.24**	<9.67	**24.2**	<4.84	<0.967	**364**	NA	**602**	<4.84	**13.1**	<1.93	<4.84	**3,380**	**2,060**	**542**	**5970**
92516902	L2-150-B	01/14/2021	<0.831	<0.831	**47.8**	**152**	**34.4**	<33.2	<16.6	**57.8**	<0.831	<0.831	**5.40**	**162**	**8.99**	**1.09**	<8.31	**46.2**	<4.15	<0.831	**339**	NA	**890**	**4.68**	**24.3**	<1.66	<4.15	**4,030**	**2,560**	**759**	**7340**
92516902	L2-150-E	01/14/2021	<0.185	<0.185	**65.3**	**74.7**	**59.9**	<7.40	<3.70	**81.4**	<0.185	<0.185	**17.1**	**97.5**	**12.4**	**1.26**	<1.85	**25.3**	<0.925	<0.185	**325**	NA	**570**	**7.10**	**42.5**	**1.34**	<0.925	**2,960**	**3,640**	**586**	**7190**
92516902	L2-150-W	01/14/2021	<0.413	<0.413	**55.5**	**56.3**	**48.1**	<16.5	<8.25	**70.5**	<0.413	<0.413	**2.17**	**51.2**	**12.3**	**0.495**	<4.13	**27.0**	<2.06	<0.413	**231**	NA	**287**	**5.28**	**35.1**	**1.46**	**2.54**	**2,990**	**2,430**	**646**	**6070**
92516902	L2-175-B	01/14/2021	<0.268	<0.268	**56.0**	**119**	**54.4**	<10.7	<5.36	**47.0**	<0.268	<0.268	<0.107	**125**	**10.4**	<0.107	<2.68	**26.9**	<1.34	<0.268	**292**	NA	**360**	**4.89**	**36.6**	**1.31**	<1.34	**4,220**	**3,810**	**1,260**	**9290**
92516902	L2-175-E	01/14/2021	<0.366	**0.745**	**53.5**	**57.9**	**48.0**	<14.7	<7.33	**101**	<0.366	<0.366	**16.0**	**68.3**	**10.8**	**1.44**	<3.66	**12.2**	<1.83	<0.366	**249**	NA	**392**	**5.02**	**32.8**	**1.12**	**2.31**	**4,380**	**3,350**	**811**	**8540**
92516902	L2-175-W	01/14/2021	<0.00525	<0.00525	**0.0191**	**0.0601**	**0.0144**	**0.273**	**0.418**	**0.102**	<0.00525	<0.00525	**0.0128**	**0.0681**	<0.00525	<0.00210	<0.0525	<0.0263	<0.0263	<0.00525	**0.403**	NA	**0.399**	<0.0263	<0.0105	<0.0105	<0.0263	<10.5	<10.5	<10.5	<10.5
92516902	L2-200-B	01/14/2021	<0.00453	<0.00453	**0.0142**	**0.0261**	<0.00907	<0.181	<0.0907	**0.00620**	<0.00453	<0.00453	**0.00448**	**0.00753**	<0.00453	**0.00381**	<0.0453	**0.0502**	<0.0227	<0.00453	**0.0346**	NA	**0.0646**	<0.0227	<0.00907	<0.00907	<0.0227	<9.07	<9.07	<9.07	<9.07
92516902	L2-200-E	01/14/2021	<0.325	<0.325	**99.6**	**218**	**79.8**	<13.0	<6.50	**110**	<0.325	<0.325	**11.8**	**169**	**19.8**	**0.911**	<3.25	**36.7**	<1.62	<0.325	**585**	NA	**991**	**6.74**	**61.9**	**2.14**	**4.13**	**3,460**	**4,520**	**1,230**	**9210**
92516902	L2-200-W	01/14/2021	<0.00423	<0.00423	<0.00845	<0.00845	<0.00845	<0.169	<0.0845	**0.00991**	<0.00423	<0.00423	<0.00169	<0.00423	<0.00423	<0.00169	<0.0423	<0.0211	<0.0211	<0.00423	**0.0235**	NA	**0.0220**	<0.0211	<0.00845	<0.00845	<0.0211	<8.45	<8.45	<8.45	<8.45
92516902	L2-225-B	01/15/2021	<0.00451	<0.00451	<0.00902	<0.00902	<0.00902	<0.180	<0.0902	**0.00561**	<0.00451	<0.00451	**0.00417**	**0.00893**	<0.00451	<0.00180	<0.0451	<0.0225	<0.0225	<0.00451	**0.0316**	NA	**0.0337**	<0.0225	<0.00902	<0.00902	<0.0225	**15.1**	<9.02	<9.02	**15.1**
92516902	L2-225-E	01/15/2021	<0.00453	<0.00453	**0.0378**	**0.0349**	<0.00905	<0.181	<0.0905	<0.00181	<0.00453	<0.00453	**0.0635**	<0.00453	<0.00453	**0.0337**	<0.0453	**0.157**	<0.0226	<0.00453	<0.00905	NA	**0.0230**	<0.0226	<0.00905	<0.00905	<0.0226	**16.7**	<9.05	<9.05	**16.7**
92516902	L2-225-W	01/15/2021	<0.00447	<0.00447	<0.00895	<0.00895	<0.00895	<0.179	<0.0895	**0.0158**	<0.00447	<0.00447	<0.00179	<0.00447	<0.00447	<0.00179	<0.0447	<0.0224	<0.0224	<0.00447	**0.0363**	NA	**0.0190**	<0.0224	<0.00895	<0.00895	<0.0224	<8.95	<8.95	<8.95	<8.95
92516902	L2-243-B	01/15/2021	<0.00396	<0.00396	<0.00792	<0.00792	<0.00792	<0.158	<0.0792	**0.103**	<0.00396	<0.00396	<0.00158	**0.00793**	<0.00396	<0.00158	<0.0396	<0.0198	<0.0198	<0.00396	**0.0922**	NA	**0.0405**	<0.0198	<0.00792	<0.00792	<0.0198	**21.9**	<7.92	<7.92	**21.9**
92516902	L2-243-E	01/15/2021	<0.00509	<0.00509	<0.0102	<0.0102	<0.0102	<0.203	<0.102	**0.0250**	<0.00509	<0.00509	<0.00203	<0.00509	<0.00509	<0.00203	<0.0509	<0.0254	<0.0254	<0.00509	**0.0506**	NA	**0.0182**	<0.0254	<0.0102	<0.0102	<0.0254	<10.2	<10.2	<10.2	<10.2
92516902	L2-243-W	01/15/2021	<0.00428	<0.00428	<0.00855	<0.00855	<0.00855	<0.171	<0.0855	**0.0171**	<0.00428	<0.00428	<0.00171	<0.00428	<0.00428	<0.00171	<0.0428	<0.0214	<0.0214	<0.00428	<0.00855	NA	**0.0171**	<0.0214	<0.00855	<0.00855	<0.0214	<8.97	<8.97	<8.97	<8.97
92516902	L2-25-B	01/14/2021	<0.00389	<0.00389	**0.0464**	**0.122**	**0.0569**	<0.156	<0.0778	**0.00484**	<0.00389	<0.00389	<0.00156	**0.00538**	<0.00389	<0.00156	<0.0389	**0.0437**	<0.0194	<0.00389	**0.0224**	NA	**0.0537**	**0.0501**	**0.0202**	**0.00909**	<0.0194	**23.1**	<7.81	<7.81	**26.7**
92516902	L2-25-E	01/14/2021	<0.00646	<0.00646	**0.158**	**0.239**	**0.0526**	<0.258	<0.129	**0.00430**	<0.00646	<0.00646	<0.00258	**0.0129**	<0.00646	<0.00258	<0.0646	**0.367**	<0.0323	<0.00646	**0.0346**	NA	**0.109**	**0.0686**	<0.0129	<0.0129	<0.0323	**15.0**	**16.3**	**10.3**	**41.7**
92516902	L2-25-W	01/14/2021	<0.00456	<0.00456	<0.00911	**0.0182**	<0.00911	**2.19**	<0.0911	**0.00791**	<0.00456	<0.00456	<0.00182	**0.0153**	<0.00456	<0.00182	<0.0456	<0.0228	<0.0228	<0.00456	**0.0512**	NA	**0.0857**	<0.0228	<0.00911	<0.00911	<0.0228	<8.97	<8.97	<8.97	<8.97

Table 1
Summary of Pipeline Excavation Soil Sampling Results

Colonial Pipeline Company
2020-L1-SR2448
Huntersville, North Carolina

Lab Report	Sample ID	Sample Date	Volatile Organic Compounds (EPA 8260D) (mg/kg)																								MADEP VPH (mg/kg)			
			1,1,2-Trichloroethane	1,1-Dichloroethane	1,2,3-Trimethylbenzene	1,2,4-Trimethylbenzene	1,3,5-Trimethylbenzene	2-Butanone (MEK)	Acetone	Benzene	Chlorobenzene	Chloroform	Diisopropyl ether	Ethylbenzene	Isopropylbenzene (Cumene)	Methyl-tert-butyl ether	Methylene Chloride	Naphthalene	Styrene	Tetrachloroethene	Toluene	o-Xylene	Xylene (Total)	n-Butylbenzene	n-Propylbenzene	p-Isopropyltoluene	sec-Butylbenzene	Aliphatic (C05-C08)	Aliphatic (C09-C12)	Aromatic (C09-C10), Unadjusted	Total VPH
Soil-to-Water MSCCs			**0.0032**	**0.0019**	**NE**	**6.6**	**6.6**	**16**	**24**	**0.0072**	**0.44**	**0.34**	**0.32**	**8.0**	**1.3**	**0.085**	**0.023**	**0.2**	**0.9**	**0.0050**	**6.0**	**6.0**	**6.0**	**2.4**	**1.4**	**NE**	**2.2**	**68**	**540**	**31**	**NE**
Residential MSCCs			**11.6**	**7.29**	**NE**	**156**	**156**	**9,380**	**14,000**	**12**	**312**	**21**	**NE**	**60.3**	**1,560**	**156**	**93.8**	**5.5**	**3,120**	**93.8**	**3,120**	**3,120**	**3,120**	**782**	**1,560**	**NE**	**1,560**	**625**	**1,560**	**469**	**NE**
Industrial / Commercial MSCCs			**57.3**	**35.9**	**NE**	**2,330**	**2,330**	**140,000**	**210,000**	**59.4**	**4,670**	**105**	**2,330**	**297**	**23,330**	**1,810**	**1,400**	**27**	**46,700**	**1,400**	**46,700**	**46,700**	**46,700**	**11,600**	**23,300**	**NE**	**23,300**	**9,340**	**23,300**	**7,000**	**NE**
92516902	L2-50-B	01/14/2021	<0.292	<0.292	**86.3**	**317**	**80.0**	<11.7	<5.84	**27.7**	<0.292	<0.292	**1.74**	**236**	**19.3**	<0.117	<2.92	**32.0**	<1.46	<0.292	**476**	NA	**1,400**	**12.8**	**60.9**	**3.14**	**5.08**	**2,520**	**2,610**	**744**	**5880**
92516902	L2-50-E	01/14/2021	<0.756	<0.756	**104**	**352**	**93.7**	<30.2	<15.1	**10.2**	<0.756	<0.756	**0.464**	**198**	**18.6**	<0.302	<7.56	**39.4**	<3.78	<0.756	**375**	NA	**1,060**	**14.4**	**65.0**	**3.78**	**6.27**	**2,540**	**4,570**	**1,860**	**8970**
92516902	L2-50-W	01/14/2021	<0.00392	<0.00392	**0.0867**	**0.227**	**0.0538**	<0.157	<0.0784	**0.296**	<0.00392	<0.00392	**0.0262**	**0.155**	**0.00915**	**0.0246**	<0.0392	**0.0326**	<0.0196	<0.00392	**1.12**	NA	**0.956**	<0.0196	**0.0246**	<0.00784	<0.0196	**25.3**	<15.5	<15.5	**25.3**
92516902	L2-75-B	01/14/2021	<0.320	<0.320	**60.3**	**247**	**59.7**	<12.8	<6.40	**36.3**	<0.320	<0.320	**10.9**	**239**	**12.2**	**0.850**	<3.20	**40.5**	<1.60	<0.320	**503**	NA	**1,360**	**9.64**	**41.9**	**1.89**	**3.36**	**4,760**	**13,000**	<795	**NA**
92516902	L2-75-E	01/14/2021	<0.00475	<0.00475	**0.0863**	**0.298**	**0.0827**	**11.1**	<0.0950	**0.0804**	<0.00475	<0.00475	**0.0448**	**0.262**	**0.0142**	**0.00994**	<0.0475	**0.0874**	<0.0238	<0.00475	**0.827**	NA	**1.59**	<0.0238	**0.0515**	<0.00950	<0.0238	**74.5**	**134**	**50.0**	**258**
92516902	L2-75-W	01/14/2021	<0.0676	<0.0676	**60.7**	**218**	**56.8**	<2.70	<1.35	**3.65**	<0.0676	<0.0676	**0.343**	**110**	**13.4**	**0.0407**	<0.676	**27.4**	<0.338	<0.0676	**92.8**	NA	**696**	**13.8**	**34.1**	**3.04**	**4.64**	**980**	**1,880**	**773**	**3630**
92516902	L2-North Wall	01/14/2021	<0.00379	<0.00379	**0.0428**	**0.0872**	**0.0290**	<0.152	<0.0758	**0.0194**	<0.00379	<0.00379	**0.00282**	**0.0402**	<0.00379	**0.00170**	<0.0379	**0.0367**	<0.0190	<0.00379	**0.177**	NA	**0.328**	<0.0190	**0.00819**	<0.00758	<0.0190	<7.73	<7.73	<7.73	**9.31**

Notes:
Only detected constituents are shown
MSCC - Maximum Soil Contaminant Concentrations
"<" = Indicates compound was not detected above laboratory reporting limit
NA - Not Analyzed
NE - Not Established
J - Result is an estimated value below the laboratory reporting limit
Volatile Organic Compounds analyzed by EPA Method 8260D
MADEP - Massachusetts Department of Environmental Protection; as required by North Carolina Department of Environmental Quality
VPH - Volatile Petroleum Hydrocarbon
Bold values indicate compound was detected above laboratory reporting limit
Shaded values indicate compound exceeded an MSCC
All units are milligram per kilogram (mg/kg)

Table 2
Summary of Delineation Soil Sampling Results

Colonial Pipeline Company
2020-L1-SR2448
Huntersville, North Carolina

Lab Report	Sample ID	Well ID	Sample Date	MADEP VPH (mg/kg)				Volatile Organic Compounds (EPA 8260D) (µg/kg)																														
				Aliphatic (C05-C08)	Aliphatic (C09-C12)	Aromatic (C09-C10), Unadjusted	Total VPH	Acetone	Benzene	2-Butanone (MEK)	n-Butylbenzene	sec-Butylbenzene	tert-Butylbenzene	Chlorobenzene	Chloroform	Chloromethane	2-Chlorotoluene	4-Chlorotoluene	1,1-Dichloroethane	1,2-Dichloroethane	Diisopropyl ether	Ethylbenzene	Isopropylbenzene (Cumene)	p-Isopropyltoluene	Methylene Chloride	4-Methyl-2-pentanone (MIBK)	Methyl-tert-butyl ether	Naphthalene	n-Propylbenzene	Styrene	1,1,1,2-Tetrachloroethane	Tetrachloroethene	Toluene	1,2,4-Trimethylbenzene	1,3,5-Trimethylbenzene	Xylene (Total)	m&p-Xylene	o-Xylene
Soil-to-Water MSCCs				**68**	**540**	**31**	**NE**	**24,000**	**7.2**	**16,000**	**2,400**	**2,200**	**1,700**	**440**	**340**	**14**	**NE**	**280**	**30**	**1.9**	**320**	**8,000**	**1,300**	**120**	**23**	**420**	**85**	**200**	**1,400**	**900**	**4**	**5.0**	**5,400**	**6,600**	**6,600**	**6,000**	**NE**	**NE**
Residential MSCCs				**625**	**1,560**	**469**	**NE**	**14,000,000**	**12,000**	**9,380,000**	**782,000**	**1,560,000**	**1,560,000**	**312,000**	**21,000**	**51,000**	**NE**	**312,000**	**116,000**	**7,290**	**NE**	**60,300**	**1,560,000**	**1,560,000**	**93,800**	**1,250,000**	**156,000**	**5,500**	**1,560,000**	**3,120,000**	**25,200**	**93,800**	**1,250,000**	**156,000**	**156,000**	**3,120,000**	**NE**	**NE**
Industrial / Commercial MSCCs				**9,340**	**23,300**	**7,000**	**NE**	**210,000,000**	**59,400**	**140,000,000**	**11,600,000**	**23,300,000**	**23,300,000**	**4,670,000**	**105,000**	**251,000**	**NE**	**4,670,000**	**573,000**	**35,900**	**2,330,000**	**297,000**	**23,300,000**	**23,300,000**	**1,400,000**	**18,600,000**	**1,810,000**	**27,000**	**23,300,000**	**46,700,000**	**125,000**	**1,400,000**	**18,600,000**	**2,330,000**	**2,330,000**	**46,700,000**	**NE**	**NE**
92494208	MW-1 (17.5-20)	MW-01	09/04/2020	<7.36	<7.36	<7.36	<7.36	<145	<7.2	<145	<7.2	<7.2	<7.2	<7.2	<7.2	<14.5	<7.2	<7.2	<7.2	<7.2	<7.2	<7.2	<7.2	<28.9	<72.3	<7.2	<7.2	<7.2	<7.2	<7.2	<7.2	<7.2	<7.2	<7.2	<14.5	<14.5	<7.2
92494208	MW-1 (20-22.5)	MW-01	09/04/2020	<7.57	<7.57	<7.57	<7.57	<127	<6.3	<127	<6.3	<6.3	<6.3	<6.3	<6.3	<12.7	<6.3	<6.3	<6.3	<6.3	<6.3	<6.3	<6.3	<25.3	<63.3	<6.3	<6.3	<6.3	<6.3	<6.3	<6.3	<6.3	<6.3	<6.3	<12.7	<12.7	<6.3
92492458	MW-2 (12.5-15)	MW-02	08/25/2020	NA	NA	NA	NA	<64.6	<3.2	<64.6	<3.2	<3.2	<3.2	<3.2	<3.2	<6.5	<3.2	<3.2	<3.2	<3.2	<3.2	<3.2	<3.2	<12.9	<32.3	<3.2	**5.6**	<3.2	<3.2	<3.2	<3.2	**4.0**	**14.0**	**3.5**	**12.0**	**8.3**	**3.6**
92492458	MW-2 (22.5-25)	MW-02	08/25/2020	NA	NA	NA	NA	<91.3	<4.6	<91.3	<4.6	<4.6	<4.6	<4.6	<4.6	<9.1	<4.6	<4.6	<4.6	<4.6	<4.6	<4.6	<4.6	<18.3	<45.7	<4.6	<4.6	<4.6	<4.6	<4.6	<4.6	<4.6	<4.6	<4.6	<9.1	<9.1	<4.6
92492672	MW-3 (15-17.5)	MW-03	08/25/2020	NA	NA	NA	NA	<99.8	<5	<99.8	<5	<5	<5	<5	<5	<10	<5	<5	<5	<5	<5	<5	<5	<5	**5.5**	<20	<49.9	<5	<5	<5	<5	<5	<5	<5	<10	<10	<5
92492672	MW-3 (2.5-5)	MW-03	08/25/2020	NA	NA	NA	NA	<110	<5.5	<110	<5.5	<5.5	<5.5	<5.5	<5.5	<11	<5.5	<5.5	<5.5	<5.5	<5.5	<5.5	<5.5	**15.9**	<22	<55.1	<5.5	<5.5	<5.5	<5.5	<5.5	<5.5	<5.5	<5.5	<11	<11	<5.5
92493060	MW-4 (15-17.5)	MW-04	08/28/2020	<7.52	<7.52	<7.52	<7.52	<98.1	<4.9	<98.1	<4.9	<4.9	<4.9	<4.9	<4.9	<9.8	<4.9	<4.9	<4.9	<4.9	<4.9	<4.9	<4.9	<19.6	<49	<4.9	<4.9	<4.9	<4.9	<4.9	<4.9	<4.9	<4.9	<4.9	<9.8	<9.8	<4.9
92493060	MW-4 (5-7.5)	MW-04	08/28/2020	<8.46	<8.46	<8.46	<8.46	<110	<5.5	<110	<5.5	<5.5	<5.5	<5.5	<5.5	<11	<5.5	<5.5	<5.5	<5.5	<5.5	<5.5	<5.5	<22.1	<55.1	<5.5	<5.5	<5.5	<5.5	<5.5	<5.5	<5.5	<5.5	<5.5	<11	<11	<5.5
92493075	MW-5 (20-22.5)	MW-05	08/28/2020	<7.72	<7.72	<7.72	<7.72	<97.6	<4.9	<97.6	<4.9	<4.9	<4.9	<4.9	<4.9	<9.8	<4.9	<4.9	<4.9	<4.9	<4.9	<4.9	<4.9	<19.5	<48.8	<4.9	<4.9	<4.9	<4.9	<4.9	<4.9	<4.9	<4.9	<4.9	<9.8	<9.8	<4.9
92493075	MW-5 (7.5-10)	MW-05	08/28/2020	<8.26	<8.26	<8.26	<8.26	<101	<5	<101	<5	<5	<5	<5	<5	<10.1	<5	<5	<5	<5	<5	<5	<5	<20.1	<50.3	<5	<5	<5	<5	<5	<5	<5	<5	<5	<5	<10.1	<10.1	<5
92493224	MW-6 (1-2.5)	MW-06	08/29/2020	<7.86	<7.86	<7.86	<7.86	<154	<7.7	<154	<7.7	<7.7	<7.7	<7.7	<7.7	<15.4	<7.7	<7.7	<7.7	<7.7	<7.7	<7.7	<7.7	<30.9	<77.1	<7.7	<7.7	<7.7	<7.7	<7.7	<7.7	<7.7	<7.7	<7.7	<15.4	<15.4	<7.7
92493224	MW-6 (15-17.5)	MW-06	08/29/2020	<7.51	<7.51	<7.51	<7.51	<114	<5.7	<114	<5.7	<5.7	<5.7	<5.7	<5.7	<11.4	<5.7	<5.7	<5.7	<5.7	<5.7	<5.7	<5.7	<22.7	<56.8	<5.7	<5.7	<5.7	<5.7	<5.7	<5.7	<5.7	<5.7	<5.7	<11.4	<11.4	<5.7
92493224	MW-7 (15-17.5)	MW-07	08/30/2020	<6.96	<6.96	<6.96	<6.96	<103	<5.1	<103	<5.1	<5.1	<5.1	<5.1	<5.1	<10.3	<5.1	<5.1	<5.1	<5.1	<5.1	<5.1	<5.1	<20.5	<51.3	<5.1	<5.1	<5.1	<5.1	<5.1	<5.1	<5.1	<5.1	<5.1	<10.3	<10.3	<5.1
92493224	MW-7 (5-7.5)	MW-07	08/30/2020	<8.26	<8.26	<8.26	<8.26	<101	<5	<101	<5	<5	<5	<5	<5	<10.1	<5	<5	<5	<5	<5	<5	<5	<20.2	<50.4	<5	<5	<5	<5	<5	<5	<5	<5	<5	<5	<10.1	<10.1	<5
92493110	RW-07_(32.5-35)	MW-08	08/29/2020	<5.89	<5.89	<5.89	<5.89	<98.6	<4.9	<98.6	<4.9	<4.9	<4.9	<4.9	<4.9	<9.9	<4.9	<4.9	<4.9	<4.9	<4.9	<4.9	<4.9	<19.7	<49.3	<4.9	<4.9	<4.9	<4.9	<4.9	<4.9	<4.9	<4.9	<4.9	<9.9	<9.9	<4.9
92493224	MW-9 (20-22.5)	MW-09	08/31/2020	<7.53	<7.53	<7.53	<7.53	<97.8	<4.9	<97.8	<4.9	<4.9	<4.9	<4.9	<4.9	<9.8	<4.9	<4.9	<4.9	<4.9	<4.9	<4.9	<4.9	<19.6	<48.9	<4.9	<4.9	<4.9	<4.9	<4.9	<4.9	<4.9	<4.9	<4.9	<9.8	<9.8	<4.9
92493224	MW-9 (7.5-10)	MW-09	08/31/2020	<8.39	<8.39	<8.39	<8.39	<108	<5.4	<108	<5.4	<5.4	<5.4	<5.4	<5.4	<10.8	<5.4	<5.4	<5.4	<5.4	<5.4	<5.4	<5.4	<21.5	<53.9	<5.4	<5.4	<5.4	<5.4	<5.4	<5.4	<5.4	<5.4	<5.4	<10.8	<10.8	<5.4
92493403	MW-10 (22.5-25)	MW-10	08/31/2020	<5.34	<5.34	<5.34	<5.34	<85.1	<4.3	<85.1	<4.3	<4.3	<4.3	<4.3	<4.3	<8.5	<4.3	<4.3	<4.3	<4.3	<4.3	<4.3	<4.3	<17	<42.6	<4.3	<4.3	<4.3	<4.3	<4.3	<4.3	<4.3	<4.3	<4.3	<8.5	<8.5	<4.3
92493403	MW-10 (7.5-10)	MW-10	08/31/2020	<9.2	<9.2	<9.2	<9.2	<114	<5.7	<114	<5.7	<5.7	<5.7	<5.7	<5.7	<11.4	<5.7	<5.7	<5.7	<5.7	<5.7	<5.7	<5.7	<22.8	<57	<5.7	<5.7	<5.7	<5.7	<5.7	<5.7	<5.7	<5.7	<5.7	<11.4	<11.4	<5.7
92493992	MW-11_(37.5-40')	MW-11	09/01/2020	<6.16	<6.16	<6.16	<6.16	<61.6	<1.23	<123	<15.4	<15.4	<6.16	<3.08	<3.08	<15.4	<3.08	<6.16	<3.08	<3.08	<1.23	<3.08	<3.08	<30.8	<6.16	<30.8	<1.23	<15.4	<6.16	<15.4	<3.08	<3.08	<6.16	<6.16	<6.16	<8.01	<4.93	<3.08
92492881	SB-118 (2.5-5)	MW-12	08/27/2020	<7.88	<7.88	<7.88	<7.88	<91.7	<4.6	<91.7	<4.6	<4.6	<4.6	<4.6	<4.6	<9.2	<4.6	<4.6	<4.6	<4.6	<4.6	<4.6	<4.6	<18.3	<45.8	<4.6	<4.6	<4.6	<4.6	<4.6	<4.6	<4.6	<4.6	<4.6	<9.2	<9.2	<4.6
92492881	SB-118 (20-22.5)	MW-12	08/27/2020	<7.11	<7.11	<7.11	<7.11	<97.4	<4.9	<97.4	<4.9	<4.9	<4.9	<4.9	<4.9	<9.7	<4.9	<4.9	<4.9	<4.9	<4.9	<4.9	<4.9	<19.5	<48.7	<4.9	<4.9	<4.9	<4.9	<4.9	NA	<4.9	<4.9	<4.9	<9.7	<9.7	<4.9
92493992	MW-13_(25-27.5)	MW-13	09/01/2020	<8.04	<8.04	<8.04	<8.04	<80.4	<1.61	<161	<20.2	<20.2	<8.04	<4.02	<4.02	<20.2	<4.02	<8.04	<4.02	<4.02	<1.61	<4.02	<4.02	<40.2	<40.2	<1.61	<20.2	<8.04	<20.2	<4.02	<4.02	<8.04	<8.04	<8.04	<10.5	<6.44	<4.02
92493992	B-01_MW-14_(25'-27.5')	MW-14	09/01/2020	<7.56	<7.56	<7.56	<7.56	<106	<5.3	<106	<5.3	<5.3	<5.3	<5.3	<5.3	<10.6	<5.3	<5.3	<5.3	<5.3	<5.3	<5.3	<5.3	<21.1	<52.9	<5.3	<5.3	<5.3	<5.3	<5.3	<5.3	<5.3	<5.3	<5.3	<10.6	<10.6	<5.3
92493643	MW-15 (25-29)	MW-15	09/02/2020	<7.69	<7.69	<7.69	<7.69	<97.3	<4.9	<97.3	<4.9	<4.9	<4.9	<4.9	<4.9	<9.7	<4.9	<4.9	<4.9	<4.9	<4.9	<4.9	<4.9	<19.5	<48.7	<4.9	<4.9	<4.9	<4.9	<4.9	<4.9	<4.9	<4.9	<4.9	<9.7	<9.7	<4.9
92493643	MW-15 (5-7.5)	MW-15	09/02/2020	<8.27	<8.27	<8.27	<8.27	<105	<5.3	<105	<5.3	<5.3	<5.3	<5.3	<5.3	<10.5	<5.3	<5.3	<5.3	<5.3	<5.3	<5.3	<5.3	<21	<52.5	<5.3	<5.3	<5.3	<5.3	<5.3	<5.3	<5.3	<5.3	<5.3	<10.5	<10.5	<5.3
92493992	B-04_MW-16_(25'-27.5')	MW-16	09/02/2020	<7.69	<7.69	<7.69	<7.69	<121	<6	<121	<6	<6	<6	<6	<6	<12.1	<6	<6	<6	<6	<6	<6	<6	<24.1	<60.3	<6	<6	<6	<6	<6	<6	<6	<6	<6	<6	<12.1	<12.1	<6
92493992	MW-17_(27.5-30)	MW-17	09/02/2020	<8.34	<8.34	<8.34	<8.34	<83.4	<1.67	<167	<20.8	<20.8	<8.34	<4.17	<4.17	<20.8	<4.17	<8.34	<4.17	<4.17	<1.67	<4.17	<4.17	<8.34	<41.7	<41.7	<1.67	<20.8	<8.34	<20.8	<4.17	<4.17	<8.34	<8.34	<8.34	**11.3**	**8.21**	<4.17
92493861	BH-03 (10-12.5)	MW-18	09/02/2020	<8.17	<8.17	<8.17	<8.17	<140	<7	<140	<7	<7	<7	<7	<7	<14	<7	<7	<7	<7	<7	<7	<7	<28.1	<70.2	<7	<7	<7	<7	<7	<7	<7	<7	<7	<7	<14	<14	<7
92493861	BH-03 (32.5-35)	MW-18	09/02/2020	<6.95	<6.95	<6.95	<6.95	<139	<6.9	<139	<6.9	<6.9	<6.9	<6.9	<6.9	<13.9	<6.9	<6.9	<6.9	<6.9	<6.9	<6.9	<6.9	<27.7	<69.3	<6.9	<6.9	<6.9	<6.9	<6.9	<6.9	<6.9	<6.9	<6.9	<13.9	<13.9	<6.9
92493992	MW-19_(25-27.5)	MW-19	09/02/2020	<8.27	<8.27	<8.27	<8.27	<82.7	<1.65	<165	<20.7	<20.7	<8.27	<4.14	<4.14	<20.7	<4.14	<8.27	<4.14	<4.14	<1.65	<4.14	<4.14	<8.27	<41.4	<41.4	<1.65	<20.7	<8.27	<20.7	<4.14	<4.14	<8.27	<8.27	<8.27	<10.8	<6.62	<4.14
92493861	BH-04 (10-12.5)	MW-20	09/02/2020	<7.76	<7.76	<7.76	<7.76	<164	<8.2	<164	<8.2	<8.2	<8.2	<8.2	<8.2	<16.4	<8.2	<8.2	<8.2	<8.2	<8.2	<8.2	<8.2	<32.9	<82.2	<8.2	<8.2	<8.2	<8.2	<8.2	<8.2	<8.2	<8.2	<8.2	<16.4	<16.4	<8.2
92493861	BH-04 (27.5-29)	MW-20	09/02/2020	<6.38	<6.38	<6.38	<6.38	<149	<7.5	<149	<7.5	<7.5	<7.5	<7.5	<7.5	<14.9	<7.5	<7.5	<7.5	<7.5	<7.5	<7.5	<7.5	<29.9	<74.7	<7.5	<7.5	<7.5	<7.5	<7.5	<7.5	<7.5	<7.5	<7.5	<14.9	<14.9	<7.5
92494163	MW-21_(25-27.5)	MW-21	09/03/2020	<7.55	<7.55	<7.55	<7.55	<75.5	<1.51	<151	<18.9	<18.9	<7.55	<3.77	<3.77	<18.9	<3.77	<7.55	<3.77	<3.77	<1.51	<3.77	<3.77	<7.55	<37.7	<37.7	<1.51	<18.9	<7.55	<18.9	<3.77	<3.77	<7.55	<7.55	<7.55	<9.81	<6.04	<3.77
92494208	BH-05 (15-17.5)	MW-22	09/03/2020	<7.7	<7.7	<7.7	<7.7	<184	<9.2	<184	<9.2	<9.2	<9.2	<9.2	<9.2	<18.4	<9.2	<9.2	<9.2	<9.2	<9.2	<9.2	<9.2	<36.8	<92	<9.2	<9.2	<9.2	<9.2	<9.2	<9.2	<9.2	<9.2	<9.2	<18.4	<18.4	<9.2
92494208	BH-05 (5.75-7.5)	MW-22	09/03/2020	<8.1	<8.1	<8.1	<8.1	<118	<5.9	<118	<5.9	<5.9	<5.9	<5.9	<5.9	<11.8	<5.9	<5.9	<5.9	<5.9	<5.9	<5.9	<5.9	<23.5	<58.8	<5.9	<5.9	<5.9	<5.9	<5.9	<5.9	<5.9	<5.9	<5.9	<11.8	<11.8	<5.9
92494163	MW-23_(25-27.5)	MW-23	09/03/2020	<7.87	<7.87	<7.87	<7.87	<120	<6	<120	<6	<6	<6	<6	<6	<12	<6	<6	<6	<6	<6	<6	<6	<24.1	<60.2	<6	<6	<6	<6	<6	<6	<6	<6	<6	<6	<12	<12	<6
92494208	BH-06 (22.5-25)	MW-24	09/03/2020	<6.76	<6.76	<6.76	<6.76	<120	<6	<120	<6	<6	<6	<6	<6	<12	<6	<6	<6	<6	<6	<6	<6	<24	<60.1	<6	<6	<6	<6	<6	<6	<6	<6	<6	<6	<12	<12	<6
92494208	BH-06 (32.5-35)	MW-24	09/03/2020	<7.08	<7.08	<7.08	<7.08	<133	<6.7	<133	<6.7	<6.7	<6.7	<6.7	<6.7	<13.3	<6.7	<6.7	<6.7	<6.7	<6.7	<6.7	<6.7	<26.7	<66.7	<6.7	<6.7	<6.7	<6.7	<6.7	<6.7	<6.7	<6.7	<6.7	<13.3	<13.3	<6.7
92494208	BH-07 (2.5-5)	MW-25	09/04/2020	<7.84	<7.84	<7.84	<7.84	<139	<7	<139	<7	<7	<7	<7	<7	<13.9	<7	<7	<7	<7	<7	<7	<7	<27.9	<69.7	<7	<7	<7	<7	<7	<7	<7	<7	<7	<7	<13.9	<13.9	<7
92494208	BH-07 (30-32.5)	MW-25	09/04/2020	<8.02	<8.02	<8.02	<8.02	<127	<6.3	<127	<6.3	<6.3	<6.3	<6.3	<6.3	<12.7	<6.3	<6.3	<6.3	<6.3	<6.3	<6.3	<6.3	<25.3	<63.3	<6.3	<6.3	<6.3	<6.3	<6.3	<6.3	<6.3	<6.3	<6.3	<12.7	<12.7	<6.3
92494208	BH-08 (20-22.5)	MW-26	09/04/2020	<7.03	<7.03	<7.03	<7.03	<120	<6	<120	<6	<6	<6	<6	<6	<12	<6	<6	<6	<6	<6	<6	<6	<23.9	<59.8	<6	<6	<6	<6	<6	<6	<6	<6	<6	<6	<12	<12	<6
92494208	BH-08 (22.5-25)	MW-26	09/04/2020	<6.57	<6.57	<6.57	<6.57	<121	<6	<121	<6	<6	<6	<6	<6	<12.1	<6	<6	<6	<6	<6	<6	<6	<24.2	<60.5	<6	<6	<6	<6	<6	<6	<6	<6	<6	<6	<12.1	<12.1	<6
92494609	BH-11 (2.5-5)	MW-27	09/05/2020	<8.86	<8.86	<8.86	<8.86	<153	<7.7	<153	<7.7	<7.7	<7.7	<7.7	<7.7	<15.3	<7.7	<7.7	<7.7	<7.7	<7.7	<7.7	<7.7	<30.7	<76.7	<7.7	<7.7	<7.7	<7.7	<7.7	<7.7	<7.7	<7.7	<7.7	<15.3	<15.3	<7.7
92494609	BH-11 (22.5-25)	MW-27	09/05/2020	<6.84	<6.84	<6.84	<6.84	<125	<6.3	<125	<6.3	<6.3	<6.3	<6.3	<6.3	<12.5	<6.3	<6.3	<6.3	<6.3	<6.3	<6.3	<6.3	<25.1	<62.6	<6.3	<6.3	<6.3	<6.3	<6.3	<6.3	<6.3	<6.3	<6.3	<12.5	<12.5	<6.3
92494924	BH-12 (17.5-20)	MW-28	09/05/2020	<7.38	<7.38	<7.38	<7.38	<125	<6.3	<125	<6.3	<6.3	<6.3	<6.3	<6.3	<12.5	<6.3	<6.3	<6.3	<6.3	<6.3	<6.3	<6.3	<25	<62.6	<6.3	<6.3	<6.3	<6.3	<6.3	<6.3	<6.3	<6.3	<6.3	<12.5	<12.5	<6.3
92494924	BH-12 (22.5-25)	MW-28	09/05/2020	<7.87	<7.87	<7.87	<7.87	<129	<6.4	<129	<6.4	<6.4	<6.4	<6.4	<6.4	<12.9	<6.4	<6.4	<6.4	<6.4	<6.4	<6.4	<6.4	<25.8	<64.5	<6.4	<6.4	<6.4	<6.4	<6.4	<6.4	<6.4	<6.4	<6.4	<12.9	<12.9	<6.4
92494334	MW29-27.5-30'	MW-29	09/06/2020	<9.53	<9.53	<9.53	<9.53	<173	<8.6	<173	<8.6	<8.6	<8.6	<8.6	<8.6	<17.3	<8.6	<8.6	<8.6	<8.6	<8.6	<8.6	<8.6	<34.6	<86.4	<8.6	<8.6	<8.6	<8.6	<8.6	<8.6	<8.6	<8.6	<8.6	<17.3	<17.3	<8.6
92494334	ER9 66-22.5-25'	MW-30	09/06/2020	<7.59	<7.59	<7.59	<7.59	<97.9	<4.9	<97.9	<4.9	<4.9	<4.9	<4.9	<4.9	<9.8	<4.9	<4.9	<4.9	<4.9	<4.9	<4.9	<4.9	<19.6	<48.9	<4.9	<4.9	<4.9	<4.9	<4.9	<4.9	<4.9	<4.9	<4.9	<9.8	<9.8	<4.9
92494334	MW31-25-27.5'	MW-31	09/07/2020	<8.26	<8.26	<8.26	**11.6**	<101	<5.0	<101	<5.0	<5.0	<5.0	<5.0	<5.0	<10.1	<5.0	<5.0	<5.0	<5.0	<5.0	<5.0	<5.0	<20.1	<50.3	<5.0	<5.0	<5.0	<5.0	<5.0	<5.0	<5.0	<5.0	<5.0	<10.1	<10.1	<5.0
92538150	MW-31D (15-17)	MW-31D	05/10/2021	<4.4	<4.4	<4.4	<4.4	<172	<8.6	<172	<8.6	<8.6	<8.6	<8.6	<8.6	<17.2	<8.6	<8.6	<8.6	<8.6	<8.6	<8.6	<8.6	<34.4	<86.1	<8.6	<8.6	<8.6	<8.6	<8.6	<8.6	<8.6	<8.6	<8.6	<17.2	<17.2	<8.6
92494609	BH-15 (12.5-15)	MW-32	09/07/2020	<8.49	<8.49	<8.49	<8.49	<124	<6.2	<124	<6.2	<6.2	<6.2	<6.2	<6.2	<12.4	<6.2	<6.2	<6.2	<6.2	<6.2	<6.2	<6.2	<24.9	<62.2	<6.2	<6.2	<6.2	<6.2	<6.2	<6.2	<6.2	<6.2	<6.2	<12.4	<12.4	<6.2
92494609	BH-15 (7.5-10)	MW-32	09/07/2020	<7.77	<7.77	<7.77	<7.77	<118	<5.9	<118	<5.9	<5.9	<5.9	<5.9	<5.9	<11.8	<5.9	<5.9	<5.9	<5.9	<5.9	<5.9	<5.9	<23.5	<58.8	<5.9	<5.9	<5.9	<5.9	<5.9	<5.9	<5.9	<5.9	<5.9	<11.8	<11.8	<5.9
92494609	BH-14 (10-12.5)	MW-33	09/05/2020	<7.09	<7.09	<7.09	<7.09	<118	<5.9	<118	<5.9	<5.9	<5.9	<5.9	<5.9	<11.8	<5.9	<5.9	<5.9	<5.9	<5.9	<5.9	<5.9	<23.6	<59.1	<5.9	<5.9	<5.9	<5.9	<5.9	<5.9	<5.9	<5.9	<5.9	<11.8	<11.8	<5.9
92494609	BH-14 (2.5-5)	MW-33	09/05/2020	<8.92	<8.92	<8.92	<8.92	<159	<8	<159	<8	<8	<8	<8	<8	<15.9	<8	<8	<8	<8	<8	<8	<8	<31.9	<79.7	<8	<8	<8	<8	<8	<8	<8	<8	<8	<8	<15.9	<15.9	<8
92494609	BH-13 (1-2.5)	MW-34	09/05/2020	<8.28	<8.28	<8.28	<8.28	<173	<8.6	<173	<8.6	<8.6	<8.6	<8.6	<8.6	<17.3	<8.6	<8.6	<8.6	<8.6	<8.6	<8.6	<8.6	<34.6	<86.4	<8.6	<8.6	<8.6	<8.6	<8.6	<8.6	<8.6	<8.6	<8.6	<17.3	<17.3	<8.6
92494609	BH-13 (5-7.5)	MW-34	09/05/2020	<7.57	<7.57	<7.57	<7.57	<127	<6.4	<127	<6.4	<6.4	<6.4	<6.4	<6.4	<12.7	<6.4	<6.4	<6.4	<6.4	<6.4	<6.4	<6.4	<25.5	<63.7	<6.4	<6.4	<6.4	<6.4	<6.4	<6.4	<6.4	<6.4	<6.4	<12.7	<12.7	<6.4
92494609	BH-16 (20-22.5)	MW-35	09/07/2020	<8.28	<8.28	<8.28	<8.28	<125	<6.3	<125	<6.3	<6.3	<6.3	<6.3	<6.3	<12.5	<6.3	<6.3	<6.3	<6.3	<6.3	<6.3	<6.3	<25	<62.5	<6.3	<6.3	<6.3	<6.3	<6.3	<6.3	<6.3	<6.3	<6.3	<12.5	<12.5	<6.3
92494609	BH-16 (7.5-10)	MW-35	09/07/2020	<7.21	<7.21	<7.21	<7.21	<129	<6.5	<129	<6.5	<6.5	<6.5	<6.5	<6.5	<12.9	<6.5	<6.5	<6.5	<6.5	<6.5	<6.5	<6.5	<25.9	<64.7	<6.5	<6.5	<6.5	<6.5	<6.5	<6.5	<6.5	<6.5	<6.5	<12.9	<12.9	<6.5
92494609	BH-17 (1-2.5)	MW-36	09/08/2020	<9.09	<9.09	<9.09	<9.09	<230	<11.5	<230	<11.5	<11.5	<11.5	<11.5	<11.5	<23	<11.5	<11.5	<11.5	<11.5	<11.5	<11.5	<11.5	<46	<115	<11.5	<11.5	<11.5	<11.5	<11.5	<11.5	<11.5	<11.5	<11.5	<23	<23	<11.5
92494609	BH-17 (22.5-25)	MW-36	09/08/2020	<7.84	<7.84	<7.84	<7.84	<141	<7.1	<141	<7.1	<7.1	<7.1	<7.1	<7.1	<14.1	<7.1	<7.1	<7.1	<7.1	<7.1	<7.1	<7.1	<28.3	<70.7	<7.1	<7.1	<7.1	<7.1	<7.1	<7.1	<7.1	<7.1	<7.1	<14.1	<14.1	<7.1
92494609	BH-18 (22.5-25)	MW-37	09/08/2020	<7.43	<7.43	<7.43	<7.43	<132	<6.6	<132	<6.6	<6.6	<6.6	<6.6	<6.6	<13.2	<6.6	<6.6	<6.6	<6.6	<6.6	<6.6	<6.6	<26.3	<65.8	<6.6	<6.6	<6.6	<6.6	<6.6	<6.6	<6.6	<6.6	<6.6	<13.2	<13.2	<6.6
92494609	BH-18 (5-7.5)	MW-37	09/08/2020	<8.5	<8.5	<8.5	<8.5	<128	<6.4	<128	<6.4	<6.4	<6.4	<6.4	<6.4	<12.8	<6.4	<6.4	<6.4	<6.4	<6.4	<6.4	<6.4	<25.7	<64.2	<6.4	<6.4	<6.4	<6.4	<6.4	<6.4	<6.4	<6.4	<6.4	<12.8	<12.8	<6.4
92494587	MW 38-30-32.5	MW-38	09/08/2020	<9.04	<9.04	<9.04	<9.04	<114	<5.7	<114	<5.7	<5.7	<5.7	<5.7	<5.7	<11.4	<5.7	<5.7	<5.7	<5.7	<5.7	<5.7	<5.7	<22.8	<57.0	<5.7	<5.7	<5.7	<5.7	<5.7	<5.7	<5.7	<5.7	<5.7	<11.4	<11.4	<5.7
92494858	MW-39 (7.5'-10')	MW-39	09/08/2020	<9.29	**3.89**	**6.08**	**9.97**	<192	<9.

Table 2
Summary of Delineation Soil Sampling Results

Colonial Pipeline Company
2020-L1-SR2448
Huntersville, North Carolina

Lab Report	Sample ID	Well ID	Sample Date	MADEP VPH (mg/kg)				Volatile Organic Compounds (EPA 8260D) (µg/kg)																													
				Aliphatic (C05-C08)	Aliphatic (C09-C12)	Aromatic (C09-C10), Unadjusted	Total VPH	Acetone	Benzene	2-Butanone (MEK)	n-Butylbenzene	sec-Butylbenzene	tert-Butylbenzene	Chlorobenzene	Chloroform	Chloromethane	2-Chlorotoluene	4-Chlorotoluene	1,1-Dichloroethane	1,2-Dichloroethane	Diisopropyl ether	Ethylbenzene	Isopropylbenzene (Cumene)	p-Isopropyltoluene	Methylene Chloride	4-Methyl-2-pentanone (MIBK)	Methyl-tert-butyl ether	Naphthalene	n-Propylbenzene	Styrene	1,1,1,2-Tetrachloroethane	Tetrachloroethene	Toluene	1,2,4-Trimethylbenzene	1,3,5-Trimethylbenzene	Xylene (Total)	m&p-Xylene	o-Xylene
Soil-to-Water MSCCs				**68**	**540**	**31**	**NE**	**24,000**	**7.2**	**16,000**	**2,400**	**2,200**	**1,700**	**440**	**340**	**14**	**NE**	**280**	**30**	**1.9**	**320**	**8,000**	**1,300**	**120**	**23**	**420**	**85**	**200**	**1,400**	**900**	**4**	**5.0**	**5,400**	**6,600**	**6,600**	**6,000**	**NE**	**NE**
Residential MSCCs				**625**	**1,560**	**469**	**NE**	**14,000,000**	**12,000**	**9,380,000**	**782,000**	**1,560,000**	**1,560,000**	**312,000**	**21,000**	**51,000**	**NE**	**312,000**	**116,000**	**7,290**	**NE**	**60,300**	**1,560,000**	**1,560,000**	**93,800**	**1,250,000**	**156,000**	**5,500**	**1,560,000**	**3,120,000**	**25,200**	**93,800**	**1,250,000**	**156,000**	**156,000**	**3,120,000**	**NE**	**NE**
Industrial / Commercial MSCCs				**9,340**	**23,300**	**7,000**	**NE**	**210,000,000**	**59,400**	**140,000,000**	**11,600,000**	**23,300,000**	**23,300,000**	**4,670,000**	**105,000**	**251,000**	**NE**	**4,670,000**	**573,000**	**35,900**	**2,330,000**	**297,000**	**23,300,000**	**23,300,000**	**1,400,000**	**18,600,000**	**1,810,000**	**27,000**	**23,300,000**	**46,700,000**	**125,000**	**1,400,000**	**18,600,000**	**2,330,000**	**2,330,000**	**46,700,000**	**NE**	**NE**
92495719	BH-21(12.5-15)	MW-49	09/15/2020	<7.49	<7.49	<7.49	<7.49	<111	<5.5	<111	<5.5	<5.5	<5.5	<5.5	<5.5	<11.1	<5.5	<5.5	<5.5	<5.5	<5.5	<5.5	<5.5	<5.5	<22.1	<55.3	<5.5	<5.5	<5.5	<5.5	<5.5	<5.5	<5.5	<11.1	<11.1	<5.5
92495719	BH-21(25-27.5)	MW-49	09/15/2020	<7.53	<7.53	<7.53	<7.53	<115	<5.8	<115	<5.8	<5.8	<5.8	<5.8	<5.8	<11.5	<5.8	<5.8	<5.8	<5.8	<5.8	<5.8	<5.8	<5.8	**99.2**	<57.5	<5.8	<5.8	<5.8	<5.8	<5.8	<5.8	<5.8	<11.5	<11.5	<5.8
92495719	BH-22 (17.5-20)	MW-50	09/15/2020	<7.55	<7.55	<7.55	<7.55	<149	<7.4	<149	<7.4	<7.4	<7.4	<7.4	<7.4	<14.9	<7.4	<7.4	<7.4	<7.4	<7.4	<7.4	<7.4	<7.4	<29.8	<74.5	<7.4	<7.4	<7.4	<7.4	<7.4	<7.4	<7.4	<14.9	<14.9	<7.4
92495719	BH-22 (25-27.5)	MW-50	09/15/2020	<8.73	<8.73	<8.73	<8.73	<136	<6.8	<136	<6.8	<6.8	<6.8	<6.8	<6.8	<13.6	<6.8	<6.8	<6.8	<6.8	<6.8	<6.8	<6.8	<6.8	<27.1	<67.8	<6.8	<6.8	<6.8	<6.8	<6.8	<6.8	<6.8	<13.6	<13.6	<6.8
92496432	MW-5(25-27.5)	MW-51	09/18/2020	<7.30	<7.30	<7.30	<7.30	<117	<5.8	<117	<5.8	<5.8	<5.8	<5.8	<5.8	<11.7	<5.8	<5.8	<5.8	<5.8	<5.8	<5.8	<5.8	<5.8	<23.4	<58.4	<5.8	<5.8	<5.8	<5.8	<5.8	<5.8	<5.8	<11.7	<11.7	<5.8
92497523	MW-52 (25-27.5)	MW-52	09/23/2020	<7.62	<7.62	**2.68**	**2.68**	<126	<6.3	<126	<6.3	<6.3	<6.3	<6.3	<6.3	<12.6	<6.3	<6.3	<6.3	<6.3	<6.3	<6.3	<6.3	<6.3	<25.1	<62.8	<6.3	<6.3	<6.3	<6.3	<6.3	<6.3	<6.3	<12.6	<12.6	<6.3
92498039	MW-54 (15'-17.5')	MW-54	09/28/2020	<8.26	<8.26	<8.26	<8.26	<104	<5.2	<104	<5.2	<5.2	<5.2	<5.2	<5.2	<10.4	<5.2	<5.2	<5.2	<5.2	<5.2	<5.2	<5.2	<5.2	<20.8	<51.9	<5.2	<5.2	<5.2	<5.2	<5.2	<5.2	<5.2	<10.4	<10.4	<5.2
92498039	MW-55 (58')	MW-55	09/29/2020	<6.26	<6.26	<6.26	<6.26	<99.8	<5.0	<99.8	<5.0	<5.0	<5.0	<5.0	<5.0	<10	<5.0	<5.0	<5.0	<5.0	<5.0	<5.0	<5.0	<5.0	<20.0	<49.9	<5.0	<5.0	<5.0	<5.0	<5.0	<5.0	<5.0	<10	<10	<5.0
92498395	MW-56 @ 15'	MW-56	09/30/2020	<6.86	<6.86	<6.86	<6.86	<107	<5.4	<107	<5.4	<5.4	<5.4	<5.4	<5.4	<10.7	<5.4	<5.4	<5.4	<5.4	<5.4	<5.4	<5.4	<5.4	<21.4	<53.6	<5.4	<5.4	<5.4	<5.4	<5.4	<5.4	<5.4	<10.7	<10.7	<5.4
92498395	MW-57 @ 12'	MW-57	09/30/2020	<8.05	<8.05	<8.05	<8.05	<114	<5.7	<114	<5.7	<5.7	<5.7	<5.7	<5.7	<11.4	<5.7	<5.7	<5.7	<5.7	<5.7	<5.7	<5.7	<5.7	<22.7	<56.9	<5.7	<5.7	<5.7	<5.7	<5.7	<5.7	<5.7	<11.4	<11.4	<5.7
92498540	MW-58 @30'	MW-58	10/02/2020	NA	NA	NA	NA	<123	<6.2	<123	<6.2	<6.2	<6.2	<6.2	<6.2	<12.3	<6.2	<6.2	<6.2	<6.2	<6.2	<6.2	<6.2	<6.2	<24.7	<61.7	<6.2	<6.2	<6.2	<6.2	<6.2	<6.2	<6.2	<12.3	<12.3	<6.2
92498670	MW-59@30	MW-59	10/02/2020	<5.70	<6.48	**1.95J**	<6.48	<113	<5.7	<113	<5.7	<5.7	<5.7	<5.7	<5.7	<11.3	<5.7	<5.7	<5.7	<5.7	<5.7	<5.7	<5.7	<5.7	<22.6	<56.6	<5.7	<5.7	<5.7	<5.7	<5.7	<5.7	<5.7	<11.3	<11.3	<5.7
92498670	MW-60@25-27.5	MW-60	10/03/2020	NA	NA	NA	NA	<126	<6.3	**59.6J**	<6.3	<6.3	<6.3	<6.3	<6.3	<12.6	<6.3	<6.3	<6.3	<6.3	<6.3	<6.3	<6.3	<6.3	**67.0**	<63.0	<6.3	<6.3	<6.3	<6.3	<6.3	<6.3	<6.3	<12.6	<12.6	<6.3
92512978	MW-64 (36'-38')	MW-64	12/17/2020	<6.60	**6.74**	**11.1**	**17.8**	<126	<6.3	<126	<6.3	<6.3	<6.3	<6.3	<6.3	<12.6	<6.3	<6.3	<6.3	<6.3	<6.3	<6.3	<6.3	<6.3	<25.1	<62.8	<6.3	<6.3	<6.3	<6.3	<6.3	<6.3	<6.3	<12.6	<12.6	<6.3
92513387	MW-65 (25')	MW-65	12/22/2020	<7.30	<7.30	<7.30	<7.30	<152	<7.6	<152	<7.6	<7.6	<7.6	<7.6	<7.6	<15.2	<7.6	<7.6	<7.6	<7.6	<7.6	<7.6	<7.6	<7.6	<30.3	<75.9	<7.6	<7.6	<7.6	<7.6	<7.6	<7.6	<7.6	<15.2	<15.2	<7.6
92513891	MW-66 40'-42'	MW-66	12/22/2020	<5.83	<5.83	<5.83	<5.83	<59.1	<1.18	<118	<14.8	<14.8	<5.91	<2.96	<2.96	<14.8	<2.96	<5.91	<2.96	<2.96	<1.18	<2.96	<2.96	<5.91	<29.6	<29.6	<1.18	<14.8	<5.91	<14.8	<2.96	<2.96	<5.91	<5.91	<5.91	<7.68	NA	NA
92513891	MW-66 40'-42'	MW-66	12/22/2020	<7.96	<7.96	<7.96	<7.96	<57.7	<1.15	<115	<14.4	<14.4	<5.77	<2.88	<2.88	<14.4	<2.88	<5.77	<2.88	<2.88	<1.15	<2.88	<2.88	<5.77	<28.8	<28.8	<1.15	<14.4	<5.77	<14.4	<2.88	<2.88	<5.77	<5.77	<5.77	<7.5	NA	NA
92513380	PMW 67 36-37	MW-67	12/21/2020	<6.21	<6.21	<6.21	<6.21	<62.1	<1.24	<124	<15.5	<15.5	<6.21	<3.1	<3.1	<15.5	<3.1	<6.21	<3.1	<3.1	<1.24	<3.1	<3.1	<6.21	<31	<31	<1.24	<15.5	<6.21	<15.5	<3.1	<3.1	<6.21	<6.21	<6.21	<8.07	NA	NA
92513380	PMW-67 36-37	MW-67	12/21/2020	<6.28	<6.28	<6.28	<6.28	<62.8	<1.26	<126	<15.7	<15.7	<6.28	<3.14	<3.14	<15.7	<3.14	<6.28	<3.14	<3.14	<1.26	<3.14	<3.14	<6.28	<31.4	<31.4	<1.26	<15.7	<6.28	<15.7	<3.14	<3.14	<6.28	<6.28	<6.28	<8.16	NA	NA
92513891	MW-68 30'-32'	MW-68	12/23/2020	<7.93	<7.93	<7.93	<7.93	<247	<12.4	<247	<12.4	<12.4	<12.4	<12.4	<12.4	<24.7	<12.4	<12.4	<12.4	<12.4	<12.4	<12.4	<12.4	<12.4	<49.4	<124	<12.4	<12.4	<12.4	<12.4	<12.4	<12.4	<12.4	<12.4	<24.7	<24.7	<12.4
92512978	MW-69 (44'-46')	MW-69	12/15/2020	<6.61	**13.7**	**15.0**	**32.0**	<133	<6.7	<133	<6.7	<6.7	<6.7	<6.7	<6.7	<13.3	<6.7	<6.7	<6.7	<6.7	<6.7	<6.7	<6.7	<6.7	<26.6	<66.6	<6.7	<6.7	<6.7	<6.7	<6.7	<6.7	<6.7	<13.3	<13.3	<6.7
92514963	MW-71 (50-52)	MW-71	01/05/2021	<5.81	**22.2**	<5.81	**30.2**	<142	<7.1	<142	<7.1	<7.1	<7.1	<7.1	<7.1	<14.2	<7.1	<7.1	<7.1	<7.1	<7.1	<7.1	<7.1	<7.1	<28.3	<70.8	<7.1	<7.1	<7.1	<7.1	<7.1	<7.1	<7.1	<14.2	<14.2	<7.1
92521220	MW-74 (15'-17')	MW-74	02/06/2021	<7.79	<7.79	<7.79	<7.79	<77.9	<1.56	<156	<19.5	<19.5	<7.79	<3.89	<3.89	<19.5	<3.89	<7.79	<3.89	<3.89	<1.56	<3.89	<3.89	<7.79	<38.9	<38.9	<1.56	<19.5	<7.79	<19.5	<3.89	<3.89	<7.79	<7.79	<7.79	<10.1	NA	NA
92521220	MW-75 (30'-32')	MW-75	02/06/2021	<8.27	<8.27	<8.27	<8.27	<82.7	<1.65	<165	<20.7	<20.7	<8.27	<4.13	<4.13	<20.7	<4.13	<8.27	<4.13	<4.13	<1.65	<4.13	<4.13	<8.27	<41.3	<41.3	<1.65	<20.7	<8.27	<20.7	<4.13	<4.13	<8.27	<8.27	<8.27	<10.8	NA	NA
92521595	MW-76 (25'-27')	MW-76	02/10/2021	<6.42	<6.42	<6.42	<6.42	<61.5	<1.23	<123	<15.4	<15.4	<6.15	<3.07	<3.07	<15.4	<3.07	<6.15	<3.07	<3.07	<1.23	<3.07	<3.07	<6.15	<30.7	<30.7	<1.23	<15.4	<6.15	<15.4	<3.07	<3.07	<6.15	<6.15	<6.15	<7.99	<4.92	<3.07
92525140	MW-80 (20-22)	MW-80	03/02/2021	<7.940	<7.940	<7.940	<7.940	<78.3	<1.57	<157	<19.6	<19.6	<7.83	<3.92	<3.92	<19.6	<3.92	<7.83	<3.92	<3.92	<1.57	<3.92	<3.92	<7.83	<39.2	<39.2	<1.57	<19.6	<7.83	<19.6	<3.92	<3.92	<7.83	<7.83	<7.83	<10.2	<6.27	<3.92
92525771	MW-81 (15'-17')	MW-81	03/03/2021	<7.43	<7.43	<7.43	<7.43	<71.9	<1.44	<144	**96.3**	**49.2**	<7.19	<3.59	<3.59	<18.0	<3.59	**212**	<3.59	<3.59	<1.44	**9.39**	**43.7**	<7.19	<35.9	<35.9	<1.44	<18.0	**222**	<18.0	<3.59	<3.59	<7.19	**29.2**	<7.19	<9.35	**6.61**	<3.59
92525771	MW-82 (15'-17')	MW-82	03/03/2021	<7.27	<7.27	<7.27	<7.27	<90.5	<1.81	<181	**95.4**	**47.6**	<9.05	<4.53	<4.53	<22.6	<4.53	<9.05	<4.53	<4.53	<1.81	**6.20**	**37.5**	**18.4**	<45.3	<45.3	<1.81	<22.6	**170**	<22.6	<4.53	<4.53	<9.05	**31.4**	**18.5**	<11.8	<7.24	<4.53
92527131	MW-83 (40-42)	MW-83	03/05/2021	<6.02	<6.02	<6.02	<6.02	<60.3	<1.21	<121	<15.1	<15.1	<6.03	<3.01	<3.01	<15.1	<3.01	<6.03	<3.01	<3.01	<1.21	<3.01	<3.01	<6.03	<30.1	<30.1	<1.21	<15.1	<6.03	<15.1	<3.01	<3.01	<6.03	<6.03	<6.03	<7.83	<4.82	<3.01
92527131	MW-84 (20-22)	MW-84	03/06/2021	<8.34	<8.34	<8.34	<8.34	<80.3	<1.61	<161	<20.0	<20.0	<8.03	<4.02	<4.02	<20.0	<4.02	<8.03	<4.02	<4.02	<1.61	<4.02	<4.02	<8.03	<40.2	<40.2	<1.61	<20.0	<8.03	<20.0	<4.02	<4.02	<8.03	<8.03	<8.03	<10.4	<6.42	<4.02
92534559	MW-87_20210421	MW-87	05/06/2021	<3.6	<3.6	<3.6	<3.6	<122	<6.1	<122	<6.1	<6.1	<6.1	<6.1	<6.1	<12.2	<6.1	<6.1	<6.1	<6.1	<6.1	<6.1	<6.1	<6.1	<24.5	<61.2	<6.1	<6.1	<6.1	<6.1	<6.1	<6.1	<6.1	<12.2	<12.2	<6.1
92535726	MW-88 20-22_20210427	MW-88	04/27/2021	<5.7	<5.7	<5.7	<5.7	<183	<9.2	<183	<9.2	<9.2	<9.2	<9.2	<9.2	<18.3	<9.2	<9.2	<9.2	<9.2	<9.2	<9.2	<9.2	<9.2	<36.6	<91.5	<9.2	<9.2	<9.2	<9.2	<9.2	<9.2	<9.2	<18.3	<18.3	<9.2
92535726	MW-88 50-52_20210427	MW-88	04/27/2021	<6.8	<6.8	<6.8	<6.8	<183	<9.2	<183	<9.2	<9.2	<9.2	<9.2	<9.2	<18.3	<9.2	<9.2	<9.2	<9.2	<9.2	<9.2	<9.2	<9.2	<36.7	<91.7	<9.2	<9.2	<9.2	<9.2	<9.2	<9.2	<9.2	<18.3	<18.3	<9.2
92535726	MW-88 52-54_20210428	MW-88	04/27/2021	<4.5	<4.5	<4.5	<4.5	<190	<9.5	<190	<9.5	<9.5	<9.5	<9.5	<9.5	<19	<9.5	<9.5	<9.5	<9.5	<9.5	<9.5	<9.5	<9.5	<38	<95	<9.5	<9.5	<9.5	<9.5	<9.5	<9.5	<9.5	<19	<19	<9.5
92536024	MW-89 38-40_20210429	MW-89	04/29/2021	<4.6	<4.6	<4.6	<4.6	<184	<9.2	<184	<9.2	<9.2	<9.2	<9.2	<9.2	<18.4	<9.2	<9.2	<9.2	<9.2	<9.2	<9.2	<9.2	<9.2	<36.9	<92.2	<9.2	<9.2	<9.2	<9.2	<9.2	<9.2	<9.2	<18.4	<18.4	<9.2
92536024	MW-89 50-52_20210429	MW-89	04/29/2021	<4.1	<4.1	<4.1	<4.1	<177	<8.9	<177	<8.9	<8.9	<8.9	<8.9	<8.9	<17.7	<8.9	<8.9	<8.9	<8.9	<8.9	<8.9	<8.9	<8.9	<35.5	<88.7	<8.9	<8.9	<8.9	<8.9	<8.9	<8.9	<8.9	<17.7	<17.7	<8.9
92536024	MW-89 52-54_20210429	MW-89	04/29/2021	<4.3	<4.3	<4.3	<4.3	<163	<8.2	<163	<8.2	<8.2	<8.2	<8.2	<8.2	<16.3	<8.2	<8.2	<8.2	<8.2	<8.2	<8.2	<8.2	<8.2	<32.7	<81.7	<8.2	<8.2	<8.2	<8.2	<8.2	<8.2	<8.2	<16.3	<16.3	<8.2
92539536	PMW-90D (18'-20')	MW-90D	05/17/2021	**424**	**602**	**226**	**1,030**	**1,100J**	**291**	<,1360	**2,640**	<67.8	<67.8	<67.8	<67.8	<136	<67.8	<67.8	<67.8	<67.8	**71.0**	**9,200**	**1,570**	**2,120**	<271	**1,310**	<67.8	**5,300**	**5,470**	<67.8	<67.8	<67.8	**8,520**	**36,700**	**8,890**	**58,800**	**40,000**	**18,800**
92539923	PMW-91D(14'-16')	MW-91D	05/18/2021	**2,820**	**1,800**	**439**	**4,620**	<4,360	**4,740**	<4,360	**6,530**	<218	<218	<218	<218	<436	<218	<218	<218	<218	**782**	**55,000**	**5,170**	**4,910**	<873	**6,440**	**114J**	**10,200**	<218	<218	<218	<218	**94,700**	**98,100**	<218	**320,000**	**226,000**	**94,800**
92492881	RW-4 (15-17.5) Duplicate	RW-4	08/27/2020	NA	NA	NA	NA	<95	<4.7	<95	<4.7	<4.7	<4.7	<4.7	<4.7	<9.5	<4.7	<4.7	<4.7	<4.7	<4.7	<4.7	<4.7	<4.7	<19	<47.5	<4.7	<4.7	<4.7	<4.7	<4.7	<4.7	<4.7	**5.1**	<4.7	<4.7	<9.5	<9.5	<4.7
92492881	RW-4 (15-17.5)	RW-04	08/27/2020	<7.53	<7.53	<7.53	<7.53	<95	<4.7	<95	<4.7	<4.7	<4.7	<4.7	<4.7	<9.5	<4.7	<4.7	<4.7	<4.7	<4.7	<4.7	<4.7	<4.7	<19	<47.5	<4.7	<4.7	<4.7	<4.7	<4.7	<4.7	<4.7	<4.7	<4.7	<4.7	<9.5	<9.5	<4.7
92492881	RW-4 (20.22.5)	RW-04	08/27/2020	<7.37	<7.37	<7.37	<7.37	<88.1	<4.4	<88.1	<4.4	<4.4	<4.4	<4.4	<4.4	<8.8	<4.4	<4.4	<4.4	<4.4	<4.4	**4.6**	<4.4	<4.4	<17.6	<44	<4.4	**7.5**	<4.4	<4.4	<4.4	<4.4	<4.4	**24.3**	**11.3**	<4.4	**24.9**	**14.6**	**10.2**
92493095	RW-5_(30-32.5)	RW-05	08/28/2020	**11.3**	**12.7**	<6.95	NA	<638	**1,470**	<638	**704**	<31.9	<31.9	<31.9	<31.9	<63.8	<31.9	<31.9	<31.9	<31.9	<31.9	**5,920**	**641**	**631**	<128	<319	<31.9	**2,010**	<31.9	<31.9	<31.9	<31.9	**18,800**	**14,800**	**4,260**	**32,400**	**23,100**	**9,320**
92493096	RW-6_(37.5-40)	RW-06	08/28/2020	**392**	**641**	**259**	NA	<1,570	**1,130**	<1,570	**2,990**	<78.5	<78.5	<78.5	<78.5	<157	<78.5	<78.5	<78.5	<78.5	<78.5	**14,200**	**1,890**	<78.5	<314	<785	<78.5	**10,100**	<78.5	<78.5	<78.5	<78.5	**29,800**	**53,100**	**14,900**	**83,600**	**58,000**	**25,700**
92493643	BH-02 (27.5-30)	MW-07	09/02/2020	**904**	**770**	**438**	**2,110**	<310	**457**	<310	<15.5	<15.5	<15.5	<15.5	<15.5	<31	<15.5	<15.5	<15.5	<15.5	**40.4**	**3,490**	<15.5	**488**	**89.6**	<155	<15.5	**1,980**	<15.5	<15.5	<15.5	<15.5	**7,530**	**10,900**	**2,950**	**21,500**	**14,700**	**6,760**
92493643	BH-02 (32.5-35)	MW-07	09/02/2020	**6,960**	**3,750**	**1,650**	**12,400**	<11,800	**24,400**	<11,800	<592	<592	<592	<592	<592	<1180	<592	<592	<592	<592	**1,280**	**147,000**	<592	<592	<2,370	<5,920	<592	**35,900**	<592	<592	<592	<592	**399,000**	**326,000**	**89,800**	**856,000**	**600,000**	**256,000**
92493136	RW-09_(22.5-25)	RW-09	08/30/2020	<7.38	<7.38	<7.38	NA	<108	**66.5**	<108	<5.4	<5.4	<5.4	<5.4	<5.4	<10.8	<5.4	<5.4	<5.4	<5.4	<5.4	**78.4**	<5.4	**12.9**	<21.7	<54.2	<5.4	**20.5**	<5.4	<5.4	<5.4	<5.4	**269**	**219**	**67.6**	**436**	**313**	**123**
92493992	RW-11_(25-27.5)	RW-11	09/02/2020	<6.72	<6.72	<6.72	<6.72	<67.2	**34**	<134	**23.5**	<16.8	<6.72	<3.36	<3.36	<16.8	<3.36	<6.72	<3.36	<3.36	**3.87**	**34.4**	**5.87**	<6.72	<33.6	<33.6	<1.34	<16.8	<6.72	<16.8	<3.36	<3.36	**224**	**27.7**	<6.72	<8.74	**131**	**46.1**
92493992	RW-11_(27.5-30)	RW-11	09/02/2020	**201**	**76.2**	**41.1**	**319**	<60.3	**912**	<121	**1,070**	**380**	<6.03	<3.01	<3.01	<15.1	<3.01	<6.03	<3.01	<3.01	<1.21	**4,260**	**839**	**248**	<30.1	<30.1	**8.16**	**1,770**	**1,640**	<15.1	<3.01	<3.01	**11,500**	**10,800**	**2,700**	**22,400**	**16,000**	**6,340**
92494609	BH-10 (10-12.5)	MW-18	09/04/2020	<8.49	<8.49	<8.49	<8.49	<152	<7.6	<152	<7.6	<7.6	<7.6	<7.6	<7.6	<15.2	<7.6	<7.6	<7.6	<7.6	<7.6	**12.4**	<7.6	<7.6	<30.5	<76.2	<7.6	<7.6	<7.6	<7.6	<7.6	<7.6	<7.6	**58.5**	**18.8**	<7.6	**59.2**	**40.1**	**19.1**
92494609	BH-10 (22.5-25)	MW-18	09/04/2020	**344**	**711**	**311**	**1,060**	<2,860	**913**	<2,860	<143	<143	<143	<143	<143	<286	<143	<143	<143	<143	<143	**18,200**	<143	<143	<573	<1430	<143	**10,300**	<143	<143	<143	<143	**28,400**	**78,000**	**22,300**	**112,000**	**76,200**	**35,500**
92497664	RW-36 (22.5-25)	MW-36	09/27/2020	<6.78	<6.78	**2.39**	**2.39**	<146	<7.3	<146	<7.3	<7.3	<7.3	<7.3	<7.3	<14.6	<7.3	<7.3	<7.3	<7.3	<7.3	<7.3	<7.3	<7.3	<29.1	<72.8	<7.3	<7.3	<7.3	<7.3	<7.3	<7.3	<7.3	<7.3	<7.3	<7.3	<14.6	<14.6	<7.3
92497664	RW-37 (25-30)	RW-37	09/27/2020	<6.79	<6.79	**2.35**	**2.35**	<129	<6.4	<129	<6.4	<6.4	<6.4	<6.4	<6.4	<12.9	<6.4	<6.4	<6.4	<6.4	<6.4	<6.4	<6.4	<6.4	<25.7	<64.3	<6.4	<6.4	<6.4	<6.4	<6.4	<6.4	<6.4	<6.4	<6.4	<6.4	<12.9	<12.9	<6.4
92498670	RW-40@25-27.5	RW-40	10/03/2020	NA	NA	NA	NA	<116	<5.8	**55.1J**	<5.8	<5.8	<5.8	<5.8	<5.8	<11.6	<5.8	<5.8	<5.8	<5.8	<5.8	<5.8	<5.8	<5.8	**47.2**	<57.8	<5.8	<5.8	<5.8	<5.8	<5.8	<5.8	<5.8	<5.8	<5.8	<5.8	<11.6	<11.6	<5.8
92509149	PMW-11@ (46'-48')	RW-48	11/30/2020	**113**	**284**	**321**	**397**	<130	**32.2**	<130	**465**	<6.5	<6.5	<6.5	<6.5	<13	<6.5	<6.5	<6.5	<6.5	<6.5	**705**	**157**	<6.5	<26	**167**	<6.5	**1,680**	**662**	<6.5	<6.5	<6.5	**798**	**5,990**	**1,720**	**3,930**	**2,560**	**1,380**
92518156	RW-51(45-47)	RW-51	01/18/2021	**1,290**	**1,280**	**589**	**3,160**	<5,370	**7,260**	<10,700	**6,670**	**2,510**	<537	<269	<269	<1340	<269	<537	<269	<269	**513**	**57,700**	**6,650**	**1,440**	<2,690	<2,690	<107	**18,500**	**25,400**	<1,340	<269	<269	**136,000**	**133,000**	**43,000**	**310,000**	NA	NA
92518156	RW-52(30-32)	RW-52	01/18/2021	**2,640**	**2,360**	**709**	**5,720**	<15,700	**60,100**	<31,500	**4,580**	<3,930	<1570	<787	<787	<3930	<787	<1,570	<787	<787	**1,700**	**140,000**	**10,000**	<1,570	<7,870	<7,870	<315	**38,200**	**35,700**	<3,930	<787	<787	**681,000**	**186,000**	**50,200**	**703,000**	NA	NA
92520906	HCW-24	HCW-24	02/06/2021	**7.11**	<5.64	<5.64	**7.11**	<56.6	<1.13	<113	<14.1	<14.1	<5.66	<2.83	<2.83	<14.1	<2.83	<5.66	<2.83	<2.83	<1.13	<2.83	<2.83	<5.66	<28.3	<28.3	<1.13	<14.1	<5.66	<14.1	<2.83	<2.83	<5.66	<5.66	<5.66	<7.36	NA	NA
92537163	RW-63 40-42	RW-63	05/05/2021	**19,200**	**18,200**	**5,130**	**37,500**	<30,400	**21,700**	<30,400	**55,100**	<1,520	<1520	<1,520	<1520	<3040	<1,520	<1,520	<1520	<1,520	**4,760**	**440,000**	**48,500**	**49,900**	<6,090	**26,200**	<1,520	**130,000**	**184,000**	<1,520	<1,520	<1,520	**813,000**	**1,110,000**	**323,000**	**2,660,000**	**1,850,000**	**808,000**
92537163	RW-63 42-44	RW-63	05/05/2021	**26,400**	**20,000**	**5,630**	**46,300**	<34,900	**50,500**	<34,900	**61,300**	<1,750	<1750	<1,750	<1750	<3490	<1,750	<1,750	<1750	<1,750	**10,900**	**578,000**	**61,700**	**57,500**	<6,980	<17,500	<1,750	**174,000**	**222,000**	<1,750	<1,750	<1,750	**1,230,000**	**1,370,000**	**395,000**	**3,450,000**	**2,400,000**	**1,050,000**
92537482	RW-64 10-12_20210506	RW-64	05/06/2021	**100**	**97.0**	**27.4**	**197**	<221	**1,280**	<221	<11.1	<11.1	<11.1	<11.1	<11.1	<22.1	<11.1	<11.1	<11.1	<11.1	**239**	**1230**	**72.0**	**56.4**	<44.2	<111	<11.1	**169**	**246**	<11.1	<11.1	<11.1	**8,030**	**1,630**	<11.1	**7,460**	**5,220**	**2,250**
92537482	RW-64 20-22_20210506	RW-64	05/06/2021	**8,610**	**6,760**	**1,600**	**15,400**	<11,800	**13,700**	<11,800	**17,800**	<591	<591	<591	<591	<1180	<591	<591	<591	<591	**1,430**	**182,000**	**17,200**	**15,900**	<2,370	**14,600**	<591	**36,900**	**62,500**	<591	<591	<591	**411,000**	**351,000**	**101,000**	**1,060,000**	**751,000**	**314,000**
92537482	RW-65 4-6_20210506	RW-65	05/06/2021	**18.2**	<6.3	<6.3	**21.4**	<264	**889**	<264	<13.2	<13.2	<13.2	<13.2	<13.2	<26.4	<13.2	<13.2	<13.2	<13.2	**34.8**	**270**	<13.2	<13.2	<52.8	<132	<13.2	<13.2	<13.2	<13.2	<13.2	<13.2	**3,210**	**91.7**	<13.2	**1,340**	**967**	**368**
92537482	RW-65 20-22_20210506	RW-65	05/06/2021	**19,100**	**21,100**	**6,810**	**40,200**	<2,070	**898**	<2,070	**3,320**	<103

Table 2
Summary of Delineation Soil Sampling Results

Colonial Pipeline Company
2020-L1-SR2448
Huntersville, North Carolina

Lab Report	Sample ID	Well ID	Sample Date	MADEP VPH (mg/kg)				Volatile Organic Compounds (EPA 8260D) (µg/kg)																													
				Aliphatic (C05-C08)	Aliphatic (C09-C12)	Aromatic (C09-C10), Unadjusted	Total VPH	Acetone	Benzene	2-Butanone (MEK)	n-Butylbenzene	sec-Butylbenzene	tert-Butylbenzene	Chlorobenzene	Chloroform	Chloromethane	2-Chlorotoluene	4-Chlorotoluene	1,1-Dichloroethane	1,2-Dichloroethane	Diisopropyl ether	Ethylbenzene	Isopropylbenzene (Cumene)	p-Isopropyltoluene	Methylene Chloride	4-Methyl-2-pentanone (MIBK)	Methyl-tert-butyl ether	Naphthalene	n-Propylbenzene	Styrene	1,1,1,2-Tetrachloroethane	Tetrachloroethene	Toluene	1,2,4-Trimethylbenzene	1,3,5-Trimethylbenzene	Xylene (Total)	m&p-Xylene	o-Xylene
Soil-to-Water MSCCs				**68**	**540**	**31**	**NE**	**24,000**	**7.2**	**16,000**	**2,400**	**2,200**	**1,700**	**440**	**340**	**14**	**NE**	**280**	**30**	**1.9**	**320**	**8,000**	**1,300**	**120**	**23**	**420**	**85**	**200**	**1,400**	**900**	**4**	**5.0**	**5,400**	**6,600**	**6,600**	**6,000**	**NE**	**NE**
Residential MSCCs				**625**	**1,560**	**469**	**NE**	**14,000,000**	**12,000**	**9,380,000**	**782,000**	**1,560,000**	**1,560,000**	**312,000**	**21,000**	**51,000**	**NE**	**312,000**	**116,000**	**7,290**	**NE**	**60,300**	**1,560,000**	**1,560,000**	**93,800**	**1,250,000**	**156,000**	**5,500**	**1,560,000**	**3,120,000**	**25,200**	**93,800**	**1,250,000**	**156,000**	**156,000**	**3,120,000**	**NE**	**NE**
Industrial / Commercial MSCCs				**9,340**	**23,300**	**7,000**	**NE**	**210,000,000**	**59,400**	**140,000,000**	**11,600,000**	**23,300,000**	**23,300,000**	**4,670,000**	**105,000**	**251,000**	**NE**	**4,670,000**	**573,000**	**35,900**	**2,330,000**	**297,000**	**23,300,000**	**23,300,000**	**1,400,000**	**18,600,000**	**1,810,000**	**27,000**	**23,300,000**	**46,700,000**	**125,000**	**1,400,000**	**18,600,000**	**2,330,000**	**2,330,000**	**46,700,000**	**NE**	**NE**
92541460	RW-69 16-18_20210528	RW-69	05/28/2021	**6,540**	**2,790**	**847**	**9,330**	<8,950	**30,100**	<8,950	**10,800**	<447	<447	<447	<447	<895	<447	<447	<447	<447	<447	**113,000**	**10,100**	**9,000**	<1,790	<4,470	<447	**23,600**	<447	<447	<447	<447	**432,000**	**241,000**	**62,400**	**600,000**	**433,000**	**167,000**
92541460	RW-69 28-30_20210528	RW-69	05/28/2021	**6,110**	**4,460**	**1,240**	**10,600**	<8,580	**14,000**	<8,580	**11,800**	<429	<429	<429	<429	<858	<429	<429	<429	<429	**1,260**	**120,000**	**11,600**	**11,100**	<1,720	<4,290	<429	**29,600**	<429	<429	<429	<429	**292,000**	**259,000**	**63,400**	**697,000**	**490,000**	**207,000**
92541460	RW-69 34-35_20210528	RW-69	05/28/2021	**24,200**	**27,400**	**8,030**	**51,600**	<30,200	**28,800**	<30,200	**35,800**	<1,510	<1,510	<1,510	<1510	<3020	<,1510	<1,510	<1,510	<1,510	**1,980**	**331,000**	**34,200**	**34,100**	<6,040	<15,100	<1,510	**92,500**	<1,510	<1,510	<1,510	<1,510	**762,000**	**823,000**	**203,000**	**1,920,000**	**1,350,000**	**567,000**
92554243	RW-70 46-48_20210806	RW-70	08/06/2021	**15,200**	**4,120**	**1,770**	**21,100**	<40,500	**130,000**	<40,500	<2,030	<2,030	<2,030	<2,030	<2,030	<2,030	<2,030	<2,030	<2,030	<2,030	**7,130**	**297,000**	<2,030	<2,030	<8,110	<20,300	<2,030	**87,300**	<2,030	**13,200**	<2,030	<2,030	**1,270,000**	**557,000**	**151,000**	**1,480,000**	**1,030,000**	**442,000**
92551500	RW-71_20210721	RW-71	07/21/2021	<4.9	<4.9	<4.9	<4.9	<124	**11.2**	<124	<6.2	<6.2	<6.2	<6.2	<6.2	<12.4	<6.2	<6.2	<6.2	<6.2	<6.2	**28.6**	**3.6J**	<6.2	<24.7	<61.9	<6.2	**4.6J**	<6.2	<6.2	<6.2	<6.2	**79.0**	**56.0**	**19.1**	**152**	**113**	**38.7**
92551500	RW-72 (54-56)_20210721	RW-72	07/21/2021	<5.3	<5.3	<5.3	<5.3	<111	<5.6	<111	<5.6	<5.6	<5.6	<5.6	<5.6	<11.1	<5.6	<5.6	<5.6	<5.6	<5.6	<5.6	<5.6	<5.6	<22.2	<55.6	<5.6	<5.6	<5.6	<5.6	<5.6	<5.6	**3.9J**	<5.6	<5.6	<11.1	<11.1	<5.6
92551964	RW-73 (54-56)_20210727	RW-73	07/27/2021	<2.9	<2.9	<2.9	<2.9	<111	<5.5	<111	<5.5	<5.5	<5.5	<5.5	<5.5	<11.1	<5.5	<5.5	<5.5	<5.5	<5.5	<5.5	<5.5	<5.5	<22.2	<55.5	<5.5	<5.5	<5.5	<5.5	<5.5	<5.5	**3J**	<5.5	<5.5	<11.1	<11.1	<5.5
92553562	RW-74 70-72_20210802	RW-74	08/02/2021	**207**	**42.1**	**14.7**	**264**	<124	**155**	<124	**60.1**	<6.2	<6.2	<6.2	<6.2	<12.4	<6.2	<6.2	<6.2	<6.2	**52.6**	**548**	**51.4**	**49.1**	<24.9	<62.2	<6.2	**97.5**	**187**	**21.2**	<6.2	<6.2	**1,330**	**1,010**	**283**	**2,770**	**2,020**	**746**
92553562	RW-75 50-52_20210803	RW-75	08/03/2021	<3.6	<3.6	<3.6	<3.6	<137	<6.8	<137	<6.8	<6.8	<6.8	<6.8	<6.8	<13.7	<6.8	<6.8	<6.8	<6.8	<6.8	<6.8	<6.8	<6.8	<27.4	<68.4	<6.8	<6.8	<6.8	<6.8	<6.8	<6.8	**4.7J**	<6.8	<6.8	<13.7	<13.7	<6.8
92553633	RW-76_20210804	RW-76	08/04/2021	<4.6	<4.6	<4.6	<4.6	<169	<8.4	<169	<8.4	<8.4	<8.4	<8.4	<8.4	<16.9	<8.4	<8.4	<8.4	<8.4	<8.4	<8.4	<8.4	<8.4	<33.7	<84.3	<8.4	<8.4	<8.4	<8.4	<8.4	<8.4	**6.1J**	<8.4	<8.4	<16.9	<16.9	<8.4
92555328	RW-77 (38-40)_20210811	RW-77	08/11/2021	**31.9**	**18.3**	<3.2	**51.3**	<122	**106**	<122	<6.1	<6.1	<6.1	<6.1	<6.1	<12.2	<6.1	<6.1	<6.1	<6.1	**47.0**	**81.1**	<6.1	**17.8**	<24.3	<60.8	<6.1	**132**	<6.1	<6.1	<6.1	<6.1	**364**	**238**	<6.1	**440**	**265**	**175**
92555328	RW-77 (54-46)_20210811	RW-77	08/11/2021	**7.8**	**5.2**	<3	**13.1**	<108	**46.1**	<108	<5.4	<5.4	<5.4	<5.4	<5.4	<10.8	<5.4	<5.4	<5.4	<5.4	**40.3**	**7.9**	<5.4	<5.4	<21.6	<53.9	<5.4	<5.4	<5.4	<5.4	<5.4	<5.4	**81.9**	**21.5**	**6.8**	**49.8**	**33.1**	**16.7**
92555491	RW-78 (14'-16')_20210813	RW-78	08/13/2021	<3.7	<3.7	<3.7	<3.7	<152	<7.6	<152	<7.6	<7.6	<7.6	<7.6	**6.1J**	<15.2	<7.6	<7.6	<7.6	<7.6	<7.6	<7.6	<7.6	<7.6	<30.4	<76	<7.6	**12.5**	<7.6	<7.6	<7.6	<7.6	**8.6**	**29.8**	**10.0**	**31.7**	**21.0**	**10.8**
92555491	RW-78 (38-40)_20210813	RW-78	08/13/2021	<3.1	<3.1	<3.1	<3.1	<129	<6.4	<129	<6.4	<6.4	<6.4	<6.4	**4.5J**	<12.9	<6.4	<6.4	<6.4	<6.4	<6.4	<6.4	<6.4	<6.4	<25.8	<64.4	<6.4	<6.4	<6.4	<6.4	<6.4	<6.4	<6.4	<6.4	<6.4	<12.9	<12.9	<6.4
92555491	RW-78 (54-56)_20210813	RW-78	08/13/2021	<3.0	<3.0	<3.0	<3.0	<113	**12.2**	<113	<5.6	<5.6	<5.6	<5.6	**4.1J**	<11.3	<5.6	<5.6	<5.6	<5.6	**3.2J**	<5.6	<5.6	<5.6	<22.6	<56.4	<5.6	<5.6	<5.6	<5.6	<5.6	<5.6	**28.0**	<5.6	<5.6	**8.3J**	**8.3J**	<5.6
92556482	MW-89D (10-12')	MW-89D	08/18/2021	<3.2	<3.2	<3.2	**3.2**	**64.5J**	**7.2**	<125	<6.3	<6.3	<6.3	<6.3	<6.3	<12.5	<6.3	<6.3	<6.3	<6.3	**3.7J**	**9.7**	<6.3	<6.3	**56.8**	<62.6	<6.3	**5.7J**	<6.3	<6.3	<6.3	<6.3	**64.1**	<6.3	<6.3	**31.7**	**31.7**	<6.3
92556482	MW-89D (22-24')	MW-89D	08/18/2021	<3.1	<3.1	<3.1	<3.1	<124	**6.4**	<124	<6.2	<6.2	<6.2	<6.2	<6.2	<12.4	<6.2	<6.2	<6.2	<6.2	**3.8J**	<6.2	<6.2	<6.2	<24.9	<62.2	<6.2	<6.2	<6.2	<6.2	<6.2	<6.2	**24.0**	**9.4**	<6.2	**26.5**	**18.4**	**8.0**
92556482	MW-89D (32-34')*	MW-89D	08/18/2021	**3.8**	<3	<3	**6.3**	<123	**51.9**	<123	**79.9**	<6.2	<6.2	<6.2	<6.2	<12.3	<6.2	<6.2	<6.2	<6.2	**6.6**	**468**	<6.2	**59.6**	<24.6	<61.6	<6.2	**129**	**195**	<6.2	<6.2	<6.2	**973**	**1,200**	**336**	**2,360**	**1,710**	**644**
92558402	RW-80 (28-30')	RW-80	08/26/2021	**3,260**	**1,370**	**496**	**5,120**	<3,480	**4,640**	<3,480	**4,960**	<174	<174	**172J**	<174	<348	<174	<174	<174	<174	**310**	**42,400**	**4,380**	**3,660**	<696	**5,810**	<174	**11,100**	**17,000**	<174	<174	<174	**118,000**	**94,200**	**26,900**	**235,000**	**169,000**	**66,300**
92558402	RW-80 (36-38')*	RW-80	08/26/2021	**2,510**	**949**	**354**	**3,810**	<3,360	**7,880**	<3,360	**3,590**	<168	<168	**110J**	<168	<336	<168	<168	<168	<168	**499**	**36,100**	**3,650**	**3,160**	<671	**4,490**	<168	**10,100**	**14,000**	<168	<168	<168	**121,000**	**79,200**	**22,200**	**201,000**	**143,000**	**57,700**
92558405	RW-81(28-30')*	RW-81	08/27/2021	**2,650**	**1,580**	**642**	**4,870**	<4,100	**2,840**	<4,100	**5,920**	<205	<205	**142J**	<205	<410	<205	<205	<205	<205	**256**	**33,400**	**4,160**	**3,920**	<819	**5,510**	<205	**13,300**	**16,500**	<205	<205	<205	**77,700**	**99,500**	**27,800**	**193,000**	**136,000**	**57,300**
92558405	RW-81(34-36')*	RW-81	08/27/2021	**3,590**	**1,160**	**447**	**5,200**	<3,620	**8,280**	<3,620	**4,810**	<181	<181	**141J**	<181	<362	<181	<181	<181	<181	**621**	**35,000**	**3,730**	**3,450**	<724	**5,190**	<181	**10,700**	**14,500**	<181	<181	<181	**113,000**	**84,500**	**23,600**	**196,000**	**139,000**	**56,800**
92558727	RW-82 (32-34')*	RW-82	08/30/2021	**988**	**687**	**279**	**1,950**	<1,650	**631**	<1,650	**3,920**	<82.6	<82.6	**98.7**	<82.6	<165	<82.6	<82.6	<82.6	<82.6	**<82.6**	**17,400**	**2,420**	**3,090**	<330	**2,170**	<82.6	**9,910**	**10,500**	<82.6	<82.6	<82.6	**30,300**	**65,900**	**19,200**	**107,000**	**73,500**	**33,200**
92558727	RW-82 (42-44')*	RW-82	08/31/2021	<3.6	<3.6	<3.6	<3.6	**148**	**29.2**	**87.1J**	<6.6	<6.6	<6.6	<6.6	<6.6	<13.3	<6.6	<6.6	<6.6	<6.6	**44.3**	**5.1J**	<6.6	<6.6	<26.5	<66.3	**34.9**	<6.6	<6.6	<6.6	<6.6	<6.6	**33.3**	**4.5J**	<6.6	**19.8**	**12.1J**	**7.6**
92559635	MW-26R (46-48')*	MW-26R	09/03/2021	**182**	**82.1**	**33.4**	**298**	<291	**580**	<291	**322**	<14.6	<14.6	**7.8J**	<14.6	<29.1	<14.6	<14.6	<14.6	<14.6	**120**	**2,500**	**253**	**241**	<58.2	**268**	<14.6	**681**	**939**	<14.6	<14.6	<14.6	**7,220**	**5,260**	**1,480**	**14,300**	**10,300**	**3,980**
92559635	MW-26R (52-54')*	MW-26R	09/03/2021	**9.3**	**8.3**	<3.3	**18.7**	<1,550	**2,630**	<1550	**4,560**	<77.4	<77.4	**113**	<77.4	<155	<77.4	<77.4	<77.4	<77.4	**219**	**31,000**	**3,430**	**3,610**	<309	**3,860**	<77.4	**8,870**	**13,200**	<77.4	<77.4	<77.4	**71,400**	**75,600**	**21,100**	**180,000**	**128,000**	**52,700**
92560935	MW-22R (34-36)*	MW-22R	09/10/2021	**763**	**526**	**198**	**1,490**	<1,420	**1,340**	<1420	**3,680**	<70.9	<70.9	**81.7**	<70.9	<142	<70.9	<70.9	<70.9	<70.9	**65.6J**	**22,500**	<70.9	**2,820**	<284	**2,420**	<70.9	**7,870**	**10,500**	<70.9	<70.9	<70.9	**46,300**	**60,700**	**18,100**	**136,000**	**94,700**	**41,100**
92560989	MW-22R (40-42)*	MW-22R	09/13/2021	<3	<3	<3	<3	<125	**36.2**	<125	<6.3	<6.3	<6.3	<6.3	<6.3	<12.5	<6.3	<6.3	<6.3	<6.3	**20.6**	**15.6**	<6.3	<6.3	**19.1J**	<62.6	**4.4J**	**3.7J**	<6.3	<6.3	<6.3	<6.3	**101**	**10.1**	<6.3	**73.8**	**52.1**	**21.8**
92561548	RW-83 (24-26)	RW-83	09/14/2021	**1,400**	**1,110**	**341**	**2,500**	<6,370	**3,890**	<6370	**6,890**	<318	**19,900**	**187J**	<318	<637	<318	<318	<318	<318	**278J**	**62,800**	**6,740**	**6,310**	<1270	**5,070**	<318	**16,400**	**23,800**	<318	<318	<318	**133,000**	**131,000**	**38,200**	**374,000**	**262,000**	**112,000**
92562698	MW-4D (30-32)*	MW-4D	09/17/2021	<7,010	<7,010	<7,010	<7,010	<70.1	<1.4	<140	<17.5	<17.5	<7.01	<3.5	<3.5	<17.5	<3.5	<7.01	<3.5	<3.5	<1.4	<3.5	<3.5	<7.01	<35	<35	<1.4	<17.5	**1.89J**	**1.6J**	<3.5	<3.5	**4.18J**	**4.95J**	<7.01	**8.06J**	**5.87**	**2.19J**
92562698	MW-4D (65-67)*	MW-4D	09/20/2021	**3,000J**	<6,200	<6,200	**3,000J**	<62	<1.24	<124	<15.6	<15.6	<6.20	<3.1	<3.1	<15.6	<3.1	<6.20	<3.1	<3.1	<1.24	<3.1	<3.1	<6.20	**8.52J**	<31	**1.61**	<15.6	<6.20	<15.6	<3.1	<3.1	<6.20	<6.20	<6.20	<8.06	<4.96	<3.1
92563637	MW-96 (16-18')*	MW-96	09/27/2021	**3,640J**	<7,530	<7,530	**3,640J**	<75.1	<1.5	<150	<18.8	<18.8	<7.51	<3.75	<3.75	<18.8	<3.75	<7.51	<3.75	<3.75	<1.5	<3.75	<3.75	<7.51	<37.5	<37.5	<1.5	<18.8	<7.51	<18.8	<3.75	<3.75	<7.51	<7.51	<7.51	3.75	6	9.76
92563977	MW-96 (56-58)_20210928	MW-96	09/28/2021	**3,330J**	**2,280J**	<6,680	**5,610J**	<64.5	<1.29	<129	<16.1	<16.1	<6.45	<3.23	<3.23	<16.1	<3.23	<6.45	<3.23	<3.23	<1.29	<3.23	<3.23	<6.45	<32.3	<32.3	<1.29	<16.1	<6.45	<16.1	<3.23	<3.23	<6.45	<6.45	<6.45	<8.38	<5.16	<3.23
92565181	MW-97 (20-22)_20211005	MW-97	10/05/2021	<4.3	<4.3	<4.3	<4.3	<82.3	<1.65	<165	<20.6	<20.6	<8.23	<4.12	<4.12	<20.6	<4.12	<8.23	<4.12	<4.12	<1.65	<4.12	<4.12	<8.23	<41.2	<41.2	<1.65	<20.6	<8.23	<20.6	<4.12	<4.12	**4.25J**	<8.23	<8.23	<10.7	<6.58	<4.12
92565181	MW-97 (60-62)_20211005	MW-97	10/05/2021	<3.2	<3.2	<3.2	<3.2	<65.2	<1.3	<130	<16.3	<16.3	<6.52	<3.27	<3.27	<16.3	<3.27	<6.52	<3.27	<3.27	<1.3	<3.27	<3.27	<6.52	<32.7	<32.7	<1.3	<16.3	<6.52	<16.3	<3.27	<3.27	<6.52	<6.52	<6.52	<8.49	<5.22	<3.27
92566390	RW-84 (9-11)_20211012	RW-84	10/12/2021	**49.4**	**31.8**	**8.5**	**89.7**	<74.3	**2,320**	<149	**84.8**	**43.1**	<7.43	<3.71	<3.71	<18.6	<3.71	<7.43	<3.71	<3.71	**817**	**2,410**	**156**	**25**	<37.1	<37.1	**165**	**236**	**576**	<18.6	<3.71	<3.71	**13,700**	**3,050**	**820**	**13,800**	**9,400**	**4,370**
92566390	RW-84 (14-16)_20211012	RW-84	10/12/2021	**577**	**358**	**121**	**1,060**	<543	**3,690**	<1,090	**1,600**	**575**	<54.3	<27.1	<27.1	<136	<27.1	<54.3	<27.1	<27.1	**687**	**17,400**	**1,520**	**394**	<271	<271	**117**	**5,040**	**5,320**	<136	<27.1	<27.1	**33,300**	**20,500**	**7,980**	**57,500**	**40,400**	**17,100**
92566390	RW-84 (48-50)_20211012	RW-84	10/12/2021	**1,160**	**858**	**396**	**2,410**	<2,370	**5,050**	<4,730	**5,290**	**1,810**	<237	<118	<118	<592	<118	<237	<118	<118	**602**	**38,500**	**4,280**	**1,070**	<1,180	<1,180	**151**	**14,000**	**17,200**	<592	<118	<118	**78,300**	**110,000**	**27,200**	**209,000**	**146,000**	**64,400**
92566639	RW-85 (15-17)_20211013	RW-85	10/13/2021	**4,290**	**3,030**	**1,220**	**8,550**	<77.2	**18.7**	<154	**607**	**208**	<7.72	<3.86	<3.86	<19.3	<3.86	<7.72	<3.86	<3.86	<1.54	**2,790**	**483**	**126**	<38.6	<38.6	<1.54	**1,450**	**1,870**	<19.3	<3.86	<3.86	**2,840**	**6,790**	**2,950**	**14,200**	**9,660**	**4,540**
92566639	RW-85 (40-42)_20211013*	RW-85	10/13/2021	**5,380**	**3,730**	**1,650**	**10,800**	<1,470	**14,100**	<2,940	**23,400**	**8,780**	83.9J	<73.6	<73.6	<368	<73.6	<147	<73.6	<73.6	**1,200**	**136,000**	**19,400**	**4,770**	<736	<736	**285**	**60,800**	**69,300**	<368	<73.6	<73.6	**309,000**	**409,000**	**103,000**	**815,000**	**591,000**	**224,000**
92567147	RW-86 (16-18)_20211014	RW-86	10/14/2021	**4,870**	**2,900**	**1,070**	**8,840**	<16,200	**21,000**	<16,200	**19,100**	<811	<811	<811	<811	<1620	<811	<811	<811	<811	**1,580**	**169,000**	**16,400**	**15,800**	<3,240	**9,170**	<811	**37,300**	**60,000**	<811	<811	<811	**445,000**	**342,000**	**88,800**	**982,000**	**699,000**	**284,000**
92567147	RW-86 (34-36)_20211014	RW-86	10/14/2021	**13.7**	**5.6**	<3.5	**19.3**	<144	624	<144	<7.2	<7.2	<7.2	<7.2	<7.2	<14.4	<7.2	<7.2	<7.2	<7.2	**128**	**439**	**16.9**	**6.8J**	<28.8	<72	<7.2	**7.3**	**40.6**	<7.2	<7.2	<7.2	**3,560**	**182**	**53.5**	**2,360**	**1,640**	**716**
92567264	RW-87 (12-14)_20211015	RW-87	10/15/2021	**1,240**	**888**	**426**	**2,560**	<5,070	**14,300**	<5,070	**6,630**	<254	<254	<254	<254	<507	<254	<254	<254	<254	**871**	**57,300**	**6,080**	**6,260**	<1,010	**3,780**	<254	**15,300**	**22,400**	<254	<254	<254	**185,000**	**130,000**	**38,700**	**329,000**	**233,000**	**95,600**
92567264	RW-87 (34-36)_20211015	RW-87	10/15/2021	**13,600**	**6,080**	**2,410**	**22,100**	<39,000	**119,000**	<39,000	**34,800**	<1,950	<1,950	<1,950	<1,950	<3,900	<1,950	<1,950	<1,950	<1,950	**7,880**	**438,000**	**38,600**	**31,400**	<7,800	<19,500	<1,950	**82,400**	**138,000**	<1,950	<1,950	<1,950	**1,460,000**	**765,000**	**228,000**	**2,430,000**	**1,740,000**	**686,000**
92567407	RW-88 (12-14)_20211018	RW-88	10/18/2021	**877**	**645**	**243**	**1,770**	**2,460J**	**6,510**	<3,060	**2,530**	<153	<153	<153	<153	<306	<153	<153	<153	<153	**364**	**20,900**	**2,280**	**2,280**	<612	**1,630**	<153	**6,270**	**8,220**	<153	<153	<153	**66,700**	**48,700**	**14,600**	**119,000**	**84,700**	**34,400**
92567407	RW-88 (34-36)_20211018	RW-88	10/18/2021	**9,450**	**4,850**	**1,900**	**16,200**	<103,000	**332,000**	<103,000	**49,100**	<5,160	<5,160	<5,160	<5,160	<10,300	<5,160	<5,160	<5,160	<5,160	**19,800**	**793,000**	**63,800**	**48,600**	<20,600	<51,600	<5,160	**135,000**	**228,000**	<5,160	<5,160	<5,160	**3,210,000**	**1,250,000**	**408,000**	**4,370,000**	**3,150,000**	**1,210,000**
92567704	RW-89 (22-24)_20211019	RW-89	10/19/2021	**5,790**	**2,620**	**1,050**	**9,460**	<36,400	**56,800**	<36,400	**21,900**	<1,820	<1,820	<1,820	<1,820	<3,640	<1,820	<1,820	<1,820	<1,820	**3,050**	**227,000**	**21,100**	**18,700**	<7,280	**14,000J**	<1,820	**44,200**	**80,700**	<1,820	<1,820	<1,820	**855,000**	**447,000**	**131,000**	**1,220,000**	**887,000**	**333,000**
92567704	RW-89 (32-34)_20211019	RW-89	10/19/2021	**1,820**	**1,670**	**670**	**4,160**	<5,750	**13,300**	<5,750	**13,100**	<288	<288	**321**	<288	<575	<288	<288	<288	<288	**879**	**112,000**	**12,400**	**12,300**	<1,150	**9,370**	**214J**	**30,800**	**45,900**	<288	<288	<288	**266,000**	**261,000**	**77,900**	**640,000**	**449,000**	**191,000**
92568134	RW-90 (16-18)_20211020	RW-90	10/20/2021	**96.4**	**27.2**	**8.4**	**132**	<301	**555**	<301	**335**	<15	<15	**7.8J**	<15	<30.1	<15	<15	<15	<15	**84**	**3,110**	**298**	**265**	<60.2	**240**	<15	**664**	**1,050**	<15	<15	<15	**9,440**	**5,710**	**1,610**	**17,200**	**12,400**	**4,830**
92568134	RW-90 (52-54)_20211020	RW-90	10/20/2021	**46.3**	**40.9**	**16.4**	**104**	<298	**1,060**	<298	**353**	<14.9	<14.9	<14.9	<14.9	<29.8	<14.9	<14.9	<14.9	<14.9	**562**	**2,740**	**274**	**314**	**81**	<149	**97**	**992**	**967**	<14.9	<14.9	<14.9	**10,200**	**6,480**	**1,750**	**16,900**	**11,200**	**5,690**
92568516	RW-91 (18-20)_20211022	RW-91	10/22/2021	**19.3**	**7.0**	<3.6	**28.0**	<140	**1,000**	<140	**30.7**	<7	<7	<7	<7	<7	<14	<7	<7	<7	**256**	**558**	**37**	**27**	<28	<70	**18**	**104**	**128**	<7	<7	<7	**4,090**	**801**	**232**	**3,210**	**2,160**	**1,050**
92568516	RW-91 (42-44)_20211022*	RW-91	10/22/2021	**624**	**514**	**354**	**1,490**	<1,480	**826**	<1,480	<73.9	<73.9	<73.9	<73.9	<73.9	<148	<73.9	<73.9	<73.9	<73.9	**186**	**12,100**	<73.9	<73.9	<295	<739	<73.9	**7,640**	**7,760**	<73.9	<73.9	<73.9	**20,400**	**50,000**	**15,100**	**72,500**	**50,000**	**22,500**
92569063	RW-92 (16-18)_20211026	RW-92	10/26/2021	**937**	**521**	**443**	**1,900**	**13,600**	**271**	<3,720	**6,830**	<186	<186	149J	<186	<372	<186	<186	<186	<186	**248**	**19,900**	**4,140**	**6,260**	<745	**3,390**	<186	**21,600**	**15,100**	<186	<186	<186	**14,300**	**106,000**	**30,400**	**137,000**	**89,400**	**47,800**
92569063	RW-92 (62-64)_20211026*	RW-92	10/26/2021	<3.2	<3.2	<3.2	<3.2	<146	**4.4J**	<146	**7.7**	<7.3	<7.3	<7.3	<7.3	<14.6	<7.3	<7.3	<7.3	<7.3	**25**	**4J**	**6.9J**	<29.1	<72.8	<7.3	**5.7J**	**17**	<7.3	<7.3	<7.3	**42**	**79**	**26**	**131**	**98**	**34**
92568326	PRW-A_20211021	NA	10/21/2021	**1,650**	**1,390**	**674**	**3,720**	<1,450	**1,970**	<1,450	**3,770**	<72.6	<72.6	97.5	<72.6	<145	<72.6	<72.6	<72.6	<72.6	**120**	**23,000**	**2,720**	**3,200**	<290	**2,260**	<72.6	**9,300**	**11,400**	<72.6	<72.6	<72.6	**50,100**	**67,800**	**20,900**	**133,000**	**94,000**	**39,100**
92573101	RW-93 (22-24)_20211116	RW-93	11/16/2021	<3.7	<3.7	<3.7	**4.2**	<141	**90.4**	<141	<7.1	<7.1	<7.1	<7.1	<7.1	<14.1	<7.1	<7.1	<7.1	<7.1	**30.8**	**64.7**	<7.1	<7.1	<28.3	<70.7	<7.1	**10.5**	<7.1	<7.1	<7.1	<7.1	**637**	**32.4**	<7.1	**316**	**240**	**76.7**
92573101	RW-93 (36-38) _20211116*	RW-93	11/16/2021	**136**	**74.6**	**28.4**	**239**	<156	**551**	<156	<7.8	<7.8	<7.8	<7.8	<7.8	<15.6	<7.8	<7.8	<7.8	<7.8	**89.2**	**1,060**	**113**	<7.8	<31.3	<78.2	<7.8	**575**	**405**	<7.8	<7.8	<7.8	**4,100**	**2,750**	**758**	**6,110**	**4,250**	**1,860**
92573101	RW-93 (58-60) _20211117*	RW-93	11/17/2021	<2.9	<2.9	<2.9	<2.9	<125	<6.2	<125	<6.2	<6.2	<6.2	<6.2	<6.2	<12.5	<6.2	<6.2	<6.2	<6.2	<6.2	**6.5**	<6.2	<6.2	<24.9	<62.3	<6.2	<6.2	<6.2	<6.2	<6.2	<6.2	**15.2**	**12.5**	**3.7J**	**26.4**	**20.2**	**6.2J**
92573619	RW-94(26-28) _20211118	RW-94	11/18/2021	**1,650**	**1,860**	**911**	**4,410**	<6,540	**1,380**	<6,540	**12,200**	<327	<327	**327**	<327	<654	<327	<327	<327	<327	**192J**	**90,200**	**10,500**	**9,830**	<1,310	<3,270	<327	**27,900**	**36,000**	<327	<327	<327	**108,000**	**208,000**	<327	**556,000**	**390,000**	**165,000**
92573619	RW-94(66-66.5) _20211118*	RW-94	11/18/2021	**20.2**	**7.2**	<3	**28.2**	<116	**8.2**	<116	**34.7**	<5.8	<5.8	<5.8	<5.8	<11.6	<5.8	<5.8	<5.8	<5.8	**<5.8**	**118**	**20.7**	<5.8	<23.2	<57.9	<5.8	**30.8**	**82.9**	<5.8	<5.8	<5.8	**115**	**421**	**131**	**702**	**537**	**165**
92574381	RW-95 (28-30) _20211123	RW-95	11/23/2021	**7,060**	**3,120**	**1,350**	**11,500**	<8,610	**12,000**	<8,610	<431	<431	<431	**292J**	<431	<861	<431	<431	<431	<431	**<431**	**123,000**	**12,800**	**12,500**	<1,720	<4,310	<431	**27,500**	**46,100**	<431	<431	<431	**279,000**	**265,000**	<431	**713,000**	**505,000**	**208,000**
92574381	RW-95 (54-55) _20211124*	RW-95	11/24/2021	<3.4	<3.4	<3.4	<3.4	<126	**30.0**	<126	<6.3	<6.3	<6.3	<6.3	<6.3	<12.6	<6.3	<6.3	<6.3	<6.3	**21.8**	**19.6**	<6.3	<6.3	<25.1	<62.8	**19.3**	<6.3	<6.3	<6.3	<6.3	<6.3	**61.7**	**40.8**	**12.2**	**105**	**75.3**	**30.0**
92574748	RW-96 (28-30) _20211129	RW-96	11/29/2021	<4.3	<4.3	<4.3	<4.3	<163	**54.9**	<163	<8.1	<8.1	<8.1	<8.1	<8.1	<16.3	<8.1	<8.1	<8.1	<8.1	**48.2**	**21.7**	<8.1	<8.1	<32.6	<81.4	**6.0J**	**77.1**	<8.1	<8.1	<8.1	<8.1	**195**	**36.3**	<8.1	**142**

Table 2
Summary of Delineation Soil Sampling Results

Colonial Pipeline Company
2020-L1-SR2448
Huntersville, North Carolina

Lab Report	Sample ID	Well ID	Sample Date	MADEP VPH (mg/kg)				Volatile Organic Compounds (EPA 8260D) (µg/kg)																												
				Aliphatic (C05-C08)	Aliphatic (C09-C12)	Aromatic (C09-C10), Unadjusted	Total VPH	Acetone	Benzene	2-Butanone (MEK)	n-Butylbenzene	sec-Butylbenzene	tert-Butylbenzene	Chlorobenzene	Chloroform	Chloromethane	2-Chlorotoluene	4-Chlorotoluene	1,1-Dichloroethane	1,2-Dichloroethane	Diisopropyl ether	Ethylbenzene	Isopropylbenzene (Cumene)	p-Isopropyltoluene	Methylene Chloride	4-Methyl-2-pentanone (MIBK)	Methyl-tert-butyl ether	Naphthalene	n-Propylbenzene	Styrene	1,1,1,2-Tetrachloroethane	Tetrachloroethene	Toluene	1,2,4-Trimethylbenzene	1,3,5-Trimethylbenzene	Xylene (Total)	m&p-Xylene	o-Xylene
Soil-to-Water MSCCs				**68**	**540**	**31**	**NE**	**24,000**	**7.2**	**16,000**	**2,400**	**2,200**	**1,700**	**440**	**340**	**14**	**NE**	**280**	**30**	**1.9**	**320**	**8,000**	**1,300**	**120**	**23**	**420**	**85**	**200**	**1,400**	**900**	**4**	**5.0**	**5,400**	**6,600**	**6,600**	**6,000**	**NE**	**NE**
Residential MSCCs				**625**	**1,560**	**469**	**NE**	**14,000,000**	**12,000**	**9,380,000**	**782,000**	**1,560,000**	**1,560,000**	**312,000**	**21,000**	**51,000**	**NE**	**312,000**	**116,000**	**7,290**	**NE**	**60,300**	**1,560,000**	**1,560,000**	**93,800**	**1,250,000**	**156,000**	**5,500**	**1,560,000**	**3,120,000**	**25,200**	**93,800**	**1,250,000**	**156,000**	**156,000**	**3,120,000**	**NE**	**NE**
Industrial / Commercial MSCCs				**9,340**	**23,300**	**7,000**	**NE**	**210,000,000**	**59,400**	**140,000,000**	**11,600,000**	**23,300,000**	**23,300,000**	**4,670,000**	**105,000**	**251,000**	**NE**	**4,670,000**	**573,000**	**35,900**	**2,330,000**	**297,000**	**23,300,000**	**23,300,000**	**1,400,000**	**18,600,000**	**1,810,000**	**27,000**	**23,300,000**	**46,700,000**	**125,000**	**1,400,000**	**18,600,000**	**2,330,000**	**2,330,000**	**46,700,000**	**NE**	**NE**
92578597	RW-102 (16-18)_20211214	RW-102	12/14/2021	**57.7**	**23.2**	<5.1	**82.6**	399	**21.6**	**182**	<7.6	<7.6	<7.6	<7.6	<7.6	<15.2	<7.6	<7.6	<7.6	<7.6	**35.4**	**38.6**	<7.6	<7.6	<30.3	<75.9	**25.5**	**114**	**17.7**	<7.6	<7.6	<7.6	**187**	**127**	**42.6**	**213**	**158**	**55**
92578597	RW-102 (36-38)_20211214*	RW-102	12/14/2021	**18,200**	**5,290**	**2,490**	**26,000**	<38,800	**134,000**	<38,800	**39,500**	<1,940	<1,940	<1,940	<1,940	<3,880	<1,940	<1,940	<1,940	<1,940	**4,920**	**394,000**	**38,300**	**38,600**	<7,760	<19,400	<1,940	**95,700**	**151,000**	<1,940	<1,940	<1,940	**1,390,000**	**888,000**	**258,000**	**2,180,000**	**1,560,000**	**616,000**
92578597	RW-102 (44-46)_20211214*	RW-102	12/14/2021	**612**	**239**	**120**	**971**	<1,320	**4,290**	<1,320	**2,120**	<66	<66	<66	<66	<132	<66	<66	<66	<66	**243**	**13,500**	**1,500**	**1,790**	<264	**1,160**	<66	**4,980**	**6,050**	<66	<66	<66	**43,900**	**37,900**	**11,200**	**76,600**	**54,400**	**22,300**
92578597	RW-103 (38-40)_20211215	RW-103	12/15/2021	**1,450**	**1,020**	**496**	**2,970**	<2,930	**4,410**	<2,930	**7,120**	<147	<147	**158**	<147	<293	<147	<147	<147	<147	**287**	**47,000**	**5,390**	**5,970**	<586	**3,940**	<147	**14,700**	**20,700**	<147	<147	<147	**107,000**	**124,000**	**37,200**	**272,000**	**192,000**	**80,700**
92578597	RW-103 (58-59)_20211215*	RW-103	12/15/2021	**193**	**14.6**	<2.7	**210**	<107	**37.8**	<107	<5.4	<5.4	<5.4	<5.4	<5.4	<10.7	<5.4	<5.4	<5.4	<5.4	**3.7J**	**161**	**10.4**	**6.1**	<21.5	<53.7	<5.4	**7.4**	**31.6**	<5.4	<5.4	<5.4	**741**	**132**	**43.6**	**791**	**602**	**189**
92579622	RW-104 (20-22)_20211220	RW-104	12/20/2021	**3,670**	**2,020**	**850**	**6,550**	**1,730J**	**2,870**	<3,490	**3,500**	<175	<175	<175	<175	<349	<175	<175	<175	<175	**238**	**31,000**	**3,290**	<175	<698	<1,750	<175	**12,700**	<175	<175	<175	<175	**79,200**	**87,700**	**24,500**	**183,000**	**125,000**	**58,300**
92579622	RW-104 (42-44)_20211220*	RW-104	12/20/2021	**264**	**57.1**	**25.3**	**347**	<482	**1,190**	<482	**530**	<24.1	<24.1	<24.1	<24.1	<48.2	<24.1	<24.1	<24.1	<24.1	<24.1	**3,640**	**373**	<24.1	<96.4	<241	<24.1	**1,660**	<24.1	<24.1	<24.1	<24.1	**12,800**	**10,300**	**2,930**	**20,700**	**14,700**	**5,960**
92579622	RW-105 (28-30)_20211221	RW-105	12/21/2021	**3,920**	**1,940**	**799**	**6,660**	<6,650	**14,100**	<6,650	**11,100**	<333	<333	**350**	<333	<665	<333	<333	<333	<333	<333	**89,100**	**9,390**	<333	<1,330	<3,330	<333	**29,600**	<333	<333	<333	<333	**252,000**	**227,000**	**66,800**	**507,000**	**355,000**	**152,000**
92579622	RW-105 (48-50)_20211221*	RW-105	12/21/2021	**14.9**	**4.1**	<3.0	**19.3**	<119	**37.4**	<119	**32.2**	<6	<6	<6	<6	<11.9	<6	<6	<6	<6	**4.8J**	**175**	**22.1**	**25.4**	<23.9	<59.7	<6	**47.8**	**89.2**	<6	<6	<6	**449**	**488**	**152**	**957**	**702**	**255**
92582415	RW-106 (10-12)_20220111	RW-106	01/11/2022	**71.1**	**93.5**	**28.1**	**193**	**212**	**133**	**236**	**529**	<6.7	<6.7	<6.7	<6.7	<13.5	<6.7	<6.7	<6.7	<6.7	**92.2**	**1,540**	<6.7	<6.7	<26.9	<67.3	<6.7	**1,240**	**692**	<6.7	<6.7	<6.7	**3,110**	**4,500**	**1,340**	**7,940**	**5,500**	**2,440**
92582415	RW-106 (30-32)_20220111*	RW-106	01/11/2022	**1,120**	**816**	**294**	**2,230**	<2,260	**871**	<2,260	<113	<113	<113	**83.1J**	<113	<226	<113	<113	<113	<113	**303**	**21,000**	**2,270**	**2,680**	<452	<1,130	<113	**8,600**	**8,210**	<113	<113	<113	**32,500**	**53,100**	**15,500**	**111,000**	**76,300**	**35,000**
92583764	RW-107 (10-12)_20220119	RW-107	01/19/2022	**4,090**	**2,260**	**842**	**7,190**	**2,070J**	**2,100**	<3,500	**7,510**	<175	<175	<175	<175	<350	<175	<175	<175	<175	**201**	**48,000**	<175	<175	<701	<1,750	<175	**17,300**	**21,900**	<175	<175	<175	**81,400**	**131,000**	**38,900**	**259,000**	**182,000**	**77,300**
92583764	RW-107 (26-27)_20220119	RW-107	01/19/2022	**14,300**	**2,430**	**725**	**17,500**	<13,200	**62,700**	<13,200	**11,700**	<660	<660	<660	<660	<1,320	<660	<660	<660	<660	**3,980**	**172,000**	**12,000**	**9,990**	<2,640	<6,600	<660	**21,700**	<660	**6,210**	<660	<660	**649,000**	**228,000**	**70,200**	**823,000**	**596,000**	**228,000**
92583764	RW-108 (36-38)_20220120	RW-108	01/20/2022	**74.2**	**28.3**	**9.0**	**111**	<150	**256**	**141J**	**194**	<7.5	<7.5	<7.5	<7.5	<15	<7.5	<7.5	<7.5	<7.5	**48.7**	**1,090**	**118**	<7.5	<30.0	**112**	<7.5	**401**	**510**	**44.4**	<7.5	<7.5	**2,730**	**3,070**	**911**	**5,570**	**3,940**	**1,630**
92583764	RW-108 (50-51)_20220120*	RW-108	01/20/2022	**205**	**38.6**	**14.7**	**259**	<326	**1,270**	<326	**293**	<16.3	<16.3	<16.3	<16.3	<32.6	<16.3	<16.3	<16.3	<16.3	**161**	**2,780**	<16.3	**222**	<65.3	<163	<16.3	**577**	**959**	<16.3	<16.3	<16.3	**10,300**	**5,140**	**1,570**	**13,500**	**9,790**	**3,740**
92584586	RW-109 (10-12)_20220125	RW-109	01/25/2022	**76.0**	**35.4**	<4.3	**115**	<169	**97.1**	<169	**10.0**	<8.4	<8.4	<8.4	<8.4	<16.9	<8.4	<8.4	<8.4	<8.4	**15.9**	**70.9**	<8.4	**10.3**	<33.8	<84.4	<8.4	**17.7**	**30.1**	<8.4	<8.4	<8.4	**410**	**166**	**54.7**	**376**	**247**	**129**
92584586	RW-109 (50-52)_20220125*	RW-109	01/25/2022	**2,070**	**424**	**262**	**2,760**	<5,220	**24,200**	<5,220	**3,610**	<261	<261	<261	<261	<522	<261	<261	<261	<261	**813**	**49,600**	**3,700**	**3,140**	<1,040	**2,220J**	<261	**8,470**	**14,400**	**1,830**	<261	<261	**200,000**	**79,000**	**23,400**	**242,000**	**175,000**	**66,800**
92585143	RW-110 (12-14)_20220126	RW-110	01/26/2022	<3.8	<3.8	<3.8	<3.8	<156	**14.1**	<156	**32.4**	<7.8	<7.8	<7.8	<7.8	<15.6	<7.8	<7.8	<7.8	<7.8	<7.8	**80.7**	<7.8	**24.3**	<31.2	<78.0	<7.8	**148**	**53.9**	**5.5J**	<7.8	<7.8	**154**	**398**	**119**	**444**	**293**	**151**
92585143	RW-110 (54-56)_20220126*	RW-110	01/26/2022	<3.1	<3.1	<3.1	<3.1	<150	**23.2**	<150	<7.5	<7.5	<7.5	<7.5	<7.5	<15	<7.5	<7.5	<7.5	<7.5	<7.5	**30.0**	<7.5	<7.5	<30.1	<75.2	<7.5	**10.0**	<7.5	<7.5	<7.5	<7.5	**153**	**60.9**	**16.7**	**157**	**113**	**44.1**
92585143	RW-111 (26-28)_20220127	RW-111	01/27/2022	<3.9	<3.9	<3.9	<3.9	<145	**48.9**	<145	<7.2	<7.2	<7.2	<7.2	<7.2	<14.5	<7.2	<7.2	<7.2	<7.2	**8.6**	<7.2	<7.2	<7.2	<29.0	<72.5	<7.2	<7.2	<7.2	<7.2	<7.2	<7.2	**73.4**	<7.2	<7.2	**25.6**	**16.1**	**9.5**
92585143	RW-111 (46-47)_20220128*	RW-111	01/28/2022	**34.6**	**4.0**	<2.9	**39.5**	**51.0J**	**502**	**209**	**38.2**	<5.2	<5.2	<5.2	<5.2	<10.4	<5.2	<5.2	<5.2	<5.2	**76.2**	**495**	**36.6**	**31.0**	<20.9	<52.2	<5.2	**50.4**	**144**	<5.2	<5.2	<5.2	**2,370**	**725**	**220**	**2,330**	**1,700**	**630**
92585744	RW-112 (38-40)_20220131	RW-112	01/31/2022	**7,350**	**2,710**	**1,470**	**11,500**	<8,090	**10,000**	<8,090	<405	<405	<405	<405	<405	<809	<405	<405	<405	<405	**768**	**118,000**	<405	<405	<1,620	<4,050	<405	**39,000**	**43,500**	<405	<405	<405	**272,000**	**272,000**	**86,900**	**598,000**	**418,000**	**180,000**
92585744	RW-112 (70-72)_20220201*	RW-112	02/01/2022	**81.6**	**23.1**	**12.8**	**117**	<163	**99.9**	<163	<8.2	<8.2	<8.2	<8.2	<8.2	<16.3	<8.2	<8.2	<8.2	<8.2	<8.2	**1,730**	<8.2	**220**	<32.6	<81.5	<8.2	**395**	**732**	<8.2	<8.2	<8.2	**3,150**	**4,060**	**1,360**	**8,580**	**6,260**	**2,330**
92586236	MW07R (52-54)_20220203*	MW-07R	02/03/2022	<3.4	<3.4	<3.4	<3.4	<143	<7.1	<143	<7.1	<7.1	<7.1	<7.1	<7.1	<14.3	<7.1	<7.1	<7.1	<7.1	<7.1	<7.1	<7.1	<7.1	<28.5	<71.4	<7.1	<7.1	<7.1	<7.1	<7.1	<7.1	<7.1	<7.1	**6.4J**	**6.4J**	<7.1
92587904	MW-25R (60-62)_20220209*	MW-25R	02/09/2022	**29.6**	**21.9**	**10.1**	**61.5**	<112	**16.4**	<112	**16.8**	<5.6	<5.6	<5.6	<5.6	<11.2	<5.6	<5.6	<5.6	<5.6	<5.6	**129**	**16.3**	**31.0**	<22.3	<55.8	<5.6	**23.8**	**54.6**	**5.0J**	<5.6	<5.6	**323**	**269**	**85.8**	**785**	**578**	**207**
92590187	RW-113 (32-34)_20220222*	RW-113	02/22/2022	**2,480**	**1,680**	**1,120**	**5,280**	**2,630J**	**1,050**	<5,860	**7,870**	<293	<293	<293	<293	<586	<293	<293	<293	<293	**209J**	**38,700**	<293	**7,450**	<1,170	<2,930	<293	**20,700**	**21,900**	<293	<293	<293	**51,100**	**142,000**	**43,200**	**237,000**	**158,000**	**78,800**
92590187	RW-114 (34-36)_20220222*	RW-114	02/23/2022	**7,230**	**3,000**	**1,540**	**11,800**	<6,730	**12,200**	<6,730	**12,100**	<337	<337	<337	<337	<673	<337	<337	<337	<337	**767**	**102,000**	**11,300**	**10,900**	<1,350	<3,370	<337	**29,800**	**41,200**	<337	<337	<337	**278,000**	**240,000**	**73,300**	**594,000**	**416,000**	**179,000**
92590187	RW-114 (46-46.5)_20220222*	RW-114	02/24/2022	**11.3**	**17.7**	**10.0**	**39.1**	**999**	<7.8	**278**	<7.8	<7.8	<7.8	<7.8	<7.8	<15.5	<7.8	<7.8	<7.8	<7.8	<7.8	<7.8	<7.8	<7.8	<31.1	<77.7	**9.9**	<7.8	<7.8	<7.8	<7.8	<7.8	**9.8**	<7.8	<7.8	<15.5	<15.5	<7.8
92590187	RW-115 (26-28)_20220222	RW-115	02/24/2022	**113**	**105**	**89.7**	**308**	**234**	**56.9**	<126	**305**	<6.3	<6.3	<6.3	<6.3	<12.6	<6.3	<6.3	<6.3	<6.3	**34.4**	**362**	<6.3	<6.3	<25.2	<63.1	<6.3	**772**	**442**	<6.3	<6.3	<6.3	**411**	**3,580**	**1,090**	**2,650**	**1,620**	**1,030**
92590187	RW-115 (38-38.5)_20220222*	RW-115	02/24/2022	**4.5**	<3.2	<3.2	**7.8**	<110	**74.7**	<110	**21.7**	<5.5	<5.5	<5.5	<5.5	<11.0	<5.5	<5.5	<5.5	<5.5	**9.0**	**102**	<5.5	**15.8**	<22.0	<55.1	<5.5	**38.0**	**54.8**	**2.8J**	<5.5	<5.5	**314**	**289**	**89.9**	**603**	**440**	**163**
92591604	RW-116 (38-40)_20220303	RW-116	03/03/2022	<3.4	**19.6**	**10.7**	**31.1**	**58.3J**	<5.8	**39.2J**	<5.8	<5.8	<5.8	<5.8	<5.8	<11.6	<5.8	<5.8	<5.8	<5.8	<5.8	<5.8	<5.8	<5.8	<23.2	<58.1	<5.8	**19.4**	<5.8	<5.8	<5.8	<5.8	**15.2**	**4.4J**	<11.6	<11.6	<5.8
92591604	RW-116 (42-44)_20220303*	RW-116	03/03/2022	**69.6**	**131**	**94.4**	**295**	**465**	<5.8	**139**	**385**	**87.8**	<5.8	**14.2**	<5.8	<11.5	<5.8	<5.8	<5.8	<5.8	<5.8	**67.0**	<5.8	**271**	<23.1	**421**	<5.8	**1,870**	**181**	<5.8	<5.8	<5.8	**5.7J**	**1,720**	**527**	**466**	**329**	**136**
92594376	MW-98 (28-30)_20220317	MW-98	03/17/2022	<3.3	<3.3	<3.3	<3.3	<131	<6.6	<131	<6.6	<6.6	<6.6	<6.6	<6.6	**9.2J**	<6.6	<6.6	<6.6	<6.6	<6.6	<6.6	<6.6	<6.6	<26.3	<65.6	<6.6	<6.6	<6.6	<6.6	<6.6	<6.6	<6.6	<6.6	<6.6	<13.1	<13.1	<6.6
92594376	MW-98 (36-38)_20220317*	MW-98	03/17/2022	<3.4	<3.4	<3.4	<3.4	<140	<7.0	<140	<7.0	<7.0	<7.0	<7.0	<7.0	**9.1J**	<7.0	<7.0	<7.0	<7.0	<7.0	<7.0	<7.0	<7.0	<28	<70.1	<7.0	<7.0	<7.0	<7.0	<7.0	<7.0	<7.0	<7.0	<7.0	<14.0	<14.0	<7.0
92595652	RW-117 (22-24)_20220323	RW-117	03/23/2022	**9.6**	**212**	**176**	**398**	**752**	**27.2**	<316	**1,520**	**230**	<15.8	<15.8	<15.8	<31.6	<15.8	<15.8	<15.8	<15.8	**43.2**	<15.8	**941**	**312**	<158	<15.8	**6,470**	**524**	<15.8	<15.8	<15.8	**52.8**	**10,400**	**2,380**	**512**	**242**	**270**
92595652	RW-117 (32-34)_20220323*	RW-117	03/23/2022	**17,300**	**6,850**	**2,840**	**27,000**	<37,600	**136,000**	<37,600	**29,600**	**7,490**	<1,880	<1,880	<1,880	<3,760	<1,880	<1,880	<1,880	<1,880	**3,740**	**315,000**	**28,700**	**26,000**	<7,530	**22,400**	<1,880	**72,600**	**104,000**	<1,880	<1,880	<1,880	**1,270,000**	**602,000**	**172,000**	**1,760,000**	**1,260,000**	**506,000**
92595652	RW-118 (24-26)_20220324	RW-118	03/24/2022	**535**	**2,560**	**1,260**	**4,350**	<7,390	<370	<7,390	**13,100**	**4,420**	<370	**437**	<370	<739	<370	<370	<370	<370	**<370**	**52,600**	**15,300**	**12,400**	**3,380**	**5,600**	<370	**29,400**	**60,300**	<370	<370	<370	**4,390**	**301,000**	**91,100**	**480,000**	**305,000**	**175,000**
92595652	RW-118 (32-34)_20220324*	RW-118	03/24/2022	**416**	**421**	**213**	**1,050**	<1,010	**51**	<1,010	**2,200**	**588**	<50.6	**65.4**	<50.6	<101	<50.6	<50.6	<50.6	<50.6	**<50.6**	**13,600**	**1,710**	**1,960**	**630**	**1,950**	<50.6	**6,240**	**6,190**	<50.6	<50.6	<50.6	**26,400**	**40,200**	**11,400**	**80,900**	**55,400**	**25,500**
92595754	RW-119 (22-24)_20220328	RW-119	03/28/2022	**140**	**342**	**232**	**714**	**604J**	**65.7J**	<1,490	**3,400**	<74.7	<74.7	**60.7J**	<74.7	<149	<74.7	<74.7	<74.7	<74.7	**<74.7**	**3,480**	<74.7	**2,760**	**649**	**901**	<74.7	**10,400**	**5,570**	<74.7	<74.7	<74.7	**1,750**	**50,400**	**13,600**	**28,900**	**17,800**	**11,100**
92595754	RW-119 (28-30)_20220328	RW-119	03/28/2022	**435**	**371**	**204**	**1,010**	<1,100	**149**	<1,100	**1,390**	<54.8	<54.8	<54.8	<54.8	<110	<54.8	<54.8	<54.8	<54.8	**<54.8**	**5,170**	**894**	**1,260**	**329**	**414J**	<54.8	**4,960**	**3,340**	<54.8	<54.8	<54.8	**6,960**	**24,500**	**6,700**	**33,000**	**21,900**	**11,100**
92547162	AS-21 (18-20)_20210630	AS-21	06/30/2021	**14.1**	**7.3**	<4.4	**22.9**	<156	<7.8	<156	<7.8	<7.8	<7.8	<7.8	<7.8	<15.6	<7.8	<7.8	<7.8	<7.8	<7.8	<7.8	<7.8	<7.8	<31.2	<77.9	<7.8	<7.8	<7.8	<7.8	<7.8	<7.8	<7.8	<7.8	<7.8	<15.6	<15.6	<7.8
92547162	AS-22 (18-20)_20210630	AS-22	06/30/2021	<4.9	<4.9	<4.9	**6.8**	<168	<8.4	<168	<8.4	<8.4	<8.4	<8.4	<8.4	<16.8	<8.4	<8.4	<8.4	<8.4	<8.4	<8.4	<8.4	<8.4	<33.6	<84.1	<8.4	<8.4	<8.4	<8.4	<8.4	<8.4	<8.4	<8.4	<8.4	<16.8	<16.8	<8.4
92546499	Whitby SB-17 (25-27')*	PV-17	06/25/2021	**6,250**	**3,400**	**1,500**	**11,200**	<9,740	**5,740**	<9,740	**13,200**	<487	<487	<487	<487	<974	<487	<487	<487	<487	**97,300**	<487	**13,500**	<1,950	<4,870	<487	**36,900**	<487	<487	<487	<487	**186,000**	**299,000**	**78,500**	**531,000**	**373,000**	**158,000**
92546573	Whitby-SB-17B (25-27')*	PV-17	06/25/2021	<3.5	<3.5	<3.5	<3.5	<135	<6.8	<135	<6.8	<6.8	<6.8	<6.8	<6.8	<13.5	<6.8	<6.8	<6.8	<6.8	<6.8	<6.8	<6.8	<6.8	<27	<67.6	<6.8	<6.8	<6.8	<6.8	<6.8	<6.8	**6.1J**	<6.8	<6.8	<13.5	<13.5	<6.8
92547162	PV-17 (20-22)_20210630	PV-17	06/30/2021	**37.4**	**13.6**	<4.0	**53.8**	<160	<8.0	<160	<8.0	<8.0	<8.0	<8.0	<8.0	<16.0	<8.0	<8.0	<8.0	<8.0	<8.0	<8.0	<8.0	<8.0	<32	<80.1	<8.0	<8.0	<8.0	<8.0	<8.0	<8.0	<8.0	<8.0	<8.0	<16.0	<16.0	<8.0
Soil Delineation Samples (Area A)																																						
92543915	BA2 (0.75'-2.00')	NA	06/10/2021	<6.6	<6.6	<6.6	<6.6	<148	<7.4	<148	<7.4	<7.4	<7.4	<7.4	<7.4	<14.8	<7.4	<7.4	<7.4	<7.4	<7.4	<7.4	<7.4	<7.4	<29.7	<74.1	<7.4	<7.4	<7.4	<7.4	<7.4	<7.4	**25.0**	**5.8J**	<7.4	**33.5**	**26.3**	**7.1J**
92543915	BA2 (18'-20')	NA	06/10/2021	**18.7**	<5.0	<5.0	**19.7**	<175	**7.2J**	<175	<8.7	<8.7	<8.7	<8.7	<8.7	<17.5	<8.7	<8.7	<8.7	<8.7	<8.7	<8.7	<8.7	<8.7	<34.9	<87.3	<8.7	<8.7	<8.7	<8.7	<8.7	<8.7	**28.2**	<8.7	<8.7	**15.1J**	**15.1J**	<8.7
92543943	BA2(32-34')*	NA	06/10/2021	**1,390**	**1,190**	**322**	**2,580**	**1,980**	**1,320**	<1,860	**2,600**	<93.2	<93.2	**57.4J**	<93.2	<186	<93.2	<93.2	<93.2	<93.2	**<93.2**	**19,600**	**2,120**	**2,410**	<373	<932	<93.2	**6,600**	<93.2	<93.2	<93.2	<93.2	**34,500**	**48,300**	**13,300**	**108,000**	**75,100**	**33,100**
92543915	BB2 (0.75'-2.00')	NA	06/10/2021	**8.6**	**5.5**	<5.1	**14.1**	<183	**142**	<183	**15.7**	<9.1	<9.1	<9.1	<9.1	<18.3	<9.1	<9.1	<9.1	<9.1	**5.2J**	**394**	**23.0**	**13.9**	<36.6	<91.4	<9.1	**51.4**	<9.1	<9.1	<9.1	<9.1	**1,610**	**436**	<9.1	**1,980**	**1,390**	**595**
92543915	BB2 (10.0'-12.0')	NA	06/10/2021	<5.5	<5.5	<5.5	<5.5	<228	<11.4	<228	<11.4	<11.4	<11.4	<11.4	<11.4	<22.8	<11.4	<11.4	<11.4	<11.4	<11.4	**12.7**	<11.4	<11.4	<45.7	<114	<11.4	<11.4	<11.4	<11.4	<11.4	<11.4	**58.5**	**17.3**	<11.4	**88.8**	**64.1**	**24.7**
92543943	BB2(40-42')*	NA	06/10/2021	**12,100**	**9,720**	**2,860**	**21,800**	<7,170	**4,750**	<7,170	**10,000**	<359	<359	<359	<359	<717	<359	<359	<359	<359	**669**	**66,600**	**8,220**	**9,330**	<1,430	<3,590	<359	**27,400**	<359	<359	<359	<359	**125,000**	**216,000**	**52,200**	**393,000**	**271,000**	**122,000**
92543915	BB3 (0.75'-2.00')	NA	06/10/2021	<4.8	<4.8	<4.8	<4.8	<209	<10.5	<209	<10.5	<10.5	<10.5	<10.5	<10.5	<20.9	<10.5	<10.5	<10.5	<10.5	<10.5	<10.5	<10.5	<10.5	<41.9	<105	<10.5	<10.5	<10.5	<10.5	<10.5	<10.5	**11.0**	<10.5	<10.5	<20.9	<20.9	<10.5
92543915	BB3 (32'-34')	NA	06/10/2021	<3.8	<3.8	<3.8	<3.8	<135	**64.8**	**59.0J**	<6.7	<6.7	<6.7	<6.7	<6.7	<13.5	<6.7	<6.7	<6.7	<6.7	**22.9**	**30.2**	<6.7	<6.7	<27.0	<67.4	<6.7	**32.3**	<6.7	<6.7	<6.7	<6.7	**232**	**74.1**	**19.7**	**184**	**124**	**59.8**
92544158	AA2 (0-2')_20210614	NA	06/14/2021	**4.8**	<4.0	<4.0	**8.7**	<166	<8.3	<166	<8.3	<8.3	<8.3	<8.3	<8.3	<16.6	<8.3	<8.3	<8.3	<8.3	<8.3	<8.3	<8.3	<8.3	<33.1	<82.8	<8.3	<8.3	<8.3	<8.3	<8.3	<8.3	**10.1**	<8.3	<8.3	<16.6	<16.6	<8.3
92544158	AA2 (16-18')_20210614	NA	06/14/2021	<4.4	<4.4	<4.4	**5.7**	<164	**5.3J**	<164	<8.2	<8.2	<8.2	<8.2	<8.2	<16.4	<8.2	<8.2	<8.2	<8.2	<8.2	<8.2	<8.2	<8.2	<32.9	<82.1	<8.2	<8.2	<8.2	<8.2	<8.2	<8.2	**43.5**	**8.4**	<8.2	**33.8**	**26.5**	**7.3J**
92544157	AA2 (34-36')_20210614*	NA	06/14/2021	**8,410**	**3,990**	**1,290**	**12,400**	<14,200	**55,400**	<14,200	<712	<712	<712	<712	<712	<1420	<712	<712	<712	<712	<712	**143,000**	**10,800**	**9,390**	<2,850	<7,120	<712	**22,100**	<712	<712	<712	**945**	**496,000**	**211,000**	<712	**710,000**	**513,000**	**197,000**
92544158	AA3 (0-2')_20210614	NA	06/14/2021	**15.1**	**5.7**	<4	**20.8**	<153	**47.1**	<153	<7.7	<7.7	<7.7	<7.7	<7.7	<15.3	<7.7	<7.7	<7.7	<7.7	**8.5**	**20.7**	<7.7	<7.7	<30.6	<76.6	<7.7	**13.9**	<7.7	<7.7	<7.7	<7.7	**174**	**35.8**	<7.7	**143**	**87.7**	**55.2**
92544158	AA3 (12-14')_20210614	NA	06/14/2021	**279**	**135**	**40.7**	**414**	<9,420	**22,900**	<9,420	<471	<471	<471	<471	<471	<942	<471	<471	<471	<471	<471	**72,400**	<471	**5,690**	<1,880	<4,710	<471	**15,700**	<471	<471	<471	<471	**262,000**	**139,000**	**41,500**	**390,000**	**282,000**	**108,000**
92544816	AA8 12-14 _20210616	NA	06/16/2021	**42.4**	**103**	**40.0**	**146**	**62.9J**	**322**	<135	**151**	<6.7	<6.7	<6.7	<6.7	<13.5	<6.7	<6.7	<6.7	<6.7	**20.3**	**288**	**43.5**	**106**	**82.0**	<67.4	<6.7	**305**	**177**	<6.7	<6.7	<6.7	**1,650**	**2,080**	**505**	**2,170**	**1,430**	**742**
92544158	AB2 (0-2')_20210614	NA	06/14/2021	<3.9	<3.9	<3.9	**4.1**	<157	**36.2**	<157	<7.8	<7.8	<7.8	<7.8	<7.8	<15.7	<7.8	<7.8	<7.8	<7.8	<7.8	**21.8**	<7.8	<7.8	<31.3	<78.3	<7.8	<7.8	<7.8	<7.8	<7.8	<7.8	**199**	**13.7**	<7.8	**113**	**82.6**	**30.0**
92544158	AB2 (20-22')_20210614	NA	06/14/2021	**13,100**	**4,760**	**1,560**	**17,900**	<20,100	**97,000**	<20,100	<1,010	<1,010	<1,010	<1,010	<1,010	<2010	<1010	<1,010	<1010	<1,010	**228,000**	**17,300**	**14,600**	<4,030	<10,100	**556J**	**40,900**	<1,010	<1,010	<1,010	<1,010	**880,000**	**363,000**	**105,000**	**1,100,000**	**797,000**	**306,000**
92544157	AB2 (32-34')_20210614	NA	06/14/2021	**9,530**	**3,070**	**1,000**	**12,600**	<12,800	**58,400**	<12,800	<638	<638	<638	<638	<638	<1280	<638	<638	<638	<638	**137,000**	**10,300**	**9,360**	<2,550	<6,380	<638	**21,100**	<638	<638	<638	<638	**493,000**	**209,000**	**60,500**	**667,000**	**485,000**	**183,000**
92544080	BA3 (0-2')_20210611	NA	06/11/2021	<4.2	<4.2	<4.2	<4.2	<165	<8.3	<165	<8.3	<8.3	<8.3	<8.3	<8.3	<16.5	<8.3	<8.3	<8.3	<8.3	<8.3	<8.3	<8.3	**23.9**	<33	<82.6	<8.3	<8.3	<8.3	<8.3	<8.3	<8.3	**8.3**	<8.3	<8.3	<16.5	<16.5	<8.3
92544080	BA3 (22-24)_20210611	NA	06/11/2021	**2,560**	**1,440**	**355**	**4,010**	<3,

Table 2
Summary of Delineation Soil Sampling Results

Colonial Pipeline Company
2020-L1-SR2448
Huntersville, North Carolina

Lab Report	Sample ID	Well ID	Sample Date	MADEP VPH (mg/kg)				Volatile Organic Compounds (EPA 8260D) (µg/kg)																													
				Aliphatic (C05-C08)	Aliphatic (C09-C12)	Aromatic (C09-C10), Unadjusted	Total VPH	Acetone	Benzene	2-Butanone (MEK)	n-Butylbenzene	sec-Butylbenzene	tert-Butylbenzene	Chlorobenzene	Chloroform	Chloromethane	2-Chlorotoluene	4-Chlorotoluene	1,1-Dichloroethane	1,2-Dichloroethane	Diisopropyl ether	Ethylbenzene	Isopropylbenzene (Cumene)	p-Isopropyltoluene	Methylene Chloride	4-Methyl-2-pentanone (MIBK)	Methyl-tert-butyl ether	Naphthalene	n-Propylbenzene	Styrene	1,1,1,2-Tetrachloroethane	Tetrachloroethene	Toluene	1,2,4-Trimethylbenzene	1,3,5-Trimethylbenzene	Xylene (Total)	m&p-Xylene	o-Xylene
Soil-to-Water MSCCs				**68**	**540**	**31**	**NE**	**24,000**	**7.2**	**16,000**	**2,400**	**2,200**	**1,700**	**440**	**340**	**14**	**NE**	**280**	**30**	**1.9**	**320**	**8,000**	**1,300**	**120**	**23**	**420**	**85**	**200**	**1,400**	**900**	**4**	**5.0**	**5,400**	**6,600**	**6,600**	**6,000**	**NE**	**NE**
Residential MSCCs				**625**	**1,560**	**469**	**NE**	**14,000,000**	**12,000**	**9,380,000**	**782,000**	**1,560,000**	**1,560,000**	**312,000**	**21,000**	**51,000**	**NE**	**312,000**	**116,000**	**7,290**	**NE**	**60,300**	**1,560,000**	**1,560,000**	**93,800**	**1,250,000**	**156,000**	**5,500**	**1,560,000**	**3,120,000**	**25,200**	**93,800**	**1,250,000**	**156,000**	**156,000**	**3,120,000**	**NE**	**NE**
Industrial / Commercial MSCCs				**9,340**	**23,300**	**7,000**	**NE**	**210,000,000**	**59,400**	**140,000,000**	**11,600,000**	**23,300,000**	**23,300,000**	**4,670,000**	**105,000**	**251,000**	**NE**	**4,670,000**	**573,000**	**35,900**	**2,330,000**	**297,000**	**23,300,000**	**23,300,000**	**1,400,000**	**18,600,000**	**1,810,000**	**27,000**	**23,300,000**	**46,700,000**	**125,000**	**1,400,000**	**18,600,000**	**2,330,000**	**2,330,000**	**46,700,000**	**NE**	**NE**
92544080	BB4 (0-2)_20210611	NA	06/11/2021	**21**	**9.2**	<4.4	**30.3**	<168	**327**	<168	<8.4	<8.4	<8.4	<8.4	<8.4	<16.8	<8.4	<8.4	<8.4	<8.4	<8.4	**98.8**	<8.4	<8.4	<33.7	<84.1	<8.4	<8.4	<8.4	<8.4	<8.4	<8.4	**1,210**	**33.0**	<8.4	**443**	**321**	**122**
92544080	BB4 (18-20)_20210611	NA	06/11/2021	**182**	**175**	**64.7**	**357**	**1,670**	**25.8**	<144	**532**	<7.2	<7.2	**16.2**	<7.2	<14.4	<7.2	<7.2	<7.2	<7.2	**13.3**	**780**	<7.2	<7.2	<28.9	<72.2	<7.2	**1,470**	<7.2	**45.9**	<7.2	<7.2	**625**	**5,590**	**1,630**	**4,720**	**3,130**	**1,590**
92544080	BB5 (0-2)_20210611	NA	06/11/2021	**4.7**	**7.0**	<4.4	**11.7**	<172	<8.6	<172	<8.6	<8.6	<8.6	<8.6	<8.6	<17.2	<8.6	<8.6	<8.6	<8.6	<8.6	<8.6	<8.6	<8.6	<34.3	<85.8	<8.6	<8.6	<8.6	<8.6	<8.6	<8.6	**10.9**	<8.6	<8.6	<17.2	<17.2	<8.6
92544080	BB5 (16-19)_20210611	NA	06/11/2021	**5,120**	**3,540**	**984**	**8,660**	**6,460**	**8,980**	<4,350	<217	<217	<217	**246**	<217	<435	<217	<217	<217	<217	<217	**66,300**	<217	**7,230**	<869	<2,170	<217	**21,400**	<217	<217	<217	<217	**164,000**	**159,000**	**46,700**	**342,000**	**242,000**	**100,000**
92544080	BB6 (0-2)_20210611	NA	06/11/2021	**4.0**	**4.6**	<3.5	**8.6**	<135	<6.7	<135	<6.7	<6.7	<6.7	<6.7	<6.7	<13.5	<6.7	<6.7	<6.7	<6.7	<6.7	<6.7	<6.7	<6.7	<26.9	<67.3	<6.7	<6.7	<6.7	<6.7	<6.7	<6.7	**10.9**	<6.7	<6.7	<13.5	<13.5	<6.7
92544080	BB6 (14-16)_20210611	NA	06/11/2021	**164**	**139**	**54**	**304**	<153	**45.1**	<153	<7.7	<7.7	<7.7	<7.7	<7.7	<15.3	<7.7	<7.7	<7.7	<7.7	<7.7	**436**	**119**	<7.7	<30.6	<76.6	<7.7	**562**	<7.7	<7.7	<7.7	<7.7	**637**	**4,060**	**1,090**	**3,210**	**2,240**	**971**
92544080	BB7 (0-2')_20210612	NA	06/12/2021	<3.6	<3.6	<3.6	**5.4**	<147	**8.8**	<147	<7.4	<7.4	<7.4	<7.4	<7.4	<14.7	<7.4	<7.4	<7.4	<7.4	<7.4	**14.0**	<7.4	**103**	<29.5	<73.7	<7.4	<7.4	<7.4	**124**	<7.4	<7.4	**100**	**15.0**	**3.8J**	**82.1**	**62.3**	**19.8**
92544080	BB7 (16-18')_20210612	NA	06/12/2021	**623**	**748**	**243**	**1,370**	<1020	**809**	<1,020	<50.9	<50.9	<50.9	**43.6J**	<50.9	<102	<50.9	<50.9	<50.9	<50.9	<50.9	**10,400**	<50.9	**2,100**	<204	<509	<50.9	**6,880**	<50.9	<50.9	<50.9	<50.9	**17,400**	**41,300**	**11,800**	**57,300**	**39,100**	**18,100**
92544080	BB8 (0-2')_20210612	NA	06/12/2021	<3.6	<3.6	<3.6	**5.2**	**59.9J**	<8.5	<170	<8.5	<8.5	<8.5	<8.5	<8.5	<17	<8.5	<8.5	<8.5	<8.5	<8.5	<8.5	<8.5	<8.5	<33.9	<84.8	<8.5	<8.5	<8.5	<8.5	<8.5	<8.5	**4.6J**	<8.5	<8.5	<17	<17	<8.5
92544080	BB8 (22-24')_20210612	NA	06/12/2021	**15.4**	**369**	**191**	**385**	<857	<42.9	<857	<42.9	<42.9	<42.9	**50.2**	<42.9	<85.7	<42.9	<42.9	<42.9	<42.9	<42.9	**44.1**	<42.9	**4,570**	<171	<429	<42.9	**33,800**	<42.9	<42.9	<42.9	<42.9	**142**	**32,900**	**5,350**	**393**	**261**	**132**
92544833	AA6 0-2_20210616	NA	06/16/2021	**391**	**624**	**222**	**1,010**	**9,390**	**2,140**	<3,000	<150	<150	<150	**105J**	<150	<300	<150	<150	<150	<150	**1,740**	**7,540**	<150	**4,200**	<599	<1,500	<150	**15,600**	<150	<150	<150	<150	**27,200**	**84,900**	**30,600**	**285,000**	**175,000**	**109,000**
92544833	AA6 2-4_20210616	NA	06/16/2021	**24,200**	**7,880**	**1,820**	**32,100**	<13,200	**67,500**	<13,200	<658	<658	<658	<658	<658	<1320	<658	<658	<658	<658	**29,500**	**192,000**	**9,160**	<658	<2,630	<6,580	<658	**28,800**	<658	<658	<658	<658	**482,000**	**175,000**	**52,800**	**1,040,000**	**751,000**	**285,000**
92544833	AA8 0-2_20210616	NA	06/16/2021	**5.1**	**10.4**	**5.1**	**15.4**	**41.7J**	**71.5**	<128	<6.4	<6.4	<6.4	<6.4	<6.4	<12.8	<6.4	<6.4	<6.4	<6.4	<6.4	**48.4**	<6.4	**192**	<25.6	<63.9	<6.4	<6.4	<6.4	<6.4	<6.4	<6.4	**472**	**31.8**	<6.4	**222**	**174**	**48**
92544833	AA8 32-33_20210616*	NA	06/16/2021	**2,910**	**1,700**	**503**	**4,610**	<2,650	**5,170**	<2,650	<132	<132	<132	<132	<132	<265	<132	<132	<132	<132	<132	**33,900**	**2,930**	**2,520**	<530	<1,320	<132	**10,600**	<132	<132	<132	<132	**93,700**	**71,300**	<132	**174,000**	**122,000**	**51,300**
92544833	AB6 0-2_20210616	NA	06/16/2021	**2,850**	**1,110**	**310**	**3,960**	<1,360	**4,590**	<1,360	**1,130**	<67.9	<67.9	<67.9	<67.9	<136	<67.9	<67.9	<67.9	<67.9	**2,150**	**17,800**	**1,170**	**1,010**	<272	<679	<67.9	**3,380**	<67.9	<67.9	<67.9	<67.9	**36,800**	**23,200**	<67.9	**99,900**	**71,800**	**28,100**
92544833	AB6 2-4_20210616	NA	06/16/2021	**11,600**	**5,560**	**1,540**	**17,200**	<14,200	**42,400**	<14,200	<709	<709	<709	<709	<709	<1420	<709	<709	<709	<709	**5,800**	**150,000**	**10,200**	**8,550**	<2,830	<7,090	<709	**22,600**	<709	<709	<709	<709	**424,000**	**187,000**	<709	**789,000**	**566,000**	**224,000**
92544833	AB6 28-30_20210616*	NA	06/16/2021	**6,440**	**3,270**	**878**	**9,710**	<9,760	**26,800**	<9,760	**6,470**	<488	<488	<488	<488	<976	<488	<488	<488	<488	**5,060**	**114,000**	**7,310**	**5,830**	<1,950	<4,880	<488	**18,000**	<488	<488	<488	<488	**312,000**	**139,000**	<488	**596,000**	**425,000**	**171,000**
92544833	AB7 0-2_20210616	NA	06/16/2021	<3.4	<3.4	<3.4	<3.4	<138	**116**	<138	<6.9	<6.9	<6.9	<6.9	<6.9	<13.8	<6.9	<6.9	<6.9	<6.9	**4.1J**	**8.4**	<6.9	<6.9	<27.6	<69	<6.9	<6.9	<6.9	<6.9	<6.9	<6.9	**240**	<6.9	**3.6J**	**40.8**	**32.3**	**8.5**
92544833	AB7 16-18_20210616	NA	06/16/2021	**10,100**	**5,690**	**1,610**	**15,800**	<13,100	**43,300**	<13,100	**9,260**	<656	<656	<656	<656	<1310	<656	<656	<656	<656	<656	**132,000**	**10,400**	**8,620**	<2,630	<6,560	<656	**26,300**	<656	<656	<656	<656	**464,000**	**211,000**	<656	**650,000**	**464,000**	**186,000**
92544833	AB7 32-34_20210616*	NA	06/16/2021	**13,300**	**6,030**	**1,810**	**19,300**	<15,200	**50,300**	<15,200	**12,500**	<758	<758	<758	<758	<1520	<758	<758	<758	<758	<758	**167,000**	**13,100**	**10,900**	<3,030	<7,580	<758	**34,900**	<758	<758	<758	<758	**609,000**	**281,000**	**81,700**	**815,000**	**582,000**	**233,000**
92544833	AB8 0-2_20210616	NA	06/16/2021	**3.5**	**3.7**	<3.2	**7.2**	<119	**6.2**	<119	<6	<6	<6	<6	<6	<11.9	<6	<6	<6	<6	<6	<6	<6	<6	<23.8	<59.6	<6	<6	<6	<6	<6	<6	**29.7**	<6	<6	**11.1J**	**11.1J**	<6
92544833	AB8 12-14_20210616	NA	06/16/2021	<3.3	<3.3	<3.3	<3.3	**87.6J**	**33.4**	<133	<6.6	<6.6	<6.6	<6.6	<6.6	<13.3	<6.6	<6.6	<6.6	<6.6	**6.8**	**20.9**	<6.6	<6.6	<26.6	<66.4	<6.6	**29.1**	<6.6	<6.6	<6.6	<6.6	**189**	**43.3**	**10.5**	**119**	**86.0**	**33.1**
92544833	AB8 36-38_20210616*	NA	06/16/2021	**17,300**	**5,590**	**1,590**	**22,900**	<46,300	**181,000**	<46,300	<2,320	<2,320	<2320	<2,320	<2320	<4630	<2,320	<2,320	<2320	<2,320	**6,940**	**150,000**	**7,340**	<2,320	<9,260	<23,200	<2,320	**27,500**	<2,320	<2,320	<2320	<2320	**1,050,000**	**158,000**	<2,320	**733,000**	**510,000**	**223,000**
92545117	AA7 0-2_20210617	NA	06/17/2021	<4.0	<4.0	<4.0	<4.0	<145	**10.9**	<145	<7.2	<7.2	<7.2	<7.2	<7.2	<14.5	<7.2	<7.2	<7.2	<7.2	<7.2	**17.5**	<7.2	<7.2	<29	<72.4	<7.2	<7.2	<7.2	<7.2	<7.2	<7.2	**99.8**	<7.2	<7.2	**70.8**	**57.3**	**13.5**
92545117	AA7 8-10_20210617	NA	06/17/2021	**805**	**653**	**366**	**1,820**	**3,720**	**458**	<800	**2,210**	<40	<40	**49.0**	<40	<80	<40	<40	<40	<40	<40	**8,160**	<40	**1,950**	<160	<400	<40	**6,400**	<40	<40	<40	<40	**11,800**	**37,200**	**11,200**	**46,800**	**31,500**	**15,300**
92546391	BA9 0-2_20210623	NA	06/23/2021	<3.4	<3.4	<3.4	<3.4	<145	<7.2	<145	<7.2	<7.2	<7.2	<7.2	<7.2	<14.5	<7.2	<7.2	<7.2	<7.2	<7.2	<7.2	<7.2	<7.2	<28.9	<72.3	<7.2	<7.2	<7.2	<7.2	<7.2	<7.2	<7.2	<7.2	<7.2	<14.5	<14.5	<7.2
92546391	BA9 6-8_20210623	NA	06/23/2021	<4.0	<4.0	<4.0	**6.4**	<142	<7.1	<142	<7.1	<7.1	<7.1	<7.1	<7.1	<14.2	<7.1	<7.1	<7.1	<7.1	<7.1	**6.3J**	<7.1	<7.1	<28.3	<70.8	<7.1	<7.1	<7.1	<7.1	<7.1	<7.1	**18.9**	<7.1	<7.1	**21.7**	**15.2**	**6.4J**
92546391	BB9 0-2_20210623	NA	06/23/2021	<2.5	<2.5	<2.5	<2.5	<106	<5.3	<106	<5.3	<5.3	<5.3	<5.3	<5.3	<10.6	<5.3	<5.3	<5.3	<5.3	<5.3	<5.3	<5.3	<5.3	<21.1	<52.9	<5.3	<5.3	<5.3	<5.3	<5.3	<5.3	<5.3	<5.3	<5.3	<10.6	<10.6	<5.3
92546391	BB9 22-24_20210623	NA	06/23/2021	**4,540**	**1,550**	**767**	**6,870**	**4,380J**	**5,170**	<6,410	<320	<320	<320	**193J**	<320	<641	<320	<320	<320	<320	<320	**94,700**	<320	**7,140**	<1,280	<3,200	<320	**18,100**	<320	<320	<320	<320	**251,000**	**167,000**	**50,100**	**463,000**	**335,000**	**128,000**
92546391	BC8 0-2_20210623	NA	06/23/2021	<3.6	<3.6	<3.6	<3.6	<139	<6.9	<139	<6.9	<6.9	<6.9	<6.9	<6.9	<13.9	<6.9	<6.9	<6.9	<6.9	<6.9	**6.8J**	<6.9	<6.9	<27.8	<69.4	<6.9	<6.9	<6.9	<6.9	<6.9	<6.9	**30.5**	<6.9	<6.9	**19.8**	**19.8**	<6.9
92546391	BC8 18-20_20210623	NA	06/23/2021	<3.3	<3.3	<3.3	<3.3	<130	<6.5	<130	<6.5	<6.5	<6.5	<6.5	<6.5	<13	<6.5	<6.5	<6.5	<6.5	<6.5	**6.5**	<6.5	<6.5	<26	<65	<6.5	<6.5	<6.5	<6.5	<6.5	<6.5	**31.2**	<6.5	<6.5	**24.9**	**17.6**	**7.3**
92546391	BC9 0-2_20210623	NA	06/23/2021	<2.7	<2.7	<2.7	<2.7	<113	<5.7	<113	<5.7	<5.7	<5.7	<5.7	<5.7	<11.3	<5.7	<5.7	<5.7	<5.7	<5.7	<5.7	<5.7	<5.7	<22.7	<56.6	<5.7	<5.7	<5.7	<5.7	<5.7	<5.7	<5.7	<5.7	<5.7	<11.3	<11.3	<5.7
92546391	BC9 20-22.5_20210623	NA	06/23/2021	<4.3	<4.3	<4.3	<4.3	<122	<6.1	<122	<6.1	<6.1	<6.1	<6.1	<6.1	<12.2	<6.1	<6.1	<6.1	<6.1	<6.1	<6.1	<6.1	<6.1	<24.3	<60.8	<6.1	<6.1	<6.1	<6.1	<6.1	<6.1	<6.1	<6.1	<6.1	<12.2	<12.2	<6.1
92546394	BC8 24-26_20210623	NA	06/23/2021	**2,280**	**1,960**	**846**	**5,090**	<7,260	**196J**	<7,260	**12,700**	<363	<363	**291J**	<363	<726	<363	<363	<363	<363	<363	**98,600**	**11,800**	**10,600**	<1,450	**8,570**	<363	**27,800**	**46,500**	<363	<363	<363	**69,100**	**247,000**	**73,700**	**526,000**	**370,000**	**156,000**
92546589	BA1 0-2_20210625	NA	06/25/2021	<3.4	<3.4	<3.4	**3.7**	<130	<6.5	<130	<6.5	<6.5	<6.5	<6.5	<6.5	<13	<6.5	<6.5	<6.5	<6.5	<6.5	<6.5	<6.5	**17.2**	<26	<65	<6.5	<6.5	<6.5	<6.5	<6.5	<6.5	**4.2J**	<6.5	<6.5	<13	<13	<6.5
92546589	BA1 12-14_20210625	NA	06/25/2021	<3.4	<3.4	<3.4	<3.4	<131	**5.9J**	<131	<6.5	<6.5	<6.5	<6.5	<6.5	<13.1	<6.5	<6.5	<6.5	<6.5	<6.5	<6.5	<6.5	<6.5	<26.1	<65.3	<6.5	<6.5	<6.5	<6.5	<6.5	<6.5	**22.5**	<6.5	<6.5	**9.5J**	**9.5J**	<6.5
92546589	BA1 32-34_20210625	NA	06/25/2021	**65.1**	**18.2**	**6.5**	**89.9**	**1,520**	**2,200**	<1,170	<58.3	<58.3	<58.3	<58.3	<58.3	<117	<58.3	<58.3	<58.3	<58.3	**116**	**14,700**	<58.3	<58.3	**898**	**1,070**	<58.3	**4,210**	<58.3	<58.3	<58.3	<58.3	**33,200**	**31,800**	**9,040**	**76,200**	**53,700**	**22,400**
92546589	BB1 0-2_20210625	NA	06/25/2021	<4.3	<4.3	<4.3	<4.3	<166	<8.3	<166	<8.3	<8.3	<8.3	<8.3	<8.3	<16.6	<8.3	<8.3	<8.3	<8.3	<8.3	<8.3	<8.3	<8.3	<33.1	<82.8	<8.3	<8.3	<8.3	<8.3	<8.3	<8.3	<8.3	<8.3	<8.3	<16.6	<16.6	<8.3
92546589	BB1 16-18_20210625	NA	06/25/2021	<3.0	<3.0	<3.0	<3.0	<119	<5.9	<119	<5.9	<5.9	<5.9	<5.9	<5.9	<11.9	<5.9	<5.9	<5.9	<5.9	<5.9	**15.6**	<5.9	**19.6**	<23.8	<59.5	<5.9	**9.1**	<5.9	<5.9	<5.9	<5.9	**52.1**	**33.9**	<5.9	**99.9**	**66.4**	**33.5**
92546589	BC1 0-2_20210625	NA	06/25/2021	<4.1	<4.1	<4.1	<4.1	<161	<8.3	<161	<8.3	<8.3	<8.3	<8.3	<8.3	<16.1	<8.3	<8.3	<8.3	<8.3	<8.3	<8.3	<8.3	<8.3	<32.2	<80.4	<8.3	<8.3	<8.3	<8.3	<8.3	<8.3	<8.3	<8.3	<8.3	<16.1	<16.1	<8
92546589	BC1 8-10_20210625	NA	06/25/2021	<4.4	<4.4	<4.4	<4.4	<157	<7.9	<157	<7.9	<7.9	<7.9	<7.9	<7.9	<15.7	<7.9	<7.9	<7.9	<7.9	<7.9	<7.9	<7.9	<7.9	<31.4	<78.6	<7.9	<7.9	<7.9	<7.9	<7.9	<7.9	<7.9	<7.9	<7.9	<15.7	<15.7	<7.9
92546589	BC2 0-2_20210625	NA	06/25/2021	<4.6	**10.0**	**15.2**	**26.0**	<165	<8.3	<165	<8.3	<8.3	<8.3	<8.3	<8.3	<16.5	<8.3	<8.3	<8.3	<8.3	<8.3	<8.3	<8.3	<8.3	<33	<82.5	<8.3	<8.3	<8.3	<8.3	<8.3	<8.3	<8.3	<8.3	<8.3	<16.5	<16.5	<8.3
92546589	BC2 22-24_20210625	NA	06/25/2021	<4.4	<4.4	<4.4	<4.4	<130	<6.5	<130	<6.5	<6.5	<6.5	<6.5	<6.5	<13	<6.5	<6.5	<6.5	<6.5	<6.5	<6.5	<6.5	<6.5	<25.9	<64.8	<6.5	<6.5	<6.5	<6.5	<6.5	<6.5	**4.0J**	<6.5	<6.5	<13	<13	<6.5
92546589	BC3 0-2_20210625	NA	06/25/2021	<4.0	<4.0	<4.0	<4.0	<168	<8.4	<168	<8.4	<8.4	<8.4	<8.4	<8.4	<16.8	<8.4	<8.4	<8.4	<8.4	<8.4	<8.4	<8.4	<8.4	<33.6	<84	<8.4	<8.4	<8.4	**58.6**	<8.4	<8.4	**5.0J**	<8.4	<8.4	<16.8	<16.8	<8.4
92546589	BC3 2-4_20210625	NA	06/25/2021	<4.1	<4.1	<4.1	<4.1	<163	<8.2	<163	<8.2	<8.2	<8.2	<8.2	<8.2	<16.3	<8.2	<8.2	<8.2	<8.2	<8.2	<8.2	<8.2	<8.2	<32.7	<81.6	<8.2	<8.2	<8.2	<8.2	<8.2	<8.2	<8.2	<8.2	<8.2	<16.3	<16.3	<8.2
92546658	AA1 (0-2')_20210626	NA	06/26/2021	<4.6	<4.6	<4.6	<4.6	<169	<8.4	<169	<8.4	<8.4	<8.4	<8.4	<8.4	<16.9	<8.4	<8.4	<8.4	<8.4	<8.4	<8.4	<8.4	**135**	<33.7	<84.3	<8.4	<8.4	<8.4	**28.7**	<8.4	<8.4	**6.6J**	<8.4	<8.4	<16.9	<16.9	<8.4
92546658	AA1 (16-18')_20210626	NA	06/26/2021	<3.3	<3.3	<3.3	<3.3	<129	**13.3**	<129	<6.5	<6.5	<6.5	<6.5	<6.5	<12.9	<6.5	<6.5	<6.5	<6.5	<6.5	<6.5	<6.5	<6.5	<25.8	<64.6	<6.5	<6.5	<6.5	<6.5	<6.5	<6.5	**25.3**	<6.5	<6.5	<12.9	<12.9	**3.3J**
92546658	AB1 (0-2')_20210626	NA	06/26/2021	<3.6	<3.6	<3.6	**4.9**	**1,320**	<18.4	<368	**452**	<18.4	<18.4	<18.4	<18.4	<36.8	**12,700**	<18.4	<18.4	<18.4	<18.4	**10.7J**	<18.4	**1,850**	**436**	<184	<18.4	<18.4	<18.4	<18.4	<18.4	<18.4	**64.7**	<18.4	<18.4	**76.7**	**63.9**	**12.8J**
92546658	AB1 (20-22')_20210626	NA	06/26/2021	**5,250**	**1,750**	**618**	**7,620**	**18,000**	**11,500**	<6,370	<318	<318	<318	<318	<318	<637	<318	<318	<318	<318	<318	**62,800**	<318	**4,940**	<1,270	<3,180	<318	**12,400**	<318	<318	<318	<318	**173,000**	**110,000**	**32,600**	**305,000**	**220,000**	**85,200**
92546658	AC1 (0-2')_20210626	NA	06/26/2021	<3.7	<3.7	<3.7	**6.6**	<147	<7.4	<147	<7.4	<7.4	<7.4	<7.4	<7.4	<14.7	<7.4	<7.4	<7.4	<7.4	<7.4	<7.4	<7.4	**225**	<29.5	<73.7	<7.4	<7.4	<7.4	<7.4	<7.4	<7.4	**12.8**	<7.4	<7.4	**11.6J**	**11.6J**	<7.4
92546658	AC1 (16-18')_20210626	NA	06/26/2021	<3.1	<3.1	<3.1	<3.1	<136	<6.8	<136	<6.8	<6.8	<6.8	<6.8	<6.8	<13.6	<6.8	<6.8	<6.8	<6.8	<6.8	<6.8	<6.8	<6.8	<27.2	<68	<6.8	<6.8	<6.8	<6.8	<6.8	<6.8	**5.7J**	**13.0**	<6.8	**11.2J**	**7.1J**	**4.2J**
92546658	AC2 (0-2')_20210626	NA	06/26/2021	<3.7	<3.7	<3.7	**6.3**	**263**	<8.1	<162	<8.1	<8.1	<8.1	<8.1	<8.1	<16.2	<8.1	<8.1	<8.1	<8.1	<8.1	**29.4**	<8.1	**1,280**	<32.5	<81.1	<8.1	<8.1	<8.1	<8.1	<8.1	<8.1	**36.9**	<8.1	<8.1	**200**	**152**	**47.9**
92546658	AC2 (12-14')_20210626	NA	06/26/2021	**485**	**258**	**111**	**854**	<593	**812**	<593	<29.7	<29.7	<29.7	<29.7	<29.7	<59.3	<29.7	<29.7	<29.7	<29.7	**52.3**	**7,040**	<29.7	**958**	**718**	**599**	<29.7	**3,230**	<29.7	<29.7	<29.7	<29.7	**15,000**	**19,600**	**5,760**	**37,300**	**26,100**	**11,100**
92546658	AC3 (0-2')_20210626	NA	06/26/2021	<4.1	<4.1	<4.1	**4.7**	<153	<7.7	<153	<7.7	<7.7	<7.7	<7.7	<7.7	<15.3	<7.7	<7.7	<7.7	<7.7	<7.7	<7.7	<7.7	<7.7	<30.7	<76.7	<7.7	<7.7	<7.7	<7.7	<7.7	<7.7	<7.7	<7.7	<7.7	<15.3	<15.3	<7.7
92546658	AC3 (8-10')_20210626	NA	06/26/2021	<4.1	<4.1	<4.1	<4.1	<153	<7.7	<153	<7.7	<7.7	<7.7	<7.7	<7.7	<15.3	<7.7	<7.7	<7.7	<7.7	<7.7	<7.7	<7.7	**352**	<30.7	<76.7	<7.7	<7.7	<7.7	<7.7	<7.7	<7.7	**18.7**	**22.9**	<7.7	**70.1**	**46.3**	**23.8**
92546969	AC4 (0-2)_20210628	NA	06/28/2021	<5.1	<5.1	<5.1	<5.1	<198	<9.9	<198	<9.9	<9.9	<9.9	<9.9	<9.9	<19.8	<9.9	<9.9	<9.9	<9.9	<9.9	<9.9	<9.9	<9.9	<39.5	<98.9	<9.9	<9.9	<9.9	<9.9	<9.9	<9.9	**11**	<9.9	<9.9	<19.8	<19.8	<9.9
92546969	AC4 (10-12)_20210628	NA	06/28/2021	**2,350**	**904**	**337**	**3,600**	**24,900**	**8,520**	<7,250	<362	<362	<362	<362	<362	<725	<362	<362	<362	<362	<362	**68,900**	<362	<362	<1,450	**5,720**	<362	**15,600**	<362	<362	<362	<362	**183,000**	**137,000**	**41,500**	**342,000**	**246,000**	**95,300**
92546969	AC4 (24-26)_20210628	NA	06/28/2021	**4,070**	**1,010**	**466**	**5,550**	**20,500**	**13,900**	<6,320	<316	<316	<316	<316	<316	<632	<316	<316	<316	<316	**685**	**56,400**	<316	<316	<1,260	**3,810**	<316	**12,000**	<316	<316	<316	<316	**171,000**	**107,000**	**32,000**	**276,000**	**199,000**	**77,600**
92546969	AC5 0-2_20210628	NA	06/28/2021	**33.4**	**26.6**	**7.4**	**67.4**	**3,350**	**364**	**471**	<7.8	<7.8	<7.8	<7.8	<7.8	<15.6	<7.8	<7.8	<7.8	<7.8	**115**	**591**	<7.8	**315**	<31.2	<78	<7.8	**160**	<7.8	<7.8	<7.8	<7.8	**1,330**	**1,070**	<7.8	**4,570**	**3,180**	**1,390**
92546969	AC5 14-16_20210628	NA	06/28/2021	**21,200**	**6,260**	**1,640**	**29,100**	<17,900	**70,200**	<17,900	<893	<893	<893	<893	<893	<1790	<893	<893	<893	<893	**5,440**	**298,000**	<893	**19,300**	<3,570	<8,930	<893	**41,300**	<893	<893	<893	<893	**693,000**	**387,000**	**114,000**	**1,530,000**	**1,090,000**	**438,000**
92546969	AC5 26-28_20210628	NA	06/28/2021	**10,600**	**3,750**	**1,170**	**15,500**	<12,200	**29,400**	<12,200	<610	<610	<610	<610	<610	<1220	<610	<610	<610	<610	**1,660**	**142,000**	<610	**9,410**	<2,440	<6,100	<610	**24,000**	<610	<610	<610	<610	**361,000**	**215,000**	**62,900**	**723,000**	**517,000**	**206,000**
92546969	AC6 0-2_20210628	NA	06/28/2021	**4.9**	<4.5	<4.5	**8.7**	<170	<8.5	<170	<8.5	<8.5	<8.5	<8.5	<8.5	<17	<8.5	<8.5	<8.5	<8.5	<8.5	<8.5	<8.5	**9**	<33.9	<84.8	<8.5	<8.5	<8.5	<8.5	<8.5	<8.5	**16**	<8.5	<8.5	<17	<17	<8.5
92546969	AC6 10-12_20210628	NA	06/28/2021	**6,370**	**2,470**	**1,090**	**9,920**	**15,800**	**19,500**	<7,380	<369	<369	<369	<369	<369	<738	<369	<369	<369	<369	<369	**123,000**	**11,700**	<369	**4,700**	**10,300**	<369	**29,100**	<369	<369	<369	<369	**314,000**	**262,000**	**78,500**	**604,000**	**432,000**	**172,000**
92546969	AC6 36-38_20210628*	NA	06/28/2021	**12,000**	**3,240**	**1,370**	**16,700**	<17,900	**51,500**	<17,900	<893	<893	<893	<893	<893	<1790	<893	<893	<893	<893	<893	**115,000**	**9,030**	**7,760**	<3,570	<8,930	<893	**23,800**	**33,300**	<893	<893	<893	**433,000**	**183,000**	**52,600**	**564,000**	**406,000**	**158,000**
92546969	AC7 0-2_20210628	NA	06/28/2021	<5.7	<5.7	<5.7	**9.1**	<190

Table 2
Summary of Delineation Soil Sampling Results

Colonial Pipeline Company
2020-L1-SR2448
Huntersville, North Carolina

Lab Report	Sample ID	Well ID	Sample Date	MADEP VPH (mg/kg)				Volatile Organic Compounds (EPA 8260D) (µg/kg)																													
				Aliphatic (C05-C08)	Aliphatic (C09-C12)	Aromatic (C09-C10), Unadjusted	Total VPH	Acetone	Benzene	2-Butanone (MEK)	n-Butylbenzene	sec-Butylbenzene	tert-Butylbenzene	Chlorobenzene	Chloroform	Chloromethane	2-Chlorotoluene	4-Chlorotoluene	1,1-Dichloroethane	1,2-Dichloroethane	Diisopropyl ether	Ethylbenzene	Isopropylbenzene (Cumene)	p-Isopropyltoluene	Methylene Chloride	4-Methyl-2-pentanone (MIBK)	Methyl-tert-butyl ether	Naphthalene	n-Propylbenzene	Styrene	1,1,1,2-Tetrachloroethane	Tetrachloroethene	Toluene	1,2,4-Trimethylbenzene	1,3,5-Trimethylbenzene	Xylene (Total)	m&p-Xylene	o-Xylene
Soil-to-Water MSCCs				68	540	31	NE	24,000	7.2	16,000	2,400	2,200	1,700	440	340	14	NE	280	30	1.9	320	8,000	1,300	120	23	420	85	200	1,400	900	4	5.0	5,400	6,600	6,600	6,000	NE	NE
Residential MSCCs				625	1,560	469	NE	14,000,000	12,000	9,380,000	782,000	1,560,000	1,560,000	312,000	21,000	51,000	NE	312,000	116,000	7,290	NE	60,300	1,560,000	1,560,000	93,800	1,250,000	156,000	5,500	1,560,000	3,120,000	25,200	93,800	1,250,000	156,000	156,000	3,120,000	NE	NE
Industrial / Commercial MSCCs				9,340	23,300	7,000	NE	210,000,000	59,400	140,000,000	11,600,000	23,300,000	23,300,000	4,670,000	105,000	251,000	NE	4,670,000	573,000	35,900	2,330,000	297,000	23,300,000	23,300,000	1,400,000	18,600,000	1,810,000	27,000	23,300,000	46,700,000	125,000	1,400,000	18,600,000	2,330,000	2,330,000	46,700,000	NE	NE
92546505	BC-6 0-2_20210624	NA	06/24/2021	<3.8	<3.8	<3.8	<3.8	<148	<7.4	<148	<7.4	<7.4	<7.4	<7.4	<7.4	<14.8	<7.4	<7.4	<7.4	<7.4	<7.4	<7.4	<7.4	<29.5	<73.8	<7.4	<7.4	<7.4	<7.4	<7.4	<7.4	**33.9**	<7.4	<7.4	<14.8	<14.8	<7.4
92546505	BC-6 12-14_20210624	NA	06/24/2021	<3.6	<3.6	<3.6	<3.6	<149	<7.5	<149	<7.5	<7.5	<7.5	<7.5	<7.5	<14.9	<7.5	<7.5	<7.5	<7.5	<7.5	<7.5	<7.5	<29.8	<74.6	<7.5	<7.5	<7.5	<7.5	<7.5	<7.5	**23.8**	<7.5	<7.5	<14.9	<14.9	<7.5
92546505	BC-6 20-22_20210624	NA	06/24/2021	**12.2**	**9.4**	**3.9**	**25.5**	**672**	**28.5**	**353**	<7.3	<7.3	<7.3	<7.3	<7.3	<14.5	<7.3	<7.3	<7.3	<7.3	**7.3**	**79.0**	<7.3	**23.6**	<29.1	<72.7	<7.3	**307**	<7.3	<7.3	<7.3	<7.3	**271**	**370**	<7.3	**508**	**320**	**188**
92546505	BC-7 0-2_20210624	NA	06/24/2021	<3.2	<3.2	<3.2	<3.2	<141	<7.1	<141	<7.1	<7.1	<7.1	<7.1	<7.1	<14.1	<7.1	<7.1	<7.1	<7.1	<7.1	<7.1	<7.1	<28.3	<70.7	<7.1	<7.1	<7.1	<7.1	<7.1	<7.1	**36.5**	<7.1	<7.1	<14.1	<14.1	<7.1
92546505	BC-7 18-20_20210624	NA	06/24/2021	<4.2	<4.2	<4.2	<4.2	<161	**68.8**	<161	<8.0	<8.0	<8.0	<8.0	<8.0	<8.0	<8.0	<8.0	<8.0	<8.0	<8.0	**37.5**	<8.0	<8.0	<32.1	<80.3	<8.0	<8.0	**4.7J**	<8.0	<8.0	<8.0	**433**	**11.3**	<8.0	**161**	**133**	**28.4**
92546505	BC-7 20-22_20210624	NA	06/24/2021	<3.5	<3.5	<3.5	<3.5	**324**	**6.1J**	**177**	<7.0	<7.0	<7.0	<7.0	<7.0	<7.0	<7.0	<7.0	<7.0	<7.0	<7.0	**14.8**	<7.0	<7.0	<28.2	<70.5	<7.0	**288**	<7.0	<7.0	<7.0	<7.0	**84.7**	**88.7**	**21.7**	**105**	**75.7**	**28.9**
92546505	BC-7 24-26_20210624	NA	06/24/2021	**2,830**	**1,780**	**924**	**5,540**	**5,920J**	**6,980**	<6,920	**12,100**	<346	<346	**237J**	<346	<692	<346	<346	<346	<346	<346	**92,100**	<346	**10,300**	<1,380	<3,460	<346	**25,400**	<346	<346	<346	<346	**189,000**	**237,000**	**69,800**	**489,000**	**347,000**	**142,000**
92547126	AA9(0-2)_20210629	NA	06/29/2021	<8.4	<8.4	<8.4	<8.4	<177	<8.8	<177	<8.8	<8.8	<8.8	<8.8	<8.8	<17.7	<8.8	<8.8	<8.8	<8.8	<8.8	<8.8	<8.8	**10.5**	<35.3	<88.3	<8.8	<8.8	<8.8	<8.8	<8.8	<8.8	**6.2J**	<8.8	<8.8	<17.7	<17.7	<8.8
92547126	AA9(24-26)_20210629	NA	06/29/2021	**1,220**	**557**	**241**	**2,020**	**4,320**	**5,550**	<3,230	**3,050**	<162	<162	<162	<162	<323	<162	<162	<162	<162	<162	**31,600**	**3,070**	**2,740**	<647	**2,130**	<162	**8,220**	**11,900**	<162	<162	<162	**83,600**	**66,300**	**19,200**	**158,000**	**113,000**	**45,600**
92547126	AA9(34-35)_20210629*	NA	06/29/2021	**9,480**	**2,480**	**875**	**12,800**	**29,700**	**22,800**	<5,600	**7,970**	<280	<280	**234J**	<280	<560	<280	<280	<280	<280	**785**	**89,500**	**7,660**	**6,970**	<1,120	**6,960**	<280	**17,700**	**30,700**	<280	<280	<280	**277,000**	**165,000**	**49,200**	**429,000**	**309,000**	**120,000**
92544467	AA4 (0-2') _20210615	NA	06/15/2021	**21.0**	**12.1**	<3.6	**33.1**	**1,160**	**275**	<141	<7.1	<7.1	<7.1	<7.1	<7.1	<14.1	<7.1	<7.1	<7.1	<7.1	**17.1**	**182**	**19.6**	**45.7**	<28.2	<70.5	<7.1	<7.1	<7.1	<7.1	<7.1	<7.1	**679**	**125**	**52.9**	**1,380**	**920**	**460**
92544467	AA4 (10-12') _20210615	NA	06/15/2021	**5,610**	**3,800**	**1,390**	**9,410**	**12,000J**	**33,600**	<18,300	**15,800**	<917	<917	<917	<917	<1830	<917	<917	<917	<917	<917	**177,000**	**15,400**	**13,900**	<3,670	<9,170	<917	**41,000**	<917	<917	<917	<917	**524,000**	**324,000**	**95,700**	**881,000**	**632,000**	**250,000**
92544467	AA5 (0-2') _20210615	NA	06/15/2021	**18.5**	**6.9**	<4.7	**25.4**	**1,800**	**814**	**658**	<7.7	<7.7	<7.7	<7.7	<7.7	<15.5	<7.7	<7.7	<7.7	<7.7	**12.6**	**146**	**4.8J**	<7.7	<31	<77.4	<7.7	<7.7	**30.3**	<7.7	<7.7	<7.7	**1,890**	**42.4**	<7.7	**733**	**505**	**228**
92544467	AA5 (18-20') _20210615	NA	06/15/2021	**263**	**377**	**145**	**640**	**1,910**	**1,000**	<1,070	<53.6	<53.6	<53.6	**79.5**	<53.6	<107	<53.6	<53.6	<53.6	<53.6	**773**	**20,700**	<53.6	<53.6	<215	<536	<53.6	**7,430**	<53.6	<53.6	<53.6	<53.6	**22,600**	**36,700**	**10,600**	**119,000**	**83,200**	**35,800**
92544467	AA5 (6-8') _20210615	NA	06/15/2021	**4,470**	**2,230**	**711**	**6,700**	**10,400J**	**32,300**	<11,200	**9,120**	<558	<558	<558	<558	<1120	<558	<558	<558	<558	<558	**137,000**	**10,800**	**9,250**	<2,230	<5,580	<558	**20,600**	<558	<558	<558	<558	**426,000**	**200,000**	<558	**683,000**	**486,000**	**197,000**
92544467	AB3 (0-2') _20210615	NA	06/15/2021	**4.7**	**5.7**	<3.6	**10.4**	<126	<6.3	<126	<6.3	<6.3	<6.3	<6.3	<6.3	<12.6	<6.3	<6.3	<6.3	<6.3	<6.3	<6.3	<6.3	<6.3	<25.2	<63	<6.3	<6.3	<6.3	<6.3	<6.3	<6.3	**8.2**	<6.3	<6.3	**8.0J**	**8.0J**	<6.3
92544467	AB3 (22-24') _20210615	NA	06/15/2021	**17,300**	**6,050**	**1,740**	**23,300**	**6,670J**	**42,900**	<11,500	**11,800**	<577	<577	<577	<577	<1150	<577	<577	<577	<577	<577	**169,000**	**12,100**	**10,600**	<2,310	<5,770	<577	**25,400**	<577	<577	<577	<577	**481,000**	**228,000**	<577	**867,000**	**622,000**	**245,000**
92544467	AB4 (0-2') _20210615	NA	06/15/2021	**7.8**	**5.9**	<4.6	**13.7**	<157	**15.8**	<157	<7.9	<7.9	<7.9	<7.9	<7.9	<15.7	<7.9	<7.9	<7.9	<7.9	<7.9	**9.1**	<7.9	<7.9	<31.4	<78.6	<7.9	<7.9	<7.9	<7.9	<7.9	<7.9	**86.8**	**8.3**	<7.9	**59.2**	**45.8**	**13.4**
92544467	AB4 (14-16') _20210615	NA	06/15/2021	**3,920**	**2,330**	**868**	**6,250**	<5,140	**17,900**	<5,140	<257	<257	<257	**140J**	<257	<514	<257	<257	<257	<257	<257	**71,300**	<257	**5,420**	<1,030	<2,570	<257	**15,100**	<257	<257	<257	<257	**216,000**	**125,000**	**35,600**	**353,000**	**255,000**	**98,800**
92544467	AB5 (0-2') _20210615	NA	06/15/2021	**2,110**	**1,110**	**308**	**3,220**	<3,060	**10,200**	<3,060	<153	<153	<153	<153	<153	<306	<153	<153	<153	<153	**4,460**	**32,800**	**1,610**	<153	<611	<1,530	<153	**5,710**	<153	<153	<153	<153	**80,400**	**33,700**	<153	**178,000**	**127,000**	**51,100**
92544467	AB5 (2-4') _20210615	NA	06/15/2021	**1,700**	**948**	**266**	**2,650**	<1,460	**4,990**	<1,460	<72.9	<72.9	<72.9	**51.9J**	<72.9	<146	<72.9	<72.9	<72.9	<72.9	**2,550**	**25,100**	<72.9	<72.9	<292	<729	<72.9	**5,600**	<72.9	<72.9	<72.9	<72.9	**46,000**	**33,600**	**9,850**	**154,000**	**110,000**	**44,000**
92547126	AB9(0-2) _20210629	NA	06/29/2021	<5.3	<5.3	<5.3	<5.3	<204	<10.2	<204	<10.2	<10.2	<10.2	<10.2	<10.2	<20.4	<10.2	<10.2	<10.2	<10.2	<10.2	<10.2	<10.2	<10.2	<40.8	<102	<10.2	<10.2	<10.2	<10.2	<10.2	<10.2	<10.2	<10.2	<10.2	<20.4	<20.4	<10.2
92547126	AB9(24-26) _20210629	NA	06/29/2021	**4.5**	<4.1	<4.1	**5.1**	**159**	**74.0**	<153	<7.7	<7.7	<7.7	<7.7	<7.7	<15.3	<7.7	<7.7	<7.7	<7.7	<7.7	**11.4**	<7.7	<7.7	<30.7	<76.7	<7.7	<7.7	<7.7	<7.7	<7.7	<7.7	**152**	<7.7	<7.7	**56.2**	**39.3**	**16.9**
92547126	AB9(28-29.5) _20210629	NA	06/29/2021	**5.3**	<4	<4	**6.5**	**167**	**297**	<122	<6.1	<6.1	<6.1	<6.1	<6.1	<12.2	<6.1	<6.1	<6.1	<6.1	**15.9**	**68.8**	**5.2J**	<6.1	<24.3	<60.9	<6.1	**26.5**	<6.1	<6.1	<6.1	<6.1	**749**	**69.4**	<6.1	**347**	**234**	**113**
92547126	AC8(0-2) _20210629	NA	06/29/2021	<3.9	<3.9	<3.9	<3.9	<172	<8.6	<172	<8.6	<8.6	<8.6	<8.6	<8.6	<17.2	<8.6	<8.6	<8.6	<8.6	<8.6	<8.6	<8.6	<8.6	<34.5	<86.2	<8.6	<8.6	<8.6	<8.6	<8.6	<8.6	**4.6J**	<8.6	<8.6	<17.2	<17.2	<8.6
92547126	AC8(20-22) _20210629	NA	06/29/2021	<15.5	<15.5	<15.5	<15.5	<138	**101**	<138	<6.9	<6.9	<6.9	<6.9	<6.9	<13.8	<6.9	<6.9	<6.9	<6.9	**21.6**	**19.5**	<6.9	<6.9	<27.6	<69	<6.9	**9.3**	<6.9	<6.9	<6.9	<6.9	**212**	**56.0**	**18.1**	**118**	**78.5**	**39.6**
92547126	AC8(26-28) _20210629	NA	06/29/2021	**205**	**68.7**	**40.3**	**314**	**409**	**463**	<291	**752**	<14.6	<14.6	**16.8**	<14.6	<29.1	<14.6	<14.6	<14.6	<14.6	**61.6**	**3,860**	**431**	**510**	<58.2	**406**	<14.6	**1,680**	**1,830**	<14.6	<14.6	<14.6	**7,930**	**10,700**	**3,240**	**19,700**	**13,900**	**5,720**
92547126	AC9(0-2) _20210629	NA	06/29/2021	<4.2	<4.2	<4.2	<4.2	<177	<8.8	<177	<8.8	<8.8	<8.8	<8.8	<8.8	<17.7	<8.8	<8.8	<8.8	<8.8	<8.8	<8.8	<8.8	<8.8	<35.3	<88.4	<8.8	<8.8	<8.8	<8.8	<8.8	<8.8	**4.7J**	<8.8	<8.8	<17.7	<17.7	<8.8
92547126	AC9(24-26) _20210629	NA	06/29/2021	<3.2	<3.2	<3.2	<3.2	**164**	**31.2**	<134	<6.7	<6.7	<6.7	<6.7	<6.7	<13.4	<6.7	<6.7	<6.7	<6.7	**8.6**	**6.7J**	<6.7	<6.7	<26.9	<67.2	<6.7	**14.6**	<6.7	<6.7	<6.7	<6.7	**84.8**	**18.1**	**5.2J**	**52.1**	**33.5**	**18.6**
92547126	AC9(26-28) _20210629	NA	06/29/2021	**8.6**	**7.9**	<3.1	**19.4**	**143**	**69.9**	<112	<5.6	<5.6	<5.6	<5.6	<5.6	<11.2	<5.6	<5.6	<5.6	<5.6	**19.4**	**177**	<5.6	<5.6	<22.5	<56.2	**4.9J**	**285**	<5.6	<5.6	<5.6	<5.6	**543**	**695**	**202**	**936**	**630**	**305**
92548472	AAO (22-24) _20210707	NA	07/07/2021	<3.3	<3.3	<3.3	<3.3	<137	**14.1**	<137	<6.8	<6.8	<6.8	<6.8	<6.8	<13.7	<6.8	<6.8	<6.8	<6.8	**3.8J**	<6.8	<6.8	<6.8	<27.4	<68.4	<6.8	<6.8	<6.8	<6.8	<6.8	<6.8	**32.1**	**22.8**	<6.8	**25.2**	**19.5**	**5.7J**
92548472	AAO (40-42) _20210707*	NA	07/07/2021	**7.2**	<3.6	<3.6	**9.6**	<149	**188**	<149	<7.5	<7.5	<7.5	<7.5	<7.5	<14.9	<7.5	<7.5	<7.5	<7.5	**40.4**	**82.8**	**4.1J**	<7.5	<29.9	<74.7	**14.8**	**18.0**	<7.5	**4.7J**	<7.5	<7.5	**636**	**64.7**	<7.5	**447**	**298**	**148**
92548472	AAO (O-2) _20210707	NA	07/07/2021	<4.2	<4.2	<4.2	<4.2	<174	<8.7	<174	**87.1**	<8.7	<8.7	<8.7	<8.7	<17.4	<8.7	<8.7	<8.7	<8.7	<8.7	<8.7	<8.7	**251**	<34.7	<86.8	<8.7	<8.7	<8.7	<8.7	<8.7	**9.9**	<8.7	<8.7	**10.9J**	**10.9J**	<8.7
92548472	ABO (0-2) _20210707	NA	07/07/2021	<4.3	**8.3**	**12.2**	**22.3**	<172	**6.6J**	<172	<8.6	<8.6	<8.6	<8.6	<8.6	<17.2	<8.6	<8.6	<8.6	<8.6	<8.6	**11.1**	<8.6	**6.6J**	<34.5	<86.2	<8.6	**6.2J**	<8.6	<8.6	<8.6	<8.6	**68.0**	**16.4**	<8.6	**72.4**	**54.4**	**18.0**
92548472	ABO (24-26) _20210707	NA	07/07/2021	<3	<3	<3	**3.5**	<130	**9.7**	<130	<6.5	<6.5	<6.5	<6.5	<6.5	<13	<6.5	<6.5	<6.5	<6.5	<6.5	**4.8J**	**8.7**	<6.5	<26	<64.9	<6.5	<6.5	<6.5	<6.5	<6.5	<6.5	**58.4**	**10.8**	<6.5	**60.4**	**42.1**	**18.3**
92548472	ABO (26-28) _20210707	NA	07/07/2021	<3	<3	<3	**3.9**	<119	**37.3**	<119	<6	<6	<6	<6	<6	<11.9	<6	<6	<6	<6	**18.2**	**40.2**	<6	**4.5J**	<23.9	<59.7	<6	**21.9**	<6	<6	<6	<6	**197**	**60.5**	<6	**226**	**148**	**78.3**
92548472	ABO (40-42) _20210707*	NA	07/07/2021	**8,580**	**2,760**	**939**	**12,300**	<4,740	**15,200**	<4,740	**7,760**	<237	<237	<237	<237	<474	<237	<237	<237	<237	**1,030**	**81,100**	<237	**6,590**	<948	**6,810**	<237	**16,600**	<237	**3,460**	**685**	<237	**211,000**	**140,000**	**40,300**	**412,000**	**292,000**	**121,000**
92548472	ACO (0-2) _20210707	NA	07/07/2021	<3.3	<3.3	<3.3	**6.3**	<129	<6.4	<129	<6.4	<6.4	<6.4	<6.4	<6.4	<12.9	<6.4	<6.4	<6.4	<6.4	<6.4	<6.4	<6.4	**19.9**	<25.8	<64.4	<6.4	<6.4	<6.4	<6.4	<6.4	<6.4	<6.4	<6.4	<6.4	<12.9	<12.9	<6.4
92548472	ACO (24-26) _20210707	NA	07/07/2021	<3.2	<3.2	<3.2	<3.2	<124	**3.7J**	<124	<6.2	<6.2	<6.2	<6.2	<6.2	<12.4	<6.2	<6.2	<6.2	<6.2	<6.2	<6.2	<6.2	<6.2	<24.8	<61.9	<6.2	**3.8J**	<6.2	<6.2	<6.2	<6.2	**10.5**	**3.7J**	<6.2	<12.4	<12.4	<6.2
92548472	ACO (28-29) _20210707	NA	07/07/2021	**162**	**326**	**143**	**631**	<1,580	**190**	<1,580	**2,780**	<79.2	<79.2	<79.2	<79.2	<158	<79.2	<79.2	<79.2	**69.2J**	<79.2	**10,600**	<79.2	**2,540**	**622**	<792	<79.2	**7,010**	<79.2	**1,130**	<79.2	<79.2	**8,530**	**44,400**	<79.2	**64,900**	**43,100**	**21,800**
92548816	ACOA (0-2') _20210708	NA	07/08/2021	<4	**17.4**	**23.1**	**43.4**	<117	<5.8	<117	<5.8	<5.8	<5.8	<5.8	<5.8	<11.7	<5.8	<5.8	<5.8	<5.8	<5.8	<5.8	<5.8	**25.0**	<23.3	<58.3	<5.8	<5.8	<5.8	<5.8	<5.8	<5.8	<5.8	<5.8	<5.8	<11.7	<11.7	<5.8
92548816	ACOA (20-22') _20210708	NA	07/08/2021	<2.9	<2.9	<2.9	<2.9	<105	**17.6**	<105	<5.3	<5.3	<5.3	<5.3	<5.3	<10.5	<5.3	<5.3	<5.3	<5.3	<5.3	**42.3**	**5.1J**	<5.3	<21.1	<52.6	**14.6**	<5.3	<5.3	<5.3	<5.3	<5.3	**48.5**	**5.7**	<5.3	**25.8**	**18**	**7**
92548816	ACOA (42-44') _20210708*	NA	07/08/2021	**26.0**	**9.3**	<2.9	**37.8**	<116	**291**	**211**	**159**	<5.8	<5.8	<5.8	<5.8	<11.6	<5.8	<5.8	**5.6J**	<5.8	**101**	**1,460**	**135**	**143**	<23.2	**86**	<5.8	**427**	<5.8	**65.9**	<5.8	<5.8	**2,930**	**2,890**	<5.8	**7,830**	**5,490**	**2,340**
92548816	AD4 (0-2') _20210708	NA	07/08/2021	<4.2	<4.2	<4.2	<4.2	<165	<8.2	<165	<8.2	<8.2	<8.2	<8.2	<8.2	<16.5	<8.2	<8.2	<8.2	<8.2	<8.2	<8.2	<8.2	**9.1**	<33	<82.4	<8.2	<8.2	<8.2	<8.2	<8.2	<8.2	<8.2	<8.2	<8.2	<16.5	<16.5	<8.2
92548816	AD4 (22-24') _20210708	NA	07/08/2021	**11,600**	**3,140**	**1,130**	**15,900**	<12,900	**29,300**	<12,900	<644	<644	<644	<644	<644	<1290	<644	<644	<644	<644	<644	**130,000**	**10,600**	**10,100**	<2,580	**9,090**	<644	**24,600**	<644	**5,080**	<644	<644	**397,000**	**243,000**	**72,500**	**625,000**	**451,000**	**174,000**
92548816	AD4 (36-38.5') _20210708*	NA	07/08/2021	**9.6**	**3.5**	<3.4	**13.8**	**191**	**384**	**58.9J**	<6.2	<6.2	<6.2	<6.2	<6.2	<12.3	<6.2	<6.2	<6.2	<6.2	**110**	**185**	**16.0**	**15.9**	<24.6	<61.5	<6.2	**159**	<6.2	**9.7**	<6.2	<6.2	**1,190**	**339**	<6.2	**1,000**	**676**	**327**
92548816	ADO (0-2') _20210708	NA	07/08/2021	<4.3	**8.4**	<4.3	**15.4**	**68J**	<9.1	<182	<9.1	<9.1	<9.1	<9.1	<9.1	<18.2	<9.1	<9.1	<9.1	<9.1	<9.1	<9.1	<9.1	**63.7**	<36.4	<91	<9.1	**9.4**	<9.1	<9.1	<9.1	<9.1	**12.6**	**31.1**	<9.1	**44.8**	**30.0**	**14.8**
92548816	ADO (20-22') _20210708	NA	07/08/2021	<3.2	<3.2	<3.2	<3.2	<126	**8.2**	<126	<6.3	<6.3	<6.3	<6.3	<6.3	<12.6	<6.3	<6.3	<6.3	<6.3	**4.1J**	**7.9**	<6.3	<6.3	<25.2	<63	<6.3	<6.3	<6.3	<6.3	<6.3	<6.3	**36.2**	**5.7J**	<6.3	**34.1**	**24.6**	**9.6**
92548816	ADO (44-46') _20210708*	NA	07/08/2021	**93.6**	**33.2**	**11.2**	**138**	<253	**465**	<253	<12.7	<12.7	<12.7	<12.7	<12.7	<25.3	<12.7	<12.7	<12.7	<12.7	**53.2**	**1,640**	**169**	**142**	**102**	<127	<12.7	**397**	**489**	**75**	<12.7	<12.7	**4,660**	**2,850**	**785**	**8,720**	**6,110**	**2,610**
92548983	AD1 (0-2') _20210709	NA	07/09/2021	<3.8	<3.8	**5.0**	<3.8	<158	<7.9	<158	<7.9	<7.9	<7.9	<7.9	<7.9	<15.8	<7.9	<7.9	<7.9	<7.9	<7.9	**7.9**	<7.9	**55.6**	<31.6	<78.9	<7.9	**5.3J**	<7.9	**14.4**	<7.9	<7.9	**27.8**	**15.6**	<7.9	**61.5**	**48.5**	**13.0**
92548983	AD1 (16-18') _20210709	NA	07/09/2021	**177**	**557**	**323**	**1,060**	**1,180J**	<175	<3,490	**5,300**	<175	<175	<175	<175	<349	<175	<175	<175	<175	<175	**15,000**	**3,080**	**4,350**	**2,240**	**1,440J**	<175	**12,900**	<175	**1,040**	<175	<175	**3,920**	**83,900**	**24,500**	**106,000**	**69,400**	**36,600**
92548983	AD1 (44-46') _20210709*	NA	07/09/2021	**6,020**	**1,820**	**665**	**8,500**	<5,170	**20,900**	<5,170	**5,650**	<258	<258	<258	<258	<517	<258	<258	<258	<258	**1,320**	**73,500**	**5,630**	**5,380**	<1,030	**4,140**	<258	**13,900**	**21,000**	**3,000**	<258	<258	**212,000**	**115,000**	**32,600**	**372,000**	**264,000**	**108,000**
92548983	AD2 (0-2') _20210709	NA	07/09/2021	<4.6	<4.6	<4.6	<4.6	**112J**	<8.5	<169	<8.5	<8.5	<8.5	<8.5	<8.5	<16.9	<8.5	<8.5	<8.5	<8.5	<8.5	<8.5	<8.5	**10.2**	<33.8	<84.5	**4.8J**	<8.5	<8.5	<8.5	<8.5	<8.5	**23.0**	**7.3J**	<8.5	**29.1**	**21.5**	**7.6J**
92548983	AD2 (18-20') _20210709*	NA	07/09/2021	**10,500**	**3,990**	**1,430**	**15,900**	<21,100	**56,500**	<21,100	**21,600**	<1,060	<1,060	<1,060	<1,060	<2110	<1,060	<1,060	<1,060	<1,060	**2,200**	**263,000**	**21,800**	**20,100**	**68,000**	**15,000**	<1,060	**51,600**	<1,060	**10,700**	<1,060	<1,060	**750,000**	**461,000**	<1,060	**1,310,000**	**933,000**	**373,000**
92548983	AD2 (32-35') _20210709*	NA	07/09/2021	**17,300**	**4,350**	**1,390**	**23,100**	<25,900	**62,300**	<25,900	**16,800**	<1,290	<1,290	<1,290	<1290	<2590	<1,290	<1,290	<1,290	<1,290	**2,990**	**224,000**	**16,100**	**14,300**	**79,800**	**10,200J**	<1,290	**43,100**	**61,900**	**9,130**	<1,290	<1,290	**690,000**	**339,000**	**95,800**	**1,120,000**	**798,000**	**319,000**
92548983	AD3 (0-2') _20210709	NA	07/09/2021	<3.5	<3.5	<3.5	<3.5	<134	<6.7	<134	<6.7	<6.7	<6.7	<6.7	<6.7	<13.4	<6.7	<6.7	<6.7	<6.7	<6.7	<6.7	<6.7	<6.7	<26.8	<66.9	**3.5J**	<6.7	<6.7	<6.7	<6.7	<6.7	**8.5**	<6.7	<6.7	<13.4	<13.4	<6.7
92548983	AD3 (20-22') _20210709	NA	07/09/2021	**14,300**	**3,600**	**1,500**	**19,400**	<37,100	**107,000**	<37,100	**24,500**	<1,860	<1,860	<1,860	<1,860	<1,860	<1,860	<1,860	<1,860	<1,860	**4,820**	**273,000**	**20,500**	**19,300**	**131,000**	<18,600	<1,860	**70,200**	**87,200**	**11,000**	<1,860	<1,860	**1,080,000**	**533,000**	**148,000**	**1,330,000**	**949,000**	**384,000**
92548983	AD3 (36-38') _20210709*	NA	07/09/2021	**14,000**	**4,040**	**1,520**	**19,600**	<15,600	**95,300**	<15,600	**27,800**	<781	<781	**850**	<781	**1540J**	<781	<781	<781	<781	**3,650**	**362,000**	**28,500**	**26,700**	**7,890**	**24,300**	<781	**61,300**	<781	**14,500**	<781	<781	**985,000**	**583,000**	**166,000**	**1,300,000**	**1,280,000**	**520,000**
92548986	AD1A (0-2') _20210710	NA	07/10/2021	**11.9**	<3.4	<3.4	**13.8**	<137	<6.8	<137	<6.8	<6.8	<6.8	<6.8	<6.8	<13.7	<6.8	<6.8	<6.8	<6.8	<6.8	<6.8	<6.8	<6.8	<27.4	<68.4	<6.8	<6.8	<6.8	<6.8	<6.8	<6.8	**9.2**	**12.9**	<6.8	<13.7	<13.7	<6.8
92548986	AD1A (22-24') _20210710	NA	07/10/2021	**2,970**	**1,750**	**724**	**5,450**	<3,060	**1,890**	<3,060	**4,870**	<153	<153	<153	<153	<306	<153	<153	<153	<153	**99.4J**	**32,900**	**3,690**	**4,330**	<612	**3,310**	<153	**12,000**	**14,400**	**1,470**	<153	<153	**56,600**	**86,900**	**25,000**	**173,000**	**119,000**	**53,600**
92548986	AD1A (40-42') _20210710*	NA	07/10/2021	**49.8**	**18.0**	**6.1**	**73.9**	<130	**536**	**182**	<6.5	<6.5	<6.5	<6.5	<6.5	<13	<6.5	<6.5	<6.5	<6.5	**140**	**1,210**	**119**	**152**	<26	**67.6**	**40.3**	**572**	<6.5	**54.8**	<6.5	<6.5	**3,260**	**2,790**	**780**	**6,440**	**4,480**	**1,960**
92548986	AD5 (0-2') _20210710	NA	07/10/2021	<3.3	<3.3	<3.3	<3.3	<161	<8.1	<161	<8.1	<8.1	<8.1	<8.1	<8.1	<16.1	<8.1	<8.1	<8.1	<8.1	<8.1	<8.1	<8.1	**91.4**	<32.2	<80.6	<8.1	**9.7**	<8.1	<8.1	<8.1	<8.1	**7.8J**	**23.2**	<8.1	**19.7**	**14.3J**	**5.4J**
92548986	AD5 (22-24') _20210710	NA	07/10/2021	**99.7**	**45.6**	**21.2**	**167**	**111J**	**286**	<282	**499**	<14.1	<14.1	<14.1	<14.1	<28.2	<14.1	<14.1	<14.1	<14.1	**42.5**	**1,680**	**234**	**387**	<56.4	**156**	**8.8J**	**1,670**	<14.1	**83.2**	<14.1	<14.1	**3,200**	**6,930**	**2,080**	**9,110**	**6,210**	**2,890**
92548986	AD5 (34-36') _20210710*	NA	07/10/2021	**126**	**52.2**	**22.9**	**201**	**191**	**1,430**	**150**	<5.8	<5.8	<5.8	<5.8	<5.8	<11.7	<5.8	<5.8	<5.8	<5.8	**209**	**1,260**	<5.8	<5.8

Table 2
Summary of Delineation Soil Sampling Results

Colonial Pipeline Company
2020-L1-SR2448
Huntersville, North Carolina

Lab Report	Sample ID	Well ID	Sample Date	MADEP VPH (mg/kg)				Volatile Organic Compounds (EPA 8260D) (µg/kg)																														
				Aliphatic (C05-C08)	Aliphatic (C09-C12)	Aromatic (C09-C10), Unadjusted	Total VPH	Acetone	Benzene	2-Butanone (MEK)	n-Butylbenzene	sec-Butylbenzene	tert-Butylbenzene	Chlorobenzene	Chloroform	Chloromethane	2-Chlorotoluene	4-Chlorotoluene	1,1-Dichloroethane	1,2-Dichloroethane	Diisopropyl ether	Ethylbenzene	Isopropylbenzene (Cumene)	p-Isopropyltoluene	Methylene Chloride	4-Methyl-2-pentanone (MIBK)	Methyl-tert-butyl ether	Naphthalene	n-Propylbenzene	Styrene	1,1,1,2-Tetrachloroethane	Tetrachloroethene	Toluene	1,2,4-Trimethylbenzene	1,3,5-Trimethylbenzene	Xylene (Total)	m&p-Xylene	o-Xylene
Soil-to-Water MSCCs				**68**	**540**	**31**	**NE**	**24,000**	**7.2**	**16,000**	**2,400**	**2,200**	**1,700**	**440**	**340**	**14**	**NE**	**280**	**30**	**1.9**	**320**	**8,000**	**1,300**	**120**	**23**	**420**	**85**	**200**	**1,400**	**900**	**4**	**5.0**	**5,400**	**6,600**	**6,600**	**6,000**	**NE**	**NE**
Residential MSCCs				**625**	**1,560**	**469**	**NE**	**14,000,000**	**12,000**	**9,380,000**	**782,000**	**1,560,000**	**1,560,000**	**312,000**	**21,000**	**51,000**	**NE**	**312,000**	**116,000**	**7,290**	**NE**	**60,300**	**1,560,000**	**1,560,000**	**93,800**	**1,250,000**	**156,000**	**5,500**	**1,560,000**	**3,120,000**	**25,200**	**93,800**	**1,250,000**	**156,000**	**156,000**	**3,120,000**	**NE**	**NE**
Industrial / Commercial MSCCs				**9,340**	**23,300**	**7,000**	**NE**	**210,000,000**	**59,400**	**140,000,000**	**11,600,000**	**23,300,000**	**23,300,000**	**4,670,000**	**105,000**	**251,000**	**NE**	**4,670,000**	**573,000**	**35,900**	**2,330,000**	**297,000**	**23,300,000**	**23,300,000**	**1,400,000**	**18,600,000**	**1,810,000**	**27,000**	**23,300,000**	**46,700,000**	**125,000**	**1,400,000**	**18,600,000**	**2,330,000**	**2,330,000**	**46,700,000**	**NE**	**NE**
92549238	AF 7 (0-2') 20210712	NA	07/12/2021	<4.2	<4.2	<4.2	<4.2	<155	**28**	<155	<7.8	<7.8	<7.8	<7.8	<7.8	<15.5	<7.8	<7.8	<7.8	<7.8	<7.8	**17.5**	<7.8	<7.8	<31	<77.6	<7.8	**5.7J**	<7.8	<7.8	<7.8	<7.8	**140**	**22.1**	**7.5J**	**101**	**68.1**	**32.5**
92549238	AF 7 (22-24') 20210712	NA	07/12/2021	<3.3	<3.3	<3.3	<3.3	<124	<6.2	<124	<6.2	<6.2	<6.2	<6.2	<6.2	<12.4	<6.2	<6.2	<6.2	<6.2	<6.2	**17.2**	<24.8	<61.9	<6.2	**4.2J**	<6.2	<6.2	<6.2	<6.2	<6.2	<6.2	**12.6**	**15.9**	<6.2	**18.1**	**10.6J**	**7.6**
92549238	AF 7 (38-40') 20210712*	NA	07/12/2021	<3.3	<3.3	<3.3	<3.3	<127	**66.7**	**35.3J**	<6.3	<6.3	<6.3	<6.3	<6.3	<12.7	<6.3	<6.3	<6.3	<6.3	**45.9**	**6.9**	<6.3	<6.3	<25.3	<63.3	**32.8**	**9.1**	<6.3	<6.3	<6.3	<6.3	**111**	**15.1**	<6.3	**58.1**	**33.7**	**24.4**
92549238	AF 8 (0-2') 20210712	NA	07/12/2021	<3.2	<3.2	<3.2	**5.7**	**57.8J**	**34.3**	<139	<6.9	<6.9	<6.9	<6.9	<6.9	<13.9	<6.9	<6.9	<6.9	<6.9	<6.9	**56.1**	**4.9J**	<6.9	<27.8	<69.4	<6.9	**27.3**	**3.6J**	<6.9	<6.9	<6.9	**251**	**117**	<6.9	**321**	**213**	**108**
92549238	AF 8 (16-18') 20210712	NA	07/12/2021	**4.5**	<3.4	<3.4	**5.5**	<135	**33.1**	<135	<6.7	<6.7	<6.7	<6.7	<6.7	<13.5	<6.7	<6.7	<6.7	<6.7	**8.3**	**5.1J**	<6.7	**21.2**	<26.9	<67.3	<6.7	**11.3**	<6.7	<6.7	<6.7	<6.7	**54.4**	**30**	<6.7	**50.9**	**23.7**	**27.2**
92549238	AF 8 (36-38') 20210712*	NA	07/12/2021	<2.8	<2.8	<2.8	<2.8	<120	**4.2J**	<120	<6	<6	<6	<6	<6	<12	<6	<6	<6	<6	<6	<6	<6	<6	<24	<59.9	<6	<6	<6	<6	<6	<6	**15.9**	**5.7J**	<6	**14.8**	**9.6J**	**5.2J**
92549238	AF 9 (0-2') 20210712	NA	07/12/2021	<3.3	<3.3	<3.3	<3.3	<131	<6.5	<131	<6.5	<6.5	<6.5	<6.5	<6.5	<13.1	<6.5	<6.5	<6.5	<6.5	<6.5	<6.5	<6.5	<6.5	<26.2	<65.4	<6.5	<6.5	<6.5	<6.5	<6.5	<6.5	**4.6J**	<6.5	<6.5	<13.1	<13.1	<6.5
92549238	AF 9 (18-20') 20210712	NA	07/12/2021	<3.2	<3.2	<3.2	<3.2	<124	**25**	<124	<6.2	<6.2	<6.2	<6.2	<6.2	<12.4	<6.2	<6.2	<6.2	<6.2	**7.2**	**10.9**	<6.2	<6.2	<24.9	<62.2	<6.2	**5.9J**	<6.2	<6.2	<6.2	<6.2	**77.0**	**24.8**	<6.2	**87.8**	**49.0**	**38.7**
92549238	AF 9 (28-30') 20210712*	NA	07/12/2021	**126**	**118**	**79.9**	**325**	**144J**	**31.9**	<279	**681**	<14	<14	<14	<14	<27.9	<14	<14	<14	<14	**19.2**	**636**	<14	<14	**433**	**279**	<14	**2,480**	**993**	**43.6**	<14	<14	**418**	**7,670**	**2,190**	**4,100**	**2,550**	**1,550**
92549416	AF1 (0-2') 20210713	NA	07/13/2021	<4.5	<4.5	<4.5	**5.1**	<182	<9.1	<182	<9.1	<9.1	<9.1	<9.1	<9.1	<18.2	<9.1	<9.1	<9.1	<9.1	<9.1	<9.1	<9.1	<9.1	<36.5	<91.2	<9.1	<9.1	<9.1	<9.1	<9.1	<9.1	**11.7**	<9.1	<9.1	<9.1	<18.2	<9.1
92549416	AF1 (14-16') 20210713	NA	07/13/2021	**266**	**583**	**392**	**1,240**	<149	**40.5**	<149	**326**	<7.4	<7.4	<7.4	<7.4	<14.9	<7.4	<7.4	<7.4	<7.4	<7.4	**592**	<7.4	**264**	<29.7	<74.3	<7.4	**1,060**	**583**	**38.7**	<7.4	<7.4	**1,330**	**4,460**	**1,200**	**3,810**	**2,450**	**1,360**
92549416	AF1 (28-30') 20210713*	NA	07/13/2021	**23,000**	**6,340**	**2,120**	**31,400**	<26,100	**114,000**	<26,100	**28,500**	<1,310	<1,310	<1,310	<1310	<2610	<1,310	<1,310	<1,310	<1,310	**5,450**	**374,000**	**26,900**	**23,500**	<5,220	<13,100	<1,310	**60,300**	<1,310	**14,600**	<1,310	<1,310	**1,150,000**	**542,000**	<1,310	**1,860,000**	**1,330,000**	**526,000**
92549416	AF2 (0-2') 20210713	NA	07/13/2021	<4	<4	<4	<4	<168	<8.4	<168	<8.4	<8.4	<8.4	<8.4	<8.4	<16.8	<8.4	<8.4	<8.4	<8.4	<8.4	<8.4	<8.4	<8.4	<33.6	<83.9	<8.4	<8.4	<8.4	<8.4	<8.4	<8.4	**10.9**	<8.4	<8.4	<16.8	<16.8	<8.4
92549416	AF2 (10-12') 20210713	NA	07/13/2021	<3.6	<3.6	<3.6	**6.5**	<155	**23.4**	<155	<7.7	<7.7	<7.7	<7.7	<7.7	<15.5	<7.7	<7.7	<7.7	<7.7	<7.7	**22.4**	<7.7	<7.7	<31	<77.5	<7.7	<7.7	<7.7	<7.7	<7.7	<7.7	**228**	**20.7**	<7.7	**144**	**98.9**	**44.8**
92549416	AF2 (24-26') 20210713	NA	07/13/2021	**15,500**	**4,320**	**1,370**	**21,200**	<12,300	**56,600**	<12,300	**18,500**	<617	<617	<617	<617	<1230	<617	<617	<617	<617	**2,760**	**198,000**	**15,000**	**14,300**	<2,470	**13,200**	<617	**34,000**	**59,200**	**7,860**	<617	<617	**599,000**	**323,000**	**93,000**	**973,000**	**697,000**	**277,000**
92549416	AF3 (0-2') 20210713	NA	07/13/2021	<3	<3	<3	<3	<123	<6.2	<123	<6.2	<6.2	<6.2	<6.2	<6.2	<12.3	<6.2	<6.2	<6.2	<6.2	<6.2	<6.2	<6.2	**4J**	<24.6	<61.6	<6.2	<6.2	<6.2	<6.2	<6.2	<6.2	**7.3**	**3.7J**	<6.2	**7.5J**	**7.5J**	<6.2
92549416	AF3 (10-12') 20210713	NA	07/13/2021	<3.9	<3.9	<3.9	<3.9	<162	**9.9**	<162	<8.1	<8.1	<8.1	<8.1	<8.1	<16.2	<8.1	<8.1	<8.1	<8.1	<8.1	**6.3J**	<8.1	<8.1	<32.4	<81	<8.1	<8.1	<8.1	<8.1	<8.1	<8.1	**46.2**	**19.4**	<8.1	**62.2**	**40.5**	**21.7**
92549416	AF3 (32-34') 20210713*	NA	07/13/2021	**1,600**	**981**	**368**	**2,940**	<5,150	**4,730**	<5,150	**4,830**	<257	<257	<257	<257	<515	<257	<257	<257	<257	**384**	**45,500**	**4,070**	**4,410**	<1,030	**3,160**	**163J**	**12,200**	<257	**2,090**	<257	<257	**93,000**	**91,800**	**25,500**	**243,000**	**169,000**	**73,300**
92549416	AF4 (0-2') 20210713	NA	07/13/2021	<3.2	<3.2	<3.2	**4.8**	<135	<6.8	<135	<6.8	<6.8	<6.8	<6.8	<6.8	<13.5	<6.8	<6.8	<6.8	<6.8	<6.8	<6.8	<6.8	<6.8	<27.1	<67.7	<6.8	<6.8	<6.8	<6.8	<6.8	<6.8	**5.3J**	**4.2J**	<6.8	<13.5	<13.5	<6.8
92549416	AF4 (10-12') 20210713	NA	07/13/2021	**449**	**156**	**87.5**	**693**	<1,730	**1,250**	<1,730	**2,470**	<86.7	<86.7	<86.7	<86.7	<173	<86.7	<86.7	<86.7	<86.7	**44.0J**	**14,800**	**1,840**	**2,100**	<347	**1,520**	<86.7	**5,900**	<86.7	**723**	<86.7	<86.7	**27,200**	**46,600**	**13,900**	**82,100**	**57,700**	**24,400**
92549416	AF4 (34-35') 20210713*	NA	07/13/2021	**8,310**	**2,240**	**809**	**11,400**	<11,500	**33,200**	<11,500	**10,000**	<574	<574	<574	<574	<1150	<574	<574	<574	<574	**1,360**	**124,000**	**9,940**	**9,300**	<2,290	**7,030**	<574	**22,300**	<574	**4,960**	<574	<574	**379,000**	**211,000**	**61,200**	**623,000**	**447,000**	**176,000**
92549416	AF5 (0-2') 20210713	NA	07/13/2021	<3.7	<3.7	<3.7	<3.7	**90.2J**	**4.5J**	<150	<7.5	<7.5	<7.5	<7.5	<7.5	<15	<7.5	<7.5	<7.5	<7.5	<7.5	**12.8**	<7.5	<7.5	<29.9	<74.8	<7.5	**12.3**	<7.5	<7.5	<7.5	<7.5	**45.0**	**43.7**	**14.7**	**84.6**	**60.3**	**24.3**
92549416	AF5 (14-16') 20210713	NA	07/13/2021	**3.9**	<3.6	<3.6	**4.6**	<139	**211**	<139	<7	<7	<7	<7	<7	<13.9	<7	<7	<7	<7	**21.0**	**24.4**	<7	<7	<27.9	<69.7	<7	**4.0J**	<7	<7	<7	<7	**338**	**40.2**	**12.5**	**138**	**86.9**	**51.2**
92549416	AF5 (32-34') 20210713	NA	07/13/2021	**17,400**	**3,810**	**1,450**	**22,600**	<12,400	**56,800**	<12,400	**17,600**	<620	<620	<620	<620	<1240	<620	<620	<620	<620	**2,290**	**197,000**	**16,100**	**15,300**	<2,480	**14,900**	<620	**37,900**	<620	**7,980**	<620	<620	**619,000**	**357,000**	**105,000**	**970,000**	**696,000**	**274,000**
92549416	AF6 (0-2') 20210713	NA	07/13/2021	<3.9	<3.9	<3.9	<3.9	<141	<7.1	<141	<7.1	<7.1	<7.1	<7.1	<7.1	<14.1	<7.1	<7.1	<7.1	<7.1	<7.1	<7.1	<7.1	**4.8J**	<28.2	<70.5	<7.1	<7.1	<7.1	<7.1	<7.1	<7.1	**14.4**	<7.1	<7.1	<14.1	<14.1	<7.1
92549416	AF6 (22-24') 20210713	NA	07/13/2021	**11.9**	**3.9**	<3.2	**16.2**	<121	**543**	<121	<6.1	<6.1	<6.1	<6.1	<6.1	<12.1	<6.1	<6.1	<6.1	<6.1	**57.0**	**241**	<6.1	**84.5**	<24.2	<60.6	<6.1	**115**	<6.1	**12.8**	<6.1	<6.1	**1,680**	**476**	**138**	**1,240**	**848**	**391**
92549416	AF6 (40-41') 20210713*	NA	07/13/2021	**20.9**	**8.3**	<2.8	**31.9**	**45.1J**	**109**	<116	<5.8	<5.8	<5.8	<5.8	<5.8	<11.6	<5.8	<5.8	<5.8	<5.8	**29.9**	**200**	**22.3**	**31.0**	<23.2	<57.9	<5.8	**143**	<5.8	**10.5**	<5.8	<5.8	**694**	**548**	**161**	**1,030**	**712**	**320**
92550079	ACO AO 0-2 20210715	NA	07/15/2021	<3.7	<3.7	**3.9**	**9.1**	<134	<6.7	<134	<6.7	<6.7	<6.7	<6.7	<6.7	<13.4	<6.7	<6.7	<6.7	<6.7	<6.7	<6.7	<6.7	**31.5**	<26.8	<66.9	<6.7	<6.7	<6.7	<6.7	<6.7	<6.7	**6.7**	**4.4J**	<6.7	<13.4	<13.4	<6.7
92550079	ACO AO 8-10 20210715	NA	07/15/2021	<3.9	<3.9	<3.9	<3.9	<148	<7.4	<148	<7.4	<7.4	<7.4	<7.4	<7.4	<14.8	<7.4	<7.4	<7.4	<7.4	<7.4	<7.4	<7.4	**18.6**	<29.5	<73.9	<7.4	<7.4	<7.4	<7.4	<7.4	<7.4	**8.8**	**8.7**	<7.4	<14.8	<14.8	<7.4
92550079	ACOO 0-2 20210715	NA	07/15/2021	<3.4	<3.4	<3.4	<3.4	<147	<7.4	<147	<7.4	<7.4	<7.4	<7.4	<7.4	<14.7	<7.4	<7.4	<7.4	<7.4	<7.4	<7.4	<7.4	<7.4	<29.4	<73.5	<7.4	<7.4	<7.4	<7.4	<7.4	<7.4	<7.4	<7.4	<7.4	<14.7	<14.7	<7.4
92550079	ADOO 0-2 20210715	NA	07/15/2021	<3.6	<3.6	<3.6	**5.4**	<139	<6.9	<139	**30.8**	<6.9	<6.9	<6.9	<6.9	<13.9	<6.9	<6.9	<6.9	<6.9	<6.9	<6.9	<6.9	**343**	<27.7	<69.4	<6.9	<6.9	<6.9	<6.9	<6.9	<6.9	**4.8J**	<6.9	<6.9	<13.9	<13.9	<6.9
92550079	ADOO 24-26 20210715	NA	07/15/2021	**43.2**	**19.2**	**8.5**	**70.9**	<121	**51.9**	<121	**63.3**	<6	<6	<6	<6	<12.1	<6	<6	<6	<6	**9.6**	**283**	**40.7**	**56.6**	<24.1	<60.3	<6	**357**	<6	**15.4**	<6	<6	**447**	**996**	**277**	**1,660**	**1,110**	**547**
92550079	AEO 0-2 20210715	NA	07/15/2021	<3.3	<3.3	<3.3	<3.3	<133	<6.6	<133	<6.6	<6.6	<6.6	<6.6	<6.6	<13.3	<6.6	<6.6	<6.6	<6.6	<6.6	<6.6	<6.6	**49.4**	<26.5	<66.3	<6.6	<6.6	<6.6	<6.6	<6.6	<6.6	**3.4J**	<6.6	<6.6	<13.3	<13.3	<6.6
92550079	AEO 8-10 20210715	NA	07/15/2021	<3.5	<3.5	<3.5	<3.5	<140	<7	<140	<7	<7	<7	<7	<7	<14	<7	<7	<7	<7	<7	<7	<7	<7	<27.9	<69.8	<7	<7	<7	<7	<7	<7	<7	**3.7J**	<7	<7	<14	<14	<7
92550079	AEOO 0-2 20210715	NA	07/15/2021	<3.6	<3.6	<3.6	<3.6	<126	<6.3	<126	<6.3	<6.3	<6.3	<6.3	<6.3	<12.6	<6.3	<6.3	<6.3	<6.3	<6.3	<6.3	<6.3	**5.5J**	<25.2	<63	<6.3	**8.0**	<6.3	<6.3	<6.3	<6.3	**9.7**	**7.5**	<6.3	**16.0**	**11.5J**	**4.5J**
92550079	AEOO 12-14 20210715	NA	07/15/2021	<3.6	<3.6	<3.6	<3.6	<140	<7	<140	<7	<7	<7	<7	<7	<14	<7	<7	<7	<7	<7	<7	<7	<7	<27.9	<69.8	<7	<7	**13.0**	<7	<7	<7	<7	**5.7J**	**4.0J**	<7	<14	<14	<7
92550085	ACOAO 42-44 20210715*	NA	07/15/2021	**1,180**	**749**	**282**	**2,210**	<1,460	**1,270**	**1,170J**	**1,460**	<73	<73	<73	<73	<146	<73	<73	<73	<73	**166**	**13,800**	**1,400**	**1,450**	<292	**1,120**	<73	**4,750**	**5,260**	**55J**	<73	<73	**30,300**	**29,900**	**8,550**	**83,900**	**58,500**	**25,300**
92550085	ACOO 40-4.5 20210715*	NA	07/15/2021	**10.1**	**5.8**	<3	**16.6**	<127	**356**	**37.9J**	<6.3	<6.3	<6.3	<6.3	<6.3	<12.7	<6.3	<6.3	<6.3	<6.3	**67.3**	**57.1**	<6.3	<6.3	<25.4	<63.5	**21.8**	**15.5**	<6.3	<6.3	<6.3	<6.3	**771**	**32.4**	<6.3	**313**	**205**	**108**
92550085	ADOO 34-36 20210715*	NA	07/15/2021	**3.8**	<3	<3	**5.2**	<123	**215**	<123	<6.1	<6.1	<6.1	<6.1	<6.1	<12.3	<6.1	<6.1	<6.1	<6.1	**75.6**	**58.3**	<6.1	<6.1	<24.6	<61.5	**15.6**	**22.7**	<6.1	**4.6J**	<6.1	<6.1	**625**	**48.9**	<6.1	**356**	**241**	**114**
92550085	AEO 22-24 20210715	NA	07/15/2021	<3.7	<3.7	<3.7	<3.7	<139	<6.9	<139	<6.9	<6.9	<6.9	<6.9	<6.9	<13.9	<6.9	<6.9	<6.9	<6.9	<6.9	<6.9	<6.9	<6.9	<27.7	<69.3	<6.9	<6.9	<6.9	<6.9	<6.9	<6.9	<6.9	<6.9	<6.9	<13.9	<13.9	<6.9
92550085	AEOO 32-34 20210715*	NA	07/15/2021	<3.4	<3.4	<3.4	<3.4	<132	<6.6	<132	<6.6	<6.6	<6.6	<6.6	<6.6	<13.2	<6.6	<6.6	<6.6	<6.6	<6.6	<6.6	<6.6	<6.6	<26.4	<66	<6.6	<6.6	<6.6	<6.6	<6.6	<6.6	**5J**	<6.6	<6.6	<13.2	<13.2	<6.6
92550088	AAOO 0-2 20210714	NA	07/14/2021	<3.1	<3.1	<3.1	<3.1	<125	<6.3	<125	**6J**	<6.3	<6.3	<6.3	<6.3	<12.5	<6.3	<6.3	<6.3	<6.3	<6.3	**4.5J**	<6.3	**14.8**	<25	<62.5	<6.3	**16.4**	<6.3	<6.3	<6.3	<6.3	**15.8**	**35.6**	<6.3	**39.5**	**27.8**	**11.7**
92550088	AAOO 4-6 20210714	NA	07/14/2021	<3.3	<3.3	<3.3	**4.8**	<147	<7.4	<147	<7.4	<7.4	<7.4	<7.4	<7.4	<14.7	<7.4	<7.4	<7.4	<7.4	<7.4	**23.2**	<7.4	<7.4	<29.5	**16.7J**	<7.4	**27.0**	<7.4	<7.4	<7.4	<7.4	**28.6**	**121**	**38.7**	**145**	**102**	**43.4**
92550088	ABOO 0-2 20210714	NA	07/14/2021	<3.5	<3.5	<3.5	**5.1**	<143	<7.1	<143	<7.1	<7.1	<7.1	<7.1	<7.1	<14.3	<7.1	<7.1	<7.1	<7.1	<7.1	<7.1	<7.1	**127**	<28.6	<71.4	<7.1	<7.1	<7.1	<7.1	<7.1	<7.1	<7.1	<7.1	<7.1	<14.3	<14.3	<7.1
92550088	AF1A 0-2 20210714	NA	07/14/2021	<3.3	<3.3	<3.3	**4.1**	<128	<6.4	<128	<6.4	<6.4	<6.4	<6.4	<6.4	<12.8	<6.4	<6.4	<6.4	<6.4	<6.4	<6.4	<6.4	<6.4	<25.6	<64.1	<6.4	<6.4	<6.4	<6.4	<6.4	<6.4	**7.6**	**3.7J**	<6.4	**11.0J**	**11.0J**	<6.4
92550088	AF1A 22-24 20210714	NA	07/14/2021	**41.4**	**210**	**174**	**426**	<2,440	<122	**601J**	**2,780**	<122	<122	<122	<122	<244	<122	<122	<122	<122	**8,330**	**1,930**	**2,710**	<487	**601J**	<122	**7,910**	**8,300**	**698**	<122	<122	**3,890**	**52,700**	**14,800**	**65,400**	**42,300**	**23,100**
92550088	AF1B 0-2 20210714	NA	07/14/2021	<3.1	<3.1	<3.1	<3.1	<128	<6.4	<128	<6.4	<6.4	<6.4	<6.4	<6.4	<12.8	<6.4	<6.4	<6.4	<6.4	<6.4	<6.4	<6.4	<6.4	<25.6	<64	<6.4	<6.4	<6.4	<6.4	<6.4	<6.4	**3.5J**	<6.4	<6.4	<12.8	<12.8	<6.4
92550088	AF1B 24-26 20210714	NA	07/14/2021	**3,310**	**2,880**	**1,160**	**7,350**	<6,200	**617**	**2,560J**	**8,750**	<310	<310	<310	<310	<620	<310	<310	<310	<310	**124,000**	**11,400**	**9,630**	<1,240	**9710**	<310	**23,000**	**38,300**	**5,830**	<310	<310	**191,000**	**199,000**	**59,500**	**730,000**	**516,000**	**214,000**
92550088	AF1C 0-2 20210714	NA	07/14/2021	<3.2	<3.2	<3.2	**4.2**	<130	**13**	<130	<6.5	<6.5	<6.5	<6.5	<6.5	<13	<6.5	<6.5	<6.5	<6.5	<6.5	**47.1**	<6.5	**8.1**	<26	<65.1	<6.5	**6.1J**	<6.5	<6.5	<6.5	<6.5	**164**	**41.7**	<6.5	**242**	**181**	**61.2**
92550088	AF1C 24-26 20210714	NA	07/14/2021	<2.7	<2.7	<2.7	<2.7	<109	**4.2J**	<109	<5.5	<5.5	<5.5	<5.5	<5.5	<10.9	<5.5	<5.5	<5.5	<5.5	<5.5	**7.8**	<5.5	<5.5	<21.9	<54.6	<5.5	**10.2**	<5.5	<5.5	<5.5	<5.5	**27.7**	**21.6**	<5.5	**43.9**	**28.2**	**15.8**
92550088	AF1D 0-2 20210714	NA	07/14/2021	<3.6	<3.6	<3.6	**4.1**	<135	<6.7	<135	<6.7	<6.7	<6.7	<6.7	<6.7	<13.5	<6.7	<6.7	<6.7	<6.7	<6.7	<6.7	<6.7	**31.3**	<26.9	<67.4	<6.7	<6.7	<6.7	<6.7	<6.7	<6.7	**7.1**	**4.2J**	<6.7	<13.5	<13.5	<6.7
92550088	AF1D 24-26 20210714	NA	07/14/2021	**38.7**	**20.9**	**10.9**	**70.5**	<125	**57.1**	**175**	**242**	<6.3	<6.3	<6.3	<6.3	<12.5	<6.3	<6.3	<6.3	<6.3	<6.3	**630**	**117**	<6.3	<25.1	**130**	<6.3	**570**	**518**	**29.5**	<6.3	<6.3	**866**	**3,170**	**933**	**3,720**	**2,620**	**1,100**
92550144	AE1 0-2 20210716	NA	07/16/2021	<3.2	<3.2	<3.2	<3.2	<121	<6	<121	<6	<6	<6	<6	<6	<12.1	<6	<6	<6	<6	<6	<6	<6	<6	<24.2	<60.5	<6	<6	<6	<6	<6	<6	<6	**3.5J**	<6	<12.1	<12.1	<6
92550144	AE1 10-12 20210716	NA	07/16/2021	<3.2	<3.2	<3.2	**3.2**	<123	**26.8**	<123	<6.1	<6.1	<6.1	<6.1	<6.1	<12.3	<6.1	<6.1	<6.1	<6.1	**5.8J**	**6.1J**	<6.1	<6.1	<24.5	<61.3	<6.1	**6.0J**	<6.1	<6.1	<6.1	<6.1	**68.9**	**16.5**	<6.1	**56.3**	**32.5**	**23.8**
92550144	AE1 34-36 20210716*	NA	07/16/2021	**41.0**	**9.6**	<3.6	**52.0**	<148	**595**	**82.4J**	**30.0**	<7.4	<7.4	<7.4	<7.4	<14.8	<7.4	<7.4	<7.4	<7.4	**154**	**407**	**28.2**	**28.9**	<29.6	<74	<7.4	**118**	**111**	**20.9**	<7.4	<7.4	**2,410**	**593**	**149**	**2,330**	**1,620**	**707**
92550144	AE2 0-2 20210716	NA	07/16/2021	<3.5	<3.5	<3.5	**4.7**	<146	**40.3**	<146	<7.3	<7.3	<7.3	<7.3	<7.3	<14.6	<7.3	<7.3	<7.3	<7.3	<7.3	**14.3**	<7.3	**6.0J**	<29.2	<73.1	<7.3	<7.3	<7.3	<7.3	<7.3	<7.3	**148**	**19.8**	<7.3	**136**	**102**	**34.3**
92550144	AE2 12-14 20210716	NA	07/16/2021	**10.9**	<3.2	<3.2	**13.8**	<128	**586**	<128	<6.4	<6.4	<6.4	<6.4	<6.4	<12.8	<6.4	<6.4	<6.4	<6.4	**81.7**	**125**	<6.4	<6.4	<25.7	<64.2	**28.5**	**31.3**	<6.4	**7.5**	<6.4	<6.4	**1,750**	**68.2**	<6.4	**698**	**462**	**237**
92550144	AE2 32-34 20210716*	NA	07/16/2021	**5.0**	<3	<3	**6.0**	<119	**474**	<119	<6	<6	<6	<6	<6	<11.9	<6	<6	<6	<6	**322**	**71.9**	<6	<6	<23.9	<59.7	**215**	**27.4**	<6	**4.9J**	<6	<6	**1,020**	**49.9**	<6	**417**	**271**	**146**
92550144	AE3 0-2 20210716	NA	07/16/2021	**5.8**	**33.2**	**43**	**81.5**	<150	**32.7**	<150	<7.5	<7.5	<7.5	<7.5	<7.5	<15	<7.5	<7.5	<7.5	<7.5	<7.5	**52.4**	<7.5	**10.4**	<30	<75.1	<7.5	**22.7**	<7.5	<7.5	<7.5	<7.5	**277**	**84.2**	<7.5	**331**	**235**	**95.9**
92550144	AE3 14-16 20210716	NA	07/16/2021	**9.9**	**11.4**	<3.4	**22.3**	<140	**83.1**	**39.9J**	**3.7J**	<7	<7	<7	<7	<14	<7	<7	<7	<7	**26.3**	**38.4**	<7	<7	<28	<69.9	<7	**21.2**	<7	<7	<7	<7	**215**	**81.0**	<7	**274**	**160**	**115**
92550144	AE3 30-32 20210716*	NA	07/16/2021	<4.8	<4.8	<4.8	**11.5**	<137	<6.9	<137	<6.9	<6.9	<6.9	<6.9	<6.9	<13.7	<6.9	<6.9	<6.9	<6.9	<6.9	<6.9	<6.9	<6.9	<27.4	<68.5	<6.9	<6.9	<6.9	<6.9	<6.9	<6.9	<6.9	**7.3**	<6.9	<13.7	<13.7	<6.9
92550144	AE4 0-2 20210716	NA	07/16/2021	<3.7	<3.7	<3.7	<3.7	<141	<7	<141	<7	<7	<7	<7	<7	<14.1	<7	<7	<7	<7	<7	<7	<7	<7	<28.1	<70.3	<7	<7	<7	<7	<7	<7	<7	<7	<7	<14.1	<14.1	<7
92550144	AE4 16-18 20210716	NA	07/16/2021	<3.4	<3.4	<3.4	<3.4	<131	**53.4**	<131	<6.5	<6.5	<6.5	<6.5	<6.5	<13.1	<6.5	<6.5	<6.5	<6.5	**8.5**	**20.6**	<6.5	<6.5	<26.2	<65.5	<6.5	**8.4**	<6.5	<6.5	<6.5	<6.5	**201**	**27.5**	<6.5	**123**	**78.5**	**44.6**
92550144	AE4 28-30 20210716*	NA	07/16/2021	**4.0**	<3.5	<3.5	**5.5**	<135	**109**	<135	**3.8J**	<6.8	<6.8	<6.8	<6.8	<13.5	<6.8	<6.8	<6.8	<6.8	<6.8	**76.1**	<6.8	<6.8	<27.1	<67.7	<6.8	**19.8**	<6.8	<6.8	<6.8	<6.8	**756**	**74.4**	<6.8	**460**	**309**	**151**
92550103	AB00 30-32 20210714	NA	07/14/2021	<2.8	<2.8	<2.8	<2.8	<118	**19.5

Table 2
Summary of Delineation Soil Sampling Results

Colonial Pipeline Company
2020-L1-SR2448
Huntersville, North Carolina

Lab Report	Sample ID	Well ID	Sample Date	MADEP VPH (mg/kg)				Volatile Organic Compounds (EPA 8260D) (µg/kg)																														
				Aliphatic (C05-C08)	Aliphatic (C09-C12)	Aromatic (C09-C10), Unadjusted	Total VPH	Acetone	Benzene	2-Butanone (MEK)	n-Butylbenzene	sec-Butylbenzene	tert-Butylbenzene	Chlorobenzene	Chloroform	Chloromethane	2-Chlorotoluene	4-Chlorotoluene	1,1-Dichloroethane	1,2-Dichloroethane	Diisopropyl ether	Ethylbenzene	Isopropylbenzene (Cumene)	p-Isopropyltoluene	Methylene Chloride	4-Methyl-2-pentanone (MIBK)	Methyl-tert-butyl ether	Naphthalene	n-Propylbenzene	Styrene	1,1,1,2-Tetrachloroethane	Tetrachloroethene	Toluene	1,2,4-Trimethylbenzene	1,3,5-Trimethylbenzene	Xylene (Total)	m&p-Xylene	o-Xylene
Soil-to-Water MSCCs				**68**	**540**	**31**	**NE**	**24,000**	**7.2**	**16,000**	**2,400**	**2,200**	**1,700**	**440**	**340**	**14**	**NE**	**280**	**30**	**1.9**	**320**	**8,000**	**1,300**	**120**	**23**	**420**	**85**	**200**	**1,400**	**900**	**4**	**5.0**	**5,400**	**6,600**	**6,600**	**6,000**	**NE**	**NE**
Residential MSCCs				**625**	**1,560**	**469**	**NE**	**14,000,000**	**12,000**	**9,380,000**	**782,000**	**1,560,000**	**1,560,000**	**312,000**	**21,000**	**51,000**	**NE**	**312,000**	**116,000**	**7,290**	**NE**	**60,300**	**1,560,000**	**1,560,000**	**93,800**	**1,250,000**	**156,000**	**5,500**	**1,560,000**	**3,120,000**	**25,200**	**93,800**	**1,250,000**	**156,000**	**156,000**	**3,120,000**	**NE**	**NE**
Industrial / Commercial MSCCs				**9,340**	**23,300**	**7,000**	**NE**	**210,000,000**	**59,400**	**140,000,000**	**11,600,000**	**23,300,000**	**23,300,000**	**4,670,000**	**105,000**	**251,000**	**NE**	**4,670,000**	**573,000**	**35,900**	**2,330,000**	**297,000**	**23,300,000**	**23,300,000**	**1,400,000**	**18,600,000**	**1,810,000**	**27,000**	**23,300,000**	**46,700,000**	**125,000**	**1,400,000**	**18,600,000**	**2,330,000**	**2,330,000**	**46,700,000**	**NE**	**NE**
92550103	AF1B 44-46_20210714*	NA	07/14/2021	**29.7**	**6.9**	<3.1	**37.6**	**111J**	**1,470**	**488**	<6.5	<6.5	<6.5	<6.5	<6.5	<13	<6.5	<6.5	<6.5	<6.5	**566**	**282**	**5.2J**	<6.5	<26.1	<65.2	**426**	**62.9**	<6.5	**13.5**	<6.5	<6.5	**3,650**	**163**	<6.5	**1,580**	**1,060**	**519**
92550103	AF1C 44-46_20210714*	NA	07/14/2021	**49.6**	**26.8**	**9.1**	**85.5**	<121	**626**	**324**	<6.1	<6.1	<6.1	<6.1	<6.1	<12.1	<6.1	<6.1	<6.1	<6.1	**417**	**376**	**41.2**	**60.2**	<24.2	**37.4J**	**247**	**351**	**153**	**22.4**	<6.1	<6.1	**1,850**	**1,040**	**251**	**2,280**	**1,470**	**810**
92550103	AF1D 36-38_20210714*	NA	07/14/2021	**8,300**	**2,490**	**874**	**11,700**	<16,300	**22,000**	<16,300	**7,200**	<815	<815	<815	<815	<1630	<815	<815	<815	<815	**1,030**	**99,400**	**8,310**	**7,490**	<3,260	**6,660J**	<815	**22,700**	**31,800**	**4,520**	<815	<815	**343,000**	**175,000**	**51,100**	**558,000**	**395,000**	**162,000**
92551963	AE6 (0-2)_20210727	NA	07/27/2021	<3.7	<3.7	<3.7	<3.7	<120	<6	<120	<6	<6	<6	<6	<6	<12	<6	<6	<6	<6	<6	<6	<6	<6	<24.1	<60.2	<6	<6	<6	<6	<6	<6	<6	<6	<12	<12	<6
92551963	AE6 (18-20)_20210727	NA	07/27/2021	<3.5	<3.5	<3.5	<3.5	<124	**47.6**	<124	<6.2	<6.2	<6.2	<6.2	<6.2	<12.4	<6.2	<6.2	<6.2	<6.2	**5.9J**	**16.7**	<6.2	<6.2	<24.9	<62.2	<6.2	**9.1**	<6.2	<6.2	<6.2	<6.2	**134**	**25.9**	<6.2	**93.4**	**60.2**	**33.2**
92551963	AE6 (28-30)_20210727*	NA	07/27/2021	**5,840**	**1,900**	**763**	**8,510**	<3,480	**8,510**	<3,480	**6,740**	<174	<174	<174	**261**	<348	<174	<174	<174	<174	**468**	**52,900**	**5,810**	**6,240**	<696	<1,740	<174	**17,300**	**22,500**	**2,420**	<174	<174	**126,000**	**134,000**	**40,300**	**285,000**	**207,000**	**77,900**
92551963	AE7 (0-2)_20210727	NA	07/27/2021	<3.7	<3.7	<3.7	<3.7	<118	<5.9	<118	<5.9	<5.9	<5.9	<5.9	<5.9	<11.8	<5.9	<5.9	<5.9	<5.9	<5.9	<5.9	<5.9	<5.9	<23.6	<58.9	<5.9	<5.9	<5.9	<5.9	<5.9	<5.9	**3.3J**	<5.9	<5.9	<11.8	<11.8	<5.9
92551963	AE7 (12-24)_20210727	NA	07/27/2021	<3.2	<3.2	<3.2	<3.2	<107	<5.3	<107	<5.3	<5.3	<5.3	<5.3	<5.3	<10.7	<5.3	<5.3	<5.3	<5.3	<5.3	<5.3	<5.3	<5.3	<21.3	<53.3	<5.3	<5.3	<5.3	<5.3	<5.3	<5.3	<5.3	<5.3	<5.3	<10.7	<10.7	<5.3
92551963	AE7 (6-8)_20210727	NA	07/27/2021	<3.5	<3.5	<3.5	<3.5	<124	<6.2	<124	<6.2	<6.2	<6.2	<6.2	<6.2	<12.4	<6.2	<6.2	<6.2	<6.2	<6.2	<6.2	<6.2	<6.2	<24.7	<61.9	<6.2	<6.2	<6.2	<6.2	<6.2	<6.2	<6.2	<6.2	<6.2	<12.4	<12.4	<6.2
92551963	AE8 (0-2)_20210727	NA	07/27/2021	<3.9	<3.9	<3.9	<3.9	<115	<5.8	<115	<5.8	<5.8	<5.8	<5.8	<5.8	<11.5	<5.8	<5.8	<5.8	<5.8	<5.8	<5.8	<5.8	<5.8	<23	<57.6	<5.8	<5.8	<5.8	<5.8	<5.8	<5.8	<5.8	**3.9J**	<5.8	<11.5	<11.5	<5.8
92551963	AE8 (16-18)_20210727	NA	07/27/2021	<4.1	<4.1	<4.1	<4.1	<129	<6.5	<129	<6.5	<6.5	<6.5	<6.5	<6.5	<12.9	<6.5	<6.5	<6.5	<6.5	<6.5	<6.5	<6.5	**31.6**	<25.8	<64.6	<6.5	<6.5	<6.5	<6.5	<6.5	<6.5	<6.5	<6.5	<12.9	<12.9	<6.5
92551963	AE8 (28-30)_20210727*	NA	07/27/2021	**32.0**	**6.6**	<3.8	**39.5**	<121	**640**	**111J**	**58.4**	<6	<6	<6	<6	<12.1	<6	<6	<6	<6	**70.6**	**467**	**43.9**	**46.1**	<24.1	<60.3	<6	**154**	**166**	<6	<6	<6	**2,360**	**948**	**283**	**2,490**	**1,820**	**669**
92552232	AG4 (0-2)_20210728	NA	07/28/2021	<4.3	<4.3	<4.3	**4.9**	<191	<9.6	<191	<9.6	<9.6	<9.6	<9.6	<9.6	<19.1	<9.6	<9.6	<9.6	<9.6	<9.6	<9.6	<9.6	<9.6	<38.3	<95.7	<9.6	<9.6	<9.6	<9.6	<9.6	<9.6	<9.6	<9.6	<9.6	<19.1	<19.1	<9.6
92552232	AG4 (32-34)_20210728	NA	07/28/2021	<3.2	<3.2	<3.2	<3.2	<116	<5.8	<116	<5.8	<5.8	<5.8	<5.8	<5.8	<11.6	<5.8	<5.8	<5.8	<5.8	<5.8	<5.8	<5.8	<5.8	<23.2	<57.9	<5.8	<5.8	<5.8	<5.8	<5.8	<5.8	<5.8	<5.8	<5.8	<11.6	<11.6	<5.8
92552232	AG4 (8-10)_20210728	NA	07/28/2021	<4	<4	<4	**4.7**	<134	<6.7	<134	<6.7	<6.7	<6.7	<6.7	<6.7	<13.4	<6.7	<6.7	<6.7	<6.7	<6.7	<6.7	<6.7	**742**	<26.7	<66.9	<6.7	<6.7	<6.7	<6.7	<6.7	<6.7	<6.7	<6.7	<6.7	<13.4	<13.4	<6.7
92552232	AE5 (0-2)_20210728	NA	07/28/2021	<3.8	<3.8	<3.8	<3.8	<117	<5.8	<117	<5.8	<5.8	<5.8	<5.8	<5.8	<11.7	<5.8	<5.8	<5.8	<5.8	<5.8	<5.8	<5.8	<5.8	<23.4	<58.4	<5.8	<5.8	<5.8	<5.8	<5.8	<5.8	<5.8	**1.7J**	<5.8	<11.7	<11.7	<5.8
92552232	AE5 (16-18)_20210728	NA	07/28/2021	<3.6	<3.6	<3.6	<3.6	<125	**14.4**	<125	<6.2	<6.2	<6.2	<6.2	<6.2	<12.5	<6.2	<6.2	<6.2	<6.2	<6.2	<6.2	<6.2	<6.2	<24.9	<62.3	<6.2	<6.2	<6.2	<6.2	<6.2	<6.2	**28.5**	**3.5J**	<6.2	<12.5	<12.5	**3.4J**
92552232	AE5 (24-26)_20210728*	NA	07/28/2021	**10,800**	**2,680**	**981**	**14,500**	<15,700	**34,800**	<15,700	**7,130**	<787	<787	<787	<787	<1570	<787	<787	<787	<787	**1,540**	**90,900**	**7,350**	<787	<3,150	<7,870	<787	**19,400**	**27,800**	**3,980**	<787	<787	**346,000**	**158,000**	**46,800**	**475,000**	**352,000**	**123,000**
92552232	AG5 (0-2)_20210728	NA	07/28/2021	<5.2	<5.2	<5.2	<5.2	<161	<8	<161	<8	<8	<8	<8	<8	<16.1	<8	<8	<8	<8	<8	<8	<8	<8	<32.1	<80.3	<8	<8	<8	<8	<8	<8	<8	<8	<8	<16.1	<16.1	<8
92552232	AG5 (16-18)_20210728	NA	07/28/2021	<3.7	<3.7	<3.7	<3.7	<128	<6.4	<128	<6.4	<6.4	<6.4	<6.4	<6.4	<12.8	<6.4	<6.4	<6.4	<6.4	<6.4	<6.4	<6.4	<6.4	<25.5	<63.8	<6.4	<6.4	<6.4	<6.4	<6.4	<6.4	<6.4	<6.4	<6.4	<12.8	<12.8	<6.4
92552232	AG5 (24-26)_20210728	NA	07/28/2021	**3.6**	<3.4	<3.4	**4.1**	<115	**111**	<115	<5.8	<5.8	<5.8	<5.8	<5.8	<11.5	<5.8	<5.8	<5.8	<5.8	<5.8	**29.2**	<5.8	<5.8	<23.1	<57.7	<5.8	**17.4**	<5.8	<5.8	<5.8	<5.8	**468**	**17.3**	<5.8	**153**	**96.3**	**56.4**
92552232	AG6 (0-2)_20210728	NA	07/28/2021	<3.8	<3.8	<3.8	<3.8	<132	<6.6	<132	<6.6	<6.6	<6.6	<6.6	<6.6	<13.2	<6.6	<6.6	<6.6	<6.6	<6.6	<6.6	<6.6	<6.6	<26.5	<66.2	<6.6	<6.6	<6.6	<6.6	<6.6	<6.6	<6.6	<6.6	<6.6	<13.2	<13.2	<6.6
92552232	AG6 (16-18)_20210728	NA	07/28/2021	<3.6	<3.6	<3.6	<3.6	<120	**5.1J**	<120	<6	<6	<6	<6	<6	<12	<6	<6	<6	<6	<6	<6	<6	<6	<24	<59.9	<6	<6	<6	<6	<6	<6	**10.9**	<6	<6	<12	<12	<6
92552232	AG6 (26-28)_20210728*	NA	07/28/2021	**153**	**35.7**	**15.6**	**204**	<140	**931**	**132J**	**84.5**	<7	<7	<7	<7	<14	<7	<7	<7	<7	**80.6**	**635**	**61.1**	**67.6**	<28.1	<70.2	<7	**333**	**238**	**29.9**	<7	<7	**3,650**	**1,490**	**442**	**3,380**	**2,460**	**929**
92552521	AG1 (0-2)_20210729	NA	07/29/2021	<4.2	<4.2	<4.2	<4.2	**632**	**11.6**	**4,070**	<9.4	<9.4	<9.4	<9.4	<9.4	<18.8	<9.4	<9.4	<9.4	<9.4	<9.4	**62.9**	**5.9J**	**93.2**	<37.6	<93.9	<9.4	**19.2**	<9.4	<9.4	<9.4	<9.4	**192**	**116**	<9.4	**342**	**251**	**91.7**
92552521	AG1 (1-16)_20210729	NA	07/29/2021	**151**	**48.2**	**17.8**	**217**	<430	**783**	<430	**602**	<21.5	<21.5	<21.5	<21.5	<43	<21.5	<21.5	<21.5	<21.5	<21.5	**5,640**	**553**	**510**	<86.1	<215	<21.5	**1,500**	**1,800**	**270**	<21.5	<21.5	**13,600**	**10,900**	**3,060**	**31,400**	**22,900**	**8,560**
92552521	AG1 (2-4)_20210729	NA	07/29/2021	<3.8	<3.8	<3.8	**5.8**	<149	<7.4	<149	<7.4	<7.4	<7.4	<7.4	<7.4	<14.9	<7.4	<7.4	<7.4	<7.4	<7.4	<7.4	<7.4	<7.4	<29.7	<74.3	<7.4	<7.4	<7.4	<7.4	<7.4	<7.4	<7.4	<7.4	<7.4	<14.9	<14.9	<7.4
92552521	AG2 (0-2)_20210729	NA	07/29/2021	<3.7	**6.3**	**8.5**	**15.8**	<152	<7.6	**328**	<7.6	<7.6	<7.6	<7.6	<7.6	<15.2	<7.6	<7.6	<7.6	<7.6	<7.6	<7.6	<7.6	**266**	<30.4	<75.9	<7.6	<7.6	<7.6	<7.6	<7.6	<7.6	**4.3J**	<7.6	<7.6	<15.2	<15.2	<7.6
92552521	AG2 (10-12)_20210729	NA	07/29/2021	<4.0	<4.0	<4.0	<4.0	<156	**4.6J**	<156	<7.8	<7.8	<7.8	<7.8	<7.8	<15.6	<7.8	<7.8	<7.8	<7.8	<7.8	<7.8	<7.8	<7.8	<31.2	<77.9	<7.8	<7.8	<7.8	<7.8	<7.8	<7.8	**31.3**	<7.8	<7.8	**18.5**	**10.8J**	**7.7J**
92552521	AG2 (22-24)_20210729*	NA	07/29/2021	<3.8	<3.8	<3.8	**5.6**	<184	**16.3**	<184	<9.2	<9.2	<9.2	<9.2	<9.2	<18.4	<9.2	<9.2	<9.2	<9.2	<9.2	**24.2**	<9.2	<9.2	<36.8	<92	<9.2	<9.2	<9.2	<9.2	<9.2	<9.2	**108**	**39.8**	**11.8**	**124**	**89.4**	**35.0**
92552521	AG3 (0-2)_20210729	NA	07/29/2021	<3.6	<3.6	<3.6	<3.6	<156	<7.8	<156	<7.8	<7.8	<7.8	<7.8	<7.8	<15.6	<7.8	<7.8	<7.8	<7.8	<7.8	<7.8	<7.8	**51.9**	<31.2	<77.9	<7.8	<7.8	<7.8	<7.8	<7.8	<7.8	**5.2J**	<7.8	<7.8	<15.6	<15.6	<7.8
92552521	AG3 (22-24)_20210729*	NA	07/29/2021	**11,000**	**3,450**	**1,240**	**15,700**	<6,900	**17,900**	<6,900	**9,510**	<345	<345	<345	<345	<690	<345	<345	<345	<345	**628**	**107,000**	**9,610**	**8,730**	<1,380	**4,750**	<345	**20,800**	**34,400**	**4,850**	<345	<345	**276,000**	**190,000**	**56,300**	**579,000**	**425,000**	**154,000**
92552521	AGA1 (0-2)_20210729	NA	07/29/2021	<3.9	**5.5**	**6.5**	**13.3**	<157	<7.9	<157	<7.9	<7.9	<7.9	<7.9	<7.9	<15.7	<7.9	<7.9	<7.9	<7.9	<7.9	<7.9	<7.9	<7.9	<31.4	<78.6	<7.9	<7.9	<7.9	<7.9	<7.9	<7.9	<7.9	<7.9	<7.9	<15.7	<15.7	<7.9
92552521	AGA1 (16-18)_20210729	NA	07/29/2021	<4	<4	<4	<4.0	<162	<8.1	<162	<8.1	<8.1	<8.1	<8.1	<8.1	<16.2	<8.1	<8.1	<8.1	<8.1	<8.1	<8.1	<8.1	**72.8**	<32.4	<80.9	<8.1	<8.1	<8.1	<8.1	<8.1	<8.1	<8.1	<8.1	<8.1	<16.2	<16.2	<8.1
92552521	AGA1 (16-18)_20210729	NA	07/29/2021	<3.6	<3.6	<3.6	<3.6	<140	<7	<140	<7	<7	<7	<7	<7	<14	<7	<7	<7	<7	<7	<7	<7	<7	<28	<70	<7	<7	<7	<7	<7	<7	<7	<7	<7	<7	<14	<14	<7
92552521	AGA1 (2-4)_20210729	NA	07/29/2021	<3.4	<3.4	<3.4	<3.4	<153	<7.6	<153	<7.6	<7.6	<7.6	<7.6	<7.6	<15.3	<7.6	<7.6	<7.6	<7.6	<7.6	<7.6	<7.6	<7.6	<30.5	<76.3	<7.6	<7.6	<7.6	<7.6	<7.6	<7.6	<7.6	<7.6	<7.6	<15.3	<15.3	<7.6
92552651	AC 001 (0-2)_20210730	NA	07/30/2021	<3.1	<3.1	<3.1	<3.1	<120	<6	<120	<6	<6	<6	<6	<6	<12	<6	<6	<6	<6	<6	<6	<6	<6	<24	<60.1	<6	<6	<6	<6	<6	<6	<6	<6	<6	<12	<12	<6
92552651	AC 001 (32-34)_20210730*	NA	07/30/2021	<3.1	<3.1	<3.1	<3.1	<117	<5.8	<117	<5.8	<5.8	<5.8	<5.8	<5.8	<11.7	<5.8	<5.8	<5.8	<5.8	<5.8	<5.8	<5.8	<5.8	<23.3	<58.3	<5.8	<5.8	<5.8	<5.8	<5.8	<5.8	<5.8	<5.8	<5.8	<11.7	<11.7	<5.8
92552651	AC 001 (8-10)_20210730	NA	07/30/2021	<3.3	<3.3	<3.3	<3.3	<127	<6.3	<127	<6.3	<6.3	<6.3	<6.3	<6.3	<12.7	<6.3	<6.3	<6.3	<6.3	<6.3	<6.3	<6.3	<6.3	<25.4	<63.4	<6.3	<6.3	<6.3	<6.3	<6.3	<6.3	<6.3	<6.3	<6.3	<12.7	<12.7	<6.3
92552651	AC0 A00 (0-2)_20210730	NA	07/30/2021	<4.1	<4.1	<4.1	<4.1	<167	<8.4	**996**	<8.4	<8.4	<8.4	<8.4	<8.4	<16.7	<8.4	<8.4	<8.4	<8.4	<8.4	<8.4	<8.4	<8.4	<33.4	<83.6	<8.4	<8.4	<8.4	<8.4	<8.4	<8.4	<8.4	<8.4	<8.4	<16.7	<16.7	<8.4
92552651	AC0 A00 (10-12)_20210730	NA	07/30/2021	<3.3	<3.3	<3.3	<3.3	<134	<6.7	<134	<6.7	<6.7	<6.7	<6.7	<6.7	<13.4	<6.7	<6.7	<6.7	<6.7	<6.7	<6.7	<6.7	<6.7	<26.9	<67.1	<6.7	<6.7	<6.7	<6.7	<6.7	<6.7	<6.7	<6.7	<6.7	<13.4	<13.4	<6.7
92552651	AC0 A00 (32-34)_20210730*	NA	07/30/2021	<2.7	<2.7	<2.7	<2.7	<108	<5.4	<108	<5.4	<5.4	<5.4	<5.4	<5.4	<10.8	<5.4	<5.4	<5.4	<5.4	<5.4	<5.4	<5.4	<5.4	<21.6	<54.1	<5.4	<5.4	<5.4	<5.4	<5.4	<5.4	<5.4	<5.4	<5.4	<10.8	<10.8	<5.4
Soil Delineation Samples (Area B)																																						
92541434	A5 (4-6')	NA	05/27/2021	<4.3	<4.3	<4.3	<4.3	<187	<9.3	<187	<9.3	<9.3	<9.3	<9.3	<9.3	<18.7	<9.3	<9.3	<9.3	<9.3	<9.3	<9.3	<9.3	<9.3	<37.4	<93.4	**17.4**	<9.3	<9.3	<9.3	<9.3	<9.3	<9.3	<9.3	<9.3	<18.7	<18.7	<9.3
92542469	A5 (7-9')_20210603	NA	06/03/2021	<3.8	<3.8	<3.8	<3.8	<141	<7.1	<141	<7.1	<7.1	<7.1	<7.1	<7.1	<14.1	<7.1	<7.1	<7.1	<7.1	<7.1	<7.1	<7.1	<7.1	<28.3	<70.7	<7.1	<7.1	<7.1	<7.1	<7.1	<7.1	**4.7J**	<7.1	<7.1	<14.1	<14.1	<7.1
92541434	A6 (4-6')	NA	05/27/2021	<3.3	<3.3	<3.3	<3.3	<147	<7.4	<147	<7.4	<7.4	<7.4	<7.4	<7.4	<14.7	<7.4	<7.4	<7.4	<7.4	<7.4	<7.4	<7.4	<7.4	<29.5	<73.7	**10.6**	<7.4	<7.4	<7.4	<7.4	<7.4	<7.4	<7.4	<7.4	<14.7	<14.7	<7.4
92542469	A6 (8-10')_20210603	NA	06/03/2021	<4.9	<4.9	<4.9	<4.9	<131	<6.5	<131	<6.5	<6.5	<6.5	<6.5	<6.5	<13.1	<6.5	<6.5	<6.5	<6.5	<6.5	<6.5	<6.5	<6.5	<26.1	<65.3	<6.5	<6.5	<6.5	<6.5	<6.5	<6.5	**5.1J**	<6.5	<6.5	<13.1	<13.1	<6.5
92541434	A7 (8-10')	NA	05/27/2021	<4.1	<4.1	<4.1	<4.1	<172	<8.6	<172	<8.6	<8.6	<8.6	<8.6	<8.6	<17.2	<8.6	<8.6	<8.6	<8.6	<8.6	<8.6	<8.6	<8.6	<34.3	<85.8	**18.0**	<8.6	<8.6	<8.6	<8.6	<8.6	<8.6	<8.6	<8.6	<17.2	<17.2	<8.6
92541039	A8(8'-10')	NA	05/26/2021	<3.5	<3.5	<3.5	<3.5	<157	<7.8	<157	<7.8	<7.8	<7.8	<7.8	<7.8	<15.7	<7.8	<7.8	<7.8	<7.8	<7.8	<7.8	<7.8	<7.8	<31.3	<78.3	<7.8	<7.8	<7.8	<7.8	<7.8	<7.8	<7.8	<7.8	<7.8	<15.7	<15.7	<7.8
92541039	A9(10'-12')	NA	05/26/2021	<4	<4	<4	<4	<164	<8.2	<164	<8.2	<8.2	<8.2	<8.2	<8.2	<16.4	<8.2	<8.2	<8.2	<8.2	<8.2	<8.2	<8.2	<8.2	<32.8	<81.9	<8.2	<8.2	<8.2	<8.2	<8.2	<8.2	<8.2	<8.2	<8.2	<16.4	<16.4	<8.2
92541039	A10(16'-18')	NA	05/26/2021	<4	<4	<4	<4	<171	<8.5	<171	<8.5	<8.5	<8.5	<8.5	<8.5	<17.1	<8.5	<8.5	<8.5	<8.5	<8.5	<8.5	<8.5	<8.5	<34.2	<85.5	<8.5	<8.5	<8.5	<8.5	<8.5	<8.5	<8.5	<8.5	<8.5	<17.1	<17.1	<8.5
92541039	A11(14'-16')	NA	05/25/2021	<4	<4	<4	<4	<152	<7.6	<152	<7.6	<7.6	<7.6	<7.6	<7.6	<15.2	<7.6	<7.6	<7.6	<7.6	<7.6	<7.6	<7.6	<7.6	<30.4	<76	<7.6	<7.6	<7.6	<7.6	<7.6	<7.6	<7.6	<7.6	<7.6	<15.2	<15.2	<7.6
92541039	A12(20'22')	NA	05/25/2021	<3.5	<3.5	<3.5	<3.5	<147	<7.3	<147	<7.3	<7.3	<7.3	<7.3	<7.3	<14.7	<7.3	<7.3	<7.3	<7.3	<7.3	<7.3	<7.3	<7.3	<29.3	<73.3	<7.3	<7.3	<7.3	<7.3	<7.3	<7.3	<7.3	<7.3	<7.3	<14.7	<14.7	<7.3
92541434	B3 (12-14')	NA	05/27/2021	<4.4	<4.4	<4.4	<4.4	<215	<10.8	<215	<10.8	<10.8	<10.8	<10.8	<10.8	<21.5	<10.8	<10.8	<10.8	<10.8	<10.8	<10.8	<10.8	<10.8	<43.1	<108	**18.7**	<10.8	<10.8	<10.8	<10.8	<10.8	<10.8	<10.8	<10.8	<21.5	<21.5	<10.8
92541434	B4 (8-10')	NA	05/27/2021	<4.2	<4.2	<4.2	<4.2	<189	<9.5	<189	<9.5	<9.5	<9.5	<9.5	<9.5	<18.9	<9.5	<9.5	<9.5	<9.5	<9.5	<9.5	<9.5	<9.5	<37.8	<94.5	**20.4**	<9.5	<9.5	<9.5	<9.5	<9.5	<9.5	<9.5	<9.5	<18.9	<18.9	<9.5
92541039	B13A(28'30')	NA	05/25/2021	<3.2	<3.2	<3.2	<3.2	<122	<6.1	<122	<6.1	<6.1	<6.1	<6.1	<6.1	<12.2	<6.1	<6.1	<6.1	<6.1	<6.1	<6.1	<6.1	<6.1	<24.4	<61	<6.1	<6.1	<6.1	<6.1	<6.1	<6.1	<6.1	<6.1	<6.1	<12.2	<12.2	<6.1
92540644	BA13B(8'-10')	NA	05/24/2021	<3.1	<3.1	<3.1	<3.1	<126	<6.3	<126	<6.3	<6.3	<6.3	<6.3	<6.3	<12.6	<6.3	<6.3	<6.3	<6.3	<6.3	<6.3	<6.3	<6.3	<25.2	<63.1	<6.3	<6.3	<6.3	<6.3	<6.3	<6.3	**4.2J**	<6.3	<6.3	<12.6	<12.6	<6.3
92540644	BA13B(28'-30')	NA	05/24/2021	<6.2	<6.2	<6.2	<6.2	<246	<12.3	<246	<12.3	<12.3	<12.3	<12.3	<12.3	<24.6	<12.3	<12.3	<12.3	<12.3	<12.3	<12.3	<12.3	**70**	<49.1	<123	<12.3	<12.3	<12.3	<12.3	<12.3	<12.3	**24.4**	<12.3	<12.3	<24.6	<24.6	<12.3
92541434	C3 (10-12')	NA	05/27/2021	<3.9	<3.9	<3.9	<3.9	<202	<10.1	<202	<10.1	<10.1	<10.1	<10.1	<10.1	<20.2	<10.1	<10.1	<10.1	<10.1	<10.1	<10.1	<10.1	<10.1	<40.3	<101	**13.9**	<10.1	<10.1	<10.1	<10.1	<10.1	<10.1	<10.1	<10.1	<20.2	<20.2	<10.1
92540644	CH (22'-24')	NA	05/24/2021	<3.3	<3.3	<3.3	<3.3	<139	<7	<139	<7	<7	<7	<7	<7	<13.9	<7	<7	<7	<7	<7	<7	<7	<7	<27.9	<69.7	<7	<7	<7	<7	<7	<7	<7	<7	<7	<13.9	<13.9	<7
92540644	DI5 (22'-24')	NA	05/24/2021	<3.5	<3.5	<3.5	<3.5	<149	<7.4	<149	<7.4	<7.4	<7.4	<7.4	<7.4	<14.9	<7.4	<7.4	<7.4	<7.4	<7.4	<7.4	<7.4	<7.4	<29.7	<74.3	<7.4	<7.4	<7.4	<7.4	<7.4	<7.4	**4.5J**	<7.4	<7.4	<14.9	<14.9	<7.4
92541461	D2 (12-14')	NA	05/28/2021	<3.5	**4.3**	<3.5	**7.6**	<171	<8.6	<171	<8.6	<8.6	<8.6	<8.6	<8.6	<17.1	<8.6	<8.6	<8.6	<8.6	<8.6	<8.6	<8.6	<8.6	<34.2	<85.6	<8.6	<8.6	<8.6	<8.6	<8.6	<8.6	<8.6	<8.6	<8.6	<17.1	<17.1	<8.6
92541461	E1 (14-16')	NA	05/28/2021	<4	<4	<4	<4	<166	<8.3	<166	<8.3	<8.3	<8.3	<8.3	<8.3	<16.6	<8.3	<8.3	<8.3	<8.3	<8.3	<8.3	<8.3	<8.3	<33.2	<83	**9.6**	<8.3	<8.3	<8.3	<8.3	<8.3	<8.3	<8.3	<8.3	<16.6	<16.6	<8.3
92542348	E16 (36-37)_20210602	NA	06/02/2021	<4.4	<4.4	<4.4	<4.4	<136	<6.8	<136	<6.8	<6.8	<6.8	<6.8	<6.8	<13.6	<6.8	<6.8	<6.8	<6.8	<6.8	<6.8	<6.8	<6.8	<27.1	<67.8	<6.8	<6.8	<6.8	<6.8	<6.8	<6.8	**6.3J**	<6.8	<6.8	<13.6	<13.6	<6.8
92541461	F1 (16-18')	NA	05/28/2021	<3.3	<3.3	<3.3	<3.3	<138	<6.9	<138	<6.9	<6.9	<6.9	<6.9	<6.9	<13.8	<6.9	<6.9	<6.9

Table 2
Summary of Delineation Soil Sampling Results

Colonial Pipeline Company
2020-L1-SR2448
Huntersville, North Carolina

Lab Report	Sample ID	Well ID	Sample Date	MADEP VPH (mg/kg)				Volatile Organic Compounds (EPA 8260D) (µg/kg)																													
				Aliphatic (C05-C08)	Aliphatic (C09-C12)	Aromatic (C09-C10), Unadjusted	Total VPH	Acetone	Benzene	2-Butanone (MEK)	n-Butylbenzene	sec-Butylbenzene	tert-Butylbenzene	Chlorobenzene	Chloroform	Chloromethane	2-Chlorotoluene	4-Chlorotoluene	1,1-Dichloroethane	1,2-Dichloroethane	Diisopropyl ether	Ethylbenzene	Isopropylbenzene (Cumene)	p-Isopropyltoluene	Methylene Chloride	4-Methyl-2-pentanone (MIBK)	Methyl-tert-butyl ether	Naphthalene	n-Propylbenzene	Styrene	1,1,1,2-Tetrachloroethane	Tetrachloroethene	Toluene	1,2,4-Trimethylbenzene	1,3,5-Trimethylbenzene	Xylene (Total)	m&p-Xylene	o-Xylene
Soil-to-Water MSCCs				**68**	**540**	**31**	**NE**	**24,000**	**7.2**	**16,000**	**2,400**	**2,200**	**1,700**	**440**	**340**	**14**	**NE**	**280**	**30**	**1.9**	**320**	**8,000**	**1,300**	**120**	**23**	**420**	**85**	**200**	**1,400**	**900**	**4**	**5.0**	**5,400**	**6,600**	**6,600**	**6,000**	**NE**	**NE**
Residential MSCCs				**625**	**1,560**	**469**	**NE**	**14,000,000**	**12,000**	**9,380,000**	**782,000**	**1,560,000**	**1,560,000**	**312,000**	**21,000**	**51,000**	**NE**	**312,000**	**116,000**	**7,290**	**NE**	**60,300**	**1,560,000**	**1,560,000**	**93,800**	**1,250,000**	**156,000**	**5,500**	**1,560,000**	**3,120,000**	**25,200**	**93,800**	**1,250,000**	**156,000**	**156,000**	**3,120,000**	**NE**	**NE**
Industrial / Commercial MSCCs				**9,340**	**23,300**	**7,000**	**NE**	**210,000,000**	**59,400**	**140,000,000**	**11,600,000**	**23,300,000**	**23,300,000**	**4,670,000**	**105,000**	**251,000**	**NE**	**4,670,000**	**573,000**	**35,900**	**2,330,000**	**297,000**	**23,300,000**	**23,300,000**	**1,400,000**	**18,600,000**	**1,810,000**	**27,000**	**23,300,000**	**46,700,000**	**125,000**	**1,400,000**	**18,600,000**	**2,330,000**	**2,330,000**	**46,700,000**	**NE**	**NE**
92541659	J1 14-16	NA	05/29/2021	<2.8	<2.8	<2.8	<2.8	<121	<6	<121	<6	<6	<6	<6	<6	<12.1	<6	<6	<6	<6	<6	<6	<6	<24.1	<60.3	<6	**5.6J**	<6	<6	<6	<6	**4.9J**	<6	<6	**5.8J**	**5.8J**	<6
92541659	J1 22-24	NA	05/29/2021	<3	<3	<3	<3	<120	**4.1J**	<120	<6	<6	<6	<6	<6	<12	<6	<6	<6	<6	<6	**5.1J**	<6	<6	<24	<60	<6	**4.0J**	<6	<6	<6	<6	**10.4**	<6	<6	**11.5J**	**7.7J**	**3.8J**
92541693	J16 (38'-40')	NA	06/01/2021	<4.2	<4.2	<4.2	<4.2	<129	<6.4	<129	<6.4	<6.4	<6.4	<6.4	<6.4	<12.9	<6.4	<6.4	<6.4	<6.4	<6.4	<6.4	<6.4	<25.8	<64.5	<6.4	<6.4	<6.4	<6.4	<6.4	<6.4	**3.4**	<6.4	<6.4	<12.9	<12.9	<6.4
92541659	K2 22-24	NA	05/29/2021	<3.2	<3.2	<3.2	<3.2	<134	**4.5J**	<134	<6.7	<6.7	<6.7	<6.7	<6.7	<13.4	<6.7	<6.7	<6.7	<6.7	<6.7	<6.7	<6.7	<26.8	<67.1	<6.7	<6.7	<6.7	<6.7	<6.7	<6.7	**21.9**	<6.7	<6.7	<13.4	<13.4	<6.7
92541681	K16 (42'-44') 20210531	NA	05/31/2021	<3	<3	<3	<3	<125	<6.3	<125	<6.3	<6.3	<6.3	<6.3	<6.3	<12.5	<6.3	<6.3	<6.3	<6.3	<6.3	<6.3	<6.3	<25	<62.5	<6.3	<6.3	<6.3	<6.3	<6.3	<6.3	<6.3	<6.3	<6.3	<12.5	<12.5	<6.3
92541659	L3 18-20	NA	05/29/2021	<3.5	<3.5	<3.5	<3.5	<135	<6.8	<135	<6.8	<6.8	<6.8	<6.8	<6.8	<13.5	<6.8	<6.8	<6.8	<6.8	<6.8	<6.8	<6.8	<27	<67.6	<6.8	<6.8	<6.8	<6.8	<6.8	<6.8	**7.4**	<6.8	<6.8	<13.5	<13.5	<6.8
92541681	L15 (42'-44') 20210531	NA	05/31/2021	<2.7	<2.7	<2.7	<2.7	<112	<5.6	<112	<5.6	<5.6	<5.6	<5.6	<5.6	<11.2	<5.6	<5.6	<5.6	<5.6	<5.6	<5.6	<5.6	<22.4	<56.1	<5.6	<5.6	<5.6	<5.6	<5.6	<5.6	**5.1J**	<5.6	<5.6	<11.2	<11.2	<5.6
92541659	M3 22-24	NA	05/29/2021	<3	<3	<3	<3	<117	<5.9	<117	<5.9	<5.9	<5.9	<5.9	<5.9	<11.7	<5.9	<5.9	<5.9	<5.9	<5.9	<5.9	<5.9	<23.5	<58.7	<5.9	<5.9	<5.9	<5.9	<5.9	<5.9	**4.3J**	<5.9	<5.9	<11.7	<11.7	<5.9
92542348	M11 (34-35) 20210602	NA	06/02/2021	<3.5	<3.5	<3.5	<3.5	<131	**4.4J**	<131	<6.6	<6.6	<6.6	<6.6	<6.6	<13.1	<6.6	<6.6	<6.6	<6.6	<6.6	<6.6	<6.6	<26.3	<65.7	<6.6	<6.6	<6.6	<6.6	<6.6	<6.6	**11.4**	<6.6	<6.6	<13.1	<13.1	<6.6
92542348	M12 (32-34) 20210602	NA	06/02/2021	<6.6	<6.6	<6.6	<6.6	<158	<7.9	<158	<7.9	<7.9	<7.9	<7.9	<7.9	<15.8	<7.9	<7.9	<7.9	<7.9	<7.9	<7.9	<7.9	<31.6	<79.1	<7.9	<7.9	<7.9	<7.9	<7.9	<7.9	**8.7**	<7.9	<7.9	<15.8	<15.8	<7.9
92542348	M13 (34-35) 20210602	NA	06/02/2021	<3.7	<3.7	<3.7	<3.7	<149	<7.5	<149	<7.5	<7.5	<7.5	<7.5	<7.5	<14.9	<7.5	<7.5	<7.5	<7.5	<7.5	<7.5	<7.5	<29.9	<74.6	<7.5	<7.5	<7.5	<7.5	<7.5	<7.5	**6.6J**	<7.5	<7.5	<14.9	<14.9	<7.5
92542348	M14 (28-30) 20210602	NA	06/02/2021	<4	<4	<4	<4	<129	<6.5	<129	<6.5	<6.5	<6.5	<6.5	<6.5	<12.9	<6.5	<6.5	<6.5	<6.5	<6.5	<6.5	<6.5	<25.9	<64.7	<6.5	**5.4J**	<6.5	<6.5	<6.5	<6.5	**8.8**	<6.5	<6.5	**7.5J**	**7.5J**	<6.5
92542348	M14 (34-35) 20210602	NA	06/02/2021	<2.9	<2.9	<2.9	<2.9	<109	<5.5	<109	<5.5	<5.5	<5.5	<5.5	<5.5	<10.9	<5.5	<5.5	<5.5	<5.5	<5.5	<5.5	<5.5	<21.9	<54.7	<5.5	<5.5	<5.5	<5.5	<5.5	<5.5	**5J**	<5.5	<5.5	<10.9	<10.9	<5.5
92541681	M15 (33'-35') 20210531	NA	05/31/2021	<3.2	<3.2	<3.2	<3.2	<145	<7.3	<145	<7.3	<7.3	<7.3	<7.3	<7.3	<14.5	<7.3	<7.3	<7.3	<7.3	<7.3	<7.3	<7.3	<29	<72.5	<7.3	<7.3	<7.3	<7.3	<7.3	<7.3	**4.2J**	<7.3	<7.3	<14.5	<14.5	<7.3
92541681	M15 (42'-43.5') 20210531	NA	05/31/2021	<3.4	<3.4	<3.4	<3.4	<132	<6.6	<132	<6.6	<6.6	<6.6	<6.6	<6.6	<13.2	<6.6	<6.6	<6.6	<6.6	<6.6	<6.6	<6.6	<26.3	<65.8	<6.6	<6.6	<6.6	<6.6	<6.6	<6.6	<6.6	<6.6	<6.6	<13.2	<13.2	<6.6
92541681	N4 (18'-20') 20210531	NA	05/31/2021	<3.8	<3.8	<3.8	<3.8	<152	**6.7J**	<152	<7.6	<7.6	<7.6	<7.6	<7.6	<15.2	<7.6	<7.6	<7.6	<7.6	**11.6**	<7.6	<7.6	<30.4	<76	**5.7J**	<7.6	<7.6	<7.6	<7.6	<7.6	**23.2**	<7.6	<7.6	**15.6**	**10.2J**	**5.4J**
92542647	P11 (32-34') 20210604	NA	06/04/2021	<3.2	<3.2	<3.2	<3.2	<125	<6.2	<125	<6.2	<6.2	<6.2	<6.2	<6.2	<12.5	<6.2	<6.2	<6.2	<6.2	<6.2	<6.2	<6.2	<24.9	<62.4	<6.2	<6.2	<6.2	<6.2	<6.2	<6.2	**11.9**	<6.2	<6.2	<12.5	<12.5	<6.2
92542647	Q11 (28-30') 20210604	NA	06/04/2021	<2.8	<2.8	<2.8	<2.8	<102	<5.1	<102	<5.1	<5.1	<5.1	<5.1	<5.1	<10.2	<5.1	<5.1	<5.1	<5.1	<5.1	<5.1	<5.1	<20.3	<50.9	<5.1	<5.1	<5.1	<5.1	<5.1	<5.1	**4.2J**	<5.1	<5.1	<10.2	<10.2	<5.1
92542647	Q11 (34-35') 20210604	NA	06/04/2021	<3.9	<3.9	<3.9	<3.9	<133	<6.7	<133	<6.7	<6.7	<6.7	<6.7	<6.7	<13.3	<6.7	<6.7	<6.7	<6.7	<6.7	<6.7	<6.7	<26.6	<66.5	<6.7	<6.7	<6.7	<6.7	<6.7	<6.7	**6.5J**	<6.7	<6.7	<13.3	<13.3	<6.7
92542647	Q5 (18-20') 20210604	NA	06/04/2021	<4.2	<4.2	<4.2	<4.2	<177	<8.8	<177	<8.8	<8.8	<8.8	<8.8	<8.8	<17.7	<8.8	<8.8	<8.8	<8.8	<8.8	<8.8	<8.8	<35.4	<88.4	<8.8	<8.8	<8.8	<8.8	<8.8	<8.8	**13.6**	<8.8	<8.8	<17.7	<17.7	<8.8
92542469	R5 (18-20') 20210603	NA	06/03/2021	<4.5	<4.5	<4.5	<4.5	<187	<9.4	<187	<9.4	<9.4	<9.4	<9.4	<9.4	<18.7	<9.4	<9.4	<9.4	<9.4	<9.4	<9.4	<9.4	<37.4	<93.6	<9.4	<9.4	<9.4	<9.4	<9.4	<9.4	**9.3J**	<9.4	<9.4	<18.7	<18.7	<9.4
92542469	R6 (16-18') 20210603	NA	06/03/2021	<4.7	<4.7	<4.7	<4.7	<188	<9.4	<188	<9.4	<9.4	<9.4	<9.4	<9.4	<18.8	<9.4	<9.4	<9.4	<9.4	<9.4	<9.4	<9.4	<37.6	<93.9	<9.4	<9.4	<9.4	<9.4	<9.4	<9.4	**29.2**	<9.4	<9.4	**20.9**	**15.9J**	**5.0J**
92542469	R7 (18-20') 20210603	NA	06/03/2021	<4	<4	<4	<4	<162	**105**	<162	<8.1	<8.1	<8.1	<8.1	<8.1	<16.2	<8.1	<8.1	<8.1	<8.1	<8.1	<8.1	**10.5**	<32.5	<81.2	<8.1	**10.5**	<8.1	<8.1	<8.1	<8.1	**194**	**12.1**	**9.8**	**105**	**71.4**	**33.3**
92542647	R8 (18-20') 20210604	NA	06/04/2021	<5.1	<5.1	<5.1	<5.1	<206	<10.3	<206	<10.3	<10.3	<10.3	<10.3	<10.3	<20.6	<10.3	<10.3	<10.3	<10.3	<10.3	<10.3	<10.3	<41.2	<103	<10.3	<10.3	<10.3	<10.3	<10.3	<10.3	**11.7**	<10.3	<10.3	<20.6	<20.6	<10.3
92542469	R9 (32-33') 20210603	NA	06/03/2021	<3.7	<3.7	<3.7	<3.7	<143	<7.2	<143	<7.2	<7.2	<7.2	<7.2	<7.2	<14.3	<7.2	<7.2	<7.2	<7.2	<7.2	<7.2	**5.4J**	<28.6	<71.5	<7.2	**5.4J**	<7.2	<7.2	<7.2	<7.2	**6.9J**	<7.2	<7.2	**7.9J**	**7.9J**	<7.2
92542647	R10 (24-26') 20210604	NA	06/04/2021	<3.8	<3.8	<3.8	<3.8	<158	<7.9	<158	<7.9	<7.9	<7.9	<7.9	<7.9	<15.8	<7.9	<7.9	<7.9	<7.9	<7.9	<7.9	<7.9	<31.6	<79	<7.9	<7.9	<7.9	<7.9	<7.9	<7.9	**7.6J**	<7.9	<7.9	<15.8	<15.8	<7.9
92542647	R10 (28-30') 20210604	NA	06/04/2021	<3.5	<3.5	<3.5	<3.5	<143	<7.2	<143	<7.2	<7.2	<7.2	<7.2	<7.2	<14.3	<7.2	<7.2	<7.2	<7.2	<7.2	<7.2	<7.2	<28.6	<71.6	<7.2	<7.2	<7.2	<7.2	<7.2	<7.2	**6.7J**	<7.2	<7.2	<14.3	<14.3	<7.2
92545117	S7 20-22 20210617	NA	06/17/2021	**10.2**	<4.2	<4.2	**14.9**	<157	**193**	<157	<7.9	<7.9	<7.9	<7.9	<7.9	<15.7	<7.9	<7.9	<7.9	<7.9	**21.7**	**46.6**	<7.9	<7.9	<31.4	<78.6	<7.9	**78.2**	<7.9	<7.9	<7.9	<7.9	**534**	**54.6**	<7.9	**263**	**169**	**94.5**
92550329	T6 0-2_20210717	NA	07/17/2021	<4.9	<4.9	<4.9	<4.9	<169	<8.5	<169	<8.5	<8.5	<8.5	<8.5	<8.5	<16.9	<8.5	<8.5	<8.5	<8.5	<8.5	<8.5	<8.5	<33.8	<84.6	<8.5	<8.5	<8.5	<8.5	<8.5	<8.5	**6.3J**	<8.5	<8.5	<16.9	<16.9	<8.5
92550329	T6 22-24_20210717	NA	07/17/2021	<3.8	<3.8	<3.8	<3.8	<155	<7.7	<155	<7.7	<7.7	<7.7	<7.7	<7.7	<15.5	<7.7	<7.7	<7.7	<7.7	<7.7	<7.7	<7.7	<31	<77.5	<7.7	<7.7	<7.7	<7.7	<7.7	<7.7	**5.8J**	<7.7	<7.7	<15.5	<15.5	<7.7
92550329	T8 0-2_20210717	NA	07/17/2021	<3.1	<3.1	<3.1	<3.1	<120	<6	<120	<6	<6	<6	<6	<6	<12	<6	<6	<6	<6	<6	<6	<6	<24.1	<60.2	<6	<6	<6	<6	<6	<6	**3.2J**	<6	<6	<12	<12	<6
92550329	T8 4-6_20210717	NA	07/17/2021	**4.0**	<3.6	<3.6	**4.2**	<145	<7.3	<145	<7.3	<7.3	<7.3	<7.3	<7.3	<14.5	<7.3	<7.3	<7.3	<7.3	<7.3	<7.3	<7.3	<29.1	<72.6	<7.3	<7.3	<7.3	<7.3	<7.3	<7.3	**4.0J**	<7.3	<7.3	<14.5	<14.5	<7.3
92550329	T8 22-24_20210717	NA	07/17/2021	<3.8	<3.8	<3.8	<3.8	<155	<7.7	<155	<7.7	<7.7	<7.7	<7.7	<7.7	<15.5	<7.7	<7.7	<7.7	<7.7	<7.7	<7.7	<7.7	<31	<77.5	<7.7	<7.7	<7.7	<7.7	<7.7	<7.7	**5.8J**	<7.7	<7.7	<15.5	<15.5	<7.7
92550329	T8 0-2_20210717	NA	07/17/2021	<4.9	<4.9	<4.9	<4.9	<169	<8.5	<169	<8.5	<8.5	<8.5	<8.5	<8.5	<16.9	<8.5	<8.5	<8.5	<8.5	<8.5	<8.5	<8.5	<33.8	<84.6	<8.5	<8.5	<8.5	<8.5	<8.5	<8.5	**6.3J**	<8.5	<8.5	<16.9	<16.9	<8.5
92550329	T8 4-6_20210717	NA	07/17/2021	**4.0**	<3.6	<3.6	**4.2**	<145	<7.3	<145	<7.3	<7.3	<7.3	<7.3	<7.3	<14.5	<7.3	<7.3	<7.3	<7.3	<7.3	<7.3	<7.3	<29.1	<72.6	<7.3	<7.3	<7.3	<7.3	<7.3	<7.3	**4.0J**	<7.3	<7.3	<14.5	<14.5	<7.3
92550329	T8 32-34_20210717 *	NA	07/17/2021	**135**	**36.9**	**16.4**	**188**	<325	**2,230**	<325	**279**	<16.2	<16.2	<16.2	<16.2	<32.5	<16.2	<16.2	<16.2	<16.2	**222**	**2,360**	**219**	**233**	<64.9	<162	**70.4**	**926**	**794**	**114**	<16.2	<16.2	**10,200**	**4,980**	**1,420**	**13,100**	**9,490**	**3,630**

Notes:
NA - Not Analyzed
NE - Not Established
All VPH analysis units reported in milligrams per kilogram (mg/kg); all VOC analysis units reported in micrograms per kilogram (ug/kg)
Only detected constituents are shown
MSCC - Maximum Soil Contaminant Concentrations
"<" - Indicates compound was not detected above laboratory reporting limit
"*" - Indicates sample was collected below water table and not used for delineation purposes
Volatile Organic Compounds analyzed by EPA Method 8260D
MADEP - Massachusetts Department of Environmental Protection; as required by North Carolina Department of Environmental Quality
VPH - Volatile Petroleum Hydrocarbon
Bold values indicate compound was detected above laboratory reporting limit
Shaded values indicate compound exceeded an MSCC
4-Chlorotoluene is a cosolvent in pesticides (https://pubchem.ncbi.nlm.nih.gov/compound/4-Chlorotoluene) and is not attributed to the release
Methylene Chloride is likely a laboratory artifact

Table 3
Summary of Monitoring Well Gauging Data

Colonial Pipeline Company
2020-L1-SR2448
Huntersville, North Carolina

Well ID	Top Of Casing Elevation[1]	Date	Depth to Free Product (ft btoc)	Depth to Groundwater (ft btoc)	Free Product Thickness (ft)	Groundwater Elevation[2] (ft btoc)
Surficial Unit Monitoring Wells						
MW-01						
MW-01	709.60	09/01/2020	ND	25.05	0.00	684.55
MW-01	709.60	09/03/2020	ND	25.82	0.00	683.78
MW-01	709.60	09/05/2020	ND	25.94	0.00	683.66
MW-01	711.86	09/14/2020	ND	28.20	0.00	683.66
MW-01	711.86	09/18/2020	ND	28.20	0.00	683.66
MW-01	711.86	09/28/2020	ND	28.10	0.00	683.76
MW-01	711.86	10/03/2020	ND	28.09	0.00	683.77
MW-01	711.86	10/19/2020	ND	27.88	0.00	683.98
MW-01	711.86	10/26/2020	ND	27.74	0.00	684.12
MW-01	711.86	11/09/2020	ND	28.74	0.00	683.12
MW-01	711.86	11/18/2020	ND	27.49	0.00	684.37
MW-01	711.86	11/23/2020	ND	27.44	0.00	684.42
MW-01	711.86	12/07/2020	ND	27.12	0.00	684.74
MW-01	711.86	12/21/2020	ND	26.95	0.00	684.91
MW-01	711.86	12/26/2020	ND	26.94	0.00	684.92
MW-01	711.86	01/10/2021	ND	26.64	0.00	685.22
MW-01	711.86	01/19/2021	ND	26.55	0.00	685.31
MW-01	711.86	01/25/2021	ND	26.34	0.00	685.52
MW-01	711.86	02/01/2021	ND	26.23	0.00	685.63
MW-01	711.86	02/08/2021	ND	26.31	0.00	685.55
MW-01	711.86	02/16/2021	ND	25.99	0.00	685.87
MW-01	711.86	02/22/2021	ND	25.76	0.00	686.10
MW-01	711.86	03/04/2021	ND	25.52	0.00	686.34
MW-01	711.86	03/08/2021	ND	25.64	0.00	686.22
MW-01	711.86	03/15/2021	ND	25.49	0.00	686.37
MW-01	711.86	03/22/2021	ND	25.29	0.00	686.57
MW-01	711.86	04/01/2021	ND	25.00	0.00	686.86
MW-01	711.86	04/12/2021	ND	24.65	0.00	687.21
MW-01	711.86	04/19/2021	ND	24.67	0.00	687.19
MW-01	711.86	04/29/2021	ND	24.65	0.00	687.21
MW-01	711.86	05/03/2021	ND	24.63	0.00	687.23
MW-01	711.86	05/10/2021	ND	24.80	0.00	687.06
MW-01	711.86	05/18/2021	ND	25.02	0.00	686.84
MW-01	711.86	05/26/2021	ND	25.18	0.00	686.68
MW-01	711.86	05/31/2021	ND	25.44	0.00	686.42
MW-01	711.86	06/07/2021	ND	25.59	0.00	686.27
MW-01	711.86	06/14/2021	ND	25.70	0.00	686.16
MW-01	711.86	06/21/2021	ND	25.91	0.00	685.95
MW-01	711.86	07/01/2021	ND	26.15	0.00	685.71
MW-01	711.86	07/06/2021	ND	26.35	0.00	685.51
MW-01	711.86	07/14/2021	ND	26.52	0.00	685.34
MW-01	711.86	07/28/2021	ND	28.82	0.00	683.04
MW-01	711.86	08/02/2021	ND	27.02	0.00	684.84

Table 3
Summary of Monitoring Well Gauging Data

Colonial Pipeline Company
2020-L1-SR2448
Huntersville, North Carolina

Well ID	Top Of Casing Elevation[1]	Date	Depth to Free Product (ft btoc)	Depth to Groundwater (ft btoc)	Free Product Thickness (ft)	Groundwater Elevation[2] (ft btoc)
MW-01	711.86	08/16/2021	ND	27.46	0.00	684.40
MW-01	711.86	08/26/2021	ND	27.76	0.00	684.10
MW-01	711.86	08/30/2021	ND	27.95	0.00	683.91
MW-01	711.86	09/14/2021	ND	28.35	0.00	683.51
MW-01	711.86	09/23/2021	ND	28.74	0.00	683.12
MW-01	711.86	10/06/2021	ND	29.10	0.00	682.76
MW-01	711.86	10/12/2021	ND	29.32	0.00	682.54
MW-01	711.86	10/18/2021	ND	29.56	0.00	682.30
MW-01	711.86	10/27/2021	ND	29.84	0.00	682.02
MW-01	711.86	11/01/2021	ND	30.02	0.00	681.84
MW-01	711.86	11/15/2021	ND	30.45	0.00	681.41
MW-01	711.86	11/22/2021	ND	30.60	0.00	681.26
MW-01	711.86	11/30/2021	ND	30.86	0.00	681.00
MW-01	711.86	12/06/2021	ND	30.93	0.00	680.93
MW-01	711.86	12/13/2021	ND	31.15	0.00	680.71
MW-01	711.86	12/20/2021	ND	31.35	0.00	680.51
MW-01	711.86	12/28/2021	ND	31.47	0.00	680.39
MW-01	711.86	01/04/2022	ND	31.68	0.00	680.18
MW-01	711.86	01/10/2022	ND	31.84	0.00	680.02
MW-01	711.86	01/27/2022	ND	32.03	0.00	679.83
MW-01	711.86	01/31/2022	ND	32.13	0.00	679.73
MW-01	711.86	02/09/2022	ND	32.21	0.00	679.65
MW-01	711.86	02/14/2022	ND	32.33	0.00	679.53
MW-01	711.86	02/24/2022	ND	32.50	0.00	679.36
MW-01	711.86	02/28/2022	ND	32.60	0.00	679.26
MW-01	711.86	03/07/2022	ND	32.74	0.00	679.12
MW-01	711.86	03/14/2022	ND	32.87	0.00	678.99
MW-01	711.86	03/22/2022	ND	32.96	0.00	678.90
MW-01	711.86	04/01/2022	ND	33.05	0.00	678.81
MW-01	711.86	04/11/2022	ND	33.14	0.00	678.72
MW-01	711.86	04/19/2022	ND	35.32	0.00	676.54
MW-01	711.86	04/28/2022	ND	33.38	0.00	678.48
MW-01	711.86	05/04/2022	ND	33.43	0.00	678.43
MW-01	711.86	05/11/2022	ND	33.51	0.00	678.35
MW-01	711.86	05/18/2022	ND	33.63	0.00	678.23
MW-01	711.86	05/25/2022	ND	33.71	0.00	678.15
MW-01	711.86	06/01/2022	ND	33.82	0.00	678.04
MW-01	711.86	06/08/2022	ND	33.94	0.00	677.92
MW-01	711.86	06/13/2022	ND	34.05	0.00	677.81
MW-02						
MW-02	710.96	09/01/2020	ND	26.65	0.00	684.31
MW-02	710.96	09/03/2020	ND	27.59	0.00	683.37
MW-02	710.96	09/05/2020	ND	28.00	0.00	682.96
MW-02	712.53	09/14/2020	ND	29.57	0.00	682.96
MW-02	712.53	09/18/2020	ND	29.56	0.00	682.97

Table 3
Summary of Monitoring Well Gauging Data

Colonial Pipeline Company
2020-L1-SR2448
Huntersville, North Carolina

Well ID	Top Of Casing Elevation[1]	Date	Depth to Free Product (ft btoc)	Depth to Groundwater (ft btoc)	Free Product Thickness (ft)	Groundwater Elevation[2] (ft btoc)
MW-02	712.53	09/28/2020	ND	29.51	0.00	683.02
MW-02	712.53	10/03/2020	ND	30.60	0.00	681.93
MW-02	712.53	10/19/2020	ND	29.41	0.00	683.12
MW-02	712.53	10/26/2020	ND	29.30	0.00	683.23
MW-02	712.53	11/09/2020	ND	29.07	0.00	683.46
MW-02	712.53	11/18/2020	ND	29.05	0.00	683.48
MW-02	712.53	11/23/2020	ND	28.98	0.00	683.55
MW-02	712.53	12/07/2020	ND	28.59	0.00	683.94
MW-02	712.53	12/21/2020	ND	28.44	0.00	684.09
MW-02	712.53	12/26/2020	ND	28.74	0.00	683.79
MW-02	712.53	01/10/2021	ND	28.54	0.00	683.99
MW-02	712.53	01/19/2021	ND	28.39	0.00	684.14
MW-02	712.53	01/25/2021	ND	28.09	0.00	684.44
MW-02	712.53	02/01/2021	ND	27.74	0.00	684.79
MW-02	712.53	02/08/2021	ND	28.28	0.00	684.25
MW-02	712.53	02/16/2021	ND	27.65	0.00	684.88
MW-02	712.53	02/22/2021	ND	27.53	0.00	685.00
MW-02	712.53	03/04/2021	ND	27.52	0.00	685.01
MW-02	712.53	03/08/2021	ND	27.76	0.00	684.77
MW-02	712.53	03/15/2021	ND	27.58	0.00	684.95
MW-02	712.53	03/22/2021	ND	27.39	0.00	685.14
MW-02	712.53	04/01/2021	ND	27.16	0.00	685.37
MW-02	712.53	04/12/2021	ND	26.83	0.00	685.70
MW-02	712.53	04/19/2021	ND	27.76	0.00	684.77
MW-02	712.53	04/29/2021	ND	26.64	0.00	685.89
MW-02	712.53	05/03/2021	ND	26.63	0.00	685.90
MW-02	712.53	05/10/2021	ND	26.69	0.00	685.84
MW-02	712.53	05/18/2021	ND	26.81	0.00	685.72
MW-02	712.53	05/26/2021	ND	26.80	0.00	685.73
MW-02	712.53	05/31/2021	ND	27.03	0.00	685.50
MW-02	712.53	06/07/2021	ND	26.99	0.00	685.54
MW-02	712.53	06/14/2021	ND	27.08	0.00	685.45
MW-02	712.53	06/21/2021	ND	27.19	0.00	685.34
MW-02	712.53	07/01/2021	ND	27.31	0.00	685.22
MW-02	712.53	07/06/2021	ND	27.51	0.00	685.02
MW-02	712.53	07/14/2021	ND	27.59	0.00	684.94
MW-02	712.53	07/28/2021	ND	27.77	0.00	684.76
MW-02	712.53	08/02/2021	ND	27.92	0.00	684.61
MW-02	712.53	08/16/2021	ND	28.19	0.00	684.34
MW-02	712.53	08/26/2021	ND	28.42	0.00	684.11
MW-02	712.53	08/30/2021	ND	28.43	0.00	684.10
MW-02	712.53	09/14/2021	ND	28.75	0.00	683.78
MW-02	712.53	09/23/2021	ND	29.03	0.00	683.50
MW-02	712.53	10/06/2021	ND	29.28	0.00	683.25
MW-02	712.53	10/12/2021	ND	29.43	0.00	683.10

Table 3
Summary of Monitoring Well Gauging Data

Colonial Pipeline Company
2020-L1-SR2448
Huntersville, North Carolina

Well ID	Top Of Casing Elevation[1]	Date	Depth to Free Product (ft btoc)	Depth to Groundwater (ft btoc)	Free Product Thickness (ft)	Groundwater Elevation[2] (ft btoc)
MW-02	712.53	10/18/2021	ND	29.65	0.00	682.88
MW-02	712.53	10/27/2021	ND	29.86	0.00	682.67
MW-02	712.53	11/01/2021	ND	30.05	0.00	682.48
MW-02	712.53	11/15/2021	ND	30.40	0.00	682.13
MW-02	712.53	11/22/2021	ND	30.47	0.00	682.06
MW-02	712.53	11/30/2021	ND	30.65	0.00	681.88
MW-02	712.53	12/06/2021	ND	30.76	0.00	681.77
MW-02	712.53	12/13/2021	ND	31.18	0.00	681.35
MW-02	712.53	12/20/2021	ND	31.19	0.00	681.34
MW-02	712.53	12/28/2021	ND	31.29	0.00	681.24
MW-02	712.53	01/04/2022	ND	31.46	0.00	681.07
MW-02	712.53	01/10/2022	ND	31.64	0.00	680.89
MW-02	712.53	01/27/2022	ND	31.91	0.00	680.62
MW-02	712.53	01/31/2022	ND	31.98	0.00	680.55
MW-02	712.53	02/09/2022	ND	32.05	0.00	680.48
MW-02	712.53	02/14/2022	ND	34.21	0.00	678.32
MW-02	712.53	02/24/2022	ND	32.32	0.00	680.21
MW-02	712.53	02/28/2022	ND	32.41	0.00	680.12
MW-02	712.53	03/07/2022	ND	32.49	0.00	680.04
MW-02	712.53	03/14/2022	ND	32.85	0.00	679.68
MW-02	712.53	03/22/2022	ND	32.70	0.00	679.83
MW-02	712.53	04/01/2022	ND	32.81	0.00	679.72
MW-02	712.53	04/11/2022	ND	32.84	0.00	679.69
MW-02	712.53	04/19/2022	ND	33.02	0.00	679.51
MW-02	712.53	04/28/2022	ND	33.05	0.00	679.48
MW-02	712.53	05/04/2022	ND	33.07	0.00	679.46
MW-02	712.53	05/11/2022	ND	33.15	0.00	679.38
MW-02	712.53	05/18/2022	ND	33.50	0.00	679.03
MW-02	712.53	05/25/2022	ND	33.34	0.00	679.19
MW-02	712.53	06/01/2022	ND	33.42	0.00	679.11
MW-02	712.53	06/08/2022	ND	33.50	0.00	679.03
MW-02	712.53	06/13/2022	ND	33.61	0.00	678.92
MW-03						
MW-03	703.64	09/01/2020	ND	19.93	0.00	683.71
MW-03	703.64	09/03/2020	ND	22.74	0.00	680.90
MW-03	703.64	09/05/2020	ND	22.84	0.00	680.80
MW-03	703.64	09/14/2020	ND	22.78	0.00	680.86
MW-03	703.64	09/18/2020	ND	22.80	0.00	680.84
MW-03	703.64	09/28/2020	ND	22.54	0.00	681.10
MW-03	703.64	10/03/2020	ND	22.57	0.00	681.07
MW-03	703.64	10/19/2020	ND	21.88	0.00	681.76
MW-03	703.64	10/26/2020	ND	21.70	0.00	681.94
MW-03	703.64	11/09/2020	ND	21.44	0.00	682.20
MW-03	703.64	11/18/2020	ND	20.87	0.00	682.77
MW-03	703.64	11/23/2020	ND	20.76	0.00	682.88

Table 3
Summary of Monitoring Well Gauging Data

Colonial Pipeline Company
2020-L1-SR2448
Huntersville, North Carolina

Well ID	Top Of Casing Elevation[1]	Date	Depth to Free Product (ft btoc)	Depth to Groundwater (ft btoc)	Free Product Thickness (ft)	Groundwater Elevation[2] (ft btoc)
MW-03	703.64	12/07/2020	ND	20.39	0.00	683.25
MW-03	703.64	12/21/2020	ND	19.90	0.00	683.74
MW-03	703.64	12/26/2020	ND	19.71	0.00	683.93
MW-03	703.64	01/10/2021	ND	19.54	0.00	684.10
MW-03	703.64	01/19/2021	ND	19.47	0.00	684.17
MW-03	703.64	01/25/2021	ND	19.43	0.00	684.21
MW-03	703.64	02/01/2021	ND	18.56	0.00	685.08
MW-03	703.64	02/08/2021	ND	18.69	0.00	684.95
MW-03	703.64	02/16/2021	ND	17.45	0.00	686.19
MW-03	703.64	02/22/2021	ND	16.89	0.00	686.75
MW-03	703.64	03/04/2021	ND	17.16	0.00	686.48
MW-03	703.64	03/08/2021	ND	17.67	0.00	685.97
MW-03	703.64	03/15/2021	ND	17.90	0.00	685.74
MW-03	703.64	03/22/2021	ND	16.79	0.00	686.85
MW-03	703.64	04/01/2021	ND	15.92	0.00	687.72
MW-03	703.64	04/12/2021	ND	16.90	0.00	686.74
MW-03	703.64	04/19/2021	ND	17.42	0.00	686.22
MW-03	703.64	04/29/2021	ND	18.12	0.00	685.52
MW-03	703.64	05/03/2021	ND	18.29	0.00	685.35
MW-03	703.64	05/10/2021	ND	18.80	0.00	684.84
MW-03	703.64	05/18/2021	ND	19.20	0.00	684.44
MW-03	703.64	05/26/2021	ND	19.40	0.00	684.24
MW-03	703.64	05/31/2021	ND	19.82	0.00	683.82
MW-03	703.64	06/07/2021	ND	20.08	0.00	683.56
MW-03	703.64	06/14/2021	ND	20.27	0.00	683.37
MW-03	703.64	06/21/2021	ND	20.58	0.00	683.06
MW-03	703.64	07/01/2021	ND	20.83	0.00	682.81
MW-03	703.64	07/06/2021	ND	21.10	0.00	682.54
MW-03	703.64	07/14/2021	ND	21.27	0.00	682.37
MW-03	703.64	07/28/2021	ND	21.79	0.00	681.85
MW-03	703.64	08/02/2021	ND	22.21	0.00	681.43
MW-03	703.64	08/16/2021	ND	22.80	0.00	680.84
MW-03	703.64	08/26/2021	ND	23.15	0.00	680.49
MW-03	703.64	08/30/2021	ND	23.58	0.00	680.06
MW-03	703.64	09/14/2021	ND	24.37	0.00	679.27
MW-03	703.64	09/23/2021	ND	24.64	0.00	679.00
MW-03	703.64	10/06/2021	ND	25.45	0.00	678.19
MW-03	703.64	10/12/2021	ND	25.81	0.00	677.83
MW-03	703.64	10/18/2021	ND	26.12	0.00	677.52
MW-03	703.64	10/27/2021	ND	26.26	0.00	677.38
MW-03	703.64	11/01/2021	ND	26.51	0.00	677.13
MW-03	703.64	11/15/2021	ND	27.84	0.00	675.80
MW-03	703.64	11/22/2021	ND	28.15	0.00	675.49
MW-03	703.64	11/30/2021	ND	28.50	0.00	675.14
MW-03	703.64	12/06/2021	ND	28.46	0.00	675.18

Table 3
Summary of Monitoring Well Gauging Data

Colonial Pipeline Company
2020-L1-SR2448
Huntersville, North Carolina

Well ID	Top Of Casing Elevation[1]	Date	Depth to Free Product (ft btoc)	Depth to Groundwater (ft btoc)	Free Product Thickness (ft)	Groundwater Elevation[2] (ft btoc)
MW-03	703.64	12/13/2021	ND	28.65	0.00	674.99
MW-03	703.64	12/20/2021	ND	28.76	0.00	674.88
MW-03	703.64	12/28/2021	ND	28.19	0.00	675.45
MW-03	703.64	01/04/2022	ND	28.72	0.00	674.92
MW-03	703.64	01/10/2022	ND	28.84	0.00	674.80
MW-03	703.64	01/27/2022	ND	28.26	0.00	675.38
MW-03	703.64	01/31/2022	ND	28.03	0.00	675.61
MW-03	703.64	02/09/2022	ND	28.34	0.00	675.30
MW-03	703.64	02/14/2022	ND	28.60	0.00	675.04
MW-03	703.64	02/24/2022	ND	28.44	0.00	675.20
MW-03	703.64	02/28/2022	ND	29.03	0.00	674.61
MW-03	703.64	03/07/2022	ND	29.28	0.00	674.36
MW-03	703.64	03/14/2022	ND	28.58	0.00	675.06
MW-03	703.64	03/22/2022	ND	28.80	0.00	674.84
MW-03	703.64	04/01/2022	ND	28.38	0.00	675.26
MW-03	703.64	04/11/2022	ND	29.22	0.00	674.42
MW-03	703.64	04/19/2022	ND	29.29	0.00	674.35
MW-03	703.64	04/28/2022	ND	28.64	0.00	675.00
MW-03	703.64	05/04/2022	ND	29.28	0.00	674.36
MW-03	703.64	05/11/2022	ND	29.46	0.00	674.18
MW-03	703.64	05/18/2022	ND	29.63	0.00	674.01
MW-03	703.64	05/25/2022	ND	29.30	0.00	674.34
MW-03	703.64	06/01/2022	ND	29.93	0.00	673.71
MW-03	703.64	06/08/2022	ND	30.04	0.00	673.60
MW-03	703.64	06/13/2022	ND	30.09	0.00	673.55
MW-04						
MW-04	712.05	09/01/2020	ND	28.30	0.00	683.75
MW-04	712.05	09/03/2020	ND	28.19	0.00	683.86
MW-04	712.05	09/05/2020	ND	28.32	0.00	683.73
MW-04	715.04	09/14/2020	ND	31.32	0.00	683.72
MW-04	715.04	09/18/2020	ND	31.31	0.00	683.73
MW-04	715.04	09/28/2020	ND	31.23	0.00	683.81
MW-04	715.04	10/03/2020	ND	31.26	0.00	683.78
MW-04	715.04	10/19/2020	ND	30.93	0.00	684.11
MW-04	715.04	10/26/2020	ND	30.78	0.00	684.26
MW-04	715.04	11/09/2020	ND	30.50	0.00	684.54
MW-04	715.04	11/18/2020	ND	30.44	0.00	684.60
MW-04	715.04	11/23/2020	ND	30.32	0.00	684.72
MW-04	715.04	12/07/2020	ND	29.97	0.00	685.07
MW-04	715.04	12/21/2020	ND	29.78	0.00	685.26
MW-04	715.04	12/26/2020	ND	30.04	0.00	685.00
MW-04	715.04	01/10/2021	ND	29.86	0.00	685.18
MW-04	715.04	01/19/2021	ND	29.76	0.00	685.28
MW-04	715.04	01/25/2021	ND	23.46	0.00	691.58
MW-04	715.04	02/01/2021	ND	29.16	0.00	685.88

Table 3
Summary of Monitoring Well Gauging Data

Colonial Pipeline Company
2020-L1-SR2448
Huntersville, North Carolina

Well ID	Top Of Casing Elevation[1]	Date	Depth to Free Product (ft btoc)	Depth to Groundwater (ft btoc)	Free Product Thickness (ft)	Groundwater Elevation[2] (ft btoc)
MW-04	715.04	02/08/2021	ND	29.61	0.00	685.43
MW-04	715.04	02/16/2021	ND	29.05	0.00	685.99
MW-04	715.04	02/22/2021	ND	28.90	0.00	686.14
MW-04	715.04	03/04/2021	ND	28.87	0.00	686.17
MW-04	715.04	03/08/2021	ND	29.13	0.00	685.91
MW-04	715.04	03/15/2021	ND	28.98	0.00	686.06
MW-04	715.04	03/22/2021	ND	28.76	0.00	686.28
MW-04	715.04	04/01/2021	ND	28.54	0.00	686.50
MW-04	715.04	04/12/2021	ND	28.19	0.00	686.85
MW-04	715.04	04/19/2021	ND	28.23	0.00	686.81
MW-04	715.04	04/29/2021	ND	28.26	0.00	686.78
MW-04	715.04	05/03/2021	ND	28.27	0.00	686.77
MW-04	715.04	05/10/2021	ND	28.39	0.00	686.65
MW-04	715.04	05/18/2021	ND	28.54	0.00	686.50
MW-04	715.04	05/26/2021	ND	28.56	0.00	686.48
MW-04	715.04	05/31/2021	ND	28.78	0.00	686.26
MW-04	715.04	06/07/2021	ND	28.77	0.00	686.27
MW-04	715.04	06/14/2021	ND	28.86	0.00	686.18
MW-04	715.04	06/21/2021	ND	29.01	0.00	686.03
MW-04	715.04	07/01/2021	ND	29.13	0.00	685.91
MW-04	715.04	07/06/2021	ND	29.32	0.00	685.72
MW-04	715.04	07/14/2021	ND	29.41	0.00	685.63
MW-04	715.04	07/28/2021	ND	29.61	0.00	685.43
MW-04	715.04	08/02/2021	ND	29.76	0.00	685.28
MW-04	715.04	08/16/2021	ND	30.05	0.00	684.99
MW-04	715.04	08/26/2021	ND	30.29	0.00	684.75
MW-04	715.04	08/30/2021	ND	30.28	0.00	684.76
MW-04	715.04	09/14/2021	ND	30.64	0.00	684.40
MW-04	715.04	09/23/2021	ND	30.90	0.00	684.14
MW-04	715.04	10/06/2021	ND	31.20	0.00	683.84
MW-04	715.04	10/12/2021	ND	31.35	0.00	683.69
MW-04	715.04	10/18/2021	ND	31.57	0.00	683.47
MW-04	715.04	10/27/2021	ND	31.81	0.00	683.23
MW-04	715.04	11/01/2021	ND	32.01	0.00	683.03
MW-04	715.04	11/15/2021	ND	32.36	0.00	682.68
MW-04	715.04	11/22/2021	ND	32.41	0.00	682.63
MW-04	715.04	11/30/2021	ND	32.61	0.00	682.43
MW-04	715.04	12/06/2021	ND	32.70	0.00	682.34
MW-04	715.04	12/13/2021	ND	32.96	0.00	682.08
MW-04	715.04	12/20/2021	ND	33.15	0.00	681.89
MW-04	715.04	12/28/2021	ND	33.25	0.00	681.79
MW-04	715.04	01/04/2022	ND	33.45	0.00	681.59
MW-04	715.04	01/10/2022	ND	33.64	0.00	681.40
MW-04	715.04	01/27/2022	ND	33.58	0.00	681.46
MW-04	715.04	01/31/2022	ND	33.98	0.00	681.06

Table 3
Summary of Monitoring Well Gauging Data

Colonial Pipeline Company
2020-L1-SR2448
Huntersville, North Carolina

Well ID	Top Of Casing Elevation[1]	Date	Depth to Free Product (ft btoc)	Depth to Groundwater (ft btoc)	Free Product Thickness (ft)	Groundwater Elevation[2] (ft btoc)
MW-04	715.04	02/09/2022	ND	34.02	0.00	681.02
MW-04	715.04	02/14/2022	ND	34.24	0.00	680.80
MW-04	715.04	02/24/2022	ND	34.30	0.00	680.74
MW-04	715.04	02/28/2022	ND	34.40	0.00	680.64
MW-04	715.04	03/07/2022	ND	34.46	0.00	680.58
MW-04	715.04	03/14/2022	ND	34.79	0.00	680.25
MW-04	715.04	03/22/2022	ND	34.61	0.00	680.43
MW-04	715.04	04/01/2022	ND	34.71	0.00	680.33
MW-04	715.04	04/11/2022	ND	34.75	0.00	680.29
MW-04	715.04	04/19/2022	ND	34.92	0.00	680.12
MW-04	715.04	04/28/2022	ND	34.95	0.00	680.09
MW-04	715.04	05/04/2022	ND	35.02	0.00	680.02
MW-04	715.04	05/11/2022	ND	35.10	0.00	679.94
MW-04	715.04	05/18/2022	ND	35.24	0.00	679.80
MW-04	715.04	05/25/2022	ND	35.33	0.00	679.71
MW-04	715.04	06/01/2022	ND	35.44	0.00	679.60
MW-04	715.04	06/08/2022	ND	35.52	0.00	679.52
MW-04	715.04	06/13/2022	ND	35.64	0.00	679.40
MW-05						
MW-05	705.61	09/01/2020	ND	24.19	0.00	681.42
MW-05	705.61	09/03/2020	ND	25.22	0.00	680.39
MW-05	705.61	09/05/2020	ND	26.38	0.00	679.23
MW-05	705.61	09/06/2020	ND	27.38	0.00	678.23
MW-05	707.30	09/14/2020	ND	27.04	0.00	680.26
MW-05	707.30	09/18/2020	ND	27.03	0.00	680.27
MW-05	707.30	09/28/2020	ND	26.87	0.00	680.43
MW-05	707.30	10/03/2020	ND	26.88	0.00	680.42
MW-05	707.30	10/19/2020	ND	26.49	0.00	680.81
MW-05	707.30	10/26/2020	ND	26.34	0.00	680.96
MW-05	707.30	10/28/2020	ND	28.34	0.00	678.96
MW-05	707.30	11/09/2020	ND	26.06	0.00	681.24
MW-05	707.30	11/18/2020	ND	25.93	0.00	681.37
MW-05	707.30	11/23/2020	ND	25.80	0.00	681.50
MW-05	707.30	12/07/2020	ND	25.39	0.00	681.91
MW-05	707.30	12/21/2020	ND	25.14	0.00	682.16
MW-05	707.30	12/26/2020	ND	25.17	0.00	682.13
MW-05	707.30	01/10/2021	ND	24.89	0.00	682.41
MW-05	707.30	01/19/2021	ND	24.72	0.00	682.58
MW-05	707.30	01/25/2021	ND	24.43	0.00	682.87
MW-05	707.30	02/01/2021	ND	24.25	0.00	683.05
MW-05	707.30	02/08/2021	ND	24.49	0.00	682.81
MW-05	707.30	02/16/2021	ND	23.96	0.00	683.34
MW-05	707.30	02/22/2021	ND	23.66	0.00	683.64
MW-05	707.30	03/04/2021	ND	23.41	0.00	683.89
MW-05	707.30	03/08/2021	ND	23.64	0.00	683.66

Table 3
Summary of Monitoring Well Gauging Data

Colonial Pipeline Company
2020-L1-SR2448
Huntersville, North Carolina

Well ID	Top Of Casing Elevation[1]	Date	Depth to Free Product (ft btoc)	Depth to Groundwater (ft btoc)	Free Product Thickness (ft)	Groundwater Elevation[2] (ft btoc)
MW-05	707.30	03/15/2021	ND	23.46	0.00	683.84
MW-05	707.30	03/22/2021	ND	23.19	0.00	684.11
MW-05	707.30	04/01/2021	ND	22.79	0.00	684.51
MW-05	707.30	04/12/2021	ND	22.41	0.00	684.89
MW-05	707.30	04/19/2021	ND	22.45	0.00	684.85
MW-05	707.30	04/29/2021	ND	22.53	0.00	684.77
MW-05	707.30	05/03/2021	ND	22.55	0.00	684.75
MW-05	707.30	05/10/2021	ND	22.83	0.00	684.47
MW-05	707.30	05/18/2021	ND	23.13	0.00	684.17
MW-05	707.30	05/26/2021	ND	23.32	0.00	683.98
MW-05	707.30	05/31/2021	ND	23.68	0.00	683.62
MW-05	707.30	06/07/2021	ND	23.83	0.00	683.47
MW-05	707.30	06/14/2021	ND	23.98	0.00	683.32
MW-05	707.30	06/21/2021	ND	24.20	0.00	683.10
MW-05	707.30	07/01/2021	ND	24.45	0.00	682.85
MW-05	707.30	07/06/2021	ND	24.71	0.00	682.59
MW-05	707.30	07/14/2021	ND	24.87	0.00	682.43
MW-05	707.30	07/28/2021	ND	25.16	0.00	682.14
MW-05	707.30	08/02/2021	ND	25.36	0.00	681.94
MW-05	707.30	08/16/2021	ND	25.79	0.00	681.51
MW-05	707.30	08/26/2021	ND	26.11	0.00	681.19
MW-05	707.30	08/30/2021	ND	26.15	0.00	681.15
MW-05	707.30	09/14/2021	ND	26.65	0.00	680.65
MW-05	707.30	09/23/2021	ND	27.07	0.00	680.23
MW-05	707.30	10/06/2021	ND	27.45	0.00	679.85
MW-05	707.30	10/12/2021	ND	27.67	0.00	679.63
MW-05	707.30	10/18/2021	ND	27.93	0.00	679.37
MW-05	707.30	10/27/2021	ND	28.23	0.00	679.07
MW-05	707.30	11/01/2021	ND	28.45	0.00	678.85
MW-05	707.30	11/15/2021	ND	28.85	0.00	678.45
MW-05	707.30	11/22/2021	ND	28.94	0.00	678.36
MW-05	707.30	11/30/2021	ND	29.10	0.00	678.20
MW-05	707.30	12/06/2021	ND	29.18	0.00	678.12
MW-05	707.30	12/13/2021	ND	29.40	0.00	677.90
MW-05	707.30	12/20/2021	ND	29.60	0.00	677.70
MW-05	707.30	12/28/2021	ND	29.68	0.00	677.62
MW-05	707.30	01/04/2022	ND	29.87	0.00	677.43
MW-05	707.30	01/10/2022	ND	29.99	0.00	677.31
MW-05	707.30	01/27/2022	ND	30.07	0.00	677.23
MW-05	707.30	01/31/2022	ND	30.20	0.00	677.10
MW-05	707.30	02/09/2022	ND	30.12	0.00	677.18
MW-05	707.30	02/14/2022	ND	30.29	0.00	677.01
MW-05	707.30	02/24/2022	ND	30.32	0.00	676.98
MW-05	707.30	02/28/2022	ND	30.38	0.00	676.92
MW-05	707.30	03/07/2022	ND	30.42	0.00	676.88

Table 3
Summary of Monitoring Well Gauging Data

Colonial Pipeline Company
2020-L1-SR2448
Huntersville, North Carolina

Well ID	Top Of Casing Elevation[1]	Date	Depth to Free Product (ft btoc)	Depth to Groundwater (ft btoc)	Free Product Thickness (ft)	Groundwater Elevation[2] (ft btoc)
MW-05	707.30	03/14/2022	ND	30.58	0.00	676.72
MW-05	707.30	03/22/2022	ND	30.46	0.00	676.84
MW-05	707.30	04/01/2022	ND	30.53	0.00	676.77
MW-05	707.30	04/11/2022	ND	30.54	0.00	676.76
MW-05	707.30	04/19/2022	ND	30.65	0.00	676.65
MW-05	707.30	04/28/2022	ND	30.67	0.00	676.63
MW-05	707.30	05/04/2022	ND	30.68	0.00	676.62
MW-05	707.30	05/11/2022	ND	30.73	0.00	676.57
MW-05	707.30	05/18/2022	ND	30.88	0.00	676.42
MW-05	707.30	05/25/2022	ND	31.00	0.00	676.30
MW-05	707.30	06/01/2022	ND	31.09	0.00	676.21
MW-05	707.30	06/08/2022	ND	31.20	0.00	676.10
MW-05	707.30	06/13/2022	ND	31.34	0.00	675.96
MW-06						
MW-06	703.81	09/01/2020	ND	20.70	0.00	683.11
MW-06	703.81	09/03/2020	ND	20.92	0.00	682.89
MW-06	706.34	09/14/2020	ND	23.56	0.00	682.78
MW-06	706.34	09/18/2020	ND	23.65	0.00	682.69
MW-06	706.34	09/28/2020	ND	23.47	0.00	682.87
MW-06	706.34	10/03/2020	ND	23.51	0.00	682.83
MW-06	706.34	10/19/2020	ND	23.23	0.00	683.11
MW-06	706.34	10/26/2020	ND	23.12	0.00	683.22
MW-06	706.34	11/09/2020	ND	22.91	0.00	683.43
MW-06	706.34	11/18/2020	Dry	Dry	Dry	Dry
MW-06	706.34	11/23/2020	ND	22.79	0.00	683.55
MW-06	706.34	12/07/2020	ND	22.36	0.00	683.98
MW-06	706.34	12/21/2020	ND	22.18	0.00	684.16
MW-06	706.34	12/26/2020	ND	22.34	0.00	684.00
MW-06	706.34	01/10/2021	ND	22.15	0.00	684.19
MW-06	706.34	01/19/2021	ND	21.98	0.00	684.36
MW-06	706.34	01/25/2021	ND	21.68	0.00	684.66
MW-06	706.34	02/01/2021	ND	21.36	0.00	684.98
MW-06	706.34	02/08/2021	ND	21.83	0.00	684.51
MW-06	706.34	02/16/2021	ND	21.24	0.00	685.10
MW-06	706.34	02/22/2021	ND	20.99	0.00	685.35
MW-06	706.34	03/04/2021	ND	20.91	0.00	685.43
MW-06	706.34	03/08/2021	ND	21.11	0.00	685.23
MW-06	706.34	03/15/2021	ND	20.93	0.00	685.41
MW-06	706.34	03/22/2021	ND	20.67	0.00	685.67
MW-06	706.34	04/01/2021	ND	20.42	0.00	685.92
MW-06	706.34	04/12/2021	ND	20.07	0.00	686.27
MW-06	706.34	04/19/2021	ND	20.03	0.00	686.31
MW-06	706.34	04/29/2021	ND	19.95	0.00	686.39
MW-06	706.34	05/03/2021	ND	19.91	0.00	686.43
MW-06	706.34	05/10/2021	ND	20.06	0.00	686.28

Table 3
Summary of Monitoring Well Gauging Data

Colonial Pipeline Company
2020-L1-SR2448
Huntersville, North Carolina

Well ID	Top Of Casing Elevation[1]	Date	Depth to Free Product (ft btoc)	Depth to Groundwater (ft btoc)	Free Product Thickness (ft)	Groundwater Elevation[2] (ft btoc)
MW-06	706.34	05/18/2021	ND	20.29	0.00	686.05
MW-06	706.34	05/26/2021	ND	20.39	0.00	685.95
MW-06	706.34	05/31/2021	ND	20.67	0.00	685.67
MW-06	706.34	06/07/2021	ND	20.77	0.00	685.57
MW-06	706.34	06/14/2021	ND	20.90	0.00	685.44
MW-06	706.34	06/21/2021	ND	21.08	0.00	685.26
MW-06	706.34	07/01/2021	ND	21.29	0.00	685.05
MW-06	706.34	07/06/2021	ND	21.52	0.00	684.82
MW-06	706.34	07/14/2021	ND	21.66	0.00	684.68
MW-06	706.34	07/28/2021	ND	21.93	0.00	684.41
MW-06	706.34	08/02/2021	ND	22.13	0.00	684.21
MW-06	706.34	08/16/2021	ND	22.51	0.00	683.83
MW-06	706.34	08/26/2021	ND	22.80	0.00	683.54
MW-06	706.34	08/30/2021	ND	22.84	0.00	683.50
MW-06	706.34	09/14/2021	ND	23.31	0.00	683.03
MW-06	706.34	09/23/2021	ND	23.66	0.00	682.68
MW-06	706.34	10/06/2021	ND	24.03	0.00	682.31
MW-06	706.34	10/12/2021	ND	24.23	0.00	682.11
MW-06	706.34	10/18/2021	ND	24.47	0.00	681.87
MW-06	706.34	10/27/2021	ND	24.74	0.00	681.60
MW-06	706.34	11/01/2021	ND	24.93	0.00	681.41
MW-06	706.34	11/15/2021	DRY	DRY	DRY	DRY
MW-06	706.34	11/22/2021	ND	25.45	0.00	680.89
MW-06	706.34	11/30/2021	ND	25.62	0.00	680.72
MW-06	706.34	12/06/2021	ND	25.75	0.00	680.59
MW-06	706.34	12/13/2021	ND	25.98	0.00	680.36
MW-06	706.34	12/20/2021	ND	26.19	0.00	680.15
MW-06	706.34	12/28/2021	ND	26.29	0.00	680.05
MW-06	706.34	01/04/2022	ND	26.49	0.00	679.85
MW-06	706.34	01/10/2022	ND	26.65	0.00	679.69
MW-06	706.34	01/27/2022	ND	26.86	0.00	679.48
MW-06	706.34	01/31/2022	ND	26.96	0.00	679.38
MW-06	706.34	02/09/2022	ND	27.02	0.00	679.32
MW-06	706.34	02/14/2022	ND	27.15	0.00	679.19
MW-06	706.34	02/24/2022	ND	27.27	0.00	679.07
MW-06	706.34	02/28/2022	ND	27.38	0.00	678.96
MW-06	706.34	03/07/2022	ND	27.44	0.00	678.90
MW-06	706.34	03/14/2022	ND	27.69	0.00	678.65
MW-06	706.34	03/22/2022	ND	27.65	0.00	678.69
MW-06	706.34	04/01/2022	ND	27.76	0.00	678.58
MW-06	706.34	04/11/2022	ND	27.81	0.00	678.53
MW-06	706.34	04/19/2022	ND	27.98	0.00	678.36
MW-06	706.34	04/28/2022	ND	28.02	0.00	678.32
MW-06	706.34	05/04/2022	ND	28.07	0.00	678.27
MW-06	706.34	05/11/2022	ND	28.72	0.00	677.62

Table 3
Summary of Monitoring Well Gauging Data

Colonial Pipeline Company
2020-L1-SR2448
Huntersville, North Carolina

Well ID	Top Of Casing Elevation[1]	Date	Depth to Free Product (ft btoc)	Depth to Groundwater (ft btoc)	Free Product Thickness (ft)	Groundwater Elevation[2] (ft btoc)
MW-06	706.34	05/18/2022	ND	28.23	0.00	678.11
MW-06	706.34	05/25/2022	ND	28.33	0.00	678.01
MW-06	706.34	06/01/2022	ND	28.45	0.00	677.89
MW-06	706.34	06/08/2022	ND	28.53	0.00	677.81
MW-06	706.34	06/13/2022	ND	28.65	0.00	677.69
MW-07R						
MW-07	709.46	09/01/2020	ND	26.67	0.00	682.79
MW-07	709.46	09/03/2020	ND	26.53	0.00	682.93
MW-07	709.46	09/05/2020	ND	25.60	0.00	683.86
MW-07	712.36	09/14/2020	ND	29.36	0.00	683.00
MW-07	712.36	09/18/2020	ND	29.31	0.00	683.05
MW-07	712.36	09/28/2020	ND	29.24	0.00	683.12
MW-07	712.36	10/03/2020	ND	29.32	0.00	683.04
MW-07	712.36	10/05/2020	ND	31.32	0.00	681.04
MW-07	712.36	10/19/2020	ND	29.28	0.00	683.08
MW-07	712.36	10/26/2020	ND	29.26	0.00	683.10
MW-07	712.36	11/09/2020	ND	29.19	0.00	683.17
MW-07	712.36	11/18/2020	ND	29.20	0.00	683.16
MW-07	712.36	11/23/2020	ND	29.16	0.00	683.20
MW-07	712.36	12/07/2020	ND	29.98	0.00	682.38
MW-07	712.36	12/21/2020	ND	29.04	0.00	683.32
MW-07	712.36	12/26/2020	ND	29.02	0.00	683.34
MW-07	712.36	01/10/2021	ND	29.07	0.00	683.29
MW-07	712.36	01/19/2021	ND	29.62	0.00	682.74
MW-07	712.36	01/25/2021	ND	29.91	0.00	682.45
MW-07	712.36	02/01/2021	ND	30.05	0.00	682.31
MW-07	712.36	02/08/2021	ND	30.19	0.00	682.17
MW-07	712.36	02/16/2021	ND	29.86	0.00	682.50
MW-07	712.36	02/22/2021	ND	29.46	0.00	682.90
MW-07	712.36	03/04/2021	ND	29.23	0.00	683.13
MW-07	712.36	03/08/2021	ND	29.37	0.00	682.99
MW-07	712.36	03/15/2021	ND	29.39	0.00	682.97
MW-07	712.36	03/22/2021	ND	29.43	0.00	682.93
MW-07	712.36	04/01/2021	ND	29.16	0.00	683.20
MW-07	712.36	04/12/2021	ND	29.29	0.00	683.07
MW-07	712.36	04/19/2021	ND	29.58	0.00	682.78
MW-07	712.36	04/29/2021	ND	29.75	0.00	682.61
MW-07	712.36	05/03/2021	ND	29.71	0.00	682.65
MW-07	712.36	05/10/2021	ND	29.94	0.00	682.42
MW-07	712.36	05/18/2021	ND	29.89	0.00	682.47
MW-07	712.36	05/26/2021	ND	30.06	0.00	682.30
MW-07	712.36	05/31/2021	ND	30.23	0.00	682.13
MW-07	712.36	06/07/2021	ND	30.47	0.00	681.89
MW-07	712.36	06/14/2021	ND	30.57	0.00	681.79
MW-07	712.36	06/21/2021	ND	30.72	0.00	681.64

Table 3
Summary of Monitoring Well Gauging Data

Colonial Pipeline Company
2020-L1-SR2448
Huntersville, North Carolina

Well ID	Top Of Casing Elevation[1]	Date	Depth to Free Product (ft btoc)	Depth to Groundwater (ft btoc)	Free Product Thickness (ft)	Groundwater Elevation[2] (ft btoc)
MW-07	712.36	07/01/2021	ND	30.92	0.00	681.44
MW-07	712.36	07/06/2021	ND	31.05	0.00	681.31
MW-07	712.36	07/14/2021	ND	31.09	0.00	681.27
MW-07	712.36	07/28/2021	ND	31.63	0.00	680.73
MW-07	712.36	08/02/2021	ND	31.90	0.00	680.46
MW-07	712.36	08/16/2021	ND	32.49	0.00	679.87
MW-07	712.36	08/26/2021	ND	33.08	0.00	679.28
MW-07	712.36	08/30/2021	ND	33.41	0.00	678.95
MW-07	712.36	09/14/2021	ND	34.14	0.00	678.22
MW-07	712.36	09/23/2021	ND	34.56	0.00	677.80
MW-07	712.36	10/06/2021	ND	35.46	0.00	676.90
MW-07	712.36	10/12/2021	ND	35.82	0.00	676.54
MW-07	712.36	10/18/2021	ND	36.10	0.00	676.26
MW-07	712.36	10/27/2021	ND	36.22	0.00	676.14
MW-07	712.36	11/01/2021	ND	36.41	0.00	675.95
MW-07	712.36	11/15/2021	37.43	37.76	0.33	674.84
MW-07	712.36	11/22/2021	ND	37.62	0.00	674.74
MW-07	712.36	11/30/2021	ND	37.59	0.00	674.77
MW-07	712.36	12/06/2021	37.66	37.86	0.20	674.65
MW-07	712.36	12/13/2021	37.84	37.86	0.02	674.51
MW-07	712.36	12/20/2021	37.87	37.90	0.03	674.48
MW-07	712.36	12/28/2021	DRY	DRY	DRY	DRY
MW-07	712.36	01/04/2022	DRY	DRY	DRY	DRY
MW-07	712.36	01/10/2022	DRY	DRY	DRY	DRY
MW-07	712.36	01/27/2022	DRY	DRY	DRY	DRY
MW-07	712.36	01/31/2022	DRY	DRY	DRY	DRY
MW-07R	710.88	02/09/2022	ND	36.81	0.00	674.07
MW-07R	710.88	02/14/2022	ND	36.87	0.00	674.01
MW-07R	710.88	02/24/2022	ND	38.32	0.00	672.56
MW-07R	710.88	02/28/2022	ND	39.00	0.00	671.88
MW-07R	710.88	03/07/2022	ND	39.21	0.00	671.67
MW-07R	710.88	03/14/2022	ND	38.88	0.00	672.00
MW-07R	710.88	03/22/2022	ND	39.33	0.00	671.55
MW-07R	710.88	04/01/2022	ND	38.08	0.00	672.80
MW-07R	710.88	04/11/2022	ND	38.95	0.00	671.93
MW-07R	710.88	04/19/2022	ND	39.01	0.00	671.87
MW-07R	710.88	04/28/2022	ND	38.42	0.00	672.46
MW-07R	710.88	05/04/2022	ND	38.62	0.00	672.26
MW-07R	710.88	05/11/2022	ND	38.74	0.00	672.14
MW-07R	710.88	05/18/2022	ND	39.34	0.00	671.54
MW-07R	710.88	05/25/2022	ND	38.74	0.00	672.14
MW-07R	710.88	06/01/2022	ND	38.93	0.00	671.95
MW-07R	710.88	06/08/2022	ND	39.02	0.00	671.86
MW-07R	710.88	06/13/2022	ND	39.20	0.00	671.68

Table 3
Summary of Monitoring Well Gauging Data

Colonial Pipeline Company
2020-L1-SR2448
Huntersville, North Carolina

Well ID	Top Of Casing Elevation[1]	Date	Depth to Free Product (ft btoc)	Depth to Groundwater (ft btoc)	Free Product Thickness (ft)	Groundwater Elevation[2] (ft btoc)
MW-08						
MW-08	724.93	09/01/2020	ND	31.50	0.00	693.43
MW-08	724.93	09/03/2020	ND	31.64	0.00	693.29
MW-08	724.93	09/14/2020	ND	31.77	0.00	693.16
MW-08	724.93	09/18/2020	ND	21.78	0.00	703.15
MW-08	724.93	09/28/2020	ND	31.83	0.00	693.10
MW-08	724.93	10/03/2020	ND	31.95	0.00	692.98
MW-08	724.93	10/19/2020	ND	31.87	0.00	693.06
MW-08	724.93	10/26/2020	ND	31.79	0.00	693.14
MW-08	724.93	11/09/2020	ND	31.73	0.00	693.20
MW-08	724.93	11/18/2020	ND	31.69	0.00	693.24
MW-08	724.93	11/23/2020	ND	31.49	0.00	693.44
MW-08	724.93	12/07/2020	ND	37.31	0.00	687.62
MW-08	724.93	12/21/2020	ND	31.25	0.00	693.68
MW-08	724.93	12/26/2020	ND	31.28	0.00	693.65
MW-08	724.93	01/10/2021	ND	31.06	0.00	693.87
MW-08	724.93	01/19/2021	ND	30.97	0.00	693.96
MW-08	724.93	01/25/2021	ND	30.75	0.00	694.18
MW-08	724.93	02/01/2021	ND	30.76	0.00	694.17
MW-08	724.93	02/08/2021	ND	30.83	0.00	694.10
MW-08	724.93	02/16/2021	ND	30.64	0.00	694.29
MW-08	724.93	02/22/2021	ND	30.33	0.00	694.60
MW-08	724.93	03/04/2021	ND	30.08	0.00	694.85
MW-08	724.93	03/08/2021	ND	30.12	0.00	694.81
MW-08	724.93	03/15/2021	ND	30.03	0.00	694.90
MW-08	724.93	03/22/2021	ND	29.93	0.00	695.00
MW-08	724.93	04/01/2021	ND	29.62	0.00	695.31
MW-08	724.93	04/12/2021	ND	29.30	0.00	695.63
MW-08	724.93	04/19/2021	ND	29.25	0.00	695.68
MW-08	724.93	04/29/2021	ND	29.31	0.00	695.62
MW-08	724.93	05/03/2021	ND	29.31	0.00	695.62
MW-08	724.93	05/10/2021	ND	29.46	0.00	695.47
MW-08	724.93	05/18/2021	ND	29.73	0.00	695.20
MW-08	724.93	05/26/2021	ND	29.87	0.00	695.06
MW-08	724.93	05/31/2021	ND	30.08	0.00	694.85
MW-08	724.93	06/07/2021	ND	30.17	0.00	694.76
MW-08	724.93	06/14/2021	ND	30.41	0.00	694.52
MW-08	724.93	06/21/2021	ND	30.58	0.00	694.35
MW-08	724.93	07/01/2021	ND	29.35	0.00	695.58
MW-08	724.93	07/06/2021	ND	30.99	0.00	693.94
MW-08	724.93	07/14/2021	ND	31.22	0.00	693.71
MW-08	724.93	07/28/2021	ND	31.39	0.00	693.54
MW-08	724.93	08/02/2021	ND	31.63	0.00	693.30
MW-08	724.93	08/16/2021	ND	31.89	0.00	693.04
MW-08	724.93	08/26/2021	ND	31.82	0.00	693.11

Table 3
Summary of Monitoring Well Gauging Data

Colonial Pipeline Company
2020-L1-SR2448
Huntersville, North Carolina

Well ID	Top Of Casing Elevation[1]	Date	Depth to Free Product (ft btoc)	Depth to Groundwater (ft btoc)	Free Product Thickness (ft)	Groundwater Elevation[2] (ft btoc)
MW-08	724.93	08/30/2021	ND	32.16	0.00	692.77
MW-08	724.93	09/14/2021	ND	32.51	0.00	692.42
MW-08	724.93	09/23/2021	ND	32.77	0.00	692.16
MW-08	724.93	10/06/2021	ND	33.01	0.00	691.92
MW-08	724.93	10/12/2021	ND	33.19	0.00	691.74
MW-08	724.93	10/18/2021	ND	33.37	0.00	691.56
MW-08	724.93	10/27/2021	ND	33.56	0.00	691.37
MW-08	724.93	11/01/2021	ND	33.73	0.00	691.20
MW-08	724.93	11/15/2021	ND	34.05	0.00	690.88
MW-08	724.93	11/22/2021	ND	34.09	0.00	690.84
MW-08	724.93	11/30/2021	ND	34.34	0.00	690.59
MW-08	724.93	12/06/2021	ND	34.38	0.00	690.55
MW-08	724.93	12/13/2021	ND	34.61	0.00	690.32
MW-08	724.93	12/20/2021	ND	34.72	0.00	690.21
MW-08	724.93	12/28/2021	ND	34.18	0.00	690.75
MW-08	724.93	01/04/2022	ND	35.06	0.00	689.87
MW-08	724.93	01/10/2022	ND	35.18	0.00	689.75
MW-08	724.93	01/27/2022	ND	35.29	0.00	689.64
MW-08	724.93	01/31/2022	ND	35.40	0.00	689.53
MW-08	724.93	02/09/2022	ND	35.37	0.00	689.56
MW-08	724.93	02/14/2022	ND	35.51	0.00	689.42
MW-08	724.93	02/24/2022	ND	35.59	0.00	689.34
MW-08	724.93	02/28/2022	ND	35.69	0.00	689.24
MW-08	724.93	03/07/2022	ND	35.62	0.00	689.31
MW-08	724.93	03/14/2022	ND	35.69	0.00	689.24
MW-08	724.93	03/22/2022	ND	35.55	0.00	689.38
MW-08	724.93	04/01/2022	ND	35.41	0.00	689.52
MW-08	724.93	04/11/2022	ND	35.40	0.00	689.53
MW-08	724.93	04/19/2022	ND	35.44	0.00	689.49
MW-08	724.93	04/28/2022	ND	35.35	0.00	689.58
MW-08	724.93	05/04/2022	ND	35.26	0.00	689.67
MW-08	724.93	05/11/2022	ND	35.36	0.00	689.57
MW-08	724.93	05/18/2022	ND	35.39	0.00	689.54
MW-08	724.93	05/25/2022	ND	35.55	0.00	689.38
MW-08	724.93	06/01/2022	ND	35.65	0.00	689.28
MW-08	724.93	06/08/2022	ND	35.73	0.00	689.20
MW-08	724.93	06/13/2022	ND	35.78	0.00	689.15
MW-09						
MW-09	709.46	09/01/2020	ND	26.02	0.00	683.44
MW-09	709.46	09/03/2020	ND	26.64	0.00	682.82
MW-09	717.15	09/14/2020	ND	28.82	0.00	688.33
MW-09	717.15	09/18/2020	ND	28.84	0.00	688.31
MW-09	717.15	09/28/2020	ND	28.84	0.00	688.31
MW-09	717.15	10/03/2020	ND	28.93	0.00	688.22
MW-09	717.15	10/19/2020	ND	28.96	0.00	688.19

Table 3
Summary of Monitoring Well Gauging Data

Colonial Pipeline Company
2020-L1-SR2448
Huntersville, North Carolina

Well ID	Top Of Casing Elevation[1]	Date	Depth to Free Product (ft btoc)	Depth to Groundwater (ft btoc)	Free Product Thickness (ft)	Groundwater Elevation[2] (ft btoc)
MW-09	717.15	10/26/2020	ND	28.93	0.00	688.22
MW-09	717.15	11/09/2020	ND	28.84	0.00	688.31
MW-09	717.15	11/18/2020	ND	28.87	0.00	688.28
MW-09	717.15	11/23/2020	ND	29.82	0.00	687.33
MW-09	717.15	12/07/2020	ND	28.62	0.00	688.53
MW-09	717.15	12/21/2020	ND	28.62	0.00	688.53
MW-09	717.15	12/26/2020	ND	28.62	0.00	688.53
MW-09	717.15	01/10/2021	ND	28.54	0.00	688.61
MW-09	717.15	01/19/2021	ND	28.55	0.00	688.60
MW-09	717.15	01/25/2021	ND	28.46	0.00	688.69
MW-09	717.15	02/01/2021	ND	28.44	0.00	688.71
MW-09	717.15	02/08/2021	ND	28.64	0.00	688.51
MW-09	717.15	02/16/2021	ND	28.40	0.00	688.75
MW-09	717.15	02/22/2021	ND	28.28	0.00	688.87
MW-09	717.15	03/04/2021	ND	28.12	0.00	689.03
MW-09	717.15	03/08/2021	ND	28.20	0.00	688.95
MW-09	717.15	03/15/2021	ND	28.07	0.00	689.08
MW-09	717.15	03/22/2021	ND	27.97	0.00	689.18
MW-09	717.15	04/01/2021	ND	27.84	0.00	689.31
MW-09	717.15	04/12/2021	ND	27.56	0.00	689.59
MW-09	717.15	04/19/2021	ND	27.53	0.00	689.62
MW-09	717.15	04/29/2021	ND	27.49	0.00	689.66
MW-09	717.15	05/03/2021	ND	27.42	0.00	689.73
MW-09	717.15	05/10/2021	ND	27.56	0.00	689.59
MW-09	717.15	05/18/2021	ND	27.62	0.00	689.53
MW-09	717.15	05/26/2021	ND	27.69	0.00	689.46
MW-09	717.15	05/31/2021	ND	27.87	0.00	689.28
MW-09	717.15	06/07/2021	ND	27.98	0.00	689.17
MW-09	717.15	06/14/2021	ND	28.06	0.00	689.09
MW-09	717.15	06/21/2021	ND	28.23	0.00	688.92
MW-09	717.15	07/01/2021	ND	28.41	0.00	688.74
MW-09	717.15	07/06/2021	ND	28.62	0.00	688.53
MW-09	717.15	07/14/2021	ND	28.78	0.00	688.37
MW-09	717.15	07/28/2021	ND	29.23	0.00	687.92
MW-09	717.15	08/02/2021	ND	29.50	0.00	687.65
MW-09	717.15	08/16/2021	ND	29.91	0.00	687.24
MW-09	717.15	08/26/2021	ND	30.19	0.00	686.96
MW-09	717.15	08/30/2021	ND	30.30	0.00	686.85
MW-09	717.15	09/14/2021	ND	30.81	0.00	686.34
MW-09	717.15	09/23/2021	ND	31.10	0.00	686.05
MW-09	717.15	10/06/2021	ND	31.53	0.00	685.62
MW-09	717.15	10/12/2021	ND	31.76	0.00	685.39
MW-09	717.15	10/18/2021	ND	31.92	0.00	685.23
MW-09	717.15	10/27/2021	ND	32.10	0.00	685.05
MW-09	717.15	11/01/2021	ND	32.23	0.00	684.92

Table 3
Summary of Monitoring Well Gauging Data

Colonial Pipeline Company
2020-L1-SR2448
Huntersville, North Carolina

Well ID	Top Of Casing Elevation[1]	Date	Depth to Free Product (ft btoc)	Depth to Groundwater (ft btoc)	Free Product Thickness (ft)	Groundwater Elevation[2] (ft btoc)
MW-09	717.15	11/15/2021	ND	32.62	0.00	684.53
MW-09	717.15	11/22/2021	ND	32.73	0.00	684.42
MW-09	717.15	11/30/2021	ND	33.00	0.00	684.15
MW-09	717.15	12/06/2021	ND	33.10	0.00	684.05
MW-09	717.15	12/13/2021	ND	33.37	0.00	683.78
MW-09	717.15	12/20/2021	ND	32.61	0.00	684.54
MW-09	717.15	12/28/2021	ND	33.68	0.00	683.47
MW-09	717.15	01/04/2022	ND	34.00	0.00	683.15
MW-09	717.15	01/10/2022	ND	34.33	0.00	682.82
MW-09	717.15	01/27/2022	ND	34.57	0.00	682.58
MW-09	717.15	01/31/2022	ND	34.70	0.00	682.45
MW-09	717.15	02/09/2022	ND	35.01	0.00	682.14
MW-09	717.15	02/14/2022	ND	35.22	0.00	681.93
MW-09	717.15	02/24/2022	ND	35.57	0.00	681.58
MW-09	717.15	02/28/2022	ND	35.73	0.00	681.42
MW-09	717.15	03/07/2022	ND	35.98	0.00	681.17
MW-09	717.15	03/14/2022	ND	36.10	0.00	681.05
MW-09	717.15	03/22/2022	ND	36.41	0.00	680.74
MW-09	717.15	04/01/2022	ND	36.52	0.00	680.63
MW-09	717.15	04/11/2022	ND	36.79	0.00	680.36
MW-09	717.15	04/19/2022	ND	37.03	0.00	680.12
MW-09	717.15	04/28/2022	ND	37.17	0.00	679.98
MW-09	717.15	05/04/2022	ND	37.21	0.00	679.94
MW-09	717.15	05/11/2022	Dry	Dry	Dry	Dry
MW-09	717.15	05/18/2022	ND	37.28	0.00	679.87
MW-09	717.15	05/25/2022	Dry	Dry	Dry	Dry
MW-09	717.15	06/01/2022	ND	37.30	0.00	679.85
MW-09	717.15	06/08/2022	ND	37.27	0.00	679.88
MW-09	717.15	06/13/2022	ND	37.30	0.00	679.85
MW-10						
MW-10	721.52	09/01/2020	Dry	Dry	Dry	Dry
MW-10	721.52	09/03/2020	Dry	Dry	Dry	Dry
MW-10	721.52	09/05/2020	Dry	Dry	Dry	Dry
MW-10	722.91	09/14/2020	Dry	Dry	Dry	Dry
MW-10	722.91	09/18/2020	Dry	Dry	Dry	Dry
MW-10	722.91	09/28/2020	Dry	Dry	Dry	Dry
MW-10	722.91	10/03/2020	Dry	Dry	Dry	Dry
MW-10	722.91	10/04/2020	Dry	Dry	Dry	Dry
MW-10	722.91	10/05/2020	Dry	Dry	Dry	Dry
MW-10	722.91	10/26/2020	Dry	Dry	Dry	Dry
MW-10	722.91	11/09/2020	Dry	Dry	Dry	Dry
MW-10	722.91	11/18/2020	Dry	Dry	Dry	Dry
MW-10	722.91	11/23/2020	Dry	Dry	Dry	Dry
MW-10	722.91	12/07/2020	Dry	Dry	Dry	Dry
MW-10	722.91	12/21/2020	Dry	Dry	Dry	Dry

Table 3
Summary of Monitoring Well Gauging Data

Colonial Pipeline Company
2020-L1-SR2448
Huntersville, North Carolina

Well ID	Top Of Casing Elevation[1]	Date	Depth to Free Product (ft btoc)	Depth to Groundwater (ft btoc)	Free Product Thickness (ft)	Groundwater Elevation[2] (ft btoc)
MW-10	722.91	12/26/2020	Dry	Dry	Dry	Dry
MW-10	722.91	01/10/2021	Dry	Dry	Dry	Dry
MW-10	722.91	01/19/2021	Dry	Dry	Dry	Dry
MW-10	722.91	01/25/2021	Dry	Dry	Dry	Dry
MW-10	722.91	02/01/2021	Dry	Dry	Dry	Dry
MW-10	722.91	02/08/2021	Dry	Dry	Dry	Dry
MW-10	722.91	02/16/2021	Dry	Dry	Dry	Dry
MW-10	722.91	02/22/2021	Dry	Dry	Dry	Dry
MW-10	722.91	03/04/2021	Dry	Dry	Dry	Dry
MW-10	722.91	03/08/2021	Dry	Dry	Dry	Dry
MW-10	722.91	03/15/2021	Dry	Dry	Dry	Dry
MW-10	722.91	03/22/2021	Dry	Dry	Dry	Dry
MW-10	722.91	04/01/2021	Dry	Dry	Dry	Dry
MW-10	722.91	04/12/2021	Dry	Dry	Dry	Dry
MW-10	722.91	04/19/2021	Dry	Dry	Dry	Dry
MW-10	722.91	04/29/2021	Dry	Dry	Dry	Dry
MW-10	722.91	05/03/2021	Dry	Dry	Dry	Dry
MW-10	722.91	05/10/2021	Dry	Dry	Dry	Dry
MW-10	722.91	05/18/2021	Dry	Dry	Dry	Dry
MW-10	722.91	05/26/2021	Dry	Dry	Dry	Dry
MW-10	722.91	05/31/2021	Dry	Dry	Dry	Dry
MW-10	722.91	06/07/2021	Dry	Dry	Dry	Dry
MW-10	722.91	06/14/2021	Dry	Dry	Dry	Dry
MW-10	722.91	06/21/2021	Dry	Dry	Dry	Dry
MW-10	722.91	07/01/2021	Dry	Dry	Dry	Dry
MW-10	722.91	07/06/2021	Dry	Dry	Dry	Dry
MW-10	722.91	07/14/2021	Dry	Dry	Dry	Dry
MW-10	722.91	07/28/2021	Dry	Dry	Dry	Dry
MW-10	722.91	08/02/2021	Dry	Dry	Dry	Dry
MW-10	722.91	08/16/2021	Dry	Dry	Dry	Dry
MW-10	722.91	08/26/2021	Dry	Dry	Dry	Dry
MW-10	722.91	08/30/2021	Dry	Dry	Dry	Dry
MW-10	722.91	09/14/2021	Dry	Dry	Dry	Dry
MW-10	722.91	09/23/2021	Dry	Dry	Dry	Dry
MW-10	722.91	10/06/2021	Dry	Dry	Dry	Dry
MW-10	722.91	10/12/2021	Dry	Dry	Dry	Dry
MW-10	722.91	10/18/2021	Dry	Dry	Dry	Dry
MW-10	722.91	10/27/2021	Dry	Dry	Dry	Dry
MW-10	722.91	11/01/2021	Dry	Dry	Dry	Dry
MW-10	722.91	11/15/2021	Dry	Dry	Dry	Dry
MW-10	722.91	11/22/2021	Dry	Dry	Dry	Dry
MW-10	722.91	11/30/2021	Dry	Dry	Dry	Dry
MW-10	722.91	12/06/2021	Dry	Dry	Dry	Dry
MW-10	722.91	12/13/2021	Dry	Dry	Dry	Dry
MW-10	722.91	12/20/2021	Dry	Dry	Dry	Dry

Table 3
Summary of Monitoring Well Gauging Data

Colonial Pipeline Company
2020-L1-SR2448
Huntersville, North Carolina

Well ID	Top Of Casing Elevation[1]	Date	Depth to Free Product (ft btoc)	Depth to Groundwater (ft btoc)	Free Product Thickness (ft)	Groundwater Elevation[2] (ft btoc)
MW-10	722.91	12/28/2021	Dry	Dry	Dry	Dry
MW-10	722.91	01/04/2022	Dry	Dry	Dry	Dry
MW-10	722.91	01/10/2022	Dry	Dry	Dry	Dry
MW-10	722.91	01/27/2022	Dry	Dry	Dry	Dry
MW-10	722.91	01/31/2022	Dry	Dry	Dry	Dry
MW-10	722.91	02/09/2022	Dry	Dry	Dry	Dry
MW-10	722.91	02/14/2022	Dry	Dry	Dry	Dry
MW-10	722.91	02/24/2022	Dry	Dry	Dry	Dry
MW-10	722.91	02/28/2022	Dry	Dry	Dry	Dry
MW-10	722.91	03/07/2022	Dry	Dry	Dry	Dry
MW-10	722.91	03/14/2022	Dry	Dry	Dry	Dry
MW-10	722.91	03/22/2022	Dry	Dry	Dry	Dry
MW-10	722.91	04/01/2022	Dry	Dry	Dry	Dry
MW-10	722.91	04/11/2022	Dry	Dry	Dry	Dry
MW-10	722.91	04/19/2022	Dry	Dry	Dry	Dry
MW-10	722.91	04/28/2022	Dry	Dry	Dry	Dry
MW-10	722.91	05/04/2022	Dry	Dry	Dry	Dry
MW-10	722.91	05/11/2022	Dry	Dry	Dry	Dry
MW-10	722.91	05/18/2022	Dry	Dry	Dry	Dry
MW-10	722.91	05/25/2022	Dry	Dry	Dry	Dry
MW-10	722.91	06/01/2022	Dry	Dry	Dry	Dry
MW-10	722.91	06/08/2022	Dry	Dry	Dry	Dry
MW-10	722.91	06/13/2022	Dry	Dry	Dry	Dry
MW-11						
MW-11	739.65	09/01/2020	ND	40.90	0.00	698.75
MW-11	739.65	09/03/2020	ND	43.20	0.00	696.45
MW-11	739.65	09/14/2020	ND	45.24	0.00	694.41
MW-11	739.65	09/18/2020	ND	42.00	0.00	697.65
MW-11	739.65	09/28/2020	ND	42.03	0.00	697.62
MW-11	739.65	10/03/2020	ND	42.14	0.00	697.51
MW-11	739.65	10/19/2020	ND	42.24	0.00	697.41
MW-11	739.65	10/26/2020	ND	42.30	0.00	697.35
MW-11	739.65	11/09/2020	42.40	42.41	0.01	697.24
MW-11	739.65	11/18/2020	42.53	42.55	0.02	697.11
MW-11	739.65	11/24/2020	NM	NM	NM	NM
MW-11	739.65	12/07/2020	42.31	42.65	0.34	697.25
MW-11	739.65	12/21/2020	42.06	43.90	1.84	697.09
MW-11	739.65	12/26/2020	41.96	44.51	2.55	697.00
MW-11	739.65	01/10/2021	41.60	41.85	0.25	697.98
MW-11	739.65	01/19/2021	41.40	47.00	5.60	696.75
MW-11	739.65	01/25/2021	41.45	47.72	6.27	696.52
MW-11	739.65	02/01/2021	41.56	47.60	6.04	696.47
MW-11	739.65	02/08/2021	41.66	48.09	6.43	696.27
MW-11	739.65	02/16/2021	41.48	47.57	6.09	696.54
MW-11	739.65	02/22/2021	41.52	47.43	5.91	696.55

Table 3
Summary of Monitoring Well Gauging Data

Colonial Pipeline Company
2020-L1-SR2448
Huntersville, North Carolina

Well ID	Top Of Casing Elevation[1]	Date	Depth to Free Product (ft btoc)	Depth to Groundwater (ft btoc)	Free Product Thickness (ft)	Groundwater Elevation[2] (ft btoc)
MW-11	739.65	03/04/2021	41.51	47.26	5.75	696.60
MW-11	739.65	03/08/2021	41.87	47.66	5.79	696.23
MW-11	739.65	03/11/2021	41.95	47.65	5.70	696.17
MW-11	739.65	03/15/2021	42.09	47.84	5.75	696.02
MW-11	739.65	03/22/2021	42.18	47.68	5.50	696.00
MW-11	735.80	04/01/2021	ND	42.25	0.00	693.55
MW-11	735.80	04/12/2021	ARP	ARP	ARP	ARP
MW-11	735.80	04/19/2021	ARP	ARP	ARP	ARP
MW-11	735.80	04/29/2021	41.97	43.21	1.24	693.50
MW-11	735.80	05/03/2021	ARP	ARP	ARP	ARP
MW-11	735.80	05/10/2021	ARP	ARP	ARP	ARP
MW-11	735.80	05/18/2021	ARP	ARP	ARP	ARP
MW-11	735.80	05/26/2021	42.72	43.62	0.90	692.84
MW-11	735.80	05/31/2021	ARP	ARP	ARP	ARP
MW-11	735.80	06/07/2021	ARP	ARP	ARP	ARP
MW-11	735.80	06/14/2021	ARP	ARP	ARP	ARP
MW-11	735.80	06/21/2021	ARP	ARP	ARP	ARP
MW-11	735.80	07/01/2021	43.54	44.26	0.72	692.07
MW-11	735.80	07/06/2021	ARP	ARP	ARP	ARP
MW-11	735.80	07/14/2021	44.52	44.55	0.03	691.27
MW-11	735.80	07/28/2021	44.18	44.44	0.26	691.55
MW-11	735.80	08/16/2021	ARP	ARP	ARP	ARP
MW-11	735.80	08/26/2021	44.76	44.97	0.21	690.98
MW-11	735.80	08/30/2021	ARP	ARP	ARP	ARP
MW-11	735.80	09/16/2021	45.26	45.50	0.24	690.48
MW-11	735.80	09/23/2021	44.30	45.83	1.53	691.09
MW-11	735.80	10/06/2021	ARP	ARP	ARP	ARP
MW-11	735.80	10/12/2021	ARP	ARP	ARP	ARP
MW-11	735.80	10/18/2021	ARP	ARP	ARP	ARP
MW-11	735.80	10/27/2021	46.09	46.59	0.50	689.58
MW-11	735.80	11/01/2021	ARP	ARP	ARP	ARP
MW-11	735.80	11/30/2021	46.77	47.18	0.41	688.92
MW-11	735.80	12/06/2021	ARP	ARP	ARP	ARP
MW-11	735.80	12/13/2021	ARP	ARP	ARP	ARP
MW-11	735.80	12/20/2021	ARP	ARP	ARP	ARP
MW-11	735.80	12/28/2021	47.42	47.55	0.13	688.35
MW-11	735.80	01/04/2022	ARP	ARP	ARP	ARP
MW-11	735.80	01/10/2022	ARP	ARP	ARP	ARP
MW-11	735.80	01/27/2022	47.73	47.84	0.11	688.04
MW-11	735.80	01/31/2022	ARP	ARP	ARP	ARP
MW-11	735.80	02/09/2022	ARP	ARP	ARP	ARP
MW-11	735.80	02/14/2022	ARP	ARP	ARP	ARP
MW-11	735.80	02/24/2022	48.49	48.84	0.35	687.22
MW-11	735.80	02/28/2022	ARP	ARP	ARP	ARP
MW-11	735.80	03/07/2022	ARP	ARP	ARP	ARP

Table 3
Summary of Monitoring Well Gauging Data

Colonial Pipeline Company
2020-L1-SR2448
Huntersville, North Carolina

Well ID	Top Of Casing Elevation[1]	Date	Depth to Free Product (ft btoc)	Depth to Groundwater (ft btoc)	Free Product Thickness (ft)	Groundwater Elevation[2] (ft btoc)
MW-11	735.80	03/14/2022	ARP	ARP	ARP	ARP
MW-11	735.80	03/22/2022	ARP	ARP	ARP	ARP
MW-11	735.80	04/01/2022	48.75	48.90	0.15	687.01
MW-11	735.80	04/11/2022	ARP	ARP	ARP	ARP
MW-11	735.80	04/19/2022	ARP	ARP	ARP	ARP
MW-11	735.80	04/28/2022	48.77	48.78	0.01	687.03
MW-11	735.80	05/04/2022	ARP	ARP	ARP	ARP
MW-11	735.80	05/11/2022	ARP	ARP	ARP	ARP
MW-11	735.80	05/18/2022	ARP	ARP	ARP	ARP
MW-11	735.80	05/25/2022	ND	48.90	0.00	686.90
MW-11	735.80	06/01/2022	ARP	ARP	ARP	ARP
MW-11	735.80	06/08/2022	ARP	ARP	ARP	ARP
MW-11	735.80	06/13/2022	ARP	ARP	ARP	ARP
MW-12						
MW-12	718.27	09/01/2020	ND	30.95	0.00	687.32
MW-12	718.27	09/03/2020	ND	32.18	0.00	686.09
MW-12	718.27	09/05/2020	ND	32.27	0.00	686.00
MW-12	718.27	09/14/2020	ND	33.77	0.00	684.50
MW-12	718.27	09/18/2020	ND	33.78	0.00	684.49
MW-12	718.27	09/28/2020	ND	33.71	0.00	684.56
MW-12	718.27	10/03/2020	ND	33.78	0.00	684.49
MW-12	718.27	10/19/2020	ND	33.63	0.00	684.64
MW-12	718.27	10/26/2020	ND	33.58	0.00	684.69
MW-12	718.27	11/09/2020	ND	33.36	0.00	684.91
MW-12	718.27	11/18/2020	ND	33.36	0.00	684.91
MW-12	718.27	11/23/2020	ND	33.30	0.00	684.97
MW-12	718.27	12/07/2020	ND	32.98	0.00	685.29
MW-12	718.27	12/21/2020	ND	37.82	0.00	680.45
MW-12	718.27	12/26/2020	ND	33.11	0.00	685.16
MW-12	718.27	01/10/2021	ND	32.83	0.00	685.44
MW-12	718.27	01/19/2021	ND	32.82	0.00	685.45
MW-12	718.27	01/25/2021	ND	32.54	0.00	685.73
MW-12	718.27	02/01/2021	ND	32.30	0.00	685.97
MW-12	718.27	02/08/2021	ND	32.73	0.00	685.54
MW-12	718.27	02/16/2021	ND	32.21	0.00	686.06
MW-12	718.27	02/22/2021	ND	32.05	0.00	686.22
MW-12	718.27	03/04/2021	ND	32.07	0.00	686.20
MW-12	718.27	03/08/2021	ND	32.32	0.00	685.95
MW-12	718.27	03/15/2021	ND	32.16	0.00	686.11
MW-12	718.27	03/22/2021	ND	31.98	0.00	686.29
MW-12	718.27	04/01/2021	ND	31.87	0.00	686.40
MW-12	718.27	04/12/2021	Dry	Dry	Dry	Dry
MW-12	718.27	04/19/2021	ND	31.61	0.00	686.66
MW-12	718.27	04/29/2021	ND	31.41	0.00	686.86
MW-12	718.27	05/03/2021	ND	31.38	0.00	686.89

Table 3
Summary of Monitoring Well Gauging Data

Colonial Pipeline Company
2020-L1-SR2448
Huntersville, North Carolina

Well ID	Top Of Casing Elevation[1]	Date	Depth to Free Product (ft btoc)	Depth to Groundwater (ft btoc)	Free Product Thickness (ft)	Groundwater Elevation[2] (ft btoc)
MW-12	718.27	05/10/2021	ND	31.40	0.00	686.87
MW-12	718.27	05/18/2021	ND	31.47	0.00	686.80
MW-12	718.27	05/26/2021	ND	31.44	0.00	686.83
MW-12	718.27	05/31/2021	ND	31.60	0.00	686.67
MW-12	718.27	06/07/2021	ND	31.51	0.00	686.76
MW-12	718.27	06/14/2021	ND	31.56	0.00	686.71
MW-12	718.27	06/21/2021	ND	31.63	0.00	686.64
MW-12	718.27	07/01/2021	ND	31.73	0.00	686.54
MW-12	718.27	07/06/2021	ND	31.91	0.00	686.36
MW-12	718.27	07/14/2021	ND	31.95	0.00	686.32
MW-12	718.27	07/28/2021	ND	32.12	0.00	686.15
MW-12	718.27	08/02/2021	ND	32.25	0.00	686.02
MW-12	718.27	08/16/2021	ND	32.46	0.00	685.81
MW-12	718.27	08/26/2021	ND	32.68	0.00	685.59
MW-12	718.27	08/30/2021	ND	32.67	0.00	685.60
MW-12	718.27	09/14/2021	ND	32.92	0.00	685.35
MW-12	718.27	09/23/2021	ND	33.23	0.00	685.04
MW-12	718.27	10/06/2021	ND	33.47	0.00	684.80
MW-12	718.27	10/12/2021	ND	33.61	0.00	684.66
MW-12	718.27	10/18/2021	ND	33.82	0.00	684.45
MW-12	718.27	10/27/2021	ND	34.03	0.00	684.24
MW-12	718.27	11/01/2021	ND	34.21	0.00	684.06
MW-12	718.27	11/15/2021	ND	34.52	0.00	683.75
MW-12	718.27	11/22/2021	ND	34.56	0.00	683.71
MW-12	718.27	11/30/2021	ND	34.77	0.00	683.50
MW-12	718.27	12/06/2021	ND	34.84	0.00	683.43
MW-12	718.27	12/13/2021	ND	35.11	0.00	683.16
MW-12	718.27	12/20/2021	ND	35.29	0.00	682.98
MW-12	718.27	12/28/2021	ND	35.36	0.00	682.91
MW-12	718.27	01/04/2022	ND	35.57	0.00	682.70
MW-12	718.27	01/10/2022	ND	35.76	0.00	682.51
MW-12	718.27	01/27/2022	ND	36.01	0.00	682.26
MW-12	718.27	01/31/2022	ND	36.15	0.00	682.12
MW-12	718.27	02/09/2022	ND	36.16	0.00	682.11
MW-12	718.27	02/14/2022	ND	36.38	0.00	681.89
MW-12	718.27	02/24/2022	ND	36.45	0.00	681.82
MW-12	718.27	02/28/2022	ND	36.57	0.00	681.70
MW-12	718.27	03/07/2022	ND	36.64	0.00	681.63
MW-12	718.27	03/14/2022	ND	36.03	0.00	682.24
MW-12	718.27	03/22/2022	ND	36.82	0.00	681.45
MW-12	718.27	04/01/2022	ND	36.96	0.00	681.31
MW-12	718.27	04/11/2022	ND	37.00	0.00	681.27
MW-12	718.27	04/19/2022	ND	37.20	0.00	681.07
MW-12	718.27	04/28/2022	ND	37.23	0.00	681.04
MW-12	718.27	05/04/2022	ND	37.27	0.00	681.00

Table 3
Summary of Monitoring Well Gauging Data

Colonial Pipeline Company
2020-L1-SR2448
Huntersville, North Carolina

Well ID	Top Of Casing Elevation[1]	Date	Depth to Free Product (ft btoc)	Depth to Groundwater (ft btoc)	Free Product Thickness (ft)	Groundwater Elevation[2] (ft btoc)
MW-12	718.27	05/11/2022	ND	37.33	0.00	680.94
MW-12	718.27	05/18/2022	ND	37.44	0.00	680.83
MW-12	718.27	05/25/2022	ND	37.54	0.00	680.73
MW-12	718.27	06/01/2022	ND	37.63	0.00	680.64
MW-12	718.27	06/08/2022	ND	37.69	0.00	680.58
MW-12	718.27	06/13/2022	ND	37.80	0.00	680.47
MW-13						
MW-13	736.29	09/14/2020	ND	41.77	0.00	694.52
MW-13	736.29	09/18/2020	ND	38.42	0.00	697.87
MW-13	736.29	09/28/2020	ND	38.40	0.00	697.89
MW-13	736.29	10/03/2020	ND	38.51	0.00	697.78
MW-13	736.29	10/19/2020	ND	38.55	0.00	697.74
MW-13	736.29	10/26/2020	ND	38.62	0.00	697.67
MW-13	736.29	11/09/2020	ND	38.72	0.00	697.57
MW-13	736.29	11/18/2020	ND	38.86	0.00	697.43
MW-13	736.29	11/23/2020	ND	38.75	0.00	697.54
MW-13	736.29	12/07/2020	ND	38.72	0.00	697.57
MW-13	736.29	12/21/2020	ND	38.81	0.00	697.48
MW-13	736.29	12/26/2020	ND	38.92	0.00	697.37
MW-13	736.29	01/10/2021	ND	39.07	0.00	697.22
MW-13	736.29	01/19/2021	ND	39.11	0.00	697.18
MW-13	736.29	01/25/2021	ND	39.28	0.00	697.01
MW-13	736.29	02/01/2021	ND	39.30	0.00	696.99
MW-13	736.29	02/08/2021	ND	39.70	0.00	696.59
MW-13	736.29	02/16/2021	ND	39.58	0.00	696.71
MW-13	736.29	02/22/2021	ND	39.56	0.00	696.73
MW-13	732.88	03/04/2021	ND	39.52	0.00	693.36
MW-13	732.88	03/08/2021	ND	39.84	0.00	693.04
MW-13	732.88	03/15/2021	ND	40.19	0.00	692.69
MW-13	732.88	03/22/2021	ND	40.24	0.00	692.64
MW-13	732.88	04/01/2021	ND	39.75	0.00	693.13
MW-13	732.88	04/12/2021	ND	39.46	0.00	693.42
MW-13	732.88	04/19/2021	ND	39.62	0.00	693.26
MW-13	732.88	04/29/2021	ND	39.48	0.00	693.40
MW-13	732.88	05/03/2021	ND	39.44	0.00	693.44
MW-13	732.88	05/10/2021	ND	39.82	0.00	693.06
MW-13	732.88	05/18/2021	ND	40.60	0.00	692.28
MW-13	732.88	05/26/2021	ND	40.34	0.00	692.54
MW-13	732.88	05/31/2021	ND	41.17	0.00	691.71
MW-13	732.88	06/07/2021	ND	41.30	0.00	691.58
MW-13	732.88	06/14/2021	ND	39.46	0.00	693.42
MW-13	732.88	06/21/2021	ND	39.96	0.00	692.92
MW-13	732.88	07/01/2021	ND	41.28	0.00	691.60
MW-13	732.88	07/06/2021	ND	42.27	0.00	690.61
MW-13	732.88	07/14/2021	ND	41.86	0.00	691.02

Table 3
Summary of Monitoring Well Gauging Data

Colonial Pipeline Company
2020-L1-SR2448
Huntersville, North Carolina

Well ID	Top Of Casing Elevation[1]	Date	Depth to Free Product (ft btoc)	Depth to Groundwater (ft btoc)	Free Product Thickness (ft)	Groundwater Elevation[2] (ft btoc)
MW-13	732.88	07/28/2021	ND	42.38	0.00	690.50
MW-13	732.88	08/02/2021	ND	42.75	0.00	690.13
MW-13	732.88	08/16/2021	ND	42.84	0.00	690.04
MW-13	732.88	08/26/2021	ND	42.52	0.00	690.36
MW-13	732.88	08/30/2021	ND	43.15	0.00	689.73
MW-13	732.88	09/14/2021	ND	43.42	0.00	689.46
MW-13	732.88	09/23/2021	ND	43.05	0.00	689.83
MW-13	732.88	10/06/2021	ND	43.85	0.00	689.03
MW-13	732.88	10/12/2021	ND	44.00	0.00	688.88
MW-13	732.88	10/18/2021	ND	44.14	0.00	688.74
MW-13	732.88	10/27/2021	ND	43.77	0.00	689.11
MW-13	732.88	11/01/2021	ND	44.36	0.00	688.52
MW-13	732.88	11/15/2021	ND	44.58	0.00	688.30
MW-13	732.88	11/22/2021	ND	44.70	0.00	688.18
MW-13	732.88	11/30/2021	ND	44.68	0.00	688.20
MW-13	732.88	12/06/2021	ND	44.84	0.00	688.04
MW-13	732.88	12/13/2021	ND	45.02	0.00	687.86
MW-13	732.88	12/20/2021	ND	45.20	0.00	687.68
MW-13	732.88	12/28/2021	ND	44.78	0.00	688.10
MW-13	732.88	01/04/2022	ND	45.65	0.00	687.23
MW-13	732.88	01/10/2022	ND	45.80	0.00	687.08
MW-13	732.88	01/27/2022	ND	45.01	0.00	687.87
MW-13	732.88	01/31/2022	ND	45.54	0.00	687.34
MW-13	732.88	02/09/2022	ND	45.63	0.00	687.25
MW-13	732.88	02/14/2022	ND	46.09	0.00	686.79
MW-13	732.88	02/24/2022	ND	45.68	0.00	687.20
MW-13	732.88	02/28/2022	ND	46.39	0.00	686.49
MW-13	732.88	03/07/2022	ND	46.58	0.00	686.30
MW-13	732.88	03/14/2022	ND	46.05	0.00	686.83
MW-13	732.88	03/22/2022	ND	46.78	0.00	686.10
MW-13	732.88	04/01/2022	ND	45.90	0.00	686.98
MW-13	732.88	04/11/2022	ND	45.81	0.00	687.07
MW-13	732.88	04/19/2022	ND	46.40	0.00	686.48
MW-13	732.88	04/28/2022	ND	46.03	0.00	686.85
MW-13	732.88	05/04/2022	ND	45.83	0.00	687.05
MW-13	732.88	05/11/2022	ND	46.23	0.00	686.65
MW-13	732.88	05/18/2022	ND	46.40	0.00	686.48
MW-13	732.88	05/25/2022	ND	46.13	0.00	686.75
MW-13	732.88	06/01/2022	ND	46.72	0.00	686.16
MW-13	732.88	06/08/2022	ND	46.84	0.00	686.04
MW-13	732.88	06/13/2022	ND	46.01	0.00	686.87
MW-14						
MW-14	724.88	09/14/2020	ND	31.21	0.00	693.67
MW-14	724.88	09/18/2020	ND	31.24	0.00	693.64
MW-14	724.88	09/28/2020	ND	31.29	0.00	693.59

Table 3
Summary of Monitoring Well Gauging Data

Colonial Pipeline Company
2020-L1-SR2448
Huntersville, North Carolina

Well ID	Top Of Casing Elevation[1]	Date	Depth to Free Product (ft btoc)	Depth to Groundwater (ft btoc)	Free Product Thickness (ft)	Groundwater Elevation[2] (ft btoc)
MW-14	724.88	10/03/2020	ND	31.28	0.00	693.60
MW-14	724.88	10/05/2020	ND	33.28	0.00	691.60
MW-14	724.88	10/19/2020	ND	31.25	0.00	693.63
MW-14	724.88	10/26/2020	ND	31.27	0.00	693.61
MW-14	724.88	11/09/2020	ND	31.18	0.00	693.70
MW-14	724.88	11/18/2020	ND	31.13	0.00	693.75
MW-14	724.88	11/23/2020	ND	31.01	0.00	693.87
MW-14	724.88	12/07/2020	ND	30.85	0.00	694.03
MW-14	724.88	12/21/2020	ND	30.82	0.00	694.06
MW-14	724.88	12/26/2020	ND	30.89	0.00	693.99
MW-14	724.88	01/10/2021	ND	30.73	0.00	694.15
MW-14	724.88	01/19/2021	ND	30.68	0.00	694.20
MW-14	724.88	01/25/2021	ND	30.49	0.00	694.39
MW-14	724.88	02/01/2021	ND	30.53	0.00	694.35
MW-14	724.88	02/08/2021	ND	30.67	0.00	694.21
MW-14	724.88	02/16/2021	ND	30.55	0.00	694.33
MW-14	724.88	02/22/2021	ND	30.34	0.00	694.54
MW-14	724.88	03/04/2021	ND	30.14	0.00	694.74
MW-14	724.88	03/08/2021	ND	30.18	0.00	694.70
MW-14	724.88	03/15/2021	ND	30.10	0.00	694.78
MW-14	724.88	03/22/2021	ND	30.06	0.00	694.82
MW-14	724.88	04/01/2021	ND	29.84	0.00	695.04
MW-14	724.88	04/12/2021	ND	29.54	0.00	695.34
MW-14	724.88	04/19/2021	ND	29.48	0.00	695.40
MW-14	724.88	04/29/2021	ND	29.50	0.00	695.38
MW-14	724.88	05/03/2021	ND	29.50	0.00	695.38
MW-14	724.88	05/10/2021	ND	29.66	0.00	695.22
MW-14	724.88	05/18/2021	ND	29.97	0.00	694.91
MW-14	724.88	05/26/2021	ND	30.14	0.00	694.74
MW-14	724.88	05/31/2021	ND	30.38	0.00	694.50
MW-14	724.88	06/07/2021	ND	30.49	0.00	694.39
MW-14	724.88	06/14/2021	ND	30.74	0.00	694.14
MW-14	724.88	06/21/2021	ND	30.88	0.00	694.00
MW-14	724.88	07/01/2021	ND	31.11	0.00	693.77
MW-14	724.88	07/06/2021	ND	31.33	0.00	693.55
MW-14	724.88	07/14/2021	ND	31.52	0.00	693.36
MW-14	724.88	07/28/2021	ND	31.73	0.00	693.15
MW-14	724.88	08/02/2021	ND	31.97	0.00	692.91
MW-14	724.88	08/16/2021	ND	32.23	0.00	692.65
MW-14	724.88	08/26/2021	ND	32.36	0.00	692.52
MW-14	724.88	08/30/2021	ND	32.52	0.00	692.36
MW-14	724.88	09/14/2021	ND	32.80	0.00	692.08
MW-14	724.88	09/23/2021	ND	33.22	0.00	691.66
MW-14	724.88	10/06/2021	ND	33.31	0.00	691.57
MW-14	724.88	10/12/2021	ND	33.48	0.00	691.40

Table 3
Summary of Monitoring Well Gauging Data

Colonial Pipeline Company
2020-L1-SR2448
Huntersville, North Carolina

Well ID	Top Of Casing Elevation[1]	Date	Depth to Free Product (ft btoc)	Depth to Groundwater (ft btoc)	Free Product Thickness (ft)	Groundwater Elevation[2] (ft btoc)
MW-14	724.88	10/18/2021	ND	33.69	0.00	691.19
MW-14	724.88	10/27/2021	ND	33.88	0.00	691.00
MW-14	724.88	11/01/2021	ND	34.01	0.00	690.87
MW-14	724.88	11/15/2021	ND	34.33	0.00	690.55
MW-14	724.88	11/22/2021	ND	34.38	0.00	690.50
MW-14	724.88	11/30/2021	ND	34.60	0.00	690.28
MW-14	725.30	12/06/2021	ND	34.36	0.00	690.94
MW-14	725.30	12/13/2021	ND	35.06	0.00	690.24
MW-14	725.30	12/20/2021	ND	36.07	0.00	689.23
MW-14	725.30	12/28/2021	ND	34.97	0.00	690.33
MW-14	725.30	01/04/2022	ND	35.48	0.00	689.82
MW-14	725.30	01/10/2022	ND	35.65	0.00	689.65
MW-14	725.30	01/27/2022	ND	35.68	0.00	689.62
MW-14	725.30	01/31/2022	ND	35.65	0.00	689.65
MW-14	725.30	02/09/2022	ND	35.71	0.00	689.59
MW-14	725.30	02/14/2022	ND	35.94	0.00	689.36
MW-14	725.30	02/24/2022	ND	36.09	0.00	689.21
MW-14	725.30	02/28/2022	ND	36.13	0.00	689.17
MW-14	725.30	03/07/2022	ND	36.15	0.00	689.15
MW-14	725.30	03/14/2022	ND	36.21	0.00	689.09
MW-14	725.30	03/22/2022	ND	36.01	0.00	689.29
MW-14	725.30	04/01/2022	ND	36.06	0.00	689.24
MW-14	725.30	04/11/2022	ND	36.09	0.00	689.21
MW-14	725.30	04/19/2022	ND	36.06	0.00	689.24
MW-14	725.30	04/28/2022	ND	36.03	0.00	689.27
MW-14	725.30	05/04/2022	ND	36.00	0.00	689.30
MW-14	725.30	05/11/2022	ND	35.99	0.00	689.31
MW-14	725.30	05/18/2022	ND	36.13	0.00	689.17
MW-14	725.30	05/25/2022	ND	36.12	0.00	689.18
MW-14	725.30	06/01/2022	ND	36.32	0.00	688.98
MW-14	725.30	06/08/2022	ND	36.34	0.00	688.96
MW-14	725.30	06/13/2022	ND	36.37	0.00	688.93
MW-15						
MW-15	725.70	09/03/2020	ND	33.31	0.00	692.39
MW-15	725.70	09/05/2020	ND	33.38	0.00	692.32
MW-15	725.70	09/14/2020	ND	34.79	0.00	690.91
MW-15	725.70	09/18/2020	ND	34.81	0.00	690.89
MW-15	725.70	09/28/2020	ND	34.18	0.00	691.52
MW-15	725.70	10/03/2020	ND	34.89	0.00	690.81
MW-15	725.70	10/19/2020	ND	34.88	0.00	690.82
MW-15	725.70	10/26/2020	ND	34.88	0.00	690.82
MW-15	725.70	11/09/2020	ND	34.84	0.00	690.86
MW-15	725.70	11/18/2020	ND	34.85	0.00	690.85
MW-15	725.70	11/23/2020	ND	34.82	0.00	690.88
MW-15	725.70	12/07/2020	ND	35.72	0.00	689.98

Table 3
Summary of Monitoring Well Gauging Data

Colonial Pipeline Company
2020-L1-SR2448
Huntersville, North Carolina

Well ID	Top Of Casing Elevation[1]	Date	Depth to Free Product (ft btoc)	Depth to Groundwater (ft btoc)	Free Product Thickness (ft)	Groundwater Elevation[2] (ft btoc)
MW-15	725.70	12/21/2020	ND	34.66	0.00	691.04
MW-15	725.70	12/26/2020	ND	34.70	0.00	691.00
MW-15	725.70	01/10/2021	ND	34.61	0.00	691.09
MW-15	725.70	01/19/2021	ND	34.58	0.00	691.12
MW-15	725.70	01/25/2021	ND	34.50	0.00	691.20
MW-15	725.70	02/01/2021	ND	34.50	0.00	691.20
MW-15	725.70	02/08/2021	ND	34.60	0.00	691.10
MW-15	725.70	02/16/2021	ND	34.48	0.00	691.22
MW-15	725.70	02/22/2021	ND	34.43	0.00	691.27
MW-15	725.70	03/04/2021	ND	34.32	0.00	691.38
MW-15	725.70	03/08/2021	ND	34.37	0.00	691.33
MW-15	725.70	03/15/2021	ND	34.27	0.00	691.43
MW-15	725.70	03/22/2021	ND	34.14	0.00	691.56
MW-15	725.70	04/01/2021	ND	34.03	0.00	691.67
MW-15	725.70	04/12/2021	ND	33.77	0.00	691.93
MW-15	725.70	04/19/2021	ND	33.68	0.00	692.02
MW-15	725.70	04/29/2021	ND	33.51	0.00	692.19
MW-15	725.70	05/03/2021	ND	33.46	0.00	692.24
MW-15	725.70	05/10/2021	ND	33.43	0.00	692.27
MW-15	725.70	05/18/2021	ND	33.40	0.00	692.30
MW-15	725.70	05/26/2021	ND	33.37	0.00	692.33
MW-15	725.70	05/31/2021	ND	33.44	0.00	692.26
MW-15	725.70	06/07/2021	ND	33.42	0.00	692.28
MW-15	725.70	06/14/2021	ND	33.49	0.00	692.21
MW-15	725.70	06/21/2021	ND	33.58	0.00	692.12
MW-15	725.70	07/01/2021	ND	33.73	0.00	691.97
MW-15	725.70	07/06/2021	ND	33.85	0.00	691.85
MW-15	725.70	07/14/2021	ND	33.99	0.00	691.71
MW-15	725.70	07/28/2021	ND	34.21	0.00	691.49
MW-15	725.70	08/02/2021	ND	34.34	0.00	691.36
MW-15	725.70	08/16/2021	ND	34.54	0.00	691.16
MW-15	725.70	08/26/2021	ND	34.72	0.00	690.98
MW-15	725.70	08/30/2021	ND	34.75	0.00	690.95
MW-15	725.70	09/14/2021	ND	34.98	0.00	690.72
MW-15	725.70	09/23/2021	ND	35.19	0.00	690.51
MW-15	725.70	10/06/2021	ND	35.40	0.00	690.30
MW-15	725.70	10/12/2021	ND	35.56	0.00	690.14
MW-15	725.70	10/18/2021	ND	35.68	0.00	690.02
MW-15	725.70	10/27/2021	ND	35.85	0.00	689.85
MW-15	725.70	11/01/2021	ND	35.96	0.00	689.74
MW-15	725.70	11/15/2021	ND	36.21	0.00	689.49
MW-15	725.70	11/22/2021	ND	36.31	0.00	689.39
MW-15	725.70	11/30/2021	ND	36.47	0.00	689.23
MW-15	725.70	12/06/2021	ND	36.55	0.00	689.15
MW-15	725.70	12/13/2021	ND	36.78	0.00	688.92

Table 3
Summary of Monitoring Well Gauging Data

Colonial Pipeline Company
2020-L1-SR2448
Huntersville, North Carolina

Well ID	Top Of Casing Elevation[1]	Date	Depth to Free Product (ft btoc)	Depth to Groundwater (ft btoc)	Free Product Thickness (ft)	Groundwater Elevation[2] (ft btoc)
MW-15	725.70	12/20/2021	ND	36.59	0.00	689.11
MW-15	725.70	12/28/2021	ND	37.08	0.00	688.62
MW-15	725.70	01/04/2022	ND	37.26	0.00	688.44
MW-15	725.70	01/10/2022	ND	37.43	0.00	688.27
MW-15	725.70	01/27/2022	ND	37.66	0.00	688.04
MW-15	725.70	01/31/2022	ND	37.76	0.00	687.94
MW-15	725.70	02/09/2022	ND	37.87	0.00	687.83
MW-15	725.70	02/14/2022	ND	38.01	0.00	687.69
MW-15	725.70	02/24/2022	ND	38.08	0.00	687.62
MW-15	725.70	02/28/2022	ND	38.16	0.00	687.54
MW-15	725.70	03/07/2022	ND	38.27	0.00	687.43
MW-15	725.70	03/14/2022	ND	38.40	0.00	687.30
MW-15	725.70	03/22/2022	ND	38.47	0.00	687.23
MW-15	725.70	04/01/2022	ND	58.60	0.00	667.10
MW-15	725.70	04/11/2022	ND	58.65	0.00	667.05
MW-15	725.70	04/19/2022	ND	38.78	0.00	686.92
MW-15	725.70	04/28/2022	ND	38.88	0.00	686.82
MW-15	725.70	05/04/2022	ND	38.90	0.00	686.80
MW-15	725.70	05/11/2022	ND	38.96	0.00	686.74
MW-15	725.70	05/18/2022	ND	39.03	0.00	686.67
MW-15	725.70	05/25/2022	ND	39.08	0.00	686.62
MW-15	725.70	06/01/2022	ND	39.16	0.00	686.54
MW-15	725.70	06/08/2022	ND	39.20	0.00	686.50
MW-15	725.70	06/13/2022	ND	39.25	0.00	686.45
MW-16						
MW-16	725.49	09/14/2020	ND	26.02	0.00	699.47
MW-16	725.49	09/18/2020	ND	33.90	0.00	691.59
MW-16	725.49	09/28/2020	ND	33.87	0.00	691.62
MW-16	725.49	10/03/2020	ND	33.91	0.00	691.58
MW-16	725.49	10/19/2020	ND	33.89	0.00	691.60
MW-16	725.49	10/26/2020	ND	33.86	0.00	691.63
MW-16	725.49	11/09/2020	ND	33.85	0.00	691.64
MW-16	725.49	11/18/2020	ND	33.85	0.00	691.64
MW-16	725.49	11/23/2020	ND	34.78	0.00	690.71
MW-16	725.49	12/07/2020	ND	33.42	0.00	692.07
MW-16	725.49	12/21/2020	ND	33.73	0.00	691.76
MW-16	725.49	12/26/2020	ND	33.79	0.00	691.70
MW-16	725.49	01/10/2021	ND	33.73	0.00	691.76
MW-16	725.49	01/19/2021	ND	33.69	0.00	691.80
MW-16	725.49	01/25/2021	ND	33.58	0.00	691.91
MW-16	725.49	02/01/2021	ND	33.63	0.00	691.86
MW-16	725.49	02/08/2021	ND	33.71	0.00	691.78
MW-16	725.49	02/16/2021	ND	33.64	0.00	691.85
MW-16	725.49	02/22/2021	ND	33.57	0.00	691.92
MW-16	725.49	03/04/2021	ND	33.48	0.00	692.01

Table 3
Summary of Monitoring Well Gauging Data

Colonial Pipeline Company
2020-L1-SR2448
Huntersville, North Carolina

Well ID	Top Of Casing Elevation[1]	Date	Depth to Free Product (ft btoc)	Depth to Groundwater (ft btoc)	Free Product Thickness (ft)	Groundwater Elevation[2] (ft btoc)
MW-16	725.49	03/08/2021	ND	33.55	0.00	691.94
MW-16	725.49	03/15/2021	ND	33.50	0.00	691.99
MW-16	725.49	03/22/2021	ND	33.46	0.00	692.03
MW-16	725.49	04/01/2021	ND	33.32	0.00	692.17
MW-16	725.49	04/12/2021	ND	33.16	0.00	692.33
MW-16	725.49	04/19/2021	ND	33.08	0.00	692.41
MW-16	725.49	04/29/2021	ND	32.98	0.00	692.51
MW-16	725.49	05/03/2021	ND	32.95	0.00	692.54
MW-16	725.49	05/10/2021	ND	32.94	0.00	692.55
MW-16	725.49	05/18/2021	ND	32.92	0.00	692.57
MW-16	725.49	05/26/2021	ND	32.90	0.00	692.59
MW-16	725.49	05/31/2021	ND	32.98	0.00	692.51
MW-16	725.49	06/07/2021	ND	32.98	0.00	692.51
MW-16	725.49	06/14/2021	ND	32.98	0.00	692.51
MW-16	725.49	06/21/2021	ND	33.03	0.00	692.46
MW-16	725.49	07/01/2021	ND	33.15	0.00	692.34
MW-16	725.49	07/06/2021	ND	33.24	0.00	692.25
MW-16	725.49	07/14/2021	ND	33.42	0.00	692.07
MW-16	725.49	07/28/2021	ND	33.52	0.00	691.97
MW-16	725.49	08/02/2021	ND	33.65	0.00	691.84
MW-16	725.49	08/16/2021	ND	33.85	0.00	691.64
MW-16	725.49	08/26/2021	ND	33.84	0.00	691.65
MW-16	725.49	08/30/2021	ND	33.91	0.00	691.58
MW-16	725.49	09/14/2021	ND	34.26	0.00	691.23
MW-16	725.49	09/23/2021	ND	34.44	0.00	691.05
MW-16	725.49	10/06/2021	ND	34.65	0.00	690.84
MW-16	725.49	10/12/2021	ND	34.77	0.00	690.72
MW-16	725.49	10/18/2021	ND	34.92	0.00	690.57
MW-16	725.49	10/27/2021	ND	35.12	0.00	690.37
MW-16	725.49	11/01/2021	ND	35.20	0.00	690.29
MW-16	725.49	11/15/2021	ND	35.42	0.00	690.07
MW-16	725.49	11/22/2021	ND	35.45	0.00	690.04
MW-16	725.49	11/30/2021	ND	35.60	0.00	689.89
MW-16	725.49	12/06/2021	ND	35.64	0.00	689.85
MW-16	725.49	12/13/2021	ND	35.79	0.00	689.70
MW-16	725.49	12/20/2021	ND	35.88	0.00	689.61
MW-16	725.49	12/28/2021	ND	35.95	0.00	689.54
MW-16	725.49	01/04/2022	ND	36.10	0.00	689.39
MW-16	725.49	01/10/2022	ND	36.17	0.00	689.32
MW-16	725.49	01/27/2022	ND	36.36	0.00	689.13
MW-16	725.49	01/31/2022	ND	36.39	0.00	689.10
MW-16	725.49	02/09/2022	ND	36.41	0.00	689.08
MW-16	725.49	02/14/2022	ND	36.52	0.00	688.97
MW-16	725.49	02/24/2022	ND	36.54	0.00	688.95
MW-16	725.49	02/28/2022	ND	36.59	0.00	688.90

Table 3
Summary of Monitoring Well Gauging Data

Colonial Pipeline Company
2020-L1-SR2448
Huntersville, North Carolina

Well ID	Top Of Casing Elevation[1]	Date	Depth to Free Product (ft btoc)	Depth to Groundwater (ft btoc)	Free Product Thickness (ft)	Groundwater Elevation[2] (ft btoc)
MW-16	725.49	03/07/2022	ND	36.50	0.00	688.99
MW-16	725.49	03/14/2022	ND	36.69	0.00	688.80
MW-16	725.49	03/22/2022	ND	36.62	0.00	688.87
MW-16	725.49	04/01/2022	ND	36.63	0.00	688.86
MW-16	725.49	04/11/2022	ND	36.69	0.00	688.80
MW-16	725.49	04/19/2022	ND	36.70	0.00	688.79
MW-16	725.49	04/28/2022	ND	36.72	0.00	688.77
MW-16	725.49	05/04/2022	ND	36.70	0.00	688.79
MW-16	725.49	05/11/2022	ND	36.77	0.00	688.72
MW-16	725.49	05/18/2022	ND	36.80	0.00	688.69
MW-16	725.49	05/25/2022	ND	36.85	0.00	688.64
MW-16	725.49	06/01/2022	ND	36.90	0.00	688.59
MW-16	725.49	06/08/2022	ND	36.97	0.00	688.52
MW-16	725.49	06/13/2022	ND	37.02	0.00	688.47
MW-17						
MW-17	727.50	09/14/2020	ND	31.32	0.00	696.18
MW-17	727.50	09/18/2020	ND	35.71	0.00	691.79
MW-17	727.50	09/28/2020	ND	35.70	0.00	691.80
MW-17	727.50	10/03/2020	ND	35.75	0.00	691.75
MW-17	727.50	10/19/2020	ND	35.73	0.00	691.77
MW-17	727.50	10/26/2020	ND	35.72	0.00	691.78
MW-17	727.50	10/28/2020	ND	37.72	0.00	689.78
MW-17	727.50	11/09/2020	ND	35.72	0.00	691.78
MW-17	727.50	11/18/2020	ND	35.73	0.00	691.77
MW-17	727.50	11/23/2020	ND	35.68	0.00	691.82
MW-17	727.50	12/07/2020	ND	35.60	0.00	691.90
MW-17	727.50	12/21/2020	ND	35.62	0.00	691.88
MW-17	727.50	12/26/2020	ND	35.70	0.00	691.80
MW-17	727.50	01/10/2021	ND	35.68	0.00	691.82
MW-17	727.50	01/19/2021	ND	35.68	0.00	691.82
MW-17	727.50	01/25/2021	ND	35.56	0.00	691.94
MW-17	727.50	02/01/2021	ND	35.61	0.00	691.89
MW-17	727.50	02/08/2021	ND	35.73	0.00	691.77
MW-17	727.50	02/16/2021	ND	35.66	0.00	691.84
MW-17	727.50	02/22/2021	ND	35.63	0.00	691.87
MW-17	727.50	03/04/2021	ND	35.57	0.00	691.93
MW-17	727.50	03/08/2021	ND	35.63	0.00	691.87
MW-17	727.50	03/15/2021	ND	35.55	0.00	691.95
MW-17	727.50	03/22/2021	ND	35.51	0.00	691.99
MW-17	727.50	04/01/2021	ND	35.41	0.00	692.09
MW-17	727.50	04/12/2021	ND	35.17	0.00	692.33
MW-17	727.50	04/19/2021	ND	35.16	0.00	692.34
MW-17	727.50	04/29/2021	ND	35.08	0.00	692.42
MW-17	727.50	05/03/2021	ND	35.01	0.00	692.49
MW-17	727.50	05/10/2021	ND	34.98	0.00	692.52

Table 3
Summary of Monitoring Well Gauging Data

Colonial Pipeline Company
2020-L1-SR2448
Huntersville, North Carolina

Well ID	Top Of Casing Elevation[1]	Date	Depth to Free Product (ft btoc)	Depth to Groundwater (ft btoc)	Free Product Thickness (ft)	Groundwater Elevation[2] (ft btoc)
MW-17	727.50	05/18/2021	ND	34.98	0.00	692.52
MW-17	727.50	05/26/2021	ND	34.94	0.00	692.56
MW-17	727.50	05/31/2021	ND	35.02	0.00	692.48
MW-17	727.50	06/07/2021	ND	35.00	0.00	692.50
MW-17	727.50	06/14/2021	ND	34.99	0.00	692.51
MW-17	727.50	06/21/2021	ND	35.03	0.00	692.47
MW-17	727.50	07/01/2021	ND	35.12	0.00	692.38
MW-17	727.50	07/06/2021	ND	35.24	0.00	692.26
MW-17	727.50	07/14/2021	ND	35.43	0.00	692.07
MW-17	727.50	07/28/2021	ND	35.53	0.00	691.97
MW-17	727.50	08/02/2021	ND	35.69	0.00	691.81
MW-17	727.50	08/16/2021	ND	35.86	0.00	691.64
MW-17	727.50	08/26/2021	ND	34.94	0.00	692.56
MW-17	727.50	08/30/2021	ND	35.57	0.00	691.93
MW-17	727.50	09/14/2021	ND	36.28	0.00	691.22
MW-17	727.50	09/23/2021	ND	36.46	0.00	691.04
MW-17	727.50	10/06/2021	ND	36.63	0.00	690.87
MW-17	727.50	10/12/2021	ND	36.78	0.00	690.72
MW-17	727.50	10/18/2021	ND	36.93	0.00	690.57
MW-17	727.50	10/27/2021	ND	37.07	0.00	690.43
MW-17	727.50	11/01/2021	ND	37.18	0.00	690.32
MW-17	727.50	11/15/2021	ND	37.41	0.00	690.09
MW-17	727.50	11/22/2021	ND	37.43	0.00	690.07
MW-17	727.50	11/30/2021	ND	37.56	0.00	689.94
MW-17	727.50	12/06/2021	ND	37.62	0.00	689.88
MW-17	727.50	12/13/2021	ND	37.79	0.00	689.71
MW-17	727.50	12/20/2021	ND	37.88	0.00	689.62
MW-17	727.50	12/28/2021	ND	37.94	0.00	689.56
MW-17	727.50	01/04/2022	ND	38.12	0.00	689.38
MW-17	727.50	01/10/2022	ND	38.22	0.00	689.28
MW-17	727.50	01/27/2022	ND	38.40	0.00	689.10
MW-17	727.50	01/31/2022	ND	38.40	0.00	689.10
MW-17	727.50	02/09/2022	ND	38.45	0.00	689.05
MW-17	727.50	02/14/2022	ND	38.56	0.00	688.94
MW-17	727.50	02/24/2022	ND	38.60	0.00	688.90
MW-17	727.50	02/28/2022	ND	38.67	0.00	688.83
MW-17	727.50	03/07/2022	ND	38.68	0.00	688.82
MW-17	727.50	03/14/2022	ND	38.80	0.00	688.70
MW-17	727.50	03/22/2022	ND	38.79	0.00	688.71
MW-17	727.50	04/01/2022	ND	38.79	0.00	688.71
MW-17	727.50	04/11/2022	ND	38.85	0.00	688.65
MW-17	727.50	04/19/2022	ND	38.86	0.00	688.64
MW-17	727.50	04/28/2022	ND	38.89	0.00	688.61
MW-17	727.50	05/04/2022	ND	38.83	0.00	688.67
MW-17	727.50	05/11/2022	ND	38.92	0.00	688.58

Table 3
Summary of Monitoring Well Gauging Data

Colonial Pipeline Company
2020-L1-SR2448
Huntersville, North Carolina

Well ID	Top Of Casing Elevation[1]	Date	Depth to Free Product (ft btoc)	Depth to Groundwater (ft btoc)	Free Product Thickness (ft)	Groundwater Elevation[2] (ft btoc)
MW-17	727.50	05/18/2022	ND	38.95	0.00	688.55
MW-17	727.50	05/25/2022	ND	38.99	0.00	688.51
MW-17	727.50	06/01/2022	ND	39.04	0.00	688.46
MW-17	727.50	06/08/2022	ND	39.10	0.00	688.40
MW-17	727.50	06/13/2022	ND	39.14	0.00	688.36
MW-18R						
MW-18	729.75	09/03/2020	ND	36.67	0.00	693.08
MW-18	729.75	09/14/2020	ND	39.78	0.00	689.97
MW-18	729.75	09/18/2020	ND	39.75	0.00	690.00
MW-18	729.75	09/28/2020	ND	39.71	0.00	690.04
MW-18	729.75	10/03/2020	ND	39.79	0.00	689.96
MW-18	729.75	10/19/2020	ND	39.88	0.00	689.87
MW-18	729.75	10/26/2020	ND	39.93	0.00	689.82
MW-18	729.75	11/09/2020	ND	40.04	0.00	689.71
MW-18	729.75	11/18/2020	ND	40.15	0.00	689.60
MW-18	729.75	11/23/2020	ND	40.17	0.00	689.58
MW-18	729.75	12/07/2020	ND	40.11	0.00	689.64
MW-18	729.75	12/21/2020	40.13	40.88	0.75	689.42
MW-18	729.75	12/26/2020	39.85	41.95	2.10	689.34
MW-18	729.75	01/10/2021	39.89	45.56	5.67	688.34
MW-18	729.75	01/19/2021	39.24	45.50	6.26	688.83
MW-18	729.75	01/25/2021	39.35	45.57	6.22	688.74
MW-18	729.75	02/01/2021	39.30	45.80	6.50	688.71
MW-18	729.75	02/08/2021	39.57	46.40	6.83	688.35
MW-18	729.75	02/16/2021	39.27	46.48	7.21	688.55
MW-18	729.75	02/22/2021	39.16	46.44	7.28	688.64
MW-18	729.75	03/04/2021	ND	39.21	0.00	690.54
MW-18	729.75	03/08/2021	ARP	ARP	ARP	ARP
MW-18	729.75	03/15/2021	ARP	ARP	ARP	ARP
MW-18	729.75	03/22/2021	ARP	ARP	ARP	ARP
MW-18	728.17	04/01/2021	39.51	39.64	0.13	688.63
MW-18	728.17	04/12/2021	ARP	ARP	ARP	ARP
MW-18	728.17	04/19/2021	ARP	ARP	ARP	ARP
MW-18	728.17	04/29/2021	39.03	40.55	1.52	688.73
MW-18	728.17	05/03/2021	ARP	ARP	ARP	ARP
MW-18	728.17	05/10/2021	ARP	ARP	ARP	ARP
MW-18	728.17	05/18/2021	ARP	ARP	ARP	ARP
MW-18	728.17	05/26/2021	39.24	40.63	1.39	688.56
MW-18	728.17	05/31/2021	ARP	ARP	ARP	ARP
MW-18	728.17	06/07/2021	ARP	ARP	ARP	ARP
MW-18	728.17	06/14/2021	ARP	ARP	ARP	ARP
MW-18	728.17	06/21/2021	ARP	ARP	ARP	ARP
MW-18	728.17	07/01/2021	39.54	41.06	1.52	688.22
MW-18	728.17	07/06/2021	ARP	ARP	ARP	ARP
MW-18	728.17	07/14/2021	39.62	41.18	1.56	688.13

Table 3
Summary of Monitoring Well Gauging Data

Colonial Pipeline Company
2020-L1-SR2448
Huntersville, North Carolina

Well ID	Top Of Casing Elevation[1]	Date	Depth to Free Product (ft btoc)	Depth to Groundwater (ft btoc)	Free Product Thickness (ft)	Groundwater Elevation[2] (ft btoc)
MW-18	728.17	07/28/2021	40.18	41.59	1.41	687.61
MW-18	728.17	08/16/2021	ARP	ARP	ARP	ARP
MW-18	728.17	08/26/2021	40.90	42.45	1.55	686.86
MW-18	728.17	08/30/2021	ARP	ARP	ARP	ARP
MW-18	728.17	09/16/2021	41.53	43.07	1.54	686.23
MW-18R	727.22	09/23/2021	41.73	43.18	1.45	685.10
MW-18R	727.22	10/06/2021	ARP	ARP	ARP	ARP
MW-18R	727.22	10/12/2021	ARP	ARP	ARP	ARP
MW-18R	727.22	10/18/2021	ARP	ARP	ARP	ARP
MW-18R	727.22	10/27/2021	42.35	44.05	1.70	684.42
MW-18R	727.22	11/01/2021	ARP	ARP	ARP	ARP
MW-18R	727.22	11/30/2021	ND	45.64	0.00	681.58
MW-18R	727.22	12/06/2021	ARP	ARP	ARP	ARP
MW-18R	727.22	12/13/2021	ARP	ARP	ARP	ARP
MW-18R	727.22	12/20/2021	ARP	ARP	ARP	ARP
MW-18R	727.22	12/28/2021	43.54	48.65	5.11	682.31
MW-18R	727.22	01/04/2022	ARP	ARP	ARP	ARP
MW-18R	727.22	01/10/2022	ARP	ARP	ARP	ARP
MW-18R	727.22	01/27/2022	44.50	49.00	4.50	681.52
MW-18R	727.22	01/31/2022	ARP	ARP	ARP	ARP
MW-18R	727.22	02/09/2022	ARP	ARP	ARP	ARP
MW-18R	727.22	02/14/2022	ARP	ARP	ARP	ARP
MW-18R	727.22	02/24/2022	45.31	46.42	1.11	681.61
MW-18R	727.22	02/28/2022	ARP	ARP	ARP	ARP
MW-18R	727.22	03/07/2022	ARP	ARP	ARP	ARP
MW-18R	727.22	03/14/2022	ARP	ARP	ARP	ARP
MW-18R	727.22	03/22/2022	ARP	ARP	ARP	ARP
MW-18R	727.22	04/01/2022	45.51	46.68	1.17	681.40
MW-18R	727.22	04/11/2022	ARP	ARP	ARP	ARP
MW-18R	727.22	04/19/2022	ARP	ARP	ARP	ARP
MW-18R	727.22	04/28/2022	45.93	46.79	0.86	681.06
MW-18R	727.22	05/04/2022	ARP	ARP	ARP	ARP
MW-18R	727.22	05/11/2022	ARP	ARP	ARP	ARP
MW-18R	727.22	05/18/2022	ARP	ARP	ARP	ARP
MW-18R	727.22	05/25/2022	46.30	47.12	0.82	680.70
MW-18R	727.22	06/01/2022	ARP	ARP	ARP	ARP
MW-18R	727.22	06/08/2022	ARP	ARP	ARP	ARP
MW-18R	727.22	06/13/2022	ARP	ARP	ARP	ARP
MW-19						
MW-19	726.29	09/14/2020	ND	13.45	0.00	712.84
MW-19	726.29	09/18/2020	ND	31.25	0.00	695.04
MW-19	726.29	09/28/2020	ND	31.27	0.00	695.02
MW-19	726.29	10/03/2020	ND	31.28	0.00	695.01
MW-19	726.29	10/05/2020	ND	33.28	0.00	693.01
MW-19	726.29	10/19/2020	ND	31.26	0.00	695.03

Table 3
Summary of Monitoring Well Gauging Data

Colonial Pipeline Company
2020-L1-SR2448
Huntersville, North Carolina

Well ID	Top Of Casing Elevation[1]	Date	Depth to Free Product (ft btoc)	Depth to Groundwater (ft btoc)	Free Product Thickness (ft)	Groundwater Elevation[2] (ft btoc)
MW-19	726.29	10/26/2020	ND	31.28	0.00	695.01
MW-19	726.29	11/09/2020	ND	31.30	0.00	694.99
MW-19	726.29	11/18/2020	ND	31.35	0.00	694.94
MW-19	726.29	11/23/2020	ND	31.28	0.00	695.01
MW-19	726.29	12/07/2020	ND	31.23	0.00	695.06
MW-19	726.29	12/21/2020	ND	31.30	0.00	694.99
MW-19	726.29	12/26/2020	ND	31.35	0.00	694.94
MW-19	726.29	01/10/2021	ND	31.28	0.00	695.01
MW-19	726.29	01/19/2021	ND	31.26	0.00	695.03
MW-19	726.29	01/25/2021	ND	41.09	0.00	685.20
MW-19	726.29	02/01/2021	ND	31.14	0.00	695.15
MW-19	726.29	02/08/2021	ND	31.22	0.00	695.07
MW-19	726.29	02/16/2021	ND	31.11	0.00	695.18
MW-19	726.29	02/22/2021	ND	30.92	0.00	695.37
MW-19	726.29	03/04/2021	ND	30.58	0.00	695.71
MW-19	726.29	03/08/2021	ND	30.56	0.00	695.73
MW-19	726.29	03/15/2021	ND	30.44	0.00	695.85
MW-19	726.29	03/22/2021	ND	30.42	0.00	695.87
MW-19	726.29	04/01/2021	ND	30.17	0.00	696.12
MW-19	726.29	04/12/2021	ND	29.83	0.00	696.46
MW-19	726.29	04/19/2021	ND	29.86	0.00	696.43
MW-19	726.29	04/29/2021	ND	30.02	0.00	696.27
MW-19	726.29	05/03/2021	ND	30.05	0.00	696.24
MW-19	726.29	05/10/2021	ND	30.22	0.00	696.07
MW-19	726.29	05/18/2021	ND	30.37	0.00	695.92
MW-19	726.29	05/26/2021	ND	30.42	0.00	695.87
MW-19	726.29	05/31/2021	ND	30.55	0.00	695.74
MW-19	726.29	06/07/2021	ND	30.56	0.00	695.73
MW-19	726.29	06/14/2021	ND	30.52	0.00	695.77
MW-19	726.29	06/21/2021	ND	30.72	0.00	695.57
MW-19	726.29	07/01/2021	ND	30.78	0.00	695.51
MW-19	726.29	07/06/2021	ND	30.84	0.00	695.45
MW-19	726.29	07/14/2021	ND	30.94	0.00	695.35
MW-19	726.29	07/28/2021	ND	30.87	0.00	695.42
MW-19	726.29	08/02/2021	ND	30.95	0.00	695.34
MW-19	726.29	08/16/2021	ND	31.03	0.00	695.26
MW-19	726.29	08/26/2021	ND	31.07	0.00	695.22
MW-19	726.29	08/30/2021	ND	31.03	0.00	695.26
MW-19	726.29	09/14/2021	ND	31.20	0.00	695.09
MW-19	726.29	09/23/2021	ND	31.40	0.00	694.89
MW-19	726.29	10/06/2021	ND	31.54	0.00	694.75
MW-19	726.29	10/12/2021	ND	31.66	0.00	694.63
MW-19	726.29	10/18/2021	ND	31.76	0.00	694.53
MW-19	726.29	10/27/2021	ND	31.87	0.00	694.42
MW-19	726.29	11/01/2021	ND	32.00	0.00	694.29

Table 3
Summary of Monitoring Well Gauging Data

Colonial Pipeline Company
2020-L1-SR2448
Huntersville, North Carolina

Well ID	Top Of Casing Elevation[1]	Date	Depth to Free Product (ft btoc)	Depth to Groundwater (ft btoc)	Free Product Thickness (ft)	Groundwater Elevation[2] (ft btoc)
MW-19	726.29	11/15/2021	ND	32.22	0.00	694.07
MW-19	726.29	11/22/2021	ND	32.25	0.00	694.04
MW-19	726.29	11/30/2021	ND	32.42	0.00	693.87
MW-19	726.29	12/06/2021	ND	32.48	0.00	693.81
MW-19	726.29	12/13/2021	ND	32.68	0.00	693.61
MW-19	726.29	12/20/2021	ND	32.80	0.00	693.49
MW-19	726.29	12/28/2021	ND	32.86	0.00	693.43
MW-19	726.29	01/04/2022	ND	38.08	0.00	688.21
MW-19	726.29	01/10/2022	ND	33.17	0.00	693.12
MW-19	726.29	01/27/2022	ND	33.25	0.00	693.04
MW-19	726.29	01/31/2022	ND	33.26	0.00	693.03
MW-19	726.29	02/09/2022	ND	33.29	0.00	693.00
MW-19	726.29	02/14/2022	ND	33.36	0.00	692.93
MW-19	726.29	02/24/2022	ND	33.40	0.00	692.89
MW-19	726.29	02/28/2022	ND	33.47	0.00	692.82
MW-19	726.29	03/07/2022	ND	33.45	0.00	692.84
MW-19	726.29	03/14/2022	ND	33.54	0.00	692.75
MW-19	726.29	03/22/2022	ND	33.40	0.00	692.89
MW-19	726.29	04/01/2022	ND	33.33	0.00	692.96
MW-19	726.29	04/11/2022	ND	33.39	0.00	692.90
MW-19	726.29	04/19/2022	ND	33.50	0.00	692.79
MW-19	726.29	04/28/2022	ND	33.54	0.00	692.75
MW-19	726.29	05/04/2022	ND	33.52	0.00	692.77
MW-19	726.29	05/11/2022	ND	33.61	0.00	692.68
MW-19	726.29	05/18/2022	ND	33.68	0.00	692.61
MW-19	726.29	05/25/2022	ND	33.77	0.00	692.52
MW-19	726.29	06/01/2022	ND	33.82	0.00	692.47
MW-19	726.29	06/08/2022	ND	33.94	0.00	692.35
MW-19	726.29	06/13/2022	ND	34.00	0.00	692.29
MW-20						
MW-20	729.69	09/03/2020	ND	41.44	0.00	688.25
MW-20	729.69	09/14/2020	ND	42.25	0.00	687.44
MW-20	729.69	09/18/2020	ND	40.21	0.00	689.48
MW-20	729.69	09/28/2020	ND	42.17	0.00	687.52
MW-20	729.69	10/03/2020	ND	42.12	0.00	687.57
MW-20	729.69	10/19/2020	ND	42.16	0.00	687.53
MW-20	729.69	10/21/2020	ND	44.16	0.00	685.53
MW-20	729.69	10/26/2020	ND	42.15	0.00	687.54
MW-20	729.69	11/09/2020	ND	42.14	0.00	687.55
MW-20	729.69	11/18/2020	ND	42.29	0.00	687.40
MW-20	729.69	11/23/2020	ND	42.22	0.00	687.47
MW-20	729.69	12/07/2020	ND	42.15	0.00	687.54
MW-20	729.69	12/21/2020	ND	42.26	0.00	687.43
MW-20	729.69	12/26/2020	ND	42.31	0.00	687.38
MW-20	729.69	01/10/2021	ND	42.46	0.00	687.23

Table 3
Summary of Monitoring Well Gauging Data

Colonial Pipeline Company
2020-L1-SR2448
Huntersville, North Carolina

Well ID	Top Of Casing Elevation[1]	Date	Depth to Free Product (ft btoc)	Depth to Groundwater (ft btoc)	Free Product Thickness (ft)	Groundwater Elevation[2] (ft btoc)
MW-20	729.69	01/19/2021	ND	42.54	0.00	687.15
MW-20	729.69	01/25/2021	ND	42.56	0.00	687.13
MW-20	729.69	02/01/2021	ND	42.58	0.00	687.11
MW-20	729.69	02/08/2021	ND	42.84	0.00	686.85
MW-20	729.69	02/16/2021	ND	42.69	0.00	687.00
MW-20	729.69	02/22/2021	ND	42.68	0.00	687.01
MW-20	729.69	03/04/2021	ND	42.62	0.00	687.07
MW-20	729.69	03/08/2021	ND	42.69	0.00	687.00
MW-20	729.69	03/15/2021	ND	42.60	0.00	687.09
MW-20	729.69	03/22/2021	ND	42.55	0.00	687.14
MW-20	729.69	04/01/2021	ND	42.49	0.00	687.20
MW-20	729.69	04/12/2021	ND	42.32	0.00	687.37
MW-20	729.69	04/19/2021	ND	42.31	0.00	687.38
MW-20	729.69	04/29/2021	ND	42.19	0.00	687.50
MW-20	729.69	05/03/2021	ND	42.12	0.00	687.57
MW-20	729.69	05/10/2021	ND	42.11	0.00	687.58
MW-20	729.69	05/18/2021	ND	42.10	0.00	687.59
MW-20	729.69	05/26/2021	ND	42.13	0.00	687.56
MW-20	729.69	05/31/2021	ND	42.16	0.00	687.53
MW-20	729.69	06/07/2021	ND	42.22	0.00	687.47
MW-20	729.69	06/14/2021	ND	42.22	0.00	687.47
MW-20	729.69	06/21/2021	ND	42.30	0.00	687.39
MW-20	729.69	07/01/2021	ND	42.43	0.00	687.26
MW-20	729.69	07/06/2021	ND	42.50	0.00	687.19
MW-20	729.69	07/14/2021	ND	42.56	0.00	687.13
MW-20	729.69	07/28/2021	ND	42.86	0.00	686.83
MW-20	729.69	08/02/2021	ND	43.09	0.00	686.60
MW-20	729.69	08/16/2021	ND	43.39	0.00	686.30
MW-20	729.69	08/26/2021	ND	43.60	0.00	686.09
MW-20	729.69	08/30/2021	ND	43.64	0.00	686.05
MW-20	729.69	09/14/2021	ND	44.10	0.00	685.59
MW-20	729.69	09/23/2021	ND	44.34	0.00	685.35
MW-20	729.69	10/06/2021	ND	44.58	0.00	685.11
MW-20	729.69	10/12/2021	ND	44.77	0.00	684.92
MW-20	729.69	10/18/2021	ND	44.95	0.00	684.74
MW-20	729.69	10/27/2021	ND	45.11	0.00	684.58
MW-20	729.69	11/01/2021	ND	45.27	0.00	684.42
MW-20	729.69	11/15/2021	ND	45.73	0.00	683.96
MW-20	729.69	11/22/2021	ND	45.98	0.00	683.71
MW-20	729.69	11/30/2021	ND	46.25	0.00	683.44
MW-20	729.69	12/06/2021	ND	46.43	0.00	683.26
MW-20	729.69	12/13/2021	ND	46.69	0.00	683.00
MW-20	729.69	12/20/2021	ND	46.91	0.00	682.78
MW-20	729.69	12/28/2021	ND	47.01	0.00	682.68
MW-20	729.69	01/04/2022	ND	47.33	0.00	682.36

Table 3
Summary of Monitoring Well Gauging Data

Colonial Pipeline Company
2020-L1-SR2448
Huntersville, North Carolina

Well ID	Top Of Casing Elevation[1]	Date	Depth to Free Product (ft btoc)	Depth to Groundwater (ft btoc)	Free Product Thickness (ft)	Groundwater Elevation[2] (ft btoc)
MW-20	729.69	01/10/2022	ND	47.55	0.00	682.14
MW-20	729.69	01/27/2022	ND	47.76	0.00	681.93
MW-20	729.69	01/31/2022	ND	47.82	0.00	681.87
MW-20	729.69	02/09/2022	ND	48.02	0.00	681.67
MW-20	729.69	02/14/2022	ND	48.20	0.00	681.49
MW-20	729.69	02/24/2022	ND	48.38	0.00	681.31
MW-20	729.69	02/28/2022	ND	48.50	0.00	681.19
MW-20	729.69	03/07/2022	ND	48.70	0.00	680.99
MW-20	729.69	03/14/2022	ND	48.77	0.00	680.92
MW-20	729.69	03/22/2022	ND	48.96	0.00	680.73
MW-20	729.69	04/01/2022	ND	48.97	0.00	680.72
MW-20	729.69	04/11/2022	ND	49.09	0.00	680.60
MW-20	729.69	04/19/2022	ND	49.22	0.00	680.47
MW-20	729.69	04/28/2022	ND	49.31	0.00	680.38
MW-20	729.69	05/04/2022	ND	49.38	0.00	680.31
MW-20	729.69	05/11/2022	ND	49.45	0.00	680.24
MW-20	729.69	05/18/2022	ND	49.53	0.00	680.16
MW-20	729.69	05/25/2022	ND	49.58	0.00	680.11
MW-20	729.69	06/01/2022	ND	49.72	0.00	679.97
MW-20	729.69	06/08/2022	ND	49.74	0.00	679.95
MW-20	729.69	06/13/2022	ND	49.82	0.00	679.87
MW-21						
MW-21	724.97	09/14/2020	ND	24.99	0.00	699.98
MW-21	724.97	09/18/2020	ND	30.79	0.00	694.18
MW-21	724.97	09/28/2020	ND	30.73	0.00	694.24
MW-21	724.97	10/03/2020	ND	30.81	0.00	694.16
MW-21	724.97	10/19/2020	ND	30.76	0.00	694.21
MW-21	724.97	10/26/2020	ND	30.74	0.00	694.23
MW-21	724.97	11/09/2020	ND	30.78	0.00	694.19
MW-21	724.97	11/18/2020	ND	30.81	0.00	694.16
MW-21	724.97	11/23/2020	ND	30.76	0.00	694.21
MW-21	724.97	12/07/2020	ND	30.71	0.00	694.26
MW-21	724.97	12/21/2020	ND	30.80	0.00	694.17
MW-21	724.97	12/26/2020	ND	30.87	0.00	694.10
MW-21	724.97	01/10/2021	ND	30.92	0.00	694.05
MW-21	724.97	01/19/2021	ND	30.90	0.00	694.07
MW-21	724.97	01/25/2021	ND	30.73	0.00	694.24
MW-21	724.97	02/01/2021	ND	30.78	0.00	694.19
MW-21	724.97	02/08/2021	ND	30.93	0.00	694.04
MW-21	724.97	02/16/2021	ND	30.84	0.00	694.13
MW-21	724.97	02/22/2021	ND	30.82	0.00	694.15
MW-21	724.97	03/04/2021	ND	30.80	0.00	694.17
MW-21	724.97	03/08/2021	ND	30.91	0.00	694.06
MW-21	724.97	03/15/2021	ND	30.81	0.00	694.16
MW-21	724.97	03/22/2021	ND	30.78	0.00	694.19

Table 3
Summary of Monitoring Well Gauging Data

Colonial Pipeline Company
2020-L1-SR2448
Huntersville, North Carolina

Well ID	Top Of Casing Elevation[1]	Date	Depth to Free Product (ft btoc)	Depth to Groundwater (ft btoc)	Free Product Thickness (ft)	Groundwater Elevation[2] (ft btoc)
MW-21	724.97	04/01/2021	ND	30.71	0.00	694.26
MW-21	724.97	04/12/2021	ND	30.56	0.00	694.41
MW-21	724.97	04/19/2021	ND	30.48	0.00	694.49
MW-21	724.97	04/29/2021	ND	30.41	0.00	694.56
MW-21	724.97	05/03/2021	ND	30.38	0.00	694.59
MW-21	724.97	05/10/2021	ND	30.39	0.00	694.58
MW-21	724.97	05/18/2021	ND	30.46	0.00	694.51
MW-21	724.97	05/26/2021	ND	30.42	0.00	694.55
MW-21	724.97	05/31/2021	ND	30.52	0.00	694.45
MW-21	724.97	06/07/2021	ND	30.45	0.00	694.52
MW-21	724.97	06/14/2021	ND	31.50	0.00	693.47
MW-21	724.97	06/21/2021	ND	30.51	0.00	694.46
MW-21	724.97	07/01/2021	ND	30.60	0.00	694.37
MW-21	724.97	07/06/2021	ND	30.66	0.00	694.31
MW-21	724.97	07/14/2021	ND	30.77	0.00	694.20
MW-21	724.97	07/28/2021	ND	30.76	0.00	694.21
MW-21	724.97	08/02/2021	ND	30.87	0.00	694.10
MW-21	724.97	08/16/2021	ND	30.92	0.00	694.05
MW-21	724.97	08/26/2021	ND	36.40	0.00	688.57
MW-21	724.97	08/30/2021	ND	30.69	0.00	694.28
MW-21	724.97	09/14/2021	ND	31.15	0.00	693.82
MW-21	724.97	09/23/2021	ND	31.23	0.00	693.74
MW-21	724.97	10/06/2021	ND	31.36	0.00	693.61
MW-21	724.97	10/12/2021	ND	31.47	0.00	693.50
MW-21	724.97	10/18/2021	ND	31.59	0.00	693.38
MW-21	724.97	10/27/2021	ND	31.72	0.00	693.25
MW-21	724.97	11/01/2021	ND	31.84	0.00	693.13
MW-21	724.97	11/15/2021	ND	32.05	0.00	692.92
MW-21	724.97	11/22/2021	ND	32.02	0.00	692.95
MW-21	724.97	11/30/2021	ND	32.23	0.00	692.74
MW-21	724.97	12/06/2021	ND	32.28	0.00	692.69
MW-21	724.97	12/13/2021	ND	32.47	0.00	692.50
MW-21	724.97	12/20/2021	ND	32.59	0.00	692.38
MW-21	724.97	12/28/2021	ND	32.64	0.00	692.33
MW-21	724.97	01/04/2022	ND	32.85	0.00	692.12
MW-21	724.97	01/10/2022	ND	32.93	0.00	692.04
MW-21	724.97	01/27/2022	ND	33.08	0.00	691.89
MW-21	724.97	01/31/2022	ND	33.10	0.00	691.87
MW-21	724.97	02/09/2022	ND	33.10	0.00	691.87
MW-21	724.97	02/14/2022	ND	33.26	0.00	691.71
MW-21	724.97	02/24/2022	ND	33.24	0.00	691.73
MW-21	724.97	02/28/2022	ND	33.33	0.00	691.64
MW-21	724.97	03/07/2022	ND	33.28	0.00	691.69
MW-21	724.97	03/14/2022	ND	33.41	0.00	691.56
MW-21	724.97	03/22/2022	ND	33.40	0.00	691.57

Table 3
Summary of Monitoring Well Gauging Data

Colonial Pipeline Company
2020-L1-SR2448
Huntersville, North Carolina

Well ID	Top Of Casing Elevation[1]	Date	Depth to Free Product (ft btoc)	Depth to Groundwater (ft btoc)	Free Product Thickness (ft)	Groundwater Elevation[2] (ft btoc)
MW-21	724.97	04/01/2022	ND	33.37	0.00	691.60
MW-21	724.97	04/11/2022	ND	33.46	0.00	691.51
MW-21	724.97	04/19/2022	ND	33.51	0.00	691.46
MW-21	724.97	04/28/2022	ND	33.56	0.00	691.41
MW-21	724.97	05/04/2022	ND	33.56	0.00	691.41
MW-21	724.97	05/11/2022	ND	33.60	0.00	691.37
MW-21	724.97	05/18/2022	ND	33.65	0.00	691.32
MW-21	724.97	05/25/2022	ND	33.68	0.00	691.29
MW-21	724.97	06/01/2022	ND	34.33	0.00	690.64
MW-21	724.97	06/08/2022	ND	34.80	0.00	690.17
MW-21	724.97	06/13/2022	ND	33.83	0.00	691.14
MW-22R						
MW-22	721.89	01/10/2021	ARP	ARP	ARP	ARP
MW-22	721.89	09/14/2020	ND	34.88	0.00	687.01
MW-22	721.89	09/18/2020	ND	34.82	0.00	687.07
MW-22	721.89	09/28/2020	ND	34.77	0.00	687.12
MW-22	721.89	10/03/2020	ND	34.88	0.00	687.01
MW-22	721.89	10/19/2020	ND	35.02	0.00	686.87
MW-22	721.89	10/26/2020	ND	35.12	0.00	686.77
MW-22	721.89	11/09/2020	ND	34.80	0.00	687.09
MW-22	721.89	11/18/2020	ND	34.98	0.00	686.91
MW-22	721.89	11/23/2020	ND	34.90	0.00	686.99
MW-22	721.89	12/07/2020	34.71	36.79	2.08	686.63
MW-22	721.89	12/21/2020	ARP	ARP	ARP	ARP
MW-22	721.89	12/26/2020	35.85	37.54	1.69	685.59
MW-22	721.89	01/19/2021	ARP	ARP	ARP	ARP
MW-22	721.89	01/25/2021	ARP	ARP	ARP	ARP
MW-22	721.89	02/01/2021	Dry	Dry	Dry	Dry
MW-22	721.89	02/08/2021	ARP	ARP	ARP	ARP
MW-22	721.89	02/16/2021	ARP	ARP	ARP	ARP
MW-22	721.89	02/22/2021	ARP	ARP	ARP	ARP
MW-22	721.89	03/04/2021	37.06	37.59	0.53	684.69
MW-22	721.89	03/08/2021	ARP	ARP	ARP	ARP
MW-22	721.89	03/15/2021	ARP	ARP	ARP	ARP
MW-22	721.89	03/22/2021	ARP	ARP	ARP	ARP
MW-22	721.89	04/01/2021	37.22	37.25	0.03	684.66
MW-22	721.89	04/12/2021	ARP	ARP	ARP	ARP
MW-22	721.89	04/19/2021	ARP	ARP	ARP	ARP
MW-22	721.89	04/29/2021	37.22	37.48	0.26	684.60
MW-22	721.89	05/03/2021	ARP	ARP	ARP	ARP
MW-22	721.89	05/10/2021	ARP	ARP	ARP	ARP
MW-22	721.89	05/18/2021	ARP	ARP	ARP	ARP
MW-22	721.89	05/26/2021	Dry	Dry	Dry	Dry
MW-22	721.89	05/31/2021	ARP	ARP	ARP	ARP
MW-22	721.89	06/07/2021	ARP	ARP	ARP	ARP

Table 3
Summary of Monitoring Well Gauging Data

Colonial Pipeline Company
2020-L1-SR2448
Huntersville, North Carolina

Well ID	Top Of Casing Elevation[1]	Date	Depth to Free Product (ft btoc)	Depth to Groundwater (ft btoc)	Free Product Thickness (ft)	Groundwater Elevation[2] (ft btoc)
MW-22	721.89	06/14/2021	ARP	ARP	ARP	ARP
MW-22	721.89	06/21/2021	ARP	ARP	ARP	ARP
MW-22	721.89	07/01/2021	Dry	Dry	Dry	Dry
MW-22	721.89	07/06/2021	ARP	ARP	ARP	ARP
MW-22	721.89	07/14/2021	Dry	Dry	Dry	Dry
MW-22	721.89	07/28/2021	37.25	37.34	0.09	684.62
MW-22	721.89	08/16/2021	Dry	Dry	Dry	Dry
MW-22	721.89	08/26/2021	Dry	Dry	Dry	Dry
MW-22	721.89	08/30/2021	Dry	Dry	Dry	Dry
MW-22	721.89	09/14/2021	39.60	39.65	0.05	682.28
MW-22	721.89	09/16/2021	39.03	39.38	0.35	682.77
MW-22R	720.81	09/23/2021	39.03	40.51	1.48	681.38
MW-22R	720.81	10/06/2021	ARP	ARP	ARP	ARP
MW-22R	720.81	10/12/2021	ARP	ARP	ARP	ARP
MW-22R	720.81	10/18/2021	ARP	ARP	ARP	ARP
MW-22R	720.81	10/27/2021	40.96	41.09	0.13	679.82
MW-22R	720.81	11/01/2021	ARP	ARP	ARP	ARP
MW-22R	720.81	11/30/2021	ND	43.50	0.00	677.31
MW-22R	720.81	12/06/2021	ARP	ARP	ARP	ARP
MW-22R	720.81	12/13/2021	ARP	ARP	ARP	ARP
MW-22R	720.81	12/20/2021	ARP	ARP	ARP	ARP
MW-22R	720.81	12/28/2021	44.22	44.53	0.31	676.51
MW-22R	720.81	01/04/2022	ARP	ARP	ARP	ARP
MW-22R	720.81	01/10/2022	ARP	ARP	ARP	ARP
MW-22R	720.81	01/27/2022	44.59	44.95	0.36	676.12
MW-22R	720.81	01/31/2022	ARP	ARP	ARP	ARP
MW-22R	720.81	02/09/2022	ARP	ARP	ARP	ARP
MW-22R	720.81	02/14/2022	ARP	ARP	ARP	ARP
MW-22R	720.81	02/24/2022	45.55	45.69	0.14	675.22
MW-22R	720.81	02/28/2022	ARP	ARP	ARP	ARP
MW-22R	720.81	03/07/2022	ARP	ARP	ARP	ARP
MW-22R	720.81	03/14/2022	ARP	ARP	ARP	ARP
MW-22R	720.81	03/22/2022	ARP	ARP	ARP	ARP
MW-22R	720.81	04/01/2022	45.52	45.60	0.08	675.27
MW-22R	720.81	04/11/2022	ARP	ARP	ARP	ARP
MW-22R	720.81	04/19/2022	ARP	ARP	ARP	ARP
MW-22R	720.81	04/28/2022	46.03	46.07	0.04	674.77
MW-22R	720.81	05/04/2022	ARP	ARP	ARP	ARP
MW-22R	720.81	05/11/2022	ARP	ARP	ARP	ARP
MW-22R	720.81	05/18/2022	ARP	ARP	ARP	ARP
MW-22R	720.81	05/25/2022	46.18	46.24	0.06	674.61
MW-22R	720.81	06/01/2022	ARP	ARP	ARP	ARP
MW-22R	720.81	06/08/2022	ARP	ARP	ARP	ARP
MW-22R	720.81	06/13/2022	ARP	ARP	ARP	ARP

Table 3
Summary of Monitoring Well Gauging Data

Colonial Pipeline Company
2020-L1-SR2448
Huntersville, North Carolina

Well ID	Top Of Casing Elevation[1]	Date	Depth to Free Product (ft btoc)	Depth to Groundwater (ft btoc)	Free Product Thickness (ft)	Groundwater Elevation[2] (ft btoc)
MW-23						
MW-23	724.32	09/14/2020	ND	30.06	0.00	694.26
MW-23	724.32	09/18/2020	ND	30.38	0.00	693.94
MW-23	724.32	09/28/2020	ND	29.82	0.00	694.50
MW-23	723.81	10/03/2020	ND	29.86	0.00	693.95
MW-23	723.81	10/19/2020	ND	29.81	0.00	694.00
MW-23	723.81	10/26/2020	ND	29.78	0.00	694.03
MW-23	723.81	11/09/2020	ND	29.79	0.00	694.02
MW-23	723.81	11/18/2020	ND	29.82	0.00	693.99
MW-23	723.81	11/23/2020	ND	30.79	0.00	693.02
MW-23	723.81	12/07/2020	ND	29.73	0.00	694.08
MW-23	723.81	12/21/2020	ND	29.79	0.00	694.02
MW-23	723.81	12/26/2020	ND	28.10	0.00	695.71
MW-23	723.81	01/10/2021	ND	29.88	0.00	693.93
MW-23	723.81	01/19/2021	ND	29.57	0.00	694.24
MW-23	723.81	01/25/2021	ND	29.74	0.00	694.07
MW-23	723.81	02/01/2021	ND	29.76	0.00	694.05
MW-23	723.81	02/08/2021	ND	29.89	0.00	693.92
MW-23	723.81	02/16/2021	ND	29.80	0.00	694.01
MW-23	723.81	02/22/2021	ND	29.75	0.00	694.06
MW-23	723.74	03/04/2021	ND	29.74	0.00	694.00
MW-23	723.74	03/08/2021	ND	29.83	0.00	693.91
MW-23	723.74	03/15/2021	ND	29.74	0.00	694.00
MW-23	723.74	03/22/2021	ND	29.71	0.00	694.03
MW-23	723.74	04/01/2021	ND	29.65	0.00	694.09
MW-23	723.74	04/12/2021	ND	29.51	0.00	694.23
MW-23	723.74	04/19/2021	ND	29.30	0.00	694.44
MW-23	723.74	04/29/2021	ND	29.36	0.00	694.38
MW-23	723.74	05/03/2021	ND	29.34	0.00	694.40
MW-23	723.74	05/10/2021	ND	29.34	0.00	694.40
MW-23	723.74	05/18/2021	ND	29.41	0.00	694.33
MW-23	723.74	05/26/2021	ND	29.36	0.00	694.38
MW-23	723.74	05/31/2021	ND	29.45	0.00	694.29
MW-23	723.74	06/07/2021	ND	29.44	0.00	694.30
MW-23	723.74	06/14/2021	ND	29.40	0.00	694.34
MW-23	723.74	06/21/2021	ND	29.43	0.00	694.31
MW-23	723.74	07/01/2021	ND	29.56	0.00	694.18
MW-23	723.74	07/06/2021	ND	29.59	0.00	694.15
MW-23	723.74	07/14/2021	ND	29.67	0.00	694.07
MW-23	723.74	07/28/2021	ND	29.65	0.00	694.09
MW-23	723.74	08/02/2021	ND	29.77	0.00	693.97
MW-23	723.74	08/16/2021	ND	29.80	0.00	693.94
MW-23	723.74	08/26/2021	ND	28.51	0.00	695.23
MW-23	723.74	08/30/2021	ND	29.23	0.00	694.51
MW-23	723.74	09/14/2021	ND	30.01	0.00	693.73

Table 3
Summary of Monitoring Well Gauging Data

Colonial Pipeline Company
2020-L1-SR2448
Huntersville, North Carolina

Well ID	Top Of Casing Elevation[1]	Date	Depth to Free Product (ft btoc)	Depth to Groundwater (ft btoc)	Free Product Thickness (ft)	Groundwater Elevation[2] (ft btoc)
MW-23	723.74	09/23/2021	ND	30.14	0.00	693.60
MW-23	723.74	10/06/2021	ND	30.26	0.00	693.48
MW-23	723.74	10/12/2021	ND	30.39	0.00	693.35
MW-23	723.74	10/18/2021	ND	30.52	0.00	693.22
MW-23	723.74	10/27/2021	ND	31.64	0.00	692.10
MW-23	723.74	11/01/2021	ND	30.76	0.00	692.98
MW-23	723.74	11/15/2021	ND	31.00	0.00	692.74
MW-23	723.74	11/22/2021	ND	31.00	0.00	692.74
MW-23	723.74	11/30/2021	ND	31.19	0.00	692.55
MW-23	723.74	12/06/2021	ND	31.19	0.00	692.55
MW-23	723.74	12/13/2021	ND	31.43	0.00	692.31
MW-23	723.74	12/20/2021	ND	31.53	0.00	692.21
MW-23	723.74	12/28/2021	ND	31.17	0.00	692.57
MW-23	723.74	01/04/2022	ND	31.78	0.00	691.96
MW-23	723.74	01/10/2022	ND	31.86	0.00	691.88
MW-23	723.74	01/27/2022	ND	31.99	0.00	691.75
MW-23	723.74	01/31/2022	ND	32.02	0.00	691.72
MW-23	723.74	02/09/2022	ND	32.02	0.00	691.72
MW-23	723.74	02/14/2022	ND	32.12	0.00	691.62
MW-23	723.74	02/24/2022	ND	32.17	0.00	691.57
MW-23	723.74	02/28/2022	ND	32.24	0.00	691.50
MW-23	723.74	03/07/2022	ND	32.19	0.00	691.55
MW-23	723.74	03/14/2022	ND	32.33	0.00	691.41
MW-23	723.74	03/22/2022	ND	32.29	0.00	691.45
MW-23	723.74	04/01/2022	ND	32.26	0.00	691.48
MW-23	723.74	04/11/2022	NM	NM	NM	NM
MW-23R	723.74	04/19/2022	ND	32.36	0.00	691.38
MW-23R	723.74	04/28/2022	ND	32.43	0.00	691.31
MW-23R	723.74	05/04/2022	ND	33.38	0.00	690.36
MW-23R	723.74	05/11/2022	ND	32.47	0.00	691.27
MW-23R	723.74	05/18/2022	ND	32.49	0.00	691.25
MW-23R	723.74	05/25/2022	ND	32.54	0.00	691.20
MW-23R	723.74	06/01/2022	ND	32.60	0.00	691.14
MW-23R	723.74	06/08/2022	ND	32.65	0.00	691.09
MW-23R	723.74	06/13/2022	ND	32.71	0.00	691.03
MW-24						
MW-24	737.63	09/14/2020	44.36	46.69	2.33	692.65
MW-24	737.63	09/18/2020	43.71	48.36	4.65	692.67
MW-24	737.63	09/28/2020	41.54	54.21	12.67	692.70
MW-24	737.63	10/03/2020	41.54	55.61	14.07	692.32
MW-24	737.63	10/19/2020	41.72	55.25	13.53	692.29
MW-24	737.63	10/26/2020	41.26	55.45	14.19	692.57
MW-24	737.63	11/09/2020	42.63	52.83	10.20	692.27
MW-24	737.63	11/18/2020	ARP	ARP	ARP	ARP
MW-24	737.63	11/23/2020	ARP	ARP	ARP	ARP

Table 3
Summary of Monitoring Well Gauging Data

Colonial Pipeline Company
2020-L1-SR2448
Huntersville, North Carolina

Well ID	Top Of Casing Elevation[1]	Date	Depth to Free Product (ft btoc)	Depth to Groundwater (ft btoc)	Free Product Thickness (ft)	Groundwater Elevation[2] (ft btoc)
MW-24	737.63	12/07/2020	ARP	ARP	ARP	ARP
MW-24	737.63	12/21/2020	ARP	ARP	ARP	ARP
MW-24	737.63	12/26/2020	43.01	56.43	13.42	691.03
MW-24	737.63	01/10/2021	ARP	ARP	ARP	ARP
MW-24	737.63	01/19/2021	ARP	ARP	ARP	ARP
MW-24	737.63	01/25/2021	ARP	ARP	ARP	ARP
MW-24	737.63	02/01/2021	43.68	56.60	12.92	690.49
MW-24	737.63	02/08/2021	ARP	ARP	ARP	ARP
MW-24	737.63	02/16/2021	ARP	ARP	ARP	ARP
MW-24	737.63	02/22/2021	ARP	ARP	ARP	ARP
MW-24	737.63	03/04/2021	44.03	55.90	11.87	690.42
MW-24	737.63	03/08/2021	ARP	ARP	ARP	ARP
MW-24	737.63	03/15/2021	ARP	ARP	ARP	ARP
MW-24	737.63	03/22/2021	ARP	ARP	ARP	ARP
MW-24	737.63	04/01/2021	44.91	54.37	9.46	690.19
MW-24	737.63	04/12/2021	ARP	ARP	ARP	ARP
MW-24	737.63	04/19/2021	ARP	ARP	ARP	ARP
MW-24	737.63	04/29/2021	44.92	54.26	9.34	690.21
MW-24	737.63	05/03/2021	ARP	ARP	ARP	ARP
MW-24	737.63	05/10/2021	ARP	ARP	ARP	ARP
MW-24	737.63	05/18/2021	ARP	ARP	ARP	ARP
MW-24	737.63	05/26/2021	45.19	53.94	8.75	690.10
MW-24	737.63	05/31/2021	ARP	ARP	ARP	ARP
MW-24	737.63	06/07/2021	ARP	ARP	ARP	ARP
MW-24	737.63	06/14/2021	ARP	ARP	ARP	ARP
MW-24	737.63	06/21/2021	ARP	ARP	ARP	ARP
MW-24	737.63	07/01/2021	45.11	55.71	10.60	689.68
MW-24	737.63	07/06/2021	ARP	ARP	ARP	ARP
MW-24	737.63	07/14/2021	45.85	53.75	7.90	689.67
MW-24	737.63	07/28/2021	46.21	53.56	7.35	689.45
MW-24	737.63	08/16/2021	ARP	ARP	ARP	ARP
MW-24	737.63	08/26/2021	46.84	53.99	7.15	688.88
MW-24	737.63	08/30/2021	ARP	ARP	ARP	ARP
MW-24	737.63	09/16/2021	48.35	52.82	4.47	688.08
MW-24	737.63	09/23/2021	48.56	52.76	4.20	687.95
MW-24	737.63	10/06/2021	ARP	ARP	ARP	ARP
MW-24	737.63	10/12/2021	ARP	ARP	ARP	ARP
MW-24	737.63	10/18/2021	ARP	ARP	ARP	ARP
MW-24	737.63	10/27/2021	48.12	56.76	8.64	687.20
MW-24	737.63	11/01/2021	ARP	ARP	ARP	ARP
MW-24	737.63	11/30/2021	49.99	53.80	3.81	686.62
MW-24	737.63	12/06/2021	ARP	ARP	ARP	ARP
MW-24	737.63	12/13/2021	ARP	ARP	ARP	ARP
MW-24	737.63	12/20/2021	ARP	ARP	ARP	ARP
MW-24	737.63	12/28/2021	51.67	53.69	2.02	685.42

Table 3
Summary of Monitoring Well Gauging Data

Colonial Pipeline Company
2020-L1-SR2448
Huntersville, North Carolina

Well ID	Top Of Casing Elevation[1]	Date	Depth to Free Product (ft btoc)	Depth to Groundwater (ft btoc)	Free Product Thickness (ft)	Groundwater Elevation[2] (ft btoc)
MW-24	737.63	01/04/2022	ARP	ARP	ARP	ARP
MW-24	737.63	01/10/2022	ARP	ARP	ARP	ARP
MW-24	737.63	01/27/2022	51.94	53.93	1.99	685.16
MW-24	737.63	01/31/2022	ARP	ARP	ARP	ARP
MW-24	737.63	02/09/2022	ARP	ARP	ARP	ARP
MW-24	737.63	02/14/2022	ARP	ARP	ARP	ARP
MW-24	737.63	02/24/2022	52.97	54.69	1.72	684.20
MW-24	737.63	02/28/2022	ARP	ARP	ARP	ARP
MW-24	737.63	03/07/2022	ARP	ARP	ARP	ARP
MW-24	737.63	03/14/2022	ARP	ARP	ARP	ARP
MW-24	737.63	03/22/2022	ARP	ARP	ARP	ARP
MW-24	737.63	04/01/2022	52.65	56.80	4.15	683.87
MW-24	737.63	04/11/2022	ARP	ARP	ARP	ARP
MW-24	737.63	04/19/2022	ARP	ARP	ARP	ARP
MW-24	737.63	04/28/2022	53.78	53.80	0.02	683.84
MW-24	737.63	05/04/2022	ARP	ARP	ARP	ARP
MW-24	737.63	05/11/2022	ARP	ARP	ARP	ARP
MW-24	737.63	05/18/2022	ARP	ARP	ARP	ARP
MW-24	737.63	05/25/2022	53.36	56.89	3.53	683.33
MW-24	737.63	06/01/2022	ARP	ARP	ARP	ARP
MW-24	737.63	06/08/2022	ARP	ARP	ARP	ARP
MW-24	737.63	06/13/2022	ARP	ARP	ARP	ARP
MW-25R						
MW-25	734.04	09/14/2020	ND	43.52	0.00	690.52
MW-25	734.04	09/18/2020	ND	43.48	0.00	690.56
MW-25	734.04	09/28/2020	ND	43.40	0.00	690.64
MW-25	734.04	10/03/2020	ND	43.49	0.00	690.55
MW-25	734.04	10/19/2020	ND	43.54	0.00	690.50
MW-25	734.04	10/21/2020	ND	45.54	0.00	688.50
MW-25	734.04	10/26/2020	ND	43.57	0.00	690.47
MW-25	734.04	11/09/2020	ND	43.61	0.00	690.43
MW-25	734.04	11/18/2020	ND	43.69	0.00	690.35
MW-25	734.04	11/23/2020	ND	44.71	0.00	689.33
MW-25	734.04	12/07/2020	ND	43.66	0.00	690.38
MW-25	734.04	12/21/2020	ND	43.85	0.00	690.19
MW-25	734.04	12/26/2020	ND	43.92	0.00	690.12
MW-25	734.04	01/10/2021	ND	44.16	0.00	689.88
MW-25	734.04	01/19/2021	ND	44.25	0.00	689.79
MW-25	734.04	01/25/2021	ND	44.29	0.00	689.75
MW-25	734.04	02/01/2021	ND	44.39	0.00	689.65
MW-25	734.04	02/08/2021	ND	44.66	0.00	689.38
MW-25	734.04	02/16/2021	ND	44.49	0.00	689.55
MW-25	734.04	02/22/2021	ND	44.39	0.00	689.65
MW-25	734.04	03/04/2021	ND	44.42	0.00	689.62
MW-25	734.04	03/08/2021	ND	44.57	0.00	689.47

Table 3
Summary of Monitoring Well Gauging Data

Colonial Pipeline Company
2020-L1-SR2448
Huntersville, North Carolina

Well ID	Top Of Casing Elevation[1]	Date	Depth to Free Product (ft btoc)	Depth to Groundwater (ft btoc)	Free Product Thickness (ft)	Groundwater Elevation[2] (ft btoc)
MW-25	734.04	03/15/2021	ND	44.54	0.00	689.50
MW-25	734.04	03/22/2021	ND	44.53	0.00	689.51
MW-25	734.04	04/01/2021	ND	44.51	0.00	689.53
MW-25	734.04	04/12/2021	ND	44.43	0.00	689.61
MW-25	734.04	04/19/2021	ND	44.41	0.00	689.63
MW-25	734.04	04/29/2021	ND	44.40	0.00	689.64
MW-25	734.04	05/03/2021	ND	44.37	0.00	689.67
MW-25	734.04	05/10/2021	ND	44.45	0.00	689.59
MW-25	734.04	05/18/2021	ND	44.56	0.00	689.48
MW-25	734.04	05/26/2021	ND	44.54	0.00	689.50
MW-25	734.04	05/31/2021	ND	44.66	0.00	689.38
MW-25	734.04	06/07/2021	ND	44.73	0.00	689.31
MW-25	734.04	06/14/2021	ND	44.77	0.00	689.27
MW-25	734.04	06/21/2021	ND	44.83	0.00	689.21
MW-25	734.04	07/01/2021	ND	44.80	0.00	689.24
MW-25	734.04	07/06/2021	ND	44.97	0.00	689.07
MW-25	734.04	07/14/2021	ND	44.92	0.00	689.12
MW-25	734.04	07/28/2021	ND	45.47	0.00	688.57
MW-25	734.04	08/02/2021	ND	45.76	0.00	688.28
MW-25	734.04	08/16/2021	ND	46.02	0.00	688.02
MW-25	734.04	08/26/2021	ND	46.04	0.00	688.00
MW-25	734.04	08/30/2021	ND	46.22	0.00	687.82
MW-25	734.04	09/14/2021	ND	46.68	0.00	687.36
MW-25	734.04	09/23/2021	ND	46.77	0.00	687.27
MW-25	734.04	10/06/2021	ND	47.02	0.00	687.02
MW-25	734.04	10/12/2021	ND	47.19	0.00	686.85
MW-25	734.04	10/18/2021	ND	47.27	0.00	686.77
MW-25	734.04	10/27/2021	ND	47.40	0.00	686.64
MW-25	734.04	11/01/2021	ND	47.58	0.00	686.46
MW-25	734.04	11/15/2021	ND	48.03	0.00	686.01
MW-25	734.04	11/22/2021	ND	48.25	0.00	685.79
MW-25	734.04	11/30/2021	ND	48.49	0.00	685.55
MW-25	734.02	12/06/2021	ND	48.60	0.00	685.42
MW-25	734.02	12/13/2021	ND	48.90	0.00	685.12
MW-25	734.02	12/20/2021	ND	49.09	0.00	684.93
MW-25	734.02	12/28/2021	ND	49.14	0.00	684.88
MW-25	734.02	01/04/2022	ND	49.45	0.00	684.57
MW-25	734.02	01/10/2022	49.60	49.98	0.38	684.32
MW-25	734.02	01/27/2022	49.52	50.46	0.94	684.25
MW-25	734.02	01/31/2022	49.67	50.44	0.77	684.14
MW-25R	732.76	02/09/2022	NM	NM	NM	NM
MW-25R	732.76	02/14/2022	ND	49.29	0.00	683.47
MW-25R	732.76	02/24/2022	ND	48.56	0.00	684.20
MW-25R	732.76	02/28/2022	ND	49.63	0.00	683.13
MW-25R	732.76	03/07/2022	ND	49.82	0.00	682.94

Table 3
Summary of Monitoring Well Gauging Data

Colonial Pipeline Company
2020-L1-SR2448
Huntersville, North Carolina

Well ID	Top Of Casing Elevation[1]	Date	Depth to Free Product (ft btoc)	Depth to Groundwater (ft btoc)	Free Product Thickness (ft)	Groundwater Elevation[2] (ft btoc)
MW-25R	732.76	03/14/2022	ND	49.85	0.00	682.91
MW-25R	732.76	03/22/2022	ND	50.10	0.00	682.66
MW-25R	732.76	04/01/2022	ND	49.88	0.00	682.88
MW-25R	732.76	04/11/2022	ND	50.13	0.00	682.63
MW-25R	732.76	04/19/2022	ND	50.21	0.00	682.55
MW-25R	732.76	04/28/2022	ND	50.29	0.00	682.47
MW-25R	732.76	05/04/2022	ARP	ARP	ARP	ARP
MW-25R	732.76	05/11/2022	ARP	ARP	ARP	ARP
MW-25R	732.76	05/18/2022	ARP	ARP	ARP	ARP
MW-25R	732.76	05/25/2022	ND	49.34	0.00	683.42
MW-25R	732.76	06/01/2022	ARP	ARP	ARP	ARP
MW-25R	732.76	06/08/2022	ARP	ARP	ARP	ARP
MW-25R	732.76	06/13/2022	ARP	ARP	ARP	ARP
MW-26R						
MW-26	717.71	09/14/2020	31.19	33.25	2.06	685.97
MW-26	717.71	09/18/2020	30.70	34.61	3.91	685.96
MW-26	717.71	09/28/2020	29.56	37.80	8.24	685.95
MW-26	717.71	10/03/2020	29.40	38.75	9.35	685.81
MW-26	717.71	10/19/2020	28.91	39.92	11.01	685.85
MW-26	717.71	10/21/2020	28.91	39.92	11.01	685.85
MW-26	717.71	10/26/2020	28.84	39.89	11.05	685.91
MW-26	717.71	11/09/2020	28.85	40.03	11.18	685.87
MW-26	717.71	11/18/2020	ARP	ARP	ARP	ARP
MW-26	717.71	11/23/2020	42.57	54.00	11.43	672.08
MW-26	717.71	12/07/2020	ARP	ARP	ARP	ARP
MW-26	717.71	12/21/2020	ARP	ARP	ARP	ARP
MW-26	717.71	12/26/2020	ARP	ARP	ARP	ARP
MW-26	717.71	01/10/2021	Dry	Dry	Dry	Dry
MW-26	717.71	01/19/2021	Dry	Dry	Dry	Dry
MW-26	717.71	01/25/2021	Dry	Dry	Dry	Dry
MW-26	717.71	02/01/2021	Dry	Dry	Dry	Dry
MW-26	717.71	02/08/2021	Dry	Dry	Dry	Dry
MW-26	717.71	02/16/2021	NM	NM	NM	NM
MW-26	717.71	02/22/2021	NM	NM	NM	NM
MW-26	717.71	03/04/2021	NM	NM	NM	NM
MW-26	717.71	03/08/2021	NM	NM	NM	NM
MW-26	717.71	03/15/2021	NM	NM	NM	NM
MW-26	717.71	03/22/2021	NM	NM	NM	NM
MW-26	717.71	04/01/2021	NM	NM	NM	NM
MW-26	717.71	04/12/2021	NM	NM	NM	NM
MW-26	717.71	04/19/2021	NM	NM	NM	NM
MW-26	717.71	04/29/2021	NM	NM	NM	NM
MW-26	717.71	05/03/2021	NM	NM	NM	NM
MW-26	717.71	05/10/2021	NM	NM	NM	NM
MW-26	717.71	05/18/2021	NM	NM	NM	NM

Table 3
Summary of Monitoring Well Gauging Data

Colonial Pipeline Company
2020-L1-SR2448
Huntersville, North Carolina

Well ID	Top Of Casing Elevation[1]	Date	Depth to Free Product (ft btoc)	Depth to Groundwater (ft btoc)	Free Product Thickness (ft)	Groundwater Elevation[2] (ft btoc)
MW-26	717.71	05/26/2021	NM	NM	NM	NM
MW-26	717.71	05/31/2021	NM	NM	NM	NM
MW-26	717.71	06/07/2021	NM	NM	NM	NM
MW-26	717.71	06/14/2021	NM	NM	NM	NM
MW-26	717.71	06/21/2021	NM	NM	NM	NM
MW-26	717.71	07/01/2021	NM	NM	NM	NM
MW-26	717.71	07/06/2021	NM	NM	NM	NM
MW-26	717.71	07/14/2021	NM	NM	NM	NM
MW-26	718.71	07/28/2021	NM	NM	NM	NM
MW-26	718.71	08/02/2021	NM	NM	NM	NM
MW-26	718.71	08/16/2021	NM	NM	NM	NM
MW-26	718.71	08/26/2021	NM	NM	NM	NM
MW-26	718.71	08/30/2021	NM	NM	NM	NM
MW-26R	717.71	09/16/2021	35.87	39.43	3.56	680.89
MW-26R	717.71	09/23/2021	36.75	39.33	2.58	680.27
MW-26R	717.71	10/06/2021	ARP	ARP	ARP	ARP
MW-26R	717.71	10/12/2021	ARP	ARP	ARP	ARP
MW-26R	717.71	10/18/2021	ARP	ARP	ARP	ARP
MW-26R	717.71	10/27/2021	38.56	39.52	0.96	678.89
MW-26R	717.71	11/01/2021	ARP	ARP	ARP	ARP
MW-26R	717.71	11/30/2021	41.69	42.76	1.07	675.73
MW-26R	717.71	12/06/2021	ARP	ARP	ARP	ARP
MW-26R	717.71	12/13/2021	ARP	ARP	ARP	ARP
MW-26R	717.71	12/20/2021	ARP	ARP	ARP	ARP
MW-26R	717.71	12/28/2021	41.93	43.63	1.70	675.33
MW-26R	717.71	01/04/2022	ARP	ARP	ARP	ARP
MW-26R	717.71	01/10/2022	ARP	ARP	ARP	ARP
MW-26R	717.71	01/27/2022	42.68	43.93	1.25	674.70
MW-26R	717.71	01/31/2022	ARP	ARP	ARP	ARP
MW-26R	717.71	02/09/2022	ARP	ARP	ARP	ARP
MW-26R	717.71	02/14/2022	ARP	ARP	ARP	ARP
MW-26R	717.71	02/24/2022	42.66	44.41	1.75	674.58
MW-26R	717.71	02/28/2022	ARP	ARP	ARP	ARP
MW-26R	717.71	03/07/2022	ARP	ARP	ARP	ARP
MW-26R	717.71	03/14/2022	ARP	ARP	ARP	ARP
MW-26R	717.71	03/22/2022	ARP	ARP	ARP	ARP
MW-26R	717.71	04/01/2022	42.13	44.59	2.46	674.92
MW-26R	717.71	04/11/2022	ARP	ARP	ARP	ARP
MW-26R	717.71	04/19/2022	ARP	ARP	ARP	ARP
MW-26R	717.71	04/28/2022	32.58	35.41	2.83	684.37
MW-26R	717.71	05/04/2022	ARP	ARP	ARP	ARP
MW-26R	717.71	05/11/2022	ARP	ARP	ARP	ARP
MW-26R	717.71	05/18/2022	ARP	ARP	ARP	ARP
MW-26R	717.71	05/25/2022	43.44	44.42	0.98	674.01
MW-26R	717.71	06/01/2022	ARP	ARP	ARP	ARP

Table 3
Summary of Monitoring Well Gauging Data

Colonial Pipeline Company
2020-L1-SR2448
Huntersville, North Carolina

Well ID	Top Of Casing Elevation[1]	Date	Depth to Free Product (ft btoc)	Depth to Groundwater (ft btoc)	Free Product Thickness (ft)	Groundwater Elevation[2] (ft btoc)
MW-26R	717.71	06/08/2022	ARP	ARP	ARP	ARP
MW-26R	717.71	06/13/2022	ARP	ARP	ARP	ARP
MW-27						
MW-27	716.19	09/14/2020	ND	33.27	0.00	682.92
MW-27	716.19	09/18/2020	ND	33.24	0.00	682.95
MW-27	716.19	09/28/2020	ND	33.18	0.00	683.01
MW-27	716.19	10/03/2020	ND	33.23	0.00	682.96
MW-27	716.19	10/19/2020	ND	33.24	0.00	682.95
MW-27	716.19	10/26/2020	ND	33.23	0.00	682.96
MW-27	716.19	11/09/2020	ND	33.21	0.00	682.98
MW-27	716.19	11/18/2020	ND	33.25	0.00	682.94
MW-27	716.19	11/23/2020	ND	33.19	0.00	683.00
MW-27	716.19	12/07/2020	ND	33.02	0.00	683.17
MW-27	716.19	12/21/2020	ND	33.15	0.00	683.04
MW-27	716.19	12/26/2020	ND	33.14	0.00	683.05
MW-27	716.19	01/10/2021	ND	33.25	0.00	682.94
MW-27	716.19	01/19/2021	ND	33.80	0.00	682.39
MW-27	716.19	01/25/2021	ND	34.01	0.00	682.18
MW-27	716.19	02/01/2021	ND	34.08	0.00	682.11
MW-27	716.19	02/08/2021	ND	34.29	0.00	681.90
MW-27	716.19	02/16/2021	ND	33.92	0.00	682.27
MW-27	716.19	02/22/2021	ND	33.62	0.00	682.57
MW-27	716.19	03/04/2021	ND	33.92	0.00	682.27
MW-27	716.19	03/08/2021	ND	33.53	0.00	682.66
MW-27	716.19	03/15/2021	ND	33.50	0.00	682.69
MW-27	716.19	03/22/2021	ND	33.49	0.00	682.70
MW-27	716.19	04/01/2021	ND	33.24	0.00	682.95
MW-27	716.19	04/12/2021	ND	33.29	0.00	682.90
MW-27	716.19	04/19/2021	ND	33.45	0.00	682.74
MW-27	716.19	04/29/2021	ND	33.43	0.00	682.76
MW-27	716.19	05/03/2021	ND	33.39	0.00	682.80
MW-27	716.19	05/10/2021	ND	32.52	0.00	683.67
MW-27	716.19	05/18/2021	ND	33.50	0.00	682.69
MW-27	716.19	05/26/2021	ND	33.58	0.00	682.61
MW-27	716.19	05/31/2021	ND	33.79	0.00	682.40
MW-27	716.19	06/07/2021	ND	34.00	0.00	682.19
MW-27	716.19	06/14/2021	ND	34.08	0.00	682.11
MW-27	716.19	06/21/2021	ND	34.19	0.00	682.00
MW-27	716.19	07/01/2021	ND	34.35	0.00	681.84
MW-27	716.19	07/06/2021	ND	34.54	0.00	681.65
MW-27	716.19	07/14/2021	ND	34.56	0.00	681.63
MW-27	716.19	07/28/2021	ND	35.06	0.00	681.13
MW-27	716.19	08/02/2021	ND	35.33	0.00	680.86
MW-27	716.19	08/16/2021	ND	35.86	0.00	680.33
MW-27	716.19	08/26/2021	ND	36.30	0.00	679.89

Table 3
Summary of Monitoring Well Gauging Data

Colonial Pipeline Company
2020-L1-SR2448
Huntersville, North Carolina

Well ID	Top Of Casing Elevation[1]	Date	Depth to Free Product (ft btoc)	Depth to Groundwater (ft btoc)	Free Product Thickness (ft)	Groundwater Elevation[2] (ft btoc)
MW-27	716.19	08/30/2021	ND	36.60	0.00	679.59
MW-27	716.19	09/14/2021	ND	37.38	0.00	678.81
MW-27	716.19	09/23/2021	ND	37.69	0.00	678.50
MW-27	716.19	10/06/2021	ND	38.50	0.00	677.69
MW-27	716.19	10/12/2021	ND	38.83	0.00	677.36
MW-27	716.19	10/18/2021	ND	39.09	0.00	677.10
MW-27	716.19	10/27/2021	ND	39.20	0.00	676.99
MW-27	716.19	11/01/2021	ND	39.43	0.00	676.76
MW-27	716.19	11/15/2021	ND	40.56	0.00	675.63
MW-27	716.19	11/22/2021	ND	41.56	0.00	674.63
MW-27	716.19	11/30/2021	ND	41.43	0.00	674.76
MW-27	716.19	12/06/2021	ND	41.74	0.00	674.45
MW-27	716.19	12/13/2021	ND	42.03	0.00	674.16
MW-27	716.19	12/20/2021	ND	42.31	0.00	673.88
MW-27	716.19	12/28/2021	ND	42.01	0.00	674.18
MW-27	716.19	01/04/2022	ND	42.60	0.00	673.59
MW-27	716.19	01/10/2022	ND	42.93	0.00	673.26
MW-27	716.19	01/27/2022	ND	42.64	0.00	673.55
MW-27	716.19	01/31/2022	ND	42.64	0.00	673.55
MW-27	716.19	02/09/2022	ND	42.99	0.00	673.20
MW-27	716.19	02/14/2022	ND	43.28	0.00	672.91
MW-27	716.19	02/24/2022	ND	42.93	0.00	673.26
MW-27	716.19	02/28/2022	ND	43.45	0.00	672.74
MW-27	716.19	03/07/2022	ND	43.60	0.00	672.59
MW-27	716.19	03/14/2022	ND	43.22	0.00	672.97
MW-27	716.19	03/22/2022	ND	43.58	0.00	672.61
MW-27	716.19	04/01/2022	ND	42.94	0.00	673.25
MW-27	716.19	04/11/2022	ND	43.42	0.00	672.77
MW-27	716.19	04/19/2022	ND	43.64	0.00	672.55
MW-27	716.19	04/28/2022	ND	43.25	0.00	672.94
MW-27	716.19	05/04/2022	ND	43.43	0.00	672.76
MW-27	716.19	05/11/2022	ND	43.49	0.00	672.70
MW-27	716.19	05/18/2022	ND	43.70	0.00	672.49
MW-27	716.19	05/25/2022	ND	43.45	0.00	672.74
MW-27	716.19	06/01/2022	ND	43.79	0.00	672.40
MW-27	716.19	06/08/2022	ND	43.87	0.00	672.32
MW-27	716.19	06/13/2022	ND	43.96	0.00	672.23
MW-28						
MW-28	720.45	09/14/2020	ND	29.37	0.00	691.08
MW-28	720.45	09/18/2020	ND	29.34	0.00	691.11
MW-28	720.45	09/28/2020	ND	29.32	0.00	691.13
MW-28	720.45	10/03/2020	ND	29.36	0.00	691.09
MW-28	720.45	10/19/2020	ND	29.33	0.00	691.12
MW-28	720.45	10/26/2020	ND	29.29	0.00	691.16
MW-28	720.45	11/09/2020	ND	29.25	0.00	691.20
MW-28	720.45	11/18/2020	ND	29.22	0.00	691.23

Table 3
Summary of Monitoring Well Gauging Data

Colonial Pipeline Company
2020-L1-SR2448
Huntersville, North Carolina

Well ID	Top Of Casing Elevation[1]	Date	Depth to Free Product (ft btoc)	Depth to Groundwater (ft btoc)	Free Product Thickness (ft)	Groundwater Elevation[2] (ft btoc)
MW-28	720.45	11/23/2020	ND	29.19	0.00	691.26
MW-28	720.45	12/07/2020	ND	29.09	0.00	691.36
MW-28	720.45	12/21/2020	ND	29.03	0.00	691.42
MW-28	720.45	12/26/2020	ND	29.09	0.00	691.36
MW-28	720.45	01/10/2021	ND	29.02	0.00	691.43
MW-28	720.45	01/19/2021	ND	28.90	0.00	691.55
MW-28	720.45	01/25/2021	ND	28.84	0.00	691.61
MW-28	720.45	02/01/2021	ND	28.85	0.00	691.60
MW-28	720.45	02/08/2021	ND	28.91	0.00	691.54
MW-28	720.45	02/16/2021	ND	28.82	0.00	691.63
MW-28	720.45	02/22/2021	ND	28.76	0.00	691.69
MW-28	720.45	03/04/2021	ND	28.66	0.00	691.79
MW-28	720.45	03/08/2021	ND	28.70	0.00	691.75
MW-28	720.45	03/15/2021	ND	28.59	0.00	691.86
MW-28	720.45	03/22/2021	ND	28.51	0.00	691.94
MW-28	720.45	04/01/2021	ND	28.36	0.00	692.09
MW-28	720.45	04/12/2021	ND	28.18	0.00	692.27
MW-28	720.45	04/19/2021	ND	28.08	0.00	692.37
MW-28	720.45	04/29/2021	ND	27.97	0.00	692.48
MW-28	720.45	05/03/2021	ND	27.89	0.00	692.56
MW-28	720.45	05/10/2021	ND	27.87	0.00	692.58
MW-28	720.45	05/18/2021	ND	27.28	0.00	693.17
MW-28	720.45	05/26/2021	ND	27.87	0.00	692.58
MW-28	720.45	05/31/2021	ND	27.97	0.00	692.48
MW-28	720.45	06/07/2021	ND	27.97	0.00	692.48
MW-28	720.45	06/14/2021	ND	27.97	0.00	692.48
MW-28	720.45	06/21/2021	ND	26.07	0.00	694.38
MW-28	720.45	07/01/2021	ND	28.20	0.00	692.25
MW-28	720.45	07/06/2021	ND	28.29	0.00	692.16
MW-28	720.45	07/14/2021	ND	28.46	0.00	691.99
MW-28	720.45	07/28/2021	ND	28.56	0.00	691.89
MW-28	720.45	08/02/2021	ND	28.68	0.00	691.77
MW-28	720.45	08/16/2021	ND	28.89	0.00	691.56
MW-28	720.45	08/26/2021	ND	29.04	0.00	691.41
MW-28	720.45	08/30/2021	ND	29.05	0.00	691.40
MW-28	720.45	09/14/2021	ND	29.34	0.00	691.11
MW-28	720.45	09/23/2021	ND	29.51	0.00	690.94
MW-28	720.45	10/06/2021	ND	29.74	0.00	690.71
MW-28	720.45	10/12/2021	ND	29.88	0.00	690.57
MW-28	720.45	10/18/2021	ND	30.02	0.00	690.43
MW-28	720.45	10/27/2021	ND	30.18	0.00	690.27
MW-28	720.45	11/01/2021	ND	30.29	0.00	690.16
MW-28	720.45	11/15/2021	ND	30.53	0.00	689.92
MW-28	720.45	11/22/2021	ND	30.58	0.00	689.87
MW-28	720.45	11/30/2021	ND	30.74	0.00	689.71

Table 3
Summary of Monitoring Well Gauging Data

Colonial Pipeline Company
2020-L1-SR2448
Huntersville, North Carolina

Well ID	Top Of Casing Elevation[1]	Date	Depth to Free Product (ft btoc)	Depth to Groundwater (ft btoc)	Free Product Thickness (ft)	Groundwater Elevation[2] (ft btoc)
MW-28	720.45	12/06/2021	ND	30.74	0.00	689.71
MW-28	720.45	12/13/2021	ND	30.93	0.00	689.52
MW-28	720.45	12/20/2021	ND	31.02	0.00	689.43
MW-28	720.45	12/28/2021	ND	31.04	0.00	689.41
MW-28	720.45	01/04/2022	ND	31.19	0.00	689.26
MW-28	720.45	01/10/2022	ND	31.30	0.00	689.15
MW-28	720.45	01/27/2022	ND	31.44	0.00	689.01
MW-28	720.45	01/31/2022	ND	31.42	0.00	689.03
MW-28	720.45	02/09/2022	ND	31.49	0.00	688.96
MW-28	720.45	02/14/2022	ND	31.59	0.00	688.86
MW-28	720.45	02/24/2022	ND	31.61	0.00	688.84
MW-28	720.45	02/28/2022	ND	31.67	0.00	688.78
MW-28	720.45	03/07/2022	ND	31.61	0.00	688.84
MW-28	720.45	03/14/2022	ND	31.74	0.00	688.71
MW-28	720.45	03/22/2022	ND	31.68	0.00	688.77
MW-28	720.45	04/01/2022	ND	31.62	0.00	688.83
MW-28	720.45	04/11/2022	ND	31.63	0.00	688.82
MW-28	720.45	04/19/2022	ND	31.61	0.00	688.84
MW-28	720.45	04/28/2022	ND	31.64	0.00	688.81
MW-28	720.45	05/04/2022	ND	31.38	0.00	689.07
MW-28	720.45	05/11/2022	ND	31.68	0.00	688.77
MW-28	720.45	05/18/2022	ND	31.70	0.00	688.75
MW-28	720.45	05/25/2022	ND	31.76	0.00	688.69
MW-28	720.45	06/01/2022	ND	32.16	0.00	688.29
MW-28	720.45	06/08/2022	ND	31.86	0.00	688.59
MW-28	720.45	06/13/2022	ND	31.93	0.00	688.52
MW-29						
MW-29	718.73	09/14/2020	ND	29.71	0.00	689.02
MW-29	718.73	09/18/2020	ND	29.79	0.00	688.94
MW-29	718.73	09/28/2020	ND	29.86	0.00	688.87
MW-29	718.73	10/03/2020	ND	30.00	0.00	688.73
MW-29	718.73	10/19/2020	ND	30.10	0.00	688.63
MW-29	718.73	10/26/2020	ND	30.11	0.00	688.62
MW-29	718.73	11/09/2020	ND	30.07	0.00	688.66
MW-29	718.73	11/18/2020	ND	30.12	0.00	688.61
MW-29	718.73	11/23/2020	ND	30.05	0.00	688.68
MW-29	718.73	12/07/2020	ND	29.85	0.00	688.88
MW-29	718.73	12/21/2020	ND	29.91	0.00	688.82
MW-29	718.73	12/26/2020	ND	29.94	0.00	688.79
MW-29	718.73	01/10/2021	ND	29.87	0.00	688.86
MW-29	718.73	01/19/2021	ND	29.92	0.00	688.81
MW-29	718.73	01/25/2021	ND	29.84	0.00	688.89
MW-29	718.73	02/01/2021	ND	29.81	0.00	688.92
MW-29	718.73	02/08/2021	ND	30.09	0.00	688.64
MW-29	718.73	02/16/2021	ND	29.82	0.00	688.91

Table 3
Summary of Monitoring Well Gauging Data

Colonial Pipeline Company
2020-L1-SR2448
Huntersville, North Carolina

Well ID	Top Of Casing Elevation[1]	Date	Depth to Free Product (ft btoc)	Depth to Groundwater (ft btoc)	Free Product Thickness (ft)	Groundwater Elevation[2] (ft btoc)
MW-29	718.73	02/22/2021	ND	29.68	0.00	689.05
MW-29	718.73	03/04/2021	ND	29.42	0.00	689.31
MW-29	718.73	03/08/2021	ND	29.59	0.00	689.14
MW-29	718.73	03/15/2021	ND	29.49	0.00	689.24
MW-29	718.73	03/22/2021	ND	29.39	0.00	689.34
MW-29	718.73	04/01/2021	ND	29.22	0.00	689.51
MW-29	718.73	04/12/2021	ND	28.98	0.00	689.75
MW-29	718.73	04/19/2021	ND	28.97	0.00	689.76
MW-29	718.73	04/29/2021	ND	28.96	0.00	689.77
MW-29	718.73	05/03/2021	ND	28.94	0.00	689.79
MW-29	718.73	05/10/2021	ND	29.09	0.00	689.64
MW-29	718.73	05/18/2021	ND	29.12	0.00	689.61
MW-29	718.73	05/26/2021	ND	29.14	0.00	689.59
MW-29	718.73	05/31/2021	ND	29.34	0.00	689.39
MW-29	718.73	06/07/2021	ND	29.42	0.00	689.31
MW-29	718.73	06/14/2021	ND	29.51	0.00	689.22
MW-29	718.73	06/21/2021	ND	29.68	0.00	689.05
MW-29	718.73	07/01/2021	ND	29.83	0.00	688.90
MW-29	718.73	07/06/2021	ND	30.11	0.00	688.62
MW-29	718.73	07/14/2021	ND	30.24	0.00	688.49
MW-29	718.73	07/28/2021	ND	30.86	0.00	687.87
MW-29	718.73	08/02/2021	ND	31.23	0.00	687.50
MW-29	718.73	08/16/2021	ND	31.60	0.00	687.13
MW-29	718.73	08/26/2021	ND	31.84	0.00	686.89
MW-29	718.73	08/30/2021	ND	32.09	0.00	686.64
MW-29	718.73	09/14/2021	32.45	32.96	0.51	686.14
MW-29	718.73	09/16/2021	32.06	32.96	0.90	686.43
MW-29	718.73	09/23/2021	33.35	34.37	1.02	685.11
MW-29	718.73	10/06/2021	ARP	ARP	ARP	ARP
MW-29	718.73	10/12/2021	ARP	ARP	ARP	ARP
MW-29	718.73	10/18/2021	ARP	ARP	ARP	ARP
MW-29	718.73	10/27/2021	34.55	35.19	0.64	684.01
MW-29	718.73	11/01/2021	ARP	ARP	ARP	ARP
MW-29	719.59	11/30/2021	35.58	35.85	0.27	683.94
MW-29	719.59	12/06/2021	ARP	ARP	ARP	ARP
MW-29	719.59	12/13/2021	ARP	ARP	ARP	ARP
MW-29	719.59	12/20/2021	ARP	ARP	ARP	ARP
MW-29	719.59	12/28/2021	36.46	36.63	0.17	683.08
MW-29	719.59	01/04/2022	ARP	ARP	ARP	ARP
MW-29	719.59	01/10/2022	ARP	ARP	ARP	ARP
MW-29	719.59	01/27/2022	37.50	38.23	0.73	681.89
MW-29	719.59	01/31/2022	ARP	ARP	ARP	ARP
MW-29	719.59	02/09/2022	ARP	ARP	ARP	ARP
MW-29	719.59	02/14/2022	ARP	ARP	ARP	ARP
MW-29	719.59	02/24/2022	38.92	38.95	0.03	680.66

Table 3
Summary of Monitoring Well Gauging Data

Colonial Pipeline Company
2020-L1-SR2448
Huntersville, North Carolina

Well ID	Top Of Casing Elevation[1]	Date	Depth to Free Product (ft btoc)	Depth to Groundwater (ft btoc)	Free Product Thickness (ft)	Groundwater Elevation[2] (ft btoc)
MW-29	719.59	02/28/2022	ARP	ARP	ARP	ARP
MW-29	719.59	03/07/2022	ARP	ARP	ARP	ARP
MW-29	719.59	03/14/2022	ARP	ARP	ARP	ARP
MW-29	719.59	03/22/2022	ARP	ARP	ARP	ARP
MW-29	719.59	04/01/2022	39.69	39.83	0.14	679.86
MW-29	719.59	04/11/2022	ARP	ARP	ARP	ARP
MW-29	719.59	04/19/2022	ARP	ARP	ARP	ARP
MW-29	719.59	04/28/2022	40.41	40.64	0.23	679.12
MW-29	719.59	05/04/2022	ARP	ARP	ARP	ARP
MW-29	719.59	05/11/2022	ARP	ARP	ARP	ARP
MW-29	719.59	05/18/2022	ARP	ARP	ARP	ARP
MW-29	719.59	05/25/2022	ND	40.75	0.00	678.84
MW-29	719.59	06/01/2022	ARP	ARP	ARP	ARP
MW-29	719.59	06/08/2022	ARP	ARP	ARP	ARP
MW-29	719.59	06/13/2022	ARP	ARP	ARP	ARP
MW-30						
MW-30	715.08	09/14/2020	ND	30.59	0.00	684.49
MW-30	715.08	09/18/2020	ND	30.59	0.00	684.49
MW-30	715.08	09/28/2020	ND	30.50	0.00	684.58
MW-30	715.08	10/03/2020	ND	30.54	0.00	684.54
MW-30	715.08	10/19/2020	ND	30.32	0.00	684.76
MW-30	715.08	10/26/2020	ND	30.21	0.00	684.87
MW-30	715.08	11/09/2020	ND	30.02	0.00	685.06
MW-30	715.08	11/18/2020	ND	29.94	0.00	685.14
MW-30	715.08	11/23/2020	ND	29.89	0.00	685.19
MW-30	715.08	12/07/2020	ND	29.57	0.00	685.51
MW-30	715.08	12/21/2020	ND	29.43	0.00	685.65
MW-30	715.08	12/26/2020	ND	29.42	0.00	685.66
MW-30	715.08	01/10/2021	ND	29.13	0.00	685.95
MW-30	715.08	01/19/2021	ND	29.00	0.00	686.08
MW-30	715.08	01/25/2021	ND	28.83	0.00	686.25
MW-30	715.08	02/01/2021	ND	28.73	0.00	686.35
MW-30	715.08	02/08/2021	ND	28.82	0.00	686.26
MW-30	715.08	02/16/2021	ND	28.54	0.00	686.54
MW-30	715.08	02/22/2021	ND	28.30	0.00	686.78
MW-30	715.08	03/04/2021	ND	28.05	0.00	687.03
MW-30	715.08	03/08/2021	ND	28.18	0.00	686.90
MW-30	715.08	03/15/2021	ND	28.03	0.00	687.05
MW-30	715.08	03/22/2021	ND	27.86	0.00	687.22
MW-30	715.08	04/01/2021	ND	27.62	0.00	687.46
MW-30	715.08	04/12/2021	ND	27.25	0.00	687.83
MW-30	715.08	04/19/2021	ND	27.25	0.00	687.83
MW-30	715.08	04/29/2021	ND	27.22	0.00	687.86
MW-30	715.08	05/03/2021	ND	27.23	0.00	687.85
MW-30	715.08	05/10/2021	ND	27.31	0.00	687.77

Table 3
Summary of Monitoring Well Gauging Data

Colonial Pipeline Company
2020-L1-SR2448
Huntersville, North Carolina

Well ID	Top Of Casing Elevation[1]	Date	Depth to Free Product (ft btoc)	Depth to Groundwater (ft btoc)	Free Product Thickness (ft)	Groundwater Elevation[2] (ft btoc)
MW-30	715.08	05/18/2021	ND	27.53	0.00	687.55
MW-30	715.08	05/26/2021	ND	27.68	0.00	687.40
MW-30	715.08	05/31/2021	ND	27.94	0.00	687.14
MW-30	715.08	06/07/2021	ND	28.04	0.00	687.04
MW-30	715.08	06/14/2021	ND	28.16	0.00	686.92
MW-30	715.08	06/21/2021	ND	28.35	0.00	686.73
MW-30	715.08	07/01/2021	ND	28.57	0.00	686.51
MW-30	715.08	07/06/2021	ND	28.78	0.00	686.30
MW-30	715.08	07/14/2021	ND	28.94	0.00	686.14
MW-30	715.08	07/28/2021	ND	29.25	0.00	685.83
MW-30	715.08	08/02/2021	ND	29.45	0.00	685.63
MW-30	715.08	08/16/2021	ND	29.85	0.00	685.23
MW-30	715.08	08/26/2021	ND	30.11	0.00	684.97
MW-30	715.08	08/30/2021	ND	30.23	0.00	684.85
MW-30	715.08	09/14/2021	ND	30.68	0.00	684.40
MW-30	715.08	09/23/2021	ND	31.04	0.00	684.04
MW-30	715.08	10/06/2021	ND	31.40	0.00	683.68
MW-30	715.08	10/12/2021	ND	31.60	0.00	683.48
MW-30	715.08	10/18/2021	ND	31.84	0.00	683.24
MW-30	715.08	10/27/2021	ND	32.12	0.00	682.96
MW-30	715.08	11/01/2021	ND	32.30	0.00	682.78
MW-30	715.08	11/15/2021	ND	32.70	0.00	682.38
MW-30	715.08	11/22/2021	ND	32.85	0.00	682.23
MW-30	715.08	11/30/2021	ND	32.99	0.00	682.09
MW-30	715.08	12/06/2021	ND	33.15	0.00	681.93
MW-30	715.08	12/13/2021	ND	33.39	0.00	681.69
MW-30	715.08	12/20/2021	ND	33.58	0.00	681.50
MW-30	715.08	12/28/2021	ND	33.71	0.00	681.37
MW-30	715.08	01/04/2022	ND	33.91	0.00	681.17
MW-30	715.08	01/10/2022	ND	34.09	0.00	680.99
MW-30	715.08	01/27/2022	ND	34.34	0.00	680.74
MW-30	715.08	01/31/2022	ND	34.41	0.00	680.67
MW-30	715.08	02/09/2022	ND	34.53	0.00	680.55
MW-30	715.08	02/14/2022	ND	34.60	0.00	680.48
MW-30	715.08	02/24/2022	ND	34.85	0.00	680.23
MW-30	715.08	02/28/2022	ND	34.93	0.00	680.15
MW-30	715.08	03/07/2022	ND	35.10	0.00	679.98
MW-30	715.08	03/14/2022	ND	35.26	0.00	679.82
MW-30	715.08	03/22/2022	ND	35.34	0.00	679.74
MW-30	715.08	04/01/2022	ND	35.45	0.00	679.63
MW-30	715.08	04/11/2022	ND	35.55	0.00	679.53
MW-30	715.08	04/19/2022	ND	35.70	0.00	679.38
MW-30	715.08	04/28/2022	ND	35.81	0.00	679.27
MW-30	715.08	05/04/2022	ND	35.85	0.00	679.23
MW-30	715.08	05/11/2022	ND	35.94	0.00	679.14

Table 3
Summary of Monitoring Well Gauging Data

Colonial Pipeline Company
2020-L1-SR2448
Huntersville, North Carolina

Well ID	Top Of Casing Elevation[1]	Date	Depth to Free Product (ft btoc)	Depth to Groundwater (ft btoc)	Free Product Thickness (ft)	Groundwater Elevation[2] (ft btoc)
MW-30	715.08	05/18/2022	ND	36.07	0.00	679.01
MW-30	715.08	05/25/2022	ND	36.16	0.00	678.92
MW-30	715.08	06/01/2022	ND	36.30	0.00	678.78
MW-30	715.08	06/08/2022	ND	36.38	0.00	678.70
MW-30	715.08	06/13/2022	ND	36.50	0.00	678.58
MW-31						
MW-31	721.45	09/14/2020	ND	26.39	0.00	695.06
MW-31	721.45	09/18/2020	ND	27.69	0.00	693.76
MW-31	721.45	09/28/2020	ND	27.64	0.00	693.81
MW-31	721.45	10/03/2020	ND	27.69	0.00	693.76
MW-31	721.45	10/19/2020	ND	27.62	0.00	693.83
MW-31	721.45	10/21/2020	ND	29.62	0.00	691.83
MW-31	721.45	10/26/2020	ND	27.61	0.00	693.84
MW-31	721.45	11/09/2020	ND	27.61	0.00	693.84
MW-31	721.45	11/18/2020	ND	27.61	0.00	693.84
MW-31	721.45	11/23/2020	ND	27.56	0.00	693.89
MW-31	721.45	12/07/2020	ND	27.49	0.00	693.96
MW-31	721.45	12/21/2020	ND	27.53	0.00	693.92
MW-31	721.45	12/26/2020	ND	27.61	0.00	693.84
MW-31	721.45	01/10/2021	ND	27.58	0.00	693.87
MW-31	721.45	01/19/2021	ND	27.54	0.00	693.91
MW-31	721.45	01/25/2021	ND	27.40	0.00	694.05
MW-31	721.45	02/01/2021	ND	27.43	0.00	694.02
MW-31	721.45	02/08/2021	ND	27.52	0.00	693.93
MW-31	721.45	02/16/2021	ND	27.44	0.00	694.01
MW-31	721.45	02/22/2021	ND	27.34	0.00	694.11
MW-31	721.45	03/04/2021	ND	27.28	0.00	694.17
MW-31	721.45	03/08/2021	ND	27.34	0.00	694.11
MW-31	721.45	03/15/2021	ND	27.28	0.00	694.17
MW-31	721.45	03/22/2021	ND	27.24	0.00	694.21
MW-31	721.45	04/01/2021	ND	27.11	0.00	694.34
MW-31	721.45	04/12/2021	ND	26.97	0.00	694.48
MW-31	721.45	04/19/2021	ND	27.91	0.00	693.54
MW-31	721.45	04/29/2021	ND	26.85	0.00	694.60
MW-31	721.45	05/03/2021	ND	26.84	0.00	694.61
MW-31	721.45	05/10/2021	ND	26.83	0.00	694.62
MW-31	721.45	05/18/2021	ND	26.88	0.00	694.57
MW-31	721.45	05/26/2021	ND	26.85	0.00	694.60
MW-31	721.45	05/31/2021	ND	26.94	0.00	694.51
MW-31	721.45	06/07/2021	ND	26.90	0.00	694.55
MW-31	721.45	06/14/2021	ND	26.92	0.00	694.53
MW-31	721.45	06/21/2021	ND	26.95	0.00	694.50
MW-31	721.45	07/01/2021	ND	26.98	0.00	694.47
MW-31	721.45	07/06/2021	ND	27.06	0.00	694.39
MW-31	721.45	07/14/2021	ND	27.16	0.00	694.29

Table 3
Summary of Monitoring Well Gauging Data

Colonial Pipeline Company
2020-L1-SR2448
Huntersville, North Carolina

Well ID	Top Of Casing Elevation[1]	Date	Depth to Free Product (ft btoc)	Depth to Groundwater (ft btoc)	Free Product Thickness (ft)	Groundwater Elevation[2] (ft btoc)
MW-31	721.45	07/28/2021	ND	27.09	0.00	694.36
MW-31	721.45	08/02/2021	ND	27.17	0.00	694.28
MW-31	721.45	08/16/2021	ND	27.24	0.00	694.21
MW-31	721.45	08/26/2021	ND	27.11	0.00	694.34
MW-31	721.45	08/30/2021	ND	27.15	0.00	694.30
MW-31	721.45	09/14/2021	ND	27.39	0.00	694.06
MW-31	721.45	09/23/2021	ND	27.58	0.00	693.87
MW-31	721.45	10/06/2021	ND	27.69	0.00	693.76
MW-31	721.45	10/12/2021	ND	27.81	0.00	693.64
MW-31	721.45	10/18/2021	ND	27.93	0.00	693.52
MW-31	721.45	10/27/2021	ND	28.08	0.00	693.37
MW-31	721.45	11/01/2021	ND	28.18	0.00	693.27
MW-31	721.45	11/15/2021	ND	28.41	0.00	693.04
MW-31	721.45	11/22/2021	ND	28.42	0.00	693.03
MW-31	721.45	11/30/2021	ND	28.59	0.00	692.86
MW-31	721.45	12/06/2021	ND	28.65	0.00	692.80
MW-31	721.45	12/13/2021	ND	28.85	0.00	692.60
MW-31	721.45	12/20/2021	ND	28.97	0.00	692.48
MW-31	721.45	12/28/2021	ND	29.03	0.00	692.42
MW-31	721.45	01/04/2022	ND	29.23	0.00	692.22
MW-31	721.45	01/10/2022	ND	29.28	0.00	692.17
MW-31	721.45	01/27/2022	ND	29.37	0.00	692.08
MW-31	721.45	01/31/2022	ND	29.42	0.00	692.03
MW-31	721.45	02/09/2022	ND	29.38	0.00	692.07
MW-31	721.45	02/14/2022	ND	29.49	0.00	691.96
MW-31	721.45	02/24/2022	ND	29.56	0.00	691.89
MW-31	721.45	02/28/2022	ND	29.66	0.00	691.79
MW-31	721.45	03/07/2022	ND	29.55	0.00	691.90
MW-31	721.45	03/14/2022	ND	29.68	0.00	691.77
MW-31	721.45	03/22/2022	ND	29.60	0.00	691.85
MW-31	721.45	04/01/2022	ND	29.60	0.00	691.85
MW-31	721.45	04/11/2022	ND	29.68	0.00	691.77
MW-31	721.45	04/19/2022	ND	29.78	0.00	691.67
MW-31	721.45	04/28/2022	ND	29.75	0.00	691.70
MW-31	721.45	05/04/2022	ND	29.76	0.00	691.69
MW-31	721.45	05/11/2022	ND	29.81	0.00	691.64
MW-31	721.45	05/18/2022	ND	29.86	0.00	691.59
MW-31	721.45	05/25/2022	ND	29.91	0.00	691.54
MW-31	721.45	06/01/2022	ND	29.96	0.00	691.49
MW-31	721.45	06/08/2022	ND	30.03	0.00	691.42
MW-31	721.45	06/13/2022	ND	30.05	0.00	691.40
MW-32						
MW-32	691.78	09/14/2020	ND	16.19	0.00	675.59
MW-32	691.78	09/18/2020	ND	16.06	0.00	675.72
MW-32	691.78	09/28/2020	ND	15.63	0.00	676.15
MW-32	691.78	10/03/2020	ND	15.73	0.00	676.05

Table 3
Summary of Monitoring Well Gauging Data

Colonial Pipeline Company
2020-L1-SR2448
Huntersville, North Carolina

Well ID	Top Of Casing Elevation[1]	Date	Depth to Free Product (ft btoc)	Depth to Groundwater (ft btoc)	Free Product Thickness (ft)	Groundwater Elevation[2] (ft btoc)
MW-32	691.78	10/19/2020	ND	15.09	0.00	676.69
MW-32	691.78	10/26/2020	ND	14.98	0.00	676.80
MW-32	691.78	11/09/2020	ND	14.57	0.00	677.21
MW-32	691.78	11/18/2020	ND	14.38	0.00	677.40
MW-32	691.78	11/23/2020	ND	14.11	0.00	677.67
MW-32	691.78	12/07/2020	ND	13.60	0.00	678.18
MW-32	691.78	12/21/2020	ND	13.31	0.00	678.47
MW-32	691.78	12/26/2020	ND	13.47	0.00	678.31
MW-32	691.78	01/10/2021	ND	13.21	0.00	678.57
MW-32	691.78	01/19/2021	ND	13.16	0.00	678.62
MW-32	691.78	01/25/2021	ND	12.82	0.00	678.96
MW-32	691.78	02/01/2021	ND	12.35	0.00	679.43
MW-32	691.78	02/08/2021	ND	12.72	0.00	679.06
MW-32	691.78	02/16/2021	ND	11.97	0.00	679.81
MW-32	691.78	02/22/2021	ND	11.70	0.00	680.08
MW-32	691.78	03/04/2021	ND	11.47	0.00	680.31
MW-32	691.78	03/08/2021	ND	11.84	0.00	679.94
MW-32	691.78	03/15/2021	ND	11.67	0.00	680.11
MW-32	691.78	03/22/2021	ND	11.22	0.00	680.56
MW-32	691.78	04/01/2021	ND	10.69	0.00	681.09
MW-32	691.78	04/12/2021	ND	10.61	0.00	681.17
MW-32	691.78	04/19/2021	ND	10.83	0.00	680.95
MW-32	691.78	04/29/2021	ND	11.14	0.00	680.64
MW-32	691.78	05/03/2021	ND	11.30	0.00	680.48
MW-32	691.78	05/10/2021	ND	11.65	0.00	680.13
MW-32	691.78	05/18/2021	ND	12.14	0.00	679.64
MW-32	691.78	05/26/2021	ND	12.59	0.00	679.19
MW-32	691.78	05/31/2021	ND	13.08	0.00	678.70
MW-32	691.78	06/07/2021	ND	13.29	0.00	678.49
MW-32	691.78	06/14/2021	ND	13.14	0.00	678.64
MW-32	691.78	06/21/2021	ND	13.45	0.00	678.33
MW-32	691.78	07/01/2021	ND	13.70	0.00	678.08
MW-32	691.78	07/06/2021	ND	14.03	0.00	677.75
MW-32	691.78	07/14/2021	ND	14.30	0.00	677.48
MW-32	691.78	07/28/2021	ND	14.22	0.00	677.56
MW-32	691.78	08/02/2021	ND	14.56	0.00	677.22
MW-32	691.78	08/16/2021	ND	15.14	0.00	676.64
MW-32	691.78	08/26/2021	ND	15.34	0.00	676.44
MW-32	691.78	08/30/2021	ND	15.46	0.00	676.32
MW-32	691.78	09/14/2021	ND	16.21	0.00	675.57
MW-32	691.78	09/23/2021	ND	16.50	0.00	675.28
MW-32	691.78	10/06/2021	ND	17.02	0.00	674.76
MW-32	691.78	10/12/2021	ND	17.10	0.00	674.68
MW-32	691.78	10/18/2021	ND	17.42	0.00	674.36
MW-32	691.78	10/27/2021	ND	17.70	0.00	674.08

Table 3
Summary of Monitoring Well Gauging Data

Colonial Pipeline Company
2020-L1-SR2448
Huntersville, North Carolina

Well ID	Top Of Casing Elevation[1]	Date	Depth to Free Product (ft btoc)	Depth to Groundwater (ft btoc)	Free Product Thickness (ft)	Groundwater Elevation[2] (ft btoc)
MW-32	691.78	11/01/2021	ND	17.82	0.00	673.96
MW-32	691.78	11/15/2021	ND	18.04	0.00	673.74
MW-32	691.78	11/22/2021	ND	17.94	0.00	673.84
MW-32	691.78	11/30/2021	ND	18.09	0.00	673.69
MW-32	691.78	12/06/2021	ND	18.07	0.00	673.71
MW-32	691.78	12/13/2021	ND	18.23	0.00	673.55
MW-32	691.78	12/20/2021	ND	18.39	0.00	673.39
MW-32	691.78	12/28/2021	ND	18.35	0.00	673.43
MW-32	691.78	01/04/2022	ND	18.44	0.00	673.34
MW-32	691.78	01/10/2022	ND	18.33	0.00	673.45
MW-32	691.78	01/27/2022	ND	18.16	0.00	673.62
MW-32	691.78	01/31/2022	ND	18.11	0.00	673.67
MW-32	691.78	02/09/2022	ND	17.90	0.00	673.88
MW-32	691.78	02/14/2022	ND	18.00	0.00	673.78
MW-32	691.78	02/24/2022	ND	18.04	0.00	673.74
MW-32	691.78	02/28/2022	ND	18.02	0.00	673.76
MW-32	691.78	03/07/2022	ND	17.92	0.00	673.86
MW-32	691.78	03/14/2022	ND	17.88	0.00	673.90
MW-32	691.78	03/22/2022	ND	17.60	0.00	674.18
MW-32	691.78	04/01/2022	ND	17.63	0.00	674.15
MW-32	691.78	04/11/2022	ND	17.53	0.00	674.25
MW-32	691.78	04/19/2022	ND	17.57	0.00	674.21
MW-32	691.78	04/28/2022	ND	17.58	0.00	674.20
MW-32	691.78	05/04/2022	ND	17.80	0.00	673.98
MW-32	691.78	05/11/2022	ND	18.15	0.00	673.63
MW-32	691.78	05/18/2022	ND	18.45	0.00	673.33
MW-32	691.78	05/25/2022	ND	18.72	0.00	673.06
MW-32	691.78	06/01/2022	ND	18.91	0.00	672.87
MW-32	691.78	06/08/2022	ND	19.19	0.00	672.59
MW-32	691.78	06/13/2022	ND	19.43	0.00	672.35
MW-33						
MW-33	686.70	09/14/2020	ND	13.20	0.00	673.50
MW-33	686.70	09/18/2020	ND	13.03	0.00	673.67
MW-33	686.70	09/28/2020	ND	12.63	0.00	674.07
MW-33	686.70	10/03/2020	ND	12.76	0.00	673.94
MW-33	686.70	10/19/2020	ND	12.12	0.00	674.58
MW-33	686.70	10/26/2020	ND	12.03	0.00	674.67
MW-33	686.70	11/09/2020	ND	11.58	0.00	675.12
MW-33	686.70	11/18/2020	ND	11.30	0.00	675.40
MW-33	686.70	11/23/2020	ND	11.13	0.00	675.57
MW-33	686.70	12/07/2020	ND	10.53	0.00	676.17
MW-33	686.70	12/21/2020	ND	10.18	0.00	676.52
MW-33	686.70	12/26/2020	ND	10.23	0.00	676.47
MW-33	686.70	01/10/2021	ND	9.99	0.00	676.71
MW-33	686.70	01/19/2021	ND	10.02	0.00	676.68

Table 3
Summary of Monitoring Well Gauging Data

Colonial Pipeline Company
2020-L1-SR2448
Huntersville, North Carolina

Well ID	Top Of Casing Elevation[1]	Date	Depth to Free Product (ft btoc)	Depth to Groundwater (ft btoc)	Free Product Thickness (ft)	Groundwater Elevation[2] (ft btoc)
MW-33	686.70	01/25/2021	ND	9.77	0.00	676.93
MW-33	686.70	02/01/2021	ND	9.15	0.00	677.55
MW-33	686.70	02/08/2021	ND	9.49	0.00	677.21
MW-33	686.70	02/16/2021	ND	8.61	0.00	678.09
MW-33	686.70	02/22/2021	ND	8.36	0.00	678.34
MW-33	686.70	03/04/2021	ND	8.19	0.00	678.51
MW-33	686.70	03/08/2021	ND	8.65	0.00	678.05
MW-33	686.70	03/15/2021	ND	8.62	0.00	678.08
MW-33	686.70	03/22/2021	ND	8.00	0.00	678.70
MW-33	686.70	04/01/2021	ND	7.40	0.00	679.30
MW-33	686.70	04/12/2021	ND	7.66	0.00	679.04
MW-33	686.70	04/19/2021	ND	8.03	0.00	678.67
MW-33	686.70	04/29/2021	ND	8.42	0.00	678.28
MW-33	686.70	05/03/2021	ND	8.61	0.00	678.09
MW-33	686.70	05/10/2021	ND	8.98	0.00	677.72
MW-33	686.70	05/18/2021	ND	9.45	0.00	677.25
MW-33	686.70	05/26/2021	ND	10.04	0.00	676.66
MW-33	686.70	05/31/2021	ND	10.53	0.00	676.17
MW-33	686.70	06/07/2021	ND	10.66	0.00	676.04
MW-33	686.70	06/14/2021	ND	10.51	0.00	676.19
MW-33	686.70	06/21/2021	ND	10.80	0.00	675.90
MW-33	686.70	07/01/2021	ND	11.15	0.00	675.55
MW-33	686.70	07/06/2021	ND	11.51	0.00	675.19
MW-33	686.70	07/14/2021	ND	11.90	0.00	674.80
MW-33	686.70	07/28/2021	ND	11.62	0.00	675.08
MW-33	686.70	08/02/2021	ND	12.03	0.00	674.67
MW-33	686.70	08/16/2021	ND	12.59	0.00	674.11
MW-33	686.70	08/26/2021	ND	12.78	0.00	673.92
MW-33	686.70	08/30/2021	ND	13.03	0.00	673.67
MW-33	686.70	09/14/2021	ND	14.06	0.00	672.64
MW-33	686.70	09/23/2021	ND	13.98	0.00	672.72
MW-33	686.70	10/06/2021	ND	14.64	0.00	672.06
MW-33	686.70	10/12/2021	ND	14.55	0.00	672.15
MW-33	686.70	10/18/2021	ND	14.92	0.00	671.78
MW-33	686.70	10/27/2021	ND	15.19	0.00	671.51
MW-33	686.70	11/01/2021	ND	15.21	0.00	671.49
MW-33	686.70	11/15/2021	ND	15.27	0.00	671.43
MW-33	686.70	11/22/2021	ND	15.14	0.00	671.56
MW-33	686.70	11/30/2021	ND	15.26	0.00	671.44
MW-33	686.70	12/06/2021	ND	15.23	0.00	671.47
MW-33	686.70	12/13/2021	ND	15.36	0.00	671.34
MW-33	686.70	12/20/2021	ND	15.48	0.00	671.22
MW-33	686.70	12/28/2021	ND	15.40	0.00	671.30
MW-33	686.70	01/04/2022	ND	15.37	0.00	671.33
MW-33	686.70	01/10/2022	ND	15.27	0.00	671.43

Table 3
Summary of Monitoring Well Gauging Data

Colonial Pipeline Company
2020-L1-SR2448
Huntersville, North Carolina

Well ID	Top Of Casing Elevation[1]	Date	Depth to Free Product (ft btoc)	Depth to Groundwater (ft btoc)	Free Product Thickness (ft)	Groundwater Elevation[2] (ft btoc)
MW-33	686.70	01/27/2022	ND	15.02	0.00	671.68
MW-33	686.70	01/31/2022	ND	14.97	0.00	671.73
MW-33	686.70	02/09/2022	ND	14.73	0.00	671.97
MW-33	686.70	02/14/2022	ND	14.90	0.00	671.80
MW-33	686.70	02/24/2022	ND	14.90	0.00	671.80
MW-33	686.70	02/28/2022	ND	14.85	0.00	671.85
MW-33	686.70	03/07/2022	ND	14.76	0.00	671.94
MW-33	686.70	03/14/2022	ND	14.40	0.00	672.30
MW-33	686.70	03/22/2022	ND	14.76	0.00	671.94
MW-33	686.70	04/01/2022	ND	14.30	0.00	672.40
MW-33	686.70	04/11/2022	ND	14.19	0.00	672.51
MW-33	686.70	04/19/2022	ND	17.07	0.00	669.63
MW-33	686.70	04/28/2022	ND	14.30	0.00	672.40
MW-33	686.70	05/04/2022	ND	14.55	0.00	672.15
MW-33	686.70	05/11/2022	ND	14.98	0.00	671.72
MW-33	686.70	05/18/2022	ND	15.32	0.00	671.38
MW-33	686.70	05/25/2022	ND	15.63	0.00	671.07
MW-33	686.70	06/01/2022	ND	15.91	0.00	670.79
MW-33	686.70	06/08/2022	ND	16.29	0.00	670.41
MW-33	686.70	06/13/2022	ND	16.70	0.00	670.00
MW-34						
MW-34	683.89	09/14/2020	ND	10.89	0.00	673.00
MW-34	683.89	09/18/2020	ND	10.60	0.00	673.29
MW-34	683.89	09/28/2020	ND	10.25	0.00	673.64
MW-34	683.89	10/03/2020	ND	10.47	0.00	673.42
MW-34	683.89	10/19/2020	ND	9.77	0.00	674.12
MW-34	683.89	10/21/2020	ND	11.77	0.00	672.12
MW-34	683.89	10/26/2020	ND	9.70	0.00	674.19
MW-34	683.89	11/09/2020	ND	9.18	0.00	674.71
MW-34	683.89	11/18/2020	ND	8.93	0.00	674.96
MW-34	683.89	11/23/2020	ND	8.75	0.00	675.14
MW-34	683.89	12/07/2020	ND	8.10	0.00	675.79
MW-34	683.89	12/21/2020	ND	7.74	0.00	676.15
MW-34	683.89	12/26/2020	ND	7.80	0.00	676.09
MW-34	683.89	01/10/2021	ND	7.61	0.00	676.28
MW-34	683.89	01/19/2021	ND	7.69	0.00	676.20
MW-34	683.89	01/25/2021	ND	7.44	0.00	676.45
MW-34	683.89	02/01/2021	ND	6.71	0.00	677.18
MW-34	683.89	02/08/2021	ND	7.06	0.00	676.83
MW-34	683.89	02/16/2021	ND	6.17	0.00	677.72
MW-34	683.89	02/22/2021	ND	5.95	0.00	677.94
MW-34	683.89	03/04/2021	ND	5.85	0.00	678.04
MW-34	683.89	03/08/2021	ND	6.32	0.00	677.57
MW-34	683.89	03/15/2021	ND	6.32	0.00	677.57
MW-34	683.89	03/22/2021	ND	5.63	0.00	678.26

Table 3
Summary of Monitoring Well Gauging Data

Colonial Pipeline Company
2020-L1-SR2448
Huntersville, North Carolina

Well ID	Top Of Casing Elevation[1]	Date	Depth to Free Product (ft btoc)	Depth to Groundwater (ft btoc)	Free Product Thickness (ft)	Groundwater Elevation[2] (ft btoc)
MW-34	683.89	04/01/2021	ND	5.04	0.00	678.85
MW-34	683.89	04/12/2021	ND	5.39	0.00	678.50
MW-34	683.89	04/19/2021	ND	5.75	0.00	678.14
MW-34	683.89	04/29/2021	ND	6.20	0.00	677.69
MW-34	683.89	05/03/2021	ND	6.34	0.00	677.55
MW-34	683.89	05/10/2021	ND	6.77	0.00	677.12
MW-34	683.89	05/18/2021	ND	7.24	0.00	676.65
MW-34	683.89	05/26/2021	ND	7.88	0.00	676.01
MW-34	683.89	05/31/2021	ND	8.31	0.00	675.58
MW-34	683.89	06/07/2021	ND	8.46	0.00	675.43
MW-34	683.89	06/14/2021	ND	8.24	0.00	675.65
MW-34	683.89	06/21/2021	ND	8.53	0.00	675.36
MW-34	683.89	07/01/2021	ND	8.96	0.00	674.93
MW-34	683.89	07/06/2021	ND	9.27	0.00	674.62
MW-34	683.89	07/14/2021	ND	9.82	0.00	674.07
MW-34	683.89	07/28/2021	ND	9.37	0.00	674.52
MW-34	683.89	08/02/2021	ND	9.87	0.00	674.02
MW-34	683.89	08/16/2021	ND	10.34	0.00	673.55
MW-34	683.89	08/26/2021	ND	10.55	0.00	673.34
MW-34	683.89	08/30/2021	ND	10.91	0.00	672.98
MW-34	683.89	09/14/2021	ND	11.97	0.00	671.92
MW-34	683.89	09/23/2021	ND	11.70	0.00	672.19
MW-34	683.89	10/06/2021	ND	12.41	0.00	671.48
MW-34	683.89	10/12/2021	ND	12.23	0.00	671.66
MW-34	683.89	10/18/2021	ND	12.65	0.00	671.24
MW-34	683.89	10/27/2021	ND	12.88	0.00	671.01
MW-34	683.89	11/01/2021	ND	12.87	0.00	671.02
MW-34	683.89	11/15/2021	ND	12.93	0.00	670.96
MW-34	683.89	11/22/2021	ND	13.73	0.00	670.16
MW-34	683.89	11/30/2021	ND	12.90	0.00	670.99
MW-34	683.89	12/06/2021	ND	12.84	0.00	671.05
MW-34	683.89	12/13/2021	ND	12.96	0.00	670.93
MW-34	683.89	12/20/2021	ND	13.09	0.00	670.80
MW-34	683.89	12/28/2021	ND	13.02	0.00	670.87
MW-34	683.89	01/04/2022	ND	12.79	0.00	671.10
MW-34	683.89	01/10/2022	ND	12.80	0.00	671.09
MW-34	683.89	01/27/2022	ND	12.53	0.00	671.36
MW-34	683.89	01/31/2022	ND	12.25	0.00	671.64
MW-34	683.89	02/09/2022	ND	12.14	0.00	671.75
MW-34	683.89	02/14/2022	ND	12.41	0.00	671.48
MW-34	683.89	02/24/2022	ND	12.40	0.00	671.49
MW-34	683.89	02/28/2022	ND	12.22	0.00	671.67
MW-34	683.89	03/07/2022	ND	12.25	0.00	671.64
MW-34	683.89	03/14/2022	ND	11.64	0.00	672.25
MW-34	683.89	03/22/2022	ND	11.66	0.00	672.23

Table 3
Summary of Monitoring Well Gauging Data

Colonial Pipeline Company
2020-L1-SR2448
Huntersville, North Carolina

Well ID	Top Of Casing Elevation[1]	Date	Depth to Free Product (ft btoc)	Depth to Groundwater (ft btoc)	Free Product Thickness (ft)	Groundwater Elevation[2] (ft btoc)
MW-34	683.89	04/01/2022	ND	11.74	0.00	672.15
MW-34	683.89	04/11/2022	ND	11.61	0.00	672.28
MW-34	683.89	04/19/2022	ND	11.08	0.00	672.81
MW-34	683.89	04/28/2022	ND	11.83	0.00	672.06
MW-34	683.89	05/04/2022	ND	12.11	0.00	671.78
MW-34	683.89	05/11/2022	ND	12.62	0.00	671.27
MW-34	683.89	05/18/2022	ND	12.92	0.00	670.97
MW-34	683.89	05/25/2022	ND	13.25	0.00	670.64
MW-34	683.89	06/01/2022	ND	13.60	0.00	670.29
MW-34	683.89	06/08/2022	ND	14.02	0.00	669.87
MW-34	683.89	06/13/2022	ND	14.40	0.00	669.49
MW-35						
MW-35	707.14	09/14/2020	ND	26.78	0.00	680.36
MW-35	707.14	09/18/2020	ND	26.78	0.00	680.36
MW-35	707.14	09/28/2020	ND	26.52	0.00	680.62
MW-35	707.14	10/03/2020	ND	26.48	0.00	680.66
MW-35	707.14	10/19/2020	ND	25.90	0.00	681.24
MW-35	707.14	10/26/2020	ND	25.76	0.00	681.38
MW-35	707.14	11/09/2020	ND	25.48	0.00	681.66
MW-35	707.14	11/18/2020	ND	25.11	0.00	682.03
MW-35	707.14	11/23/2020	ND	25.00	0.00	682.14
MW-35	707.14	12/07/2020	ND	24.62	0.00	682.52
MW-35	707.14	12/21/2020	ND	24.35	0.00	682.79
MW-35	707.14	12/26/2020	ND	24.15	0.00	682.99
MW-35	707.14	01/10/2021	ND	23.81	0.00	683.33
MW-35	707.14	01/19/2021	ND	23.70	0.00	683.44
MW-35	707.14	01/25/2021	ND	23.54	0.00	683.60
MW-35	707.14	02/01/2021	ND	23.32	0.00	683.82
MW-35	707.14	02/08/2021	ND	23.25	0.00	683.89
MW-35	707.14	02/16/2021	ND	22.71	0.00	684.43
MW-35	707.14	02/22/2021	ND	22.16	0.00	684.98
MW-35	707.14	03/04/2021	ND	21.80	0.00	685.34
MW-35	707.14	03/08/2021	ND	21.96	0.00	685.18
MW-35	707.14	03/15/2021	ND	21.98	0.00	685.16
MW-35	707.14	03/22/2021	ND	21.55	0.00	685.59
MW-35	707.14	04/01/2021	ND	20.83	0.00	686.31
MW-35	707.14	04/12/2021	ND	20.75	0.00	686.39
MW-35	707.14	04/19/2021	ND	21.08	0.00	686.06
MW-35	707.14	04/29/2021	ND	21.53	0.00	685.61
MW-35	707.14	05/03/2021	ND	21.68	0.00	685.46
MW-35	707.14	05/10/2021	ND	22.05	0.00	685.09
MW-35	707.14	05/18/2021	ND	22.42	0.00	684.72
MW-35	707.14	05/26/2021	ND	22.79	0.00	684.35
MW-35	707.14	05/31/2021	ND	23.13	0.00	684.01
MW-35	707.14	06/07/2021	ND	23.43	0.00	683.71

Table 3
Summary of Monitoring Well Gauging Data

Colonial Pipeline Company
2020-L1-SR2448
Huntersville, North Carolina

Well ID	Top Of Casing Elevation[1]	Date	Depth to Free Product (ft btoc)	Depth to Groundwater (ft btoc)	Free Product Thickness (ft)	Groundwater Elevation[2] (ft btoc)
MW-35	707.14	06/14/2021	ND	23.64	0.00	683.50
MW-35	707.14	06/21/2021	ND	23.95	0.00	683.19
MW-35	707.14	07/01/2021	ND	24.30	0.00	682.84
MW-35	707.14	07/06/2021	ND	24.51	0.00	682.63
MW-35	707.14	07/14/2021	ND	24.76	0.00	682.38
MW-35	707.14	07/28/2021	ND	25.09	0.00	682.05
MW-35	707.14	08/02/2021	ND	25.34	0.00	681.80
MW-35	707.14	08/16/2021	ND	25.96	0.00	681.18
MW-35	707.14	08/26/2021	ND	26.30	0.00	680.84
MW-35	707.14	08/30/2021	ND	26.48	0.00	680.66
MW-35	707.14	09/14/2021	ND	27.19	0.00	679.95
MW-35	707.14	09/23/2021	ND	27.62	0.00	679.52
MW-35	707.14	10/06/2021	ND	28.14	0.00	679.00
MW-35	707.14	10/12/2021	ND	28.41	0.00	678.73
MW-35	707.14	10/18/2021	ND	28.71	0.00	678.43
MW-35	707.14	10/27/2021	ND	29.03	0.00	678.11
MW-35	707.14	11/01/2021	ND	29.21	0.00	677.93
MW-35	707.14	11/15/2021	ND	29.75	0.00	677.39
MW-35	707.14	11/22/2021	ND	29.95	0.00	677.19
MW-35	707.14	11/30/2021	ND	30.11	0.00	677.03
MW-35	707.14	12/06/2021	ND	30.22	0.00	676.92
MW-35	707.14	12/13/2021	ND	30.41	0.00	676.73
MW-35	707.14	12/20/2021	ND	30.58	0.00	676.56
MW-35	707.14	12/28/2021	ND	30.58	0.00	676.56
MW-35	707.14	01/04/2022	ND	30.74	0.00	676.40
MW-35	707.14	01/10/2022	ND	30.85	0.00	676.29
MW-35	707.14	01/27/2022	ND	30.72	0.00	676.42
MW-35	707.14	01/31/2022	ND	30.68	0.00	676.46
MW-35	707.14	02/09/2022	ND	30.77	0.00	676.37
MW-35	707.14	02/14/2022	ND	30.86	0.00	676.28
MW-35	707.14	02/24/2022	ND	30.93	0.00	676.21
MW-35	707.14	02/28/2022	ND	31.05	0.00	676.09
MW-35	707.14	03/07/2022	ND	31.19	0.00	675.95
MW-35	707.14	03/14/2022	ND	31.09	0.00	676.05
MW-35	707.14	03/22/2022	ND	31.03	0.00	676.11
MW-35	707.14	04/01/2022	ND	31.04	0.00	676.10
MW-35	707.14	04/11/2022	ND	31.20	0.00	675.94
MW-35	707.14	04/19/2022	ND	31.29	0.00	675.85
MW-35	707.14	04/28/2022	ND	31.24	0.00	675.90
MW-35	707.14	05/04/2022	ND	31.32	0.00	675.82
MW-35	707.14	05/11/2022	ND	31.44	0.00	675.70
MW-35	707.14	05/18/2022	ND	31.61	0.00	675.53
MW-35	707.14	05/25/2022	ND	31.71	0.00	675.43
MW-35	707.14	06/01/2022	ND	31.90	0.00	675.24

Table 3
Summary of Monitoring Well Gauging Data

Colonial Pipeline Company
2020-L1-SR2448
Huntersville, North Carolina

Well ID	Top Of Casing Elevation[1]	Date	Depth to Free Product (ft btoc)	Depth to Groundwater (ft btoc)	Free Product Thickness (ft)	Groundwater Elevation[2] (ft btoc)
MW-35	707.14	06/08/2022	ND	32.07	0.00	675.07
MW-35	707.14	06/13/2022	ND	32.24	0.00	674.90
MW-36						
MW-36	710.54	09/14/2020	ND	28.62	0.00	681.92
MW-36	710.54	09/18/2020	ND	28.61	0.00	681.93
MW-36	710.54	09/28/2020	ND	28.35	0.00	682.19
MW-36	710.54	10/03/2020	ND	28.31	0.00	682.23
MW-36	710.54	10/19/2020	ND	27.73	0.00	682.81
MW-36	710.54	10/26/2020	ND	27.64	0.00	682.90
MW-36	710.54	11/09/2020	ND	27.44	0.00	683.10
MW-36	710.54	11/18/2020	ND	27.05	0.00	683.49
MW-36	710.54	11/23/2020	ND	26.92	0.00	683.62
MW-36	710.54	12/07/2020	ND	26.57	0.00	683.97
MW-36	710.54	12/21/2020	ND	26.29	0.00	684.25
MW-36	710.54	12/26/2020	ND	26.13	0.00	684.41
MW-36	710.54	01/10/2021	ND	25.82	0.00	684.72
MW-36	710.54	01/19/2021	ND	25.68	0.00	684.86
MW-36	710.54	01/25/2021	ND	25.56	0.00	684.98
MW-36	710.54	02/01/2021	ND	25.31	0.00	685.23
MW-36	710.54	02/08/2021	ND	25.21	0.00	685.33
MW-36	710.54	02/16/2021	ND	24.60	0.00	685.94
MW-36	710.54	02/22/2021	ND	23.99	0.00	686.55
MW-36	710.54	03/04/2021	ND	23.70	0.00	686.84
MW-36	710.54	03/08/2021	ND	23.93	0.00	686.61
MW-36	710.54	03/11/2021	ND	23.94	0.00	686.60
MW-36	710.54	03/15/2021	ND	23.99	0.00	686.55
MW-36	710.54	03/22/2021	ND	23.46	0.00	687.08
MW-36	710.54	04/01/2021	ND	22.66	0.00	687.88
MW-36	710.54	04/12/2021	ND	22.85	0.00	687.69
MW-36	710.54	04/19/2021	ND	23.27	0.00	687.27
MW-36	710.54	04/29/2021	ND	23.87	0.00	686.67
MW-36	710.54	05/03/2021	ND	24.04	0.00	686.50
MW-36	710.54	05/10/2021	ND	24.45	0.00	686.09
MW-36	710.54	05/18/2021	ND	24.81	0.00	685.73
MW-36	710.54	05/26/2021	ND	25.09	0.00	685.45
MW-36	710.54	05/31/2021	ND	25.45	0.00	685.09
MW-36	710.54	06/07/2021	ND	25.75	0.00	684.79
MW-36	710.54	06/14/2021	ND	25.97	0.00	684.57
MW-36	710.54	06/21/2021	ND	26.29	0.00	684.25
MW-36	710.54	07/01/2021	ND	26.58	0.00	683.96
MW-36	710.54	07/06/2021	ND	26.79	0.00	683.75
MW-36	710.54	07/14/2021	ND	27.00	0.00	683.54
MW-36	710.54	07/28/2021	ND	21.79	0.00	688.75
MW-36	710.54	08/02/2021	ND	27.72	0.00	682.82
MW-36	710.54	08/16/2021	ND	28.35	0.00	682.19

Table 3
Summary of Monitoring Well Gauging Data

Colonial Pipeline Company
2020-L1-SR2448
Huntersville, North Carolina

Well ID	Top Of Casing Elevation[1]	Date	Depth to Free Product (ft btoc)	Depth to Groundwater (ft btoc)	Free Product Thickness (ft)	Groundwater Elevation[2] (ft btoc)
MW-36	710.54	08/26/2021	ND	28.69	0.00	681.85
MW-36	710.54	08/30/2021	ND	28.94	0.00	681.60
MW-36	710.54	09/14/2021	ND	29.69	0.00	680.85
MW-36	710.54	09/23/2021	ND	30.04	0.00	680.50
MW-36	710.54	10/06/2021	ND	30.72	0.00	679.82
MW-36	710.54	10/12/2021	ND	31.04	0.00	679.50
MW-36	710.54	10/18/2021	ND	31.35	0.00	679.19
MW-36	710.54	10/27/2021	ND	31.55	0.00	678.99
MW-36	710.54	11/01/2021	ND	31.75	0.00	678.79
MW-36	710.54	11/15/2021	ND	32.54	0.00	678.00
MW-36	710.54	11/22/2021	ND	32.77	0.00	677.77
MW-36	710.54	11/30/2021	ND	33.05	0.00	677.49
MW-36	710.39	12/06/2021	ND	32.99	0.00	677.40
MW-36	710.39	12/13/2021	ND	33.28	0.00	677.11
MW-36	710.39	12/20/2021	ND	33.38	0.00	677.01
MW-36	710.39	12/28/2021	ND	33.14	0.00	677.25
MW-36	710.39	01/04/2022	ND	33.50	0.00	676.89
MW-36	710.39	01/10/2022	ND	33.65	0.00	676.74
MW-36	710.39	01/27/2022	ND	33.29	0.00	677.10
MW-36	710.39	01/31/2022	ND	33.20	0.00	677.19
MW-36	710.39	02/09/2022	ND	33.47	0.00	676.92
MW-36	710.39	02/14/2022	ND	33.65	0.00	676.74
MW-36	710.39	02/24/2022	ND	33.65	0.00	676.74
MW-36	710.39	02/28/2022	ND	34.00	0.00	676.39
MW-36	710.39	03/07/2022	ND	34.27	0.00	676.12
MW-36	710.39	03/14/2022	ND	33.89	0.00	676.50
MW-36	710.39	03/22/2022	ND	34.20	0.00	676.19
MW-36	710.39	04/01/2022	ND	33.94	0.00	676.45
MW-36	710.39	04/11/2022	ND	34.47	0.00	675.92
MW-36	710.39	04/19/2022	ND	34.37	0.00	676.02
MW-36	710.39	04/28/2022	ND	34.26	0.00	676.13
MW-36	710.39	05/04/2022	ND	34.51	0.00	675.88
MW-36	710.39	05/11/2022	ND	34.63	0.00	675.76
MW-36	710.39	05/18/2022	ND	34.74	0.00	675.65
MW-36	710.39	05/25/2022	ND	34.75	0.00	675.64
MW-36	710.39	06/01/2022	ND	35.03	0.00	675.36
MW-36	710.39	06/08/2022	ND	35.15	0.00	675.24
MW-36	710.39	06/13/2022	ND	35.29	0.00	675.10
MW-37R						
MW-37	714.94	09/14/2020	ND	26.90	0.00	688.04
MW-37	714.94	09/18/2020	ND	26.92	0.00	688.02
MW-37	714.94	09/28/2020	ND	26.99	0.00	687.95
MW-37	714.94	10/03/2020	ND	27.14	0.00	687.80
MW-37	714.94	10/19/2020	ND	27.18	0.00	687.76
MW-37	714.94	10/26/2020	ND	27.21	0.00	687.73

Table 3
Summary of Monitoring Well Gauging Data

Colonial Pipeline Company
2020-L1-SR2448
Huntersville, North Carolina

Well ID	Top Of Casing Elevation[1]	Date	Depth to Free Product (ft btoc)	Depth to Groundwater (ft btoc)	Free Product Thickness (ft)	Groundwater Elevation[2] (ft btoc)
MW-37	714.94	11/09/2020	ND	27.16	0.00	687.78
MW-37	714.94	11/18/2020	ND	27.18	0.00	687.76
MW-37	714.94	11/23/2020	ND	27.12	0.00	687.82
MW-37	714.94	12/07/2020	ND	26.90	0.00	688.04
MW-37	714.94	12/21/2020	ND	26.85	0.00	688.09
MW-37	714.94	12/26/2020	ND	26.89	0.00	688.05
MW-37	714.94	01/10/2021	ND	26.69	0.00	688.25
MW-37	714.94	01/19/2021	ND	26.61	0.00	688.33
MW-37	714.94	01/25/2021	26.38	26.60	0.22	688.50
MW-37	714.94	02/01/2021	26.08	26.99	0.91	688.62
MW-37	714.94	02/08/2021	25.74	28.73	2.99	688.40
MW-37	714.94	02/16/2021	24.25	31.24	6.99	688.82
MW-37	710.54	02/22/2021	ND	26.35	0.00	684.19
MW-37	710.54	03/04/2021	ARP	ARP	ARP	ARP
MW-37	710.54	03/08/2021	ARP	ARP	ARP	ARP
MW-37	710.54	03/15/2021	ARP	ARP	ARP	ARP
MW-37	710.54	03/22/2021	ARP	ARP	ARP	ARP
MW-37	710.54	04/01/2021	24.38	25.77	1.39	685.79
MW-37	714.37	04/12/2021	ARP	ARP	ARP	ARP
MW-37	714.37	04/19/2021	ARP	ARP	ARP	ARP
MW-37	714.37	04/29/2021	24.44	25.77	1.33	689.57
MW-37	714.37	05/03/2021	ARP	ARP	ARP	ARP
MW-37	714.37	05/10/2021	ARP	ARP	ARP	ARP
MW-37	714.37	05/18/2021	ARP	ARP	ARP	ARP
MW-37	714.37	05/26/2021	25.14	26.43	1.29	688.88
MW-37	714.37	05/31/2021	ARP	ARP	ARP	ARP
MW-37	714.37	06/07/2021	ARP	ARP	ARP	ARP
MW-37	714.37	06/14/2021	ARP	ARP	ARP	ARP
MW-37	714.37	06/21/2021	ARP	ARP	ARP	ARP
MW-37	714.37	07/01/2021	25.99	27.81	1.82	687.89
MW-37	714.37	07/06/2021	ARP	ARP	ARP	ARP
MW-37	714.37	07/14/2021	26.39	28.16	1.77	687.51
MW-37	714.37	07/28/2021	26.84	28.87	2.03	686.99
MW-37	714.37	08/16/2021	ARP	ARP	ARP	ARP
MW-37	714.37	08/26/2021	28.27	30.45	2.18	685.52
MW-37	714.37	08/30/2021	ARP	ARP	ARP	ARP
MW-37	714.37	09/16/2021	28.87	32.57	3.70	684.51
MW-37R	712.94	09/23/2021	28.62	31.40	2.78	683.58
MW-37R	712.94	10/06/2021	ARP	ARP	ARP	ARP
MW-37R	712.94	10/12/2021	ARP	ARP	ARP	ARP
MW-37R	712.94	10/18/2021	ARP	ARP	ARP	ARP
MW-37R	712.94	10/27/2021	30.82	33.28	2.46	681.46
MW-37R	712.94	11/01/2021	ARP	ARP	ARP	ARP
MW-37R	712.94	11/30/2021	32.56	34.37	1.81	679.90
MW-37R	712.94	12/06/2021	ARP	ARP	ARP	ARP

Table 3
Summary of Monitoring Well Gauging Data

Colonial Pipeline Company
2020-L1-SR2448
Huntersville, North Carolina

Well ID	Top Of Casing Elevation[1]	Date	Depth to Free Product (ft btoc)	Depth to Groundwater (ft btoc)	Free Product Thickness (ft)	Groundwater Elevation[2] (ft btoc)
MW-37R	712.94	12/13/2021	ARP	ARP	ARP	ARP
MW-37R	712.94	12/20/2021	ARP	ARP	ARP	ARP
MW-37R	712.94	12/28/2021	33.31	35.05	1.74	679.16
MW-37R	712.94	01/04/2022	ARP	ARP	ARP	ARP
MW-37R	712.94	01/10/2022	ARP	ARP	ARP	ARP
MW-37R	712.94	01/27/2022	34.68	36.14	1.46	677.87
MW-37R	712.94	01/31/2022	ARP	ARP	ARP	ARP
MW-37R	712.94	02/09/2022	ARP	ARP	ARP	ARP
MW-37R	712.94	02/14/2022	ARP	ARP	ARP	ARP
MW-37R	712.94	02/24/2022	34.38	35.67	1.29	678.21
MW-37R	712.94	02/28/2022	ARP	ARP	ARP	ARP
MW-37R	712.94	03/07/2022	ARP	ARP	ARP	ARP
MW-37R	712.94	03/14/2022	ARP	ARP	ARP	ARP
MW-37R	712.94	03/22/2022	ARP	ARP	ARP	ARP
MW-37R	712.94	04/01/2022	35.14	35.79	0.65	677.63
MW-37R	712.94	04/11/2022	ARP	ARP	ARP	ARP
MW-37R	712.94	04/19/2022	ARP	ARP	ARP	ARP
MW-37R	712.94	04/28/2022	35.86	36.23	0.37	676.98
MW-37R	712.94	05/04/2022	ARP	ARP	ARP	ARP
MW-37R	712.94	05/11/2022	ARP	ARP	ARP	ARP
MW-37R	712.94	05/18/2022	ARP	ARP	ARP	ARP
MW-37R	712.94	05/25/2022	36.28	36.72	0.44	676.54
MW-37R	712.94	06/01/2022	ARP	ARP	ARP	ARP
MW-37R	712.94	06/08/2022	ARP	ARP	ARP	ARP
MW-37R	712.94	06/13/2022	ARP	ARP	ARP	ARP
MW-38						
MW-38	726.74	09/14/2020	ND	37.56	0.00	689.18
MW-38	726.74	09/18/2020	ND	37.66	0.00	689.08
MW-38	726.74	09/28/2020	ND	37.45	0.00	689.29
MW-38	726.74	10/03/2020	ND	37.55	0.00	689.19
MW-38	726.74	10/19/2020	ND	37.65	0.00	689.09
MW-38	726.74	10/26/2020	ND	37.71	0.00	689.03
MW-38	726.74	11/09/2020	ND	37.80	0.00	688.94
MW-38	726.74	11/18/2020	ND	37.90	0.00	688.84
MW-38	726.74	11/23/2020	ND	37.91	0.00	688.83
MW-38	726.74	12/07/2020	ND	37.87	0.00	688.87
MW-38	726.74	12/21/2020	ND	38.18	0.00	688.56
MW-38	726.74	12/26/2020	ND	38.23	0.00	688.51
MW-38	726.74	01/10/2021	ND	38.54	0.00	688.20
MW-38	726.74	01/19/2021	ND	39.13	0.00	687.61
MW-38	726.74	01/25/2021	ND	39.23	0.00	687.51
MW-38	726.74	02/01/2021	ND	39.28	0.00	687.46
MW-38	726.74	02/08/2021	ND	39.65	0.00	687.09
MW-38	726.74	02/16/2021	ND	39.38	0.00	687.36
MW-38	726.74	02/22/2021	ND	39.31	0.00	687.43

Table 3
Summary of Monitoring Well Gauging Data

Colonial Pipeline Company
2020-L1-SR2448
Huntersville, North Carolina

Well ID	Top Of Casing Elevation[1]	Date	Depth to Free Product (ft btoc)	Depth to Groundwater (ft btoc)	Free Product Thickness (ft)	Groundwater Elevation[2] (ft btoc)
MW-38	726.74	03/04/2021	ND	39.06	0.00	687.68
MW-38	726.74	03/08/2021	ND	39.23	0.00	687.51
MW-38	726.74	03/15/2021	ND	39.27	0.00	687.47
MW-38	726.74	03/22/2021	ND	39.21	0.00	687.53
MW-38	726.74	04/01/2021	ND	39.08	0.00	687.66
MW-38	726.74	04/12/2021	ND	39.10	0.00	687.64
MW-38	726.74	04/19/2021	ND	39.11	0.00	687.63
MW-38	726.74	04/29/2021	ND	39.01	0.00	687.73
MW-38	726.74	05/03/2021	ND	39.16	0.00	687.58
MW-38	726.74	05/10/2021	ND	39.07	0.00	687.67
MW-38	726.74	05/18/2021	ND	39.40	0.00	687.34
MW-38	726.74	05/26/2021	ND	39.11	0.00	687.63
MW-38	726.74	05/31/2021	ND	39.40	0.00	687.34
MW-38	726.74	06/07/2021	ND	39.53	0.00	687.21
MW-38	726.74	06/14/2021	ND	39.69	0.00	687.05
MW-38	726.74	06/21/2021	ND	39.75	0.00	686.99
MW-38	726.74	07/01/2021	ND	39.49	0.00	687.25
MW-38	726.74	07/06/2021	ND	39.82	0.00	686.92
MW-38	726.74	07/14/2021	ND	39.95	0.00	686.79
MW-38	726.74	07/28/2021	ND	40.37	0.00	686.37
MW-38	726.74	08/02/2021	ND	41.05	0.00	685.69
MW-38	726.74	08/16/2021	ND	41.30	0.00	685.44
MW-38	726.74	08/26/2021	ND	40.93	0.00	685.81
MW-38	726.74	08/30/2021	ND	41.66	0.00	685.08
MW-38	726.74	09/14/2021	42.01	42.38	0.37	684.63
MW-38	726.74	09/16/2021	41.49	41.96	0.47	685.12
MW-38	726.74	09/23/2021	41.53	42.61	1.08	684.92
MW-38	726.74	10/06/2021	ARP	ARP	ARP	ARP
MW-38	726.74	10/12/2021	ARP	ARP	ARP	ARP
MW-38	726.74	10/18/2021	ARP	ARP	ARP	ARP
MW-38	726.74	10/27/2021	43.05	44.83	1.78	683.21
MW-38	726.74	11/01/2021	ARP	ARP	ARP	ARP
MW-38	727.79	11/30/2021	43.86	56.15	12.29	680.64
MW-38	727.79	12/06/2021	ARP	ARP	ARP	ARP
MW-38	727.79	12/13/2021	ARP	ARP	ARP	ARP
MW-38	727.79	12/20/2021	ARP	ARP	ARP	ARP
MW-38	727.79	12/28/2021	44.33	45.54	1.21	683.13
MW-38	727.79	01/04/2022	ARP	ARP	ARP	ARP
MW-38	727.79	01/10/2022	ARP	ARP	ARP	ARP
MW-38	727.79	01/27/2022	44.63	45.35	0.72	682.96
MW-38	727.79	01/31/2022	ARP	ARP	ARP	ARP
MW-38	727.79	02/09/2022	ARP	ARP	ARP	ARP
MW-38	727.79	02/14/2022	ARP	ARP	ARP	ARP
MW-38	727.79	02/24/2022	Dry	Dry	Dry	Dry
MW-38	727.79	02/28/2022	ARP	ARP	ARP	ARP

Table 3
Summary of Monitoring Well Gauging Data

Colonial Pipeline Company
2020-L1-SR2448
Huntersville, North Carolina

Well ID	Top Of Casing Elevation[1]	Date	Depth to Free Product (ft btoc)	Depth to Groundwater (ft btoc)	Free Product Thickness (ft)	Groundwater Elevation[2] (ft btoc)
MW-38	727.79	03/07/2022	ARP	ARP	ARP	ARP
MW-38	727.79	03/14/2022	ARP	ARP	ARP	ARP
MW-38	727.79	03/22/2022	ARP	ARP	ARP	ARP
MW-38	727.79	04/01/2022	Dry	Dry	Dry	Dry
MW-38	727.79	04/11/2022	ARP	ARP	ARP	ARP
MW-38	727.79	04/19/2022	ARP	ARP	ARP	ARP
MW-38	727.79	04/28/2022	Dry	Dry	Dry	Dry
MW-38	727.79	05/04/2022	ARP	ARP	ARP	ARP
MW-38	727.79	05/11/2022	ARP	ARP	ARP	ARP
MW-38	727.79	05/18/2022	ARP	ARP	ARP	ARP
MW-38	727.79	05/25/2022	Dry	Dry	Dry	Dry
MW-38	727.79	06/01/2022	ARP	ARP	ARP	ARP
MW-38	727.79	06/08/2022	ARP	ARP	ARP	ARP
MW-38	727.79	06/13/2022	ARP	ARP	ARP	ARP
MW-39						
MW-39	738.13	09/14/2020	ND	41.90	0.00	696.23
MW-39	738.13	09/18/2020	ND	38.31	0.00	699.82
MW-39	738.13	09/28/2020	ND	38.33	0.00	699.80
MW-39	738.13	10/03/2020	ND	38.58	0.00	699.55
MW-39	738.13	10/19/2020	38.51	39.71	1.20	699.30
MW-39	738.13	11/09/2020	38.48	39.04	0.56	699.50
MW-39	738.13	11/18/2020	ARP	ARP	ARP	ARP
MW-39	738.13	11/23/2020	37.85	38.95	1.10	699.98
MW-39	738.13	12/07/2020	ARP	ARP	ARP	ARP
MW-39	738.13	12/21/2020	ARP	ARP	ARP	ARP
MW-39	738.13	12/26/2020	30.20	30.31	0.11	707.90
MW-39	738.13	01/10/2021	ARP	ARP	ARP	ARP
MW-39	738.13	01/19/2021	ARP	ARP	ARP	ARP
MW-39	738.13	01/25/2021	ARP	ARP	ARP	ARP
MW-39	738.13	02/01/2021	39.66	39.95	0.29	698.39
MW-39	738.13	02/08/2021	ARP	ARP	ARP	ARP
MW-39	738.13	02/16/2021	ARP	ARP	ARP	ARP
MW-39	738.13	02/22/2021	ARP	ARP	ARP	ARP
MW-39	738.13	03/04/2021	ND	40.02	0.00	698.11
MW-39	738.13	03/08/2021	ARP	ARP	ARP	ARP
MW-39	738.13	03/15/2021	ARP	ARP	ARP	ARP
MW-39	738.13	03/22/2021	ARP	ARP	ARP	ARP
MW-39	733.86	04/01/2021	40.24	40.97	0.73	693.42
MW-39	733.86	04/12/2021	ARP	ARP	ARP	ARP
MW-39	733.86	04/19/2021	ARP	ARP	ARP	ARP
MW-39	733.86	04/29/2021	40.15	40.18	0.03	693.70
MW-39	733.86	05/03/2021	ARP	ARP	ARP	ARP
MW-39	733.86	05/10/2021	ARP	ARP	ARP	ARP
MW-39	733.86	05/18/2021	ARP	ARP	ARP	ARP
MW-39	733.86	05/26/2021	40.79	40.82	0.03	693.06

Table 3
Summary of Monitoring Well Gauging Data

Colonial Pipeline Company
2020-L1-SR2448
Huntersville, North Carolina

Well ID	Top Of Casing Elevation[1]	Date	Depth to Free Product (ft btoc)	Depth to Groundwater (ft btoc)	Free Product Thickness (ft)	Groundwater Elevation[2] (ft btoc)
MW-39	733.86	05/31/2021	ARP	ARP	ARP	ARP
MW-39	733.86	06/07/2021	ARP	ARP	ARP	ARP
MW-39	733.86	06/14/2021	ARP	ARP	ARP	ARP
MW-39	733.86	06/21/2021	ARP	ARP	ARP	ARP
MW-39	733.86	07/01/2021	41.60	42.15	0.55	692.11
MW-39	733.86	07/06/2021	ARP	ARP	ARP	ARP
MW-39	733.86	07/14/2021	41.95	42.81	0.86	691.68
MW-39	733.86	07/28/2021	42.15	42.50	0.35	691.62
MW-39	733.86	08/16/2021	ARP	ARP	ARP	ARP
MW-39	733.86	08/26/2021	42.88	43.20	0.32	690.89
MW-39	733.86	08/30/2021	ARP	ARP	ARP	ARP
MW-39	733.86	09/16/2021	43.33	43.77	0.44	690.41
MW-39	733.86	09/23/2021	43.39	43.87	0.48	690.34
MW-39	733.86	10/06/2021	ARP	ARP	ARP	ARP
MW-39	733.86	10/12/2021	ARP	ARP	ARP	ARP
MW-39	733.86	10/18/2021	ARP	ARP	ARP	ARP
MW-39	733.86	10/27/2021	44.25	44.63	0.38	689.51
MW-39	733.86	11/01/2021	ARP	ARP	ARP	ARP
MW-39	733.86	11/30/2021	44.91	45.24	0.33	688.86
MW-39	733.86	12/06/2021	ARP	ARP	ARP	ARP
MW-39	733.86	12/13/2021	ARP	ARP	ARP	ARP
MW-39	733.86	12/20/2021	ARP	ARP	ARP	ARP
MW-39	733.86	12/28/2021	45.36	45.96	0.60	688.34
MW-39	733.86	01/04/2022	ARP	ARP	ARP	ARP
MW-39	733.86	01/10/2022	ARP	ARP	ARP	ARP
MW-39	733.86	01/27/2022	45.60	46.02	0.42	688.15
MW-39	733.86	01/31/2022	ARP	ARP	ARP	ARP
MW-39	733.86	02/09/2022	ARP	ARP	ARP	ARP
MW-39	733.86	02/14/2022	ARP	ARP	ARP	ARP
MW-39	733.86	02/24/2022	46.53	46.87	0.34	687.24
MW-39	733.86	02/28/2022	ARP	ARP	ARP	ARP
MW-39	733.86	03/07/2022	ARP	ARP	ARP	ARP
MW-39	733.86	03/14/2022	ARP	ARP	ARP	ARP
MW-39	733.86	03/22/2022	ARP	ARP	ARP	ARP
MW-39	733.86	04/01/2022	46.64	47.38	0.74	687.02
MW-39	733.86	04/11/2022	ARP	ARP	ARP	ARP
MW-39	733.86	04/19/2022	ARP	ARP	ARP	ARP
MW-39	733.86	04/28/2022	46.85	47.49	0.64	686.84
MW-39	733.86	05/04/2022	ARP	ARP	ARP	ARP
MW-39	733.86	05/11/2022	ARP	ARP	ARP	ARP
MW-39	733.86	05/18/2022	ARP	ARP	ARP	ARP
MW-39	733.86	05/25/2022	47.05	47.54	0.49	686.68
MW-39	733.86	06/01/2022	ARP	ARP	ARP	ARP
MW-39	733.86	06/08/2022	ARP	ARP	ARP	ARP
MW-39	733.86	06/13/2022	ARP	ARP	ARP	ARP

Table 3
Summary of Monitoring Well Gauging Data

Colonial Pipeline Company
2020-L1-SR2448
Huntersville, North Carolina

Well ID	Top Of Casing Elevation[1]	Date	Depth to Free Product (ft btoc)	Depth to Groundwater (ft btoc)	Free Product Thickness (ft)	Groundwater Elevation[2] (ft btoc)
MW-40						
MW-40	728.92	09/14/2020	ND	33.25	0.00	695.67
MW-40	728.92	09/18/2020	ND	33.21	0.00	695.71
MW-40	728.92	09/28/2020	ND	33.15	0.00	695.77
MW-40	728.92	10/03/2020	ND	33.22	0.00	695.70
MW-40	728.92	10/19/2020	ND	33.27	0.00	695.65
MW-40	728.92	10/26/2020	ND	33.32	0.00	695.60
MW-40	728.92	10/28/2020	ND	35.32	0.00	693.60
MW-40	728.92	11/09/2020	ND	33.47	0.00	695.45
MW-40	728.92	11/18/2020	Dry	Dry	Dry	Dry
MW-40	728.92	11/23/2020	ND	34.57	0.00	694.35
MW-40	728.92	12/07/2020	ND	33.56	0.00	695.36
MW-40	728.92	12/21/2020	33.70	33.73	0.03	695.21
MW-40	728.92	12/26/2020	ND	33.85	0.00	695.07
MW-40	728.92	01/10/2021	ND	33.95	0.00	694.97
MW-40	728.92	01/19/2021	33.73	34.36	0.63	695.02
MW-40	728.92	01/25/2021	33.61	34.59	0.98	695.05
MW-40	728.92	02/01/2021	33.48	34.99	1.51	695.04
MW-40	728.92	02/08/2021	33.64	35.78	2.14	694.71
MW-40	728.92	02/16/2021	33.27	36.12	2.85	694.89
MW-40	728.92	02/22/2021	32.90	37.31	4.41	694.84
MW-40	728.92	03/04/2021	32.26	39.39	7.13	694.75
MW-40	728.92	03/08/2021	32.45	39.64	7.19	694.55
MW-40	728.92	03/11/2021	33.51	39.18	5.67	693.89
MW-40	728.92	03/15/2021	32.43	39.48	7.05	694.60
MW-40	728.92	03/22/2021	32.39	39.42	7.03	694.65
MW-40	728.92	04/01/2021	32.37	39.43	7.06	694.66
MW-40	728.92	04/12/2021	32.12	38.05	5.93	695.21
MW-40	728.92	04/19/2021	32.04	38.90	6.86	695.04
MW-40	728.92	04/29/2021	32.47	37.64	5.17	695.07
MW-40	728.92	05/03/2021	32.52	37.45	4.93	695.08
MW-40	728.92	05/10/2021	33.31	38.25	4.94	694.29
MW-40	728.92	05/18/2021	34.95	37.32	2.37	693.34
MW-40	728.92	05/26/2021	33.59	35.98	2.39	694.69
MW-40	728.92	05/31/2021	35.38	36.37	0.99	693.28
MW-40	728.92	06/07/2021	35.72	36.48	0.76	693.00
MW-40	728.92	06/14/2021	35.76	36.20	0.44	693.04
MW-40	728.92	06/21/2021	33.89	35.23	1.34	694.67
MW-40	728.92	07/01/2021	34.31	35.30	0.99	694.35
MW-40	728.92	07/06/2021	36.24	36.85	0.61	692.52
MW-40	728.92	07/14/2021	34.42	35.84	1.42	694.12
MW-40	728.92	07/28/2021	34.54	35.76	1.22	694.05
MW-40	728.92	08/02/2021	36.50	36.51	0.01	692.42
MW-40	728.92	08/16/2021	36.40	36.53	0.13	692.49
MW-40	728.92	08/26/2021	35.09	36.10	1.01	693.56

Table 3
Summary of Monitoring Well Gauging Data

Colonial Pipeline Company
2020-L1-SR2448
Huntersville, North Carolina

Well ID	Top Of Casing Elevation[1]	Date	Depth to Free Product (ft btoc)	Depth to Groundwater (ft btoc)	Free Product Thickness (ft)	Groundwater Elevation[2] (ft btoc)
MW-40	728.92	08/30/2021	36.53	36.65	0.12	692.36
MW-40	728.92	09/14/2021	36.70	36.85	0.15	692.18
MW-40	728.92	09/16/2021	35.37	36.36	0.99	693.29
MW-40	728.92	09/23/2021	35.44	36.35	0.91	693.24
MW-40	728.92	10/06/2021	36.93	37.11	0.18	691.94
MW-40	728.92	10/12/2021	36.96	37.23	0.27	691.89
MW-40	728.92	10/18/2021	NM	NM	NM	NM
MW-40	728.92	10/27/2021	36.13	36.31	0.18	692.74
MW-40	728.92	11/01/2021	37.17	37.47	0.30	691.67
MW-40	728.92	11/15/2021	37.29	37.94	0.65	691.46
MW-40	728.92	11/22/2021	37.24	38.14	0.90	691.44
MW-40	728.92	11/30/2021	36.41	37.25	0.84	692.29
MW-40	728.92	12/06/2021	37.28	37.90	0.62	691.47
MW-40	728.92	12/13/2021	37.34	38.55	1.21	691.26
MW-40	728.92	12/20/2021	37.50	38.53	1.03	691.14
MW-40	728.92	12/28/2021	36.60	38.40	1.80	691.84
MW-40	728.92	01/04/2022	37.78	38.86	1.08	690.85
MW-40	728.92	01/10/2022	37.81	38.88	1.07	690.82
MW-40	728.92	01/27/2022	36.93	38.85	1.92	691.48
MW-40	728.92	01/31/2022	37.39	39.04	1.65	691.09
MW-40	728.92	02/09/2022	37.52	39.04	1.52	690.99
MW-40	728.92	02/14/2022	ND	39.04	0.00	689.88
MW-40	728.92	02/24/2022	37.16	39.00	1.84	691.27
MW-40	728.92	02/28/2022	38.11	39.11	1.00	690.54
MW-40	728.92	03/07/2022	38.23	38.84	0.61	690.53
MW-40	728.92	03/14/2022	38.37	38.87	0.50	690.42
MW-40	728.92	03/22/2022	38.42	38.80	0.38	690.40
MW-40	728.92	04/01/2022	37.99	38.20	0.21	690.87
MW-40	728.92	04/11/2022	38.15	38.33	0.18	690.72
MW-40	728.92	04/19/2022	38.56	38.78	0.22	690.30
MW-40	728.92	04/28/2022	38.40	38.54	0.14	690.48
MW-40	728.92	05/04/2022	38.42	38.55	0.13	690.47
MW-40	728.92	05/11/2022	38.63	38.89	0.26	690.22
MW-40	728.92	05/18/2022	38.64	38.81	0.17	690.23
MW-40	728.92	05/25/2022	38.51	38.67	0.16	690.37
MW-40	728.92	06/01/2022	38.91	39.34	0.43	689.89
MW-40	728.92	06/08/2022	38.96	39.35	0.39	689.86
MW-40	728.92	06/14/2022	38.69	38.78	0.09	690.21
MW-41R						
MW-41	745.92	09/14/2020	ND	53.40	0.00	692.52
MW-41	745.92	09/18/2020	ND	53.40	0.00	692.52
MW-41	745.92	09/28/2020	ND	53.36	0.00	692.56
MW-41	745.92	10/03/2020	ND	53.49	0.00	692.43
MW-41	745.92	10/19/2020	ND	53.51	0.00	692.41
MW-41	745.92	10/26/2020	ND	53.49	0.00	692.43

Table 3
Summary of Monitoring Well Gauging Data

Colonial Pipeline Company
2020-L1-SR2448
Huntersville, North Carolina

Well ID	Top Of Casing Elevation[1]	Date	Depth to Free Product (ft btoc)	Depth to Groundwater (ft btoc)	Free Product Thickness (ft)	Groundwater Elevation[2] (ft btoc)
MW-41	745.92	11/09/2020	ND	53.53	0.00	692.39
MW-41	745.92	11/18/2020	ND	53.63	0.00	692.29
MW-41	745.92	11/23/2020	ND	53.60	0.00	692.32
MW-41	745.92	12/07/2020	ND	53.54	0.00	692.38
MW-41	745.92	12/21/2020	ND	53.82	0.00	692.10
MW-41	745.92	12/26/2020	ND	53.77	0.00	692.15
MW-41	745.92	01/10/2021	ND	54.28	0.00	691.64
MW-41	745.92	01/19/2021	ND	54.35	0.00	691.57
MW-41	745.92	01/25/2021	ND	54.28	0.00	691.64
MW-41	745.92	02/01/2021	ND	54.22	0.00	691.70
MW-41	745.92	02/08/2021	ND	54.64	0.00	691.28
MW-41	745.92	02/16/2021	ND	54.20	0.00	691.72
MW-41	745.92	02/22/2021	ND	54.11	0.00	691.81
MW-41	745.92	03/04/2021	ND	54.09	0.00	691.83
MW-41	745.92	03/08/2021	ND	54.32	0.00	691.60
MW-41	745.92	03/15/2021	ND	54.50	0.00	691.42
MW-41	745.92	03/22/2021	ND	54.41	0.00	691.51
MW-41	745.92	04/01/2021	ND	54.34	0.00	691.58
MW-41	745.92	04/12/2021	ND	54.51	0.00	691.41
MW-41	745.92	04/19/2021	ND	54.55	0.00	691.37
MW-41	745.92	04/29/2021	ND	54.34	0.00	691.58
MW-41	745.92	05/03/2021	ND	54.40	0.00	691.52
MW-41	745.92	05/10/2021	ND	54.50	0.00	691.42
MW-41	745.92	05/18/2021	ND	54.52	0.00	691.40
MW-41	745.92	05/26/2021	ND	54.38	0.00	691.54
MW-41	745.92	05/31/2021	ND	54.67	0.00	691.25
MW-41	745.92	06/07/2021	ND	54.71	0.00	691.21
MW-41	745.92	06/14/2021	ND	54.43	0.00	691.49
MW-41	745.92	06/21/2021	ND	54.85	0.00	691.07
MW-41	745.92	07/01/2021	ND	54.82	0.00	691.10
MW-41	745.92	07/06/2021	ND	55.18	0.00	690.74
MW-41	745.92	07/14/2021	ND	54.93	0.00	690.99
MW-41	745.92	07/28/2021	ND	55.36	0.00	690.56
MW-41	745.92	08/02/2021	ND	55.61	0.00	690.31
MW-41	745.92	08/16/2021	ND	55.70	0.00	690.22
MW-41	745.92	08/26/2021	ND	55.72	0.00	690.20
MW-41	745.92	08/30/2021	ND	56.09	0.00	689.83
MW-41	745.92	09/14/2021	ND	55.47	0.00	690.45
MW-41	745.92	09/23/2021	ND	56.38	0.00	689.54
MW-41	745.92	10/06/2021	ND	57.10	0.00	688.82
MW-41	745.92	10/12/2021	ND	57.11	0.00	688.81
MW-41	745.92	10/18/2021	ND	57.29	0.00	688.63
MW-41	745.92	10/27/2021	ND	57.11	0.00	688.81
MW-41	745.92	11/01/2021	ND	57.41	0.00	688.51
MW-41	745.92	11/15/2021	ND	58.28	0.00	687.64

Table 3
Summary of Monitoring Well Gauging Data

Colonial Pipeline Company
2020-L1-SR2448
Huntersville, North Carolina

Well ID	Top Of Casing Elevation[1]	Date	Depth to Free Product (ft btoc)	Depth to Groundwater (ft btoc)	Free Product Thickness (ft)	Groundwater Elevation[2] (ft btoc)
MW-41	745.92	11/22/2021	ND	38.59	0.00	707.33
MW-41	745.92	11/30/2021	ND	58.33	0.00	687.59
MW-41	745.92	12/06/2021	ND	58.82	0.00	687.10
MW-41	745.92	12/13/2021	ND	59.01	0.00	686.91
MW-41	745.92	12/20/2021	ND	59.22	0.00	686.70
MW-41	745.92	12/28/2021	ND	58.68	0.00	687.24
MW-41	745.92	01/04/2022	ND	59.64	0.00	686.28
MW-41	745.92	01/10/2022	59.31	59.33	0.02	686.60
MW-41	745.92	01/27/2022	ND	59.16	0.00	686.76
MW-41	745.92	01/31/2022	ND	58.68	0.00	687.24
MW-41	745.92	02/09/2022	59.95	60.50	0.55	685.82
MW-41	745.92	02/14/2022	NM	NM	NM	NM
MW-41R	744.15	02/24/2022	ND	58.10	0.00	686.05
MW-41R	744.15	02/28/2022	ND	58.68	0.00	685.47
MW-41R	744.15	03/07/2022	ND	58.91	0.00	685.24
MW-41R	744.15	03/14/2022	ND	58.77	0.00	685.38
MW-41R	744.15	03/22/2022	ND	58.78	0.00	685.37
MW-41R	744.15	04/01/2022	ND	58.38	0.00	685.77
MW-41R	744.15	04/11/2022	ND	58.98	0.00	685.17
MW-41R	744.15	04/19/2022	ND	59.01	0.00	685.14
MW-41R	744.15	04/28/2022	ND	58.77	0.00	685.38
MW-41R	744.15	05/04/2022	ND	59.10	0.00	685.05
MW-41R	744.15	05/11/2022	ND	59.28	0.00	684.87
MW-41R	744.15	05/18/2022	ND	59.37	0.00	684.78
MW-41R	744.15	05/25/2022	ND	59.06	0.00	685.09
MW-41R	744.15	06/01/2022	ND	59.45	0.00	684.70
MW-41R	744.15	06/08/2022	ND	59.58	0.00	684.57
MW-41R	744.15	06/13/2022	ND	59.59	0.00	684.56
MW-42						
MW-42	735.71	09/14/2020	ND	41.33	0.00	694.38
MW-42	735.71	09/18/2020	ND	38.15	0.00	697.56
MW-42	735.71	09/28/2020	ND	38.14	0.00	697.57
MW-42	735.71	10/03/2020	ND	38.25	0.00	697.46
MW-42	735.71	10/19/2020	ND	38.31	0.00	697.40
MW-42	735.71	10/26/2020	ND	38.36	0.00	697.35
MW-42	735.71	11/09/2020	ND	38.44	0.00	697.27
MW-42	735.71	11/18/2020	ND	38.57	0.00	697.14
MW-42	735.71	11/23/2020	ND	38.42	0.00	697.29
MW-42	735.71	12/07/2020	ND	38.40	0.00	697.31
MW-42	735.71	12/21/2020	ND	38.50	0.00	697.21
MW-42	735.71	12/26/2020	ND	38.61	0.00	697.10
MW-42	735.71	01/10/2021	ND	38.74	0.00	696.97
MW-42	735.71	01/19/2021	ND	38.71	0.00	697.00
MW-42	735.71	01/25/2021	ND	38.93	0.00	696.78
MW-42	735.71	02/01/2021	ND	38.97	0.00	696.74

Table 3
Summary of Monitoring Well Gauging Data

Colonial Pipeline Company
2020-L1-SR2448
Huntersville, North Carolina

Well ID	Top Of Casing Elevation[1]	Date	Depth to Free Product (ft btoc)	Depth to Groundwater (ft btoc)	Free Product Thickness (ft)	Groundwater Elevation[2] (ft btoc)
MW-42	735.71	02/08/2021	ND	39.26	0.00	696.45
MW-42	735.71	02/16/2021	ND	39.10	0.00	696.61
MW-42	735.71	02/22/2021	ND	39.13	0.00	696.58
MW-42	732.48	03/04/2021	ND	39.05	0.00	693.43
MW-42	732.48	03/08/2021	ND	39.29	0.00	693.19
MW-42	732.48	03/15/2021	ND	39.53	0.00	692.95
MW-42	732.48	03/22/2021	ND	39.61	0.00	692.87
MW-42	732.48	04/01/2021	ND	39.22	0.00	693.26
MW-42	732.48	04/12/2021	ND	38.98	0.00	693.50
MW-42	732.48	04/19/2021	ND	39.00	0.00	693.48
MW-42	732.48	04/29/2021	ND	38.92	0.00	693.56
MW-42	732.48	05/03/2021	ND	38.83	0.00	693.65
MW-42	732.48	05/10/2021	ND	39.17	0.00	693.31
MW-42	732.48	05/18/2021	ND	39.79	0.00	692.69
MW-42	732.48	05/26/2021	ND	39.67	0.00	692.81
MW-42	732.48	05/31/2021	ND	40.29	0.00	692.19
MW-42	732.48	06/07/2021	ND	40.41	0.00	692.07
MW-42	732.48	06/14/2021	ND	40.54	0.00	691.94
MW-42	732.48	06/21/2021	ND	40.62	0.00	691.86
MW-42	732.48	07/01/2021	ND	40.55	0.00	691.93
MW-42	732.48	07/06/2021	ND	40.20	0.00	692.28
MW-42	732.48	07/14/2021	ND	41.04	0.00	691.44
MW-42	732.48	07/28/2021	ND	41.52	0.00	690.96
MW-42	732.48	08/02/2021	ND	41.75	0.00	690.73
MW-42	732.48	08/16/2021	ND	41.90	0.00	690.58
MW-42	732.48	08/26/2021	ND	41.74	0.00	690.74
MW-42	732.48	08/30/2021	ND	42.17	0.00	690.31
MW-42	732.48	09/14/2021	ND	42.49	0.00	689.99
MW-42	732.48	09/23/2021	ND	42.29	0.00	690.19
MW-42	732.48	10/06/2021	ND	42.91	0.00	689.57
MW-42	732.48	10/12/2021	ND	43.09	0.00	689.39
MW-42	732.48	10/18/2021	ND	43.23	0.00	689.25
MW-42	732.48	10/27/2021	ND	43.02	0.00	689.46
MW-42	732.48	11/01/2021	ND	43.43	0.00	689.05
MW-42	732.48	11/15/2021	ND	43.61	0.00	688.87
MW-42	732.48	11/22/2021	ND	43.79	0.00	688.69
MW-42	732.48	11/30/2021	ND	43.93	0.00	688.55
MW-42	732.48	12/06/2021	ND	44.02	0.00	688.46
MW-42	732.48	12/13/2021	ND	44.21	0.00	688.27
MW-42	732.48	12/20/2021	ND	44.40	0.00	688.08
MW-42	732.48	12/28/2021	ND	44.11	0.00	688.37
MW-42	732.48	01/04/2022	ND	44.78	0.00	687.70
MW-42	732.48	01/10/2022	ND	44.95	0.00	687.53
MW-42	732.48	01/27/2022	ND	44.47	0.00	688.01
MW-42	732.48	01/31/2022	ND	46.62	0.00	685.86

Table 3
Summary of Monitoring Well Gauging Data

Colonial Pipeline Company
2020-L1-SR2448
Huntersville, North Carolina

Well ID	Top Of Casing Elevation[1]	Date	Depth to Free Product (ft btoc)	Depth to Groundwater (ft btoc)	Free Product Thickness (ft)	Groundwater Elevation[2] (ft btoc)
MW-42	732.48	02/09/2022	ND	45.13	0.00	687.35
MW-42	732.48	02/14/2022	ND	45.28	0.00	687.20
MW-42	732.48	02/24/2022	ND	45.16	0.00	687.32
MW-42	732.48	02/28/2022	ND	45.57	0.00	686.91
MW-42	732.48	03/07/2022	ND	45.75	0.00	686.73
MW-42	732.48	03/14/2022	ND	45.43	0.00	687.05
MW-42	732.48	03/22/2022	ND	46.00	0.00	686.48
MW-42	732.48	04/01/2022	ND	45.39	0.00	687.09
MW-42	732.48	04/11/2022	ND	45.31	0.00	687.17
MW-42	732.48	04/19/2022	ND	45.72	0.00	686.76
MW-42	732.48	04/28/2022	ND	45.53	0.00	686.95
MW-42	732.48	05/04/2022	ND	45.35	0.00	687.13
MW-42	732.48	05/11/2022	ND	45.63	0.00	686.85
MW-42	732.48	05/18/2022	ND	45.80	0.00	686.68
MW-42	732.48	05/25/2022	ND	45.60	0.00	686.88
MW-42	732.48	06/01/2022	ND	46.04	0.00	686.44
MW-42	732.48	06/08/2022	ND	46.17	0.00	686.31
MW-42	732.48	06/13/2022	ND	45.57	0.00	686.91
MW-43						
MW-43	729.80	09/14/2020	ND	38.27	0.00	691.53
MW-43	729.80	09/18/2020	ND	38.30	0.00	691.50
MW-43	729.80	09/28/2020	ND	38.33	0.00	691.47
MW-43	729.80	10/03/2020	ND	38.52	0.00	691.28
MW-43	729.80	10/19/2020	ND	38.49	0.00	691.31
MW-43	729.80	10/26/2020	ND	38.52	0.00	691.28
MW-43	729.80	11/09/2020	ND	38.49	0.00	691.31
MW-43	729.80	11/18/2020	ND	38.55	0.00	691.25
MW-43	729.80	11/23/2020	ND	39.51	0.00	690.29
MW-43	729.80	12/07/2020	ND	38.40	0.00	691.40
MW-43	729.80	12/21/2020	ND	38.50	0.00	691.30
MW-43	729.80	12/26/2020	ND	38.58	0.00	691.22
MW-43	729.80	01/10/2021	ND	38.60	0.00	691.20
MW-43	729.80	01/19/2021	ND	38.70	0.00	691.10
MW-43	729.80	01/25/2021	ND	48.67	0.00	681.13
MW-43	729.80	02/01/2021	ND	38.74	0.00	691.06
MW-43	729.80	02/08/2021	ND	39.01	0.00	690.79
MW-43	729.80	02/16/2021	ND	38.84	0.00	690.96
MW-43	729.80	02/22/2021	ND	38.78	0.00	691.02
MW-43	729.80	03/04/2021	ND	38.65	0.00	691.15
MW-43	729.80	03/08/2021	ND	38.84	0.00	690.96
MW-43	729.80	03/15/2021	ND	38.78	0.00	691.02
MW-43	729.80	03/22/2021	ND	38.71	0.00	691.09
MW-43	729.80	04/01/2021	ND	38.61	0.00	691.19
MW-43	729.80	04/12/2021	ND	38.44	0.00	691.36
MW-43	729.80	04/19/2021	ND	38.44	0.00	691.36

Table 3
Summary of Monitoring Well Gauging Data

Colonial Pipeline Company
2020-L1-SR2448
Huntersville, North Carolina

Well ID	Top Of Casing Elevation[1]	Date	Depth to Free Product (ft btoc)	Depth to Groundwater (ft btoc)	Free Product Thickness (ft)	Groundwater Elevation[2] (ft btoc)
MW-43	729.80	04/29/2021	ND	38.32	0.00	691.48
MW-43	729.80	05/03/2021	ND	38.23	0.00	691.57
MW-43	729.80	05/10/2021	ND	38.23	0.00	691.57
MW-43	729.80	05/18/2021	ND	38.17	0.00	691.63
MW-43	729.80	05/26/2021	ND	38.10	0.00	691.70
MW-43	729.80	05/31/2021	ND	38.21	0.00	691.59
MW-43	729.80	06/07/2021	ND	28.16	0.00	701.64
MW-43	729.80	06/14/2021	ND	38.20	0.00	691.60
MW-43	729.80	06/21/2021	ND	38.26	0.00	691.54
MW-43	729.80	07/01/2021	ND	38.36	0.00	691.44
MW-43	729.80	07/06/2021	ND	38.56	0.00	691.24
MW-43	729.80	07/14/2021	ND	38.68	0.00	691.12
MW-43	729.80	07/28/2021	ND	38.99	0.00	690.81
MW-43	729.80	08/02/2021	ND	39.08	0.00	690.72
MW-43	729.80	08/16/2021	ND	39.28	0.00	690.52
MW-43	729.80	08/26/2021	ND	39.40	0.00	690.40
MW-43	729.80	08/30/2021	ND	39.46	0.00	690.34
MW-43	729.80	09/14/2021	ND	39.74	0.00	690.06
MW-43	729.80	09/23/2021	ND	39.89	0.00	689.91
MW-43	729.80	10/06/2021	ND	40.13	0.00	689.67
MW-43	729.80	10/12/2021	ND	40.24	0.00	689.56
MW-43	729.80	10/18/2021	ND	40.39	0.00	689.41
MW-43	729.80	10/27/2021	ND	40.49	0.00	689.31
MW-43	729.80	11/01/2021	ND	40.58	0.00	689.22
MW-43	729.80	11/15/2021	ND	40.73	0.00	689.07
MW-43	729.80	11/22/2021	ND	40.77	0.00	689.03
MW-43	729.80	11/30/2021	ND	40.94	0.00	688.86
MW-43	729.80	12/06/2021	ND	40.93	0.00	688.87
MW-43	729.80	12/13/2021	ND	40.12	0.00	689.68
MW-43	729.80	12/20/2021	ND	41.27	0.00	688.53
MW-43	729.80	12/28/2021	ND	41.31	0.00	688.49
MW-43	729.80	01/04/2022	ND	41.47	0.00	688.33
MW-43	729.80	01/10/2022	ND	41.65	0.00	688.15
MW-43	729.80	01/27/2022	ND	41.78	0.00	688.02
MW-43	729.80	01/31/2022	ND	41.85	0.00	687.95
MW-43	729.80	02/09/2022	ND	41.93	0.00	687.87
MW-43	729.80	02/14/2022	ND	42.05	0.00	687.75
MW-43	729.80	02/24/2022	ND	42.12	0.00	687.68
MW-43	729.80	02/28/2022	ND	42.20	0.00	687.60
MW-43	729.80	03/07/2022	ND	42.25	0.00	687.55
MW-43	729.80	03/14/2022	ND	42.37	0.00	687.43
MW-43	729.80	03/22/2022	ND	42.41	0.00	687.39
MW-43	729.80	04/01/2022	ND	42.47	0.00	687.33
MW-43	729.80	04/11/2022	ND	42.56	0.00	687.24
MW-43	729.80	04/19/2022	ND	42.61	0.00	687.19

Table 3
Summary of Monitoring Well Gauging Data

Colonial Pipeline Company
2020-L1-SR2448
Huntersville, North Carolina

Well ID	Top Of Casing Elevation[1]	Date	Depth to Free Product (ft btoc)	Depth to Groundwater (ft btoc)	Free Product Thickness (ft)	Groundwater Elevation[2] (ft btoc)
MW-43	729.80	04/28/2022	ND	42.65	0.00	687.15
MW-43	729.80	05/04/2022	ND	42.67	0.00	687.13
MW-43	729.80	05/11/2022	ND	42.70	0.00	687.10
MW-43	729.80	05/18/2022	ND	42.75	0.00	687.05
MW-43	729.80	05/25/2022	ND	42.79	0.00	687.01
MW-43	729.80	06/01/2022	ND	42.82	0.00	686.98
MW-43	729.80	06/08/2022	ND	42.85	0.00	686.95
MW-43	729.80	06/13/2022	ND	42.88	0.00	686.92
MW-44						
MW-44	726.48	09/14/2020	ND	32.40	0.00	694.08
MW-44	726.48	09/18/2020	ND	32.53	0.00	693.95
MW-44	726.48	09/28/2020	ND	32.59	0.00	693.89
MW-44	726.48	10/03/2020	ND	32.64	0.00	693.84
MW-44	726.48	10/19/2020	ND	32.70	0.00	693.78
MW-44	726.48	10/21/2020	ND	34.70	0.00	691.78
MW-44	726.48	10/26/2020	ND	32.62	0.00	693.86
MW-44	726.48	11/09/2020	ND	32.67	0.00	693.81
MW-44	726.48	11/18/2020	ND	32.68	0.00	693.80
MW-44	726.48	11/23/2020	NM	NM	NM	NM
MW-44	726.48	12/07/2020	ND	32.50	0.00	693.98
MW-44	726.48	12/21/2020	ND	32.50	0.00	693.98
MW-44	726.48	12/26/2020	ND	32.50	0.00	693.98
MW-44	726.48	01/10/2021	ND	32.41	0.00	694.07
MW-44	726.48	01/19/2021	ND	32.35	0.00	694.13
MW-44	726.48	01/25/2021	ND	32.25	0.00	694.23
MW-44	726.48	02/01/2021	ND	32.18	0.00	694.30
MW-44	726.48	02/08/2021	ND	32.18	0.00	694.30
MW-44	726.48	02/16/2021	ND	32.18	0.00	694.30
MW-44	726.48	02/22/2021	ND	32.10	0.00	694.38
MW-44	726.48	03/04/2021	ND	31.96	0.00	694.52
MW-44	726.48	03/08/2021	ND	32.00	0.00	694.48
MW-44	726.48	03/15/2021	ND	31.88	0.00	694.60
MW-44	726.48	03/22/2021	ND	31.84	0.00	694.64
MW-44	726.48	04/01/2021	ND	31.71	0.00	694.77
MW-44	726.48	04/12/2021	ND	31.47	0.00	695.01
MW-44	726.48	04/19/2021	ND	31.38	0.00	695.10
MW-44	726.48	04/29/2021	ND	31.34	0.00	695.14
MW-44	726.48	05/03/2021	ND	31.29	0.00	695.19
MW-44	726.48	05/10/2021	ND	31.30	0.00	695.18
MW-44	726.48	05/18/2021	ND	31.37	0.00	695.11
MW-44	726.48	05/26/2021	ND	31.37	0.00	695.11
MW-44	726.48	05/31/2021	ND	31.45	0.00	695.03
MW-44	726.48	06/07/2021	ND	31.47	0.00	695.01
MW-44	726.48	06/14/2021	ND	31.53	0.00	694.95
MW-44	726.48	06/21/2021	ND	31.58	0.00	694.90

Table 3
Summary of Monitoring Well Gauging Data

Colonial Pipeline Company
2020-L1-SR2448
Huntersville, North Carolina

Well ID	Top Of Casing Elevation[1]	Date	Depth to Free Product (ft btoc)	Depth to Groundwater (ft btoc)	Free Product Thickness (ft)	Groundwater Elevation[2] (ft btoc)
MW-44	726.48	07/01/2021	ND	31.65	0.00	694.83
MW-44	726.48	07/06/2021	ND	31.73	0.00	694.75
MW-44	726.48	07/14/2021	ND	31.83	0.00	694.65
MW-44	726.48	07/28/2021	ND	31.92	0.00	694.56
MW-44	726.48	08/02/2021	ND	31.99	0.00	694.49
MW-44	726.48	08/16/2021	ND	32.15	0.00	694.33
MW-44	726.48	08/26/2021	ND	32.07	0.00	694.41
MW-44	726.48	08/30/2021	ND	32.17	0.00	694.31
MW-44	726.48	09/14/2021	ND	32.33	0.00	694.15
MW-44	726.48	09/23/2021	ND	32.46	0.00	694.02
MW-44	726.48	10/06/2021	ND	32.61	0.00	693.87
MW-44	726.48	10/12/2021	ND	32.74	0.00	693.74
MW-44	726.48	10/18/2021	ND	32.82	0.00	693.66
MW-44	726.48	10/27/2021	ND	32.98	0.00	693.50
MW-44	726.48	11/01/2021	ND	33.02	0.00	693.46
MW-44	726.48	11/15/2021	ND	32.23	0.00	694.25
MW-44	726.48	11/30/2021	ND	33.44	0.00	693.04
MW-44	726.48	12/06/2021	ND	33.48	0.00	693.00
MW-44	726.48	12/13/2021	ND	33.58	0.00	692.90
MW-44	726.48	12/20/2021	ND	33.68	0.00	692.80
MW-44	726.48	12/28/2021	ND	33.71	0.00	692.77
MW-44	726.48	01/04/2022	ND	33.98	0.00	692.50
MW-44	726.48	01/10/2022	ND	34.03	0.00	692.45
MW-44	726.48	01/27/2022	ND	34.02	0.00	692.46
MW-44	726.48	01/31/2022	ND	34.10	0.00	692.38
MW-44	726.48	02/09/2022	ND	34.23	0.00	692.25
MW-44	726.48	02/14/2022	ND	34.19	0.00	692.29
MW-44	726.48	02/24/2022	ND	34.13	0.00	692.35
MW-44	726.48	02/28/2022	ND	34.32	0.00	692.16
MW-44	726.48	03/07/2022	ND	34.22	0.00	692.26
MW-44	726.48	03/14/2022	ND	34.15	0.00	692.33
MW-44	726.48	03/22/2022	ND	34.24	0.00	692.24
MW-44	726.48	04/01/2022	ND	34.03	0.00	692.45
MW-44	726.48	04/11/2022	ND	33.99	0.00	692.49
MW-44	726.48	04/19/2022	ND	34.24	0.00	692.24
MW-44	726.48	04/28/2022	ND	34.12	0.00	692.36
MW-44	726.48	05/04/2022	ND	33.95	0.00	692.53
MW-44	726.48	05/11/2022	ND	34.08	0.00	692.40
MW-44	726.48	05/18/2022	ND	32.96	0.00	693.52
MW-44	726.48	05/25/2022	ND	34.00	0.00	692.48
MW-44	726.48	06/01/2022	ND	34.11	0.00	692.37
MW-44	726.48	06/08/2022	ND	34.12	0.00	692.36
MW-44	726.48	06/13/2022	ND	33.99	0.00	692.49

Table 3
Summary of Monitoring Well Gauging Data

Colonial Pipeline Company
2020-L1-SR2448
Huntersville, North Carolina

Well ID	Top Of Casing Elevation[1]	Date	Depth to Free Product (ft btoc)	Depth to Groundwater (ft btoc)	Free Product Thickness (ft)	Groundwater Elevation[2] (ft btoc)
MW-45						
MW-45	729.41	09/14/2020	ND	35.28	0.00	694.13
MW-45	729.41	09/18/2020	ND	35.21	0.00	694.20
MW-45	729.41	09/28/2020	ND	35.29	0.00	694.12
MW-45	729.41	10/03/2020	ND	35.40	0.00	694.01
MW-45	729.41	10/19/2020	ND	35.38	0.00	694.03
MW-45	729.41	10/26/2020	ND	35.39	0.00	694.02
MW-45	729.41	11/09/2020	ND	35.37	0.00	694.04
MW-45	729.41	11/18/2020	ND	35.41	0.00	694.00
MW-45	729.41	11/23/2020	ND	35.27	0.00	694.14
MW-45	729.41	12/07/2020	ND	35.19	0.00	694.22
MW-45	729.41	12/21/2020	ND	35.24	0.00	694.17
MW-45	729.41	12/26/2020	ND	35.34	0.00	694.07
MW-45	729.41	01/10/2021	ND	35.35	0.00	694.06
MW-45	729.41	01/19/2021	ND	35.34	0.00	694.07
MW-45	729.41	01/25/2021	ND	35.18	0.00	694.23
MW-45	729.41	02/01/2021	ND	35.29	0.00	694.12
MW-45	729.41	02/08/2021	ND	35.59	0.00	693.82
MW-45	729.41	02/16/2021	ND	35.46	0.00	693.95
MW-45	729.41	02/22/2021	ND	35.32	0.00	694.09
MW-45	729.41	03/04/2021	ND	35.29	0.00	694.12
MW-45	729.41	03/08/2021	ND	35.36	0.00	694.05
MW-45	729.41	03/15/2021	ND	35.36	0.00	694.05
MW-45	729.41	03/22/2021	ND	35.32	0.00	694.09
MW-45	729.41	04/01/2021	ND	35.13	0.00	694.28
MW-45	729.41	04/12/2021	ND	34.89	0.00	694.52
MW-45	729.41	04/19/2021	ND	34.85	0.00	694.56
MW-45	729.41	04/29/2021	ND	34.81	0.00	694.60
MW-45	729.41	05/03/2021	ND	34.77	0.00	694.64
MW-45	729.41	05/10/2021	ND	34.98	0.00	694.43
MW-45	729.41	05/18/2021	ND	35.35	0.00	694.06
MW-45	729.41	05/26/2021	ND	35.47	0.00	693.94
MW-45	729.41	05/31/2021	ND	35.78	0.00	693.63
MW-45	729.41	06/07/2021	ND	35.89	0.00	693.52
MW-45	729.41	06/14/2021	ND	36.11	0.00	693.30
MW-45	729.41	06/21/2021	ND	36.10	0.00	693.31
MW-45	729.41	07/01/2021	ND	36.37	0.00	693.04
MW-45	729.41	07/06/2021	ND	36.71	0.00	692.70
MW-45	729.41	07/14/2021	ND	36.86	0.00	692.55
MW-45	729.41	07/28/2021	ND	37.12	0.00	692.29
MW-45	729.41	08/02/2021	ND	37.35	0.00	692.06
MW-45	729.41	08/16/2021	ND	37.56	0.00	691.85
MW-45	729.41	08/26/2021	ND	37.67	0.00	691.74
MW-45	729.41	08/30/2021	ND	37.83	0.00	691.58
MW-45	729.41	09/14/2021	ND	38.08	0.00	691.33
MW-45	729.41	09/23/2021	ND	38.27	0.00	691.14

Table 3
Summary of Monitoring Well Gauging Data

Colonial Pipeline Company
2020-L1-SR2448
Huntersville, North Carolina

Well ID	Top Of Casing Elevation[1]	Date	Depth to Free Product (ft btoc)	Depth to Groundwater (ft btoc)	Free Product Thickness (ft)	Groundwater Elevation[2] (ft btoc)
MW-45	729.41	10/06/2021	ND	38.54	0.00	690.87
MW-45	729.41	10/12/2021	ND	38.71	0.00	690.70
MW-45	729.41	10/18/2021	ND	38.89	0.00	690.52
MW-45	729.41	10/27/2021	ND	39.02	0.00	690.39
MW-45	729.41	11/01/2021	ND	39.20	0.00	690.21
MW-45	729.41	11/15/2021	ND	39.45	0.00	689.96
MW-45	729.41	11/22/2021	ND	39.52	0.00	689.89
MW-45	729.41	11/30/2021	ND	39.73	0.00	689.68
MW-45	729.41	12/06/2021	ND	39.76	0.00	689.65
MW-45	729.41	12/13/2021	ND	39.96	0.00	689.45
MW-45	729.41	12/20/2021	ND	40.09	0.00	689.32
MW-45	729.41	12/28/2021	ND	41.40	0.00	688.01
MW-45	729.41	01/04/2022	ND	40.42	0.00	688.99
MW-45	729.41	01/10/2022	ND	40.55	0.00	688.86
MW-45	729.41	01/27/2022	ND	38.56	0.00	690.85
MW-45	729.41	01/31/2022	ND	40.64	0.00	688.77
MW-45	729.41	02/09/2022	ND	40.81	0.00	688.60
MW-45	729.41	02/14/2022	ND	40.92	0.00	688.49
MW-45	729.41	02/24/2022	ND	41.02	0.00	688.39
MW-45	729.41	02/28/2022	ND	41.15	0.00	688.26
MW-45	729.41	03/07/2022	ND	41.26	0.00	688.15
MW-45	729.41	03/14/2022	ND	41.30	0.00	688.11
MW-45	729.41	03/22/2022	ND	41.45	0.00	687.96
MW-45	729.41	04/01/2022	ND	41.29	0.00	688.12
MW-45	729.41	04/11/2022	ND	41.22	0.00	688.19
MW-45	729.41	04/19/2022	ND	41.35	0.00	688.06
MW-45	729.41	04/28/2022	ND	41.33	0.00	688.08
MW-45	729.41	05/04/2022	ND	41.21	0.00	688.20
MW-45	729.41	05/11/2022	ND	41.26	0.00	688.15
MW-45	729.41	05/18/2022	ND	41.38	0.00	688.03
MW-45	729.41	05/25/2022	ND	41.41	0.00	688.00
MW-45	729.41	06/01/2022	ND	41.51	0.00	687.90
MW-45	729.41	06/08/2022	ND	41.61	0.00	687.80
MW-45	729.41	06/13/2022	ND	41.51	0.00	687.90
MW-46						
MW-46	726.73	09/14/2020	ND	31.63	0.00	695.10
MW-46	726.73	09/18/2020	ND	31.63	0.00	695.10
MW-46	726.73	09/28/2020	ND	31.71	0.00	695.02
MW-46	726.73	10/03/2020	ND	31.82	0.00	694.91
MW-46	726.73	10/19/2020	ND	31.89	0.00	694.84
MW-46	726.73	10/26/2020	ND	31.88	0.00	694.85
MW-46	726.73	11/09/2020	ND	31.88	0.00	694.85
MW-46	726.73	11/18/2020	ND	31.91	0.00	694.82
MW-46	726.73	11/23/2020	ND	31.82	0.00	694.91
MW-46	726.73	12/07/2020	ND	31.71	0.00	695.02

Table 3
Summary of Monitoring Well Gauging Data

Colonial Pipeline Company
2020-L1-SR2448
Huntersville, North Carolina

Well ID	Top Of Casing Elevation[1]	Date	Depth to Free Product (ft btoc)	Depth to Groundwater (ft btoc)	Free Product Thickness (ft)	Groundwater Elevation[2] (ft btoc)
MW-46	726.73	12/21/2020	ND	31.77	0.00	694.96
MW-46	726.73	12/26/2020	ND	31.85	0.00	694.88
MW-46	726.73	01/10/2021	ND	31.83	0.00	694.90
MW-46	726.73	01/19/2021	ND	31.81	0.00	694.92
MW-46	726.73	01/25/2021	ND	31.62	0.00	695.11
MW-46	726.73	02/01/2021	ND	31.67	0.00	695.06
MW-46	726.73	02/08/2021	ND	31.98	0.00	694.75
MW-46	726.73	02/16/2021	ND	31.91	0.00	694.82
MW-46	726.73	02/22/2021	ND	31.83	0.00	694.90
MW-46	726.73	03/04/2021	ND	32.05	0.00	694.68
MW-46	726.73	03/08/2021	ND	32.27	0.00	694.46
MW-46	726.73	03/15/2021	ND	32.28	0.00	694.45
MW-46	726.73	03/22/2021	ND	32.23	0.00	694.50
MW-46	726.73	04/01/2021	ND	32.03	0.00	694.70
MW-46	726.73	04/12/2021	ND	31.74	0.00	694.99
MW-46	726.73	04/19/2021	ND	31.68	0.00	695.05
MW-46	726.73	04/29/2021	ND	31.60	0.00	695.13
MW-46	726.73	05/03/2021	ND	31.45	0.00	695.28
MW-46	726.73	05/10/2021	ND	31.70	0.00	695.03
MW-46	726.73	05/18/2021	ND	32.53	0.00	694.20
MW-46	726.73	05/26/2021	ND	32.57	0.00	694.16
MW-46	726.73	05/31/2021	ND	33.04	0.00	693.69
MW-46	726.73	06/07/2021	ND	33.25	0.00	693.48
MW-46	726.73	06/14/2021	ND	33.45	0.00	693.28
MW-46	726.73	06/21/2021	ND	33.76	0.00	692.97
MW-46	726.73	07/01/2021	ND	33.62	0.00	693.11
MW-46	726.73	07/06/2021	ND	33.69	0.00	693.04
MW-46	726.73	07/14/2021	ND	33.71	0.00	693.02
MW-46	726.73	07/28/2021	ND	33.87	0.00	692.86
MW-46	726.73	08/02/2021	ND	34.43	0.00	692.30
MW-46	726.73	08/16/2021	ND	34.78	0.00	691.95
MW-46	726.73	08/26/2021	ND	34.71	0.00	692.02
MW-46	726.73	08/30/2021	ND	35.01	0.00	691.72
MW-46	726.73	09/14/2021	ND	35.28	0.00	691.45
MW-46	726.73	09/23/2021	ND	35.21	0.00	691.52
MW-46	726.73	10/06/2021	ND	35.62	0.00	691.11
MW-46	726.73	10/12/2021	ND	35.82	0.00	690.91
MW-46	726.73	10/18/2021	ND	35.91	0.00	690.82
MW-46	726.73	10/27/2021	ND	35.81	0.00	690.92
MW-46	726.73	11/01/2021	ND	36.18	0.00	690.55
MW-46	726.73	11/22/2021	ND	36.51	0.00	690.22
MW-46	726.73	11/30/2021	ND	36.58	0.00	690.15
MW-46	726.73	12/06/2021	ND	36.65	0.00	690.08
MW-46	726.73	12/13/2021	ND	36.83	0.00	689.90
MW-46	726.73	12/20/2021	ND	37.00	0.00	689.73

Table 3
Summary of Monitoring Well Gauging Data

Colonial Pipeline Company
2020-L1-SR2448
Huntersville, North Carolina

Well ID	Top Of Casing Elevation[1]	Date	Depth to Free Product (ft btoc)	Depth to Groundwater (ft btoc)	Free Product Thickness (ft)	Groundwater Elevation[2] (ft btoc)
MW-46	726.73	12/28/2021	ND	36.83	0.00	689.90
MW-46	726.73	01/04/2022	ND	37.29	0.00	689.44
MW-46	726.73	01/10/2022	ND	37.45	0.00	689.28
MW-46	726.73	01/27/2022	ND	37.12	0.00	689.61
MW-46	726.73	01/31/2022	ND	37.33	0.00	689.40
MW-46	726.73	02/09/2022	ND	37.47	0.00	689.26
MW-46	726.73	02/14/2022	ND	37.60	0.00	689.13
MW-46	726.73	02/24/2022	ND	37.49	0.00	689.24
MW-46	726.73	02/28/2022	ND	37.87	0.00	688.86
MW-46	726.73	03/07/2022	ND	37.85	0.00	688.88
MW-46	726.73	03/14/2022	ND	37.72	0.00	689.01
MW-46	726.73	03/22/2022	ND	38.00	0.00	688.73
MW-46	726.73	04/01/2022	ND	37.66	0.00	689.07
MW-46	726.73	04/11/2022	ND	37.62	0.00	689.11
MW-46	726.73	04/19/2022	ND	37.83	0.00	688.90
MW-46	726.73	04/28/2022	ND	37.65	0.00	689.08
MW-46	726.73	05/04/2022	ND	37.51	0.00	689.22
MW-46	726.73	05/11/2022	ND	37.59	0.00	689.14
MW-46	726.73	05/18/2022	ND	37.63	0.00	689.10
MW-46	726.73	05/25/2022	ND	37.58	0.00	689.15
MW-46	726.73	06/01/2022	ND	37.72	0.00	689.01
MW-46	726.73	06/08/2022	ND	37.82	0.00	688.91
MW-46	726.73	06/13/2022	ND	37.64	0.00	689.09
MW-47						
MW-47	726.77	09/14/2020	ND	30.88	0.00	695.89
MW-47	726.77	09/18/2020	ND	30.75	0.00	696.02
MW-47	726.77	09/28/2020	ND	30.74	0.00	696.03
MW-47	726.77	10/03/2020	30.54	30.88	0.34	696.14
MW-47	726.77	10/19/2020	25.61	27.85	2.24	700.56
MW-47	726.77	11/09/2020	25.51	27.78	2.27	700.65
MW-47	726.77	11/18/2020	ARP	ARP	ARP	ARP
MW-47	726.77	11/23/2020	25.51	27.75	2.24	700.66
MW-47	726.77	12/07/2020	ARP	ARP	ARP	ARP
MW-47	726.77	12/21/2020	ARP	ARP	ARP	ARP
MW-47	726.77	12/26/2020	25.58	27.80	2.22	700.60
MW-47	726.77	01/10/2021	ARP	ARP	ARP	ARP
MW-47	726.77	01/19/2021	ARP	ARP	ARP	ARP
MW-47	726.77	01/25/2021	ARP	ARP	ARP	ARP
MW-47	726.77	02/01/2021	25.46	27.68	2.22	700.72
MW-47	726.77	02/08/2021	ARP	ARP	ARP	ARP
MW-47	726.77	02/16/2021	ARP	ARP	ARP	ARP
MW-47	726.77	02/22/2021	ARP	ARP	ARP	ARP
MW-47	723.18	03/04/2021	26.41	27.72	1.31	696.42
MW-47	723.18	03/08/2021	ARP	ARP	ARP	ARP
MW-47	723.18	03/15/2021	ARP	ARP	ARP	ARP

Table 3
Summary of Monitoring Well Gauging Data

Colonial Pipeline Company
2020-L1-SR2448
Huntersville, North Carolina

Well ID	Top Of Casing Elevation[1]	Date	Depth to Free Product (ft btoc)	Depth to Groundwater (ft btoc)	Free Product Thickness (ft)	Groundwater Elevation[2] (ft btoc)
MW-47	723.18	03/22/2021	ARP	ARP	ARP	ARP
MW-47	723.18	04/01/2021	25.74	25.90	0.16	697.40
MW-47	723.18	04/12/2021	ARP	ARP	ARP	ARP
MW-47	723.18	04/19/2021	ARP	ARP	ARP	ARP
MW-47	723.18	04/29/2021	26.48	27.55	1.07	696.41
MW-47	723.18	05/03/2021	ARP	ARP	ARP	ARP
MW-47	723.18	05/10/2021	ARP	ARP	ARP	ARP
MW-47	723.18	05/18/2021	ARP	ARP	ARP	ARP
MW-47	723.18	05/26/2021	27.33	27.44	0.11	695.82
MW-47	723.18	05/31/2021	ARP	ARP	ARP	ARP
MW-47	723.18	06/07/2021	ARP	ARP	ARP	ARP
MW-47	723.18	06/14/2021	ARP	ARP	ARP	ARP
MW-47	723.18	06/21/2021	ARP	ARP	ARP	ARP
MW-47	723.18	07/01/2021	ND	27.64	0.00	695.54
MW-47	723.18	07/06/2021	ARP	ARP	ARP	ARP
MW-47	723.18	07/14/2021	ND	27.56	0.00	695.62
MW-47	723.18	07/28/2021	ND	26.91	0.00	696.27
MW-47	723.18	08/16/2021	ARP	ARP	ARP	ARP
MW-47	723.18	08/26/2021	ND	27.37	0.00	695.81
MW-47	723.18	08/30/2021	ARP	ARP	ARP	ARP
MW-47	723.18	09/16/2021	ND	27.35	0.00	695.83
MW-47	723.18	09/23/2021	ND	27.24	0.00	695.94
MW-47	723.18	10/06/2021	ARP	ARP	ARP	ARP
MW-47	723.18	10/12/2021	ARP	ARP	ARP	ARP
MW-47	723.18	10/18/2021	ARP	ARP	ARP	ARP
MW-47	723.18	10/27/2021	ND	27.35	0.00	695.83
MW-47	723.18	11/01/2021	ARP	ARP	ARP	ARP
MW-47	723.18	11/30/2021	ND	27.47	0.00	695.71
MW-47	723.18	12/06/2021	ARP	ARP	ARP	ARP
MW-47	723.18	12/13/2021	ARP	ARP	ARP	ARP
MW-47	723.18	12/20/2021	ARP	ARP	ARP	ARP
MW-47	723.18	12/28/2021	ND	27.25	0.00	695.93
MW-47	723.18	01/04/2022	ARP	ARP	ARP	ARP
MW-47	723.18	01/10/2022	ARP	ARP	ARP	ARP
MW-47	723.18	01/27/2022	ND	27.25	0.00	695.93
MW-47	723.18	01/31/2022	ARP	ARP	ARP	ARP
MW-47	723.18	02/09/2022	ARP	ARP	ARP	ARP
MW-47	723.18	02/14/2022	ARP	ARP	ARP	ARP
MW-47	723.18	02/24/2022	ND	27.49	0.00	695.69
MW-47	723.18	02/28/2022	ARP	ARP	ARP	ARP
MW-47	723.18	03/07/2022	ARP	ARP	ARP	ARP
MW-47	723.18	03/14/2022	ARP	ARP	ARP	ARP
MW-47	723.18	03/22/2022	ARP	ARP	ARP	ARP
MW-47	723.18	04/01/2022	ND	27.84	0.00	695.34
MW-47	723.18	04/11/2022	ARP	ARP	ARP	ARP

Table 3
Summary of Monitoring Well Gauging Data

Colonial Pipeline Company
2020-L1-SR2448
Huntersville, North Carolina

Well ID	Top Of Casing Elevation[1]	Date	Depth to Free Product (ft btoc)	Depth to Groundwater (ft btoc)	Free Product Thickness (ft)	Groundwater Elevation[2] (ft btoc)
MW-47	723.18	04/19/2022	ARP	ARP	ARP	ARP
MW-47	723.18	04/28/2022	ND	27.27	0.00	695.91
MW-47	723.18	05/04/2022	ARP	ARP	ARP	ARP
MW-47	723.18	05/11/2022	ARP	ARP	ARP	ARP
MW-47	723.18	05/18/2022	ARP	ARP	ARP	ARP
MW-47	723.18	05/25/2022	ND	28.72	0.00	694.46
MW-47	723.18	06/01/2022	ARP	ARP	ARP	ARP
MW-47	723.18	06/08/2022	ARP	ARP	ARP	ARP
MW-47	723.18	06/13/2022	ARP	ARP	ARP	ARP
MW-48						
MW-48	723.09	09/18/2020	ND	33.44	0.00	689.65
MW-48	723.09	09/28/2020	ND	33.38	0.00	689.71
MW-48	723.09	10/03/2020	ND	33.57	0.00	689.52
MW-48	723.09	10/19/2020	ND	33.63	0.00	689.46
MW-48	723.09	10/26/2020	ND	33.65	0.00	689.44
MW-48	723.09	11/09/2020	ND	33.58	0.00	689.51
MW-48	723.09	11/18/2020	ND	33.64	0.00	689.45
MW-48	723.09	11/23/2020	ND	33.56	0.00	689.53
MW-48	723.09	12/07/2020	33.30	33.70	0.40	689.68
MW-48	723.09	12/21/2020	ARP	ARP	ARP	ARP
MW-48	723.09	12/26/2020	33.79	34.51	0.72	689.10
MW-48	723.09	01/10/2021	ARP	ARP	ARP	ARP
MW-48	723.09	01/19/2021	ARP	ARP	ARP	ARP
MW-48	723.09	01/25/2021	ARP	ARP	ARP	ARP
MW-48	723.09	02/01/2021	32.85	38.05	5.20	688.85
MW-48	723.09	02/08/2021	ARP	ARP	ARP	ARP
MW-48	723.09	02/16/2021	ARP	ARP	ARP	ARP
MW-48	723.09	02/22/2021	ARP	ARP	ARP	ARP
MW-48	723.57	03/04/2021	33.73	34.80	1.07	689.55
MW-48	723.57	03/15/2021	ARP	ARP	ARP	ARP
MW-48	723.57	03/22/2021	ARP	ARP	ARP	ARP
MW-48	723.57	04/01/2021	33.45	35.18	1.73	689.66
MW-48	723.57	04/12/2021	ARP	ARP	ARP	ARP
MW-48	723.57	04/19/2021	ARP	ARP	ARP	ARP
MW-48	723.57	04/29/2021	33.61	33.88	0.27	689.89
MW-48	723.57	05/03/2021	ARP	ARP	ARP	ARP
MW-48	723.57	05/10/2021	ARP	ARP	ARP	ARP
MW-48	723.57	05/18/2021	ARP	ARP	ARP	ARP
MW-48	723.57	05/26/2021	33.60	33.74	0.14	689.93
MW-48	723.57	05/31/2021	ARP	ARP	ARP	ARP
MW-48	723.57	06/07/2021	ARP	ARP	ARP	ARP
MW-48	723.57	06/14/2021	ARP	ARP	ARP	ARP
MW-48	723.57	06/21/2021	ARP	ARP	ARP	ARP
MW-48	723.57	07/01/2021	34.02	34.42	0.40	689.44
MW-48	723.57	07/06/2021	ARP	ARP	ARP	ARP

Table 3
Summary of Monitoring Well Gauging Data

Colonial Pipeline Company
2020-L1-SR2448
Huntersville, North Carolina

Well ID	Top Of Casing Elevation[1]	Date	Depth to Free Product (ft btoc)	Depth to Groundwater (ft btoc)	Free Product Thickness (ft)	Groundwater Elevation[2] (ft btoc)
MW-48	723.57	07/14/2021	34.50	34.72	0.22	689.01
MW-48	723.57	07/28/2021	34.97	35.12	0.15	688.56
MW-48	723.57	08/16/2021	ARP	ARP	ARP	ARP
MW-48	723.57	08/26/2021	35.67	35.87	0.20	687.85
MW-48	723.57	08/30/2021	ARP	ARP	ARP	ARP
MW-48	723.57	09/16/2021	ND	36.36	0.00	687.21
MW-48	723.57	09/23/2021	36.48	36.61	0.13	687.06
MW-48	723.57	10/06/2021	ARP	ARP	ARP	ARP
MW-48	723.57	10/12/2021	ARP	ARP	ARP	ARP
MW-48	723.57	10/18/2021	ARP	ARP	ARP	ARP
MW-48	723.57	10/27/2021	37.17	37.41	0.24	686.34
MW-48	723.57	11/01/2021	ARP	ARP	ARP	ARP
MW-48	723.57	11/30/2021	ND	37.88	0.00	685.69
MW-48	723.57	12/06/2021	ARP	ARP	ARP	ARP
MW-48	723.57	12/13/2021	ARP	ARP	ARP	ARP
MW-48	723.57	12/20/2021	ARP	ARP	ARP	ARP
MW-48	723.57	12/28/2021	38.58	38.62	0.04	684.98
MW-48	723.57	01/04/2022	ARP	ARP	ARP	ARP
MW-48	723.57	01/10/2022	ARP	ARP	ARP	ARP
MW-48	723.57	01/27/2022	39.52	39.64	0.12	684.02
MW-48	723.57	01/31/2022	ARP	ARP	ARP	ARP
MW-48	723.57	02/09/2022	ARP	ARP	ARP	ARP
MW-48	723.57	02/14/2022	ARP	ARP	ARP	ARP
MW-48	723.57	02/24/2022	ND	40.64	0.00	682.93
MW-48	723.57	02/28/2022	ARP	ARP	ARP	ARP
MW-48	723.57	03/07/2022	ARP	ARP	ARP	ARP
MW-48	723.57	03/14/2022	ARP	ARP	ARP	ARP
MW-48	723.57	03/22/2022	ARP	ARP	ARP	ARP
MW-48	723.57	04/01/2022	ND	41.56	0.00	682.01
MW-48	723.57	04/11/2022	ARP	ARP	ARP	ARP
MW-48	723.57	04/19/2022	ARP	ARP	ARP	ARP
MW-48	723.57	04/28/2022	ND	42.20	0.00	681.37
MW-48	723.57	05/04/2022	ARP	ARP	ARP	ARP
MW-48	723.57	05/11/2022	ARP	ARP	ARP	ARP
MW-48	723.57	05/18/2022	ARP	ARP	ARP	ARP
MW-48	723.57	05/25/2022	ND	42.69	0.00	680.88
MW-48	723.57	06/01/2022	ARP	ARP	ARP	ARP
MW-48	723.57	06/08/2022	ARP	ARP	ARP	ARP
MW-48	723.57	06/13/2022	ARP	ARP	ARP	ARP
MW-49						
MW-49	727.58	09/18/2020	ND	32.29	0.00	695.29
MW-49	727.58	09/28/2020	ND	33.63	0.00	693.95
MW-49	727.58	10/03/2020	ND	33.75	0.00	693.83
MW-49	727.58	10/19/2020	ND	33.73	0.00	693.85
MW-49	727.58	10/26/2020	ND	33.76	0.00	693.82

Table 3
Summary of Monitoring Well Gauging Data

Colonial Pipeline Company
2020-L1-SR2448
Huntersville, North Carolina

Well ID	Top Of Casing Elevation[1]	Date	Depth to Free Product (ft btoc)	Depth to Groundwater (ft btoc)	Free Product Thickness (ft)	Groundwater Elevation[2] (ft btoc)
MW-49	727.58	11/09/2020	ND	33.69	0.00	693.89
MW-49	727.58	11/18/2020	ND	33.70	0.00	693.88
MW-49	727.58	11/23/2020	ND	33.55	0.00	694.03
MW-49	727.58	12/07/2020	ND	33.45	0.00	694.13
MW-49	727.58	12/21/2020	ND	33.49	0.00	694.09
MW-49	727.58	12/26/2020	ND	33.57	0.00	694.01
MW-49	727.58	01/10/2021	ND	33.53	0.00	694.05
MW-49	727.58	01/19/2021	ND	33.51	0.00	694.07
MW-49	727.58	01/25/2021	ND	33.34	0.00	694.24
MW-49	727.58	02/01/2021	ND	33.42	0.00	694.16
MW-49	727.58	02/08/2021	ND	33.65	0.00	693.93
MW-49	727.58	02/16/2021	ND	33.52	0.00	694.06
MW-49	727.58	02/22/2021	ND	33.37	0.00	694.21
MW-49	727.58	03/04/2021	ND	33.28	0.00	694.30
MW-49	727.58	03/08/2021	ND	33.36	0.00	694.22
MW-49	727.58	03/15/2021	ND	33.33	0.00	694.25
MW-49	727.58	03/22/2021	ND	33.31	0.00	694.27
MW-49	727.58	04/01/2021	ND	33.09	0.00	694.49
MW-49	727.58	04/12/2021	ND	32.84	0.00	694.74
MW-49	727.58	04/19/2021	ND	32.78	0.00	694.80
MW-49	727.58	04/29/2021	ND	32.75	0.00	694.83
MW-49	727.58	05/03/2021	ND	32.73	0.00	694.85
MW-49	727.58	05/10/2021	ND	32.92	0.00	694.66
MW-49	727.58	05/18/2021	ND	33.29	0.00	694.29
MW-49	727.58	05/26/2021	ND	33.41	0.00	694.17
MW-49	727.58	05/31/2021	ND	33.71	0.00	693.87
MW-49	727.58	06/07/2021	ND	33.81	0.00	693.77
MW-49	727.58	06/14/2021	ND	34.03	0.00	693.55
MW-49	727.58	06/21/2021	ND	34.08	0.00	693.50
MW-49	727.58	07/01/2021	ND	34.34	0.00	693.24
MW-49	727.58	07/06/2021	ND	34.62	0.00	692.96
MW-49	727.58	07/14/2021	ND	37.77	0.00	689.81
MW-49	727.58	07/28/2021	ND	35.02	0.00	692.56
MW-49	727.58	08/02/2021	ND	35.26	0.00	692.32
MW-49	727.58	08/16/2021	ND	35.49	0.00	692.09
MW-49	727.58	08/26/2021	ND	35.63	0.00	691.95
MW-49	727.58	08/30/2021	ND	35.76	0.00	691.82
MW-49	727.58	09/14/2021	ND	36.04	0.00	691.54
MW-49	727.58	09/23/2021	ND	36.24	0.00	691.34
MW-49	727.58	10/06/2021	ND	36.52	0.00	691.06
MW-49	727.58	10/12/2021	ND	36.70	0.00	690.88
MW-49	727.58	10/18/2021	ND	36.85	0.00	690.73
MW-49	727.58	10/27/2021	ND	37.02	0.00	690.56
MW-49	727.58	11/01/2021	ND	37.18	0.00	690.40
MW-49	727.58	11/22/2021	ND	37.52	0.00	690.06

Table 3
Summary of Monitoring Well Gauging Data

Colonial Pipeline Company
2020-L1-SR2448
Huntersville, North Carolina

Well ID	Top Of Casing Elevation[1]	Date	Depth to Free Product (ft btoc)	Depth to Groundwater (ft btoc)	Free Product Thickness (ft)	Groundwater Elevation[2] (ft btoc)
MW-49	727.58	11/30/2021	ND	37.71	0.00	689.87
MW-49	727.58	12/06/2021	ND	37.72	0.00	689.86
MW-49	727.58	12/13/2021	ND	37.98	0.00	689.60
MW-49	727.58	12/20/2021	ND	38.11	0.00	689.47
MW-49	727.58	12/28/2021	ND	38.19	0.00	689.39
MW-49	727.58	01/04/2022	ND	38.43	0.00	689.15
MW-49	727.58	01/10/2022	ND	38.58	0.00	689.00
MW-49	727.58	01/27/2022	ND	38.58	0.00	689.00
MW-49	727.58	01/31/2022	ND	38.66	0.00	688.92
MW-49	727.58	02/09/2022	ND	38.80	0.00	688.78
MW-49	727.58	02/14/2022	ND	38.93	0.00	688.65
MW-49	727.58	02/24/2022	ND	39.01	0.00	688.57
MW-49	727.58	02/28/2022	ND	39.15	0.00	688.43
MW-49	727.58	03/07/2022	ND	39.23	0.00	688.35
MW-49	727.58	03/14/2022	ND	39.27	0.00	688.31
MW-49	727.58	03/22/2022	ND	39.37	0.00	688.21
MW-49	727.58	04/01/2022	ND	39.20	0.00	688.38
MW-49	727.58	04/11/2022	ND	39.15	0.00	688.43
MW-49	727.58	04/19/2022	ND	39.24	0.00	688.34
MW-49	727.58	04/28/2022	ND	39.22	0.00	688.36
MW-49	727.58	05/04/2022	ND	39.10	0.00	688.48
MW-49	727.58	05/11/2022	ND	39.19	0.00	688.39
MW-49	727.58	05/18/2022	ND	39.26	0.00	688.32
MW-49	727.58	05/25/2022	ND	39.33	0.00	688.25
MW-49	727.58	06/01/2022	ND	39.43	0.00	688.15
MW-49	727.58	06/08/2022	ND	39.51	0.00	688.07
MW-49	727.58	06/13/2022	ND	39.46	0.00	688.12
MW-50						
MW-50	731.14	09/18/2020	ND	35.04	0.00	696.10
MW-50	731.14	09/28/2020	ND	36.74	0.00	694.40
MW-50	731.14	10/03/2020	ND	36.85	0.00	694.29
MW-50	731.14	10/19/2020	ND	36.88	0.00	694.26
MW-50	731.14	10/26/2020	ND	36.94	0.00	694.20
MW-50	731.14	11/09/2020	ND	36.90	0.00	694.24
MW-50	731.14	11/18/2020	ND	36.99	0.00	694.15
MW-50	731.14	11/23/2020	ND	36.86	0.00	694.28
MW-50	731.14	12/07/2020	ND	36.81	0.00	694.33
MW-50	731.14	12/21/2020	ND	36.84	0.00	694.30
MW-50	731.14	12/26/2020	ND	36.95	0.00	694.19
MW-50	731.14	01/10/2021	ND	36.95	0.00	694.19
MW-50	731.14	01/19/2021	ND	36.95	0.00	694.19
MW-50	731.14	01/25/2021	ND	36.92	0.00	694.22
MW-50	731.14	02/01/2021	ND	36.91	0.00	694.23
MW-50	731.14	02/08/2021	ND	37.67	0.00	693.47
MW-50	731.14	02/16/2021	ND	37.58	0.00	693.56

Table 3
Summary of Monitoring Well Gauging Data

Colonial Pipeline Company
2020-L1-SR2448
Huntersville, North Carolina

Well ID	Top Of Casing Elevation[1]	Date	Depth to Free Product (ft btoc)	Depth to Groundwater (ft btoc)	Free Product Thickness (ft)	Groundwater Elevation[2] (ft btoc)
MW-50	731.14	02/22/2021	ND	37.34	0.00	693.80
MW-50	731.14	03/04/2021	ND	37.19	0.00	693.95
MW-50	731.14	03/08/2021	ND	37.20	0.00	693.94
MW-50	731.14	03/15/2021	ND	37.47	0.00	693.67
MW-50	731.14	03/22/2021	ND	37.16	0.00	693.98
MW-50	731.14	04/01/2021	ND	36.93	0.00	694.21
MW-50	731.14	04/12/2021	ND	36.68	0.00	694.46
MW-50	731.14	04/19/2021	ND	36.91	0.00	694.23
MW-50	731.14	04/29/2021	ND	36.69	0.00	694.45
MW-50	731.14	05/03/2021	ND	36.83	0.00	694.31
MW-50	731.14	05/10/2021	ND	37.14	0.00	694.00
MW-50	731.14	05/18/2021	ND	37.54	0.00	693.60
MW-50	731.14	05/26/2021	ND	37.48	0.00	693.66
MW-50	731.14	05/31/2021	ND	38.01	0.00	693.13
MW-50	731.14	06/07/2021	ND	38.18	0.00	692.96
MW-50	731.14	06/14/2021	ND	38.34	0.00	692.80
MW-50	731.14	06/21/2021	ND	38.12	0.00	693.02
MW-50	731.14	07/01/2021	ND	38.43	0.00	692.71
MW-50	731.14	07/06/2021	ND	38.95	0.00	692.19
MW-50	731.14	07/14/2021	ND	38.94	0.00	692.20
MW-50	731.14	07/28/2021	ND	39.10	0.00	692.04
MW-50	731.14	08/02/2021	ND	39.57	0.00	691.57
MW-50	731.14	08/16/2021	ND	39.79	0.00	691.35
MW-50	731.14	08/26/2021	ND	39.74	0.00	691.40
MW-50	731.14	08/30/2021	ND	40.00	0.00	691.14
MW-50	731.14	09/14/2021	ND	42.20	0.00	688.94
MW-50	731.14	09/23/2021	ND	40.26	0.00	690.88
MW-50	731.14	10/06/2021	ND	40.53	0.00	690.61
MW-50	731.14	10/12/2021	ND	40.80	0.00	690.34
MW-50	731.14	10/18/2021	ND	40.95	0.00	690.19
MW-50	731.14	10/27/2021	ND	40.95	0.00	690.19
MW-50	731.14	11/01/2021	ND	41.21	0.00	689.93
MW-50	731.14	11/22/2021	ND	41.52	0.00	689.62
MW-50	731.14	11/30/2021	ND	41.65	0.00	689.49
MW-50	731.14	12/06/2021	ND	41.69	0.00	689.45
MW-50	731.14	12/13/2021	ND	41.87	0.00	689.27
MW-50	731.14	12/20/2021	ND	42.03	0.00	689.11
MW-50	731.14	12/28/2021	ND	41.94	0.00	689.20
MW-50	731.14	01/04/2022	ND	42.32	0.00	688.82
MW-50	731.14	01/10/2022	ND	42.41	0.00	688.73
MW-50	731.14	01/27/2022	ND	42.26	0.00	688.88
MW-50	731.14	01/31/2022	ND	42.45	0.00	688.69
MW-50	731.14	02/09/2022	ND	42.63	0.00	688.51
MW-50	731.14	02/14/2022	ND	42.78	0.00	688.36
MW-50	731.14	02/24/2022	ND	42.76	0.00	688.38

Table 3
Summary of Monitoring Well Gauging Data

Colonial Pipeline Company
2020-L1-SR2448
Huntersville, North Carolina

Well ID	Top Of Casing Elevation[1]	Date	Depth to Free Product (ft btoc)	Depth to Groundwater (ft btoc)	Free Product Thickness (ft)	Groundwater Elevation[2] (ft btoc)
MW-50	731.14	02/28/2022	ND	43.02	0.00	688.12
MW-50	731.14	03/07/2022	ND	43.11	0.00	688.03
MW-50	731.14	03/14/2022	ND	43.04	0.00	688.10
MW-50	731.14	03/22/2022	ND	43.27	0.00	687.87
MW-50	731.14	04/01/2022	ND	43.03	0.00	688.11
MW-50	731.14	04/11/2022	ND	42.98	0.00	688.16
MW-50	731.14	04/19/2022	ND	43.12	0.00	688.02
MW-50	731.14	04/28/2022	ND	43.06	0.00	688.08
MW-50	731.14	05/04/2022	ND	42.93	0.00	688.21
MW-50	731.14	05/11/2022	ND	43.02	0.00	688.12
MW-50	731.14	05/18/2022	ND	43.00	0.00	688.14
MW-50	731.14	05/25/2022	ND	43.15	0.00	687.99
MW-50	731.14	06/01/2022	ND	43.28	0.00	687.86
MW-50	731.14	06/08/2022	ND	43.36	0.00	687.78
MW-50	731.14	06/13/2022	ND	43.19	0.00	687.95
MW-51						
MW-51	731.20	09/18/2020	ND	31.34	0.00	699.86
MW-51	731.20	09/28/2020	ND	37.08	0.00	694.12
MW-51	731.20	10/03/2020	ND	37.18	0.00	694.02
MW-51	731.20	10/19/2020	ND	37.18	0.00	694.02
MW-51	731.20	10/26/2020	ND	37.19	0.00	694.01
MW-51	731.20	11/09/2020	ND	37.18	0.00	694.02
MW-51	731.20	11/18/2020	ND	37.27	0.00	693.93
MW-51	731.20	11/23/2020	ND	37.10	0.00	694.10
MW-51	731.20	12/07/2020	ND	37.03	0.00	694.17
MW-51	731.20	12/21/2020	ND	37.08	0.00	694.12
MW-51	731.20	12/26/2020	ND	37.18	0.00	694.02
MW-51	731.20	01/10/2021	ND	37.20	0.00	694.00
MW-51	731.20	01/19/2021	ND	37.19	0.00	694.01
MW-51	731.20	01/25/2021	ND	37.07	0.00	694.13
MW-51	731.20	02/01/2021	ND	37.16	0.00	694.04
MW-51	731.20	02/08/2021	ND	37.51	0.00	693.69
MW-51	731.20	02/16/2021	ND	37.38	0.00	693.82
MW-51	731.20	02/22/2021	ND	37.29	0.00	693.91
MW-51	731.20	03/04/2021	ND	37.22	0.00	693.98
MW-51	731.20	03/08/2021	ND	37.31	0.00	693.89
MW-51	731.20	03/15/2021	ND	37.31	0.00	693.89
MW-51	731.20	03/22/2021	ND	37.30	0.00	693.90
MW-51	731.20	04/01/2021	ND	37.09	0.00	694.11
MW-51	731.20	04/12/2021	ND	36.86	0.00	694.34
MW-51	731.20	04/09/2021	ND	36.85	0.00	694.35
MW-51	731.20	04/29/2021	ND	36.79	0.00	694.41
MW-51	731.20	05/03/2021	ND	36.76	0.00	694.44
MW-51	731.20	05/10/2021	ND	36.96	0.00	694.24
MW-51	731.20	05/18/2021	ND	37.36	0.00	693.84

Table 3
Summary of Monitoring Well Gauging Data

Colonial Pipeline Company
2020-L1-SR2448
Huntersville, North Carolina

Well ID	Top Of Casing Elevation[1]	Date	Depth to Free Product (ft btoc)	Depth to Groundwater (ft btoc)	Free Product Thickness (ft)	Groundwater Elevation[2] (ft btoc)
MW-51	731.20	05/26/2021	ND	37.46	0.00	693.74
MW-51	731.20	05/31/2021	ND	37.78	0.00	693.42
MW-51	731.20	06/07/2021	ND	37.93	0.00	693.27
MW-51	731.20	06/14/2021	ND	37.86	0.00	693.34
MW-51	731.20	06/21/2021	ND	38.07	0.00	693.13
MW-51	731.20	07/01/2021	ND	38.38	0.00	692.82
MW-51	731.20	07/06/2021	ND	38.74	0.00	692.46
MW-51	731.20	07/14/2021	ND	38.87	0.00	692.33
MW-51	731.20	07/28/2021	ND	39.15	0.00	692.05
MW-51	731.20	08/02/2021	ND	39.37	0.00	691.83
MW-51	731.20	08/16/2021	ND	39.58	0.00	691.62
MW-51	731.20	08/26/2021	ND	39.72	0.00	691.48
MW-51	731.20	08/30/2021	ND	39.84	0.00	691.36
MW-51	731.20	09/14/2021	ND	40.10	0.00	691.10
MW-51	731.20	09/23/2021	ND	40.24	0.00	690.96
MW-51	731.20	10/06/2021	ND	40.53	0.00	690.67
MW-51	731.20	10/12/2021	ND	40.73	0.00	690.47
MW-51	731.20	10/18/2021	ND	40.88	0.00	690.32
MW-51	731.20	10/27/2021	ND	41.00	0.00	690.20
MW-51	731.20	11/01/2021	ND	41.17	0.00	690.03
MW-51	731.20	11/22/2021	ND	41.50	0.00	689.70
MW-51	731.20	11/30/2021	ND	41.70	0.00	689.50
MW-51	731.20	12/06/2021	ND	41.75	0.00	689.45
MW-51	731.20	12/13/2021	ND	41.96	0.00	689.24
MW-51	731.20	12/20/2021	ND	42.05	0.00	689.15
MW-51	731.20	12/28/2021	ND	42.08	0.00	689.12
MW-51	731.20	01/04/2022	ND	42.38	0.00	688.82
MW-51	731.20	01/10/2022	ND	42.99	0.00	688.21
MW-51	731.20	01/27/2022	ND	42.49	0.00	688.71
MW-51	731.20	01/31/2022	ND	42.60	0.00	688.60
MW-51	731.20	02/09/2022	ND	42.77	0.00	688.43
MW-51	731.20	02/14/2022	ND	42.88	0.00	688.32
MW-51	731.20	02/24/2022	ND	42.95	0.00	688.25
MW-51	731.20	02/28/2022	ND	43.10	0.00	688.10
MW-51	731.20	03/07/2022	ND	43.21	0.00	687.99
MW-51	731.20	03/14/2022	ND	43.25	0.00	687.95
MW-51	731.20	03/22/2022	ND	43.45	0.00	687.75
MW-51	731.20	04/01/2022	ND	43.25	0.00	687.95
MW-51	731.20	04/11/2022	ND	43.19	0.00	688.01
MW-51	731.20	04/19/2022	ND	43.29	0.00	687.91
MW-51	731.20	04/28/2022	ND	43.31	0.00	687.89
MW-51	731.20	05/04/2022	ND	43.10	0.00	688.10
MW-51	731.20	05/11/2022	ND	43.25	0.00	687.95
MW-51	731.20	05/18/2022	ND	43.30	0.00	687.90
MW-51	731.20	05/25/2022	ND	43.38	0.00	687.82

Table 3
Summary of Monitoring Well Gauging Data

Colonial Pipeline Company
2020-L1-SR2448
Huntersville, North Carolina

Well ID	Top Of Casing Elevation[1]	Date	Depth to Free Product (ft btoc)	Depth to Groundwater (ft btoc)	Free Product Thickness (ft)	Groundwater Elevation[2] (ft btoc)
MW-51	731.20	06/01/2022	ND	43.48	0.00	687.72
MW-51	731.20	06/08/2022	ND	43.58	0.00	687.62
MW-51	731.20	06/13/2022	ND	43.47	0.00	687.73
MW-52						
MW-52	722.94	10/03/2020	ND	33.48	0.00	689.46
MW-52	722.94	10/19/2020	ND	33.56	0.00	689.38
MW-52	722.94	10/21/2020	ND	35.56	0.00	687.38
MW-52	722.94	10/26/2020	ND	33.60	0.00	689.34
MW-52	722.94	11/09/2020	ND	33.52	0.00	689.42
MW-52	722.94	11/18/2020	ND	33.59	0.00	689.35
MW-52	722.94	11/23/2020	ND	33.51	0.00	689.43
MW-52	722.94	12/07/2020	ND	33.36	0.00	689.58
MW-52	722.94	12/21/2020	ND	33.54	0.00	689.40
MW-52	722.94	12/26/2020	ND	33.49	0.00	689.45
MW-52	722.94	01/10/2021	ND	33.58	0.00	689.36
MW-52	722.94	01/19/2021	ND	33.89	0.00	689.05
MW-52	722.94	01/25/2021	ND	33.83	0.00	689.11
MW-52	722.94	02/01/2021	ND	33.72	0.00	689.22
MW-52	722.94	02/08/2021	ND	34.31	0.00	688.63
MW-52	722.94	02/16/2021	ND	33.91	0.00	689.03
MW-52	722.94	02/22/2021	ND	33.83	0.00	689.11
MW-52	722.94	03/04/2021	ND	33.44	0.00	689.50
MW-52	722.94	03/08/2021	ND	33.78	0.00	689.16
MW-52	722.94	03/15/2021	ND	33.78	0.00	689.16
MW-52	722.94	03/22/2021	ND	33.66	0.00	689.28
MW-52	722.94	04/01/2021	ND	33.34	0.00	689.60
MW-52	722.94	04/12/2021	ND	24.45	0.00	698.49
MW-52	722.94	04/19/2021	ND	33.47	0.00	689.47
MW-52	722.94	04/29/2021	ND	33.14	0.00	689.80
MW-52	722.94	05/03/2021	ND	33.39	0.00	689.55
MW-52	722.94	05/10/2021	ND	33.30	0.00	689.64
MW-52	722.94	05/18/2021	ND	33.18	0.00	689.76
MW-52	722.94	05/26/2021	ND	33.05	0.00	689.89
MW-52	722.94	05/31/2021	ND	33.24	0.00	689.70
MW-52	722.94	06/07/2021	ND	33.40	0.00	689.54
MW-52	722.94	06/14/2021	ND	33.55	0.00	689.39
MW-52	722.94	06/21/2021	ND	33.73	0.00	689.21
MW-52	722.94	07/01/2021	ND	33.61	0.00	689.33
MW-52	722.94	07/06/2021	ND	34.22	0.00	688.72
MW-52	722.94	07/14/2021	ND	34.03	0.00	688.91
MW-52	722.94	07/28/2021	ND	34.84	0.00	688.10
MW-52	722.94	08/02/2021	ND	35.10	0.00	687.84
MW-52	722.94	08/16/2021	ND	35.39	0.00	687.55
MW-52	722.94	08/26/2021	ND	35.30	0.00	687.64
MW-52	722.94	08/30/2021	ND	35.74	0.00	687.20

Table 3
Summary of Monitoring Well Gauging Data

Colonial Pipeline Company
2020-L1-SR2448
Huntersville, North Carolina

Well ID	Top Of Casing Elevation[1]	Date	Depth to Free Product (ft btoc)	Depth to Groundwater (ft btoc)	Free Product Thickness (ft)	Groundwater Elevation[2] (ft btoc)
MW-52	722.94	09/14/2021	ND	36.21	0.00	686.73
MW-52	722.94	09/23/2021	ND	36.10	0.00	686.84
MW-52	722.94	10/06/2021	ND	36.70	0.00	686.24
MW-52	722.94	10/12/2021	ND	36.88	0.00	686.06
MW-52	722.94	10/18/2021	ND	37.03	0.00	685.91
MW-52	722.94	10/27/2021	ND	36.85	0.00	686.09
MW-52	722.94	11/01/2021	ND	37.07	0.00	685.87
MW-52	722.94	11/22/2021	ND	37.40	0.00	685.54
MW-52	722.94	11/30/2021	ND	37.66	0.00	685.28
MW-52	722.94	12/06/2021	ND	37.80	0.00	685.14
MW-52	722.94	12/13/2021	ND	37.93	0.00	685.01
MW-52	722.94	12/20/2021	ND	38.30	0.00	684.64
MW-52	722.94	12/28/2021	ND	38.28	0.00	684.66
MW-52	722.94	01/04/2022	ND	38.79	0.00	684.15
MW-52	722.94	01/10/2022	ND	39.09	0.00	683.85
MW-52	722.94	01/27/2022	ND	39.24	0.00	683.70
MW-52	722.94	01/31/2022	ND	39.41	0.00	683.53
MW-52	722.94	02/09/2022	ND	39.80	0.00	683.14
MW-52	722.94	02/14/2022	ND	40.07	0.00	682.87
MW-52	722.94	02/24/2022	ND	40.30	0.00	682.64
MW-52	722.94	02/28/2022	ND	40.51	0.00	682.43
MW-52	722.94	03/07/2022	ND	40.74	0.00	682.20
MW-52	722.94	03/14/2022	ND	40.83	0.00	682.11
MW-52	722.94	03/22/2022	ND	41.25	0.00	681.69
MW-52	722.94	04/01/2022	ND	41.28	0.00	681.66
MW-52	722.94	04/11/2022	ND	41.72	0.00	681.22
MW-52	722.94	04/19/2022	ND	41.97	0.00	680.97
MW-52	722.94	04/28/2022	ND	41.94	0.00	681.00
MW-52	722.94	05/04/2022	ND	42.22	0.00	680.72
MW-52	722.94	05/11/2022	42.30	42.40	0.10	680.61
MW-52	722.94	05/18/2022	42.43	42.52	0.09	680.49
MW-52	722.94	05/25/2022	42.48	42.56	0.08	680.44
MW-52	722.94	06/01/2022	42.45	42.53	0.08	680.47
MW-52	722.94	06/08/2022	ARP	ARP	ARP	ARP
MW-52	722.94	06/13/2022	ARP	ARP	ARP	ARP
MW-53						
MW-53	707.49	10/03/2020	ND	29.76	0.00	677.73
MW-53	707.49	10/19/2020	ND	25.59	0.00	681.90
MW-53	707.49	10/26/2020	ND	25.51	0.00	681.98
MW-53	707.49	11/09/2020	ND	25.40	0.00	682.09
MW-53	707.49	11/18/2020	ND	25.20	0.00	682.29
MW-53	707.49	11/23/2020	ND	25.07	0.00	682.42
MW-53	707.49	12/07/2020	ND	24.86	0.00	682.63
MW-53	707.49	12/21/2020	ND	24.78	0.00	682.71
MW-53	707.49	12/26/2020	ND	27.74	0.00	679.75

Table 3
Summary of Monitoring Well Gauging Data

Colonial Pipeline Company
2020-L1-SR2448
Huntersville, North Carolina

Well ID	Top Of Casing Elevation[1]	Date	Depth to Free Product (ft btoc)	Depth to Groundwater (ft btoc)	Free Product Thickness (ft)	Groundwater Elevation[2] (ft btoc)
MW-53	707.49	01/10/2021	ND	24.70	0.00	682.79
MW-53	707.49	01/19/2021	ND	25.10	0.00	682.39
MW-53	707.49	01/25/2021	ND	25.27	0.00	682.22
MW-53	707.49	02/01/2021	ND	25.20	0.00	682.29
MW-53	707.49	02/08/2021	ND	25.36	0.00	682.13
MW-53	707.49	02/16/2021	ND	24.86	0.00	682.63
MW-53	707.49	02/22/2021	ND	24.32	0.00	683.17
MW-53	707.49	03/04/2021	ND	24.14	0.00	683.35
MW-53	707.49	03/08/2021	ND	24.48	0.00	683.01
MW-53	707.49	03/15/2021	ND	24.56	0.00	682.93
MW-53	707.49	03/22/2021	ND	24.38	0.00	683.11
MW-53	707.49	04/01/2021	ND	23.79	0.00	683.70
MW-53	707.49	04/12/2021	ND	24.26	0.00	683.23
MW-53	707.49	04/19/2021	ND	24.64	0.00	682.85
MW-53	707.49	04/29/2021	ND	24.90	0.00	682.59
MW-53	707.49	05/03/2021	ND	24.96	0.00	682.53
MW-53	707.49	05/10/2021	ND	25.18	0.00	682.31
MW-53	707.49	05/18/2021	ND	25.42	0.00	682.07
MW-53	707.49	05/26/2021	ND	25.55	0.00	681.94
MW-53	707.49	05/31/2021	ND	25.86	0.00	681.63
MW-53	707.49	06/07/2021	ND	26.16	0.00	681.33
MW-53	707.49	06/14/2021	ND	26.26	0.00	681.23
MW-53	707.49	06/21/2021	ND	26.44	0.00	681.05
MW-53	707.49	07/01/2021	ND	27.59	0.00	679.90
MW-53	707.49	07/06/2021	ND	26.83	0.00	680.66
MW-53	707.49	07/14/2021	ND	26.90	0.00	680.59
MW-53	707.49	07/28/2021	ND	27.43	0.00	680.06
MW-53	707.49	08/02/2021	ND	27.75	0.00	679.74
MW-53	707.49	08/16/2021	ND	28.38	0.00	679.11
MW-53	707.49	08/26/2021	ND	28.84	0.00	678.65
MW-53	707.49	08/30/2021	ND	29.23	0.00	678.26
MW-53	707.49	09/14/2021	ND	30.02	0.00	677.47
MW-53	707.49	09/23/2021	ND	30.30	0.00	677.19
MW-53	707.49	10/06/2021	ND	31.31	0.00	676.18
MW-53	707.49	10/12/2021	ND	31.60	0.00	675.89
MW-53	707.49	10/18/2021	ND	31.93	0.00	675.56
MW-53	707.49	10/27/2021	ND	32.07	0.00	675.42
MW-53	707.49	11/01/2021	ND	32.25	0.00	675.24
MW-53	707.49	11/22/2021	ND	34.04	0.00	673.45
MW-53	707.49	11/30/2021	ND	34.23	0.00	673.26
MW-53	707.49	12/06/2021	ND	34.65	0.00	672.84
MW-53	707.49	12/13/2021	ND	34.90	0.00	672.59
MW-53	707.49	12/20/2021	ND	35.16	0.00	672.33
MW-53	707.49	12/28/2021	ND	34.69	0.00	672.80
MW-53	707.49	01/04/2022	ND	35.33	0.00	672.16

Table 3
Summary of Monitoring Well Gauging Data

Colonial Pipeline Company
2020-L1-SR2448
Huntersville, North Carolina

Well ID	Top Of Casing Elevation[1]	Date	Depth to Free Product (ft btoc)	Depth to Groundwater (ft btoc)	Free Product Thickness (ft)	Groundwater Elevation[2] (ft btoc)
MW-53	707.49	01/10/2022	ND	35.50	0.00	671.99
MW-53	707.49	01/27/2022	ND	35.07	0.00	672.42
MW-53	707.49	01/31/2022	ND	35.03	0.00	672.46
MW-53	707.49	02/09/2022	ND	35.24	0.00	672.25
MW-53	707.49	02/14/2022	ND	35.49	0.00	672.00
MW-53	707.49	02/24/2022	ND	35.16	0.00	672.33
MW-53	707.49	02/28/2022	ND	35.01	0.00	672.48
MW-53	707.49	03/07/2022	ND	35.70	0.00	671.79
MW-53	707.49	03/14/2022	ND	35.38	0.00	672.11
MW-53	707.49	03/22/2022	ND	35.34	0.00	672.15
MW-53	707.49	04/01/2022	ND	34.76	0.00	672.73
MW-53	707.49	04/11/2022	ND	35.27	0.00	672.22
MW-53	707.49	04/19/2022	ND	35.40	0.00	672.09
MW-53	707.49	04/28/2022	ND	34.93	0.00	672.56
MW-53	707.49	05/04/2022	ND	34.95	0.00	672.54
MW-53	707.49	05/11/2022	ND	35.12	0.00	672.37
MW-53	707.49	05/18/2022	ND	35.48	0.00	672.01
MW-53	707.49	05/25/2022	ND	35.40	0.00	672.09
MW-53	707.49	06/01/2022	ND	35.84	0.00	671.65
MW-53	707.49	06/08/2022	ND	35.98	0.00	671.51
MW-53	707.49	06/13/2022	ND	36.08	0.00	671.41
MW-54						
MW-54	707.97	10/03/2020	ND	25.60	0.00	682.37
MW-54	707.97	10/19/2020	ND	25.41	0.00	682.56
MW-54	707.97	10/26/2020	ND	25.35	0.00	682.62
MW-54	707.97	11/09/2020	ND	25.26	0.00	682.71
MW-54	707.97	11/18/2020	ND	25.16	0.00	682.81
MW-54	707.97	11/23/2020	ND	25.06	0.00	682.91
MW-54	707.97	12/07/2020	ND	24.79	0.00	683.18
MW-54	707.97	12/21/2020	ND	24.74	0.00	683.23
MW-54	707.97	12/26/2020	ND	24.74	0.00	683.23
MW-54	707.97	01/10/2021	ND	24.61	0.00	683.36
MW-54	707.97	01/19/2021	ND	24.96	0.00	683.01
MW-54	707.97	01/25/2021	ND	25.08	0.00	682.89
MW-54	707.97	02/01/2021	ND	25.08	0.00	682.89
MW-54	707.97	02/08/2021	ND	25.27	0.00	682.70
MW-54	707.97	02/16/2021	ND	24.82	0.00	683.15
MW-54	707.97	02/22/2021	ND	24.41	0.00	683.56
MW-54	707.97	03/04/2021	ND	24.07	0.00	683.90
MW-54	707.97	03/08/2021	ND	24.43	0.00	683.54
MW-54	707.97	03/15/2021	ND	24.45	0.00	683.52
MW-54	707.97	03/22/2021	ND	24.61	0.00	683.36
MW-54	707.97	04/01/2021	ND	24.01	0.00	683.96
MW-54	707.97	04/12/2021	ND	24.34	0.00	683.63
MW-54	707.97	04/19/2021	ND	24.71	0.00	683.26

Table 3
Summary of Monitoring Well Gauging Data

Colonial Pipeline Company
2020-L1-SR2448
Huntersville, North Carolina

Well ID	Top Of Casing Elevation[1]	Date	Depth to Free Product (ft btoc)	Depth to Groundwater (ft btoc)	Free Product Thickness (ft)	Groundwater Elevation[2] (ft btoc)
MW-54	707.97	04/29/2021	ND	24.86	0.00	683.11
MW-54	707.97	05/03/2021	ND	24.82	0.00	683.15
MW-54	707.97	05/10/2021	ND	25.20	0.00	682.77
MW-54	707.97	05/18/2021	ND	25.53	0.00	682.44
MW-54	707.97	05/26/2021	ND	25.56	0.00	682.41
MW-54	707.97	05/31/2021	ND	25.93	0.00	682.04
MW-54	707.97	06/07/2021	ND	26.27	0.00	681.70
MW-54	707.97	06/14/2021	ND	26.33	0.00	681.64
MW-54	707.97	06/21/2021	ND	26.52	0.00	681.45
MW-54	707.97	07/01/2021	ND	26.63	0.00	681.34
MW-54	707.97	07/06/2021	ND	26.91	0.00	681.06
MW-54	707.97	07/14/2021	ND	26.92	0.00	681.05
MW-54	707.97	07/28/2021	ND	27.55	0.00	680.42
MW-54	707.97	08/02/2021	ND	28.01	0.00	679.96
MW-54	707.97	08/16/2021	28.64	28.84	0.20	679.28
MW-54	707.97	08/26/2021	29.00	29.28	0.28	678.90
MW-54	707.97	08/30/2021	29.63	30.10	0.47	678.21
MW-54	707.97	09/16/2021	30.54	31.08	0.54	677.29
MW-54	707.97	09/23/2021	30.91	31.63	0.72	676.87
MW-54	707.97	10/06/2021	ARP	ARP	ARP	ARP
MW-54	707.97	10/12/2021	ARP	ARP	ARP	ARP
MW-54	707.97	10/18/2021	ARP	ARP	ARP	ARP
MW-54	707.97	10/27/2021	32.64	34.26	1.62	674.90
MW-54	707.97	11/01/2021	ARP	ARP	ARP	ARP
MW-54	708.50	11/30/2021	34.95	35.05	0.10	673.53
MW-54	708.50	12/06/2021	ARP	ARP	ARP	ARP
MW-54	708.50	12/13/2021	ARP	ARP	ARP	ARP
MW-54	708.50	12/20/2021	ARP	ARP	ARP	ARP
MW-54	708.50	12/28/2021	35.65	35.74	0.09	672.83
MW-54	708.50	01/04/2022	ARP	ARP	ARP	ARP
MW-54	708.50	01/10/2022	ARP	ARP	ARP	ARP
MW-54	708.50	01/27/2022	35.96	36.08	0.12	672.51
MW-54	708.50	01/31/2022	ARP	ARP	ARP	ARP
MW-54	708.50	02/09/2022	ARP	ARP	ARP	ARP
MW-54	708.50	02/14/2022	ARP	ARP	ARP	ARP
MW-54	708.50	02/24/2022	36.12	36.19	0.07	672.37
MW-54	708.50	02/28/2022	ARP	ARP	ARP	ARP
MW-54	708.50	03/07/2022	ND	ND	ND	ND
MW-54	708.50	03/14/2022	ARP	ARP	ARP	ARP
MW-54	708.50	03/22/2022	ARP	ARP	ARP	ARP
MW-54	708.50	04/01/2022	ND	35.86	0.00	672.64
MW-54	708.50	04/11/2022	ARP	ARP	ARP	ARP
MW-54	708.50	04/19/2022	ARP	ARP	ARP	ARP
MW-54	708.50	04/28/2022	36.17	36.21	0.04	672.32
MW-54	708.50	05/04/2022	ARP	ARP	ARP	ARP

Table 3
Summary of Monitoring Well Gauging Data

Colonial Pipeline Company
2020-L1-SR2448
Huntersville, North Carolina

Well ID	Top Of Casing Elevation[1]	Date	Depth to Free Product (ft btoc)	Depth to Groundwater (ft btoc)	Free Product Thickness (ft)	Groundwater Elevation[2] (ft btoc)
MW-54	708.50	05/11/2022	ARP	ARP	ARP	ARP
MW-54	708.50	05/18/2022	ARP	ARP	ARP	ARP
MW-54	708.50	05/25/2022	36.48	36.59	0.11	672.00
MW-54	708.50	06/01/2022	ARP	ARP	ARP	ARP
MW-54	708.50	06/08/2022	ARP	ARP	ARP	ARP
MW-54	708.50	06/13/2022	ARP	ARP	ARP	ARP
MW-55						
MW-55	745.50	10/03/2020	ND	55.30	0.00	690.20
MW-55	745.50	10/19/2020	ND	53.23	0.00	692.27
MW-55	745.50	10/26/2020	ND	53.20	0.00	692.30
MW-55	745.50	11/09/2020	ND	53.28	0.00	692.22
MW-55	745.50	11/18/2020	ND	53.63	0.00	691.87
MW-55	745.50	11/23/2020	ND	53.29	0.00	692.21
MW-55	745.50	12/07/2020	ARP	ARP	ARP	ARP
MW-55	745.50	12/21/2020	ARP	ARP	ARP	ARP
MW-55	745.50	12/26/2020	51.17	53.54	2.37	693.70
MW-55	745.50	01/10/2021	ARP	ARP	ARP	ARP
MW-55	745.50	01/19/2021	ARP	ARP	ARP	ARP
MW-55	745.50	01/25/2021	ARP	ARP	ARP	ARP
MW-55	745.50	02/01/2021	51.41	54.29	2.88	693.32
MW-55	745.50	02/08/2021	ARP	ARP	ARP	ARP
MW-55	745.50	02/16/2021	ARP	ARP	ARP	ARP
MW-55	745.50	02/22/2021	ARP	ARP	ARP	ARP
MW-55	743.95	03/04/2021	51.43	54.04	2.61	691.82
MW-55	743.95	03/15/2021	ARP	ARP	ARP	ARP
MW-55	743.95	03/22/2021	ARP	ARP	ARP	ARP
MW-55	743.95	04/01/2021	51.71	54.01	2.30	691.63
MW-55	743.95	04/12/2021	ARP	ARP	ARP	ARP
MW-55	743.95	04/19/2021	ARP	ARP	ARP	ARP
MW-55	743.95	04/29/2021	51.91	53.36	1.45	691.65
MW-55	743.95	05/03/2021	ARP	ARP	ARP	ARP
MW-55	743.95	05/10/2021	ARP	ARP	ARP	ARP
MW-55	743.95	05/18/2021	ARP	ARP	ARP	ARP
MW-55	743.95	05/26/2021	51.85	53.64	1.79	691.62
MW-55	743.95	05/31/2021	ARP	ARP	ARP	ARP
MW-55	743.95	06/07/2021	ARP	ARP	ARP	ARP
MW-55	743.95	06/14/2021	ARP	ARP	ARP	ARP
MW-55	743.95	06/21/2021	ARP	ARP	ARP	ARP
MW-55	743.95	07/01/2021	52.77	52.93	0.16	691.14
MW-55	743.95	07/06/2021	ARP	ARP	ARP	ARP
MW-55	743.95	07/14/2021	52.88	53.02	0.14	691.03
MW-55	743.95	07/28/2021	53.12	53.29	0.17	690.78
MW-55	743.95	08/16/2021	ARP	ARP	ARP	ARP
MW-55	743.95	08/26/2021	53.63	53.85	0.22	690.26
MW-55	743.95	08/30/2021	ARP	ARP	ARP	ARP

Table 3
Summary of Monitoring Well Gauging Data

Colonial Pipeline Company
2020-L1-SR2448
Huntersville, North Carolina

Well ID	Top Of Casing Elevation[1]	Date	Depth to Free Product (ft btoc)	Depth to Groundwater (ft btoc)	Free Product Thickness (ft)	Groundwater Elevation[2] (ft btoc)
MW-55	743.95	09/16/2021	54.03	54.52	0.49	689.79
MW-55	743.95	09/23/2021	54.21	54.72	0.51	689.60
MW-55	743.95	10/06/2021	ARP	ARP	ARP	ARP
MW-55	743.95	10/12/2021	ARP	ARP	ARP	ARP
MW-55	743.95	10/18/2021	ARP	ARP	ARP	ARP
MW-55	743.95	10/27/2021	54.97	55.48	0.51	688.84
MW-55	743.95	11/01/2021	ARP	ARP	ARP	ARP
MW-55	743.95	11/30/2021	55.90	56.52	0.62	687.88
MW-55	743.95	12/06/2021	ARP	ARP	ARP	ARP
MW-55	743.95	12/13/2021	ARP	ARP	ARP	ARP
MW-55	743.95	12/20/2021	ARP	ARP	ARP	ARP
MW-55	743.95	12/28/2021	56.57	56.90	0.33	687.29
MW-55	743.95	01/04/2022	ARP	ARP	ARP	ARP
MW-55	743.95	01/10/2022	ARP	ARP	ARP	ARP
MW-55	743.95	01/27/2022	57.08	57.27	0.19	686.82
MW-55	743.95	01/31/2022	ARP	ARP	ARP	ARP
MW-55	743.95	02/09/2022	ARP	ARP	ARP	ARP
MW-55	743.95	02/14/2022	ARP	ARP	ARP	ARP
MW-55	743.95	02/24/2022	57.79	58.03	0.24	686.09
MW-55	743.95	02/28/2022	ARP	ARP	ARP	ARP
MW-55	743.95	03/07/2022	ND	ND	ND	ND
MW-55	743.95	03/14/2022	ARP	ARP	ARP	ARP
MW-55	743.95	03/22/2022	ARP	ARP	ARP	ARP
MW-55	743.95	04/01/2022	58.11	58.23	0.12	685.81
MW-55	743.95	04/11/2022	ARP	ARP	ARP	ARP
MW-55	743.95	04/19/2022	ARP	ARP	ARP	ARP
MW-55	743.95	04/28/2022	ND	58.55	0.00	685.40
MW-55	743.95	05/04/2022	ARP	ARP	ARP	ARP
MW-55	743.95	05/11/2022	ARP	ARP	ARP	ARP
MW-55	743.95	05/18/2022	ARP	ARP	ARP	ARP
MW-55	743.95	05/25/2022	ND	58.85	0.00	685.10
MW-55	743.95	06/01/2022	ARP	ARP	ARP	ARP
MW-55	743.95	06/08/2022	ARP	ARP	ARP	ARP
MW-55	743.95	06/13/2022	ARP	ARP	ARP	ARP
MW-56						
MW-56	681.53	10/03/2020	ND	12.27	0.00	669.26
MW-56	681.53	10/19/2020	ND	11.86	0.00	669.67
MW-56	681.53	10/26/2020	ND	11.76	0.00	669.77
MW-56	681.53	11/09/2020	ND	11.36	0.00	670.17
MW-56	681.53	11/18/2020	ND	11.11	0.00	670.42
MW-56	681.53	11/23/2020	ND	10.95	0.00	670.58
MW-56	681.53	12/07/2020	ND	10.49	0.00	671.04
MW-56	681.53	12/21/2020	ND	10.16	0.00	671.37
MW-56	681.53	12/26/2020	ND	10.30	0.00	671.23
MW-56	681.53	01/10/2021	ND	10.04	0.00	671.49

Table 3
Summary of Monitoring Well Gauging Data

Colonial Pipeline Company
2020-L1-SR2448
Huntersville, North Carolina

Well ID	Top Of Casing Elevation[1]	Date	Depth to Free Product (ft btoc)	Depth to Groundwater (ft btoc)	Free Product Thickness (ft)	Groundwater Elevation[2] (ft btoc)
MW-56	681.53	01/19/2021	ND	10.03	0.00	671.50
MW-56	681.53	01/25/2021	ND	9.82	0.00	671.71
MW-56	681.53	02/01/2021	ND	9.33	0.00	672.20
MW-56	681.53	02/08/2021	ND	9.68	0.00	671.85
MW-56	681.53	02/16/2021	ND	8.94	0.00	672.59
MW-56	681.53	02/22/2021	ND	5.72	0.00	675.81
MW-56	681.53	03/04/2021	ND	8.62	0.00	672.91
MW-56	681.53	03/08/2021	ND	8.99	0.00	672.54
MW-56	681.53	03/15/2021	ND	9.04	0.00	672.49
MW-56	681.53	03/22/2021	ND	8.61	0.00	672.92
MW-56	681.53	04/01/2021	ND	8.19	0.00	673.34
MW-56	681.53	04/12/2021	ND	8.28	0.00	673.25
MW-56	681.53	04/19/2021	ND	8.58	0.00	672.95
MW-56	681.53	04/29/2021	ND	8.88	0.00	672.65
MW-56	681.53	05/03/2021	ND	8.99	0.00	672.54
MW-56	681.53	05/10/2021	ND	9.28	0.00	672.25
MW-56	681.53	05/18/2021	ND	9.64	0.00	671.89
MW-56	681.53	05/26/2021	ND	10.04	0.00	671.49
MW-56	681.53	05/31/2021	ND	10.45	0.00	671.08
MW-56	681.53	06/07/2021	ND	10.65	0.00	670.88
MW-56	681.53	06/14/2021	ND	10.54	0.00	670.99
MW-56	681.53	06/21/2021	ND	10.74	0.00	670.79
MW-56	681.53	07/01/2021	ND	11.53	0.00	670.00
MW-56	681.53	07/06/2021	ND	11.29	0.00	670.24
MW-56	681.53	07/14/2021	ND	11.53	0.00	670.00
MW-56	681.53	07/28/2021	ND	11.43	0.00	670.10
MW-56	681.53	08/02/2021	ND	11.70	0.00	669.83
MW-56	681.53	08/16/2021	ND	12.23	0.00	669.30
MW-56	681.53	08/26/2021	ND	12.34	0.00	669.19
MW-56	681.53	08/30/2021	ND	12.45	0.00	669.08
MW-56	681.53	09/14/2021	ND	13.15	0.00	668.38
MW-56	681.53	09/23/2021	ND	13.26	0.00	668.27
MW-56	681.53	10/06/2021	ND	13.70	0.00	667.83
MW-56	681.53	10/12/2021	ND	13.63	0.00	667.90
MW-56	681.53	10/18/2021	ND	13.88	0.00	667.65
MW-56	681.53	10/27/2021	ND	14.06	0.00	667.47
MW-56	681.53	11/01/2021	ND	14.11	0.00	667.42
MW-56	681.53	11/15/2021	ND	14.12	0.00	667.41
MW-56	681.53	11/22/2021	ND	13.95	0.00	667.58
MW-56	681.53	11/30/2021	ND	14.00	0.00	667.53
MW-56	681.53	12/06/2021	ND	13.97	0.00	667.56
MW-56	681.53	12/13/2021	ND	13.98	0.00	667.55
MW-56	681.53	12/20/2021	ND	14.01	0.00	667.52
MW-56	681.53	12/28/2021	ND	13.91	0.00	667.62
MW-56	681.53	01/04/2022	ND	13.75	0.00	667.78

Table 3
Summary of Monitoring Well Gauging Data

Colonial Pipeline Company
2020-L1-SR2448
Huntersville, North Carolina

Well ID	Top Of Casing Elevation[1]	Date	Depth to Free Product (ft btoc)	Depth to Groundwater (ft btoc)	Free Product Thickness (ft)	Groundwater Elevation[2] (ft btoc)
MW-56	681.53	01/10/2022	ND	13.56	0.00	667.97
MW-56	681.53	01/27/2022	ND	13.20	0.00	668.33
MW-56	681.53	01/31/2022	ND	13.19	0.00	668.34
MW-56	681.53	02/09/2022	ND	12.84	0.00	668.69
MW-56	681.53	02/14/2022	ND	12.92	0.00	668.61
MW-56	681.53	02/24/2022	ND	12.92	0.00	668.61
MW-56	681.53	02/28/2022	ND	12.83	0.00	668.70
MW-56	681.53	03/07/2022	ND	12.67	0.00	668.86
MW-56	681.53	03/14/2022	ND	12.43	0.00	669.10
MW-56	681.53	03/22/2022	ND	12.18	0.00	669.35
MW-56	681.53	04/01/2022	ND	12.22	0.00	669.31
MW-56	681.53	04/11/2022	ND	12.10	0.00	669.43
MW-56	681.53	04/19/2022	ND	12.08	0.00	669.45
MW-56	681.53	04/28/2022	ND	12.18	0.00	669.35
MW-56	681.53	05/04/2022	ND	12.44	0.00	669.09
MW-56	681.53	05/11/2022	ND	12.89	0.00	668.64
MW-56	681.53	05/18/2022	ND	13.24	0.00	668.29
MW-56	681.53	05/25/2022	ND	13.62	0.00	667.91
MW-56	681.53	06/01/2022	ND	13.88	0.00	667.65
MW-56	681.53	06/08/2022	ND	14.31	0.00	667.22
MW-56	681.53	06/13/2022	ND	14.63	0.00	666.90
MW-57						
MW-57	687.07	10/03/2020	ND	13.71	0.00	673.36
MW-57	687.07	10/19/2020	ND	13.11	0.00	673.96
MW-57	687.07	10/26/2020	ND	13.05	0.00	674.02
MW-57	687.07	11/09/2020	ND	12.20	0.00	674.87
MW-57	687.07	11/18/2020	ND	12.25	0.00	674.82
MW-57	687.07	11/23/2020	ND	12.19	0.00	674.88
MW-57	687.07	12/07/2020	ND	11.64	0.00	675.43
MW-57	687.07	12/21/2020	ND	11.26	0.00	675.81
MW-57	687.07	12/26/2020	ND	11.20	0.00	675.87
MW-57	687.07	01/10/2021	ND	10.91	0.00	676.16
MW-57	687.07	01/19/2021	ND	10.96	0.00	676.11
MW-57	687.07	01/25/2021	ND	10.83	0.00	676.24
MW-57	687.07	02/01/2021	ND	10.21	0.00	676.86
MW-57	687.07	02/08/2021	ND	10.32	0.00	676.75
MW-57	687.07	02/16/2021	ND	9.53	0.00	677.54
MW-57	687.07	02/22/2021	ND	6.29	0.00	680.78
MW-57	687.07	03/04/2021	ND	9.12	0.00	677.95
MW-57	687.07	03/08/2021	ND	9.46	0.00	677.61
MW-57	687.07	03/15/2021	ND	9.49	0.00	677.58
MW-57	687.07	03/22/2021	NM	NM	NM	NM
MW-57	687.07	04/01/2021	ND	8.09	0.00	678.98
MW-57	687.07	04/12/2021	ND	8.25	0.00	678.82
MW-57	687.07	04/19/2021	ND	8.52	0.00	678.55

Table 3
Summary of Monitoring Well Gauging Data

Colonial Pipeline Company
2020-L1-SR2448
Huntersville, North Carolina

Well ID	Top Of Casing Elevation[1]	Date	Depth to Free Product (ft btoc)	Depth to Groundwater (ft btoc)	Free Product Thickness (ft)	Groundwater Elevation[2] (ft btoc)
MW-57	687.07	04/29/2021	ND	8.84	0.00	678.23
MW-57	687.07	05/03/2021	ND	8.98	0.00	678.09
MW-57	687.07	05/10/2021	ND	9.31	0.00	677.76
MW-57	687.07	05/18/2021	ND	10.73	0.00	676.34
MW-57	687.07	05/26/2021	ND	10.24	0.00	676.83
MW-57	687.07	05/31/2021	ND	10.66	0.00	676.41
MW-57	687.07	06/07/2021	ND	10.97	0.00	676.10
MW-57	687.07	06/14/2021	ND	10.95	0.00	676.12
MW-57	687.07	06/21/2021	ND	11.26	0.00	675.81
MW-57	687.07	07/01/2021	ND	11.64	0.00	675.43
MW-57	687.07	07/06/2021	ND	11.93	0.00	675.14
MW-57	687.07	07/14/2021	ND	12.27	0.00	674.80
MW-57	687.07	07/28/2021	ND	12.31	0.00	674.76
MW-57	687.07	08/02/2021	ND	12.59	0.00	674.48
MW-57	687.07	08/16/2021	ND	13.25	0.00	673.82
MW-57	687.07	08/26/2021	ND	13.45	0.00	673.62
MW-57	687.07	08/30/2021	ND	13.63	0.00	673.44
MW-57	687.07	09/14/2021	ND	14.44	0.00	672.63
MW-57	687.07	09/23/2021	ND	14.67	0.00	672.40
MW-57	687.07	10/06/2021	ND	15.20	0.00	671.87
MW-57	687.07	10/12/2021	ND	15.21	0.00	671.86
MW-57	687.07	10/18/2021	ND	15.48	0.00	671.59
MW-57	687.07	10/27/2021	ND	15.76	0.00	671.31
MW-57	687.07	11/01/2021	ND	15.81	0.00	671.26
MW-57	687.07	11/15/2021	ND	15.97	0.00	671.10
MW-57	687.07	11/22/2021	ND	15.93	0.00	671.14
MW-57	687.07	11/30/2021	ND	16.04	0.00	671.03
MW-57	687.18	12/06/2021	ND	15.99	0.00	671.19
MW-57	687.18	12/13/2021	ND	16.12	0.00	671.06
MW-57	687.18	12/20/2021	ND	16.19	0.00	670.99
MW-57	687.18	12/28/2021	ND	16.19	0.00	670.99
MW-57	687.18	01/04/2022	ND	16.05	0.00	671.13
MW-57	687.18	01/10/2022	ND	16.02	0.00	671.16
MW-57	687.18	01/27/2022	ND	15.83	0.00	671.35
MW-57	687.18	01/31/2022	ND	15.83	0.00	671.35
MW-57	687.18	02/09/2022	ND	15.58	0.00	671.60
MW-57	687.18	02/14/2022	ND	15.65	0.00	671.53
MW-57	687.18	02/24/2022	ND	15.76	0.00	671.42
MW-57	687.18	02/28/2022	ND	15.78	0.00	671.40
MW-57	687.18	03/07/2022	ND	15.71	0.00	671.47
MW-57	687.18	03/14/2022	ND	14.97	0.00	672.21
MW-57	687.18	03/22/2022	ND	14.95	0.00	672.23
MW-57	687.18	04/01/2022	ND	15.01	0.00	672.17
MW-57	687.18	04/11/2022	ND	14.81	0.00	672.37
MW-57	687.18	04/19/2022	ND	14.63	0.00	672.55

Table 3
Summary of Monitoring Well Gauging Data

Colonial Pipeline Company
2020-L1-SR2448
Huntersville, North Carolina

Well ID	Top Of Casing Elevation[1]	Date	Depth to Free Product (ft btoc)	Depth to Groundwater (ft btoc)	Free Product Thickness (ft)	Groundwater Elevation[2] (ft btoc)
MW-57	687.18	04/28/2022	ND	14.88	0.00	672.30
MW-57	687.18	05/04/2022	ND	15.10	0.00	672.08
MW-57	687.18	05/11/2022	ND	15.51	0.00	671.67
MW-57	687.18	05/18/2022	ND	15.93	0.00	671.25
MW-57	687.18	05/25/2022	ND	16.34	0.00	670.84
MW-57	687.18	06/01/2022	ND	16.45	0.00	670.73
MW-57	687.18	06/08/2022	ND	16.79	0.00	670.39
MW-57	687.18	06/13/2022	ND	17.06	0.00	670.12
MW-58						
MW-58	717.30	10/03/2020	ND	29.77	0.00	687.53
MW-58	717.30	10/19/2020	ND	29.78	0.00	687.52
MW-58	717.30	10/26/2020	ND	29.74	0.00	687.56
MW-58	717.30	11/09/2020	ND	29.60	0.00	687.70
MW-58	717.30	11/18/2020	ND	29.59	0.00	687.71
MW-58	717.30	11/23/2020	ND	29.54	0.00	687.76
MW-58	717.30	12/07/2020	ND	29.28	0.00	688.02
MW-58	717.30	12/21/2020	ND	29.23	0.00	688.07
MW-58	717.30	12/26/2020	ND	29.31	0.00	687.99
MW-58	717.30	01/10/2021	ND	29.09	0.00	688.21
MW-58	717.30	01/19/2021	ND	29.03	0.00	688.27
MW-58	717.30	01/25/2021	ND	28.88	0.00	688.42
MW-58	717.30	02/01/2021	ND	28.83	0.00	688.47
MW-58	717.30	02/08/2021	ND	28.99	0.00	688.31
MW-58	717.30	02/16/2021	ND	28.78	0.00	688.52
MW-58	717.30	02/22/2021	ND	28.65	0.00	688.65
MW-58	717.30	03/04/2021	ND	28.48	0.00	688.82
MW-58	717.30	03/08/2021	ND	28.62	0.00	688.68
MW-58	717.30	03/15/2021	ND	28.48	0.00	688.82
MW-58	717.30	03/22/2021	ND	28.31	0.00	688.99
MW-58	717.30	04/01/2021	ND	28.18	0.00	689.12
MW-58	717.30	04/12/2021	ND	27.86	0.00	689.44
MW-58	717.30	04/19/2021	ND	28.71	0.00	688.59
MW-58	717.30	04/29/2021	ND	27.71	0.00	689.59
MW-58	717.30	05/03/2021	ND	27.67	0.00	689.63
MW-58	717.30	05/10/2021	ND	27.72	0.00	689.58
MW-58	717.30	05/18/2021	ND	27.79	0.00	689.51
MW-58	717.30	05/26/2021	ND	27.80	0.00	689.50
MW-58	717.30	05/31/2021	ND	27.96	0.00	689.34
MW-58	717.30	06/07/2021	ND	28.00	0.00	689.30
MW-58	717.30	06/14/2021	ND	28.10	0.00	689.20
MW-58	717.30	06/21/2021	ND	28.24	0.00	689.06
MW-58	717.30	07/01/2021	ND	28.43	0.00	688.87
MW-58	717.30	07/06/2021	ND	28.62	0.00	688.68
MW-58	717.30	07/14/2021	ND	28.76	0.00	688.54
MW-58	717.30	07/28/2021	ND	29.08	0.00	688.22

Table 3
Summary of Monitoring Well Gauging Data

Colonial Pipeline Company
2020-L1-SR2448
Huntersville, North Carolina

Well ID	Top Of Casing Elevation[1]	Date	Depth to Free Product (ft btoc)	Depth to Groundwater (ft btoc)	Free Product Thickness (ft)	Groundwater Elevation[2] (ft btoc)
MW-58	717.30	08/02/2021	ND	29.26	0.00	688.04
MW-58	717.30	08/16/2021	ND	29.60	0.00	687.70
MW-58	717.30	08/26/2021	ND	29.88	0.00	687.42
MW-58	717.30	08/30/2021	ND	29.92	0.00	687.38
MW-58	717.30	09/14/2021	ND	30.30	0.00	687.00
MW-58	717.30	09/23/2021	ND	30.63	0.00	686.67
MW-58	717.30	10/06/2021	ND	30.93	0.00	686.37
MW-58	717.30	10/12/2021	ND	31.10	0.00	686.20
MW-58	717.30	10/18/2021	ND	31.33	0.00	685.97
MW-58	717.30	10/27/2021	ND	31.58	0.00	685.72
MW-58	717.30	11/01/2021	ND	31.73	0.00	685.57
MW-58	717.30	11/15/2021	ND	32.05	0.00	685.25
MW-58	717.30	11/22/2021	ND	32.15	0.00	685.15
MW-58	717.30	11/30/2021	ND	32.33	0.00	684.97
MW-58	717.30	12/06/2021	ND	32.45	0.00	684.85
MW-58	717.30	12/13/2021	ND	32.69	0.00	684.61
MW-58	717.30	12/20/2021	ND	32.91	0.00	684.39
MW-58	717.30	12/28/2021	ND	33.04	0.00	684.26
MW-58	717.30	01/04/2022	ND	33.22	0.00	684.08
MW-58	717.30	01/10/2022	ND	33.46	0.00	683.84
MW-58	717.30	01/27/2022	ND	33.79	0.00	683.51
MW-58	717.30	01/31/2022	ND	33.90	0.00	683.40
MW-58	717.30	02/09/2022	ND	34.05	0.00	683.25
MW-58	717.30	02/14/2022	ND	34.28	0.00	683.02
MW-58	717.30	02/24/2022	ND	34.44	0.00	682.86
MW-58	717.30	02/28/2022	ND	34.55	0.00	682.75
MW-58	717.30	03/07/2022	ND	34.72	0.00	682.58
MW-58	717.30	03/14/2022	ND	34.93	0.00	682.37
MW-58	717.30	03/22/2022	ND	35.06	0.00	682.24
MW-58	717.30	04/01/2022	ND	35.28	0.00	682.02
MW-58	717.30	04/11/2022	ND	14.69	0.00	702.61
MW-58	717.30	04/19/2022	ND	35.65	0.00	681.65
MW-58	717.30	04/28/2022	ND	35.79	0.00	681.51
MW-58	717.30	05/04/2022	ND	35.88	0.00	681.42
MW-58	717.30	05/11/2022	ND	35.99	0.00	681.31
MW-58	717.30	05/18/2022	ND	36.12	0.00	681.18
MW-58	717.30	05/25/2022	ND	36.22	0.00	681.08
MW-58	717.30	06/01/2022	ND	36.34	0.00	680.96
MW-58	717.30	06/08/2022	ND	36.42	0.00	680.88
MW-58	717.30	06/13/2022	ND	36.51	0.00	680.79
MW-59						
MW-59	719.38	10/03/2020	ND	34.55	0.00	684.83
MW-59	719.38	10/19/2020	ND	31.19	0.00	688.19
MW-59	719.38	10/26/2020	ND	31.18	0.00	688.20
MW-59	719.38	10/28/2020	ND	33.18	0.00	686.20

Table 3
Summary of Monitoring Well Gauging Data

Colonial Pipeline Company
2020-L1-SR2448
Huntersville, North Carolina

Well ID	Top Of Casing Elevation[1]	Date	Depth to Free Product (ft btoc)	Depth to Groundwater (ft btoc)	Free Product Thickness (ft)	Groundwater Elevation[2] (ft btoc)
MW-59	719.38	11/09/2020	ND	31.03	0.00	688.35
MW-59	719.38	11/18/2020	ND	31.05	0.00	688.33
MW-59	719.38	11/23/2020	ND	30.99	0.00	688.39
MW-59	719.38	12/07/2020	ND	30.76	0.00	688.62
MW-59	719.38	12/21/2020	ND	37.80	0.00	681.58
MW-59	719.38	12/26/2020	ND	30.83	0.00	688.55
MW-59	719.38	01/10/2021	ND	30.68	0.00	688.70
MW-59	719.38	01/19/2021	ND	30.70	0.00	688.68
MW-59	719.38	01/25/2021	ND	30.61	0.00	688.77
MW-59	719.38	02/01/2021	ND	30.57	0.00	688.81
MW-59	719.38	02/08/2021	ND	30.78	0.00	688.60
MW-59	719.38	02/16/2021	ND	30.55	0.00	688.83
MW-59	719.38	02/22/2021	ND	30.43	0.00	688.95
MW-59	719.38	03/04/2021	ND	30.25	0.00	689.13
MW-59	719.38	03/08/2021	ND	30.36	0.00	689.02
MW-59	719.38	03/15/2021	ND	30.24	0.00	689.14
MW-59	719.38	03/22/2021	ND	30.10	0.00	689.28
MW-59	719.38	04/01/2021	ND	29.96	0.00	689.42
MW-59	719.38	04/12/2021	ND	29.67	0.00	689.71
MW-59	719.38	04/19/2021	ND	29.64	0.00	689.74
MW-59	719.38	04/29/2021	ND	29.55	0.00	689.83
MW-59	719.38	05/03/2021	ND	29.52	0.00	689.86
MW-59	719.38	05/10/2021	ND	29.58	0.00	689.80
MW-59	719.38	05/18/2021	ND	29.64	0.00	689.74
MW-59	719.38	05/26/2021	ND	29.67	0.00	689.71
MW-59	719.38	05/31/2021	ND	29.86	0.00	689.52
MW-59	719.38	06/07/2021	ND	29.91	0.00	689.47
MW-59	719.38	06/14/2021	ND	30.01	0.00	689.37
MW-59	719.38	06/21/2021	ND	30.19	0.00	689.19
MW-59	719.38	07/01/2021	ND	30.33	0.00	689.05
MW-59	719.38	07/06/2021	ND	30.59	0.00	688.79
MW-59	719.38	07/14/2021	ND	30.72	0.00	688.66
MW-59	719.38	07/28/2021	ND	31.14	0.00	688.24
MW-59	719.38	08/02/2021	ND	31.34	0.00	688.04
MW-59	719.38	08/16/2021	ND	31.73	0.00	687.65
MW-59	719.38	08/26/2021	ND	31.99	0.00	687.39
MW-59	719.38	08/30/2021	ND	32.09	0.00	687.29
MW-59	719.38	09/14/2021	ND	32.53	0.00	686.85
MW-59	719.38	09/23/2021	ND	32.80	0.00	686.58
MW-59	719.38	10/06/2021	ND	33.16	0.00	686.22
MW-59	719.38	10/12/2021	ND	33.35	0.00	686.03
MW-59	719.38	10/18/2021	ND	33.55	0.00	685.83
MW-59	719.38	10/27/2021	ND	33.75	0.00	685.63
MW-59	719.38	11/01/2021	ND	33.91	0.00	685.47
MW-59	719.38	11/15/2021	ND	34.24	0.00	685.14

Table 3
Summary of Monitoring Well Gauging Data

Colonial Pipeline Company
2020-L1-SR2448
Huntersville, North Carolina

Well ID	Top Of Casing Elevation[1]	Date	Depth to Free Product (ft btoc)	Depth to Groundwater (ft btoc)	Free Product Thickness (ft)	Groundwater Elevation[2] (ft btoc)
MW-59	719.38	11/22/2021	ND	34.94	0.00	684.44
MW-59	719.38	11/30/2021	ND	34.55	0.00	684.83
MW-59	719.38	12/06/2021	ND	34.69	0.00	684.69
MW-59	719.38	12/13/2021	ND	34.93	0.00	684.45
MW-59	719.38	12/20/2021	ND	35.16	0.00	684.22
MW-59	719.38	12/28/2021	ND	35.25	0.00	684.13
MW-59	719.38	01/04/2022	ND	35.52	0.00	683.86
MW-59	719.38	01/10/2022	ND	35.80	0.00	683.58
MW-59	719.38	01/27/2022	ND	36.10	0.00	683.28
MW-59	719.38	01/31/2022	ND	36.18	0.00	683.20
MW-59	719.38	02/09/2022	ND	36.44	0.00	682.94
MW-59	719.38	02/14/2022	ND	36.72	0.00	682.66
MW-59	719.38	02/24/2022	ND	36.91	0.00	682.47
MW-59	719.38	02/28/2022	ND	32.05	0.00	687.33
MW-59	719.38	03/07/2022	ND	37.26	0.00	682.12
MW-59	719.38	03/14/2022	ND	37.41	0.00	681.97
MW-59	719.38	03/22/2022	ND	37.68	0.00	681.70
MW-59	719.38	04/01/2022	ND	37.83	0.00	681.55
MW-59	719.38	04/11/2022	ND	35.43	0.00	683.95
MW-59	719.38	04/19/2022	ND	38.29	0.00	681.09
MW-59	719.38	04/28/2022	ND	38.41	0.00	680.97
MW-59	719.38	05/04/2022	ND	38.55	0.00	680.83
MW-59	719.38	05/11/2022	ND	38.68	0.00	680.70
MW-59	719.38	05/18/2022	ND	38.79	0.00	680.59
MW-59	719.38	05/25/2022	ND	38.83	0.00	680.55
MW-59	719.38	06/01/2022	ND	38.95	0.00	680.43
MW-59	719.38	06/08/2022	ND	39.09	0.00	680.29
MW-59	719.38	06/13/2022	ND	39.18	0.00	680.20
MW-60						
MW-60	726.76	01/10/2021	ND	32.99	0.00	693.77
MW-60	726.76	10/08/2020	ND	33.60	0.00	693.16
MW-60	726.76	10/19/2020	ND	33.62	0.00	693.14
MW-60	726.76	10/26/2020	ND	33.58	0.00	693.18
MW-60	726.76	11/09/2020	ND	33.49	0.00	693.27
MW-60	726.76	11/18/2020	ND	33.48	0.00	693.28
MW-60	726.76	11/23/2020	ND	33.33	0.00	693.43
MW-60	726.76	12/07/2020	ND	33.11	0.00	693.65
MW-60	726.76	12/21/2020	ND	33.07	0.00	693.69
MW-60	726.76	12/26/2020	ND	33.08	0.00	693.68
MW-60	726.76	01/19/2021	ND	32.90	0.00	693.86
MW-60	726.76	01/25/2021	ND	32.62	0.00	694.14
MW-60	726.76	02/01/2021	ND	32.64	0.00	694.12
MW-60	726.76	02/08/2021	ND	32.78	0.00	693.98
MW-60	726.76	02/16/2021	ND	32.58	0.00	694.18
MW-60	726.76	02/22/2021	ND	32.30	0.00	694.46

Table 3
Summary of Monitoring Well Gauging Data

Colonial Pipeline Company
2020-L1-SR2448
Huntersville, North Carolina

Well ID	Top Of Casing Elevation[1]	Date	Depth to Free Product (ft btoc)	Depth to Groundwater (ft btoc)	Free Product Thickness (ft)	Groundwater Elevation[2] (ft btoc)
MW-60	726.76	03/04/2021	ND	32.14	0.00	694.62
MW-60	726.76	03/08/2021	ND	32.08	0.00	694.68
MW-60	726.76	03/15/2021	ND	32.07	0.00	694.69
MW-60	726.76	03/22/2021	ND	31.96	0.00	694.80
MW-60	726.76	04/01/2021	ND	31.72	0.00	695.04
MW-60	726.76	04/12/2021	ND	31.42	0.00	695.34
MW-60	726.76	04/19/2021	ND	31.28	0.00	695.48
MW-60	726.76	04/29/2021	ND	31.25	0.00	695.51
MW-60	726.76	05/03/2021	ND	31.23	0.00	695.53
MW-60	726.76	05/10/2021	ND	31.36	0.00	695.40
MW-60	726.76	05/18/2021	ND	31.63	0.00	695.13
MW-60	726.76	05/26/2021	ND	31.72	0.00	695.04
MW-60	726.76	05/31/2021	ND	31.98	0.00	694.78
MW-60	726.76	06/07/2021	ND	31.99	0.00	694.77
MW-60	726.76	06/14/2021	ND	32.23	0.00	694.53
MW-60	726.76	06/21/2021	ND	32.39	0.00	694.37
MW-60	726.76	07/01/2021	ND	32.58	0.00	694.18
MW-60	726.76	07/06/2021	ND	32.77	0.00	693.99
MW-60	726.76	07/14/2021	ND	32.99	0.00	693.77
MW-60	726.46	07/28/2021	ND	33.14	0.00	693.32
MW-60	726.46	08/02/2021	ND	33.40	0.00	693.06
MW-60	726.46	08/16/2021	ND	33.65	0.00	692.81
MW-60	726.46	08/26/2021	ND	31.12	0.00	695.34
MW-60	726.46	08/30/2021	ND	33.09	0.00	693.37
MW-60	726.46	09/14/2021	ND	34.30	0.00	692.16
MW-60	726.46	09/23/2021	ND	34.50	0.00	691.96
MW-60	726.46	10/06/2021	ND	34.70	0.00	691.76
MW-60	726.46	10/12/2021	ND	34.88	0.00	691.58
MW-60	726.46	10/18/2021	ND	35.06	0.00	691.40
MW-60	726.46	10/27/2021	ND	35.22	0.00	691.24
MW-60	726.46	11/01/2021	ND	35.43	0.00	691.03
MW-60	726.46	11/15/2021	ND	35.71	0.00	690.75
MW-60	726.46	11/22/2021	ND	35.70	0.00	690.76
MW-60	726.76	11/30/2021	ND	36.02	0.00	690.74
MW-60	726.76	12/06/2021	ND	36.00	0.00	690.76
MW-60	726.76	12/13/2021	ND	36.25	0.00	690.51
MW-60	726.76	12/20/2021	ND	36.38	0.00	690.38
MW-60	726.76	12/28/2021	ND	36.47	0.00	690.29
MW-60	726.76	01/04/2022	ND	36.75	0.00	690.01
MW-60	726.76	01/10/2022	ND	36.85	0.00	689.91
MW-60	726.76	01/27/2022	ND	36.89	0.00	689.87
MW-60	726.76	01/31/2022	ND	37.10	0.00	689.66
MW-60	726.76	02/09/2022	ND	36.99	0.00	689.77
MW-60	726.76	02/14/2022	ND	37.21	0.00	689.55
MW-60	726.76	02/24/2022	ND	37.28	0.00	689.48

Table 3
Summary of Monitoring Well Gauging Data

Colonial Pipeline Company
2020-L1-SR2448
Huntersville, North Carolina

Well ID	Top Of Casing Elevation[1]	Date	Depth to Free Product (ft btoc)	Depth to Groundwater (ft btoc)	Free Product Thickness (ft)	Groundwater Elevation[2] (ft btoc)
MW-60	726.76	02/28/2022	ND	37.41	0.00	689.35
MW-60	726.76	03/07/2022	ND	37.30	0.00	689.46
MW-60	726.76	03/14/2022	ND	37.36	0.00	689.40
MW-60	726.76	03/22/2022	ND	37.32	0.00	689.44
MW-60	726.76	04/01/2022	ND	37.18	0.00	689.58
MW-60	726.76	04/11/2022	ND	37.15	0.00	689.61
MW-60	726.76	04/19/2022	ND	37.25	0.00	689.51
MW-60	726.76	04/28/2022	ND	37.15	0.00	689.61
MW-60	726.76	05/04/2022	ND	37.02	0.00	689.74
MW-60	726.76	05/11/2022	ND	37.17	0.00	689.59
MW-60	726.76	05/18/2022	ND	37.13	0.00	689.63
MW-60	726.76	05/25/2022	ND	37.27	0.00	689.49
MW-60	726.76	06/01/2022	ND	37.38	0.00	689.38
MW-60	726.76	06/08/2022	ND	37.44	0.00	689.32
MW-60	726.76	06/13/2022	ND	37.48	0.00	689.28
MW-61						
MW-61	746.57	11/09/2020	ND	52.13	0.00	694.44
MW-61	746.57	11/18/2020	NM	NM	NM	NM
MW-61	746.57	11/23/2020	ND	54.01	0.00	692.56
MW-61	746.57	12/07/2020	ND	54.29	0.00	692.28
MW-61	746.57	12/21/2020	ARP	ARP	ARP	ARP
MW-61	746.57	12/26/2020	54.43	54.96	0.53	692.00
MW-61	746.57	01/10/2021	ARP	ARP	ARP	ARP
MW-61	746.57	01/19/2021	ARP	ARP	ARP	ARP
MW-61	746.57	01/25/2021	ARP	ARP	ARP	ARP
MW-61	746.57	02/01/2021	54.76	55.03	0.27	691.73
MW-61	746.57	02/08/2021	ARP	ARP	ARP	ARP
MW-61	746.57	02/16/2021	ARP	ARP	ARP	ARP
MW-61	746.57	02/22/2021	ARP	ARP	ARP	ARP
MW-61	746.57	03/04/2021	54.61	55.37	0.76	691.76
MW-61	746.57	03/08/2021	ARP	ARP	ARP	ARP
MW-61	746.57	03/15/2021	ARP	ARP	ARP	ARP
MW-61	746.57	03/22/2021	ARP	ARP	ARP	ARP
MW-61	746.60	04/01/2021	54.86	55.06	0.20	691.68
MW-61	746.60	04/12/2021	ARP	ARP	ARP	ARP
MW-61	746.60	04/19/2021	ARP	ARP	ARP	ARP
MW-61	746.60	04/29/2021	54.80	55.18	0.38	691.69
MW-61	746.60	05/03/2021	ARP	ARP	ARP	ARP
MW-61	746.60	05/10/2021	ARP	ARP	ARP	ARP
MW-61	746.60	05/18/2021	ARP	ARP	ARP	ARP
MW-61	746.60	05/26/2021	54.83	55.08	0.25	691.70
MW-61	746.60	05/31/2021	ARP	ARP	ARP	ARP
MW-61	746.60	06/07/2021	ARP	ARP	ARP	ARP
MW-61	746.60	06/14/2021	ARP	ARP	ARP	ARP
MW-61	746.60	06/21/2021	ARP	ARP	ARP	ARP

Table 3
Summary of Monitoring Well Gauging Data

Colonial Pipeline Company
2020-L1-SR2448
Huntersville, North Carolina

Well ID	Top Of Casing Elevation[1]	Date	Depth to Free Product (ft btoc)	Depth to Groundwater (ft btoc)	Free Product Thickness (ft)	Groundwater Elevation[2] (ft btoc)
MW-61	746.60	07/01/2021	ND	55.28	0.00	691.32
MW-61	746.60	07/06/2021	ARP	ARP	ARP	ARP
MW-61	746.60	07/14/2021	ND	55.35	0.00	691.25
MW-61	746.60	07/28/2021	55.60	55.61	0.01	691.00
MW-61	746.60	08/16/2021	ARP	ARP	ARP	ARP
MW-61	746.60	08/26/2021	56.17	56.25	0.08	690.41
MW-61	746.60	08/30/2021	ARP	ARP	ARP	ARP
MW-61	746.60	09/16/2021	ND	56.66	0.00	689.94
MW-61	746.60	09/23/2021	ND	56.78	0.00	689.82
MW-61	746.60	10/06/2021	ARP	ARP	ARP	ARP
MW-61	746.60	10/12/2021	ARP	ARP	ARP	ARP
MW-61	746.60	10/18/2021	ARP	ARP	ARP	ARP
MW-61	746.60	10/27/2021	ND	57.51	0.00	689.09
MW-61	746.60	11/01/2021	ARP	ARP	ARP	ARP
MW-61	746.59	11/30/2021	ND	58.36	0.00	688.23
MW-61	746.59	12/06/2021	ARP	ARP	ARP	ARP
MW-61	746.59	12/13/2021	ARP	ARP	ARP	ARP
MW-61	746.59	12/20/2021	ARP	ARP	ARP	ARP
MW-61	746.59	12/28/2021	ND	58.95	0.00	687.64
MW-61	746.59	01/04/2022	ARP	ARP	ARP	ARP
MW-61	746.59	01/10/2022	ARP	ARP	ARP	ARP
MW-61	746.59	01/27/2022	ND	59.50	0.00	687.09
MW-61	746.59	01/31/2022	ARP	ARP	ARP	ARP
MW-61	746.59	02/09/2022	ARP	ARP	ARP	ARP
MW-61	746.59	02/14/2022	ARP	ARP	ARP	ARP
MW-61	746.59	02/24/2022	ND	60.21	0.00	686.38
MW-61	746.59	02/28/2022	ARP	ARP	ARP	ARP
MW-61	746.59	03/07/2022	ARP	ARP	ARP	ARP
MW-61	746.59	03/14/2022	ARP	ARP	ARP	ARP
MW-61	746.59	03/22/2022	ARP	ARP	ARP	ARP
MW-61	746.59	04/01/2022	ND	60.55	0.00	686.04
MW-61	746.59	04/11/2022	ARP	ARP	ARP	ARP
MW-61	746.59	04/19/2022	ARP	ARP	ARP	ARP
MW-61	746.59	04/28/2022	ND	60.99	0.00	685.60
MW-61	746.59	05/04/2022	ARP	ARP	ARP	ARP
MW-61	746.59	05/11/2022	ARP	ARP	ARP	ARP
MW-61	746.59	05/18/2022	ARP	ARP	ARP	ARP
MW-61	746.59	05/25/2022	ND	61.30	0.00	685.29
MW-61	746.59	06/01/2022	ARP	ARP	ARP	ARP
MW-61	746.59	06/08/2022	ARP	ARP	ARP	ARP
MW-61	746.59	06/13/2022	ARP	ARP	ARP	ARP
MW-62						
MW-62	729.79	11/23/2020	NM	NM	NM	NM
MW-62	729.79	12/07/2020	ND	36.95	0.00	692.84
MW-62	729.79	12/21/2020	ND	36.91	0.00	692.88

Table 3
Summary of Monitoring Well Gauging Data

Colonial Pipeline Company
2020-L1-SR2448
Huntersville, North Carolina

Well ID	Top Of Casing Elevation[1]	Date	Depth to Free Product (ft btoc)	Depth to Groundwater (ft btoc)	Free Product Thickness (ft)	Groundwater Elevation[2] (ft btoc)
MW-62	729.79	12/26/2020	ND	36.98	0.00	692.81
MW-62	729.79	01/10/2021	ND	36.85	0.00	692.94
MW-62	729.79	01/19/2021	ND	36.76	0.00	693.03
MW-62	729.79	01/25/2021	ND	36.54	0.00	693.25
MW-62	729.79	02/01/2021	ND	36.54	0.00	693.25
MW-62	729.79	02/08/2021	ND	36.61	0.00	693.18
MW-62	729.79	02/16/2021	ND	36.45	0.00	693.34
MW-62	729.79	02/22/2021	ND	36.31	0.00	693.48
MW-62	729.79	03/04/2021	ND	36.13	0.00	693.66
MW-62	729.79	03/08/2021	ND	36.16	0.00	693.63
MW-62	729.79	03/15/2021	ND	36.00	0.00	693.79
MW-62	729.79	03/22/2021	ND	35.87	0.00	693.92
MW-62	729.79	04/01/2021	ND	35.67	0.00	694.12
MW-62	729.79	04/12/2021	ND	35.38	0.00	694.41
MW-62	729.79	04/19/2021	ND	35.23	0.00	694.56
MW-62	729.79	04/29/2021	ND	35.10	0.00	694.69
MW-62	729.79	05/03/2021	ND	35.05	0.00	694.74
MW-62	729.79	05/10/2021	ND	35.80	0.00	693.99
MW-62	729.79	05/18/2021	ND	35.18	0.00	694.61
MW-62	729.79	05/26/2021	ND	35.18	0.00	694.61
MW-62	729.79	05/31/2021	ND	35.32	0.00	694.47
MW-62	729.79	06/07/2021	ND	35.31	0.00	694.48
MW-62	729.79	06/14/2021	ND	35.45	0.00	694.34
MW-62	729.79	06/21/2021	ND	35.55	0.00	694.24
MW-62	729.79	07/01/2021	ND	35.69	0.00	694.10
MW-62	729.79	07/06/2021	ND	36.85	0.00	692.94
MW-62	729.79	07/14/2021	ND	36.04	0.00	693.75
MW-62	729.79	07/28/2021	ND	36.16	0.00	693.63
MW-62	729.79	08/02/2021	ND	36.35	0.00	693.44
MW-62	729.79	08/16/2021	ND	36.56	0.00	693.23
MW-62	729.79	08/26/2021	ND	36.74	0.00	693.05
MW-62	729.79	08/30/2021	ND	36.74	0.00	693.05
MW-62	729.79	09/14/2021	ND	36.97	0.00	692.82
MW-62	729.79	09/23/2021	ND	37.23	0.00	692.56
MW-62	729.79	10/06/2021	ND	37.41	0.00	692.38
MW-62	729.79	10/12/2021	ND	37.57	0.00	692.22
MW-62	729.79	10/18/2021	ND	37.73	0.00	692.06
MW-62	729.79	10/27/2021	ND	37.91	0.00	691.88
MW-62	729.79	11/01/2021	ND	37.99	0.00	691.80
MW-62	729.79	11/15/2021	ND	38.02	0.00	691.77
MW-62	729.79	11/22/2021	ND	38.02	0.00	691.77
MW-62	729.79	11/30/2021	ND	38.01	0.00	691.78
MW-62	729.79	12/06/2021	ND	38.00	0.00	691.79
MW-62	729.79	12/13/2021	ND	38.02	0.00	691.77
MW-62	729.79	12/20/2021	ND	38.04	0.00	691.75

Table 3
Summary of Monitoring Well Gauging Data

Colonial Pipeline Company
2020-L1-SR2448
Huntersville, North Carolina

Well ID	Top Of Casing Elevation[1]	Date	Depth to Free Product (ft btoc)	Depth to Groundwater (ft btoc)	Free Product Thickness (ft)	Groundwater Elevation[2] (ft btoc)
MW-62	729.79	12/28/2021	ND	38.03	0.00	691.76
MW-62	729.79	01/04/2022	ND	38.02	0.00	691.77
MW-62	729.79	01/10/2022	ND	38.03	0.00	691.76
MW-62	729.79	01/27/2022	ND	38.02	0.00	691.77
MW-62	729.79	01/31/2022	ND	38.00	0.00	691.79
MW-62	729.79	02/09/2022	ND	38.01	0.00	691.78
MW-62	729.79	02/14/2022	ND	38.02	0.00	691.77
MW-62	729.79	02/24/2022	ND	38.02	0.00	691.77
MW-62	729.79	02/28/2022	ND	38.02	0.00	691.77
MW-62	729.79	03/07/2022	ND	38.03	0.00	691.76
MW-62	729.79	03/14/2022	ND	38.03	0.00	691.76
MW-62	729.79	03/22/2022	ND	38.03	0.00	691.76
MW-62	729.79	04/01/2022	ND	38.03	0.00	691.76
MW-62	729.79	04/11/2022	ND	38.00	0.00	691.79
MW-62	729.79	04/19/2022	ND	38.03	0.00	691.76
MW-62	729.79	04/28/2022	ND	38.03	0.00	691.76
MW-62	729.79	05/04/2022	ND	38.02	0.00	691.77
MW-62	729.79	05/11/2022	ND	38.03	0.00	691.76
MW-62	729.79	05/18/2022	ND	38.06	0.00	691.73
MW-62	729.79	05/25/2022	ND	38.03	0.00	691.76
MW-62	729.79	06/01/2022	ND	38.05	0.00	691.74
MW-62	729.79	06/08/2022	ND	38.03	0.00	691.76
MW-62	729.79	06/13/2022	ND	38.03	0.00	691.76
MW-63						
MW-63	725.76	11/23/2020	ND	39.44	0.00	686.32
MW-63	725.76	12/07/2020	ND	39.37	0.00	686.39
MW-63	725.76	12/21/2020	ND	39.70	0.00	686.06
MW-63	725.76	12/26/2020	ND	39.69	0.00	686.07
MW-63	725.76	01/10/2021	ND	39.95	0.00	685.81
MW-63	725.76	01/19/2021	ND	40.83	0.00	684.93
MW-63	725.76	01/25/2021	ND	40.88	0.00	684.88
MW-63	725.76	02/01/2021	ND	40.82	0.00	684.94
MW-63	725.76	02/08/2021	ND	41.24	0.00	684.52
MW-63	725.76	02/16/2021	ND	40.90	0.00	684.86
MW-63	725.76	02/22/2021	ND	40.85	0.00	684.91
MW-63	725.76	03/04/2021	ND	40.54	0.00	685.22
MW-63	725.76	03/08/2021	ND	40.70	0.00	685.06
MW-63	725.76	03/15/2021	ND	40.73	0.00	685.03
MW-63	725.76	03/22/2021	ND	40.69	0.00	685.07
MW-63	725.76	04/01/2021	ND	40.43	0.00	685.33
MW-63	725.76	04/12/2021	ND	40.54	0.00	685.22
MW-63	725.76	04/19/2021	ND	45.30	0.00	680.46
MW-63	725.76	04/29/2021	ND	40.24	0.00	685.52
MW-63	725.76	05/03/2021	ND	40.31	0.00	685.45
MW-63	725.76	05/10/2021	ND	40.21	0.00	685.55

Table 3
Summary of Monitoring Well Gauging Data

Colonial Pipeline Company
2020-L1-SR2448
Huntersville, North Carolina

Well ID	Top Of Casing Elevation[1]	Date	Depth to Free Product (ft btoc)	Depth to Groundwater (ft btoc)	Free Product Thickness (ft)	Groundwater Elevation[2] (ft btoc)
MW-63	725.76	05/18/2021	ND	40.28	0.00	685.48
MW-63	725.76	05/26/2021	ND	40.10	0.00	685.66
MW-63	725.76	05/31/2021	ND	40.33	0.00	685.43
MW-63	725.76	06/07/2021	ND	40.49	0.00	685.27
MW-63	725.76	06/14/2021	ND	40.53	0.00	685.23
MW-63	725.76	06/21/2021	ND	40.59	0.00	685.17
MW-63	725.76	07/01/2021	ND	40.55	0.00	685.21
MW-63	725.76	07/06/2021	ND	40.83	0.00	684.93
MW-63	725.76	07/14/2021	ND	40.65	0.00	685.11
MW-63	725.76	07/28/2021	ND	41.15	0.00	684.61
MW-63	725.76	08/02/2021	ND	41.52	0.00	684.24
MW-63	725.76	08/16/2021	ND	41.85	0.00	683.91
MW-63	725.76	08/26/2021	ND	41.96	0.00	683.80
MW-63	725.76	08/30/2021	ND	42.38	0.00	683.38
MW-63	725.76	09/14/2021	ND	42.98	0.00	682.78
MW-63	725.76	09/23/2021	ND	43.05	0.00	682.71
MW-63	725.76	10/06/2021	ND	43.76	0.00	682.00
MW-63	725.76	10/12/2021	ND	43.90	0.00	681.86
MW-63	725.76	10/18/2021	ND	44.09	0.00	681.67
MW-63	725.76	10/27/2021	ND	44.05	0.00	681.71
MW-63	725.76	11/01/2021	44.47	44.50	0.03	681.28
MW-63	725.76	11/30/2021	46.18	47.08	0.90	679.34
MW-63	726.26	12/06/2021	ARP	ARP	ARP	ARP
MW-63	726.26	12/13/2021	ARP	ARP	ARP	ARP
MW-63	726.26	12/20/2021	ARP	ARP	ARP	ARP
MW-63	726.26	12/28/2021	46.89	47.77	0.88	679.13
MW-63	726.26	01/04/2022	ARP	ARP	ARP	ARP
MW-63	726.26	01/10/2022	ARP	ARP	ARP	ARP
MW-63	726.26	01/27/2022	47.62	48.47	0.85	678.41
MW-63	726.26	01/31/2022	ARP	ARP	ARP	ARP
MW-63	726.26	02/09/2022	ARP	ARP	ARP	ARP
MW-63	726.26	02/14/2022	ARP	ARP	ARP	ARP
MW-63	726.26	02/24/2022	48.15	48.93	0.78	677.90
MW-63	726.26	02/28/2022	ARP	ARP	ARP	ARP
MW-63	726.26	03/07/2022	ARP	ARP	ARP	ARP
MW-63	726.26	03/14/2022	ARP	ARP	ARP	ARP
MW-63	726.26	03/22/2022	ARP	ARP	ARP	ARP
MW-63	726.26	04/01/2022	48.52	49.90	1.38	677.37
MW-63	726.26	04/11/2022	ARP	ARP	ARP	ARP
MW-63	726.26	04/19/2022	ARP	ARP	ARP	ARP
MW-63	726.26	04/28/2022	48.93	49.49	0.56	677.18
MW-63	726.26	05/04/2022	ARP	ARP	ARP	ARP
MW-63	726.26	05/11/2022	ARP	ARP	ARP	ARP
MW-63	726.26	05/18/2022	ARP	ARP	ARP	ARP
MW-63	726.26	05/25/2022	49.18	49.91	0.73	676.88

Table 3
Summary of Monitoring Well Gauging Data

Colonial Pipeline Company
2020-L1-SR2448
Huntersville, North Carolina

Well ID	Top Of Casing Elevation[1]	Date	Depth to Free Product (ft btoc)	Depth to Groundwater (ft btoc)	Free Product Thickness (ft)	Groundwater Elevation[2] (ft btoc)
MW-63	726.26	06/01/2022	ARP	ARP	ARP	ARP
MW-63	726.26	06/08/2022	ARP	ARP	ARP	ARP
MW-63	726.26	06/13/2022	ARP	ARP	ARP	ARP
MW-64						
MW-64	730.39	12/26/2020	ND	38.24	0.00	692.15
MW-64	730.39	01/10/2021	ND	38.30	0.00	692.09
MW-64	730.39	01/19/2021	ND	38.24	0.00	692.15
MW-64	730.39	01/25/2021	ND	38.18	0.00	692.21
MW-64	730.39	02/01/2021	ND	38.24	0.00	692.15
MW-64	730.39	02/08/2021	ND	38.39	0.00	692.00
MW-64	730.39	02/16/2021	ND	38.19	0.00	692.20
MW-64	730.39	02/22/2021	ND	38.14	0.00	692.25
MW-64	730.39	03/04/2021	ND	38.14	0.00	692.25
MW-64	730.39	03/08/2021	ND	38.23	0.00	692.16
MW-64	730.39	03/15/2021	ND	38.12	0.00	692.27
MW-64	730.39	03/22/2021	ND	38.07	0.00	692.32
MW-64	730.39	04/01/2021	ND	37.91	0.00	692.48
MW-64	730.39	04/12/2021	ND	37.86	0.00	692.53
MW-64	730.39	04/19/2021	ND	37.86	0.00	692.53
MW-64	730.39	04/29/2021	ND	37.76	0.00	692.63
MW-64	730.39	05/03/2021	ND	37.69	0.00	692.70
MW-64	730.39	05/10/2021	ND	37.72	0.00	692.67
MW-64	730.39	05/18/2021	ND	37.78	0.00	692.61
MW-64	730.39	05/26/2021	ND	37.79	0.00	692.60
MW-64	730.39	05/31/2021	ND	37.92	0.00	692.47
MW-64	730.39	06/07/2021	ND	37.83	0.00	692.56
MW-64	730.39	06/14/2021	ND	37.92	0.00	692.47
MW-64	730.39	06/21/2021	ND	38.01	0.00	692.38
MW-64	730.39	07/01/2021	ND	38.16	0.00	692.23
MW-64	730.39	07/06/2021	ND	38.27	0.00	692.12
MW-64	730.39	07/14/2021	ND	38.35	0.00	692.04
MW-64	730.39	07/28/2021	ND	38.57	0.00	691.82
MW-64	730.39	08/02/2021	ND	38.71	0.00	691.68
MW-64	730.39	08/16/2021	ND	38.93	0.00	691.46
MW-64	730.39	08/26/2021	ND	39.14	0.00	691.25
MW-64	730.39	08/30/2021	ND	39.22	0.00	691.17
MW-64	730.39	09/14/2021	ND	39.47	0.00	690.92
MW-64	730.39	09/23/2021	ND	39.70	0.00	690.69
MW-64	730.39	10/06/2021	ND	39.96	0.00	690.43
MW-64	730.39	10/12/2021	ND	40.05	0.00	690.34
MW-64	730.39	10/18/2021	ND	40.25	0.00	690.14
MW-64	730.39	10/27/2021	ND	40.41	0.00	689.98
MW-64	730.39	11/01/2021	ND	40.59	0.00	689.8
MW-64	730.39	11/15/2021	ND	40.86	0.00	689.53
MW-64	730.39	11/22/2021	ND	40.92	0.00	689.47

Table 3
Summary of Monitoring Well Gauging Data

Colonial Pipeline Company
2020-L1-SR2448
Huntersville, North Carolina

Well ID	Top Of Casing Elevation[1]	Date	Depth to Free Product (ft btoc)	Depth to Groundwater (ft btoc)	Free Product Thickness (ft)	Groundwater Elevation[2] (ft btoc)
MW-64	730.39	11/30/2021	ND	41.17	0.00	689.22
MW-64	730.39	12/06/2021	ND	41.32	0.00	689.07
MW-64	730.39	12/13/2021	ND	41.43	0.00	688.96
MW-64	730.39	12/20/2021	ND	41.55	0.00	688.84
MW-64	730.39	12/28/2021	ND	41.65	0.00	688.74
MW-64	730.39	01/04/2022	ND	41.92	0.00	688.47
MW-64	730.39	01/10/2022	ND	42.07	0.00	688.32
MW-64	730.39	01/27/2022	ND	42.29	0.00	688.10
MW-64	730.39	01/31/2022	ND	42.43	0.00	687.96
MW-64	730.39	02/09/2022	ND	42.53	0.00	687.86
MW-64	730.39	02/14/2022	ND	42.63	0.00	687.76
MW-64	730.39	02/24/2022	ND	42.82	0.00	687.57
MW-64	730.39	02/28/2022	ND	42.85	0.00	687.54
MW-64	730.39	03/07/2022	ND	42.99	0.00	687.40
MW-64	730.39	03/14/2022	ND	43.13	0.00	687.26
MW-64	730.39	03/22/2022	ND	43.23	0.00	687.16
MW-64	730.39	04/02/2022	ND	43.36	0.00	687.03
MW-64	730.39	04/11/2022	ND	43.46	0.00	686.93
MW-64	730.39	04/19/2022	ND	43.51	0.00	686.88
MW-64	730.39	04/28/2022	ND	43.53	0.00	686.86
MW-64	730.39	05/04/2022	ND	43.56	0.00	686.83
MW-64	730.39	05/11/2022	ND	43.68	0.00	686.71
MW-64	730.39	05/18/2022	ND	43.71	0.00	686.68
MW-64	730.39	05/25/2022	ND	43.78	0.00	686.61
MW-64	730.39	06/01/2022	ND	43.85	0.00	686.54
MW-64	730.39	06/08/2022	ND	43.92	0.00	686.47
MW-64	730.39	06/13/2022	ND	43.98	0.00	686.41
MW-65						
MW-65	714.46	12/26/2020	ND	23.38	0.00	691.08
MW-65	714.46	01/10/2021	ND	23.17	0.00	691.29
MW-65	714.46	01/19/2021	ND	23.11	0.00	691.35
MW-65	714.46	01/25/2021	ND	23.08	0.00	691.38
MW-65	714.46	02/01/2021	ND	23.06	0.00	691.40
MW-65	714.46	02/08/2021	ND	23.08	0.00	691.38
MW-65	714.46	02/16/2021	ND	22.89	0.00	691.57
MW-65	714.46	02/22/2021	ND	22.68	0.00	691.78
MW-65	714.46	03/04/2021	ND	22.45	0.00	692.01
MW-65	714.46	03/08/2021	ND	22.48	0.00	691.98
MW-65	714.46	03/15/2021	ND	22.36	0.00	692.10
MW-65	714.46	03/22/2021	ND	22.31	0.00	692.15
MW-65	714.46	04/01/2021	ND	22.03	0.00	692.43
MW-65	714.46	04/12/2021	ND	21.84	0.00	692.62
MW-65	714.46	04/19/2021	ND	21.87	0.00	692.59
MW-65	714.46	04/29/2021	ND	21.94	0.00	692.52
MW-65	714.46	05/03/2021	ND	21.96	0.00	692.50

Table 3
Summary of Monitoring Well Gauging Data

Colonial Pipeline Company
2020-L1-SR2448
Huntersville, North Carolina

Well ID	Top Of Casing Elevation[1]	Date	Depth to Free Product (ft btoc)	Depth to Groundwater (ft btoc)	Free Product Thickness (ft)	Groundwater Elevation[2] (ft btoc)
MW-65	714.46	05/10/2021	ND	22.08	0.00	692.38
MW-65	714.46	05/18/2021	ND	22.28	0.00	692.18
MW-65	714.46	05/26/2021	ND	22.41	0.00	692.05
MW-65	714.46	05/31/2021	ND	22.56	0.00	691.90
MW-65	714.46	06/07/2021	ND	22.65	0.00	691.81
MW-65	714.46	06/14/2021	ND	22.72	0.00	691.74
MW-65	714.46	06/21/2021	ND	22.85	0.00	691.61
MW-65	714.46	07/01/2021	ND	23.06	0.00	691.40
MW-65	714.46	07/06/2021	ND	23.20	0.00	691.26
MW-65	714.46	07/14/2021	ND	23.39	0.00	691.07
MW-65	714.46	07/28/2021	ND	23.51	0.00	690.95
MW-65	714.46	08/02/2021	ND	23.67	0.00	690.79
MW-65	714.46	08/16/2021	ND	23.91	0.00	690.55
MW-65	714.46	08/26/2021	ND	24.12	0.00	690.34
MW-65	714.46	08/30/2021	ND	24.18	0.00	690.28
MW-65	714.46	09/14/2021	ND	24.43	0.00	690.03
MW-65	714.46	09/23/2021	ND	24.68	0.00	689.78
MW-65	714.46	10/06/2021	ND	24.91	0.00	689.55
MW-65	714.46	10/12/2021	ND	25.01	0.00	689.45
MW-65	714.46	10/18/2021	ND	25.22	0.00	689.24
MW-65	714.46	10/27/2021	ND	25.38	0.00	689.08
MW-65	714.46	11/01/2021	ND	25.53	0.00	688.93
MW-65	714.46	11/15/2021	ND	25.82	0.00	688.64
MW-65	714.46	11/22/2021	ND	25.90	0.00	688.56
MW-65	714.46	11/30/2021	ND	26.13	0.00	688.33
MW-65	714.71	12/06/2021	ND	26.24	0.00	688.47
MW-65	714.71	12/13/2021	ND	26.42	0.00	688.29
MW-65	714.71	12/20/2021	ND	26.47	0.00	688.24
MW-65	714.71	12/28/2021	ND	26.59	0.00	688.12
MW-65	714.71	01/04/2022	ND	26.76	0.00	687.95
MW-65	714.71	01/10/2022	ND	26.96	0.00	687.75
MW-65	714.71	01/27/2022	ND	27.03	0.00	687.68
MW-65	714.71	01/31/2022	ND	27.06	0.00	687.65
MW-65	714.71	02/09/2022	ND	27.12	0.00	687.59
MW-65	714.71	02/14/2022	ND	27.28	0.00	687.43
MW-65	714.71	02/24/2022	ND	27.32	0.00	687.39
MW-65	714.71	02/28/2022	ND	27.36	0.00	687.35
MW-65	714.71	03/07/2022	ND	27.48	0.00	687.23
MW-65	714.71	03/14/2022	ND	27.43	0.00	687.28
MW-65	714.71	03/22/2022	ND	27.32	0.00	687.39
MW-65	714.71	04/02/2022	ND	27.44	0.00	687.27
MW-65	714.71	04/11/2022	ND	27.51	0.00	687.20
MW-65	714.71	04/19/2022	ND	27.50	0.00	687.21
MW-65	714.71	04/28/2022	ND	27.50	0.00	687.21
MW-65	714.71	05/04/2022	ND	27.62	0.00	687.09

Table 3
Summary of Monitoring Well Gauging Data

Colonial Pipeline Company
2020-L1-SR2448
Huntersville, North Carolina

Well ID	Top Of Casing Elevation[1]	Date	Depth to Free Product (ft btoc)	Depth to Groundwater (ft btoc)	Free Product Thickness (ft)	Groundwater Elevation[2] (ft btoc)
MW-65	714.71	05/11/2022	ND	27.63	0.00	687.08
MW-65	714.71	05/18/2022	ND	27.70	0.00	687.01
MW-65	714.71	05/25/2022	ND	27.77	0.00	686.94
MW-65	714.71	06/01/2022	ND	27.90	0.00	686.81
MW-65	714.71	06/08/2022	ND	27.85	0.00	686.86
MW-65	714.71	06/13/2022	ND	27.97	0.00	686.74
MW-66						
MW-66	731.43	12/26/2020	ND	40.59	0.00	690.84
MW-66	731.43	01/10/2021	ND	38.40	0.00	693.03
MW-66	731.43	01/19/2021	ND	38.36	0.00	693.07
MW-66	731.43	01/25/2021	ND	28.38	0.00	703.05
MW-66	731.43	02/01/2021	ND	38.48	0.00	692.95
MW-66	731.43	02/08/2021	ND	38.69	0.00	692.74
MW-66	731.43	02/16/2021	ND	38.49	0.00	692.94
MW-66	731.43	02/22/2021	ND	38.46	0.00	692.97
MW-66	731.43	03/04/2021	ND	38.43	0.00	693.00
MW-66	731.43	03/08/2021	ND	38.54	0.00	692.89
MW-66	731.43	03/15/2021	ND	38.50	0.00	692.93
MW-66	731.43	03/22/2021	ND	38.57	0.00	692.86
MW-66	731.43	04/01/2021	ND	38.46	0.00	692.97
MW-66	731.43	04/12/2021	ND	38.35	0.00	693.08
MW-66	731.43	04/19/2021	ND	38.34	0.00	693.09
MW-66	731.43	04/29/2021	ND	38.28	0.00	693.15
MW-66	731.43	05/03/2021	ND	38.21	0.00	693.22
MW-66	731.43	05/10/2021	ND	38.38	0.00	693.05
MW-66	731.43	05/18/2021	ND	38.58	0.00	692.85
MW-66	731.43	05/26/2021	ND	38.62	0.00	692.81
MW-66	731.43	05/31/2021	ND	38.81	0.00	692.62
MW-66	731.43	06/07/2021	ND	38.82	0.00	692.61
MW-66	731.43	06/14/2021	ND	38.91	0.00	692.52
MW-66	731.43	06/21/2021	ND	38.95	0.00	692.48
MW-66	731.43	07/01/2021	ND	39.22	0.00	692.21
MW-66	731.43	07/06/2021	ND	39.40	0.00	692.03
MW-66	731.43	07/14/2021	ND	39.52	0.00	691.91
MW-66	731.43	07/28/2021	ND	39.78	0.00	691.65
MW-66	731.43	08/02/2021	ND	39.96	0.00	691.47
MW-66	731.43	08/16/2021	ND	40.14	0.00	691.29
MW-66	731.43	08/26/2021	ND	43.30	0.00	688.13
MW-66	731.43	08/30/2021	ND	40.46	0.00	690.97
MW-66	731.43	09/14/2021	ND	40.79	0.00	690.64
MW-66	731.43	09/23/2021	ND	40.91	0.00	690.52
MW-66	731.43	10/06/2021	ND	41.23	0.00	690.20
MW-66	731.43	10/12/2021	ND	41.41	0.00	690.02
MW-66	731.43	10/18/2021	ND	41.58	0.00	689.85
MW-66	731.43	10/27/2021	ND	41.68	0.00	689.75

Table 3
Summary of Monitoring Well Gauging Data

Colonial Pipeline Company
2020-L1-SR2448
Huntersville, North Carolina

Well ID	Top Of Casing Elevation[1]	Date	Depth to Free Product (ft btoc)	Depth to Groundwater (ft btoc)	Free Product Thickness (ft)	Groundwater Elevation[2] (ft btoc)
MW-66	731.43	11/01/2021	ND	41.84	0.00	689.59
MW-66	731.43	11/15/2021	ND	42.19	0.00	689.24
MW-66	731.43	11/22/2021	ND	42.37	0.00	689.06
MW-66	731.43	11/30/2021	ND	42.55	0.00	688.88
MW-66	731.43	12/06/2021	ND	42.60	0.00	688.83
MW-66	731.43	12/13/2021	ND	48.86	0.00	682.57
MW-66	731.43	12/20/2021	ND	42.97	0.00	688.46
MW-66	731.43	12/28/2021	ND	43.04	0.00	688.39
MW-66	731.43	01/04/2022	ND	43.31	0.00	688.12
MW-66	731.43	01/10/2022	ND	43.51	0.00	687.92
MW-66	731.43	01/27/2022	ND	43.48	0.00	687.95
MW-66	731.43	01/31/2022	ND	43.58	0.00	687.85
MW-66	731.43	02/09/2022	ND	43.84	0.00	687.59
MW-66	731.43	02/14/2022	ND	44.02	0.00	687.41
MW-66	731.43	02/24/2022	ND	44.12	0.00	687.31
MW-66	731.43	02/28/2022	ND	44.26	0.00	687.17
MW-66	731.43	03/07/2022	ND	44.43	0.00	687.00
MW-66	731.43	03/14/2022	ND	44.44	0.00	686.99
MW-66	731.43	03/22/2022	ND	44.70	0.00	686.73
MW-66	731.43	04/01/2022	ND	44.50	0.00	686.93
MW-66	731.43	04/11/2022	ND	44.55	0.00	686.88
MW-66	731.43	04/19/2022	ND	44.69	0.00	686.74
MW-66	731.43	04/28/2022	ND	44.67	0.00	686.76
MW-66	731.43	05/04/2022	ND	44.68	0.00	686.75
MW-66	731.43	05/11/2022	ND	44.78	0.00	686.65
MW-66	731.43	05/18/2022	ND	44.85	0.00	686.58
MW-66	731.43	05/25/2022	ND	44.84	0.00	686.59
MW-66	731.43	06/01/2022	ND	45.02	0.00	686.41
MW-66	731.43	06/08/2022	ND	45.10	0.00	686.33
MW-66	731.43	06/13/2022	ND	45.05	0.00	686.38
MW-67						
MW-67	724.32	12/26/2020	ND	32.06	0.00	692.26
MW-67	724.32	01/10/2021	ND	30.96	0.00	693.36
MW-67	724.32	01/19/2021	ND	30.93	0.00	693.39
MW-67	724.32	01/25/2021	ND	30.93	0.00	693.39
MW-67	724.32	02/01/2021	ND	31.02	0.00	693.30
MW-67	724.32	02/08/2021	ND	31.20	0.00	693.12
MW-67	724.32	02/16/2021	ND	31.06	0.00	693.26
MW-67	724.32	02/22/2021	ND	31.00	0.00	693.32
MW-67	724.32	03/04/2021	ND	30.98	0.00	693.34
MW-67	724.32	03/08/2021	ND	31.07	0.00	693.25
MW-67	724.32	03/15/2021	ND	31.02	0.00	693.30
MW-67	724.32	03/22/2021	ND	31.04	0.00	693.28
MW-67	724.32	04/01/2021	ND	30.95	0.00	693.37
MW-67	724.32	04/12/2021	ND	30.77	0.00	693.55

Table 3
Summary of Monitoring Well Gauging Data

Colonial Pipeline Company
2020-L1-SR2448
Huntersville, North Carolina

Well ID	Top Of Casing Elevation[1]	Date	Depth to Free Product (ft btoc)	Depth to Groundwater (ft btoc)	Free Product Thickness (ft)	Groundwater Elevation[2] (ft btoc)
MW-67	724.32	04/19/2021	ND	30.75	0.00	693.57
MW-67	724.32	04/29/2021	ND	30.70	0.00	693.62
MW-67	724.32	05/03/2021	ND	30.65	0.00	693.67
MW-67	724.32	05/10/2021	ND	30.76	0.00	693.56
MW-67	724.32	05/18/2021	ND	31.00	0.00	693.32
MW-67	724.32	05/26/2021	ND	31.08	0.00	693.24
MW-67	724.32	05/31/2021	ND	31.27	0.00	693.05
MW-67	724.32	06/07/2021	ND	31.29	0.00	693.03
MW-67	724.32	06/14/2021	ND	31.42	0.00	692.90
MW-67	724.32	06/21/2021	ND	31.48	0.00	692.84
MW-67	724.32	07/01/2021	ND	31.73	0.00	692.59
MW-67	724.32	07/06/2021	ND	31.90	0.00	692.42
MW-67	724.32	07/14/2021	ND	32.06	0.00	692.26
MW-67	724.32	07/28/2021	ND	32.29	0.00	692.03
MW-67	724.32	08/02/2021	ND	32.45	0.00	691.87
MW-67	724.32	08/16/2021	ND	32.67	0.00	691.65
MW-67	724.32	08/26/2021	ND	32.87	0.00	691.45
MW-67	724.32	08/30/2021	ND	32.95	0.00	691.37
MW-67	724.32	09/14/2021	ND	33.25	0.00	691.07
MW-67	724.32	09/23/2021	ND	33.48	0.00	690.84
MW-67	724.32	10/06/2021	ND	33.71	0.00	690.61
MW-67	724.32	10/12/2021	ND	33.85	0.00	690.47
MW-67	724.32	10/18/2021	ND	34.05	0.00	690.27
MW-67	724.32	10/27/2021	ND	34.18	0.00	690.14
MW-67	724.32	11/01/2021	ND	42.32	0.00	682.00
MW-67	724.32	11/15/2021	ND	34.62	0.00	689.70
MW-67	724.32	11/22/2021	ND	34.76	0.00	689.56
MW-67	724.32	11/30/2021	ND	35.95	0.00	688.37
MW-67	724.32	12/06/2021	ND	35.01	0.00	689.31
MW-67	724.32	12/13/2021	ND	35.22	0.00	689.10
MW-67	724.32	12/20/2021	ND	35.36	0.00	688.96
MW-67	724.32	12/28/2021	ND	35.49	0.00	688.83
MW-67	724.32	01/04/2022	ND	35.69	0.00	688.63
MW-67	724.32	01/10/2022	ND	35.86	0.00	688.46
MW-67	724.32	01/27/2022	ND	35.96	0.00	688.36
MW-67	724.32	01/31/2022	ND	36.00	0.00	688.32
MW-67	724.32	02/09/2022	ND	36.19	0.00	688.13
MW-67	724.32	02/14/2022	ND	36.35	0.00	687.97
MW-67	724.32	02/24/2022	ND	36.50	0.00	687.82
MW-67	724.32	02/28/2022	ND	36.58	0.00	687.74
MW-67	724.32	03/07/2022	ND	36.73	0.00	687.59
MW-67	724.32	03/14/2022	ND	36.83	0.00	687.49
MW-67	724.32	03/22/2022	ND	36.97	0.00	687.35
MW-67	724.32	04/01/2022	ND	36.92	0.00	687.40
MW-67	724.32	04/11/2022	ND	36.91	0.00	687.41

Table 3
Summary of Monitoring Well Gauging Data

Colonial Pipeline Company
2020-L1-SR2448
Huntersville, North Carolina

Well ID	Top Of Casing Elevation[1]	Date	Depth to Free Product (ft btoc)	Depth to Groundwater (ft btoc)	Free Product Thickness (ft)	Groundwater Elevation[2] (ft btoc)
MW-67	724.32	04/19/2022	ND	36.99	0.00	687.33
MW-67	724.32	04/28/2022	ND	37.03	0.00	687.29
MW-67	724.32	05/04/2022	ND	37.08	0.00	687.24
MW-67	724.32	05/11/2022	ND	37.05	0.00	687.27
MW-67	724.32	05/18/2022	ND	37.10	0.00	687.22
MW-67	724.32	05/25/2022	ND	37.10	0.00	687.22
MW-67	724.32	06/01/2022	ND	37.24	0.00	687.08
MW-67	724.32	06/08/2022	ND	37.28	0.00	687.04
MW-67	724.32	06/13/2022	ND	37.28	0.00	687.04
MW-68						
MW-68	731.84	12/26/2020	ND	38.03	0.00	693.81
MW-68	731.84	01/10/2021	ND	38.12	0.00	693.72
MW-68	731.84	01/19/2021	ND	38.09	0.00	693.75
MW-68	731.84	01/25/2021	ND	28.22	0.00	703.62
MW-68	731.84	02/01/2021	ND	38.28	0.00	693.56
MW-68	731.84	02/08/2021	ND	38.55	0.00	693.29
MW-68	731.84	02/16/2021	ND	38.38	0.00	693.46
MW-68	731.84	02/22/2021	ND	38.30	0.00	693.54
MW-68	731.84	03/04/2021	ND	38.28	0.00	693.56
MW-68	731.84	03/08/2021	ND	38.47	0.00	693.37
MW-68	731.84	03/15/2021	ND	38.60	0.00	693.24
MW-68	731.84	03/22/2021	ND	38.63	0.00	693.21
MW-68	731.84	04/01/2021	ND	38.36	0.00	693.48
MW-68	731.84	04/12/2021	ND	38.18	0.00	693.66
MW-68	731.84	04/19/2021	ND	38.19	0.00	693.65
MW-68	731.84	04/29/2021	ND	38.09	0.00	693.75
MW-68	731.84	05/03/2021	ND	38.00	0.00	693.84
MW-68	731.84	05/10/2021	ND	38.29	0.00	693.55
MW-68	731.84	05/18/2021	ND	38.75	0.00	693.09
MW-68	731.84	05/26/2021	ND	38.72	0.00	693.12
MW-68	731.84	05/31/2021	ND	39.13	0.00	692.71
MW-68	731.84	06/07/2021	ND	41.49	0.00	690.35
MW-68	731.84	06/14/2021	ND	39.40	0.00	692.44
MW-68	731.84	06/21/2021	ND	39.15	0.00	692.69
MW-68	731.84	07/01/2021	ND	39.55	0.00	692.29
MW-68	731.84	07/06/2021	ND	40.00	0.00	691.84
MW-68	731.84	07/14/2021	ND	39.95	0.00	691.89
MW-68	731.84	07/28/2021	ND	40.33	0.00	691.51
MW-68	731.84	08/02/2021	ND	40.55	0.00	691.29
MW-68	731.84	08/16/2021	ND	40.73	0.00	691.11
MW-68	731.84	08/26/2021	ND	42.20	0.00	689.64
MW-68	731.84	08/30/2021	ND	41.02	0.00	690.82
MW-68	731.84	09/14/2021	ND	41.12	0.00	690.72
MW-68	731.84	09/23/2021	ND	41.32	0.00	690.52
MW-68	731.84	10/06/2021	ND	41.80	0.00	690.04

Table 3
Summary of Monitoring Well Gauging Data

Colonial Pipeline Company
2020-L1-SR2448
Huntersville, North Carolina

Well ID	Top Of Casing Elevation[1]	Date	Depth to Free Product (ft btoc)	Depth to Groundwater (ft btoc)	Free Product Thickness (ft)	Groundwater Elevation[2] (ft btoc)
MW-68	731.84	10/12/2021	ND	41.94	0.00	689.90
MW-68	731.84	10/18/2021	ND	42.13	0.00	689.71
MW-68	731.84	10/27/2021	ND	42.05	0.00	689.79
MW-68	731.84	11/01/2021	ND	42.37	0.00	689.47
MW-68	731.84	11/15/2021	ND	42.68	0.00	689.16
MW-68	731.84	11/22/2021	ND	42.78	0.00	689.06
MW-68	731.84	11/30/2021	ND	42.94	0.00	688.90
MW-68	731.84	12/06/2021	ND	42.99	0.00	688.85
MW-68	731.84	12/13/2021	ND	43.21	0.00	688.63
MW-68	731.84	12/20/2021	ND	43.38	0.00	688.46
MW-68	731.84	12/28/2021	ND	43.24	0.00	688.60
MW-68	731.84	01/04/2022	ND	43.72	0.00	688.12
MW-68	731.84	01/10/2022	ND	43.89	0.00	687.95
MW-68	731.84	01/27/2022	ND	43.64	0.00	688.20
MW-68	731.84	01/31/2022	ND	43.81	0.00	688.03
MW-68	731.84	02/09/2022	ND	44.08	0.00	687.76
MW-68	731.84	02/14/2022	ND	44.27	0.00	687.57
MW-68	731.84	02/24/2022	ND	44.25	0.00	687.59
MW-68	731.84	02/28/2022	ND	44.59	0.00	687.25
MW-68	731.84	03/07/2022	ND	44.75	0.00	687.09
MW-68	731.84	03/14/2022	ND	44.60	0.00	687.24
MW-68	731.84	03/22/2022	ND	44.99	0.00	686.85
MW-68	731.84	04/01/2022	ND	44.54	0.00	687.30
MW-68	731.84	04/11/2022	ND	44.48	0.00	687.36
MW-68	731.84	04/19/2022	ND	44.78	0.00	687.06
MW-68	731.84	04/28/2022	ND	44.65	0.00	687.19
MW-68	731.84	05/04/2022	ND	44.51	0.00	687.33
MW-68	731.84	05/11/2022	ND	44.75	0.00	687.09
MW-68	731.84	05/18/2022	ND	44.86	0.00	686.98
MW-68	731.84	05/25/2022	ND	45.76	0.00	686.08
MW-68	731.84	06/01/2022	ND	45.06	0.00	686.78
MW-68	731.84	06/08/2022	ND	45.17	0.00	686.67
MW-68	731.84	06/13/2022	ND	44.84	0.00	687.00
MW-69						
MW-69	741.74	12/26/2020	ND	49.96	0.00	691.78
MW-69	741.74	01/10/2021	ND	49.70	0.00	692.04
MW-69	741.74	01/19/2021	ND	50.19	0.00	691.55
MW-69	741.74	01/25/2021	ND	50.17	0.00	691.57
MW-69	741.74	02/01/2021	ND	50.18	0.00	691.56
MW-69	741.74	02/08/2021	ND	50.44	0.00	691.30
MW-69	741.74	02/16/2021	ND	50.12	0.00	691.62
MW-69	741.74	02/22/2021	ND	50.13	0.00	691.61
MW-69	741.74	03/04/2021	ND	50.14	0.00	691.60
MW-69	741.74	03/08/2021	ND	50.29	0.00	691.45
MW-69	741.74	03/15/2021	ND	50.25	0.00	691.49

Table 3
Summary of Monitoring Well Gauging Data

Colonial Pipeline Company
2020-L1-SR2448
Huntersville, North Carolina

Well ID	Top Of Casing Elevation[1]	Date	Depth to Free Product (ft btoc)	Depth to Groundwater (ft btoc)	Free Product Thickness (ft)	Groundwater Elevation[2] (ft btoc)
MW-69	741.74	03/22/2021	ND	50.24	0.00	691.50
MW-69	741.74	04/01/2021	ND	50.19	0.00	691.55
MW-69	741.74	04/12/2021	ND	50.52	0.00	691.22
MW-69	741.74	04/19/2021	ND	50.54	0.00	691.20
MW-69	741.74	04/29/2021	ND	50.15	0.00	691.59
MW-69	741.74	05/03/2021	ND	50.41	0.00	691.33
MW-69	741.74	05/10/2021	ND	50.72	0.00	691.02
MW-69	741.74	05/18/2021	ND	50.50	0.00	691.24
MW-69	741.74	05/26/2021	ND	50.11	0.00	691.63
MW-69	741.74	05/31/2021	ND	50.33	0.00	691.41
MW-69	741.74	06/07/2021	ND	50.38	0.00	691.36
MW-69	741.74	06/14/2021	ND	50.08	0.00	691.66
MW-69	741.74	06/21/2021	ND	50.56	0.00	691.18
MW-69	741.74	07/01/2021	ND	50.31	0.00	691.43
MW-69	741.74	07/06/2021	ND	50.45	0.00	691.29
MW-69	741.74	07/14/2021	ND	50.48	0.00	691.26
MW-69	741.74	07/28/2021	ND	50.81	0.00	690.93
MW-69	741.74	08/02/2021	ND	51.21	0.00	690.53
MW-69	741.74	08/16/2021	ND	51.29	0.00	690.45
MW-69	741.74	08/26/2021	ND	51.29	0.00	690.45
MW-69	741.74	08/30/2021	ND	51.85	0.00	689.89
MW-69	741.74	09/14/2021	ND	52.09	0.00	689.65
MW-69	741.74	09/23/2021	ND	51.85	0.00	689.89
MW-69	741.74	10/06/2021	ND	52.66	0.00	689.08
MW-69	741.74	10/12/2021	ND	52.60	0.00	689.14
MW-69	741.74	10/18/2021	ND	52.77	0.00	688.97
MW-69	741.74	10/27/2021	ND	52.60	0.00	689.14
MW-69	741.74	11/01/2021	ND	52.98	0.00	688.76
MW-69	741.74	11/15/2021	ND	53.39	0.00	688.35
MW-69	741.74	11/22/2021	ND	59.40	0.00	682.34
MW-69	741.74	11/30/2021	ND	55.36	0.00	686.38
MW-69	743.62	12/06/2021	ND	55.60	0.00	688.02
MW-69	743.62	12/13/2021	ND	55.82	0.00	687.80
MW-69	743.62	12/20/2021	ND	55.97	0.00	687.65
MW-69	743.62	12/28/2021	ND	55.86	0.00	687.76
MW-69	743.62	01/04/2022	ND	56.63	0.00	686.99
MW-69	743.62	01/10/2022	ND	56.49	0.00	687.13
MW-69	743.62	01/27/2022	ND	56.47	0.00	687.15
MW-69	743.62	01/31/2022	ND	56.68	0.00	686.94
MW-69	743.62	02/09/2022	ND	57.21	0.00	686.41
MW-69	743.62	02/14/2022	ND	57.12	0.00	686.50
MW-69	743.62	02/24/2022	ND	57.09	0.00	686.53
MW-69	743.62	02/28/2022	ND	57.18	0.00	686.44
MW-69	743.62	03/07/2022	ND	57.31	0.00	686.31
MW-69	743.62	03/14/2022	ND	57.39	0.00	686.23

Table 3
Summary of Monitoring Well Gauging Data

Colonial Pipeline Company
2020-L1-SR2448
Huntersville, North Carolina

Well ID	Top Of Casing Elevation[1]	Date	Depth to Free Product (ft btoc)	Depth to Groundwater (ft btoc)	Free Product Thickness (ft)	Groundwater Elevation[2] (ft btoc)
MW-69	743.62	03/22/2022	ND	57.61	0.00	686.01
MW-69	743.62	04/01/2022	ND	57.54	0.00	686.08
MW-69	743.62	04/11/2022	ND	57.86	0.00	685.76
MW-69	743.62	04/19/2022	ND	58.02	0.00	685.60
MW-69	743.62	04/28/2022	ND	57.88	0.00	685.74
MW-69	743.62	05/04/2022	ND	57.92	0.00	685.70
MW-69	743.62	05/11/2022	ND	58.12	0.00	685.50
MW-69	743.62	05/18/2022	ND	58.14	0.00	685.48
MW-69	743.62	05/25/2022	ND	58.14	0.00	685.48
MW-69	743.62	06/01/2022	ND	58.56	0.00	685.06
MW-69	743.62	06/08/2022	ND	58.99	0.00	684.63
MW-69	743.62	06/13/2022	ND	58.63	0.00	684.99
MW-70						
MW-70	728.08	12/26/2020	ND	35.82	0.00	692.26
MW-70	728.08	01/10/2021	ND	35.83	0.00	692.25
MW-70	728.08	01/19/2021	ND	35.86	0.00	692.22
MW-70	728.08	01/25/2021	ND	35.82	0.00	692.26
MW-70	728.08	02/01/2021	ND	35.85	0.00	692.23
MW-70	728.08	02/08/2021	ND	36.01	0.00	692.07
MW-70	728.08	02/16/2021	ND	35.82	0.00	692.26
MW-70	728.08	02/22/2021	ND	35.79	0.00	692.29
MW-70	728.08	03/04/2021	ND	35.76	0.00	692.32
MW-70	728.08	03/08/2021	ND	35.85	0.00	692.23
MW-70	728.08	03/15/2021	ND	35.75	0.00	692.33
MW-70	728.08	03/22/2021	ND	35.70	0.00	692.38
MW-70	728.08	04/01/2021	ND	35.59	0.00	692.49
MW-70	728.08	04/12/2021	ND	35.53	0.00	692.55
MW-70	728.08	04/19/2021	ND	35.53	0.00	692.55
MW-70	728.08	04/29/2021	ND	35.42	0.00	692.66
MW-70	728.08	05/03/2021	ND	35.36	0.00	692.72
MW-70	728.08	05/10/2021	ND	35.41	0.00	692.67
MW-70	728.08	05/18/2021	ND	35.45	0.00	692.63
MW-70	728.08	05/26/2021	ND	35.48	0.00	692.60
MW-70	728.08	05/31/2021	ND	35.63	0.00	692.45
MW-70	728.08	06/07/2021	ND	35.50	0.00	692.58
MW-70	728.08	06/14/2021	ND	35.62	0.00	692.46
MW-70	728.08	06/21/2021	ND	35.71	0.00	692.37
MW-70	728.08	07/01/2021	ND	35.87	0.00	692.21
MW-70	728.08	07/06/2021	ND	35.98	0.00	692.10
MW-70	728.08	07/14/2021	ND	36.10	0.00	691.98
MW-70	728.08	07/28/2021	ND	36.32	0.00	691.76
MW-70	728.08	08/02/2021	ND	36.46	0.00	691.62
MW-70	728.08	08/16/2021	ND	36.65	0.00	691.43
MW-70	728.08	08/26/2021	ND	36.90	0.00	691.18
MW-70	728.08	08/30/2021	ND	36.95	0.00	691.13

Table 3
Summary of Monitoring Well Gauging Data

Colonial Pipeline Company
2020-L1-SR2448
Huntersville, North Carolina

Well ID	Top Of Casing Elevation[1]	Date	Depth to Free Product (ft btoc)	Depth to Groundwater (ft btoc)	Free Product Thickness (ft)	Groundwater Elevation[2] (ft btoc)
MW-70	728.08	09/14/2021	ND	37.24	0.00	690.84
MW-70	728.08	09/23/2021	ND	37.45	0.00	690.63
MW-70	728.08	10/06/2021	ND	37.71	0.00	690.37
MW-70	728.08	10/12/2021	ND	37.80	0.00	690.28
MW-70	728.08	10/18/2021	ND	38.00	0.00	690.08
MW-70	728.08	10/27/2021	ND	38.15	0.00	689.93
MW-70	728.08	11/01/2021	ND	38.30	0.00	689.78
MW-70	728.08	11/15/2021	ND	38.60	0.00	689.48
MW-70	728.08	11/22/2021	ND	38.71	0.00	689.37
MW-70	728.08	11/30/2021	ND	38.95	0.00	689.13
MW-70	728.08	12/06/2021	ND	38.98	0.00	689.10
MW-70	728.08	12/13/2021	ND	39.20	0.00	688.88
MW-70	728.08	12/20/2021	ND	39.33	0.00	688.75
MW-70	728.08	12/28/2021	ND	39.46	0.00	688.62
MW-70	728.08	01/04/2022	ND	39.71	0.00	688.37
MW-70	728.08	01/10/2022	ND	39.84	0.00	688.24
MW-70	728.08	01/27/2022	ND	40.06	0.00	688.02
MW-70	728.08	01/31/2022	ND	40.10	0.00	687.98
MW-70	728.08	02/09/2022	ND	40.30	0.00	687.78
MW-70	728.08	02/14/2022	ND	40.43	0.00	687.65
MW-70	728.08	02/24/2022	ND	40.63	0.00	687.45
MW-70	728.08	02/28/2022	ND	40.65	0.00	687.43
MW-70	728.08	03/07/2022	ND	40.76	0.00	687.32
MW-70	728.08	03/14/2022	ND	40.91	0.00	687.17
MW-70	728.08	03/22/2022	ND	41.00	0.00	687.08
MW-70	728.08	04/02/2022	ND	41.10	0.00	686.98
MW-70	728.08	04/11/2022	ND	41.19	0.00	686.89
MW-70	728.08	04/19/2022	ND	41.28	0.00	686.80
MW-70	728.08	04/28/2022	ND	41.33	0.00	686.75
MW-70	728.08	05/04/2022	ND	41.43	0.00	686.65
MW-70	728.08	05/11/2022	ND	41.53	0.00	686.55
MW-70	728.08	05/18/2022	ND	41.52	0.00	686.56
MW-70	728.08	05/25/2022	ND	41.64	0.00	686.44
MW-70	728.08	06/01/2022	ND	41.71	0.00	686.37
MW-70	728.08	06/08/2022	ND	41.79	0.00	686.29
MW-70	728.08	06/13/2022	ND	41.83	0.00	686.25
MW-71						
MW-71	746.97	01/19/2021	ND	52.15	0.00	694.82
MW-71	746.97	01/25/2021	ND	55.34	0.00	691.63
MW-71	746.97	02/01/2021	ND	55.33	0.00	691.64
MW-71	746.97	02/08/2021	ND	55.61	0.00	691.36
MW-71	746.97	02/16/2021	ND	55.31	0.00	691.66
MW-71	746.97	02/22/2021	ND	55.25	0.00	691.72
MW-71	746.97	03/04/2021	ND	55.26	0.00	691.71
MW-71	746.97	03/08/2021	ND	55.40	0.00	691.57

Table 3
Summary of Monitoring Well Gauging Data

Colonial Pipeline Company
2020-L1-SR2448
Huntersville, North Carolina

Well ID	Top Of Casing Elevation[1]	Date	Depth to Free Product (ft btoc)	Depth to Groundwater (ft btoc)	Free Product Thickness (ft)	Groundwater Elevation[2] (ft btoc)
MW-71	746.97	03/15/2021	ND	55.42	0.00	691.55
MW-71	746.97	03/22/2021	ND	55.41	0.00	691.56
MW-71	746.97	04/01/2021	ND	55.36	0.00	691.61
MW-71	746.97	04/12/2021	ND	55.46	0.00	691.51
MW-71	746.97	04/19/2021	ND	55.47	0.00	691.50
MW-71	746.97	04/29/2021	ND	55.32	0.00	691.65
MW-71	746.97	05/03/2021	ND	55.37	0.00	691.60
MW-71	746.97	05/10/2021	ND	55.51	0.00	691.46
MW-71	746.97	05/18/2021	ND	55.46	0.00	691.51
MW-71	746.97	05/26/2021	ND	55.32	0.00	691.65
MW-71	746.97	05/31/2021	ND	55.44	0.00	691.53
MW-71	746.97	06/07/2021	ND	55.48	0.00	691.49
MW-71	746.97	06/14/2021	ND	55.32	0.00	691.65
MW-71	746.97	06/21/2021	ND	55.56	0.00	691.41
MW-71	746.97	07/01/2021	ND	55.58	0.00	691.39
MW-71	746.97	07/06/2021	ND	55.74	0.00	691.23
MW-71	746.97	07/14/2021	ND	55.72	0.00	691.25
MW-71	746.97	07/28/2021	ND	56.06	0.00	690.91
MW-71	746.97	08/02/2021	ND	56.24	0.00	690.73
MW-71	746.97	08/16/2021	ND	56.39	0.00	690.58
MW-71	746.97	08/26/2021	ND	56.56	0.00	690.41
MW-71	746.97	08/30/2021	ND	56.85	0.00	690.12
MW-71	746.97	09/14/2021	ND	57.72	0.00	689.25
MW-71	746.97	09/23/2021	ND	57.14	0.00	689.83
MW-71	746.97	10/06/2021	ND	57.68	0.00	689.29
MW-71	746.97	10/12/2021	ND	57.74	0.00	689.23
MW-71	746.97	10/18/2021	ND	57.89	0.00	689.08
MW-71	746.97	10/27/2021	ND	57.87	0.00	689.10
MW-71	746.97	11/01/2021	ND	58.08	0.00	688.89
MW-71	746.97	11/15/2021	ND	58.54	0.00	688.43
MW-71	746.97	11/22/2021	ND	58.72	0.00	688.25
MW-71	746.97	11/30/2021	ND	58.84	0.00	688.13
MW-71	746.97	12/06/2021	ND	59.00	0.00	687.97
MW-71	746.97	12/13/2021	ND	59.22	0.00	687.75
MW-71	746.97	12/20/2021	ND	59.39	0.00	687.58
MW-71	746.97	12/28/2021	ND	59.33	0.00	687.64
MW-71	746.97	01/04/2022	ND	59.81	0.00	687.16
MW-71	746.97	01/10/2022	ND	59.82	0.00	687.15
MW-71	746.97	01/27/2022	ND	59.91	0.00	687.06
MW-71	746.97	01/31/2022	ND	60.08	0.00	686.89
MW-71	746.97	02/09/2022	ND	60.45	0.00	686.52
MW-71	746.97	02/14/2022	ND	60.55	0.00	686.42
MW-71	746.97	02/24/2022	ND	60.55	0.00	686.42
MW-71	746.97	02/28/2022	ND	60.71	0.00	686.26
MW-71	746.97	03/07/2022	ND	60.91	0.00	686.06

Table 3
Summary of Monitoring Well Gauging Data

Colonial Pipeline Company
2020-L1-SR2448
Huntersville, North Carolina

Well ID	Top Of Casing Elevation[1]	Date	Depth to Free Product (ft btoc)	Depth to Groundwater (ft btoc)	Free Product Thickness (ft)	Groundwater Elevation[2] (ft btoc)
MW-71	746.97	03/14/2022	ND	60.91	0.00	686.06
MW-71	746.97	03/22/2022	ND	61.12	0.00	685.85
MW-71	746.97	04/01/2022	ND	60.98	0.00	685.99
MW-71	746.97	04/11/2022	ND	61.20	0.00	685.77
MW-71	746.97	04/19/2022	ND	61.38	0.00	685.59
MW-71	746.97	04/28/2022	ND	61.30	0.00	685.67
MW-71	746.97	05/04/2022	ND	61.54	0.00	685.43
MW-71	746.97	05/11/2022	ND	61.62	0.00	685.35
MW-71	746.97	05/18/2022	ND	61.64	0.00	685.33
MW-71	746.97	05/25/2022	ND	61.56	0.00	685.41
MW-71	746.97	06/01/2022	ND	58.50	0.00	688.47
MW-71	746.97	06/08/2022	ND	61.94	0.00	685.03
MW-71	746.97	06/13/2022	ND	62.02	0.00	684.95
MW-72R						
MW-72	734.81	01/19/2021	ND	43.87	0.00	690.94
MW-72	734.81	01/25/2021	ND	45.33	0.00	689.48
MW-72	734.81	02/01/2021	ND	45.43	0.00	689.38
MW-72	734.81	02/08/2021	ND	45.64	0.00	689.17
MW-72	734.81	02/16/2021	ND	45.53	0.00	689.28
MW-72	734.81	02/22/2021	ND	45.43	0.00	689.38
MW-72	734.81	03/04/2021	ND	45.45	0.00	689.36
MW-72	734.81	03/08/2021	ND	45.58	0.00	689.23
MW-72	734.81	03/15/2021	ND	45.53	0.00	689.28
MW-72	734.81	03/22/2021	ND	45.51	0.00	689.30
MW-72	734.81	04/01/2021	ND	45.46	0.00	689.35
MW-72	734.81	04/12/2021	45.29	45.70	0.41	689.41
MW-72	734.81	04/19/2021	45.16	45.71	0.55	689.50
MW-72	734.81	04/29/2021	ND	47.81	0.00	687.00
MW-72	734.81	05/03/2021	ND	44.74	0.00	690.07
MW-72	734.81	05/10/2021	ARP	ARP	ARP	ARP
MW-72	734.81	05/18/2021	ARP	ARP	ARP	ARP
MW-72	734.81	05/26/2021	42.34	42.57	0.23	692.41
MW-72	734.81	05/31/2021	ARP	ARP	ARP	ARP
MW-72	734.81	06/07/2021	ARP	ARP	ARP	ARP
MW-72	734.81	06/14/2021	ARP	ARP	ARP	ARP
MW-72	734.81	06/21/2021	ARP	ARP	ARP	ARP
MW-72	734.81	07/01/2021	42.53	42.73	0.20	692.23
MW-72	734.81	07/06/2021	ARP	ARP	ARP	ARP
MW-72	734.81	07/14/2021	42.59	43.08	0.49	692.09
MW-72	734.81	07/28/2021	43.02	43.21	0.19	691.74
MW-72	734.81	08/16/2021	ARP	ARP	ARP	ARP
MW-72	734.81	08/26/2021	ND	43.75	0.00	691.06
MW-72	734.81	08/30/2021	ARP	ARP	ARP	ARP
MW-72	734.81	09/16/2021	ND	44.25	0.00	690.56
MW-72R	731.92	09/23/2021	ND	44.40	0.00	687.52

Table 3
Summary of Monitoring Well Gauging Data

Colonial Pipeline Company
2020-L1-SR2448
Huntersville, North Carolina

Well ID	Top Of Casing Elevation[1]	Date	Depth to Free Product (ft btoc)	Depth to Groundwater (ft btoc)	Free Product Thickness (ft)	Groundwater Elevation[2] (ft btoc)
MW-72R	731.92	10/06/2021	ARP	ARP	ARP	ARP
MW-72R	731.92	10/12/2021	ARP	ARP	ARP	ARP
MW-72R	731.92	10/18/2021	ARP	ARP	ARP	ARP
MW-72R	731.92	10/27/2021	ND	45.03	0.00	686.89
MW-72R	731.92	11/01/2021	ARP	ARP	ARP	ARP
MW-72R	731.92	11/30/2021	ND	46.04	0.00	685.88
MW-72R	731.92	12/06/2021	ARP	ARP	ARP	ARP
MW-72R	731.92	12/13/2021	ARP	ARP	ARP	ARP
MW-72R	731.92	12/20/2021	ARP	ARP	ARP	ARP
MW-72R	731.92	12/28/2021	ND	46.80	0.00	685.12
MW-72R	731.92	01/04/2022	ARP	ARP	ARP	ARP
MW-72R	731.92	01/10/2022	ARP	ARP	ARP	ARP
MW-72R	731.92	01/27/2022	ND	47.52	0.00	684.40
MW-72R	731.92	01/31/2022	ARP	ARP	ARP	ARP
MW-72R	731.92	02/09/2022	ARP	ARP	ARP	ARP
MW-72R	731.92	02/14/2022	ARP	ARP	ARP	ARP
MW-72R	731.92	02/24/2022	ND	48.34	0.00	683.58
MW-72R	731.92	02/28/2022	ARP	ARP	ARP	ARP
MW-72R	731.92	03/07/2022	ARP	ARP	ARP	ARP
MW-72R	731.92	03/14/2022	ARP	ARP	ARP	ARP
MW-72R	731.92	03/22/2022	ARP	ARP	ARP	ARP
MW-72R	731.92	04/01/2022	ND	48.81	0.00	683.11
MW-72R	731.92	04/11/2022	ARP	ARP	ARP	ARP
MW-72R	731.92	04/19/2022	ARP	ARP	ARP	ARP
MW-72R	731.92	04/28/2022	ND	49.22	0.00	682.70
MW-72R	731.92	05/04/2022	ARP	ARP	ARP	ARP
MW-72R	731.92	05/11/2022	ARP	ARP	ARP	ARP
MW-72R	731.92	05/18/2022	ARP	ARP	ARP	ARP
MW-72R	731.92	05/25/2022	ND	49.52	0.00	682.40
MW-72R	731.92	06/01/2022	ARP	ARP	ARP	ARP
MW-72R	731.92	06/08/2022	ARP	ARP	ARP	ARP
MW-72R	731.92	06/13/2022	ARP	ARP	ARP	ARP
MW-73						
MW-73	726.44	01/25/2021	ND	32.67	0.00	693.77
MW-73	726.44	02/01/2021	ND	32.68	0.00	693.76
MW-73	726.44	02/08/2021	ND	32.75	0.00	693.69
MW-73	726.44	02/16/2021	ND	32.54	0.00	693.90
MW-73	726.44	02/22/2021	ND	32.17	0.00	694.27
MW-73	726.44	03/04/2021	ND	31.94	0.00	694.50
MW-73	726.44	03/08/2021	ND	31.99	0.00	694.45
MW-73	726.44	03/15/2021	ND	31.86	0.00	694.58
MW-73	726.44	03/22/2021	ND	31.71	0.00	694.73
MW-73	726.44	04/01/2021	ND	31.39	0.00	695.05
MW-73	726.44	04/12/2021	ND	31.07	0.00	695.37
MW-73	726.44	04/19/2021	ND	30.97	0.00	695.47

Table 3
Summary of Monitoring Well Gauging Data

Colonial Pipeline Company
2020-L1-SR2448
Huntersville, North Carolina

Well ID	Top Of Casing Elevation[1]	Date	Depth to Free Product (ft btoc)	Depth to Groundwater (ft btoc)	Free Product Thickness (ft)	Groundwater Elevation[2] (ft btoc)
MW-73	726.44	04/29/2021	ND	30.97	0.00	695.47
MW-73	726.44	05/03/2021	ND	30.98	0.00	695.46
MW-73	726.44	05/10/2021	ND	31.12	0.00	695.32
MW-73	726.44	05/18/2021	ND	31.38	0.00	695.06
MW-73	726.44	05/26/2021	ND	31.48	0.00	694.96
MW-73	726.44	05/31/2021	ND	31.71	0.00	694.73
MW-73	726.44	06/07/2021	ND	31.75	0.00	694.69
MW-73	726.44	06/14/2021	ND	31.98	0.00	694.46
MW-73	726.44	06/21/2021	ND	32.15	0.00	694.29
MW-73	726.44	07/01/2021	ND	32.34	0.00	694.10
MW-73	726.44	07/06/2021	ND	32.55	0.00	693.89
MW-73	726.44	07/14/2021	ND	32.75	0.00	693.69
MW-73	726.44	07/28/2021	ND	32.92	0.00	693.52
MW-73	726.44	08/02/2021	ND	33.14	0.00	693.30
MW-73	726.44	08/16/2021	ND	33.42	0.00	693.02
MW-73	726.44	08/26/2021	ND	33.52	0.00	692.92
MW-73	726.44	08/30/2021	ND	33.65	0.00	692.79
MW-73	726.44	09/14/2021	ND	34.02	0.00	692.42
MW-73	726.44	09/23/2021	ND	34.26	0.00	692.18
MW-73	726.44	10/06/2021	ND	34.52	0.00	691.92
MW-73	726.44	10/12/2021	ND	34.67	0.00	691.77
MW-73	726.44	10/18/2021	ND	34.87	0.00	691.57
MW-73	726.44	10/27/2021	ND	35.06	0.00	691.38
MW-73	726.44	11/01/2021	ND	35.22	0.00	691.22
MW-73	726.44	11/15/2021	ND	35.55	0.00	690.89
MW-73	726.44	11/22/2021	ND	35.56	0.00	690.88
MW-73	726.44	11/30/2021	ND	35.83	0.00	690.61
MW-73	726.44	12/06/2021	ND	35.84	0.00	690.60
MW-73	726.44	12/13/2021	ND	36.09	0.00	690.35
MW-73	726.44	12/20/2021	ND	36.21	0.00	690.23
MW-73	726.44	12/28/2021	ND	36.28	0.00	690.16
MW-73	726.44	01/04/2022	ND	36.51	0.00	689.93
MW-73	726.44	01/10/2022	ND	36.64	0.00	689.80
MW-73	726.44	01/27/2022	ND	36.74	0.00	689.70
MW-73	726.44	01/31/2022	ND	36.85	0.00	689.59
MW-73	726.44	02/09/2022	ND	36.84	0.00	689.60
MW-73	726.44	02/14/2022	ND	36.97	0.00	689.47
MW-73	726.44	02/24/2022	ND	37.08	0.00	689.36
MW-73	726.44	02/28/2022	ND	37.12	0.00	689.32
MW-73	726.44	03/07/2022	ND	37.11	0.00	689.33
MW-73	726.44	03/14/2022	ND	37.16	0.00	689.28
MW-73	726.44	03/22/2022	ND	37.02	0.00	689.42
MW-73	726.44	04/01/2022	ND	36.87	0.00	689.57
MW-73	726.44	04/11/2022	ND	36.85	0.00	689.59
MW-73	726.44	04/19/2022	ND	36.90	0.00	689.54

Table 3
Summary of Monitoring Well Gauging Data

Colonial Pipeline Company
2020-L1-SR2448
Huntersville, North Carolina

Well ID	Top Of Casing Elevation[1]	Date	Depth to Free Product (ft btoc)	Depth to Groundwater (ft btoc)	Free Product Thickness (ft)	Groundwater Elevation[2] (ft btoc)
MW-73	726.44	04/28/2022	ND	36.83	0.00	689.61
MW-73	726.44	05/04/2022	ND	36.72	0.00	689.72
MW-73	726.44	05/11/2022	ND	36.82	0.00	689.62
MW-73	726.44	05/18/2022	ND	36.83	0.00	689.61
MW-73	726.44	05/25/2022	ND	37.00	0.00	689.44
MW-73	726.44	06/01/2022	ND	37.11	0.00	689.33
MW-73	726.44	06/08/2022	ND	37.19	0.00	689.25
MW-73	726.44	06/13/2022	ND	37.27	0.00	689.17
MW-74						
MW-74	713.48	02/16/2021	ND	20.72	0.00	692.76
MW-74	713.48	02/22/2021	ND	20.44	0.00	693.04
MW-74	713.48	03/04/2021	ND	20.26	0.00	693.22
MW-74	713.48	03/08/2021	ND	20.37	0.00	693.11
MW-74	713.48	03/15/2021	ND	20.25	0.00	693.23
MW-74	713.48	03/22/2021	ND	20.03	0.00	693.45
MW-74	713.48	04/01/2021	ND	19.72	0.00	693.76
MW-74	713.48	04/12/2021	ND	19.52	0.00	693.96
MW-74	713.48	04/19/2021	ND	19.52	0.00	693.96
MW-74	713.48	04/29/2021	ND	19.54	0.00	693.94
MW-74	713.48	05/03/2021	ND	19.54	0.00	693.94
MW-74	713.48	05/10/2021	ND	19.75	0.00	693.73
MW-74	713.48	05/18/2021	ND	30.07	0.00	683.41
MW-74	713.48	05/26/2021	ND	20.15	0.00	693.33
MW-74	713.48	05/31/2021	ND	20.43	0.00	693.05
MW-74	713.48	06/07/2021	ND	20.42	0.00	693.06
MW-74	713.48	06/14/2021	ND	20.64	0.00	692.84
MW-74	713.48	06/21/2021	ND	20.80	0.00	692.68
MW-74	713.48	07/01/2021	ND	20.99	0.00	692.49
MW-74	713.48	07/06/2021	ND	21.18	0.00	692.30
MW-74	713.48	07/14/2021	ND	21.39	0.00	692.09
MW-74	713.48	07/28/2021	ND	21.56	0.00	691.92
MW-74	713.48	08/02/2021	ND	21.70	0.00	691.78
MW-74	713.48	08/16/2021	ND	22.00	0.00	691.48
MW-74	713.48	08/26/2021	ND	22.24	0.00	691.24
MW-74	713.48	08/30/2021	ND	22.27	0.00	691.21
MW-74	713.48	09/14/2021	ND	22.58	0.00	690.90
MW-74	713.48	09/23/2021	ND	22.88	0.00	690.60
MW-74	713.48	10/06/2021	ND	23.13	0.00	690.35
MW-74	713.48	10/12/2021	ND	23.23	0.00	690.25
MW-74	713.48	10/18/2021	ND	23.47	0.00	690.01
MW-74	713.48	10/27/2021	ND	23.66	0.00	689.82
MW-74	713.48	11/01/2021	ND	23.83	0.00	689.65
MW-74	713.48	11/15/2021	ND	24.14	0.00	689.34
MW-74	713.48	11/22/2021	ND	24.29	0.00	689.19
MW-74	713.48	11/30/2021	ND	24.42	0.00	689.06

Table 3
Summary of Monitoring Well Gauging Data

Colonial Pipeline Company
2020-L1-SR2448
Huntersville, North Carolina

Well ID	Top Of Casing Elevation[1]	Date	Depth to Free Product (ft btoc)	Depth to Groundwater (ft btoc)	Free Product Thickness (ft)	Groundwater Elevation[2] (ft btoc)
MW-74	713.48	12/06/2021	ND	24.42	0.00	689.06
MW-74	713.48	12/13/2021	ND	24.65	0.00	688.83
MW-74	713.48	12/20/2021	ND	24.75	0.00	688.73
MW-74	713.48	12/28/2021	ND	24.91	0.00	688.57
MW-74	713.48	01/04/2022	ND	25.07	0.00	688.41
MW-74	713.48	01/10/2022	ND	25.52	0.00	687.96
MW-74	713.48	01/27/2022	ND	25.29	0.00	688.19
MW-74	713.48	01/31/2022	ND	25.40	0.00	688.08
MW-74	713.48	02/09/2022	ND	25.30	0.00	688.18
MW-74	713.48	02/14/2022	ND	25.45	0.00	688.03
MW-74	713.48	02/24/2022	ND	25.56	0.00	687.92
MW-74	713.48	02/28/2022	ND	25.62	0.00	687.86
MW-74	713.48	03/07/2022	ND	25.61	0.00	687.87
MW-74	713.48	03/14/2022	ND	25.68	0.00	687.80
MW-74	713.48	03/22/2022	ND	25.48	0.00	688.00
MW-74	713.48	04/02/2022	ND	25.57	0.00	687.91
MW-74	713.48	04/11/2022	ND	25.54	0.00	687.94
MW-74	713.48	04/19/2022	ND	25.56	0.00	687.92
MW-74	713.48	04/28/2022	ND	25.52	0.00	687.96
MW-74	713.48	05/04/2022	ND	25.50	0.00	687.98
MW-74	713.48	05/11/2022	ND	25.60	0.00	687.88
MW-74	713.48	05/18/2022	ND	25.71	0.00	687.77
MW-74	713.48	05/25/2022	ND	25.77	0.00	687.71
MW-74	713.48	06/01/2022	ND	25.82	0.00	687.66
MW-74	713.48	06/08/2022	ND	25.88	0.00	687.60
MW-74	713.48	06/13/2022	ND	25.97	0.00	687.51
MW-75						
MW-75	730.05	02/16/2021	ND	37.92	0.00	692.13
MW-75	730.05	02/22/2021	ND	37.88	0.00	692.17
MW-75	730.05	03/04/2021	ND	37.86	0.00	692.19
MW-75	730.05	03/08/2021	ND	37.97	0.00	692.08
MW-75	730.05	03/15/2021	ND	37.88	0.00	692.17
MW-75	730.05	03/22/2021	ND	37.87	0.00	692.18
MW-75	730.05	04/01/2021	ND	37.80	0.00	692.25
MW-75	730.05	04/12/2021	ND	37.73	0.00	692.32
MW-75	730.05	04/19/2021	ND	37.73	0.00	692.32
MW-75	730.05	04/29/2021	ND	37.64	0.00	692.41
MW-75	730.05	05/03/2021	ND	37.61	0.00	692.44
MW-75	730.05	05/10/2021	ND	37.69	0.00	692.36
MW-75	730.05	05/18/2021	ND	37.77	0.00	692.28
MW-75	730.05	05/26/2021	ND	37.73	0.00	692.32
MW-75	730.05	05/31/2021	ND	37.86	0.00	692.19
MW-75	730.05	06/07/2021	ND	37.81	0.00	692.24
MW-75	730.05	06/14/2021	ND	37.82	0.00	692.23
MW-75	730.05	06/21/2021	ND	37.94	0.00	692.11

Table 3
Summary of Monitoring Well Gauging Data

Colonial Pipeline Company
2020-L1-SR2448
Huntersville, North Carolina

Well ID	Top Of Casing Elevation[1]	Date	Depth to Free Product (ft btoc)	Depth to Groundwater (ft btoc)	Free Product Thickness (ft)	Groundwater Elevation[2] (ft btoc)
MW-75	730.05	07/01/2021	ND	38.09	0.00	691.96
MW-75	730.05	07/06/2021	ND	38.20	0.00	691.85
MW-75	730.05	07/14/2021	ND	38.30	0.00	691.75
MW-75	730.05	07/28/2021	ND	38.52	0.00	691.53
MW-75	730.05	08/02/2021	ND	38.69	0.00	691.36
MW-75	730.05	08/16/2021	ND	38.87	0.00	691.18
MW-75	730.05	08/26/2021	ND	39.11	0.00	690.94
MW-75	730.05	08/30/2021	ND	39.25	0.00	690.80
MW-75	730.05	09/14/2021	ND	39.54	0.00	690.51
MW-75	730.05	09/23/2021	ND	39.70	0.00	690.35
MW-75	730.05	10/06/2021	ND	40.00	0.00	690.05
MW-75	730.05	10/12/2021	ND	40.13	0.00	689.92
MW-75	730.05	10/18/2021	ND	40.28	0.00	689.77
MW-75	730.05	10/27/2021	ND	40.41	0.00	689.64
MW-75	730.05	11/01/2021	ND	40.55	0.00	689.50
MW-75	730.05	11/15/2021	ND	40.90	0.00	689.15
MW-75	730.05	11/22/2021	ND	41.01	0.00	689.04
MW-75	730.05	11/30/2021	ND	41.26	0.00	688.79
MW-75	730.05	12/06/2021	ND	41.31	0.00	688.74
MW-75	730.05	12/13/2021	ND	41.54	0.00	688.51
MW-75	730.05	12/20/2021	ND	41.67	0.00	688.38
MW-75	730.05	12/28/2021	ND	41.80	0.00	688.25
MW-75	730.05	01/04/2022	ND	42.06	0.00	687.99
MW-75	730.05	01/10/2022	ND	42.18	0.00	687.87
MW-75	730.05	01/27/2022	ND	42.36	0.00	687.69
MW-75	730.05	01/31/2022	ND	42.44	0.00	687.61
MW-75	730.05	02/09/2022	ND	42.70	0.00	687.35
MW-75	730.05	02/14/2022	ND	42.87	0.00	687.18
MW-75	730.05	02/24/2022	ND	43.00	0.00	687.05
MW-75	730.05	02/28/2022	ND	43.07	0.00	686.98
MW-75	730.05	03/07/2022	ND	43.21	0.00	686.84
MW-75	730.05	03/14/2022	ND	43.28	0.00	686.77
MW-75	730.05	03/22/2022	ND	43.49	0.00	686.56
MW-75	730.05	04/02/2022	ND	43.50	0.00	686.55
MW-75	730.05	04/11/2022	ND	43.60	0.00	686.45
MW-75	730.05	04/19/2022	ND	43.51	0.00	686.54
MW-75	730.05	04/28/2022	ND	43.78	0.00	686.27
MW-75	730.05	05/04/2022	ND	44.08	0.00	685.97
MW-75	730.05	05/11/2022	ND	43.97	0.00	686.08
MW-75	730.05	05/18/2022	ND	44.01	0.00	686.04
MW-75	730.05	05/25/2022	ND	44.04	0.00	686.01
MW-75	730.05	06/01/2022	ND	44.13	0.00	685.92
MW-75	730.05	06/08/2022	ND	44.24	0.00	685.81
MW-75	730.05	06/13/2022	ND	44.29	0.00	685.76

Table 3
Summary of Monitoring Well Gauging Data

Colonial Pipeline Company
2020-L1-SR2448
Huntersville, North Carolina

Well ID	Top Of Casing Elevation[1]	Date	Depth to Free Product (ft btoc)	Depth to Groundwater (ft btoc)	Free Product Thickness (ft)	Groundwater Elevation[2] (ft btoc)
MW-76						
MW-76	723.94	02/16/2021	ND	29.60	0.00	694.34
MW-76	723.94	02/22/2021	ND	29.21	0.00	694.73
MW-76	723.94	03/04/2021	ND	28.94	0.00	695.00
MW-76	723.94	03/08/2021	ND	28.98	0.00	694.96
MW-76	723.94	03/15/2021	ND	28.93	0.00	695.01
MW-76	723.94	03/22/2021	ND	28.83	0.00	695.11
MW-76	723.94	04/01/2021	ND	28.46	0.00	695.48
MW-76	723.94	04/12/2021	ND	28.19	0.00	695.75
MW-76	723.94	04/19/2021	ND	28.17	0.00	695.77
MW-76	723.94	04/29/2021	ND	28.27	0.00	695.67
MW-76	723.94	05/03/2021	ND	28.31	0.00	695.63
MW-76	723.94	05/10/2021	ND	28.45	0.00	695.49
MW-76	723.94	05/18/2021	ND	28.75	0.00	695.19
MW-76	723.94	05/26/2021	ND	28.92	0.00	695.02
MW-76	723.94	05/31/2021	ND	29.14	0.00	694.80
MW-76	723.94	06/07/2021	ND	29.24	0.00	694.70
MW-76	723.94	06/14/2021	ND	29.48	0.00	694.46
MW-76	723.94	06/21/2021	ND	29.66	0.00	694.28
MW-76	723.94	07/01/2021	ND	29.90	0.00	694.04
MW-76	723.94	07/06/2021	ND	30.08	0.00	693.86
MW-76	723.94	07/14/2021	ND	30.30	0.00	693.64
MW-76	723.94	07/28/2021	ND	30.49	0.00	693.45
MW-76	723.94	08/02/2021	ND	30.70	0.00	693.24
MW-76	723.94	08/16/2021	ND	30.98	0.00	692.96
MW-76	723.94	08/26/2021	ND	31.13	0.00	692.81
MW-76	723.94	08/30/2021	ND	31.25	0.00	692.69
MW-76	723.94	09/14/2021	ND	31.59	0.00	692.35
MW-76	723.94	09/23/2021	ND	31.90	0.00	692.04
MW-76	723.94	10/06/2021	ND	32.11	0.00	691.83
MW-76	723.94	10/12/2021	ND	32.30	0.00	691.64
MW-76	723.94	10/18/2021	ND	32.51	0.00	691.43
MW-76	723.94	10/27/2021	ND	32.70	0.00	691.24
MW-76	723.94	11/01/2021	ND	32.87	0.00	691.07
MW-76	723.94	11/15/2021	ND	33.18	0.00	690.76
MW-76	723.94	11/22/2021	ND	33.26	0.00	690.68
MW-76	723.94	11/30/2021	ND	33.48	0.00	690.46
MW-76	723.94	12/06/2021	ND	33.54	0.00	690.40
MW-76	723.94	12/13/2021	ND	33.73	0.00	690.21
MW-76	723.94	12/20/2021	ND	33.85	0.00	690.09
MW-76	723.94	12/28/2021	ND	34.00	0.00	689.94
MW-76	723.94	01/04/2022	ND	34.18	0.00	689.76
MW-76	723.94	01/10/2022	ND	34.30	0.00	689.64
MW-76	723.94	01/27/2022	ND	31.44	0.00	692.50
MW-76	723.94	01/31/2022	ND	34.50	0.00	689.44

Table 3
Summary of Monitoring Well Gauging Data

Colonial Pipeline Company
2020-L1-SR2448
Huntersville, North Carolina

Well ID	Top Of Casing Elevation[1]	Date	Depth to Free Product (ft btoc)	Depth to Groundwater (ft btoc)	Free Product Thickness (ft)	Groundwater Elevation[2] (ft btoc)
MW-76	723.94	02/09/2022	ND	34.52	0.00	689.42
MW-76	723.94	02/14/2022	ND	34.61	0.00	689.33
MW-76	723.94	02/24/2022	ND	34.71	0.00	689.23
MW-76	723.94	02/28/2022	ND	34.78	0.00	689.16
MW-76	723.94	03/07/2022	ND	34.76	0.00	689.18
MW-76	723.94	03/14/2022	ND	34.81	0.00	689.13
MW-76	723.94	03/22/2022	ND	34.62	0.00	689.32
MW-76	723.94	04/01/2022	ND	34.47	0.00	689.47
MW-76	723.94	04/11/2022	ND	34.45	0.00	689.49
MW-76	723.94	04/19/2022	ND	34.42	0.00	689.52
MW-76	723.94	04/28/2022	ND	34.39	0.00	689.55
MW-76	723.94	05/04/2022	ND	34.32	0.00	689.62
MW-76	723.94	05/11/2022	ND	34.41	0.00	689.53
MW-76	723.94	05/18/2022	ND	34.72	0.00	689.22
MW-76	723.94	05/25/2022	ND	34.42	0.00	689.52
MW-76	723.94	06/01/2022	ND	34.75	0.00	689.19
MW-76	723.94	06/08/2022	ND	34.83	0.00	689.11
MW-76	723.94	06/13/2022	ND	34.91	0.00	689.03
MW-77						
MW-77	722.70	03/04/2021	ND	28.78	0.00	693.92
MW-77	722.70	03/08/2021	ND	28.85	0.00	693.85
MW-77	722.70	03/15/2021	ND	28.78	0.00	693.92
MW-77	722.70	03/22/2021	ND	28.74	0.00	693.96
MW-77	722.70	04/01/2021	ND	28.66	0.00	694.04
MW-77	722.70	04/12/2021	ND	28.52	0.00	694.18
MW-77	722.70	04/19/2021	ND	28.46	0.00	694.24
MW-77	722.70	04/29/2021	ND	28.39	0.00	694.31
MW-77	722.70	05/03/2021	ND	28.36	0.00	694.34
MW-77	722.70	05/10/2021	ND	28.36	0.00	694.34
MW-77	722.70	05/18/2021	ND	28.42	0.00	694.28
MW-77	722.70	05/26/2021	ND	28.38	0.00	694.32
MW-77	722.70	05/31/2021	ND	28.49	0.00	694.21
MW-77	722.70	06/07/2021	ND	28.42	0.00	694.28
MW-77	722.70	06/14/2021	ND	28.46	0.00	694.24
MW-77	722.70	06/21/2021	ND	28.49	0.00	694.21
MW-77	722.70	07/01/2021	ND	28.54	0.00	694.16
MW-77	722.70	07/06/2021	ND	28.61	0.00	694.09
MW-77	722.70	07/14/2021	ND	28.69	0.00	694.01
MW-77	722.70	07/28/2021	ND	28.66	0.00	694.04
MW-77	722.70	08/02/2021	ND	28.73	0.00	693.97
MW-77	722.70	08/16/2021	ND	28.80	0.00	693.90
MW-77	722.70	08/26/2021	ND	28.48	0.00	694.22
MW-77	722.70	08/30/2021	ND	28.62	0.00	694.08
MW-77	722.70	09/14/2021	ND	28.90	0.00	693.80
MW-77	722.70	09/23/2021	ND	29.12	0.00	693.58

Table 3
Summary of Monitoring Well Gauging Data

Colonial Pipeline Company
2020-L1-SR2448
Huntersville, North Carolina

Well ID	Top Of Casing Elevation[1]	Date	Depth to Free Product (ft btoc)	Depth to Groundwater (ft btoc)	Free Product Thickness (ft)	Groundwater Elevation[2] (ft btoc)
MW-77	722.70	10/06/2021	ND	29.26	0.00	693.44
MW-77	722.70	10/12/2021	ND	29.38	0.00	693.32
MW-77	722.70	10/18/2021	ND	29.52	0.00	693.18
MW-77	722.70	10/27/2021	ND	29.64	0.00	693.06
MW-77	722.70	11/01/2021	ND	29.77	0.00	692.93
MW-77	722.70	11/15/2021	ND	30.01	0.00	692.69
MW-77	722.70	11/22/2021	ND	30.20	0.00	692.50
MW-77	722.70	11/30/2021	ND	30.20	0.00	692.50
MW-77	722.70	12/06/2021	ND	30.23	0.00	692.47
MW-77	722.70	12/13/2021	ND	30.45	0.00	692.25
MW-77	722.70	12/20/2021	ND	30.57	0.00	692.13
MW-77	722.70	12/28/2021	ND	30.64	0.00	692.06
MW-77	722.70	01/04/2022	ND	30.81	0.00	691.89
MW-77	722.70	01/10/2022	ND	30.89	0.00	691.81
MW-77	722.70	01/27/2022	ND	30.98	0.00	691.72
MW-77	722.70	01/31/2022	ND	31.02	0.00	691.68
MW-77	722.70	02/09/2022	ND	31.00	0.00	691.70
MW-77	722.70	02/14/2022	ND	31.12	0.00	691.58
MW-77	722.70	02/24/2022	ND	31.14	0.00	691.56
MW-77	722.70	02/28/2022	ND	31.22	0.00	691.48
MW-77	722.70	03/07/2022	ND	31.15	0.00	691.55
MW-77	722.70	03/14/2022	ND	31.28	0.00	691.42
MW-77	722.70	03/22/2022	ND	31.22	0.00	691.48
MW-77	722.70	04/01/2022	ND	31.17	0.00	691.53
MW-77	722.70	04/11/2022	ND	31.23	0.00	691.47
MW-77	722.70	04/19/2022	ND	31.29	0.00	691.41
MW-77	722.70	04/28/2022	ND	31.31	0.00	691.39
MW-77	722.70	05/04/2022	ND	31.30	0.00	691.40
MW-77	722.70	05/11/2022	ND	31.36	0.00	691.34
MW-77	722.70	05/18/2022	ND	31.46	0.00	691.24
MW-77	722.70	05/25/2022	ND	31.44	0.00	691.26
MW-77	722.70	06/01/2022	ND	31.50	0.00	691.20
MW-77	722.70	06/08/2022	ND	31.55	0.00	691.15
MW-77	722.70	06/13/2022	ND	31.64	0.00	691.06
MW-78						
MW-78	725.08	03/04/2021	ND	33.02	0.00	692.06
MW-78	725.08	03/08/2021	ND	33.07	0.00	692.01
MW-78	725.08	03/15/2021	ND	33.00	0.00	692.08
MW-78	725.08	03/22/2021	ND	32.92	0.00	692.16
MW-78	725.08	04/01/2021	ND	32.83	0.00	692.25
MW-78	725.08	04/12/2021	ND	32.69	0.00	692.39
MW-78	725.08	04/19/2021	ND	32.60	0.00	692.48
MW-78	725.08	04/29/2021	ND	32.46	0.00	692.62
MW-78	725.08	05/03/2021	ND	32.42	0.00	692.66
MW-78	725.08	05/10/2021	ND	32.42	0.00	692.66

Table 3
Summary of Monitoring Well Gauging Data

Colonial Pipeline Company
2020-L1-SR2448
Huntersville, North Carolina

Well ID	Top Of Casing Elevation[1]	Date	Depth to Free Product (ft btoc)	Depth to Groundwater (ft btoc)	Free Product Thickness (ft)	Groundwater Elevation[2] (ft btoc)
MW-78	725.08	05/18/2021	ND	32.45	0.00	692.63
MW-78	725.08	05/26/2021	ND	32.40	0.00	692.68
MW-78	725.08	05/31/2021	ND	32.50	0.00	692.58
MW-78	725.08	06/07/2021	ND	32.50	0.00	692.58
MW-78	725.08	06/14/2021	ND	32.49	0.00	692.59
MW-78	725.08	06/21/2021	ND	32.55	0.00	692.53
MW-78	725.08	07/01/2021	ND	32.64	0.00	692.44
MW-78	725.08	07/06/2021	ND	32.75	0.00	692.33
MW-78	725.08	07/14/2021	ND	32.87	0.00	692.21
MW-78	725.08	07/28/2021	ND	32.93	0.00	692.15
MW-78	725.08	08/02/2021	ND	33.04	0.00	692.04
MW-78	725.08	08/16/2021	ND	33.19	0.00	691.89
MW-78	725.08	08/26/2021	ND	33.02	0.00	692.06
MW-78	725.08	08/30/2021	ND	33.18	0.00	691.90
MW-78	725.08	09/14/2021	ND	33.57	0.00	691.51
MW-78	725.08	09/23/2021	ND	33.81	0.00	691.27
MW-78	725.08	10/06/2021	ND	33.99	0.00	691.09
MW-78	725.08	10/12/2021	ND	34.12	0.00	690.96
MW-78	725.08	10/18/2021	ND	34.28	0.00	690.80
MW-78	725.08	10/27/2021	ND	34.46	0.00	690.62
MW-78	725.08	11/01/2021	ND	34.58	0.00	690.50
MW-78	725.08	11/15/2021	ND	34.84	0.00	690.24
MW-78	725.08	11/22/2021	ND	34.83	0.00	690.25
MW-78	725.08	11/30/2021	ND	35.00	0.00	690.08
MW-78	725.08	12/06/2021	ND	35.02	0.00	690.06
MW-78	725.08	12/13/2021	ND	35.22	0.00	689.86
MW-78	725.08	12/20/2021	ND	35.32	0.00	689.76
MW-78	725.08	12/28/2021	ND	35.39	0.00	689.69
MW-78	725.08	01/04/2022	ND	35.51	0.00	689.57
MW-78	725.08	01/10/2022	ND	35.60	0.00	689.48
MW-78	725.08	01/27/2022	ND	35.73	0.00	689.35
MW-78	725.08	01/31/2022	ND	35.74	0.00	689.34
MW-78	725.08	02/09/2022	ND	35.73	0.00	689.35
MW-78	725.08	02/14/2022	ND	35.83	0.00	689.25
MW-78	725.08	02/24/2022	ND	35.85	0.00	689.23
MW-78	725.08	02/28/2022	ND	35.89	0.00	689.19
MW-78	725.08	03/07/2022	ND	35.85	0.00	689.23
MW-78	725.08	03/14/2022	ND	35.95	0.00	689.13
MW-78	725.08	03/22/2022	ND	35.88	0.00	689.20
MW-78	725.08	04/01/2022	ND	35.78	0.00	689.30
MW-78	725.08	04/11/2022	ND	35.80	0.00	689.28
MW-78	725.08	04/19/2022	ND	35.80	0.00	689.28
MW-78	725.08	04/28/2022	ND	35.81	0.00	689.27
MW-78	725.08	05/04/2022	ND	35.78	0.00	689.30
MW-78	725.08	05/11/2022	ND	35.85	0.00	689.23

Table 3
Summary of Monitoring Well Gauging Data

Colonial Pipeline Company
2020-L1-SR2448
Huntersville, North Carolina

Well ID	Top Of Casing Elevation[1]	Date	Depth to Free Product (ft btoc)	Depth to Groundwater (ft btoc)	Free Product Thickness (ft)	Groundwater Elevation[2] (ft btoc)
MW-78	725.08	05/18/2022	ND	35.91	0.00	689.17
MW-78	725.08	05/25/2022	ND	35.91	0.00	689.17
MW-78	725.08	06/01/2022	ND	36.07	0.00	689.01
MW-78	725.08	06/08/2022	ND	36.12	0.00	688.96
MW-78	725.08	06/13/2022	ND	36.21	0.00	688.87
MW-79						
MW-79	721.56	03/04/2021	ND	27.60	0.00	693.96
MW-79	721.56	03/08/2021	ND	27.66	0.00	693.90
MW-79	721.56	03/15/2021	ND	27.60	0.00	693.96
MW-79	721.56	03/22/2021	ND	27.50	0.00	694.06
MW-79	721.56	04/01/2021	ND	27.45	0.00	694.11
MW-79	721.56	04/12/2021	ND	27.31	0.00	694.25
MW-79	721.56	04/19/2021	ND	27.27	0.00	694.29
MW-79	721.56	04/29/2021	ND	27.22	0.00	694.34
MW-79	721.56	05/03/2021	ND	27.19	0.00	694.37
MW-79	721.56	05/10/2021	ND	27.20	0.00	694.36
MW-79	721.56	05/18/2021	ND	27.24	0.00	694.32
MW-79	721.56	05/26/2021	ND	27.21	0.00	694.35
MW-79	721.56	05/31/2021	ND	27.34	0.00	694.22
MW-79	721.56	06/07/2021	ND	27.25	0.00	694.31
MW-79	721.56	06/14/2021	ND	27.28	0.00	694.28
MW-79	721.56	06/21/2021	ND	27.30	0.00	694.26
MW-79	721.56	07/01/2021	ND	27.35	0.00	694.21
MW-79	721.56	07/06/2021	ND	27.42	0.00	694.14
MW-79	721.56	07/14/2021	ND	27.49	0.00	694.07
MW-79	721.56	07/28/2021	ND	27.44	0.00	694.12
MW-79	721.56	08/02/2021	ND	27.52	0.00	694.04
MW-79	721.56	08/16/2021	ND	27.59	0.00	693.97
MW-79	721.56	08/26/2021	ND	27.49	0.00	694.07
MW-79	721.56	08/30/2021	ND	27.49	0.00	694.07
MW-79	721.56	09/14/2021	ND	27.65	0.00	693.91
MW-79	721.56	09/23/2021	ND	27.92	0.00	693.64
MW-79	721.56	10/06/2021	ND	28.06	0.00	693.50
MW-79	721.56	10/12/2021	ND	28.17	0.00	693.39
MW-79	721.56	10/18/2021	ND	28.32	0.00	693.24
MW-79	721.56	10/27/2021	ND	28.47	0.00	693.09
MW-79	721.56	11/01/2021	ND	28.56	0.00	693.00
MW-79	721.56	11/15/2021	ND	28.81	0.00	692.75
MW-79	721.56	11/22/2021	ND	28.84	0.00	692.72
MW-79	721.56	11/30/2021	ND	29.02	0.00	692.54
MW-79	721.67	12/06/2021	ND	28.98	0.00	692.69
MW-79	721.67	12/13/2021	ND	29.21	0.00	692.46
MW-79	721.67	12/20/2021	ND	29.31	0.00	692.36
MW-79	721.67	12/28/2021	ND	29.34	0.00	692.33
MW-79	721.67	01/04/2022	ND	29.54	0.00	692.13

Table 3
Summary of Monitoring Well Gauging Data

Colonial Pipeline Company
2020-L1-SR2448
Huntersville, North Carolina

Well ID	Top Of Casing Elevation[1]	Date	Depth to Free Product (ft btoc)	Depth to Groundwater (ft btoc)	Free Product Thickness (ft)	Groundwater Elevation[2] (ft btoc)
MW-79	721.67	01/10/2022	ND	29.68	0.00	691.99
MW-79	721.67	01/27/2022	ND	29.70	0.00	691.97
MW-79	721.67	01/31/2022	ND	29.76	0.00	691.91
MW-79	721.67	02/09/2022	ND	29.71	0.00	691.96
MW-79	721.67	02/14/2022	ND	29.80	0.00	691.87
MW-79	721.67	02/24/2022	ND	29.85	0.00	691.82
MW-79	721.67	02/28/2022	ND	29.94	0.00	691.73
MW-79	721.67	03/07/2022	ND	29.84	0.00	691.83
MW-79	721.67	03/14/2022	ND	29.97	0.00	691.70
MW-79	721.67	03/22/2022	ND	29.94	0.00	691.73
MW-79	721.67	04/01/2022	ND	29.87	0.00	691.80
MW-79	721.67	04/11/2022	ND	29.99	0.00	691.68
MW-79	721.67	04/19/2022	ND	30.00	0.00	691.67
MW-79	721.67	04/28/2022	ND	30.01	0.00	691.66
MW-79	721.67	05/04/2022	ND	30.02	0.00	691.65
MW-79	721.67	05/11/2022	ND	30.04	0.00	691.63
MW-79	721.67	05/18/2022	ND	30.68	0.00	690.99
MW-79	721.67	05/25/2022	ND	30.14	0.00	691.53
MW-79	721.67	06/01/2022	ND	30.19	0.00	691.48
MW-79	721.67	06/08/2022	ND	30.26	0.00	691.41
MW-79	721.67	06/13/2022	ND	30.33	0.00	691.34
MW-80						
MW-80	722.65	03/04/2021	ND	28.76	0.00	693.89
MW-80	722.65	03/08/2021	ND	28.81	0.00	693.84
MW-80	722.65	03/15/2021	ND	28.72	0.00	693.93
MW-80	722.65	03/22/2021	ND	28.65	0.00	694.00
MW-80	722.65	04/01/2021	ND	28.57	0.00	694.08
MW-80	722.65	04/12/2021	ND	28.41	0.00	694.24
MW-80	722.65	04/19/2021	ND	28.31	0.00	694.34
MW-80	722.65	04/29/2021	ND	28.22	0.00	694.43
MW-80	722.65	05/03/2021	ND	NM	NM	NM
MW-80	722.65	05/10/2021	ND	28.20	0.00	694.45
MW-80	722.65	05/18/2021	ND	28.24	0.00	694.41
MW-80	722.65	05/26/2021	ND	28.19	0.00	694.46
MW-80	722.65	05/31/2021	ND	28.31	0.00	694.34
MW-80	722.65	06/07/2021	ND	28.20	0.00	694.45
MW-80	722.65	06/14/2021	ND	28.25	0.00	694.40
MW-80	722.65	06/21/2021	ND	28.29	0.00	694.36
MW-80	722.65	07/01/2021	ND	28.34	0.00	694.31
MW-80	722.65	07/06/2021	ND	28.42	0.00	694.23
MW-80	722.65	07/14/2021	ND	28.52	0.00	694.13
MW-80	722.65	07/28/2021	ND	28.48	0.00	694.17
MW-80	722.65	08/02/2021	ND	28.60	0.00	694.05
MW-80	722.65	08/16/2021	ND	28.68	0.00	693.97
MW-80	722.65	08/26/2021	ND	28.55	0.00	694.10

Table 3
Summary of Monitoring Well Gauging Data

Colonial Pipeline Company
2020-L1-SR2448
Huntersville, North Carolina

Well ID	Top Of Casing Elevation[1]	Date	Depth to Free Product (ft btoc)	Depth to Groundwater (ft btoc)	Free Product Thickness (ft)	Groundwater Elevation[2] (ft btoc)
MW-80	722.65	08/30/2021	ND	28.62	0.00	694.03
MW-80	722.65	09/14/2021	ND	28.61	0.00	694.04
MW-80	722.65	09/23/2021	ND	29.05	0.00	693.60
MW-80	722.65	10/06/2021	ND	29.16	0.00	693.49
MW-80	722.65	10/12/2021	ND	29.28	0.00	693.37
MW-80	722.65	10/18/2021	ND	29.41	0.00	693.24
MW-80	722.65	10/27/2021	ND	29.51	0.00	693.14
MW-80	722.65	11/01/2021	ND	29.65	0.00	693.00
MW-80	722.65	11/15/2021	ND	29.89	0.00	692.76
MW-80	722.65	11/22/2021	ND	29.89	0.00	692.76
MW-80	722.65	11/30/2021	ND	30.02	0.00	692.63
MW-80	722.65	12/06/2021	ND	30.08	0.00	692.57
MW-80	722.65	12/13/2021	ND	30.34	0.00	692.31
MW-80	722.65	12/20/2021	ND	30.45	0.00	692.20
MW-80	722.65	12/28/2021	ND	30.49	0.00	692.16
MW-80	722.65	01/04/2022	ND	30.70	0.00	691.95
MW-80	722.65	01/10/2022	ND	30.80	0.00	691.85
MW-80	722.65	01/27/2022	ND	30.87	0.00	691.78
MW-80	722.65	01/31/2022	ND	30.95	0.00	691.70
MW-80	722.65	02/09/2022	ND	30.90	0.00	691.75
MW-80	722.65	02/14/2022	ND	31.05	0.00	691.60
MW-80	722.65	02/24/2022	ND	31.00	0.00	691.65
MW-80	722.65	02/28/2022	ND	31.19	0.00	691.46
MW-80	722.65	03/07/2022	ND	31.14	0.00	691.51
MW-80	722.65	03/14/2022	ND	31.29	0.00	691.36
MW-80	722.65	03/22/2022	ND	31.22	0.00	691.43
MW-80	722.65	04/01/2022	ND	31.19	0.00	691.46
MW-80	722.65	04/11/2022	ND	31.23	0.00	691.42
MW-80	722.65	04/19/2022	ND	31.37	0.00	691.28
MW-80	722.65	04/28/2022	ND	31.30	0.00	691.35
MW-80	722.65	05/04/2022	ND	31.23	0.00	691.42
MW-80	722.65	05/11/2022	ND	31.32	0.00	691.33
MW-80	722.65	05/18/2022	ND	31.35	0.00	691.30
MW-80	722.65	05/25/2022	ND	31.36	0.00	691.29
MW-80	722.65	06/01/2022	ND	31.43	0.00	691.22
MW-80	722.65	06/08/2022	ND	31.46	0.00	691.19
MW-80	722.65	06/13/2022	ND	31.51	0.00	691.14
MW-81						
MW-81	723.10	03/04/2021	ND	30.33	0.00	692.77
MW-81	723.10	03/08/2021	ND	30.34	0.00	692.76
MW-81	723.10	03/15/2021	ND	30.19	0.00	692.91
MW-81	723.10	03/22/2021	ND	30.09	0.00	693.01
MW-81	723.10	04/01/2021	ND	29.99	0.00	693.11
MW-81	723.10	04/12/2021	ND	29.79	0.00	693.31
MW-81	723.10	04/19/2021	ND	29.66	0.00	693.44

Table 3
Summary of Monitoring Well Gauging Data

Colonial Pipeline Company
2020-L1-SR2448
Huntersville, North Carolina

Well ID	Top Of Casing Elevation[1]	Date	Depth to Free Product (ft btoc)	Depth to Groundwater (ft btoc)	Free Product Thickness (ft)	Groundwater Elevation[2] (ft btoc)
MW-81	723.10	04/29/2021	ND	29.50	0.00	693.60
MW-81	723.10	05/03/2021	ND	29.43	0.00	693.67
MW-81	722.83	05/10/2021	ND	29.38	0.00	693.45
MW-81	722.83	05/18/2021	ND	29.11	0.00	693.72
MW-81	722.83	05/26/2021	ND	29.04	0.00	693.79
MW-81	722.83	05/31/2021	ND	29.13	0.00	693.70
MW-81	722.83	06/07/2021	ND	29.04	0.00	693.79
MW-81	722.83	06/14/2021	ND	29.11	0.00	693.72
MW-81	722.83	06/21/2021	ND	29.16	0.00	693.67
MW-81	722.83	07/01/2021	ND	28.27	0.00	694.56
MW-81	722.83	07/06/2021	ND	29.37	0.00	693.46
MW-81	722.83	07/14/2021	ND	29.51	0.00	693.32
MW-81	722.83	07/28/2021	ND	29.60	0.00	693.23
MW-81	722.83	08/02/2021	ND	29.76	0.00	693.07
MW-81	722.83	08/16/2021	ND	29.90	0.00	692.93
MW-81	722.83	08/26/2021	ND	30.05	0.00	692.78
MW-81	722.83	08/30/2021	ND	30.04	0.00	692.79
MW-81	722.83	09/14/2021	ND	30.21	0.00	692.62
MW-81	722.83	09/23/2021	ND	30.42	0.00	692.41
MW-81	722.83	10/06/2021	ND	30.60	0.00	692.23
MW-81	722.83	10/12/2021	ND	30.72	0.00	692.11
MW-81	722.83	10/18/2021	ND	30.87	0.00	691.96
MW-81	722.83	10/27/2021	ND	31.00	0.00	691.83
MW-81	722.83	11/01/2021	ND	31.13	0.00	691.70
MW-81	722.83	11/15/2021	ND	31.42	0.00	691.41
MW-81	722.83	11/22/2021	ND	31.47	0.00	691.36
MW-81	722.83	11/30/2021	ND	31.68	0.00	691.15
MW-81	722.83	12/06/2021	ND	31.70	0.00	691.13
MW-81	722.83	12/13/2021	ND	31.94	0.00	690.89
MW-81	722.83	12/20/2021	ND	32.05	0.00	690.78
MW-81	722.83	12/28/2021	ND	32.12	0.00	690.71
MW-81	722.83	01/04/2022	ND	32.31	0.00	690.52
MW-81	722.83	01/10/2022	ND	32.43	0.00	690.40
MW-81	722.83	01/27/2022	ND	32.62	0.00	690.21
MW-81	722.83	01/31/2022	ND	32.71	0.00	690.12
MW-81	722.83	02/09/2022	ND	32.73	0.00	690.10
MW-81	722.83	02/14/2022	ND	32.82	0.00	690.01
MW-81	722.83	02/24/2022	ND	32.91	0.00	689.92
MW-81	722.83	02/28/2022	ND	32.96	0.00	689.87
MW-81	722.83	03/07/2022	ND	33.00	0.00	689.83
MW-81	722.83	03/14/2022	ND	33.13	0.00	689.70
MW-81	722.83	03/22/2022	ND	33.10	0.00	689.73
MW-81	722.83	04/01/2022	ND	33.06	0.00	689.77
MW-81	722.83	04/11/2022	ND	33.06	0.00	689.77
MW-81	722.83	04/19/2022	ND	33.07	0.00	689.76

Table 3
Summary of Monitoring Well Gauging Data

Colonial Pipeline Company
2020-L1-SR2448
Huntersville, North Carolina

Well ID	Top Of Casing Elevation[1]	Date	Depth to Free Product (ft btoc)	Depth to Groundwater (ft btoc)	Free Product Thickness (ft)	Groundwater Elevation[2] (ft btoc)
MW-81	722.83	04/28/2022	ND	33.06	0.00	689.77
MW-81	722.83	05/04/2022	ND	33.88	0.00	688.95
MW-81	722.83	05/11/2022	ND	33.03	0.00	689.80
MW-81	722.83	05/18/2022	ND	33.01	0.00	689.82
MW-81	722.83	05/25/2022	ND	33.05	0.00	689.78
MW-81	722.83	06/01/2022	ND	33.08	0.00	689.75
MW-81	722.83	06/08/2022	ND	33.12	0.00	689.71
MW-81	722.83	06/13/2022	ND	33.16	0.00	689.67
MW-82						
MW-82	724.48	03/04/2021	ND	32.38	0.00	692.10
MW-82	724.48	03/08/2021	ND	32.39	0.00	692.09
MW-82	724.48	03/15/2021	ND	32.25	0.00	692.23
MW-82	724.48	03/22/2021	ND	32.04	0.00	692.44
MW-82	724.48	04/01/2021	ND	31.86	0.00	692.62
MW-82	724.48	04/12/2021	ND	32.54	0.00	691.94
MW-82	724.48	04/19/2021	ND	31.35	0.00	693.13
MW-82	724.48	04/29/2021	ND	31.24	0.00	693.24
MW-82	724.48	05/03/2021	ND	31.18	0.00	693.30
MW-82	724.27	05/10/2021	ND	31.17	0.00	693.10
MW-82	724.27	05/18/2021	ND	31.06	0.00	693.21
MW-82	724.27	05/26/2021	ND	31.09	0.00	693.18
MW-82	724.28	05/31/2021	ND	31.24	0.00	693.04
MW-82	724.28	06/07/2021	ND	31.25	0.00	693.03
MW-82	724.28	06/14/2021	ND	31.42	0.00	692.86
MW-82	724.28	06/21/2021	ND	31.55	0.00	692.73
MW-82	724.28	07/01/2021	ND	31.76	0.00	692.52
MW-82	724.28	07/06/2021	ND	31.92	0.00	692.36
MW-82	724.28	07/14/2021	ND	32.09	0.00	692.19
MW-82	724.28	07/28/2021	ND	32.31	0.00	691.97
MW-82	724.28	08/02/2021	ND	32.51	0.00	691.77
MW-82	724.28	08/16/2021	ND	32.73	0.00	691.55
MW-82	724.28	08/26/2021	ND	32.95	0.00	691.33
MW-82	724.28	08/30/2021	ND	32.99	0.00	691.29
MW-82	724.28	09/14/2021	ND	33.28	0.00	691.00
MW-82	724.28	09/23/2021	ND	33.56	0.00	690.72
MW-82	724.28	10/06/2021	ND	33.80	0.00	690.48
MW-82	724.28	10/12/2021	ND	33.96	0.00	690.32
MW-82	724.28	10/18/2021	ND	34.18	0.00	690.10
MW-82	724.28	10/27/2021	ND	34.35	0.00	689.93
MW-82	724.28	11/01/2021	ND	34.52	0.00	689.76
MW-82	724.28	11/15/2021	ND	35.85	0.00	688.43
MW-82	724.28	11/22/2021	ND	34.92	0.00	689.36
MW-82	724.27	11/30/2021	ND	35.15	0.00	689.12
MW-82	724.27	12/06/2021	ND	35.16	0.00	689.11
MW-82	724.27	12/13/2021	ND	35.40	0.00	688.87

Table 3
Summary of Monitoring Well Gauging Data

Colonial Pipeline Company
2020-L1-SR2448
Huntersville, North Carolina

Well ID	Top Of Casing Elevation[1]	Date	Depth to Free Product (ft btoc)	Depth to Groundwater (ft btoc)	Free Product Thickness (ft)	Groundwater Elevation[2] (ft btoc)
MW-82	724.27	12/20/2021	ND	35.50	0.00	688.77
MW-82	724.27	12/28/2021	ND	35.54	0.00	688.73
MW-82	724.27	01/04/2022	ND	35.73	0.00	688.54
MW-82	724.27	01/10/2022	ND	35.81	0.00	688.46
MW-82	724.27	01/27/2022	ND	35.97	0.00	688.30
MW-82	724.27	01/31/2022	ND	36.04	0.00	688.23
MW-82	724.27	02/09/2022	ND	36.05	0.00	688.22
MW-82	724.27	02/14/2022	ND	36.14	0.00	688.13
MW-82	724.27	02/24/2022	ND	36.20	0.00	688.07
MW-82	724.27	02/28/2022	ND	36.23	0.00	688.04
MW-82	724.27	03/07/2022	ND	36.22	0.00	688.05
MW-82	724.27	03/14/2022	ND	36.34	0.00	687.93
MW-82	724.27	03/22/2022	ND	36.21	0.00	688.06
MW-82	724.27	04/01/2022	ND	36.05	0.00	688.22
MW-82	724.27	04/11/2022	ND	35.97	0.00	688.30
MW-82	724.27	04/19/2022	ND	35.93	0.00	688.34
MW-82	724.27	04/28/2022	ND	35.88	0.00	688.39
MW-82	724.27	05/04/2022	ND	35.85	0.00	688.42
MW-82	724.27	05/11/2022	ND	35.82	0.00	688.45
MW-82	724.27	05/18/2022	ND	35.81	0.00	688.46
MW-82	724.27	05/25/2022	ND	35.90	0.00	688.37
MW-82	724.27	06/01/2022	ND	35.95	0.00	688.32
MW-82	724.27	06/08/2022	ND	36.05	0.00	688.22
MW-82	724.27	06/13/2022	ND	36.15	0.00	688.12
MW-83						
MW-83	724.91	03/08/2021	ND	32.77	0.00	692.14
MW-83	724.91	03/15/2021	ND	30.63	0.00	694.28
MW-83	724.91	03/22/2021	ND	31.63	0.00	693.28
MW-83	724.91	04/01/2021	ND	30.58	0.00	694.33
MW-83	724.91	04/12/2021	ND	30.32	0.00	694.59
MW-83	724.91	04/19/2021	ND	30.24	0.00	694.67
MW-83	724.91	04/29/2021	ND	30.22	0.00	694.69
MW-83	724.91	05/03/2021	ND	30.22	0.00	694.69
MW-83	724.91	05/10/2021	ND	30.33	0.00	694.58
MW-83	724.91	05/18/2021	ND	30.38	0.00	694.53
MW-83	724.91	05/26/2021	ND	30.36	0.00	694.55
MW-83	724.91	05/31/2021	ND	30.33	0.00	694.58
MW-83	724.91	06/07/2021	ND	30.45	0.00	694.46
MW-83	724.91	06/14/2021	ND	30.45	0.00	694.46
MW-83	724.91	06/21/2021	ND	30.40	0.00	694.51
MW-83	724.91	07/01/2021	ND	30.65	0.00	694.26
MW-83	724.91	07/06/2021	ND	30.79	0.00	694.12
MW-83	724.91	07/14/2021	ND	30.87	0.00	694.04
MW-83	724.91	07/28/2021	ND	31.08	0.00	693.83
MW-83	724.91	08/02/2021	ND	31.23	0.00	693.68

Table 3
Summary of Monitoring Well Gauging Data

Colonial Pipeline Company
2020-L1-SR2448
Huntersville, North Carolina

Well ID	Top Of Casing Elevation[1]	Date	Depth to Free Product (ft btoc)	Depth to Groundwater (ft btoc)	Free Product Thickness (ft)	Groundwater Elevation[2] (ft btoc)
MW-83	724.91	08/16/2021	ND	31.36	0.00	693.55
MW-83	724.91	08/26/2021	ND	31.44	0.00	693.47
MW-83	724.91	08/30/2021	ND	31.43	0.00	693.48
MW-83	724.91	09/14/2021	ND	31.63	0.00	693.28
MW-83	724.91	09/23/2021	ND	31.70	0.00	693.21
MW-83	724.91	10/06/2021	ND	31.93	0.00	692.98
MW-83	724.91	10/12/2021	ND	37.10	0.00	687.81
MW-83	724.91	10/18/2021	ND	32.22	0.00	692.69
MW-83	724.91	10/27/2021	ND	32.30	0.00	692.61
MW-83	724.91	11/01/2021	ND	32.43	0.00	692.48
MW-83	724.91	11/15/2021	ND	32.62	0.00	692.29
MW-83	724.91	11/22/2021	ND	32.63	0.00	692.28
MW-83	724.91	11/30/2021	ND	32.77	0.00	692.14
MW-83	724.91	12/06/2021	ND	37.82	0.00	687.09
MW-83	724.91	12/13/2021	ND	33.04	0.00	691.87
MW-83	724.91	12/20/2021	ND	33.13	0.00	691.78
MW-83	724.91	12/28/2021	ND	33.16	0.00	691.75
MW-83	724.91	01/04/2022	ND	33.39	0.00	691.52
MW-83	724.91	01/10/2022	ND	33.46	0.00	691.45
MW-83	724.91	01/27/2022	ND	33.56	0.00	691.35
MW-83	724.91	01/31/2022	ND	33.61	0.00	691.30
MW-83	724.91	02/09/2022	ND	33.62	0.00	691.29
MW-83	724.91	02/14/2022	ND	33.96	0.00	690.95
MW-83	724.91	02/24/2022	ND	33.79	0.00	691.12
MW-83	724.91	02/28/2022	ND	33.90	0.00	691.01
MW-83	724.91	03/07/2022	ND	33.95	0.00	690.96
MW-83	724.91	03/14/2022	ND	34.08	0.00	690.83
MW-83	724.91	03/22/2022	ND	34.15	0.00	690.76
MW-83	724.91	04/01/2022	ND	34.15	0.00	690.76
MW-83	724.91	04/11/2022	ND	34.27	0.00	690.64
MW-83	724.91	04/19/2022	ND	34.43	0.00	690.48
MW-83	724.91	04/28/2022	ND	34.51	0.00	690.40
MW-83	724.91	05/04/2022	ND	34.50	0.00	690.41
MW-83	724.91	05/11/2022	ND	34.62	0.00	690.29
MW-83	724.91	05/18/2022	ND	34.63	0.00	690.28
MW-83	724.91	05/25/2022	ND	34.63	0.00	690.28
MW-83	724.91	06/01/2022	ND	34.73	0.00	690.18
MW-83	724.91	06/08/2022	ND	34.83	0.00	690.08
MW-83	724.91	06/13/2022	ND	34.75	0.00	690.16
MW-84						
MW-84	723.99	03/08/2021	ND	31.37	0.00	692.62
MW-84	723.99	03/15/2021	ND	29.60	0.00	694.39
MW-84	723.99	03/22/2021	ND	29.60	0.00	694.39
MW-84	723.99	04/01/2021	ND	29.52	0.00	694.47
MW-84	723.99	04/12/2021	ND	29.33	0.00	694.66

Table 3
Summary of Monitoring Well Gauging Data

Colonial Pipeline Company
2020-L1-SR2448
Huntersville, North Carolina

Well ID	Top Of Casing Elevation[1]	Date	Depth to Free Product (ft btoc)	Depth to Groundwater (ft btoc)	Free Product Thickness (ft)	Groundwater Elevation[2] (ft btoc)
MW-84	723.99	04/19/2021	ND	29.25	0.00	694.74
MW-84	723.99	04/29/2021	ND	29.21	0.00	694.78
MW-84	723.99	05/03/2021	ND	29.18	0.00	694.81
MW-84	723.99	05/10/2021	ND	29.23	0.00	694.76
MW-84	723.99	05/18/2021	ND	29.38	0.00	694.61
MW-84	723.99	05/26/2021	ND	29.33	0.00	694.66
MW-84	723.99	05/31/2021	ND	29.42	0.00	694.57
MW-84	723.99	06/07/2021	ND	29.43	0.00	694.56
MW-84	723.99	06/14/2021	ND	29.44	0.00	694.55
MW-84	723.99	06/21/2021	ND	29.39	0.00	694.60
MW-84	723.99	07/01/2021	ND	29.51	0.00	694.48
MW-84	723.99	07/06/2021	ND	29.67	0.00	694.32
MW-84	723.99	07/14/2021	ND	29.75	0.00	694.24
MW-84	723.99	07/28/2021	ND	29.87	0.00	694.12
MW-84	723.99	08/02/2021	ND	29.98	0.00	694.01
MW-84	723.99	08/16/2021	ND	30.06	0.00	693.93
MW-84	723.99	08/26/2021	ND	31.40	0.00	692.59
MW-84	723.99	08/30/2021	ND	30.13	0.00	693.86
MW-84	723.99	09/14/2021	ND	33.10	0.00	690.89
MW-84	723.99	09/23/2021	ND	30.39	0.00	693.60
MW-84	723.99	10/06/2021	ND	30.56	0.00	693.43
MW-84	723.99	10/12/2021	ND	30.68	0.00	693.31
MW-84	723.99	10/18/2021	ND	30.79	0.00	693.20
MW-84	723.99	10/27/2021	ND	30.89	0.00	693.10
MW-84	723.99	11/01/2021	ND	31.00	0.00	692.99
MW-84	723.99	11/15/2021	ND	31.20	0.00	692.79
MW-84	723.99	11/22/2021	ND	31.17	0.00	692.82
MW-84	723.99	11/30/2021	ND	31.36	0.00	692.63
MW-84	723.99	12/06/2021	ND	31.40	0.00	692.59
MW-84	723.99	12/13/2021	ND	31.53	0.00	692.46
MW-84	723.99	12/20/2021	ND	31.68	0.00	692.31
MW-84	723.99	12/28/2021	ND	31.76	0.00	692.23
MW-84	723.99	01/04/2022	ND	31.94	0.00	692.05
MW-84	723.99	01/10/2022	ND	32.02	0.00	691.97
MW-84	723.99	01/27/2022	ND	32.17	0.00	691.82
MW-84	723.99	01/31/2022	ND	32.19	0.00	691.80
MW-84	723.99	02/09/2022	ND	32.23	0.00	691.76
MW-84	723.99	02/14/2022	ND	32.35	0.00	691.64
MW-84	723.99	02/24/2022	ND	32.39	0.00	691.60
MW-84	723.99	02/28/2022	ND	32.43	0.00	691.56
MW-84	723.99	03/07/2022	ND	32.48	0.00	691.51
MW-84	723.99	03/14/2022	ND	32.60	0.00	691.39
MW-84	723.99	03/22/2022	ND	32.63	0.00	691.36
MW-84	723.99	04/01/2022	ND	32.68	0.00	691.31
MW-84	723.99	04/11/2022	ND	32.75	0.00	691.24

Table 3
Summary of Monitoring Well Gauging Data

Colonial Pipeline Company
2020-L1-SR2448
Huntersville, North Carolina

Well ID	Top Of Casing Elevation[1]	Date	Depth to Free Product (ft btoc)	Depth to Groundwater (ft btoc)	Free Product Thickness (ft)	Groundwater Elevation[2] (ft btoc)
MW-84	723.99	04/19/2022	ND	33.01	0.00	690.98
MW-84	723.99	04/28/2022	ND	33.03	0.00	690.96
MW-84	723.99	05/04/2022	ND	32.97	0.00	691.02
MW-84	723.99	05/11/2022	ND	33.20	0.00	690.79
MW-84	723.99	05/18/2022	ND	33.08	0.00	690.91
MW-84	723.99	05/25/2022	ND	33.06	0.00	690.93
MW-84	723.99	06/01/2022	ND	33.32	0.00	690.67
MW-84	723.99	06/08/2022	ND	33.44	0.00	690.55
MW-84	723.99	06/13/2022	ND	33.20	0.00	690.79
MW-85						
MW-85	727.75	03/11/2021	31.56	37.17	5.61	694.69
MW-85	727.75	03/15/2021	31.38	37.60	6.22	694.70
MW-85	727.75	03/22/2021	32.39	37.59	5.20	693.97
MW-85	725.67	04/01/2021	25.09	35.52	10.43	697.79
MW-85	725.67	04/12/2021	28.85	34.99	6.14	695.18
MW-85	725.67	04/19/2021	28.75	34.99	6.24	695.25
MW-85	725.67	04/29/2021	28.91	33.22	4.31	695.61
MW-85	725.67	05/03/2021	ARP	ARP	ARP	ARP
MW-85	725.67	05/10/2021	ARP	ARP	ARP	ARP
MW-85	725.67	05/18/2021	ARP	ARP	ARP	ARP
MW-85	725.67	05/26/2021	29.54	32.92	3.38	695.23
MW-85	725.67	05/31/2021	ARP	ARP	ARP	ARP
MW-85	725.67	06/07/2021	ARP	ARP	ARP	ARP
MW-85	725.67	06/14/2021	ARP	ARP	ARP	ARP
MW-85	725.67	06/21/2021	ARP	ARP	ARP	ARP
MW-85	725.67	07/01/2021	29.99	32.97	2.98	694.88
MW-85	725.67	07/06/2021	ARP	ARP	ARP	ARP
MW-85	725.67	07/14/2021	30.27	33.03	2.76	694.66
MW-85	725.67	07/28/2021	30.90	31.45	0.55	694.62
MW-85	725.67	08/16/2021	ARP	ARP	ARP	ARP
MW-85	725.67	08/26/2021	31.60	32.73	1.13	693.77
MW-85	725.67	08/30/2021	ARP	ARP	ARP	ARP
MW-85	725.67	09/16/2021	31.51	32.84	1.33	693.80
MW-85	725.67	09/23/2021	31.72	32.48	0.76	693.75
MW-85	725.67	10/06/2021	ARP	ARP	ARP	ARP
MW-85	725.67	10/12/2021	ARP	ARP	ARP	ARP
MW-85	725.67	10/18/2021	ARP	ARP	ARP	ARP
MW-85	725.67	10/27/2021	32.41	32.68	0.27	693.19
MW-85	725.67	11/01/2021	ARP	ARP	ARP	ARP
MW-85	725.67	11/30/2021	32.85	33.01	0.16	692.78
MW-85	725.67	12/06/2021	ARP	ARP	ARP	ARP
MW-85	725.67	12/13/2021	ARP	ARP	ARP	ARP
MW-85	725.67	12/20/2021	ARP	ARP	ARP	ARP
MW-85	725.67	12/28/2021	33.19	34.78	1.59	692.05
MW-85	725.67	01/04/2022	ARP	ARP	ARP	ARP

Table 3
Summary of Monitoring Well Gauging Data

Colonial Pipeline Company
2020-L1-SR2448
Huntersville, North Carolina

Well ID	Top Of Casing Elevation[1]	Date	Depth to Free Product (ft btoc)	Depth to Groundwater (ft btoc)	Free Product Thickness (ft)	Groundwater Elevation[2] (ft btoc)
MW-85	725.67	01/10/2022	ARP	ARP	ARP	ARP
MW-85	725.67	01/27/2022	33.60	33.80	0.20	692.02
MW-85	725.67	01/31/2022	ARP	ARP	ARP	ARP
MW-85	725.67	02/09/2022	ARP	ARP	ARP	ARP
MW-85	725.67	02/14/2022	ARP	ARP	ARP	ARP
MW-85	725.67	02/24/2022	33.74	34.16	0.42	691.82
MW-85	725.67	02/28/2022	ARP	ARP	ARP	ARP
MW-85	725.67	03/07/2022	ARP	ARP	ARP	ARP
MW-85	725.67	03/14/2022	ARP	ARP	ARP	ARP
MW-85	725.67	03/22/2022	ARP	ARP	ARP	ARP
MW-85	725.67	04/01/2022	34.17	34.64	0.47	691.37
MW-85	725.67	04/11/2022	ARP	ARP	ARP	ARP
MW-85	725.67	04/19/2022	ARP	ARP	ARP	ARP
MW-85	725.67	04/28/2022	34.61	34.80	0.19	691.01
MW-85	725.67	05/04/2022	ARP	ARP	ARP	ARP
MW-85	725.67	05/11/2022	ARP	ARP	ARP	ARP
MW-85	725.67	05/18/2022	ARP	ARP	ARP	ARP
MW-85	725.67	05/25/2022	34.77	34.86	0.09	690.88
MW-85	725.67	06/01/2022	ARP	ARP	ARP	ARP
MW-85	725.67	06/08/2022	ARP	ARP	ARP	ARP
MW-85	725.67	06/13/2022	ARP	ARP	ARP	ARP
MW-86						
MW-86	724.28	03/22/2021	ND	29.58	0.00	694.70
MW-86	724.28	04/01/2021	ND	29.26	0.00	695.02
MW-86	724.28	04/12/2021	ND	28.93	0.00	695.35
MW-86	724.28	04/19/2021	ND	28.85	0.00	695.43
MW-86	724.28	04/29/2021	ND	28.86	0.00	695.42
MW-86	724.28	05/03/2021	ND	28.88	0.00	695.40
MW-86	724.28	05/10/2021	ND	29.00	0.00	695.28
MW-86	724.28	05/18/2021	ND	29.24	0.00	695.04
MW-86	724.28	05/26/2021	ND	29.36	0.00	694.92
MW-86	724.28	05/31/2021	ND	29.60	0.00	694.68
MW-86	724.28	06/07/2021	ND	29.63	0.00	694.65
MW-86	724.28	06/14/2021	ND	29.85	0.00	694.43
MW-86	724.28	06/21/2021	ND	30.02	0.00	694.26
MW-86	724.28	07/01/2021	ND	30.24	0.00	694.04
MW-86	724.28	07/06/2021	ND	30.43	0.00	693.85
MW-86	724.28	07/14/2021	ND	30.64	0.00	693.64
MW-86	724.28	07/28/2021	ND	30.82	0.00	693.46
MW-86	724.28	08/02/2021	ND	31.04	0.00	693.24
MW-86	724.28	08/16/2021	ND	31.31	0.00	692.97
MW-86	724.28	08/26/2021	ND	31.50	0.00	692.78
MW-86	724.28	08/30/2021	ND	31.58	0.00	692.70
MW-86	724.28	09/14/2021	ND	31.91	0.00	692.37
MW-86	724.28	09/23/2021	ND	32.15	0.00	692.13

Table 3
Summary of Monitoring Well Gauging Data

Colonial Pipeline Company
2020-L1-SR2448
Huntersville, North Carolina

Well ID	Top Of Casing Elevation[1]	Date	Depth to Free Product (ft btoc)	Depth to Groundwater (ft btoc)	Free Product Thickness (ft)	Groundwater Elevation[2] (ft btoc)
MW-86	724.28	10/06/2021	ND	32.41	0.00	691.87
MW-86	724.28	10/12/2021	ND	37.56	0.00	686.72
MW-86	724.28	10/18/2021	ND	32.77	0.00	691.51
MW-86	724.28	10/27/2021	ND	32.93	0.00	691.35
MW-86	724.28	11/01/2021	ND	33.12	0.00	691.16
MW-86	724.28	11/15/2021	ND	33.45	0.00	690.83
MW-86	724.28	11/22/2021	ND	33.46	0.00	690.82
MW-86	724.28	11/30/2021	ND	33.72	0.00	690.56
MW-86	724.28	12/06/2021	ND	33.72	0.00	690.56
MW-86	724.28	12/13/2021	ND	33.98	0.00	690.30
MW-86	724.28	12/20/2021	ND	35.09	0.00	689.19
MW-86	724.28	12/28/2021	ND	34.17	0.00	690.11
MW-86	724.28	01/04/2022	ND	34.38	0.00	689.90
MW-86	724.28	01/10/2022	ND	34.50	0.00	689.78
MW-86	724.28	01/27/2022	ND	34.62	0.00	689.66
MW-86	724.28	01/31/2022	ND	34.71	0.00	689.57
MW-86	724.28	02/09/2022	ND	34.72	0.00	689.56
MW-86	724.28	02/14/2022	ND	34.86	0.00	689.42
MW-86	724.28	02/24/2022	ND	34.93	0.00	689.35
MW-86	724.28	02/28/2022	ND	34.94	0.00	689.34
MW-86	724.28	03/07/2022	ND	34.98	0.00	689.30
MW-86	724.28	03/14/2022	ND	35.04	0.00	689.24
MW-86	724.28	03/22/2022	ND	34.89	0.00	689.39
MW-86	724.28	04/01/2022	ND	34.75	0.00	689.53
MW-86	724.28	04/11/2022	ND	34.74	0.00	689.54
MW-86	724.28	04/19/2022	ND	34.76	0.00	689.52
MW-86	724.28	04/28/2022	ND	34.70	0.00	689.58
MW-86	724.28	05/04/2022	ND	34.60	0.00	689.68
MW-86	724.28	05/11/2022	ND	34.71	0.00	689.57
MW-86	724.28	05/18/2022	ND	34.72	0.00	689.56
MW-86	724.28	05/25/2022	ND	34.87	0.00	689.41
MW-86	724.28	06/01/2022	ND	34.97	0.00	689.31
MW-86	724.28	06/08/2022	ND	35.06	0.00	689.22
MW-86	724.28	06/13/2022	ND	35.13	0.00	689.15
MW-87						
MW-87	734.39	04/29/2021	ND	45.13	0.00	689.26
MW-87	734.39	05/03/2021	ND	45.02	0.00	689.37
MW-87	734.39	05/10/2021	ND	45.01	0.00	689.38
MW-87	734.39	05/18/2021	ND	44.99	0.00	689.40
MW-87	734.39	05/26/2021	ND	45.00	0.00	689.39
MW-87	734.39	05/31/2021	ND	45.03	0.00	689.36
MW-87	734.39	06/07/2021	ND	45.09	0.00	689.30
MW-87	734.39	06/14/2021	ND	45.03	0.00	689.36
MW-87	734.39	06/21/2021	ND	45.08	0.00	689.31
MW-87	734.39	07/01/2021	ND	45.15	0.00	689.24

Table 3
Summary of Monitoring Well Gauging Data

Colonial Pipeline Company
2020-L1-SR2448
Huntersville, North Carolina

Well ID	Top Of Casing Elevation[1]	Date	Depth to Free Product (ft btoc)	Depth to Groundwater (ft btoc)	Free Product Thickness (ft)	Groundwater Elevation[2] (ft btoc)
MW-87	734.39	07/06/2021	ND	45.25	0.00	689.14
MW-87	734.39	07/14/2021	ND	45.32	0.00	689.07
MW-87	734.39	07/28/2021	ND	45.62	0.00	688.77
MW-87	734.39	08/02/2021	ND	45.81	0.00	688.58
MW-87	734.39	08/16/2021	ND	46.06	0.00	688.33
MW-87	734.39	08/26/2021	ND	46.27	0.00	688.12
MW-87	734.39	08/30/2021	ND	46.28	0.00	688.11
MW-87	734.39	09/14/2021	ND	46.72	0.00	687.67
MW-87	734.39	09/23/2021	ND	46.94	0.00	687.45
MW-87	734.39	10/06/2021	ND	47.14	0.00	687.25
MW-87	734.39	10/12/2021	ND	47.35	0.00	687.04
MW-87	734.39	10/18/2021	ND	47.52	0.00	686.87
MW-87	734.39	10/27/2021	ND	47.67	0.00	686.72
MW-87	734.39	11/01/2021	ND	47.82	0.00	686.57
MW-87	734.39	11/15/2021	ND	48.21	0.00	686.18
MW-87	734.39	11/22/2021	ND	48.41	0.00	685.98
MW-87	734.39	11/30/2021	ND	48.65	0.00	685.74
MW-87	734.39	12/06/2021	ND	48.83	0.00	685.56
MW-87	734.39	12/13/2021	ND	49.06	0.00	685.33
MW-87	734.39	12/20/2021	ND	49.30	0.00	685.09
MW-87	734.39	12/28/2021	ND	49.42	0.00	684.97
MW-87	734.39	01/04/2022	ND	49.70	0.00	684.69
MW-87	734.39	01/10/2022	ND	49.86	0.00	684.53
MW-87	734.39	01/27/2022	ND	50.18	0.00	684.21
MW-87	734.39	01/31/2022	ND	50.30	0.00	684.09
MW-87	734.39	02/09/2022	ND	50.45	0.00	683.94
MW-87	734.39	02/14/2022	ND	50.64	0.00	683.75
MW-87	734.39	02/24/2022	ND	50.85	0.00	683.54
MW-87	734.39	02/28/2022	ND	50.95	0.00	683.44
MW-87	734.39	03/07/2022	ND	51.11	0.00	683.28
MW-87	734.39	03/14/2022	ND	51.22	0.00	683.17
MW-87	734.39	03/22/2022	ND	51.41	0.00	682.98
MW-87	734.39	04/01/2022	ND	51.51	0.00	682.88
MW-87	734.39	04/11/2022	ND	51.59	0.00	682.80
MW-87	734.39	04/19/2022	ND	51.72	0.00	682.67
MW-87	734.39	04/28/2022	ND	51.86	0.00	682.53
MW-87	734.39	05/04/2022	ND	51.91	0.00	682.48
MW-87	734.39	05/11/2022	51.77	52.69	0.92	682.37
MW-87	734.39	05/18/2022	ARP	ARP	ARP	ARP
MW-87	734.39	05/25/2022	52.92	53.36	0.44	681.35
MW-87	734.39	06/01/2022	ARP	ARP	ARP	ARP
MW-87	734.39	06/08/2022	ARP	ARP	ARP	ARP
MW-87	734.39	06/13/2022	ARP	ARP	ARP	ARP

Table 3
Summary of Monitoring Well Gauging Data

Colonial Pipeline Company
2020-L1-SR2448
Huntersville, North Carolina

Well ID	Top Of Casing Elevation[1]	Date	Depth to Free Product (ft btoc)	Depth to Groundwater (ft btoc)	Free Product Thickness (ft)	Groundwater Elevation[2] (ft btoc)
MW-88						
MW-88	731.93	04/29/2021	ND	42.88	0.00	689.05
MW-88	731.93	05/03/2021	ND	42.85	0.00	689.08
MW-88	731.93	05/10/2021	ND	42.81	0.00	689.12
MW-88	731.93	05/18/2021	ND	42.78	0.00	689.15
MW-88	731.93	05/26/2021	ND	42.76	0.00	689.17
MW-88	731.93	05/31/2021	ND	42.80	0.00	689.13
MW-88	731.93	06/07/2021	ND	42.82	0.00	689.11
MW-88	731.93	06/14/2021	ND	42.81	0.00	689.12
MW-88	731.93	06/21/2021	ND	42.85	0.00	689.08
MW-88	731.93	07/01/2021	ND	42.96	0.00	688.97
MW-88	731.93	07/06/2021	ND	43.03	0.00	688.90
MW-88	731.93	07/14/2021	ND	43.11	0.00	688.82
MW-88	731.93	07/28/2021	ND	43.68	0.00	688.25
MW-88	731.93	08/02/2021	ND	43.57	0.00	688.36
MW-88	731.93	08/16/2021	ND	43.84	0.00	688.09
MW-88	731.93	08/26/2021	ND	44.05	0.00	687.88
MW-88	731.93	08/30/2021	ND	44.05	0.00	687.88
MW-88	731.93	09/14/2021	ND	44.49	0.00	687.44
MW-88	731.93	09/23/2021	ND	44.74	0.00	687.19
MW-88	731.93	10/06/2021	ND	44.93	0.00	687.00
MW-88	731.93	10/12/2021	ND	45.11	0.00	686.82
MW-88	731.93	10/18/2021	ND	45.30	0.00	686.63
MW-88	731.93	10/27/2021	ND	45.45	0.00	686.48
MW-88	731.93	11/01/2021	ND	45.62	0.00	686.31
MW-88	731.93	11/15/2021	ND	46.00	0.00	685.93
MW-88	731.93	11/22/2021	ND	46.18	0.00	685.75
MW-88	731.93	11/30/2021	ND	46.41	0.00	685.52
MW-88	731.93	12/06/2021	ND	46.59	0.00	685.34
MW-88	731.93	12/13/2021	ND	46.83	0.00	685.10
MW-88	731.93	12/20/2021	ND	47.06	0.00	684.87
MW-88	731.93	12/28/2021	ND	47.21	0.00	684.72
MW-88	731.93	01/04/2022	ND	47.46	0.00	684.47
MW-88	731.93	01/10/2022	ND	47.70	0.00	684.23
MW-88	731.93	01/27/2022	ND	48.01	0.00	683.92
MW-88	731.93	01/31/2022	ND	48.05	0.00	683.88
MW-88	731.93	02/09/2022	ND	48.28	0.00	683.65
MW-88	731.93	02/14/2022	ND	48.48	0.00	683.45
MW-88	731.93	02/24/2022	ND	48.67	0.00	683.26
MW-88	731.93	02/28/2022	ND	48.75	0.00	683.18
MW-88	731.93	03/07/2022	ND	48.90	0.00	683.03
MW-88	731.93	03/14/2022	ND	49.05	0.00	682.88
MW-88	731.93	03/22/2022	ND	49.22	0.00	682.71
MW-88	731.93	04/01/2022	ND	49.35	0.00	682.58
MW-88	731.93	04/11/2022	ND	49.42	0.00	682.51

Table 3
Summary of Monitoring Well Gauging Data

Colonial Pipeline Company
2020-L1-SR2448
Huntersville, North Carolina

Well ID	Top Of Casing Elevation[1]	Date	Depth to Free Product (ft btoc)	Depth to Groundwater (ft btoc)	Free Product Thickness (ft)	Groundwater Elevation[2] (ft btoc)
MW-88	731.93	04/19/2022	ND	49.55	0.00	682.38
MW-88	731.93	04/28/2022	ND	49.67	0.00	682.26
MW-88	731.93	05/04/2022	ND	49.74	0.00	682.19
MW-88	731.93	05/11/2022	ND	49.82	0.00	682.11
MW-88	731.93	05/18/2022	ND	49.83	0.00	682.10
MW-88	731.93	05/25/2022	ND	50.81	0.00	681.12
MW-88	731.93	06/01/2022	ND	50.12	0.00	681.81
MW-88	731.93	06/08/2022	ND	50.17	0.00	681.76
MW-88	731.93	06/13/2022	ND	50.25	0.00	681.68
MW-89						
MW-89	734.67	04/29/2021	ND	NM	NM	NM
MW-89	734.67	05/03/2021	ND	45.06	0.00	689.61
MW-89	734.67	05/10/2021	ND	45.03	0.00	689.64
MW-89	734.67	05/18/2021	ND	44.97	0.00	689.70
MW-89	734.67	05/26/2021	ND	44.98	0.00	689.69
MW-89	734.67	05/31/2021	ND	45.01	0.00	689.66
MW-89	734.67	06/07/2021	ND	45.02	0.00	689.65
MW-89	734.67	06/14/2021	ND	45.01	0.00	689.66
MW-89	734.67	06/21/2021	ND	45.07	0.00	689.60
MW-89	734.67	07/01/2021	ND	45.15	0.00	689.52
MW-89	734.67	07/06/2021	ND	45.24	0.00	689.43
MW-89	734.67	07/14/2021	ND	45.29	0.00	689.38
MW-89	734.67	07/28/2021	ND	45.59	0.00	689.08
MW-89	734.67	08/02/2021	ND	45.78	0.00	688.89
MW-89	734.67	08/16/2021	ND	46.04	0.00	688.63
MW-89	734.67	08/26/2021	ND	46.28	0.00	688.39
MW-89	734.67	08/30/2021	ND	46.25	0.00	688.42
MW-89	734.67	09/14/2021	ND	46.69	0.00	687.98
MW-89	734.67	09/23/2021	ND	46.92	0.00	687.75
MW-89	734.67	10/06/2021	ND	37.13	0.00	697.54
MW-89	734.67	10/12/2021	ND	47.31	0.00	687.36
MW-89	734.67	10/18/2021	ND	47.50	0.00	687.17
MW-89	734.67	10/27/2021	ND	47.65	0.00	687.02
MW-89	734.67	11/01/2021	ND	47.80	0.00	686.87
MW-89	734.67	11/15/2021	ND	48.17	0.00	686.50
MW-89	734.67	11/22/2021	ND	48.38	0.00	686.29
MW-89	734.67	11/30/2021	ND	48.62	0.00	686.05
MW-89	734.67	12/06/2021	ND	48.79	0.00	685.88
MW-89	734.67	12/13/2021	ND	49.05	0.00	685.62
MW-89	734.67	12/20/2021	ND	49.25	0.00	685.42
MW-89	734.67	12/28/2021	ND	49.38	0.00	685.29
MW-89	734.67	01/04/2022	ND	49.65	0.00	685.02
MW-89	734.67	01/10/2022	ND	49.84	0.00	684.83
MW-89	734.67	01/27/2022	ND	50.14	0.00	684.53
MW-89	734.67	01/31/2022	ND	50.19	0.00	684.48

Table 3
Summary of Monitoring Well Gauging Data

Colonial Pipeline Company
2020-L1-SR2448
Huntersville, North Carolina

Well ID	Top Of Casing Elevation[1]	Date	Depth to Free Product (ft btoc)	Depth to Groundwater (ft btoc)	Free Product Thickness (ft)	Groundwater Elevation[2] (ft btoc)
MW-89	734.67	02/09/2022	ND	50.40	0.00	684.27
MW-89	734.67	02/14/2022	ND	50.59	0.00	684.08
MW-89	734.67	02/24/2022	ND	50.83	0.00	683.84
MW-89	734.67	02/28/2022	ND	50.93	0.00	683.74
MW-89	734.67	03/07/2022	ND	51.10	0.00	683.57
MW-89	734.67	03/14/2022	ND	51.22	0.00	683.45
MW-89	734.67	03/22/2022	ND	51.40	0.00	683.27
MW-89	734.67	04/01/2022	ND	51.51	0.00	683.16
MW-89	734.67	04/11/2022	ND	51.55	0.00	683.12
MW-89	734.67	04/19/2022	ND	51.71	0.00	682.96
MW-89	734.67	04/28/2022	ND	51.85	0.00	682.82
MW-89	734.67	05/04/2022	ND	51.93	0.00	682.74
MW-89	734.67	05/11/2022	ND	51.99	0.00	682.68
MW-89	734.67	05/18/2022	ND	52.12	0.00	682.55
MW-89	734.67	05/25/2022	ND	52.17	0.00	682.50
MW-89	734.67	06/01/2022	ND	52.29	0.00	682.38
MW-89	734.67	06/08/2022	ND	52.35	0.00	682.32
MW-89	734.67	06/13/2022	ND	52.42	0.00	682.25
MW-92						
MW-92	745.56	06/14/2021	ND	54.21	0.00	691.35
MW-92	745.56	06/21/2021	ND	54.85	0.00	690.71
MW-92	745.56	07/01/2021	ND	54.41	0.00	691.15
MW-92	745.56	07/06/2021	ND	54.50	0.00	691.06
MW-92	745.56	07/14/2021	ND	54.50	0.00	691.06
MW-92	745.56	07/28/2021	ND	54.79	0.00	690.77
MW-92	745.56	08/02/2021	ND	54.96	0.00	690.60
MW-92	745.56	08/16/2021	ND	55.13	0.00	690.43
MW-92	745.56	08/26/2021	ND	55.35	0.00	690.21
MW-92	745.56	08/30/2021	ND	55.43	0.00	690.13
MW-92	745.56	09/14/2021	ND	55.82	0.00	689.74
MW-92	745.56	09/23/2021	ND	55.94	0.00	689.62
MW-92	745.56	10/06/2021	ND	56.27	0.00	689.29
MW-92	745.56	10/12/2021	ND	56.45	0.00	689.11
MW-92	745.56	10/18/2021	ND	56.57	0.00	688.99
MW-92	745.56	10/27/2021	ND	56.63	0.00	688.93
MW-92	745.56	11/01/2021	ND	56.83	0.00	688.73
MW-92	745.56	11/15/2021	ND	57.19	0.00	688.37
MW-92	745.56	11/22/2021	ND	57.36	0.00	688.20
MW-92	745.56	11/30/2021	ND	57.52	0.00	688.04
MW-92	745.56	12/06/2021	ND	57.66	0.00	687.90
MW-92	745.56	12/13/2021	ND	57.82	0.00	687.74
MW-92	745.56	12/20/2021	ND	58.07	0.00	687.49
MW-92	745.56	12/28/2021	ND	58.11	0.00	687.45
MW-92	745.56	01/04/2022	ND	58.48	0.00	687.08
MW-92	745.56	01/10/2022	ND	58.55	0.00	687.01

Table 3
Summary of Monitoring Well Gauging Data

Colonial Pipeline Company
2020-L1-SR2448
Huntersville, North Carolina

Well ID	Top Of Casing Elevation[1]	Date	Depth to Free Product (ft btoc)	Depth to Groundwater (ft btoc)	Free Product Thickness (ft)	Groundwater Elevation[2] (ft btoc)
MW-92	745.56	01/27/2022	ND	58.72	0.00	686.84
MW-92	745.56	01/31/2022	ND	58.80	0.00	686.76
MW-92	745.56	02/09/2022	ND	59.07	0.00	686.49
MW-92	745.56	02/14/2022	ND	59.27	0.00	686.29
MW-92	745.56	02/24/2022	ND	59.39	0.00	686.17
MW-92	745.56	02/28/2022	ND	59.45	0.00	686.11
MW-92	745.56	03/07/2022	ND	59.63	0.00	685.93
MW-92	745.56	03/14/2022	ND	59.69	0.00	685.87
MW-92	745.56	03/22/2022	ND	59.88	0.00	685.68
MW-92	745.56	04/01/2022	ND	59.86	0.00	685.70
MW-92	745.56	04/11/2022	ND	60.00	0.00	685.56
MW-92	745.56	04/19/2022	ND	60.15	0.00	685.41
MW-92	745.56	04/28/2022	ND	60.17	0.00	685.39
MW-92	745.56	05/04/2022	ND	60.33	0.00	685.23
MW-92	745.56	05/11/2022	ND	60.41	0.00	685.15
MW-92	745.56	05/18/2022	ND	60.42	0.00	685.14
MW-92	745.56	05/25/2022	ND	60.46	0.00	685.10
MW-92	745.56	06/01/2022	ND	60.65	0.00	684.91
MW-92	745.56	06/08/2022	ND	60.72	0.00	684.84
MW-92	745.56	06/13/2022	ND	60.81	0.00	684.75
MW-93						
MW-93	744.05	06/14/2021	ND	52.40	0.00	691.65
MW-93	744.05	06/21/2021	ND	52.55	0.00	691.50
MW-93	744.05	07/01/2021	ND	52.57	0.00	691.48
MW-93	744.05	07/06/2021	ND	52.68	0.00	691.37
MW-93	744.05	07/14/2021	ND	52.72	0.00	691.33
MW-93	744.05	07/28/2021	ND	52.98	0.00	691.07
MW-93	744.05	08/02/2021	ND	53.17	0.00	690.88
MW-93	744.05	08/16/2021	ND	53.31	0.00	690.74
MW-93	744.05	08/26/2021	ND	53.53	0.00	690.52
MW-93	744.05	08/30/2021	ND	53.63	0.00	690.42
MW-93	744.05	09/14/2021	ND	54.00	0.00	690.05
MW-93	744.05	09/23/2021	ND	54.10	0.00	689.95
MW-93	744.05	10/06/2021	ND	54.45	0.00	689.60
MW-93	744.05	10/12/2021	ND	54.60	0.00	689.45
MW-93	744.05	10/18/2021	ND	54.75	0.00	689.30
MW-93	744.05	10/27/2021	ND	54.80	0.00	689.25
MW-93	744.05	11/01/2021	ND	55.01	0.00	689.04
MW-93	744.05	11/15/2021	ND	55.35	0.00	688.70
MW-93	744.05	11/22/2021	ND	55.48	0.00	688.57
MW-93	744.05	11/30/2021	ND	55.62	0.00	688.43
MW-93	744.05	12/06/2021	ND	55.78	0.00	688.27
MW-93	744.05	12/13/2021	ND	56.01	0.00	688.04
MW-93	744.05	12/20/2021	ND	56.20	0.00	687.85
MW-93	744.05	12/28/2021	ND	56.23	0.00	687.82

Table 3
Summary of Monitoring Well Gauging Data

Colonial Pipeline Company
2020-L1-SR2448
Huntersville, North Carolina

Well ID	Top Of Casing Elevation[1]	Date	Depth to Free Product (ft btoc)	Depth to Groundwater (ft btoc)	Free Product Thickness (ft)	Groundwater Elevation[2] (ft btoc)
MW-93	744.05	01/04/2022	ND	56.63	0.00	687.42
MW-93	744.05	01/10/2022	ND	56.56	0.00	687.49
MW-93	744.05	01/27/2022	ND	56.85	0.00	687.20
MW-93	744.05	01/31/2022	ND	56.96	0.00	687.09
MW-93	744.05	02/09/2022	ND	57.20	0.00	686.85
MW-93	744.05	02/14/2022	ND	57.36	0.00	686.69
MW-93	744.05	02/24/2022	ND	57.47	0.00	686.58
MW-93	744.05	02/28/2022	ND	57.55	0.00	686.50
MW-93	744.05	03/07/2022	ND	57.71	0.00	686.34
MW-93	744.05	03/14/2022	ND	57.78	0.00	686.27
MW-93	744.05	03/22/2022	ND	57.98	0.00	686.07
MW-93	744.05	04/01/2022	ND	57.99	0.00	686.06
MW-93	744.05	04/11/2022	ND	58.15	0.00	685.90
MW-93	744.05	04/19/2022	ND	58.29	0.00	685.76
MW-93	744.05	04/28/2022	ND	58.34	0.00	685.71
MW-93	744.05	05/04/2022	ND	58.45	0.00	685.60
MW-93	744.05	05/11/2022	ND	58.53	0.00	685.52
MW-93	744.05	05/18/2022	ND	58.58	0.00	685.47
MW-93	744.05	05/25/2022	ND	58.60	0.00	685.45
MW-93	744.05	06/01/2022	ND	58.74	0.00	685.31
MW-93	744.05	06/08/2022	ND	58.86	0.00	685.19
MW-93	744.05	06/13/2022	ND	58.95	0.00	685.10
MW-94						
MW-94	719.52	09/23/2021	ND	39.88	0.00	679.64
MW-94	719.52	10/06/2021	ND	40.25	0.00	679.27
MW-94	719.52	10/12/2021	ND	40.52	0.00	679.00
MW-94	719.52	10/18/2021	ND	40.75	0.00	678.77
MW-94	719.52	10/27/2021	ND	41.05	0.00	678.47
MW-94	719.52	11/01/2021	ND	41.25	0.00	678.27
MW-94	719.52	11/15/2021	ND	41.75	0.00	677.77
MW-94	719.52	11/22/2021	ND	42.03	0.00	677.49
MW-94	719.52	11/30/2021	ND	42.30	0.00	677.22
MW-94	719.52	12/06/2021	ND	42.50	0.00	677.02
MW-94	719.52	12/13/2021	ND	42.71	0.00	676.81
MW-94	719.52	12/20/2021	ND	42.98	0.00	676.54
MW-94	719.52	12/28/2021	ND	43.12	0.00	676.40
MW-94	719.52	01/04/2022	ND	43.35	0.00	676.17
MW-94	719.52	01/10/2022	ND	43.56	0.00	675.96
MW-94	719.52	01/27/2022	ND	43.76	0.00	675.76
MW-94	719.52	01/31/2022	ND	43.79	0.00	675.73
MW-94	719.52	02/09/2022	ND	43.98	0.00	675.54
MW-94	719.52	02/14/2022	ND	44.13	0.00	675.39
MW-94	719.52	02/24/2022	ND	44.20	0.00	675.32
MW-94	719.52	02/28/2022	ND	44.33	0.00	675.19
MW-94	719.52	03/07/2022	ND	44.45	0.00	675.07

Table 3
Summary of Monitoring Well Gauging Data

Colonial Pipeline Company
2020-L1-SR2448
Huntersville, North Carolina

Well ID	Top Of Casing Elevation[1]	Date	Depth to Free Product (ft btoc)	Depth to Groundwater (ft btoc)	Free Product Thickness (ft)	Groundwater Elevation[2] (ft btoc)
MW-94	719.52	03/14/2022	ND	44.48	0.00	675.04
MW-94	719.52	03/22/2022	ND	44.61	0.00	674.91
MW-94	719.52	04/01/2022	ND	44.56	0.00	674.96
MW-94	719.52	04/11/2022	ND	44.67	0.00	674.85
MW-94	719.52	04/19/2022	ND	44.77	0.00	674.75
MW-94	719.52	04/28/2022	ND	44.76	0.00	674.76
MW-94	719.52	05/04/2022	ND	44.85	0.00	674.67
MW-94	719.52	05/11/2022	ND	44.87	0.00	674.65
MW-94	719.52	05/18/2022	ND	44.96	0.00	674.56
MW-94	719.52	05/25/2022	ND	45.00	0.00	674.52
MW-94	719.52	06/01/2022	ND	45.10	0.00	674.42
MW-94	719.52	06/08/2022	ND	45.17	0.00	674.35
MW-94	719.52	06/13/2022	ND	45.24	0.00	674.28
MW-95						
MW-95	701.33	10/06/2021	ND	23.04	0.00	678.29
MW-95	701.33	10/12/2021	ND	23.30	0.00	678.03
MW-95	701.33	10/18/2021	ND	23.61	0.00	677.72
MW-95	701.33	10/27/2021	ND	23.87	0.00	677.46
MW-95	701.33	11/01/2021	ND	24.03	0.00	677.30
MW-95	701.33	11/15/2021	ND	24.77	0.00	676.56
MW-95	701.33	11/22/2021	ND	28.28	0.00	673.05
MW-95	701.33	11/30/2021	ND	28.42	0.00	672.91
MW-95	704.65	12/06/2021	ND	28.56	0.00	676.09
MW-95	704.65	12/13/2021	ND	28.66	0.00	675.99
MW-95	704.65	12/20/2021	ND	28.84	0.00	675.81
MW-95	704.65	12/28/2021	ND	28.69	0.00	675.96
MW-95	704.65	01/04/2022	ND	28.95	0.00	675.70
MW-95	704.65	01/10/2022	ND	29.05	0.00	675.60
MW-95	704.65	01/27/2022	ND	28.78	0.00	675.87
MW-95	704.65	01/31/2022	ND	28.24	0.00	676.41
MW-95	704.65	02/09/2022	ND	28.84	0.00	675.81
MW-95	704.65	02/14/2022	ND	29.03	0.00	675.62
MW-95	704.65	02/24/2022	ND	28.98	0.00	675.67
MW-95	704.65	02/28/2022	ND	29.21	0.00	675.44
MW-95	704.65	03/07/2022	ND	29.39	0.00	675.26
MW-95	704.65	03/14/2022	ND	28.95	0.00	675.70
MW-95	704.65	03/22/2022	ND	28.95	0.00	675.70
MW-95	704.65	04/01/2022	ND	28.90	0.00	675.75
MW-95	704.65	04/11/2022	ND	29.19	0.00	675.46
MW-95	704.65	04/19/2022	ND	29.30	0.00	675.35
MW-95	704.65	04/28/2022	ND	29.05	0.00	675.60
MW-95	704.65	05/04/2022	ND	29.36	0.00	675.29
MW-95	704.65	05/11/2022	ND	29.55	0.00	675.10
MW-95	704.65	05/18/2022	ND	29.71	0.00	674.94
MW-95	704.65	05/25/2022	ND	29.71	0.00	674.94

Table 3
Summary of Monitoring Well Gauging Data

Colonial Pipeline Company
2020-L1-SR2448
Huntersville, North Carolina

Well ID	Top Of Casing Elevation[1]	Date	Depth to Free Product (ft btoc)	Depth to Groundwater (ft btoc)	Free Product Thickness (ft)	Groundwater Elevation[2] (ft btoc)
MW-95	704.65	06/01/2022	ND	30.19	0.00	674.46
MW-95	704.65	06/08/2022	ND	30.24	0.00	674.41
MW-95	704.65	06/13/2022	ND	30.40	0.00	674.25
MW-96						
MW-96	699.35	10/06/2021	ND	22.12	0.00	677.23
MW-96	699.35	10/12/2021	ND	22.39	0.00	676.96
MW-96	699.35	10/18/2021	ND	22.68	0.00	676.67
MW-96	699.35	10/27/2021	ND	22.99	0.00	676.36
MW-96	699.35	11/01/2021	ND	23.16	0.00	676.19
MW-96	699.35	11/15/2021	ND	23.79	0.00	675.56
MW-96	701.07	11/22/2021	ND	25.80	0.00	675.27
MW-96	701.07	11/30/2021	ND	25.96	0.00	675.11
MW-96	701.07	12/06/2021	ND	26.09	0.00	674.98
MW-96	701.07	12/13/2021	ND	26.22	0.00	674.85
MW-96	701.07	12/20/2021	ND	26.40	0.00	674.67
MW-96	701.07	12/28/2021	ND	26.29	0.00	674.78
MW-96	701.07	01/04/2022	ND	26.50	0.00	674.57
MW-96	701.07	01/10/2022	ND	26.56	0.00	674.51
MW-96	701.07	01/27/2022	ND	26.31	0.00	674.76
MW-96	701.07	01/31/2022	ND	26.26	0.00	674.81
MW-96	701.07	02/09/2022	ND	26.27	0.00	674.80
MW-96	701.07	02/14/2022	ND	26.39	0.00	674.68
MW-96	701.07	02/24/2022	ND	26.39	0.00	674.68
MW-96	701.07	02/28/2022	ND	26.60	0.00	674.47
MW-96	701.07	03/07/2022	ND	26.65	0.00	674.42
MW-96	701.07	03/14/2022	ND	26.05	0.00	675.02
MW-96	701.07	03/22/2022	ND	25.91	0.00	675.16
MW-96	701.07	04/01/2022	ND	25.97	0.00	675.10
MW-96	701.07	04/11/2022	ND	26.09	0.00	674.98
MW-96	701.07	04/19/2022	ND	26.23	0.00	674.84
MW-96	701.07	04/28/2022	ND	26.03	0.00	675.04
MW-96	701.07	05/04/2022	ND	26.29	0.00	674.78
MW-96	701.07	05/11/2022	ND	26.61	0.00	674.46
MW-96	701.07	05/18/2022	ND	26.83	0.00	674.24
MW-96	701.07	05/25/2022	ND	26.95	0.00	674.12
MW-96	701.07	06/01/2022	ND	27.19	0.00	673.88
MW-96	701.07	06/08/2022	ND	27.42	0.00	673.65
MW-96	701.07	06/13/2022	ND	27.50	0.00	673.57
MW-98						
MW-98	722.26	04/01/2022	ND	31.76	0.00	690.50
MW-98	722.26	04/11/2022	ND	31.78	0.00	690.48
MW-98	722.26	04/19/2022	ND	32.62	0.00	689.64
MW-98	722.26	04/28/2022	ND	32.61	0.00	689.65
MW-98	722.26	05/04/2022	ND	32.59	0.00	689.67
MW-98	722.26	05/11/2022	ND	32.70	0.00	689.56

Table 3
Summary of Monitoring Well Gauging Data

Colonial Pipeline Company
2020-L1-SR2448
Huntersville, North Carolina

Well ID	Top Of Casing Elevation[1]	Date	Depth to Free Product (ft btoc)	Depth to Groundwater (ft btoc)	Free Product Thickness (ft)	Groundwater Elevation[2] (ft btoc)
MW-98	722.26	05/18/2022	ND	32.78	0.00	689.48
MW-98	722.26	05/25/2022	ND	32.90	0.00	689.36
MW-98	722.26	06/01/2022	ND	32.95	0.00	689.31
MW-98	722.26	06/08/2022	ND	33.05	0.00	689.21
MW-98	722.26	06/13/2022	ND	33.13	0.00	689.13
Bedrock Unit Monitoring Wells						
MW-04D						
MW-04D	712.63	09/23/2021	ND	26.23	0.00	686.40
MW-04D	712.63	10/01/2021	ND	29.41	0.00	683.22
MW-04D	712.63	10/06/2021	ND	29.48	0.00	683.15
MW-04D	712.63	10/12/2021	ND	29.64	0.00	682.99
MW-04D	712.63	10/18/2021	ND	29.88	0.00	682.75
MW-04D	712.63	10/27/2021	ND	30.02	0.00	682.61
MW-04D	712.63	11/01/2021	ND	32.85	0.00	679.78
MW-04D	712.63	11/15/2021	ND	33.34	0.00	679.29
MW-04D	712.63	11/22/2021	ND	33.42	0.00	679.21
MW-04D	715.36	12/06/2021	ND	33.73	0.00	681.63
MW-04D	715.36	12/13/2021	ND	33.98	0.00	681.38
MW-04D	715.36	12/20/2021	ND	34.18	0.00	681.18
MW-04D	715.36	12/28/2021	ND	34.27	0.00	681.09
MW-04D	715.36	01/04/2022	ND	34.43	0.00	680.93
MW-04D	715.36	01/10/2022	ND	34.63	0.00	680.73
MW-04D	715.36	01/27/2022	ND	34.85	0.00	680.51
MW-04D	715.36	01/31/2022	ND	34.95	0.00	680.41
MW-04D	715.36	02/09/2022	ND	35.02	0.00	680.34
MW-04D	715.36	02/14/2022	ND	35.1	0.00	680.26
MW-04D	715.36	02/24/2022	ND	35.29	0.00	680.07
MW-04D	715.36	02/28/2022	ND	35.38	0.00	679.98
MW-04D	715.36	03/07/2022	ND	35.48	0.00	679.88
MW-04D	715.36	03/14/2022	ND	36.78	0.00	678.58
MW-04D	715.36	03/22/2022	ND	35.68	0.00	679.68
MW-04D	715.36	04/01/2022	ND	35.81	0.00	679.55
MW-04D	715.36	04/11/2022	ND	35.82	0.00	679.54
MW-04D	715.36	04/19/2022	ND	35.99	0.00	679.37
MW-04D	715.36	04/28/2022	ND	36.07	0.00	679.29
MW-04D	715.36	05/04/2022	ND	36.10	0.00	679.26
MW-04D	715.36	05/11/2022	ND	36.15	0.00	679.21
MW-04D	715.36	05/18/2022	ND	36.28	0.00	679.08
MW-04D	715.36	05/25/2022	ND	36.38	0.00	678.98
MW-04D	715.36	06/01/2022	ND	36.49	0.00	678.87
MW-04D	715.36	06/08/2022	ND	36.56	0.00	678.80
MW-04D	715.36	06/13/2022	ND	36.67	0.00	678.69

Table 3
Summary of Monitoring Well Gauging Data

Colonial Pipeline Company
2020-L1-SR2448
Huntersville, North Carolina

Well ID	Top Of Casing Elevation[1]	Date	Depth to Free Product (ft btoc)	Depth to Groundwater (ft btoc)	Free Product Thickness (ft)	Groundwater Elevation[2] (ft btoc)
MW-07D						
MW-07D	711.73	12/21/2020	ND	29.38	0.00	682.35
MW-07D	711.73	12/26/2020	ND	29.37	0.00	682.36
MW-07D	711.73	01/10/2021	NM	NM	NM	NM
MW-07D	711.73	01/19/2021	ND	29.83	0.00	681.90
MW-07D	711.73	01/25/2021	ND	29.76	0.00	681.97
MW-07D	711.73	02/01/2021	ND	29.82	0.00	681.91
MW-07D	711.73	02/08/2021	ND	29.94	0.00	681.79
MW-07D	711.73	02/16/2021	ND	29.66	0.00	682.07
MW-07D	711.73	02/22/2021	ND	29.40	0.00	682.33
MW-07D	711.73	03/04/2021	ND	29.19	0.00	682.54
MW-07D	711.73	03/08/2021	ND	29.30	0.00	682.43
MW-07D	711.73	03/15/2021	ND	29.28	0.00	682.45
MW-07D	711.73	03/22/2021	ND	29.15	0.00	682.58
MW-07D	711.73	04/01/2021	ND	28.82	0.00	682.91
MW-07D	711.73	04/12/2021	ND	28.90	0.00	682.83
MW-07D	711.73	04/19/2021	ND	28.84	0.00	682.89
MW-07D	711.73	04/29/2021	ND	28.72	0.00	683.01
MW-07D	711.73	05/03/2021	ND	28.71	0.00	683.02
MW-07D	711.73	05/10/2021	ND	28.69	0.00	683.04
MW-07D	711.73	05/18/2021	ND	28.82	0.00	682.91
MW-07D	711.73	05/26/2021	ND	28.79	0.00	682.94
MW-07D	711.73	05/31/2021	ND	28.97	0.00	682.76
MW-07D	711.73	06/07/2021	ND	29.11	0.00	682.62
MW-07D	711.73	06/14/2021	ND	29.13	0.00	682.60
MW-07D	711.73	06/21/2021	ND	29.29	0.00	682.44
MW-07D	711.73	07/01/2021	ND	29.35	0.00	682.38
MW-07D	711.73	07/06/2021	ND	29.61	0.00	682.12
MW-07D	711.73	07/14/2021	ND	29.64	0.00	682.09
MW-07D	711.73	07/28/2021	ND	30.38	0.00	681.35
MW-07D	711.73	08/02/2021	ND	30.71	0.00	681.02
MW-07D	711.73	08/16/2021	ND	31.16	0.00	680.57
MW-07D	711.73	08/26/2021	ND	30.95	0.00	680.78
MW-07D	711.73	08/30/2021	ND	32.58	0.00	679.15
MW-07D	711.73	09/14/2021	ND	32.19	0.00	679.54
MW-07D	711.73	09/23/2021	ND	31.64	0.00	680.09
MW-07D	711.73	10/01/2021	ND	32.53	0.00	676.27
MW-07D	711.73	10/06/2021	ND	35.46	0.00	679.20
MW-07D	711.73	10/12/2021	ND	33.17	0.00	678.56
MW-07D	711.73	10/18/2021	ND	33.30	0.00	678.43
MW-07D	711.73	10/27/2021	ND	32.63	0.00	679.10
MW-07D	711.73	11/01/2021	ND	32.93	0.00	678.80
MW-07D	711.73	11/15/2021	ND	34.38	0.00	677.35
MW-07D	711.73	11/22/2021	ND	34.64	0.00	677.09
MW-07D	711.73	11/30/2021	ND	39.35	0.00	672.38

Table 3
Summary of Monitoring Well Gauging Data

Colonial Pipeline Company
2020-L1-SR2448
Huntersville, North Carolina

Well ID	Top Of Casing Elevation[1]	Date	Depth to Free Product (ft btoc)	Depth to Groundwater (ft btoc)	Free Product Thickness (ft)	Groundwater Elevation[2] (ft btoc)
MW-07D	711.73	12/06/2021	ND	35.10	0.00	676.63
MW-07D	711.73	12/13/2021	ND	35.30	0.00	676.43
MW-07D	711.73	12/20/2021	ND	35.56	0.00	676.17
MW-07D	711.73	12/28/2021	ND	34.66	0.00	677.07
MW-07D	711.73	01/04/2022	ND	36.11	0.00	675.62
MW-07D	711.73	01/10/2022	ND	36.33	0.00	675.40
MW-07D	711.73	01/27/2022	ND	35.26	0.00	676.47
MW-07D	711.73	01/31/2022	ND	35.49	0.00	676.24
MW-07D	711.73	02/09/2022	ND	35.85	0.00	675.88
MW-07D	711.73	02/14/2022	ND	36.43	0.00	675.30
MW-07D	711.73	02/24/2022	ND	35.68	0.00	676.05
MW-07D	711.73	02/28/2022	ND	36.68	0.00	675.05
MW-07D	711.73	03/07/2022	ND	36.76	0.00	674.97
MW-07D	711.73	03/14/2022	ND	36.32	0.00	675.41
MW-07D	711.73	03/22/2022	ND	36.56	0.00	675.17
MW-07D	711.73	04/01/2022	ND	35.97	0.00	675.76
MW-07D	711.73	04/11/2022	ND	37.06	0.00	674.67
MW-07D	711.73	04/19/2022	ND	37.27	0.00	674.46
MW-07D	711.73	04/28/2022	ND	36.29	0.00	675.44
MW-07D	711.73	05/04/2022	ND	37.27	0.00	674.46
MW-07D	711.73	05/11/2022	ND	37.36	0.00	674.37
MW-07D	711.73	05/18/2022	ND	37.51	0.00	674.22
MW-07D	711.73	05/25/2022	ND	36.60	0.00	675.13
MW-07D	711.73	06/01/2022	ND	37.76	0.00	673.97
MW-07D	711.73	06/08/2022	ND	37.74	0.00	673.99
MW-07D	711.73	06/13/2022	ND	37.89	0.00	673.84
MW-14D						
MW-14D	722.75	03/04/2021	ND	28.64	0.00	694.11
MW-14D	722.75	03/08/2021	ND	28.36	0.00	694.39
MW-14D	722.75	03/15/2021	ND	28.25	0.00	694.50
MW-14D	722.75	03/22/2021	ND	28.23	0.00	694.52
MW-14D	724.93	04/01/2021	ND	25.30	0.00	699.63
MW-14D	724.93	04/12/2021	ND	29.77	0.00	695.16
MW-14D	724.93	04/19/2021	ND	29.72	0.00	695.21
MW-14D	726.02	04/29/2021	ND	29.76	0.00	696.26
MW-14D	726.02	05/03/2021	ND	29.75	0.00	696.27
MW-14D	726.75	05/10/2021	ND	29.91	0.00	696.84
MW-14D	726.75	05/18/2021	ND	30.22	0.00	696.53
MW-14D	726.75	05/26/2021	ND	30.39	0.00	696.36
MW-14D	726.76	05/31/2021	ND	30.63	0.00	696.13
MW-14D	726.76	06/07/2021	ND	30.76	0.00	696.00
MW-14D	726.77	06/14/2021	ND	30.94	0.00	695.83
MW-14D	726.77	06/21/2021	ND	31.06	0.00	695.71
MW-14D	726.77	07/01/2021	ND	31.32	0.00	695.45
MW-14D	726.77	07/06/2021	ND	31.53	0.00	695.24

Table 3
Summary of Monitoring Well Gauging Data

Colonial Pipeline Company
2020-L1-SR2448
Huntersville, North Carolina

Well ID	Top Of Casing Elevation[1]	Date	Depth to Free Product (ft btoc)	Depth to Groundwater (ft btoc)	Free Product Thickness (ft)	Groundwater Elevation[2] (ft btoc)
MW-14D	726.77	07/14/2021	ND	31.73	0.00	695.04
MW-14D	726.77	07/28/2021	ND	31.97	0.00	694.80
MW-14D	726.77	08/02/2021	ND	32.16	0.00	694.61
MW-14D	726.77	08/16/2021	ND	32.43	0.00	694.34
MW-14D	726.77	08/26/2021	ND	32.62	0.00	694.15
MW-14D	726.77	08/30/2021	ND	32.68	0.00	694.09
MW-14D	726.77	09/14/2021	ND	33.03	0.00	693.74
MW-14D	726.77	09/23/2021	ND	33.08	0.00	693.69
MW-14D	726.77	10/01/2021	ND	33.15	0.00	693.62
MW-14D	726.77	10/06/2021	ND	33.50	0.00	693.27
MW-14D	726.77	10/12/2021	ND	33.71	0.00	693.06
MW-14D	726.77	10/18/2021	ND	33.87	0.00	692.90
MW-14D	726.77	10/27/2021	ND	34.04	0.00	692.73
MW-14D	726.77	11/01/2021	ND	34.20	0.00	692.57
MW-14D	726.77	11/15/2021	ND	34.48	0.00	692.29
MW-14D	726.77	11/22/2021	ND	34.25	0.00	692.52
MW-14D	726.77	11/30/2021	ND	34.51	0.00	692.26
MW-14D	724.94	12/06/2021	ND	34.68	0.00	690.26
MW-14D	724.94	12/13/2021	ND	34.90	0.00	690.04
MW-14D	724.94	12/20/2021	ND	34.97	0.00	689.97
MW-14D	724.94	12/28/2021	ND	35.02	0.00	689.92
MW-14D	724.94	01/04/2022	ND	35.30	0.00	689.64
MW-14D	724.94	01/10/2022	ND	35.46	0.00	689.48
MW-14D	724.94	01/27/2022	ND	35.48	0.00	689.46
MW-14D	724.94	01/31/2022	ND	35.55	0.00	689.39
MW-14D	724.94	02/09/2022	ND	35.68	0.00	689.26
MW-14D	724.94	02/14/2022	ND	35.75	0.00	689.19
MW-14D	724.94	02/24/2022	ND	35.84	0.00	689.10
MW-14D	724.94	02/28/2022	ND	35.94	0.00	689.00
MW-14D	724.94	03/07/2022	ND	36.06	0.00	688.88
MW-14D	724.94	03/14/2022	ND	36.03	0.00	688.91
MW-14D	724.94	03/22/2022	ND	36.11	0.00	688.83
MW-14D	724.94	04/01/2022	ND	35.88	0.00	689.06
MW-14D	724.94	04/11/2022	ND	35.94	0.00	689.00
MW-14D	724.94	04/19/2022	ND	35.90	0.00	689.04
MW-14D	724.94	04/28/2022	ND	35.90	0.00	689.04
MW-14D	724.94	05/04/2022	ND	35.84	0.00	689.10
MW-14D	724.94	05/11/2022	ND	35.85	0.00	689.09
MW-14D	724.94	05/18/2022	ND	35.91	0.00	689.03
MW-14D	724.94	05/25/2022	ND	36.04	0.00	688.90
MW-14D	724.94	06/01/2022	ND	36.19	0.00	688.75
MW-14D	724.94	06/08/2022	ND	36.19	0.00	688.75
MW-14D	724.94	06/13/2022	ND	36.22	0.00	688.72

Table 3
Summary of Monitoring Well Gauging Data

Colonial Pipeline Company
2020-L1-SR2448
Huntersville, North Carolina

Well ID	Top Of Casing Elevation[1]	Date	Depth to Free Product (ft btoc)	Depth to Groundwater (ft btoc)	Free Product Thickness (ft)	Groundwater Elevation[2] (ft btoc)
MW-16D						
MW-16D	710.81	07/01/2021	ND	31.35	0.00	679.46
MW-16D	710.81	07/06/2021	ND	31.35	0.00	679.46
MW-16D	710.81	07/14/2021	ND	31.82	0.00	678.99
MW-16D	710.81	07/28/2021	ND	31.62	0.00	679.19
MW-16D	710.81	08/16/2021	ND	101.94	0.00	608.87
MW-16D	710.81	08/26/2021	ND	103.90	0.00	606.91
MW-16D	710.81	08/30/2021	ND	99.96	0.00	610.85
MW-16D	710.81	09/14/2021	ND	114.01	0.00	596.80
MW-16D	710.81	09/23/2021	ND	113.44	0.00	597.37
MW-16D	710.81	10/01/2021	ND	119.72	0.00	591.09
MW-16D	710.81	10/06/2021	ND	119.34	0.00	591.47
MW-16D	710.81	10/12/2021	ND	118.99	0.00	591.82
MW-16D	710.81	10/18/2021	ND	118.55	0.00	592.26
MW-16D	710.81	10/27/2021	ND	117.98	0.00	592.83
MW-16D	710.81	11/01/2021	ND	116.85	0.00	593.96
MW-16D	710.81	11/15/2021	ND	123.80	0.00	587.01
MW-16D	710.81	11/22/2021	ND	122.10	0.00	588.71
MW-16D	725.05	11/30/2021	ND	120.28	0.00	604.77
MW-16D	725.05	12/06/2021	ND	123.03	0.00	602.02
MW-16D	725.05	12/13/2021	ND	121.05	0.00	604.00
MW-16D	725.05	12/20/2021	ND	119.28	0.00	605.77
MW-16D	725.05	12/28/2021	ND	117.32	0.00	607.73
MW-16D	725.05	01/04/2022	ND	115.39	0.00	609.66
MW-16D	725.05	01/10/2022	ND	125.67	0.00	599.38
MW-16D	725.05	01/27/2022	ND	121.39	0.00	603.66
MW-16D	725.05	01/31/2022	ND	120.22	0.00	604.83
MW-16D	725.05	02/09/2022	ND	123.69	0.00	601.36
MW-16D	725.05	02/14/2022	ND	122.40	0.00	602.65
MW-16D	725.05	02/24/2022	ND	119.60	0.00	605.45
MW-16D	725.05	02/28/2022	ND	118.58	0.00	606.47
MW-16D	725.05	03/07/2022	ND	120.60	0.00	604.45
MW-16D	725.05	03/14/2022	ND	118.72	0.00	606.33
MW-16D	725.05	03/22/2022	ND	116.68	0.00	608.37
MW-16D	725.05	04/01/2022	ND	113.85	0.00	611.20
MW-16D	725.05	04/11/2022	ND	124.36	0.00	600.69
MW-16D	725.05	04/19/2022	ND	122.33	0.00	602.72
MW-16D	725.05	04/28/2022	ND	120.13	0.00	604.92
MW-16D	725.05	05/04/2022	ND	118.42	0.00	606.63
MW-16D	725.05	05/11/2022	ND	125.35	0.00	599.70
MW-16D	725.05	05/18/2022	ND	123.47	0.00	601.58
MW-16D	725.05	05/25/2022	ND	121.68	0.00	603.37
MW-16D	725.05	06/01/2022	ND	125.07	0.00	599.98
MW-16D	725.05	06/08/2022	ND	129.31	0.00	595.74
MW-16D	725.05	06/13/2022	ND	127.90	0.00	597.15

Table 3
Summary of Monitoring Well Gauging Data

Colonial Pipeline Company
2020-L1-SR2448
Huntersville, North Carolina

Well ID	Top Of Casing Elevation[1]	Date	Depth to Free Product (ft btoc)	Depth to Groundwater (ft btoc)	Free Product Thickness (ft)	Groundwater Elevation[2] (ft btoc)
MW-25D						
MW-25D	733.05	12/26/2020	ND	46.90	0.00	686.15
MW-25D	733.05	01/10/2021	ND	47.10	0.00	685.95
MW-25D	733.05	01/19/2021	ND	47.93	0.00	685.12
MW-25D	733.05	01/25/2021	ND	47.80	0.00	685.25
MW-25D	733.05	02/01/2021	ND	47.69	0.00	685.36
MW-25D	733.05	02/08/2021	ND	48.05	0.00	685.00
MW-25D	733.05	02/16/2021	ND	47.82	0.00	685.23
MW-25D	733.05	02/22/2021	ND	47.65	0.00	685.40
MW-25D	733.05	03/04/2021	ND	47.34	0.00	685.71
MW-25D	733.05	03/08/2021	ND	47.52	0.00	685.53
MW-25D	733.05	03/15/2021	ND	47.48	0.00	685.57
MW-25D	733.05	03/22/2021	ND	47.46	0.00	685.59
MW-25D	733.05	04/01/2021	ND	46.29	0.00	686.76
MW-25D	733.05	04/12/2021	ND	47.31	0.00	685.74
MW-25D	733.05	04/19/2021	ND	47.26	0.00	685.79
MW-25D	733.05	04/29/2021	ND	46.96	0.00	686.09
MW-25D	733.05	05/03/2021	ND	47.11	0.00	685.94
MW-25D	733.05	05/10/2021	ND	47.07	0.00	685.98
MW-25D	733.05	05/18/2021	ND	47.28	0.00	685.77
MW-25D	733.05	05/26/2021	ND	47.05	0.00	686.00
MW-25D	733.05	05/31/2021	ND	47.31	0.00	685.74
MW-25D	733.05	06/07/2021	ND	47.54	0.00	685.51
MW-25D	733.05	06/14/2021	NM	NM	NM	NM
MW-25D	733.05	06/21/2021	ND	47.66	0.00	685.39
MW-25D	733.05	07/01/2021	ND	47.52	0.00	685.53
MW-25D	733.05	07/06/2021	ND	47.89	0.00	685.16
MW-25D	733.05	07/14/2021	ND	47.75	0.00	685.30
MW-25D	733.05	07/28/2021	ND	48.95	0.00	684.10
MW-25D	733.05	08/02/2021	ND	50.00	0.00	683.05
MW-25D	733.05	08/16/2021	ND	50.46	0.00	682.59
MW-25D	733.05	08/26/2021	ND	49.55	0.00	683.50
MW-25D	733.05	08/30/2021	ND	51.11	0.00	681.94
MW-25D	733.05	09/14/2021	ND	51.90	0.00	681.15
MW-25D	733.05	09/23/2021	ND	49.78	0.00	683.27
MW-25D	733.05	10/01/2021	ND	51.65	0.00	681.40
MW-25D	733.05	10/06/2021	ND	52.26	0.00	680.79
MW-25D	733.05	10/12/2021	ND	52.41	0.00	680.64
MW-25D	733.05	10/18/2021	ND	52.67	0.00	680.38
MW-25D	733.05	10/27/2021	ND	50.67	0.00	682.38
MW-25D	733.05	11/01/2021	ND	51.13	0.00	681.92
MW-25D	733.05	11/15/2021	ND	53.95	0.00	679.10
MW-25D	733.05	11/22/2021	ND	54.19	0.00	678.86
MW-25D	733.05	11/30/2021	ND	52.82	0.00	680.23
MW-25D	733.32	12/06/2021	ND	54.69	0.00	678.63

Table 3
Summary of Monitoring Well Gauging Data

Colonial Pipeline Company
2020-L1-SR2448
Huntersville, North Carolina

Well ID	Top Of Casing Elevation[1]	Date	Depth to Free Product (ft btoc)	Depth to Groundwater (ft btoc)	Free Product Thickness (ft)	Groundwater Elevation[2] (ft btoc)
MW-25D	733.32	12/13/2021	ND	55.02	0.00	678.30
MW-25D	733.32	12/20/2021	ND	55.20	0.00	678.12
MW-25D	733.32	12/28/2021	ND	52.93	0.00	680.39
MW-25D	733.32	01/04/2022	ND	56.10	0.00	677.22
MW-25D	733.32	01/10/2022	ND	56.32	0.00	677.00
MW-25D	733.32	01/27/2022	ND	53.69	0.00	679.63
MW-25D	733.32	01/31/2022	ND	54.05	0.00	679.27
MW-25D	733.32	02/09/2022	ND	54.59	0.00	678.73
MW-25D	733.32	02/14/2022	ND	54.22	0.00	679.10
MW-25D	733.32	02/24/2022	ND	54.14	0.00	679.18
MW-25D	733.32	02/28/2022	ND	56.29	0.00	677.03
MW-25D	733.32	03/07/2022	ND	56.35	0.00	676.97
MW-25D	733.32	03/14/2022	ND	55.53	0.00	677.79
MW-25D	733.32	03/22/2022	ND	55.51	0.00	677.81
MW-25D	733.32	04/01/2022	ND	54.41	0.00	678.91
MW-25D	733.32	04/11/2022	ND	56.58	0.00	676.74
MW-25D	733.32	04/19/2022	ND	57.10	0.00	676.22
MW-25D	733.32	04/28/2022	ND	54.81	0.00	678.51
MW-25D	733.32	05/04/2022	ND	54.18	0.00	679.14
MW-25D	733.32	05/11/2022	ND	57.30	0.00	676.02
MW-25D	733.32	05/18/2022	ND	57.53	0.00	675.79
MW-25D	733.32	05/25/2022	ND	55.20	0.00	678.12
MW-25D	733.32	06/01/2022	ND	57.61	0.00	675.71
MW-25D	733.32	06/08/2022	ND	57.63	0.00	675.69
MW-25D	733.32	06/13/2022	ND	57.75	0.00	675.57
MW-31D						
MW-31D	714.09	05/31/2021	ND	20.96	0.00	693.13
MW-31D	714.09	06/07/2021	ND	20.95	0.00	693.14
MW-31D	714.09	06/14/2021	ND	21.02	0.00	693.07
MW-31D	714.09	06/21/2021	ND	21.05	0.00	693.04
MW-31D	714.09	07/01/2021	ND	21.10	0.00	692.99
MW-31D	714.09	07/06/2021	ND	21.22	0.00	692.87
MW-31D	714.09	07/14/2021	ND	21.29	0.00	692.80
MW-31D	714.09	07/28/2021	ND	21.27	0.00	692.82
MW-31D	714.09	08/02/2021	ND	21.44	0.00	692.65
MW-31D	714.09	08/16/2021	ND	21.57	0.00	692.52
MW-31D	714.09	08/26/2021	ND	21.68	0.00	692.41
MW-31D	714.09	08/30/2021	ND	21.65	0.00	692.44
MW-31D	714.09	09/14/2021	ND	21.86	0.00	692.23
MW-31D	714.09	09/23/2021	ND	22.13	0.00	691.96
MW-31D	714.09	10/01/2021	ND	22.26	0.00	691.83
MW-31D	714.09	10/06/2021	ND	22.25	0.00	691.84
MW-31D	714.09	10/12/2021	ND	22.36	0.00	691.73
MW-31D	714.09	10/18/2021	ND	22.47	0.00	691.62
MW-31D	714.09	10/27/2021	ND	22.66	0.00	691.43

Table 3
Summary of Monitoring Well Gauging Data

Colonial Pipeline Company
2020-L1-SR2448
Huntersville, North Carolina

Well ID	Top Of Casing Elevation[1]	Date	Depth to Free Product (ft btoc)	Depth to Groundwater (ft btoc)	Free Product Thickness (ft)	Groundwater Elevation[2] (ft btoc)
MW-31D	714.09	11/01/2021	ND	22.70	0.00	691.39
MW-31D	714.09	11/15/2021	ND	23.04	0.00	691.05
MW-31D	714.09	11/22/2021	ND	23.10	0.00	690.99
MW-31D	714.09	11/30/2021	ND	23.20	0.00	690.89
MW-31D	714.09	12/06/2021	ND	23.29	0.00	690.80
MW-31D	714.09	12/13/2021	ND	23.13	0.00	690.96
MW-31D	714.09	12/20/2021	ND	23.54	0.00	690.55
MW-31D	714.09	12/28/2021	ND	23.69	0.00	690.40
MW-31D	714.09	01/04/2022	ND	23.68	0.00	690.41
MW-31D	714.09	01/10/2022	ND	23.89	0.00	690.20
MW-31D	714.09	01/27/2022	ND	23.88	0.00	690.21
MW-31D	714.09	01/31/2022	ND	23.95	0.00	690.14
MW-31D	714.09	02/09/2022	ND	23.93	0.00	690.16
MW-31D	714.09	02/14/2022	ND	23.94	0.00	690.15
MW-31D	714.09	02/24/2022	ND	23.40	0.00	690.69
MW-31D	714.09	02/28/2022	ND	23.98	0.00	690.11
MW-31D	714.09	03/07/2022	ND	23.98	0.00	690.11
MW-31D	714.09	03/14/2022	ND	23.97	0.00	690.12
MW-31D	714.09	03/22/2022	ND	23.92	0.00	690.17
MW-31D	714.09	04/01/2022	ND	23.89	0.00	690.20
MW-31D	714.09	04/11/2022	ND	23.74	0.00	690.35
MW-31D	714.09	04/19/2022	ND	23.87	0.00	690.22
MW-31D	714.09	04/28/2022	ND	23.86	0.00	690.23
MW-31D	714.09	05/04/2022	ND	23.88	0.00	690.21
MW-31D	714.09	05/11/2022	ND	23.81	0.00	690.28
MW-31D	714.09	05/18/2022	ND	23.96	0.00	690.13
MW-31D	714.09	05/25/2022	ND	24.04	0.00	690.05
MW-31D	714.09	06/01/2022	ND	24.04	0.00	690.05
MW-31D	714.09	06/08/2022	ND	24.14	0.00	689.95
MW-31D	714.09	06/13/2022	ND	24.19	0.00	689.90
MW-36DR						
MW-36D	710.81	12/07/2020	ND	24.81	0.00	686.00
MW-36D	710.81	12/21/2020	ND	24.46	0.00	686.35
MW-36D	710.81	12/26/2020	ND	24.49	0.00	686.32
MW-36D	710.81	01/19/2021	ND	24.14	0.00	686.67
MW-36D	710.81	01/25/2021	ND	34.19	0.00	676.62
MW-36D	710.81	02/01/2021	ND	24.21	0.00	686.60
MW-36D	710.81	02/08/2021	ND	24.12	0.00	686.69
MW-36D	710.81	02/16/2021	ND	23.93	0.00	686.88
MW-36D	710.81	02/22/2021	ND	26.35	0.00	684.46
MW-36D	710.81	03/04/2021	ND	23.44	0.00	687.37
MW-36D	710.81	03/08/2021	ND	33.42	0.00	677.39
MW-36D	710.81	03/15/2021	ND	23.40	0.00	687.41
MW-36D	710.81	03/22/2021	ND	23.28	0.00	687.53
MW-36D	710.81	04/01/2021	ND	NM	NM	NM

Table 3
Summary of Monitoring Well Gauging Data

Colonial Pipeline Company
2020-L1-SR2448
Huntersville, North Carolina

Well ID	Top Of Casing Elevation[1]	Date	Depth to Free Product (ft btoc)	Depth to Groundwater (ft btoc)	Free Product Thickness (ft)	Groundwater Elevation[2] (ft btoc)
MW-36D	710.81	04/12/2021	ND	NM	NM	NM
MW-36D	710.81	04/19/2021	ND	NM	NM	NM
MW-36D	710.81	04/29/2021	ND	28.74	0.00	682.07
MW-36D	710.81	05/03/2021	ND	22.34	0.00	688.47
MW-36D	710.81	05/10/2021	ND	23.59	0.00	687.22
MW-36D	710.81	05/18/2021	ND	21.44	0.00	689.37
MW-36D	710.81	05/26/2021	ND	21.52	0.00	689.29
MW-36D	710.81	05/31/2021	ND	21.63	0.00	689.18
MW-36D	710.81	06/07/2021	ND	30.94	0.00	679.87
MW-36D	710.81	06/14/2021	ND	22.73	0.00	688.08
MW-36D	710.81	06/21/2021	ND	22.31	0.00	688.50
MW-36D	710.81	07/01/2021	ND	22.63	0.00	688.18
MW-36D	710.81	07/06/2021	ND	22.72	0.00	688.09
MW-36D	710.81	07/14/2021	ND	23.80	0.00	687.01
MW-36D	710.81	07/28/2021	ND	29.17	0.00	681.64
MW-36D	710.81	08/02/2021	ND	24.32	0.00	686.49
MW-36D	710.81	08/16/2021	ND	26.54	0.00	684.27
MW-36D	710.81	08/26/2021	ND	26.92	0.00	683.89
MW-36D	710.81	08/30/2021	ND	27.15	0.00	683.66
MW-36D	710.81	09/14/2021	ND	27.72	0.00	683.09
MW-36D	710.81	09/23/2021	ND	27.99	0.00	682.82
MW-36D	710.81	10/01/2021	ND	29.37	0.00	681.44
MW-36D	710.81	10/06/2021	ND	28.57	0.00	682.24
MW-36D	710.81	10/12/2021	ND	28.80	0.00	682.01
MW-36D	710.81	10/18/2021	ND	29.08	0.00	681.73
MW-36D	710.81	10/27/2021	ND	29.25	0.00	681.56
MW-36D	710.81	11/01/2021	ND	29.40	0.00	681.41
MW-36D	710.81	11/15/2021	ND	30.03	0.00	680.78
MW-36DR	710.81	11/22/2021	ND	30.20	0.00	680.61
MW-36DR	710.81	11/30/2021	ND	30.46	0.00	680.35
MW-36DR	710.78	12/06/2021	ND	30.72	0.00	680.06
MW-36DR	710.78	12/13/2021	ND	31.00	0.00	679.78
MW-36DR	710.78	12/20/2021	ND	31.15	0.00	679.63
MW-36DR	710.78	12/28/2021	ND	31.05	0.00	679.73
MW-36DR	710.78	01/04/2022	ND	31.45	0.00	679.33
MW-36DR	710.78	01/10/2022	ND	31.98	0.00	678.80
MW-36DR	710.78	01/27/2022	ND	31.65	0.00	679.13
MW-36DR	710.78	01/31/2022	ND	31.58	0.00	679.20
MW-36DR	710.78	02/09/2022	ND	31.91	0.00	678.87
MW-36DR	710.78	02/14/2022	ND	32.18	0.00	678.60
MW-36DR	710.78	02/24/2022	ND	32.17	0.00	678.61
MW-36DR	710.78	02/28/2022	ND	32.45	0.00	678.33
MW-36DR	710.78	03/07/2022	ND	32.64	0.00	678.14
MW-36DR	710.78	03/14/2022	ND	32.52	0.00	678.26
MW-36DR	710.78	03/22/2022	ND	32.81	0.00	677.97

Table 3
Summary of Monitoring Well Gauging Data

Colonial Pipeline Company
2020-L1-SR2448
Huntersville, North Carolina

Well ID	Top Of Casing Elevation[1]	Date	Depth to Free Product (ft btoc)	Depth to Groundwater (ft btoc)	Free Product Thickness (ft)	Groundwater Elevation[2] (ft btoc)
MW-36DR	710.78	04/01/2022	ND	33.60	0.00	677.18
MW-36DR	710.78	04/11/2022	ND	33.17	0.00	677.61
MW-36DR	710.78	04/19/2022	ND	33.11	0.00	677.67
MW-36DR	710.78	04/28/2022	ND	33.07	0.00	677.71
MW-36DR	710.78	05/04/2022	ND	33.25	0.00	677.53
MW-36DR	710.78	05/11/2022	ND	33.37	0.00	677.41
MW-36DR	710.78	05/18/2022	ND	33.45	0.00	677.33
MW-36DR	710.78	05/25/2022	ND	33.52	0.00	677.26
MW-36DR	710.78	06/01/2022	ND	33.67	0.00	677.11
MW-36DR	710.78	06/08/2022	ND	33.79	0.00	676.99
MW-36DR	710.78	06/13/2022	ND	33.92	0.00	676.86
MW-57D						
MW-57D	686.44	12/07/2020	ND	11.25	0.00	675.19
MW-57D	686.44	12/21/2020	ND	10.87	0.00	675.57
MW-57D	686.44	12/26/2020	ND	10.82	0.00	675.62
MW-57D	686.44	01/10/2021	ND	10.56	0.00	675.88
MW-57D	686.44	01/19/2021	ND	10.73	0.00	675.71
MW-57D	686.44	01/25/2021	ND	10.74	0.00	675.70
MW-57D	686.44	02/01/2021	ND	10.17	0.00	676.27
MW-57D	686.44	02/08/2021	ND	10.16	0.00	676.28
MW-57D	686.44	02/16/2021	ND	9.49	0.00	676.95
MW-57D	686.44	02/22/2021	ND	6.39	0.00	680.05
MW-57D	686.44	03/04/2021	ND	9.08	0.00	677.36
MW-57D	686.44	03/08/2021	ND	9.36	0.00	677.08
MW-57D	686.44	03/15/2021	ND	9.39	0.00	677.05
MW-57D	686.44	03/22/2021	ND	8.92	0.00	677.52
MW-57D	686.44	04/01/2021	ND	8.38	0.00	678.06
MW-57D	686.44	04/12/2021	ND	8.58	0.00	677.86
MW-57D	686.44	04/19/2021	ND	8.93	0.00	677.51
MW-57D	686.44	04/29/2021	ND	9.29	0.00	677.15
MW-57D	686.44	05/03/2021	ND	8.98	0.00	677.46
MW-57D	686.44	05/10/2021	ND	9.77	0.00	676.67
MW-57D	686.44	05/18/2021	ND	10.22	0.00	676.22
MW-57D	686.44	05/26/2021	ND	10.72	0.00	675.72
MW-57D	686.44	05/31/2021	ND	11.17	0.00	675.27
MW-57D	686.44	06/07/2021	ND	11.36	0.00	675.08
MW-57D	686.44	06/14/2021	ND	11.22	0.00	675.22
MW-57D	686.44	06/21/2021	ND	11.48	0.00	674.96
MW-57D	686.44	07/01/2021	ND	11.89	0.00	674.55
MW-57D	686.44	07/06/2021	ND	12.51	0.00	673.93
MW-57D	686.44	07/14/2021	ND	12.51	0.00	673.93
MW-57D	686.44	07/28/2021	ND	12.34	0.00	674.10
MW-57D	686.44	08/02/2021	ND	12.67	0.00	673.77
MW-57D	686.44	08/16/2021	ND	13.30	0.00	673.14
MW-57D	686.44	08/26/2021	ND	13.48	0.00	672.96

Table 3
Summary of Monitoring Well Gauging Data

Colonial Pipeline Company
2020-L1-SR2448
Huntersville, North Carolina

Well ID	Top Of Casing Elevation[1]	Date	Depth to Free Product (ft btoc)	Depth to Groundwater (ft btoc)	Free Product Thickness (ft)	Groundwater Elevation[2] (ft btoc)
MW-57D	686.44	08/30/2021	ND	13.65	0.00	672.79
MW-57D	686.44	09/14/2021	ND	14.53	0.00	671.91
MW-57D	686.44	09/23/2021	ND	14.60	0.00	671.84
MW-57D	686.44	10/01/2021	ND	15.10	0.00	671.34
MW-57D	686.44	10/06/2021	ND	15.15	0.00	671.29
MW-57D	686.44	10/12/2021	ND	15.15	0.00	671.29
MW-57D	686.44	10/18/2021	ND	15.48	0.00	670.96
MW-57D	686.44	10/27/2021	ND	15.75	0.00	670.69
MW-57D	686.44	11/01/2021	ND	15.78	0.00	670.66
MW-57D	686.44	11/15/2021	ND	15.85	0.00	670.59
MW-57D	686.44	11/22/2021	ND	15.72	0.00	670.72
MW-57D	686.44	11/30/2021	ND	15.90	0.00	670.54
MW-57D	686.72	12/06/2021	ND	15.91	0.00	670.81
MW-57D	686.72	12/13/2021	ND	16.08	0.00	670.64
MW-57D	686.72	12/20/2021	ND	16.09	0.00	670.63
MW-57D	686.72	12/28/2021	ND	16.04	0.00	670.68
MW-57D	686.72	01/04/2022	ND	15.83	0.00	670.89
MW-57D	686.72	01/10/2022	ND	15.84	0.00	670.88
MW-57D	686.72	01/27/2022	ND	15.57	0.00	671.15
MW-57D	686.72	01/31/2022	ND	15.54	0.00	671.18
MW-57D	686.72	02/09/2022	ND	15.27	0.00	671.45
MW-57D	686.72	02/14/2022	ND	15.45	0.00	671.27
MW-57D	686.72	02/24/2022	ND	15.44	0.00	671.28
MW-57D	686.72	02/28/2022	ND	15.35	0.00	671.37
MW-57D	686.72	03/07/2022	ND	15.38	0.00	671.34
MW-57D	686.72	03/14/2022	ND	14.82	0.00	671.90
MW-57D	686.72	03/22/2022	ND	14.80	0.00	671.92
MW-57D	686.72	04/01/2022	ND	14.78	0.00	671.94
MW-57D	686.72	04/11/2022	NM	NM	NM	NM
MW-57D	686.72	04/19/2022	ND	14.32	0.00	672.40
MW-57D	686.72	04/28/2022	ND	14.81	0.00	671.91
MW-57D	686.72	05/04/2022	ND	15.08	0.00	671.64
MW-57D	686.72	05/11/2022	ND	15.51	0.00	671.21
MW-57D	686.72	05/18/2022	ND	15.40	0.00	671.32
MW-57D	686.72	05/25/2022	ND	16.25	0.00	670.47
MW-57D	686.72	06/01/2022	ND	16.45	0.00	670.27
MW-57D	686.72	06/08/2022	ND	16.82	0.00	669.90
MW-57D	686.72	06/13/2022	ND	17.19	0.00	669.53
MW-59D						
MW-59D	720.98	12/07/2020	ND	60.12	0.00	660.86
MW-59D	720.98	12/21/2020	ND	35.43	0.00	685.55
MW-59D	720.98	12/26/2020	ND	34.71	0.00	686.27
MW-59D	720.98	01/10/2021	ND	38.82	0.00	682.16
MW-59D	720.98	01/19/2021	ND	34.70	0.00	686.28
MW-59D	720.98	01/25/2021	ND	34.36	0.00	686.62

Table 3
Summary of Monitoring Well Gauging Data

Colonial Pipeline Company
2020-L1-SR2448
Huntersville, North Carolina

Well ID	Top Of Casing Elevation[1]	Date	Depth to Free Product (ft btoc)	Depth to Groundwater (ft btoc)	Free Product Thickness (ft)	Groundwater Elevation[2] (ft btoc)
MW-59D	720.98	02/01/2021	ND	34.04	0.00	686.94
MW-59D	720.98	02/08/2021	ND	33.93	0.00	687.05
MW-59D	720.98	02/16/2021	ND	36.06	0.00	684.92
MW-59D	720.98	02/22/2021	ND	33.99	0.00	686.99
MW-59D	720.98	03/04/2021	ND	33.47	0.00	687.51
MW-59D	720.98	03/08/2021	ND	33.46	0.00	687.52
MW-59D	720.98	03/15/2021	ND	34.11	0.00	686.87
MW-59D	720.98	03/22/2021	ND	33.37	0.00	687.61
MW-59D	720.98	04/01/2021	ND	25.85	0.00	695.13
MW-59D	720.98	04/12/2021	ND	65.32	0.00	655.66
MW-59D	720.98	04/19/2021	ND	62.76	0.00	658.22
MW-59D	720.98	04/29/2021	ND	60.18	0.00	660.80
MW-59D	720.98	05/03/2021	ND	59.44	0.00	661.54
MW-59D	720.98	05/10/2021	ND	139.60	0.00	581.38
MW-59D	720.98	05/18/2021	ND	133.57	0.00	587.41
MW-59D	720.98	05/26/2021	ND	128.87	0.00	592.11
MW-59D	720.98	05/31/2021	ND	126.88	0.00	594.10
MW-59D	720.98	06/07/2021	ND	148.30	0.00	572.68
MW-59D	720.98	06/14/2021	ND	146.09	0.00	574.89
MW-59D	720.98	06/21/2021	ND	144.16	0.00	576.82
MW-59D	720.98	07/01/2021	ND	141.79	0.00	579.19
MW-59D	720.98	07/06/2021	ND	140.70	0.00	580.28
MW-59D	720.98	07/14/2021	ND	NM	NM	NM
MW-59D	720.98	07/28/2021	ND	159.10	0.00	561.88
MW-59D	720.98	08/02/2021	ND	158.88	0.00	562.10
MW-59D	720.98	08/16/2021	ND	158.34	0.00	562.64
MW-59D	720.98	08/26/2021	ND	158.03	0.00	562.95
MW-59D	720.98	08/30/2021	ND	157.89	0.00	563.09
MW-59D	720.98	09/14/2021	ND	157.51	0.00	563.47
MW-59D	720.98	09/23/2021	NM	NM	NM	NM
MW-59D	720.98	10/01/2021	ND	157.17	0.00	563.81
MW-59D	720.98	10/06/2021	ND	157.02	0.00	563.96
MW-59D	720.98	10/12/2021	ND	156.94	0.00	564.04
MW-59D	720.98	10/18/2021	ND	156.69	0.00	564.29
MW-59D	720.98	10/27/2021	ND	156.50	0.00	564.48
MW-59D	720.98	11/01/2021	ND	156.40	0.00	564.58
MW-59D	720.98	11/15/2021	ND	156.98	0.00	564.00
MW-59D	720.98	11/22/2021	ND	155.82	0.00	565.16
MW-59D	720.98	11/30/2021	ND	155.64	0.00	565.34
MW-59D	720.98	12/06/2021	ND	155.45	0.00	565.53
MW-59D	720.98	12/13/2021	ND	155.53	0.00	565.45
MW-59D	720.98	12/20/2021	ND	155.15	0.00	565.83
MW-59D	720.98	12/28/2021	ND	154.92	0.00	566.06
MW-59D	720.98	01/04/2022	ND	154.80	0.00	566.18
MW-59D	720.98	01/10/2022	ND	154.68	0.00	566.30

Table 3
Summary of Monitoring Well Gauging Data

Colonial Pipeline Company
2020-L1-SR2448
Huntersville, North Carolina

Well ID	Top Of Casing Elevation[1]	Date	Depth to Free Product (ft btoc)	Depth to Groundwater (ft btoc)	Free Product Thickness (ft)	Groundwater Elevation[2] (ft btoc)
MW-59D	720.98	01/27/2022	ND	154.29	0.00	566.69
MW-59D	720.98	01/31/2022	ND	154.23	0.00	566.75
MW-59D	720.98	02/09/2022	ND	154.00	0.00	566.98
MW-59D	720.98	02/14/2022	ND	153.94	0.00	567.04
MW-59D	720.98	02/24/2022	ND	153.69	0.00	567.29
MW-59D	720.98	02/28/2022	ND	153.63	0.00	567.35
MW-59D	720.98	03/07/2022	ND	153.52	0.00	567.46
MW-59D	720.98	03/14/2022	ND	153.39	0.00	567.59
MW-59D	720.98	03/22/2022	ND	153.21	0.00	567.77
MW-59D	720.98	04/01/2022	ND	152.78	0.00	568.20
MW-59D	720.98	04/11/2022	ND	38.05	0.00	682.93
MW-59D	720.98	04/19/2022	ND	152.03	0.00	568.95
MW-59D	720.98	04/28/2022	ND	151.63	0.00	569.35
MW-59D	720.98	05/04/2022	ND	151.67	0.00	569.31
MW-59D	720.98	05/11/2022	ND	151.34	0.00	569.64
MW-59D	720.98	05/18/2022	ND	151.20	0.00	569.78
MW-59D	720.98	05/25/2022	ND	150.74	0.00	570.24
MW-59D	720.98	06/01/2022	ND	150.42	0.00	570.56
MW-59D	720.98	06/08/2022	ND	150.07	0.00	570.91
MW-59D	720.98	06/13/2022	ND	149.87	0.00	571.11
MW-61D						
MW-61D	745.40	11/23/2020	ND	NM	NM	NM
MW-61D	745.40	12/07/2020	ND	53.30	0.00	692.10
MW-61D	745.40	12/21/2020	ND	53.50	0.00	691.90
MW-61D	745.40	12/26/2020	ND	53.56	0.00	691.84
MW-61D	745.40	01/10/2021	ND	53.83	0.00	691.57
MW-61D	745.50	01/19/2021	ND	53.94	0.00	691.56
MW-61D	745.50	01/25/2021	ND	53.88	0.00	691.62
MW-61D	745.50	02/01/2021	ND	53.86	0.00	691.64
MW-61D	745.50	02/08/2021	ND	54.21	0.00	691.29
MW-61D	745.50	02/16/2021	ND	53.91	0.00	691.59
MW-61D	745.50	02/22/2021	ND	53.82	0.00	691.68
MW-61D	745.50	03/04/2021	ND	53.82	0.00	691.68
MW-61D	745.50	03/08/2021	ND	53.92	0.00	691.58
MW-61D	745.50	03/15/2021	ND	54.05	0.00	691.45
MW-61D	745.50	03/22/2021	ND	53.98	0.00	691.52
MW-61D	745.50	04/01/2021	ND	54.15	0.00	691.35
MW-61D	745.50	04/12/2021	ND	54.27	0.00	691.23
MW-61D	745.50	04/19/2021	ND	54.32	0.00	691.18
MW-61D	745.50	04/29/2021	ND	54.12	0.00	691.38
MW-61D	745.50	05/03/2021	ND	54.20	0.00	691.30
MW-61D	745.50	05/10/2021	ND	55.32	0.00	690.18
MW-61D	745.50	05/18/2021	ND	54.31	0.00	691.19
MW-61D	745.50	05/26/2021	ND	54.14	0.00	691.36
MW-61D	745.50	05/31/2021	ND	54.34	0.00	691.16

Table 3
Summary of Monitoring Well Gauging Data

Colonial Pipeline Company
2020-L1-SR2448
Huntersville, North Carolina

Well ID	Top Of Casing Elevation[1]	Date	Depth to Free Product (ft btoc)	Depth to Groundwater (ft btoc)	Free Product Thickness (ft)	Groundwater Elevation[2] (ft btoc)
MW-61D	745.50	06/07/2021	ND	54.37	0.00	691.13
MW-61D	745.50	06/14/2021	ND	54.15	0.00	691.35
MW-61D	745.50	06/21/2021	ND	54.43	0.00	691.07
MW-61D	745.50	07/01/2021	ND	54.45	0.00	691.05
MW-61D	745.50	07/06/2021	ND	54.68	0.00	690.82
MW-61D	745.50	07/14/2021	ND	54.61	0.00	690.89
MW-61D	745.50	07/28/2021	ND	54.93	0.00	690.57
MW-61D	745.50	08/02/2021	ND	55.16	0.00	690.34
MW-61D	745.50	08/16/2021	ND	55.30	0.00	690.20
MW-61D	745.50	08/26/2021	ND	55.38	0.00	690.12
MW-61D	745.50	08/30/2021	ND	56.43	0.00	689.07
MW-61D	745.50	09/14/2021	ND	56.09	0.00	689.41
MW-61D	745.50	09/23/2021	ND	55.99	0.00	689.51
MW-61D	745.50	10/01/2021	ND	56.06	0.00	689.44
MW-61D	745.50	10/06/2021	ND	56.62	0.00	688.88
MW-61D	745.50	10/12/2021	ND	56.61	0.00	688.89
MW-61D	745.50	10/18/2021	ND	56.80	0.00	688.70
MW-61D	745.50	10/27/2021	ND	56.71	0.00	688.79
MW-61D	745.50	11/01/2021	ND	56.97	0.00	688.53
MW-61D	745.50	11/15/2021	ND	57.50	0.00	688.00
MW-61D	745.50	11/22/2021	ND	57.69	0.00	687.81
MW-61D	745.40	11/30/2021	ND	57.74	0.00	687.66
MW-61D	745.40	12/06/2021	ND	57.96	0.00	687.44
MW-61D	745.40	12/13/2021	ND	58.19	0.00	687.21
MW-61D	745.40	12/20/2021	ND	58.33	0.00	687.07
MW-61D	745.40	12/28/2021	ND	58.19	0.00	687.21
MW-61D	745.40	01/04/2022	ND	58.80	0.00	686.60
MW-61D	745.40	01/10/2022	ND	58.70	0.00	686.70
MW-61D	745.40	01/27/2022	ND	58.71	0.00	686.69
MW-61D	745.40	01/31/2022	ND	59.01	0.00	686.39
MW-61D	745.40	02/09/2022	ND	59.37	0.00	686.03
MW-61D	745.40	02/14/2022	ND	59.44	0.00	685.96
MW-61D	745.40	02/24/2022	ND	59.42	0.00	685.98
MW-61D	745.40	02/28/2022	ND	59.66	0.00	685.74
MW-61D	745.40	03/07/2022	ND	59.87	0.00	685.53
MW-61D	745.40	03/14/2022	ND	59.83	0.00	685.57
MW-61D	745.40	03/22/2022	ND	60.00	0.00	685.40
MW-61D	745.40	04/01/2022	ND	59.84	0.00	685.56
MW-61D	745.40	04/11/2022	ND	60.09	0.00	685.31
MW-61D	745.40	04/19/2022	ND	60.26	0.00	685.14
MW-61D	745.40	04/28/2022	ND	60.14	0.00	685.26
MW-61D	745.40	05/04/2022	ND	60.44	0.00	684.96
MW-61D	745.40	05/11/2022	ND	60.50	0.00	684.90
MW-61D	745.40	05/18/2022	ND	60.15	0.00	685.25
MW-61D	745.40	05/25/2022	ND	60.40	0.00	685.00

Table 3
Summary of Monitoring Well Gauging Data

Colonial Pipeline Company
2020-L1-SR2448
Huntersville, North Carolina

Well ID	Top Of Casing Elevation[1]	Date	Depth to Free Product (ft btoc)	Depth to Groundwater (ft btoc)	Free Product Thickness (ft)	Groundwater Elevation[2] (ft btoc)
MW-61D	745.40	06/01/2022	ND	60.73	0.00	684.67
MW-61D	745.40	06/08/2022	ND	60.80	0.00	684.60
MW-61D	745.40	06/13/2022	ND	60.89	0.00	684.51
MW-62D						
MW-62D	729.92	01/19/2021	ND	54.22	0.00	675.70
MW-62D	729.92	12/07/2020	ND	54.99	0.00	674.93
MW-62D	729.92	12/21/2020	ND	54.05	0.00	675.87
MW-62D	729.92	12/26/2020	ND	54.19	0.00	675.73
MW-62D	729.92	01/10/2021	ND	54.07	0.00	675.85
MW-62D	729.92	01/25/2021	ND	54.00	0.00	675.92
MW-62D	729.92	02/01/2021	ND	54.15	0.00	675.77
MW-62D	729.92	02/08/2021	ND	53.62	0.00	676.30
MW-62D	729.92	02/16/2021	ND	53.76	0.00	676.16
MW-62D	729.92	02/22/2021	ND	53.38	0.00	676.54
MW-62D	729.92	03/04/2021	ND	53.03	0.00	676.89
MW-62D	729.92	03/08/2021	ND	53.60	0.00	676.32
MW-62D	729.92	03/15/2021	ND	53.87	0.00	676.05
MW-62D	729.92	03/22/2021	ND	53.46	0.00	676.46
MW-62D	729.92	04/01/2021	ND	52.96	0.00	676.96
MW-62D	729.92	04/12/2021	ND	53.23	0.00	676.69
MW-62D	729.92	04/19/2021	ND	53.97	0.00	675.95
MW-62D	729.92	04/29/2021	ND	53.90	0.00	676.02
MW-62D	729.92	05/03/2021	ND	53.84	0.00	676.08
MW-62D	729.92	05/10/2021	ND	54.40	0.00	675.52
MW-62D	729.92	05/18/2021	ND	53.51	0.00	676.41
MW-62D	729.92	05/26/2021	ND	54.40	0.00	675.52
MW-62D	729.92	05/31/2021	ND	54.91	0.00	675.01
MW-62D	729.92	06/07/2021	ND	54.91	0.00	675.01
MW-62D	729.92	06/14/2021	ND	55.10	0.00	674.82
MW-62D	729.92	06/21/2021	ND	54.51	0.00	675.41
MW-62D	729.92	07/01/2021	ND	54.61	0.00	675.31
MW-62D	729.92	07/06/2021	ND	55.07	0.00	674.85
MW-62D	729.92	07/14/2021	ND	55.17	0.00	674.75
MW-62D	729.92	07/28/2021	ND	55.50	0.00	674.42
MW-62D	729.92	08/02/2021	ND	55.43	0.00	674.49
MW-62D	729.92	08/16/2021	ND	55.92	0.00	674.00
MW-62D	729.92	08/26/2021	ND	55.83	0.00	674.09
MW-62D	729.92	08/30/2021	ND	56.36	0.00	673.56
MW-62D	729.92	09/14/2021	ND	56.26	0.00	673.66
MW-62D	729.92	09/23/2021	ND	56.42	0.00	673.50
MW-62D	729.92	10/01/2021	ND	37.31	0.00	692.61
MW-62D	729.92	10/06/2021	ND	57.29	0.00	672.63
MW-62D	729.92	10/12/2021	ND	59.48	0.00	670.44
MW-62D	729.92	10/18/2021	ND	58.05	0.00	671.87
MW-62D	729.92	10/27/2021	ND	57.16	0.00	672.76

Table 3
Summary of Monitoring Well Gauging Data

Colonial Pipeline Company
2020-L1-SR2448
Huntersville, North Carolina

Well ID	Top Of Casing Elevation[1]	Date	Depth to Free Product (ft btoc)	Depth to Groundwater (ft btoc)	Free Product Thickness (ft)	Groundwater Elevation[2] (ft btoc)
MW-62D	729.92	11/01/2021	ND	57.08	0.00	672.84
MW-62D	729.92	11/15/2021	ND	57.52	0.00	672.40
MW-62D	729.92	11/22/2021	ND	57.24	0.00	672.68
MW-62D	729.92	11/30/2021	ND	57.58	0.00	672.34
MW-62D	729.92	12/06/2021	ND	57.75	0.00	672.17
MW-62D	729.92	12/13/2021	ND	57.66	0.00	672.26
MW-62D	729.92	12/20/2021	ND	57.10	0.00	672.82
MW-62D	729.93	12/28/2021	ND	57.50	0.00	672.43
MW-62D	729.93	01/04/2022	ND	57.88	0.00	672.05
MW-62D	729.93	01/10/2022	ND	57.42	0.00	672.51
MW-62D	729.93	01/27/2022	ND	57.12	0.00	672.81
MW-62D	729.93	01/31/2022	ND	57.75	0.00	672.18
MW-62D	729.93	02/09/2022	ND	57.47	0.00	672.46
MW-62D	729.93	02/14/2022	ND	57.52	0.00	672.41
MW-62D	729.93	02/24/2022	ND	57.18	0.00	672.75
MW-62D	729.93	02/28/2022	ND	57.24	0.00	672.69
MW-62D	729.93	03/07/2022	ND	57.07	0.00	672.86
MW-62D	729.93	03/14/2022	ND	56.77	0.00	673.16
MW-62D	729.93	03/22/2022	ND	56.65	0.00	673.28
MW-62D	729.93	04/01/2022	ND	56.49	0.00	673.44
MW-62D	729.93	04/11/2022	ND	56.21	0.00	673.72
MW-62D	729.93	04/19/2022	ND	56.80	0.00	673.13
MW-62D	729.93	04/28/2022	ND	56.28	0.00	673.65
MW-62D	729.93	05/04/2022	ND	56.93	0.00	673.00
MW-62D	729.93	05/11/2022	ND	57.02	0.00	672.91
MW-62D	729.94	05/18/2022	ND	57.00	0.00	672.94
MW-62D	729.94	05/25/2022	ND	57.27	0.00	672.67
MW-62D	729.94	06/01/2022	ND	57.46	0.00	672.48
MW-62D	729.94	06/08/2022	ND	57.86	0.00	672.08
MW-62D	729.94	06/13/2022	ND	58.10	0.00	671.84
MW-65D						
MW-65D	714.15	12/26/2020	ND	23.15	0.00	691.00
MW-65D	714.15	01/10/2021	ND	22.93	0.00	691.22
MW-65D	714.15	01/19/2021	ND	22.95	0.00	691.20
MW-65D	714.15	02/01/2021	ND	22.76	0.00	691.39
MW-65D	714.15	02/08/2021	ND	22.89	0.00	691.26
MW-65D	714.15	02/16/2021	ND	22.62	0.00	691.53
MW-65D	714.15	02/22/2021	ND	22.53	0.00	691.62
MW-65D	714.15	03/04/2021	ND	22.31	0.00	691.84
MW-65D	714.15	03/08/2021	ND	22.38	0.00	691.77
MW-65D	714.15	03/15/2021	ND	22.22	0.00	691.93
MW-65D	714.15	03/22/2021	ND	22.12	0.00	692.03
MW-65D	714.15	04/01/2021	ND	21.79	0.00	692.36
MW-65D	714.15	04/12/2021	ND	21.78	0.00	692.37
MW-65D	714.15	04/19/2021	ND	21.75	0.00	692.40

Table 3
Summary of Monitoring Well Gauging Data

Colonial Pipeline Company
2020-L1-SR2448
Huntersville, North Carolina

Well ID	Top Of Casing Elevation[1]	Date	Depth to Free Product (ft btoc)	Depth to Groundwater (ft btoc)	Free Product Thickness (ft)	Groundwater Elevation[2] (ft btoc)
MW-65D	714.15	04/29/2021	ND	21.78	0.00	692.37
MW-65D	714.15	05/03/2021	ND	21.79	0.00	692.36
MW-65D	714.15	05/10/2021	ND	21.94	0.00	692.21
MW-65D	714.15	05/18/2021	ND	22.14	0.00	692.01
MW-65D	714.15	05/26/2021	ND	22.23	0.00	691.92
MW-65D	714.15	05/31/2021	ND	22.43	0.00	691.72
MW-65D	714.15	06/07/2021	ND	22.51	0.00	691.64
MW-65D	714.15	06/14/2021	ND	22.57	0.00	691.58
MW-65D	714.15	06/21/2021	ND	22.72	0.00	691.43
MW-65D	714.15	07/01/2021	ND	22.86	0.00	691.29
MW-65D	714.15	07/06/2021	ND	23.05	0.00	691.10
MW-65D	714.15	07/14/2021	ND	23.23	0.00	690.92
MW-65D	714.15	07/28/2021	ND	23.31	0.00	690.84
MW-65D	714.15	08/02/2021	ND	23.48	0.00	690.67
MW-65D	714.15	08/16/2021	ND	23.73	0.00	690.42
MW-65D	714.15	08/26/2021	ND	23.92	0.00	690.23
MW-65D	714.15	08/30/2021	ND	23.98	0.00	690.17
MW-65D	714.15	09/14/2021	ND	24.33	0.00	689.82
MW-65D	714.15	09/23/2021	ND	24.55	0.00	689.60
MW-65D	714.15	10/01/2021	ND	24.68	0.00	689.47
MW-65D	714.15	10/06/2021	ND	23.91	0.00	690.24
MW-65D	714.15	10/12/2021	ND	25.87	0.00	688.28
MW-65D	714.15	10/18/2021	ND	25.06	0.00	689.09
MW-65D	714.15	10/27/2021	ND	25.23	0.00	688.92
MW-65D	714.15	11/01/2021	ND	25.41	0.00	688.74
MW-65D	714.15	11/15/2021	ND	25.63	0.00	688.52
MW-65D	714.15	11/22/2021	ND	25.83	0.00	688.32
MW-65D	714.15	11/30/2021	ND	25.91	0.00	688.24
MW-65D	714.42	12/06/2021	ND	26.06	0.00	688.36
MW-65D	714.42	12/13/2021	ND	26.28	0.00	688.14
MW-65D	714.42	12/20/2021	ND	26.32	0.00	688.10
MW-65D	714.42	12/28/2021	ND	26.40	0.00	688.02
MW-65D	714.42	01/04/2022	ND	26.54	0.00	687.88
MW-65D	714.42	01/10/2022	ND	26.63	0.00	687.79
MW-65D	714.42	01/27/2022	ND	23.79	0.00	690.63
MW-65D	714.42	01/31/2022	ND	26.85	0.00	687.57
MW-65D	714.42	02/09/2022	ND	26.86	0.00	687.56
MW-65D	714.42	02/14/2022	ND	26.97	0.00	687.45
MW-65D	714.42	02/24/2022	ND	27.10	0.00	687.32
MW-65D	714.42	02/28/2022	ND	27.11	0.00	687.31
MW-65D	714.42	03/07/2022	ND	27.18	0.00	687.24
MW-65D	714.42	03/14/2022	ND	27.13	0.00	687.29
MW-65D	714.42	03/22/2022	ND	27.05	0.00	687.37
MW-65D	714.42	04/02/2022	ND	27.22	0.00	687.20
MW-65D	714.42	04/11/2022	ND	27.28	0.00	687.14

Table 3
Summary of Monitoring Well Gauging Data

Colonial Pipeline Company
2020-L1-SR2448
Huntersville, North Carolina

Well ID	Top Of Casing Elevation[1]	Date	Depth to Free Product (ft btoc)	Depth to Groundwater (ft btoc)	Free Product Thickness (ft)	Groundwater Elevation[2] (ft btoc)
MW-65D	714.42	04/19/2022	ND	27.22	0.00	687.20
MW-65D	714.42	04/28/2022	ND	27.31	0.00	687.11
MW-65D	714.42	05/04/2022	ND	27.38	0.00	687.04
MW-65D	714.42	05/11/2022	ND	27.44	0.00	686.98
MW-65D	714.42	05/18/2022	ND	27.54	0.00	686.88
MW-65D	714.42	05/25/2022	ND	27.59	0.00	686.83
MW-65D	714.42	06/01/2022	ND	27.72	0.00	686.70
MW-65D	714.42	06/08/2022	ND	27.74	0.00	686.68
MW-65D	714.42	06/13/2022	ND	27.87	0.00	686.55
MW-79D						
MW-79D	720.52	03/04/2021	ND	85.61	0.00	634.91
MW-79D	720.52	03/08/2021	ND	42.71	0.00	677.81
MW-79D	720.52	03/15/2021	ND	44.79	0.00	675.73
MW-79D	720.52	03/22/2021	ND	44.53	0.00	675.99
MW-79D	721.56	04/01/2021	ND	40.69	0.00	680.87
MW-79D	721.56	04/12/2021	ND	41.05	0.00	680.51
MW-79D	721.56	04/19/2021	ND	41.85	0.00	679.71
MW-79D	721.56	04/29/2021	ND	41.85	0.00	679.71
MW-79D	721.56	05/03/2021	ND	41.76	0.00	679.80
MW-79D	717.32	05/10/2021	ND	41.31	0.00	676.01
MW-79D	717.32	05/18/2021	ND	41.47	0.00	675.85
MW-79D	717.32	05/26/2021	ND	42.37	0.00	674.95
MW-79D	717.32	05/31/2021	ND	42.88	0.00	674.44
MW-79D	717.32	06/07/2021	ND	42.88	0.00	674.44
MW-79D	717.32	06/14/2021	ND	43.04	0.00	674.28
MW-79D	717.32	06/21/2021	ND	42.46	0.00	674.86
MW-79D	717.32	07/01/2021	ND	42.60	0.00	674.72
MW-79D	717.32	07/06/2021	ND	43.02	0.00	674.30
MW-79D	717.32	07/14/2021	ND	43.17	0.00	674.15
MW-79D	717.32	07/28/2021	ND	43.44	0.00	673.88
MW-79D	717.32	08/02/2021	ND	43.38	0.00	673.94
MW-79D	717.32	08/16/2021	ND	43.92	0.00	673.40
MW-79D	717.32	08/26/2021	ND	43.69	0.00	673.63
MW-79D	717.32	08/30/2021	ND	44.44	0.00	672.88
MW-79D	717.32	09/14/2021	ND	44.29	0.00	673.03
MW-79D	717.32	09/23/2021	ND	44.28	0.00	673.04
MW-79D	717.32	10/01/2021	ND	45.26	0.00	672.06
MW-79D	717.32	10/06/2021	ND	45.34	0.00	671.98
MW-79D	717.32	10/12/2021	ND	47.16	0.00	670.16
MW-79D	717.32	10/18/2021	ND	45.97	0.00	671.35
MW-79D	717.32	10/27/2021	ND	45.10	0.00	672.22
MW-79D	717.32	11/01/2021	ND	44.99	0.00	672.33
MW-79D	717.32	11/15/2021	ND	45.50	0.00	671.82
MW-79D	717.32	11/22/2021	ND	45.32	0.00	672.00
MW-79D	717.32	11/30/2021	ND	45.34	0.00	671.98

Table 3
Summary of Monitoring Well Gauging Data

Colonial Pipeline Company
2020-L1-SR2448
Huntersville, North Carolina

Well ID	Top Of Casing Elevation[1]	Date	Depth to Free Product (ft btoc)	Depth to Groundwater (ft btoc)	Free Product Thickness (ft)	Groundwater Elevation[2] (ft btoc)
MW-79D	717.51	12/06/2021	ND	45.70	0.00	671.81
MW-79D	717.51	12/13/2021	ND	45.56	0.00	671.95
MW-79D	717.51	12/20/2021	ND	45.00	0.00	672.51
MW-79D	717.51	12/28/2021	ND	45.34	0.00	672.17
MW-79D	717.51	01/04/2022	ND	45.78	0.00	671.73
MW-79D	717.51	01/10/2022	ND	45.95	0.00	671.56
MW-79D	717.51	01/27/2022	ND	44.98	0.00	672.53
MW-79D	717.51	01/31/2022	ND	45.67	0.00	671.84
MW-79D	717.51	02/09/2022	ND	45.31	0.00	672.20
MW-79D	717.51	02/14/2022	ND	45.38	0.00	672.13
MW-79D	717.51	02/24/2022	ND	44.96	0.00	672.55
MW-79D	717.51	02/28/2022	ND	45.13	0.00	672.38
MW-79D	717.51	03/07/2022	ND	44.98	0.00	672.53
MW-79D	717.51	03/14/2022	ND	44.67	0.00	672.84
MW-79D	717.51	03/22/2022	ND	44.55	0.00	672.96
MW-79D	717.51	04/01/2022	ND	44.41	0.00	673.10
MW-79D	717.51	04/11/2022	ND	44.08	0.00	673.43
MW-79D	717.51	04/19/2022	ND	44.80	0.00	672.71
MW-79D	717.51	04/28/2022	ND	41.10	0.00	676.41
MW-79D	717.51	05/04/2022	ND	44.81	0.00	672.70
MW-79D	717.51	05/11/2022	ND	44.90	0.00	672.61
MW-79D	717.51	05/18/2022	ND	44.84	0.00	672.67
MW-79D	717.51	05/25/2022	ND	45.20	0.00	672.31
MW-79D	717.51	06/01/2022	ND	45.27	0.00	672.24
MW-79D	717.51	06/08/2022	ND	45.82	0.00	671.69
MW-79D	717.51	06/13/2022	ND	45.99	0.00	671.52
MW-81D						
MW-81D	720.45	06/21/2021	ND	45.24	0.00	675.21
MW-81D	720.45	07/01/2021	ND	45.38	0.00	675.07
MW-81D	720.45	07/06/2021	ND	45.87	0.00	674.58
MW-81D	720.45	07/14/2021	ND	45.97	0.00	674.48
MW-81D	720.45	07/28/2021	ND	46.16	0.00	674.29
MW-81D	720.45	08/02/2021	ND	46.24	0.00	674.21
MW-81D	720.45	08/16/2021	ND	46.74	0.00	673.71
MW-81D	720.45	08/26/2021	ND	46.60	0.00	673.85
MW-81D	720.45	08/30/2021	ND	47.30	0.00	673.15
MW-81D	720.45	09/14/2021	ND	47.07	0.00	673.38
MW-81D	720.45	09/23/2021	ND	47.20	0.00	673.25
MW-81D	720.45	10/01/2021	ND	47.33	0.00	673.12
MW-81D	720.45	10/06/2021	ND	48.09	0.00	672.36
MW-81D	720.45	10/12/2021	ND	49.47	0.00	670.98
MW-81D	720.45	10/18/2021	ND	48.76	0.00	671.69
MW-81D	720.45	10/27/2021	ND	48.18	0.00	672.27
MW-81D	720.45	11/01/2021	ND	47.86	0.00	672.59
MW-81D	720.45	11/15/2021	ND	48.32	0.00	672.13

Table 3
Summary of Monitoring Well Gauging Data

Colonial Pipeline Company
2020-L1-SR2448
Huntersville, North Carolina

Well ID	Top Of Casing Elevation[1]	Date	Depth to Free Product (ft btoc)	Depth to Groundwater (ft btoc)	Free Product Thickness (ft)	Groundwater Elevation[2] (ft btoc)
MW-81D	720.45	11/22/2021	ND	48.20	0.00	672.25
MW-81D	720.45	11/30/2021	ND	48.24	0.00	672.21
MW-81D	720.45	12/06/2021	ND	48.55	0.00	671.90
MW-81D	720.45	12/13/2021	ND	48.23	0.00	672.22
MW-81D	720.45	12/20/2021	ND	48.03	0.00	672.42
MW-81D	720.45	12/28/2021	ND	48.43	0.00	672.02
MW-81D	720.45	01/04/2022	ND	48.54	0.00	671.91
MW-81D	720.45	01/10/2022	ND	49.03	0.00	671.42
MW-81D	720.45	01/27/2022	ND	47.82	0.00	672.63
MW-81D	720.45	01/31/2022	ND	48.50	0.00	671.95
MW-81D	720.45	02/09/2022	ND	48.18	0.00	672.27
MW-81D	720.45	02/14/2022	ND	48.25	0.00	672.20
MW-81D	720.45	02/24/2022	ND	47.98	0.00	672.47
MW-81D	720.45	02/28/2022	ND	47.98	0.00	672.47
MW-81D	720.45	03/07/2022	ND	47.95	0.00	672.50
MW-81D	720.45	03/14/2022	ND	47.37	0.00	673.08
MW-81D	720.45	03/22/2022	ND	47.36	0.00	673.09
MW-81D	720.45	04/01/2022	ND	47.22	0.00	673.23
MW-81D	720.45	04/11/2022	ND	47.25	0.00	673.20
MW-81D	720.45	04/19/2022	ND	47.45	0.00	673.00
MW-81D	720.45	04/28/2022	ND	47.11	0.00	673.34
MW-81D	720.45	05/04/2022	ND	47.66	0.00	672.79
MW-81D	720.45	05/11/2022	ND	47.42	0.00	673.03
MW-81D	720.45	05/18/2022	ND	47.71	0.00	672.74
MW-81D	720.45	05/25/2022	ND	47.97	0.00	672.48
MW-81D	720.45	06/01/2022	ND	48.94	0.00	671.51
MW-81D	720.45	06/08/2022	ND	48.65	0.00	671.80
MW-81D	720.45	06/13/2022	ND	48.86	0.00	671.59
MW-89D						
MW-89D	731.52	08/30/2021	ND	47.35	0.00	684.17
MW-89D	731.52	09/14/2021	ND	49.07	0.00	682.45
MW-89D	731.52	09/23/2021	ND	49.29	0.00	682.23
MW-89D	731.52	10/01/2021	ND	49.51	0.00	682.01
MW-89D	731.52	10/06/2021	ND	49.50	0.00	682.02
MW-89D	731.52	10/12/2021	ND	49.65	0.00	681.87
MW-89D	731.52	10/18/2021	ND	49.86	0.00	681.66
MW-89D	731.52	10/27/2021	ND	50.03	0.00	681.49
MW-89D	731.52	11/01/2021	ND	49.70	0.00	681.82
MW-89D	731.52	11/15/2021	ND	14.78	0.00	716.74
MW-89D	731.52	11/22/2021	ND	103.03	0.00	628.49
MW-89D	731.52	11/30/2021	ND	102.92	0.00	628.60
MW-89D	734.72	12/06/2021	ND	106.68	0.00	628.04
MW-89D	734.72	12/13/2021	ND	106.10	0.00	628.62
MW-89D	734.72	12/20/2021	ND	106.52	0.00	628.20
MW-89D	734.72	12/28/2021	ND	106.43	0.00	628.29

Table 3
Summary of Monitoring Well Gauging Data

Colonial Pipeline Company
2020-L1-SR2448
Huntersville, North Carolina

Well ID	Top Of Casing Elevation[1]	Date	Depth to Free Product (ft btoc)	Depth to Groundwater (ft btoc)	Free Product Thickness (ft)	Groundwater Elevation[2] (ft btoc)
MW-89D	734.72	01/04/2022	ND	106.41	0.00	628.31
MW-89D	734.72	01/10/2022	ND	109.75	0.00	624.97
MW-89D	734.72	01/27/2022	ND	109.88	0.00	624.84
MW-89D	734.72	01/31/2022	ND	109.59	0.00	625.13
MW-89D	734.72	02/09/2022	ND	110.95	0.00	623.77
MW-89D	734.72	02/14/2022	ND	110.92	0.00	623.80
MW-89D	734.72	02/24/2022	ND	110.87	0.00	623.85
MW-89D	734.72	02/28/2022	ND	110.84	0.00	623.88
MW-89D	734.72	03/07/2022	ND	112.20	0.00	622.52
MW-89D	734.72	03/14/2022	ND	112.11	0.00	622.61
MW-89D	734.72	03/22/2022	ND	112.06	0.00	622.66
MW-89D	734.72	04/01/2022	ND	112.01	0.00	622.71
MW-89D	734.72	04/11/2022	ND	112.55	0.00	622.17
MW-89D	734.72	04/19/2022	ND	112.38	0.00	622.34
MW-89D	734.72	04/28/2022	ND	112.31	0.00	622.41
MW-89D	734.72	05/04/2022	ND	112.28	0.00	622.44
MW-89D	734.72	05/11/2022	ND	112.60	0.00	622.12
MW-89D	734.72	05/18/2022	NM	NM	NM	NM
MW-89D	734.72	05/25/2022	ND	112.39	0.00	622.33
MW-89D	734.72	06/01/2022	ND	112.37	0.00	622.35
MW-89D	734.72	06/08/2022	ND	112.33	0.00	622.39
MW-89D	734.72	06/13/2022	ND	112.33	0.00	622.39
MW-90D						
MW-90D	730.09	05/26/2021	35.13	45.41	10.28	692.21
MW-90D	730.09	05/31/2021	ARP	ARP	ARP	ARP
MW-90D	730.09	06/07/2021	ARP	ARP	ARP	ARP
MW-90D	730.09	06/14/2021	ARP	ARP	ARP	ARP
MW-90D	730.09	06/21/2021	ARP	ARP	ARP	ARP
MW-90D	730.09	07/01/2021	34.41	45.77	11.36	692.64
MW-90D	730.09	07/06/2021	ARP	ARP	ARP	ARP
MW-90D	730.09	07/14/2021	37.54	39.02	1.48	692.15
MW-90D	730.09	07/28/2021	38.20	39.42	1.22	691.56
MW-90D	730.09	08/16/2021	ARP	ARP	ARP	ARP
MW-90D	730.09	08/26/2021	48.95	50.70	1.75	680.67
MW-90D	730.09	08/30/2021	ARP	ARP	ARP	ARP
MW-90D	730.09	09/16/2021	40.58	40.74	0.16	689.47
MW-90D	730.09	09/23/2021	40.48	41.69	1.21	689.29
MW-90D	730.09	10/12/2021	ARP	ARP	ARP	ARP
MW-90D	730.09	10/18/2021	ARP	ARP	ARP	ARP
MW-90D	730.09	10/27/2021	41.60	42.66	1.06	688.21
MW-90D	730.09	11/01/2021	ARP	ARP	ARP	ARP
MW-90D	730.09	11/30/2021	42.50	43.79	1.29	687.24
MW-90D	730.09	12/06/2021	ARP	ARP	ARP	ARP
MW-90D	730.09	12/13/2021	ARP	ARP	ARP	ARP
MW-90D	730.09	12/20/2021	ARP	ARP	ARP	ARP

Table 3
Summary of Monitoring Well Gauging Data

Colonial Pipeline Company
2020-L1-SR2448
Huntersville, North Carolina

Well ID	Top Of Casing Elevation[1]	Date	Depth to Free Product (ft btoc)	Depth to Groundwater (ft btoc)	Free Product Thickness (ft)	Groundwater Elevation[2] (ft btoc)
MW-90D	730.09	12/28/2021	43.53	45.06	1.53	686.15
MW-90D	730.09	01/04/2022	ARP	ARP	ARP	ARP
MW-90D	730.09	01/10/2022	ARP	ARP	ARP	ARP
MW-90D	730.09	01/27/2022	ND	45.05	0.00	685.04
MW-90D	730.09	01/31/2022	ARP	ARP	ARP	ARP
MW-90D	730.09	02/09/2022	ARP	ARP	ARP	ARP
MW-90D	730.09	02/14/2022	ARP	ARP	ARP	ARP
MW-90D	730.09	02/24/2022	45.45	46.84	1.39	684.27
MW-90D	730.09	02/28/2022	ARP	ARP	ARP	ARP
MW-90D	730.09	03/07/2022	ARP	ARP	ARP	ARP
MW-90D	730.09	03/14/2022	ARP	ARP	ARP	ARP
MW-90D	730.09	03/22/2022	ARP	ARP	ARP	ARP
MW-90D	730.09	04/01/2022	45.52	47.52	2.00	684.03
MW-90D	730.09	04/11/2022	ARP	ARP	ARP	ARP
MW-90D	730.09	04/19/2022	ARP	ARP	ARP	ARP
MW-90D	730.09	04/28/2022	46.23	47.94	1.71	683.40
MW-90D	730.09	05/04/2022	ARP	ARP	ARP	ARP
MW-90D	730.09	05/11/2022	ARP	ARP	ARP	ARP
MW-90D	730.09	05/18/2022	ARP	ARP	ARP	ARP
MW-90D	730.09	05/25/2022	46.90	48.34	1.44	682.80
MW-90D	730.09	06/01/2022	ARP	ARP	ARP	ARP
MW-90D	730.09	06/08/2022	ARP	ARP	ARP	ARP
MW-90D	730.09	06/13/2022	ARP	ARP	ARP	ARP
MW-90DD						
MW-90DD	731.00	09/23/2021	ND	122.45	0.00	608.55
MW-90DD	731.00	10/01/2021	ND	98.93	0.00	632.07
MW-90DD	731.00	10/06/2021	ND	91.89	0.00	639.11
MW-90DD	731.00	10/12/2021	ND	78.43	0.00	652.57
MW-90DD	731.00	10/18/2021	ND	70.84	0.00	660.16
MW-90DD	731.00	10/27/2021	ND	63.45	0.00	667.55
MW-90DD	731.00	11/01/2021	ND	59.85	0.00	671.15
MW-90DD	731.00	11/15/2021	ND	55.78	0.00	675.22
MW-90DD	731.00	11/22/2021	ND	57.29	0.00	673.71
MW-90DD	731.00	11/30/2021	ND	55.71	0.00	675.29
MW-90DD	731.00	12/06/2021	ND	44.11	0.00	686.89
MW-90DD	731.13	12/13/2021	ND	162.00	0.00	569.13
MW-90DD	731.13	12/20/2021	ND	185.62	0.00	545.51
MW-90DD	731.13	12/28/2021	ND	177.16	0.00	553.97
MW-90DD	731.13	01/04/2022	ND	170.45	0.00	560.68
MW-90DD	731.13	01/10/2022	ND	181.82	0.00	549.31
MW-90DD	731.13	01/27/2022	ND	170.24	0.00	560.89
MW-90DD	731.13	01/31/2022	ND	167.75	0.00	563.38
MW-90DD	731.13	02/09/2022	ND	178.73	0.00	552.40
MW-90DD	731.13	02/14/2022	ND	175.72	0.00	555.41
MW-90DD	731.13	02/24/2022	ND	169.95	0.00	561.18

Table 3
Summary of Monitoring Well Gauging Data

Colonial Pipeline Company
2020-L1-SR2448
Huntersville, North Carolina

Well ID	Top Of Casing Elevation[1]	Date	Depth to Free Product (ft btoc)	Depth to Groundwater (ft btoc)	Free Product Thickness (ft)	Groundwater Elevation[2] (ft btoc)
MW-90DD	731.13	02/28/2022	ND	167.75	0.00	563.38
MW-90DD	731.13	03/07/2022	ND	188.90	0.00	542.23
MW-90DD	731.13	03/14/2022	ND	187.39	0.00	543.74
MW-90DD	731.13	03/22/2022	ND	185.68	0.00	545.45
MW-90DD	731.13	04/01/2022	ND	181.99	0.00	549.14
MW-90DD	731.13	04/11/2022	ND	185.93	0.00	545.20
MW-90DD	731.13	04/19/2022	ND	183.55	0.00	547.58
MW-90DD	731.13	04/28/2022	ND	179.38	0.00	551.75
MW-90DD	731.13	05/04/2022	ND	176.55	0.00	554.58
MW-90DD	731.13	05/11/2022	ND	177.04	0.00	554.09
MW-90DD	731.13	05/18/2022	ND	173.86	0.00	557.27
MW-90DD	731.13	05/25/2022	ND	170.66	0.00	560.47
MW-90DD	731.13	06/01/2022	ND	167.42	0.00	563.71
MW-90DD	731.13	06/08/2022	ND	176.52	0.00	554.61
MW-90DD	731.13	06/13/2022	ND	173.63	0.00	557.50
MW-91D						
MW-91D	735.84	05/26/2021	38.46	53.25	14.79	693.42
MW-91D	735.84	05/31/2021	ARP	ARP	ARP	ARP
MW-91D	735.84	06/07/2021	ARP	ARP	ARP	ARP
MW-91D	735.84	06/14/2021	ARP	ARP	ARP	ARP
MW-91D	735.84	06/21/2021	ARP	ARP	ARP	ARP
MW-91D	735.84	07/01/2021	40.93	47.81	6.88	693.07
MW-91D	735.84	07/06/2021	ARP	ARP	ARP	ARP
MW-91D	735.84	07/14/2021	42.86	44.65	1.79	692.50
MW-91D	735.84	07/28/2021	43.45	45.05	1.60	691.96
MW-91D	735.84	08/16/2021	ARP	ARP	ARP	ARP
MW-91D	735.84	08/26/2021	NP	45.24	0.00	690.60
MW-91D	735.84	08/30/2021	ARP	ARP	ARP	ARP
MW-91D	735.84	09/16/2021	45.49	46.92	1.43	689.97
MW-91D	735.84	09/23/2021	45.43	47.05	1.62	689.98
MW-91D	735.84	10/12/2021	ARP	ARP	ARP	ARP
MW-91D	735.84	10/18/2021	ARP	ARP	ARP	ARP
MW-91D	735.84	10/27/2021	46.53	48.00	1.47	688.92
MW-91D	735.84	11/01/2021	ARP	ARP	ARP	ARP
MW-91D	735.84	11/30/2021	47.60	48.92	1.32	687.89
MW-91D	735.84	12/06/2021	ARP	ARP	ARP	ARP
MW-91D	735.84	12/13/2021	ARP	ARP	ARP	ARP
MW-91D	735.84	12/20/2021	ARP	ARP	ARP	ARP
MW-91D	735.84	12/28/2021	48.54	49.82	1.28	686.96
MW-91D	735.84	01/04/2022	ARP	ARP	ARP	ARP
MW-91D	735.84	01/10/2022	ARP	ARP	ARP	ARP
MW-91D	735.84	01/27/2022	49.63	51.13	1.50	685.81
MW-91D	735.84	01/31/2022	ARP	ARP	ARP	ARP
MW-91D	735.84	02/09/2022	ARP	ARP	ARP	ARP
MW-91D	735.84	02/14/2022	ARP	ARP	ARP	ARP

Table 3
Summary of Monitoring Well Gauging Data

Colonial Pipeline Company
2020-L1-SR2448
Huntersville, North Carolina

Well ID	Top Of Casing Elevation[1]	Date	Depth to Free Product (ft btoc)	Depth to Groundwater (ft btoc)	Free Product Thickness (ft)	Groundwater Elevation[2] (ft btoc)
MW-91D	735.84	02/24/2022	50.47	51.73	1.26	685.03
MW-91D	735.84	02/28/2022	ARP	ARP	ARP	ARP
MW-91D	735.84	03/07/2022	ARP	ARP	ARP	ARP
MW-91D	735.84	03/14/2022	ARP	ARP	ARP	ARP
MW-91D	735.84	03/22/2022	ARP	ARP	ARP	ARP
MW-91D	735.84	04/01/2022	NM	NM	NM	NM
MW-91D	735.84	04/11/2022	ARP	ARP	ARP	ARP
MW-91D	735.84	04/19/2022	66.70	67.19	0.49	669.01
MW-91D	735.84	04/28/2022	51.10	51.61	0.51	684.60
MW-91D	735.84	05/04/2022	65.51	66.12	0.61	670.17
MW-91D	735.84	05/11/2022	66.72	67.20	0.48	668.99
MW-91D	735.84	05/18/2022	67.05	67.56	0.51	668.65
MW-91D	735.84	05/25/2022	51.60	52.05	0.45	684.12
MW-91D	735.84	06/01/2022	67.03	67.64	0.61	668.65
MW-91D	735.84	06/08/2022	67.29	67.91	0.62	668.38
MW-91D	735.84	06/13/2022	67.31	67.92	0.61	668.37
MW-91DD						
MW-91DD	735.19	09/23/2021	ND	196.36	0.00	538.83
MW-91DD	735.19	10/01/2021	ND	190.38	0.00	544.81
MW-91DD	735.19	10/06/2021	ND	193.16	0.00	542.03
MW-91DD	735.19	10/12/2021	ND	187.03	0.00	548.16
MW-91DD	735.19	10/18/2021	ND	182.15	0.00	553.04
MW-91DD	735.19	10/27/2021	ND	175.43	0.00	559.76
MW-91DD	735.19	11/01/2021	ND	171.59	0.00	563.60
MW-91DD	735.19	11/15/2021	ND	174.39	0.00	560.80
MW-91DD	735.19	11/22/2021	ND	169.57	0.00	565.62
MW-91DD	735.19	11/30/2021	ND	164.51	0.00	570.68
MW-91DD	735.19	12/06/2021	ND	159.75	0.00	575.44
MW-91DD	735.19	12/13/2021	ND	193.76	0.00	541.43
MW-91DD	735.19	12/20/2021	ND	194.06	0.00	541.13
MW-91DD	735.19	12/28/2021	ND	192.97	0.00	542.22
MW-91DD	735.19	01/04/2022	ND	192.16	0.00	543.03
MW-91DD	735.19	01/10/2022	ND	192.09	0.00	543.10
MW-91DD	735.19	01/27/2022	ND	190.22	0.00	544.97
MW-91DD	735.19	01/31/2022	ND	189.75	0.00	545.44
MW-91DD	735.19	02/09/2022	ND	192.35	0.00	542.84
MW-91DD	735.19	02/14/2022	ND	191.78	0.00	543.41
MW-91DD	735.19	02/24/2022	ND	190.64	0.00	544.55
MW-91DD	735.19	02/28/2022	ND	190.23	0.00	544.96
MW-91DD	735.19	03/07/2022	ND	197.43	0.00	537.76
MW-91DD	735.19	03/14/2022	ND	196.64	0.00	538.55
MW-91DD	735.19	03/22/2022	ND	195.75	0.00	539.44
MW-91DD	735.19	04/01/2022	ND	194.61	0.00	540.58
MW-91DD	735.19	04/11/2022	ND	195.85	0.00	539.34
MW-91DD	735.19	04/19/2022	ND	195.03	0.00	540.16

Table 3
Summary of Monitoring Well Gauging Data

Colonial Pipeline Company
2020-L1-SR2448
Huntersville, North Carolina

Well ID	Top Of Casing Elevation[1]	Date	Depth to Free Product (ft btoc)	Depth to Groundwater (ft btoc)	Free Product Thickness (ft)	Groundwater Elevation[2] (ft btoc)
MW-91DD	735.19	04/28/2022	ND	193.97	0.00	541.22
MW-91DD	735.19	05/04/2022	ND	193.27	0.00	541.92
MW-91DD	735.19	05/11/2022	ND	196.55	0.00	538.64
MW-91DD	735.19	05/18/2022	ND	195.76	0.00	539.43
MW-91DD	735.19	05/25/2022	ND	199.98	0.00	535.21
MW-91DD	735.19	06/01/2022	ND	194.23	0.00	540.96
MW-91DD	735.19	06/08/2022	ND	194.71	0.00	540.48
MW-91DD	735.19	06/13/2022	ND	193.96	0.00	541.23
MW-97D						
MW-97D	699.32	10/18/2021	ND	23.42	0.00	675.90
MW-97D	699.32	10/27/2021	ND	23.35	0.00	675.97
MW-97D	699.32	11/01/2021	ND	23.63	0.00	675.69
MW-97D	699.32	11/15/2021	ND	27.44	0.00	671.88
MW-97D	699.32	11/22/2021	ND	26.64	0.00	672.68
MW-97D	699.32	11/30/2021	ND	26.69	0.00	672.63
MW-97D	699.32	12/06/2021	ND	27.09	0.00	672.23
MW-97D	699.32	12/13/2021	ND	27.29	0.00	672.03
MW-97D	699.32	12/20/2021	ND	27.50	0.00	671.82
MW-97D	699.32	12/28/2021	ND	27.17	0.00	672.15
MW-97D	699.32	01/04/2022	ND	27.87	0.00	671.45
MW-97D	699.32	01/10/2022	ND	28.01	0.00	671.31
MW-97D	699.32	01/27/2022	ND	27.62	0.00	671.70
MW-97D	699.32	01/31/2022	ND	27.72	0.00	671.60
MW-97D	699.32	02/09/2022	ND	27.86	0.00	671.46
MW-97D	699.32	02/14/2022	ND	28.14	0.00	671.18
MW-97D	699.32	02/24/2022	ND	27.92	0.00	671.40
MW-97D	699.32	02/28/2022	ND	28.28	0.00	671.04
MW-97D	699.32	03/07/2022	ND	28.31	0.00	671.01
MW-97D	699.32	03/14/2022	ND	28.02	0.00	671.30
MW-97D	699.32	03/22/2022	ND	28.20	0.00	671.12
MW-97D	699.32	04/01/2022	ND	27.86	0.00	671.46
MW-97D	699.32	04/11/2022	ND	28.34	0.00	670.98
MW-97D	699.32	04/19/2022	ND	28.45	0.00	670.87
MW-97D	699.32	04/28/2022	ND	28.02	0.00	671.30
MW-97D	699.32	05/04/2022	ND	28.46	0.00	670.86
MW-97D	699.32	05/11/2022	ND	28.52	0.00	670.80
MW-97D	699.32	05/18/2022	ND	28.70	0.00	670.62
MW-97D	699.32	05/25/2022	ND	28.43	0.00	670.89
MW-97D	699.32	06/01/2022	ND	28.97	0.00	670.35
MW-97D	699.32	06/08/2022	ND	29.06	0.00	670.26
MW-97D	699.32	06/13/2022	ND	29.22	0.00	670.10

Table 3
Summary of Monitoring Well Gauging Data

Colonial Pipeline Company
2020-L1-SR2448
Huntersville, North Carolina

Well ID	Top Of Casing Elevation[1]	Date	Depth to Free Product (ft btoc)	Depth to Groundwater (ft btoc)	Free Product Thickness (ft)	Groundwater Elevation[2] (ft btoc)
MW-98D						
MW-98D	722.56	04/01/2022	ND	31.41	0.00	691.15
MW-98D	722.56	04/11/2022	ND	31.49	0.00	691.07
MW-98D	722.56	04/19/2022	ND	32.23	0.00	690.33
MW-98D	722.56	04/28/2022	ND	33.24	0.00	689.32
MW-98D	722.56	05/04/2022	ND	33.23	0.00	689.33
MW-98D	722.56	05/11/2022	ND	33.30	0.00	689.26
MW-98D	722.56	05/18/2022	ND	33.36	0.00	689.20
MW-98D	722.56	05/25/2022	ND	33.45	0.00	689.11
MW-98D	722.56	06/01/2022	ND	33.52	0.00	689.04
MW-98D	722.56	06/08/2022	ND	33.59	0.00	688.97
MW-98D	722.56	06/13/2022	ND	33.64	0.00	688.92

Notes:

ft btoc = Feet Below Top of Casing

N/A = Not Applicable

MW = Monitoring Well

ND = Not Detected

ARP = Active Recovery Pump in Well

NM = Not Measured

[1] = Elevations surveyed in feet using the NAVD88 vertical datum

[2] = Corrected Groundwater Elevation = (Top of Casing - Depth to Water) + (Free Product Thickness x 0.7324)

Table 4
Summary of Recovery Well Gauging Data

Colonial Pipeline Company
2020-L1-SR2448
Huntersville, North Carolina

Well ID	Top Of Casing Elevation[1]	Date	Depth to Free Product (ft btoc)	Depth to Groundwater (ft btoc)	Free Product Thickness (ft)	Groundwater Elevation[2] (ft btoc)
RW-01						
RW-01	733.43	09/01/2020	28.60	36.95	8.35	702.59
RW-01	733.43	09/03/2020	30.60	35.95	5.35	701.39
RW-01	733.43	09/05/2020	29.11	37.05	7.94	702.19
RW-01	733.43	09/08/2020	29.40	36.95	7.55	702.00
RW-01	733.43	09/09/2020	29.50	37.10	7.60	701.89
RW-01	733.43	09/12/2020	30.00	36.95	6.95	701.57
RW-01	733.43	09/14/2020	30.00	37.20	7.20	701.50
RW-01	733.43	09/18/2020	30.80	37.00	6.20	700.97
RW-01	733.43	09/28/2020	31.15	37.00	5.85	700.71
RW-01	733.43	10/02/2020	31.30	37.15	5.85	700.56
RW-01	733.43	10/07/2020	31.65	37.20	5.55	700.29
RW-01	733.43	10/19/2020	32.12	37.00	4.88	700.00
RW-01	733.43	11/09/2020	33.10	37.13	4.03	699.25
RW-01	733.43	11/23/2020	33.45	37.18	3.73	698.98
RW-01	733.43	12/26/2020	32.81	32.82	0.01	700.61
RW-01	733.43	02/01/2021	33.57	35.48	1.91	699.34
RW-01	732.08	03/04/2021	34.24	35.71	1.47	697.45
RW-01	732.08	04/01/2021	35.21	35.72	0.51	696.74
RW-01	732.08	04/29/2021	35.11	35.73	0.62	696.81
RW-01	732.08	05/26/2021	Dry	Dry	Dry	Dry
RW-01	732.08	05/31/2021	Dry	Dry	Dry	Dry
RW-01	732.08	06/09/2021	Dry	Dry	Dry	Dry
RW-01	732.08	07/01/2021	Dry	Dry	Dry	Dry
RW-01	732.08	07/14/2021	Dry	Dry	Dry	Dry
RW-01	732.08	07/28/2021	Dry	Dry	Dry	Dry
RW-01	732.08	08/26/2021	Dry	Dry	Dry	Dry
RW-01	732.08	09/16/2021	Dry	Dry	Dry	Dry
RW-01	732.08	09/23/2021	Dry	Dry	Dry	Dry
RW-01	732.08	10/27/2021	Dry	Dry	Dry	Dry
RW-01	732.08	11/30/2021	Dry	Dry	Dry	Dry
RW-01	732.08	12/28/2021	Dry	Dry	Dry	Dry
RW-01	732.08	01/27/2022	Dry	Dry	Dry	Dry
RW-01	732.08	02/24/2022	Dry	Dry	Dry	Dry
RW-01	732.08	04/01/2022	Dry	Dry	Dry	Dry
RW-01	732.08	04/28/2022	Dry	Dry	Dry	Dry
RW-01	732.08	05/04/2022	Dry	Dry	Dry	Dry
RW-01	732.08	05/25/2022	Dry	Dry	Dry	Dry
RW-02						
RW-02	731.66	09/01/2020	27.30	39.60	12.30	701.07
RW-02	731.66	09/05/2020	27.66	39.67	12.01	700.79
RW-02	731.66	09/08/2020	27.90	39.65	11.75	700.62
RW-02	731.66	09/09/2020	28.65	39.65	11.00	700.07
RW-02	731.66	09/12/2020	28.43	38.95	10.52	700.41

Table 4
Summary of Recovery Well Gauging Data

Colonial Pipeline Company
2020-L1-SR2448
Huntersville, North Carolina

Well ID	Top Of Casing Elevation[1]	Date	Depth to Free Product (ft btoc)	Depth to Groundwater (ft btoc)	Free Product Thickness (ft)	Groundwater Elevation[2] (ft btoc)
RW-02	731.66	09/14/2020	28.43	39.70	11.27	700.21
RW-02	731.66	09/18/2020	29.10	38.60	9.50	700.02
RW-02	731.66	09/28/2020	29.52	39.42	9.90	699.49
RW-02	731.66	10/02/2020	29.70	39.70	10.00	699.28
RW-02	731.66	10/07/2020	30.04	39.68	9.64	699.04
RW-02	731.66	10/19/2020	30.45	39.65	9.20	698.75
RW-02	731.66	11/09/2020	31.38	39.65	8.27	698.07
RW-02	731.66	11/23/2020	ND	31.80	0.00	699.86
RW-02	731.66	12/26/2020	ND	37.81	0.00	693.85
RW-02	731.66	02/01/2021	ND	33.39	0.00	698.27
RW-02	732.05	03/04/2021	33.97	38.32	4.35	696.92
RW-02	732.05	04/01/2021	34.79	36.17	1.38	696.89
RW-02	732.05	04/29/2021	34.82	35.40	0.58	697.07
RW-02	732.05	05/26/2021	35.57	36.50	0.93	696.23
RW-02	732.05	06/09/2021	36.00	36.92	0.92	695.80
RW-02	732.05	07/01/2021	36.53	37.13	0.60	695.36
RW-02	732.05	07/14/2021	36.98	37.73	0.75	694.86
RW-02	732.05	07/28/2021	37.23	38.06	0.83	694.60
RW-02	732.05	08/26/2021	37.65	38.83	1.18	694.09
RW-02	732.05	09/16/2021	ND	37.82	0.00	694.23
RW-02	732.05	09/23/2021	37.83	39.95	2.12	693.66
RW-02	732.05	10/27/2021	38.53	NW	NW	NW
RW-02	732.05	11/30/2021	Dry	Dry	Dry	Dry
RW-02	732.05	12/28/2021	39.78	39.96	0.18	692.22
RW-02	732.05	01/27/2022	Dry	Dry	Dry	Dry
RW-02	732.05	02/24/2022	Dry	Dry	Dry	Dry
RW-02	732.05	04/01/2022	Dry	Dry	Dry	Dry
RW-02	732.05	04/28/2022	Dry	Dry	Dry	Dry
RW-02	732.05	05/04/2022	Dry	Dry	Dry	Dry
RW-02	732.05	05/25/2022	Dry	Dry	Dry	Dry
RW-03						
RW-03	731.51	09/01/2020	34.15	37.55	3.40	696.45
RW-03	731.51	09/03/2020	37.20	37.26	0.06	694.30
RW-03	731.51	09/05/2020	35.50	37.44	1.94	695.49
RW-03	731.51	09/08/2020	34.80	35.95	1.15	696.40
RW-03	731.51	09/09/2020	33.95	38.80	4.85	696.26
RW-03	731.51	09/11/2020	34.92	36.60	1.68	696.14
RW-03	731.51	09/12/2020	34.85	36.35	1.50	696.26
RW-03	731.51	09/14/2020	33.91	36.97	3.06	696.78
RW-03	731.51	09/18/2020	34.20	37.10	2.90	696.54
RW-03	731.51	09/28/2020	33.85	37.55	3.70	696.67
RW-03	731.51	10/02/2020	34.72	38.17	3.45	695.87
RW-03	731.51	10/06/2020	33.55	38.80	5.25	696.56
RW-03	731.51	10/19/2020	33.00	38.89	5.89	696.94

Table 4
Summary of Recovery Well Gauging Data

Colonial Pipeline Company
2020-L1-SR2448
Huntersville, North Carolina

Well ID	Top Of Casing Elevation[1]	Date	Depth to Free Product (ft btoc)	Depth to Groundwater (ft btoc)	Free Product Thickness (ft)	Groundwater Elevation[2] (ft btoc)
RW-03	731.51	11/09/2020	33.31	38.84	5.53	696.72
RW-03	731.51	12/26/2020	31.85	36.45	4.60	698.43
RW-03	731.51	02/01/2021	31.66	36.52	4.86	698.55
RW-03	731.51	03/04/2021	32.01	36.53	4.52	698.29
RW-03	731.51	04/01/2021	ND	32.31	0.00	699.20
RW-03	731.51	04/29/2021	32.05	36.54	4.49	698.26
RW-03	731.51	05/26/2021	32.51	38.00	5.49	697.53
RW-03	731.51	06/09/2021	32.67	36.60	3.93	697.79
RW-03	731.51	07/01/2021	33.08	NW	NW	NW
RW-03	731.51	07/14/2021	33.31	36.51	3.20	697.35
RW-03	731.51	07/28/2021	33.75	NW	NW	NW
RW-03	731.51	08/26/2021	34.49	36.60	2.11	696.46
RW-03	731.51	09/16/2021	35.08	NW	NW	NW
RW-03	731.51	09/23/2021	35.37	36.59	1.22	695.82
RW-03	731.51	10/27/2021	36.48	NW	NW	NW
RW-03	731.51	11/30/2021	Dry	Dry	Dry	Dry
RW-03	731.51	12/28/2021	ND	36.66	0.00	694.85
RW-03	731.51	01/27/2022	Dry	Dry	Dry	Dry
RW-03	729.32	02/24/2022	Dry	Dry	Dry	Dry
RW-03	729.32	04/01/2022	Dry	Dry	Dry	Dry
RW-03	729.32	04/28/2022	Dry	Dry	Dry	Dry
RW-03	729.32	05/04/2022	Dry	Dry	Dry	Dry
RW-03	729.32	05/25/2022	Dry	Dry	Dry	Dry
RW-04						
RW-04	729.41	09/03/2020	36.10	*37.60*	1.50	692.91
RW-04	729.41	09/05/2020	32.10	*35.81*	3.71	696.32
RW-04	729.41	09/08/2020	31.35	*36.20*	4.85	696.76
RW-04	729.41	09/11/2020	31.85	*34.85*	3.00	696.76
RW-04	729.41	09/12/2020	32.60	*35.15*	2.55	696.13
RW-04	729.41	09/14/2020	31.00	*35.00*	4.00	697.34
RW-04	729.41	09/18/2020	30.60	33.80	3.20	697.95
RW-04	729.41	09/28/2020	28.00	36.70	8.70	699.08
RW-04	729.41	10/02/2020	27.93	37.00	9.07	699.05
RW-04	729.41	10/05/2020	28.20	36.95	8.75	698.87
RW-04	729.41	10/19/2020	28.60	37.00	8.40	698.56
RW-04	729.41	11/09/2020	30.16	36.18	6.02	697.64
RW-04	729.41	11/23/2020	30.00	36.54	6.54	697.66
RW-04	729.41	12/26/2020	38.25	47.20	8.95	688.76
RW-04	729.41	02/01/2021	30.99	33.05	2.06	697.87
RW-04	729.41	03/04/2021	32.28	35.51	3.23	696.26
RW-04	729.41	04/01/2021	ND	32.42	0.00	696.99
RW-04	729.41	04/29/2021	32.43	35.74	3.31	696.09
RW-04	729.41	05/26/2021	33.83	34.29	0.46	695.46
RW-04	729.41	06/09/2021	34.28	34.69	0.41	695.02

Table 4
Summary of Recovery Well Gauging Data

Colonial Pipeline Company
2020-L1-SR2448
Huntersville, North Carolina

Well ID	Top Of Casing Elevation[1]	Date	Depth to Free Product (ft btoc)	Depth to Groundwater (ft btoc)	Free Product Thickness (ft)	Groundwater Elevation[2] (ft btoc)
RW-04	729.41	07/01/2021	34.68	35.32	0.64	694.56
RW-04	729.41	07/14/2021	35.14	35.52	0.38	694.17
RW-04	729.41	07/28/2021	32.96	33.02	0.06	696.43
RW-04	729.41	08/26/2021	35.17	36.04	0.87	694.01
RW-04	729.41	09/16/2021	36.37	36.48	0.11	693.01
RW-04	729.41	09/23/2021	36.32	36.54	0.22	693.03
RW-04	729.41	10/27/2021	Dry	Dry	Dry	Dry
RW-04	729.41	11/30/2021	Dry	Dry	Dry	Dry
RW-04	729.41	12/28/2021	Dry	Dry	Dry	Dry
RW-04	729.41	01/27/2022	Dry	Dry	Dry	Dry
RW-04	729.41	02/24/2022	Dry	Dry	Dry	Dry
RW-04	729.41	04/01/2022	Dry	Dry	Dry	Dry
RW-04	729.41	04/28/2022	Dry	Dry	Dry	Dry
RW-04	729.41	05/04/2022	Dry	Dry	Dry	Dry
RW-04	729.41	05/25/2022	Dry	Dry	Dry	Dry
RW-05						
RW-05	726.29	09/01/2020	27.00	32.55	5.55	697.81
RW-05	726.29	09/03/2020	*31.65*	*36.65*	5.00	693.30
RW-05	726.29	09/05/2020	*26.75*	*33.31*	6.56	697.79
RW-05	726.29	09/08/2020	26.04	33.30	7.26	698.31
RW-05	726.29	09/11/2020	26.60	31.60	5.00	698.35
RW-05	726.29	09/12/2020	27.15	29.60	2.45	698.49
RW-05	726.29	09/14/2020	26.80	29.92	3.12	698.66
RW-05	726.29	09/18/2020	27.70	28.80	1.10	698.30
RW-05	726.29	09/28/2020	27.60	29.35	1.75	698.22
RW-05	726.29	10/02/2020	27.30	31.30	4.00	697.92
RW-05	726.29	10/05/2020	27.13	32.00	4.87	697.86
RW-05	726.29	10/19/2020	25.90	36.76	10.86	697.48
RW-05	726.29	11/09/2020	26.95	35.93	8.98	696.94
RW-05	726.29	11/23/2020	27.40	30.30	2.90	698.11
RW-05	726.29	12/26/2020	29.70	32.30	2.60	695.90
RW-05	726.29	02/01/2021	29.81	31.90	2.09	695.92
RW-05	726.29	03/04/2021	ND	30.03	0.00	696.26
RW-05	726.29	04/01/2021	ND	29.64	0.00	696.65
RW-05	726.29	04/29/2021	29.85	29.87	0.02	696.44
RW-05	726.29	05/26/2021	30.37	30.85	0.48	695.79
RW-05	726.29	06/09/2021	30.70	31.05	0.35	695.50
RW-05	726.29	07/01/2021	31.23	31.49	0.26	694.99
RW-05	726.29	07/14/2021	31.59	31.83	0.24	694.64
RW-05	726.29	07/28/2021	31.80	31.84	0.04	694.48
RW-05	726.29	08/26/2021	32.31	32.40	0.09	693.96
RW-05	726.29	09/16/2021	32.63	32.88	0.25	693.59
RW-05	726.29	09/23/2021	32.73	32.93	0.20	693.51
RW-05	726.29	10/27/2021	33.49	33.65	0.16	692.76

Table 4
Summary of Recovery Well Gauging Data

Colonial Pipeline Company
2020-L1-SR2448
Huntersville, North Carolina

Well ID	Top Of Casing Elevation[1]	Date	Depth to Free Product (ft btoc)	Depth to Groundwater (ft btoc)	Free Product Thickness (ft)	Groundwater Elevation[2] (ft btoc)
RW-05	726.29	11/30/2021	34.08	34.49	0.41	692.10
RW-05	726.29	12/28/2021	34.53	35.08	0.55	691.61
RW-05	726.29	01/27/2022	35.01	35.35	0.34	691.19
RW-05	726.29	02/24/2022	35.21	36.11	0.90	690.84
RW-05	726.29	04/01/2022	Dry	Dry	Dry	Dry
RW-05	726.29	04/28/2022	35.66	36.03	0.37	690.53
RW-05	726.29	05/04/2022	Dry	Dry	Dry	Dry
RW-05	726.29	05/25/2022	35.85	35.92	0.07	690.42
RW-06						
RW-06	734.78	09/01/2020	*37.65*	*43.85*	6.20	695.47
RW-06	734.78	09/03/2020	*44.70*	*45.10*	0.40	689.97
RW-06	734.78	09/05/2020	*38.33*	*43.73*	5.40	695.00
RW-06	734.78	09/08/2020	45.22	45.50	0.28	689.48
RW-06	734.78	09/09/2020	37.42	43.32	5.90	695.78
RW-06	734.78	09/11/2020	39.30	42.55	3.25	694.61
RW-06	734.78	09/12/2020	38.35	41.70	3.35	695.53
RW-06	734.78	09/14/2020	37.25	42.00	4.75	696.26
RW-06	734.78	09/18/2020	38.90	43.15	4.25	694.74
RW-06	734.78	09/28/2020	36.05	47.53	11.48	695.65
RW-06	734.78	10/02/2020	37.00	43.50	6.50	696.04
RW-06	734.78	10/05/2020	36.95	44.47	7.52	695.81
RW-06	734.78	10/19/2020	36.76	47.73	10.97	695.08
RW-06	734.78	11/09/2020	37.50	46.91	9.41	694.76
RW-06	734.78	11/23/2020	37.80	46.80	9.00	694.57
RW-06	734.78	12/26/2020	28.07	36.03	7.96	704.58
RW-06	734.78	02/01/2021	39.36	45.89	6.53	693.67
RW-06	734.78	03/04/2021	39.98	45.07	5.09	693.43
RW-06	734.78	04/01/2021	40.50	45.39	4.89	692.97
RW-06	734.78	04/29/2021	40.49	44.47	3.98	693.23
RW-06	734.78	05/26/2021	41.39	44.19	2.80	692.64
RW-06	734.78	06/09/2021	42.20	43.39	1.19	692.26
RW-06	734.78	07/01/2021	42.67	44.06	1.39	691.74
RW-06	734.78	07/14/2021	42.57	45.93	3.36	691.31
RW-06	734.78	07/28/2021	42.73	45.93	3.20	691.19
RW-06	734.78	08/26/2021	43.75	45.62	1.87	690.53
RW-06	734.78	09/16/2021	44.73	45.14	0.41	689.94
RW-06	734.78	09/23/2021	44.76	45.32	0.56	689.87
RW-06	734.78	10/27/2021	45.43	46.59	1.16	689.04
RW-06	734.78	11/30/2021	46.17	46.92	0.75	688.41
RW-06	734.78	12/28/2021	46.80	47.31	0.51	687.84
RW-06	734.78	01/27/2022	47.00	47.42	0.42	687.67
RW-06	734.78	02/24/2022	47.98	48.34	0.36	686.70
RW-06	734.78	04/01/2022	48.13	48.67	0.54	686.50

Table 4
Summary of Recovery Well Gauging Data

Colonial Pipeline Company
2020-L1-SR2448
Huntersville, North Carolina

Well ID	Top Of Casing Elevation[1]	Date	Depth to Free Product (ft btoc)	Depth to Groundwater (ft btoc)	Free Product Thickness (ft)	Groundwater Elevation[2] (ft btoc)
RW-06	734.78	04/28/2022	48.36	48.61	0.25	686.35
RW-06	734.78	05/04/2022	ARP	ARP	ARP	ARP
RW-06	734.78	05/25/2022	48.58	48.72	0.14	686.16
RW-07						
RW-07	726.92	09/05/2020	34.20	41.55	7.35	690.75
RW-07	726.92	09/08/2020	33.70	46.00	12.30	689.92
RW-07	726.92	09/09/2020	37.45	40.82	3.37	688.56
RW-07	726.92	09/10/2020	36.40	39.90	3.50	689.58
RW-07	726.92	09/12/2020	33.52	45.60	12.08	690.16
RW-07	726.92	09/14/2020	34.01	40.09	6.08	691.28
RW-07	726.92	09/18/2020	36.50	42.30	5.80	688.86
RW-07	726.92	09/28/2020	32.50	45.30	12.80	690.99
RW-07	726.92	10/02/2020	33.52	40.95	7.43	691.41
RW-07	726.92	10/06/2020	33.50	42.83	9.33	690.92
RW-07	726.92	10/19/2020	32.80	46.13	13.33	690.55
RW-07	726.92	11/09/2020	33.30	46.20	12.90	690.16
RW-07	726.92	11/23/2020	33.40	45.70	12.30	690.22
RW-07	726.92	10/21/2020	32.80	46.13	13.33	690.55
RW-07	726.92	12/26/2020	31.87	33.51	1.64	694.61
RW-07	726.92	02/01/2021	33.56	39.93	6.37	691.65
RW-07	726.92	03/04/2021	33.74	39.95	6.21	691.51
RW-07	726.92	04/01/2021	33.91	39.98	6.07	691.38
RW-07	726.92	04/29/2021	33.82	39.59	5.77	691.55
RW-07	726.92	05/26/2021	34.20	39.67	5.47	691.25
RW-07	726.92	06/09/2021	34.32	39.80	5.48	691.13
RW-07	726.92	07/01/2021	34.40	41.42	7.02	690.64
RW-07	726.92	07/14/2021	34.85	39.93	5.08	690.71
RW-07	726.92	07/28/2021	35.17	40.92	5.75	690.21
RW-07	726.92	08/26/2021	36.07	41.35	5.28	689.44
RW-07	726.92	09/16/2021	36.81	41.44	4.63	688.87
RW-07	726.92	09/23/2021	37.37	40.79	3.42	688.64
RW-07	726.92	10/27/2021	38.71	40.35	1.64	687.77
RW-07	726.92	11/30/2021	40.44	40.96	0.52	686.34
RW-07	726.92	12/28/2021	41.32	41.70	0.38	685.50
RW-07	726.92	01/27/2022	42.32	42.48	0.16	684.56
RW-07	726.92	02/24/2022	43.25	43.35	0.10	683.65
RW-07	726.93	04/01/2022	43.65	43.85	0.20	683.22
RW-07	726.93	04/28/2022	43.87	44.09	0.22	683.00
RW-07	726.93	05/04/2022	ARP	ARP	ARP	ARP
RW-07	726.93	05/25/2022	44.14	44.41	0.27	682.71
RW-08						
RW-08	730.40	09/06/2020	ND	38.36	0.00	692.04
RW-08	730.40	09/08/2020	ND	38.32	0.00	692.08
RW-08	730.40	09/14/2020	ND	31.89	0.00	698.51

Table 4
Summary of Recovery Well Gauging Data

Colonial Pipeline Company
2020-L1-SR2448
Huntersville, North Carolina

Well ID	Top Of Casing Elevation[1]	Date	Depth to Free Product (ft btoc)	Depth to Groundwater (ft btoc)	Free Product Thickness (ft)	Groundwater Elevation[2] (ft btoc)
RW-08	730.40	10/09/2020	ND	31.66	0.00	698.74
RW-08	730.40	10/19/2020	32.21	35.93	3.72	697.20
RW-08	730.40	11/09/2020	ND	33.42	0.00	696.98
RW-08	730.40	11/23/2020	33.56	35.98	2.42	696.20
RW-08	730.40	12/26/2020	ND	33.75	0.00	696.65
RW-08	730.40	01/19/2021	34.25	35.95	1.70	695.70
RW-08	730.40	01/25/2021	34.44	36.01	1.57	695.54
RW-08	730.40	02/01/2021	Dry	Dry	Dry	Dry
RW-08	730.40	02/08/2021	35.19	Dry	>0.92	Dry
RW-08	730.40	02/16/2021	35.44	36.01	0.57	694.81
RW-08	730.40	02/22/2021	ND	35.62	0.00	694.78
RW-08	730.40	03/04/2021	ND	35.88	0.00	694.52
RW-08	730.40	03/08/2021	ND	36.04	0.00	694.36
RW-08	730.40	03/15/2021	36.01	36.05	0.04	694.38
RW-08	730.40	04/01/2021	Dry	Dry	Dry	Dry
RW-08	730.40	04/12/2021	Dry	Dry	Dry	Dry
RW-08	730.40	04/19/2021	Dry	Dry	Dry	Dry
RW-08	730.40	04/29/2021	Dry	Dry	Dry	Dry
RW-08	730.40	05/03/2021	Dry	Dry	Dry	Dry
RW-08	730.40	05/10/2021	Dry	Dry	Dry	Dry
RW-08	730.40	05/18/2021	Dry	Dry	Dry	Dry
RW-08	730.40	05/26/2021	Dry	Dry	Dry	Dry
RW-08	730.40	05/31/2021	Dry	Dry	Dry	Dry
RW-08	730.40	06/09/2021	Dry	Dry	Dry	Dry
RW-08	730.40	06/14/2021	Dry	Dry	Dry	Dry
RW-08	730.40	06/21/2021	Dry	Dry	Dry	Dry
RW-08	730.40	07/01/2021	Dry	Dry	Dry	Dry
RW-08	730.40	07/06/2021	Dry	Dry	Dry	Dry
RW-08	730.40	07/14/2021	Dry	Dry	Dry	Dry
RW-08	730.40	07/28/2021	Dry	Dry	Dry	Dry
RW-08	730.40	08/16/2021	Dry	Dry	Dry	Dry
RW-08	730.40	08/26/2021	Dry	Dry	Dry	Dry
RW-08	730.40	08/30/2021	Dry	Dry	Dry	Dry
RW-08	730.40	09/16/2021	Dry	Dry	Dry	Dry
RW-08	730.40	09/23/2021	Dry	Dry	Dry	Dry
RW-08	730.40	10/06/2021	Dry	Dry	Dry	Dry
RW-08	730.40	10/12/2021	Dry	Dry	Dry	Dry
RW-08	730.40	10/27/2021	Dry	Dry	Dry	Dry
RW-08	730.40	11/01/2021	Dry	Dry	Dry	Dry
RW-08	730.40	11/15/2021	Dry	Dry	Dry	Dry
RW-08	730.40	11/22/2021	ND	34.14	0.00	696.26
RW-08	728.58	11/30/2021	Dry	Dry	Dry	Dry
RW-08	728.58	12/06/2021	Dry	Dry	Dry	Dry
RW-08	728.58	12/13/2021	Dry	Dry	Dry	Dry

Table 4
Summary of Recovery Well Gauging Data

Colonial Pipeline Company
2020-L1-SR2448
Huntersville, North Carolina

Well ID	Top Of Casing Elevation[1]	Date	Depth to Free Product (ft btoc)	Depth to Groundwater (ft btoc)	Free Product Thickness (ft)	Groundwater Elevation[2] (ft btoc)
RW-08	728.58	12/20/2021	Dry	Dry	Dry	Dry
RW-08	728.58	12/28/2021	Dry	Dry	Dry	Dry
RW-08	728.58	01/04/2022	Dry	Dry	Dry	Dry
RW-08	728.58	01/10/2022	Dry	Dry	Dry	Dry
RW-08	728.58	01/27/2022	Dry	Dry	Dry	Dry
RW-08	728.58	01/31/2022	Dry	Dry	Dry	Dry
RW-08	728.58	02/09/2022	Dry	Dry	Dry	Dry
RW-08	728.58	02/14/2022	Dry	Dry	Dry	Dry
RW-08	728.58	02/24/2022	Dry	Dry	Dry	Dry
RW-08	728.58	02/28/2022	Dry	Dry	Dry	Dry
RW-08	728.58	03/07/2022	Dry	Dry	Dry	Dry
RW-08	728.58	03/14/2022	Dry	Dry	Dry	Dry
RW-08	728.58	03/22/2022	Dry	Dry	Dry	Dry
RW-08	728.58	04/01/2022	Dry	Dry	Dry	Dry
RW-08	728.58	04/11/2022	Dry	Dry	Dry	Dry
RW-08	728.58	04/19/2022	Dry	Dry	Dry	Dry
RW-08	728.58	04/28/2022	Dry	Dry	Dry	Dry
RW-08	728.58	05/04/2022	Dry	Dry	Dry	Dry
RW-08	728.58	05/11/2022	Dry	Dry	Dry	Dry
RW-08	728.58	05/18/2022	Dry	Dry	Dry	Dry
RW-08	728.58	05/25/2022	Dry	Dry	Dry	Dry
RW-08	728.58	06/01/2022	Dry	Dry	Dry	Dry
RW-08	728.58	06/08/2022	Dry	Dry	Dry	Dry
RW-08	728.58	06/13/2022	Dry	Dry	Dry	Dry
RW-09						
RW-09	732.39	09/01/2020	29.95	39.55	9.60	699.87
RW-09	732.39	09/03/2020	37.55	37.85	0.30	694.76
RW-09	732.39	09/05/2020	29.88	41.42	11.54	699.42
RW-09	732.39	09/08/2020	30.50	38.05	7.55	699.87
RW-09	732.39	09/09/2020	30.20	40.10	9.90	699.54
RW-09	732.39	09/12/2020	31.07	39.46	8.39	699.07
RW-09	732.39	09/14/2020	30.15	37.85	7.70	700.18
RW-09	732.39	09/18/2020	31.30	37.50	6.20	699.43
RW-09	732.39	09/28/2020	37.70	38.53	0.83	694.46
RW-09	732.39	10/02/2020	30.10	42.80	12.70	698.89
RW-09	732.39	10/07/2020	31.10	40.20	9.10	698.85
RW-09	732.39	10/19/2020	31.13	42.88	11.75	698.11
RW-09	732.39	11/09/2020	32.05	42.90	10.85	697.43
RW-09	732.39	11/23/2020	32.31	42.93	10.62	697.24
RW-09	732.39	12/26/2020	31.02	39.58	8.56	699.08
RW-09	732.39	02/01/2021	31.21	37.90	6.69	699.39
RW-09	730.09	03/04/2021	31.61	36.26	4.65	697.24
RW-09	730.09	04/01/2021	32.33	34.98	2.65	697.05
RW-09	730.09	04/29/2021	32.09	34.78	2.69	697.28

Table 4
Summary of Recovery Well Gauging Data

Colonial Pipeline Company
2020-L1-SR2448
Huntersville, North Carolina

Well ID	Top Of Casing Elevation[1]	Date	Depth to Free Product (ft btoc)	Depth to Groundwater (ft btoc)	Free Product Thickness (ft)	Groundwater Elevation[2] (ft btoc)
RW-09	730.09	05/26/2021	32.77	35.35	2.58	696.63
RW-09	730.09	06/09/2021	33.29	34.77	1.48	696.40
RW-09	730.09	07/01/2021	33.78	36.00	2.22	695.72
RW-09	730.09	07/14/2021	33.94	36.63	2.69	695.43
RW-09	730.09	07/28/2021	34.29	36.55	2.26	695.20
RW-09	730.09	08/26/2021	34.87	37.13	2.26	694.62
RW-09	730.09	09/16/2021	35.69	39.89	4.20	693.28
RW-09	730.09	09/23/2021	36.05	36.58	0.53	693.90
RW-09	730.09	10/27/2021	36.98	37.34	0.36	693.01
RW-09	730.09	11/30/2021	34.42	38.53	4.11	694.57
RW-09	730.09	12/28/2021	37.92	39.31	1.39	691.80
RW-09	730.09	01/27/2022	38.03	40.52	2.49	691.39
RW-09	730.09	02/24/2022	38.25	40.55	2.30	691.22
RW-09	730.09	04/01/2022	38.57	NW	NW	NW
RW-09	730.09	04/28/2022	38.70	NW	NW	NW
RW-09	730.09	05/04/2022	ARP	ARP	ARP	ARP
RW-09	730.09	05/25/2022	38.88	NW	NW	NW
RW-10						
RW-10	734.38	09/01/2020	19.95	33.10	13.15	710.91
RW-10	734.38	09/03/2020	25.85	33.40	7.55	706.51
RW-10	734.38	09/05/2020	29.20	33.60	4.40	704.00
RW-10	734.38	09/08/2020	29.60	34.00	4.40	703.60
RW-10	734.38	09/09/2020	29.85	34.53	4.68	703.28
RW-10	734.38	09/12/2020	30.50	33.50	3.00	703.08
RW-10	734.38	09/14/2020	30.20	33.40	3.20	703.32
RW-10	734.38	09/18/2020	31.60	33.40	1.80	702.30
RW-10	734.38	09/28/2020	31.45	33.00	1.55	702.51
RW-10	734.38	10/02/2020	31.73	33.43	1.70	702.19
RW-10	734.38	10/07/2020	32.10	33.40	1.30	701.93
RW-10	734.38	10/19/2020	32.72	33.31	0.59	701.50
RW-10	734.38	10/21/2020	32.72	33.31	0.59	701.50
RW-10	734.38	11/09/2020	ND	33.20	0.00	701.18
RW-10	734.38	11/23/2020	33.21	33.60	0.39	701.06
RW-10	734.38	12/26/2020	ND	30.56	0.00	703.82
RW-10	734.38	02/01/2021	ND	30.57	0.00	703.81
RW-10	731.87	03/04/2021	ND	30.57	0.00	701.30
RW-10	731.87	04/01/2021	ND	30.57	0.00	701.30
RW-10	731.87	04/29/2021	ND	30.80	0.00	701.07
RW-10	731.87	05/26/2021	Dry	Dry	Dry	Dry
RW-10	731.87	05/31/2021	Dry	Dry	Dry	Dry
RW-10	731.87	06/09/2021	Dry	Dry	Dry	Dry
RW-10	731.87	07/01/2021	Dry	Dry	Dry	Dry
RW-10	731.87	07/14/2021	Dry	Dry	Dry	Dry
RW-10	731.87	07/28/2021	ND	30.93	0.00	700.94

Table 4
Summary of Recovery Well Gauging Data

Colonial Pipeline Company
2020-L1-SR2448
Huntersville, North Carolina

Well ID	Top Of Casing Elevation[1]	Date	Depth to Free Product (ft btoc)	Depth to Groundwater (ft btoc)	Free Product Thickness (ft)	Groundwater Elevation[2] (ft btoc)
RW-10	731.87	08/26/2021	ND	30.81	0.00	701.06
RW-10	731.87	09/16/2021	ND	30.76	0.00	701.11
RW-10	731.87	09/23/2021	ND	30.68	0.00	701.19
RW-10	731.87	10/27/2021	ND	30.82	0.00	701.05
RW-10	731.87	11/30/2021	Dry	Dry	Dry	Dry
RW-10	731.87	12/28/2021	ND	30.77	0.00	701.10
RW-10	731.87	01/27/2022	ND	30.60	0.00	701.27
RW-10	731.87	02/24/2022	Dry	Dry	Dry	Dry
RW-10	731.87	04/01/2022	Dry	Dry	Dry	Dry
RW-10	731.87	04/28/2022	Dry	Dry	Dry	Dry
RW-10	731.87	05/04/2022	Dry	Dry	Dry	Dry
RW-10	731.87	05/25/2022	Dry	Dry	Dry	Dry
RW-11						
RW-11	725.94	09/06/2020	32.23	34.39	2.16	693.13
RW-11	725.94	09/08/2020	31.60	32.80	1.20	694.02
RW-11	725.94	09/14/2020	28.85	31.62	2.77	696.35
RW-11	725.94	09/18/2020	ND	34.00	0.00	691.94
RW-11	725.94	09/28/2020	29.90	31.90	2.00	695.50
RW-11	725.94	10/02/2020	32.30	32.60	0.30	693.56
RW-11	725.94	10/05/2020	27.70	34.10	6.40	696.53
RW-11	725.94	10/19/2020	27.70	31.27	3.57	697.28
RW-11	725.94	11/09/2020	28.33	31.14	2.81	696.86
RW-11	725.94	11/23/2020	28.61	29.80	1.19	697.01
RW-11	725.94	10/21/2020	27.70	31.27	3.57	697.28
RW-11	725.94	12/26/2020	29.05	32.58	3.53	695.94
RW-11	725.94	02/01/2021	29.16	32.30	3.14	695.94
RW-11	725.94	03/04/2021	29.31	31.97	2.66	695.92
RW-11	725.94	04/01/2021	ND	29.30	0.00	696.64
RW-11	725.94	04/29/2021	29.10	35.46	6.36	695.14
RW-11	725.94	05/26/2021	30.41	32.23	1.82	695.04
RW-11	725.94	06/09/2021	30.57	31.25	0.68	695.19
RW-11	725.94	07/01/2021	30.88	31.55	0.67	694.88
RW-11	725.94	07/14/2021	31.51	32.36	0.85	694.20
RW-11	725.94	07/28/2021	29.29	29.33	0.04	696.64
RW-11	725.94	08/26/2021	32.72	33.23	0.51	693.08
RW-11	725.94	09/16/2021	33.32	34.03	0.71	692.43
RW-11	725.94	09/23/2021	33.30	34.09	0.79	692.43
RW-11	725.94	10/27/2021	33.87	34.54	0.67	691.89
RW-11	725.94	11/30/2021	34.24	34.97	0.73	691.50
RW-11	725.94	12/28/2021	34.55	35.40	0.85	691.16
RW-11	725.94	01/27/2022	31.18	31.28	0.10	694.73
RW-11	725.94	02/24/2022	ND	34.46	0.00	691.48
RW-11	725.94	04/01/2022	34.95	34.97	0.02	690.98

Table 4
Summary of Recovery Well Gauging Data

Colonial Pipeline Company
2020-L1-SR2448
Huntersville, North Carolina

Well ID	Top Of Casing Elevation[1]	Date	Depth to Free Product (ft btoc)	Depth to Groundwater (ft btoc)	Free Product Thickness (ft)	Groundwater Elevation[2] (ft btoc)
RW-11	725.94	04/28/2022	35.14	35.16	0.02	690.79
RW-11	725.94	05/04/2022	Dry	Dry	Dry	Dry
RW-11	725.94	05/25/2022	35.32	35.34	0.02	690.61
RW-12						
RW-12	726.61	09/05/2020	31.45	33.82	2.37	694.53
RW-12	726.61	09/06/2020	34.95	35.14	0.19	691.61
RW-12	726.61	09/08/2020	34.20	36.10	1.90	691.90
RW-12	726.61	09/09/2020	34.24	36.65	2.41	691.73
RW-12	726.61	09/10/2020	34.70	35.83	1.13	691.61
RW-12	726.61	09/12/2020	32.89	34.35	1.46	693.33
RW-12	726.61	09/14/2020	31.81	36.18	4.37	693.63
RW-12	726.61	09/18/2020	32.35	34.60	2.25	693.66
RW-12	726.61	09/28/2020	29.43	36.91	7.48	695.18
RW-12	726.61	10/02/2020	31.10	36.40	5.30	694.09
RW-12	726.61	10/06/2020	29.78	37.75	7.97	694.70
RW-12	726.61	10/19/2020	30.35	37.04	6.69	694.47
RW-12	726.61	11/09/2020	31.21	37.08	5.87	693.83
RW-12	726.61	11/23/2020	31.53	37.08	5.55	693.60
RW-12	726.61	12/26/2020	31.00	35.51	4.51	694.40
RW-12	726.61	02/01/2021	32.01	35.51	3.50	693.66
RW-12	726.61	03/04/2021	32.52	35.51	2.99	693.29
RW-12	726.61	04/01/2021	32.79	35.48	2.69	693.10
RW-12	726.61	04/29/2021	32.77	35.46	2.69	693.12
RW-12	726.61	05/26/2021	33.34	35.48	2.14	692.70
RW-12	726.61	06/09/2021	33.63	35.54	1.91	692.47
RW-12	726.61	07/01/2021	34.08	35.48	1.40	692.16
RW-12	726.61	07/14/2021	34.37	35.41	1.04	691.96
RW-12	726.61	07/28/2021	34.84	35.45	0.61	691.61
RW-12	726.61	08/26/2021	35.48	35.53	0.05	691.12
RW-12	726.61	09/16/2021	Dry	Dry	Dry	Dry
RW-12	726.61	09/23/2021	Dry	Dry	Dry	Dry
RW-12	726.61	10/27/2021	Dry	Dry	Dry	Dry
RW-12	726.61	11/30/2021	Dry	Dry	Dry	Dry
RW-12	726.61	12/28/2021	35.50	35.56	0.06	691.09
RW-12	726.61	01/27/2022	Dry	Dry	Dry	Dry
RW-12	726.61	02/24/2022	ND	35.63	0.00	690.98
RW-12	726.61	04/01/2022	Dry	Dry	Dry	Dry
RW-12	726.61	04/28/2022	Dry	Dry	Dry	Dry
RW-12	726.61	05/04/2022	Dry	Dry	Dry	Dry
RW-12	726.61	05/25/2022	Dry	Dry	Dry	Dry
RW-13						
RW-13	732.30	09/05/2020	ND	24.90	0.00	707.40
RW-13	732.30	09/06/2020	ND	26.54	0.00	705.76
RW-13	732.30	09/08/2020	ND	27.05	0.00	705.25

Table 4
Summary of Recovery Well Gauging Data

Colonial Pipeline Company
2020-L1-SR2448
Huntersville, North Carolina

Well ID	Top Of Casing Elevation[1]	Date	Depth to Free Product (ft btoc)	Depth to Groundwater (ft btoc)	Free Product Thickness (ft)	Groundwater Elevation[2] (ft btoc)
RW-13	732.30	09/14/2020	ND	27.93	0.00	704.37
RW-13	732.30	10/09/2020	ND	28.34	0.00	703.96
RW-13	732.30	10/19/2020	33.87	34.11	0.24	698.36
RW-13	732.30	11/09/2020	ND	31.09	0.00	701.21
RW-13	732.30	11/23/2020	31.10	31.23	0.13	701.16
RW-13	732.30	12/26/2020	ND	31.85	0.00	700.45
RW-13	732.30	01/25/2021	32.53	32.79	0.26	699.70
RW-13	732.30	02/01/2021	32.67	32.92	0.25	699.56
RW-13	732.30	02/08/2021	32.82	33.09	0.27	699.41
RW-13	732.30	02/16/2021	32.86	33.18	0.32	699.35
RW-13	732.30	03/04/2021	33.10	33.39	0.29	699.12
RW-13	732.30	04/01/2021	33.13	33.42	0.29	699.09
RW-13	732.30	04/12/2021	33.22	33.53	0.31	699.00
RW-13	732.30	04/19/2021	ND	33.13	0.00	699.17
RW-13	732.30	04/29/2021	33.08	33.36	0.28	699.15
RW-13	732.30	05/03/2021	35.07	35.33	0.26	697.16
RW-13	732.30	05/10/2021	33.06	33.35	0.29	699.16
RW-13	732.30	05/18/2021	33.19	33.46	0.27	699.04
RW-13	732.30	05/26/2021	33.76	34.10	0.34	698.45
RW-13	732.30	05/31/2021	ND	33.96	0.00	698.34
RW-13	732.30	06/07/2021	ND	34.04	0.00	698.26
RW-13	732.30	06/14/2021	ND	34.04	0.00	698.26
RW-13	732.30	06/21/2021	31.11	31.43	0.32	701.10
RW-13	732.30	07/01/2021	31.49	31.83	0.34	700.72
RW-13	732.30	07/06/2021	31.68	32.04	0.36	700.52
RW-13	732.30	07/14/2021	32.16	32.53	0.37	700.04
RW-13	732.30	07/28/2021	29.62	29.65	0.03	702.67
RW-13	732.30	08/16/2021	31.42	32.79	1.37	700.51
RW-13	732.30	08/26/2021	32.70	33.14	0.44	699.48
RW-13	732.30	08/30/2021	32.77	33.19	0.42	699.42
RW-13	732.30	09/16/2021	33.92	34.21	0.29	698.30
RW-13	732.30	09/23/2021	33.91	33.92	0.01	698.39
RW-13	732.30	10/27/2021	34.13	34.34	0.21	698.11
RW-13	730.51	11/30/2021	34.25	34.41	0.16	696.22
RW-13	730.51	12/28/2021	34.32	34.55	0.23	696.13
RW-13	730.51	01/27/2022	34.46	34.86	0.40	695.94
RW-13	730.51	02/24/2022	ND	34.60	0.00	695.91
RW-13	730.51	04/01/2022	34.94	NW	NW	NW
RW-13	730.51	04/28/2022	35.16	35.46	0.30	695.27
RW-13	730.51	04/28/2022	Dry	Dry	Dry	Dry
RW-13	730.51	05/25/2022	35.25	35.51	0.26	695.19

Table 4
Summary of Recovery Well Gauging Data

Colonial Pipeline Company
2020-L1-SR2448
Huntersville, North Carolina

Well ID	Top Of Casing Elevation[1]	Date	Depth to Free Product (ft btoc)	Depth to Groundwater (ft btoc)	Free Product Thickness (ft)	Groundwater Elevation[2] (ft btoc)
RW-14						
RW-14	732.14	09/06/2020	27.12	39.68	12.56	701.65
RW-14	732.14	09/08/2020	27.15	36.25	9.10	702.55
RW-14	732.14	09/10/2020	27.95	35.05	7.10	702.29
RW-14	732.14	09/12/2020	27.40	38.95	11.55	701.65
RW-14	732.14	09/14/2020	27.68	39.15	11.47	701.39
RW-14	732.14	09/18/2020	29.15	39.20	10.05	700.30
RW-14	732.14	09/28/2020	29.30	39.93	10.63	699.99
RW-14	732.14	10/02/2020	29.63	39.95	10.32	699.74
RW-14	732.14	10/06/2020	29.90	40.00	10.10	699.53
RW-14	732.14	10/19/2020	30.60	39.94	9.34	699.04
RW-14	732.14	11/09/2020	31.69	40.10	8.41	698.20
RW-14	732.14	11/23/2020	32.09	40.05	7.96	697.92
RW-14	732.14	12/26/2020	33.11	38.57	5.46	697.56
RW-14	732.14	02/01/2021	33.65	37.77	4.12	697.38
RW-14	732.14	03/04/2021	33.92	37.62	3.70	697.23
RW-14	732.14	04/01/2021	34.07	38.02	3.95	697.01
RW-14	732.14	04/29/2021	33.80	37.56	3.76	697.33
RW-14	732.14	05/26/2021	34.06	37.04	2.98	697.28
RW-14	732.14	06/09/2021	34.29	36.91	2.62	697.14
RW-14	732.14	07/01/2021	34.58	36.75	2.17	696.98
RW-14	732.14	07/14/2021	34.86	36.84	1.98	696.75
RW-14	732.14	07/28/2021	35.33	36.67	1.34	696.45
RW-14	732.14	08/26/2021	36.04	37.48	1.44	695.71
RW-14	732.14	09/16/2021	36.94	37.53	0.59	695.04
RW-14	732.14	09/23/2021	37.27	37.91	0.64	694.69
RW-14	732.14	10/27/2021	37.89	39.81	1.92	693.73
RW-14	732.14	11/30/2021	Dry	Dry	Dry	Dry
RW-14	732.14	12/28/2021	ND	39.16	0.00	692.98
RW-14	732.14	01/27/2022	Dry	Dry	Dry	Dry
RW-14	728.84	02/24/2022	ND	36.73	0.00	692.11
RW-14	728.84	04/01/2022	Dry	Dry	Dry	Dry
RW-14	728.84	04/28/2022	Dry	Dry	Dry	Dry
RW-14	728.84	05/04/2022	Dry	Dry	Dry	Dry
RW-14	728.84	05/25/2022	Dry	Dry	Dry	Dry
RW-15						
RW-15	723.99	09/06/2020	34.07	34.10	0.03	689.91
RW-15	723.99	09/08/2020	34.15	34.17	0.02	689.83
RW-15	723.99	09/14/2020	34.25	34.29	0.04	689.73
RW-15	723.99	09/28/2020	34.62	34.68	0.06	689.35
RW-15	723.99	10/09/2020	ND	34.98	0.00	689.01
RW-15	723.99	10/19/2020	35.02	35.12	0.10	688.94
RW-15	723.99	11/09/2020	35.09	35.29	0.20	688.85
RW-15	723.99	11/09/2020	34.94	35.03	0.09	689.03

Table 4
Summary of Recovery Well Gauging Data

Colonial Pipeline Company
2020-L1-SR2448
Huntersville, North Carolina

Well ID	Top Of Casing Elevation[1]	Date	Depth to Free Product (ft btoc)	Depth to Groundwater (ft btoc)	Free Product Thickness (ft)	Groundwater Elevation[2] (ft btoc)
RW-15	723.99	11/23/2020	ND	45.23	0.00	678.76
RW-15	723.99	12/26/2020	35.01	35.25	0.24	688.92
RW-15	723.99	01/19/2021	34.99	35.35	0.36	688.90
RW-15	723.99	01/25/2021	34.84	35.21	0.37	689.05
RW-15	723.99	02/01/2021	34.73	35.11	0.38	689.16
RW-15	723.99	02/08/2021	35.15	35.60	0.45	688.72
RW-15	723.99	02/16/2021	34.78	35.21	0.43	689.09
RW-15	723.99	02/22/2021	34.60	35.50	0.90	689.15
RW-15	723.99	03/04/2021	34.45	34.90	0.45	689.42
RW-15	723.99	03/08/2021	34.63	35.13	0.50	689.23
RW-15	723.99	03/15/2021	34.49	34.98	0.49	689.37
RW-15	723.99	03/22/2021	34.36	34.82	0.46	689.51
RW-15	723.99	04/01/2021	34.16	34.59	0.43	689.71
RW-15	723.99	04/12/2021	34.09	34.50	0.41	689.79
RW-15	723.99	04/19/2021	34.02	34.43	0.41	689.86
RW-15	723.99	04/29/2021	33.96	34.36	0.40	689.92
RW-15	723.99	05/03/2021	34.07	34.51	0.44	689.80
RW-15	723.99	05/10/2021	34.12	34.55	0.43	689.75
RW-15	723.99	05/18/2021	34.18	34.65	0.47	689.68
RW-15	723.99	05/26/2021	34.10	34.55	0.45	689.77
RW-15	723.99	05/31/2021	34.38	34.88	0.50	689.48
RW-15	723.99	06/07/2021	34.45	34.96	0.51	689.40
RW-15	723.99	06/14/2021	34.48	35.01	0.53	689.37
RW-15	723.99	06/21/2021	34.64	35.18	0.54	689.21
RW-15	723.99	07/01/2021	34.76	35.34	0.58	689.07
RW-15	723.99	07/06/2021	35.00	35.59	0.59	688.83
RW-15	723.99	07/14/2021	32.90	33.50	0.60	690.93
RW-15	723.99	07/28/2021	33.52	33.85	0.33	690.38
RW-15	723.99	08/26/2021	34.59	35.10	0.51	689.26
RW-15	723.99	09/16/2021	35.35	35.93	0.58	688.48
RW-15	723.99	09/23/2021	35.57	36.03	0.46	688.30
RW-15	723.99	10/27/2021	36.66	37.10	0.44	687.21
RW-15	723.99	11/30/2021	37.66	38.42	0.76	686.13
RW-15	723.99	12/28/2021	38.58	39.34	0.76	685.21
RW-15	723.99	01/27/2022	39.90	40.77	0.87	683.86
RW-15	723.99	02/24/2022	40.29	NW	NW	NW
RW-15	723.99	04/01/2022	41.23	NW	NW	NW
RW-15	723.99	04/28/2022	Dry	Dry	Dry	Dry
RW-15	723.99	05/04/2022	Dry	Dry	Dry	Dry
RW-15	723.99	05/25/2022	Dry	Dry	Dry	Dry
RW-16						
RW-16	732.10	09/05/2020	30.80	37.71	6.91	699.45
RW-16	732.10	09/06/2020	30.14	36.39	6.25	700.28
RW-16	732.10	09/08/2020	30.60	35.70	5.10	700.13

Table 4
Summary of Recovery Well Gauging Data

Colonial Pipeline Company
2020-L1-SR2448
Huntersville, North Carolina

Well ID	Top Of Casing Elevation[1]	Date	Depth to Free Product (ft btoc)	Depth to Groundwater (ft btoc)	Free Product Thickness (ft)	Groundwater Elevation[2] (ft btoc)
RW-16	732.10	09/09/2020	29.80	39.92	10.12	699.59
RW-16	732.10	09/10/2020	35.95	39.70	3.75	695.14
RW-16	732.10	09/12/2020	34.65	38.60	3.95	696.39
RW-16	732.10	09/14/2020	30.85	36.70	5.85	699.68
RW-16	732.10	09/18/2020	32.15	36.30	4.15	698.83
RW-16	732.10	09/28/2020	31.55	37.40	5.85	698.98
RW-16	732.10	10/02/2020	31.47	37.82	6.35	698.93
RW-16	732.10	10/06/2020	30.90	40.50	9.60	698.63
RW-16	732.10	10/19/2020	31.00	43.12	12.12	697.85
RW-16	732.10	11/09/2020	32.05	42.12	10.07	697.35
RW-16	732.10	11/23/2020	32.43	42.34	9.91	697.01
RW-16	732.10	12/26/2020	31.37	39.10	7.73	698.66
RW-16	732.10	02/01/2021	31.84	38.08	6.24	698.59
RW-16	732.10	03/04/2021	32.49	36.72	4.23	698.47
RW-16	732.10	04/01/2021	33.10	35.82	2.72	698.27
RW-16	732.10	04/29/2021	32.56	35.85	3.29	698.65
RW-16	732.10	05/26/2021	33.32	34.98	1.66	698.33
RW-16	732.10	06/09/2021	33.51	35.02	1.51	698.18
RW-16	732.10	07/01/2021	33.70	35.49	1.79	697.92
RW-16	732.10	07/14/2021	34.26	34.98	0.72	697.64
RW-16	732.10	07/28/2021	34.58	35.79	1.21	697.19
RW-16	732.10	08/26/2021	35.45	36.38	0.93	696.40
RW-16	732.10	09/16/2021	36.29	37.54	1.25	695.47
RW-16	732.10	09/23/2021	36.79	37.41	0.62	695.14
RW-16	732.10	10/27/2021	37.82	38.29	0.47	694.15
RW-16	732.10	11/30/2021	39.75	39.91	0.16	692.30
RW-16	732.10	12/28/2021	39.01	39.07	0.06	693.07
RW-16	732.10	01/27/2022	39.50	39.54	0.04	692.58
RW-16	732.10	02/24/2022	40.14	40.16	0.02	691.95
RW-16	732.10	04/01/2022	Dry	Dry	Dry	Dry
RW-16	732.10	04/28/2022	Dry	Dry	Dry	Dry
RW-16	732.10	05/04/2022	Dry	Dry	Dry	Dry
RW-16	732.10	05/25/2022	ND	41.58	0.00	690.52
RW-17						
RW-17	729.57	09/06/2020	ND	19.94	0.00	709.63
RW-17	729.57	09/08/2020	ND	20.05	0.00	709.52
RW-17	729.57	09/14/2020	ND	20.05	0.00	709.52
RW-17	729.57	09/28/2020	ND	20.04	0.00	709.53
RW-17	729.57	10/09/2020	ND	20.06	0.00	709.51
RW-17	729.57	10/19/2020	ND	20.06	0.00	709.51
RW-17	729.57	11/09/2020	ND	20.09	0.00	709.48
RW-17	729.57	11/23/2020	ND	20.09	0.00	709.48
RW-17	729.57	12/26/2020	ND	20.11	0.00	709.46
RW-17	729.57	01/25/2021	ND	20.08	0.00	709.49

Table 4
Summary of Recovery Well Gauging Data

Colonial Pipeline Company
2020-L1-SR2448
Huntersville, North Carolina

Well ID	Top Of Casing Elevation[1]	Date	Depth to Free Product (ft btoc)	Depth to Groundwater (ft btoc)	Free Product Thickness (ft)	Groundwater Elevation[2] (ft btoc)
RW-17	729.57	02/01/2021	ND	Dry	Dry	Dry
RW-17	729.57	02/08/2021	ND	20.08	0.00	709.49
RW-17	729.57	02/16/2021	ND	20.08	0.00	709.49
RW-17	729.57	02/22/2021	Dry	Dry	Dry	Dry
RW-17	729.57	03/04/2021	Dry	Dry	Dry	Dry
RW-17	729.57	03/08/2021	ND	21.08	0.00	708.49
RW-17	729.57	03/15/2021	ND	20.11	0.00	709.46
RW-17	729.57	03/22/2021	ND	20.08	0.00	709.49
RW-17	729.57	04/01/2021	ND	20.08	0.00	709.49
RW-17	729.57	04/12/2021	ND	20.11	0.00	709.46
RW-17	729.57	04/19/2021	Dry	Dry	Dry	Dry
RW-17	729.57	04/29/2021	Dry	Dry	Dry	Dry
RW-17	729.57	05/03/2021	Dry	Dry	Dry	Dry
RW-17	729.57	05/10/2021	Dry	Dry	Dry	Dry
RW-17	729.57	05/18/2021	17.74	17.76	0.02	711.82
RW-17	729.57	05/26/2021	ND	18.58	0.00	710.99
RW-17	729.57	06/07/2021	ND	18.72	0.00	710.85
RW-17	729.57	07/01/2021	Dry	Dry	Dry	Dry
RW-17	729.57	07/06/2021	Dry	Dry	Dry	Dry
RW-17	729.57	07/14/2021	Dry	Dry	Dry	Dry
RW-17	729.57	07/28/2021	18.58	18.58	0.00	710.99
RW-17	729.57	08/16/2021	ND	18.72	0.00	710.85
RW-17	729.57	08/26/2021	Dry	Dry	Dry	Dry
RW-17	729.57	08/30/2021	17.98	18.02	0.04	711.58
RW-17	729.57	09/16/2021	Dry	Dry	Dry	Dry
RW-17	729.57	09/23/2021	ND	18.75	0.00	710.82
RW-17	729.57	10/06/2021	ND	17.85	0.00	711.72
RW-17	729.57	10/27/2021	ND	18.73	0.00	710.84
RW-17	729.57	11/01/2021	Dry	Dry	Dry	Dry
RW-17	729.57	11/15/2021	17.74	18.66	0.92	711.58
RW-17	729.57	11/22/2021	ND	17.95	0.00	711.62
RW-17	729.57	11/30/2021	Dry	Dry	Dry	Dry
RW-17	729.57	12/06/2021	ND	17.77	0.00	711.80
RW-17	729.57	12/13/2021	17.60	18.71	1.11	711.67
RW-17	729.57	12/20/2021	17.65	18.75	1.10	711.63
RW-17	729.57	12/28/2021	18.55	18.72	0.17	710.97
RW-17	729.57	01/04/2022	17.82	18.31	0.49	711.62
RW-17	729.57	01/10/2022	17.79	18.56	0.77	711.57
RW-17	729.57	01/27/2022	ND	18.72	0.00	710.85
RW-17	729.57	01/31/2022	17.75	18.00	0.25	711.75
RW-17	729.57	02/09/2022	17.15	17.43	0.28	712.35
RW-17	729.57	02/14/2022	ND	17.68	0.00	711.89
RW-17	729.57	02/24/2022	ND	18.71	0.00	710.86
RW-17	729.57	02/28/2022	ND	17.28	0.00	712.29

Table 4
Summary of Recovery Well Gauging Data

Colonial Pipeline Company
2020-L1-SR2448
Huntersville, North Carolina

Well ID	Top Of Casing Elevation[1]	Date	Depth to Free Product (ft btoc)	Depth to Groundwater (ft btoc)	Free Product Thickness (ft)	Groundwater Elevation[2] (ft btoc)
RW-17	729.57	03/07/2022	17.36	17.50	0.14	712.17
RW-17	729.57	03/14/2022	17.63	17.73	0.10	711.91
RW-17	729.57	03/22/2022	17.60	17.71	0.11	711.94
RW-17	729.57	04/01/2022	Dry	Dry	Dry	Dry
RW-17	729.57	04/11/2022	18.62	18.72	0.10	710.92
RW-17	729.57	04/19/2022	18.48	18.63	0.15	711.05
RW-17	729.57	04/28/2022	Dry	Dry	Dry	Dry
RW-17	729.57	05/04/2022	18.60	18.74	0.14	710.93
RW-17	729.57	05/11/2022	18.63	18.76	0.13	710.91
RW-17	729.57	05/18/2022	18.65	18.78	0.13	710.89
RW-17	729.57	05/25/2022	Dry	Dry	Dry	Dry
RW-17	729.57	06/01/2022	18.74	18.76	0.02	710.82
RW-17	729.57	06/08/2022	18.73	18.78	0.05	710.83
RW-17	729.57	06/13/2022	Dry	Dry	Dry	Dry
RW-18						
RW-18	737.66	09/08/2020	36.15	40.20	4.05	700.42
RW-18	737.66	09/09/2020	36.40	41.35	4.95	699.93
RW-18	737.66	09/12/2020	36.50	40.00	3.50	700.22
RW-18	737.66	09/14/2020	34.95	42.00	7.05	700.82
RW-18	737.66	09/18/2020	36.55	42.00	5.45	699.65
RW-18	737.66	09/28/2020	35.42	45.45	10.03	699.55
RW-18	737.66	10/02/2020	35.20	47.65	12.45	699.12
RW-18	737.66	10/07/2020	35.70	47.48	11.78	698.80
RW-18	737.66	10/19/2020	36.54	47.75	11.21	698.12
RW-18	737.66	11/09/2020	37.73	47.71	9.98	697.26
RW-18	737.66	11/23/2020	37.86	47.57	9.71	697.20
RW-18	737.66	12/26/2020	36.91	45.38	8.47	698.48
RW-18	737.66	02/01/2021	38.19	43.31	5.12	698.10
RW-18	737.66	03/04/2021	38.30	42.78	4.48	698.16
RW-18	735.96	04/01/2021	39.05	41.76	2.71	696.18
RW-18	735.96	04/29/2021	39.67	40.76	1.09	696.00
RW-18	735.96	05/26/2021	39.51	41.28	1.77	695.98
RW-18	735.96	06/09/2021	39.68	41.45	1.77	695.81
RW-18	735.96	07/01/2021	39.60	42.39	2.79	695.61
RW-18	735.96	07/14/2021	40.08	41.97	1.89	695.37
RW-18	735.96	07/28/2021	40.32	42.42	2.10	695.08
RW-18	735.96	08/26/2021	ND	40.98	0.00	694.98
RW-18	735.96	09/16/2021	41.36	43.25	1.89	694.09
RW-18	735.96	09/23/2021	41.56	43.17	1.61	693.97
RW-18	735.96	10/27/2021	42.26	43.52	1.26	693.36
RW-18	735.96	11/30/2021	43.15	43.61	0.46	692.69
RW-18	735.96	12/28/2021	43.54	44.08	0.54	692.28
RW-18	735.96	01/27/2022	ND	43.82	0.00	692.14
RW-18	735.96	02/24/2022	44.13	44.95	0.82	691.61

Table 4
Summary of Recovery Well Gauging Data

Colonial Pipeline Company
2020-L1-SR2448
Huntersville, North Carolina

Well ID	Top Of Casing Elevation[1]	Date	Depth to Free Product (ft btoc)	Depth to Groundwater (ft btoc)	Free Product Thickness (ft)	Groundwater Elevation[2] (ft btoc)
RW-18	735.96	04/01/2022	ND	44.03	0.00	691.93
RW-18	735.96	04/28/2022	44.37	46.02	1.65	691.15
RW-18	735.96	05/04/2022	ARP	ARP	ARP	ARP
RW-18	735.96	05/25/2022	44.87	46.11	1.24	690.76
RW-19						
RW-19	722.02	09/08/2020	ND	32.80	0.00	689.22
RW-19	722.02	09/14/2020	ND	32.74	0.00	689.28
RW-19	722.02	09/28/2020	ND	32.92	0.00	689.10
RW-19	722.02	10/09/2020	ND	33.23	0.00	688.79
RW-19	722.02	10/19/2020	ND	33.28	0.00	688.74
RW-19	722.02	11/09/2020	33.28	33.30	0.02	688.73
RW-19	722.02	11/09/2020	33.06	33.16	0.10	688.93
RW-19	722.02	11/23/2020	ND	33.22	0.00	688.80
RW-19	722.02	12/26/2020	33.09	33.29	0.20	688.88
RW-19	722.02	01/19/2021	33.07	33.57	0.50	688.82
RW-19	722.02	01/25/2021	32.94	33.48	0.54	688.94
RW-19	722.02	02/01/2021	32.89	33.42	0.53	688.99
RW-19	722.02	02/08/2021	33.18	33.93	0.75	688.64
RW-19	722.02	02/16/2021	32.82	33.64	0.82	688.98
RW-19	722.02	02/22/2021	32.67	33.51	0.84	689.13
RW-19	722.02	03/04/2021	32.44	33.59	1.15	689.27
RW-19	722.02	03/08/2021	32.57	33.93	1.36	689.09
RW-19	722.02	03/15/2021	32.37	33.92	1.55	689.24
RW-19	722.02	03/22/2021	32.2	33.89	1.69	689.37
RW-19	722.02	04/01/2021	31.89	33.89	2.00	689.59
RW-19	722.02	04/12/2021	32.7	34	1.30	688.97
RW-19	722.02	04/19/2021	31.59	34.1	2.51	689.76
RW-19	722.02	04/29/2021	31.48	34.21	2.73	689.81
RW-19	722.02	05/03/2021	31.5	34.41	2.91	689.74
RW-19	722.02	05/10/2021	31.55	34.63	3.08	689.65
RW-19	722.02	05/18/2021	31.53	34.9	3.37	689.59
RW-19	722.02	05/26/2021	31.43	35.08	3.65	689.61
RW-19	722.02	05/31/2021	31.61	35.41	3.80	689.39
RW-19	722.02	06/07/2021	31.65	35.70	4.05	689.29
RW-19	722.02	06/14/2021	31.62	35.94	4.32	689.24
RW-19	722.02	06/21/2021	31.73	36.29	4.56	689.07
RW-19	722.02	07/01/2021	31.77	36.69	4.92	688.93
RW-19	722.02	07/06/2021	31.95	37.09	5.14	688.69
RW-19	722.02	07/14/2021	28.93	34.33	5.40	691.64
RW-19	722.02	07/28/2021	30.7	31.41	0.71	691.13
RW-19	722.02	10/27/2021	33.86	34.21	0.35	688.07
RW-19	722.02	08/26/2021	31.76	32.57	0.81	690.04
RW-19	722.02	09/16/2021	32.60	33.09	0.49	689.29
RW-19	722.02	09/23/2021	32.84	33.23	0.39	689.08

Table 4
Summary of Recovery Well Gauging Data

Colonial Pipeline Company
2020-L1-SR2448
Huntersville, North Carolina

Well ID	Top Of Casing Elevation[1]	Date	Depth to Free Product (ft btoc)	Depth to Groundwater (ft btoc)	Free Product Thickness (ft)	Groundwater Elevation[2] (ft btoc)
RW-19	722.02	11/30/2021	34.87	35.32	0.45	687.03
RW-19	722.02	12/28/2021	35.71	36.23	0.52	686.17
RW-19	722.02	01/27/2022	36.90	37.66	0.76	684.92
RW-19	722.02	02/24/2022	38.26	38.69	0.43	683.64
RW-19	722.02	04/01/2022	39.05	39.48	0.43	682.85
RW-19	722.02	04/28/2022	39.82	40.17	0.35	682.11
RW-19	722.02	05/04/2022	ARP	ARP	ARP	ARP
RW-19	722.02	05/25/2022	40.37	40.48	0.11	681.62
RW-20						
RW-20	731.69	09/08/2020	ND	28.75	0.00	702.94
RW-20	731.69	09/14/2020	26.90	36.20	9.30	702.30
RW-20	731.69	09/28/2020	31.55	33.20	1.65	699.69
RW-20	731.69	10/02/2020	30.60	31.65	1.05	700.81
RW-20	731.69	10/06/2020	30.50	31.90	1.40	700.81
RW-20	731.69	10/19/2020	30.29	32.90	2.61	700.70
RW-20	731.69	10/21/2020	30.29	32.90	2.61	700.70
RW-20	731.69	11/09/2020	30.62	35.09	4.47	699.87
RW-20	731.69	11/23/2020	30.96	35.84	4.88	699.42
RW-20	731.69	12/26/2020	31.84	36.35	4.51	698.64
RW-20	731.69	02/01/2021	32.15	36.50	4.35	698.37
RW-20	731.69	03/04/2021	32.29	36.48	4.19	698.27
RW-20	731.69	04/01/2021	33.31	35.79	2.48	697.71
RW-20	731.69	04/29/2021	33.39	35.10	1.71	697.84
RW-20	731.69	05/26/2021	33.87	34.37	0.50	697.68
RW-20	731.69	06/09/2021	34.06	34.29	0.23	697.56
RW-20	731.69	07/01/2021	34.18	34.42	0.24	697.44
RW-20	731.69	07/14/2021	34.41	34.49	0.08	697.25
RW-20	731.69	07/28/2021	35.11	35.43	0.32	696.49
RW-20	731.69	08/26/2021	35.48	36.04	0.56	696.06
RW-20	731.69	09/16/2021	36.63	37.11	0.48	694.93
RW-20	731.69	09/23/2021	36.75	36.95	0.20	694.88
RW-20	731.69	10/27/2021	36.63	36.85	0.22	695.00
RW-20	731.69	11/30/2021	36.25	36.51	0.26	695.37
RW-20	731.69	12/28/2021	36.70	36.96	0.26	694.92
RW-20	731.69	01/27/2022	34.85	35.02	0.17	696.79
RW-20	730.07	02/24/2022	ND	35.02	0.00	695.05
RW-20	730.07	04/01/2022	34.75	35.00	0.25	695.25
RW-20	730.07	04/28/2022	34.83	35.66	0.83	695.02
RW-20	730.07	05/04/2022	ARP	ARP	ARP	ARP
RW-20	730.07	05/25/2022	34.65	35.45	0.80	695.21
RW-21						
RW-21	731.68	09/13/2020	28.50	42.55	14.05	699.42
RW-21	731.68	09/14/2020	30.72	36.55	5.83	699.40
RW-21	731.68	09/18/2020	31.30	38.00	6.70	698.59

Table 4
Summary of Recovery Well Gauging Data

Colonial Pipeline Company
2020-L1-SR2448
Huntersville, North Carolina

Well ID	Top Of Casing Elevation[1]	Date	Depth to Free Product (ft btoc)	Depth to Groundwater (ft btoc)	Free Product Thickness (ft)	Groundwater Elevation[2] (ft btoc)
RW-21	731.68	09/28/2020	30.08	41.40	11.32	698.57
RW-21	731.68	10/02/2020	30.28	41.15	10.87	698.49
RW-21	731.68	10/06/2020	30.40	41.55	11.15	698.30
RW-21	731.68	10/19/2020	30.13	45.10	14.97	697.55
RW-21	731.68	11/09/2020	31.09	44.70	13.61	696.95
RW-21	731.68	11/23/2020	31.50	42.64	11.14	697.20
RW-21	731.68	12/26/2020	32.40	40.56	8.16	697.10
RW-21	731.68	02/01/2021	32.81	39.59	6.78	697.06
RW-21	731.68	03/04/2021	33.36	38.60	5.24	696.92
RW-21	731.68	04/01/2021	35.58	38.86	3.28	695.23
RW-21	731.68	04/29/2021	33.22	38.34	5.12	697.09
RW-21	731.68	05/26/2021	33.64	38.27	4.63	696.80
RW-21	731.68	06/09/2021	33.82	38.34	4.52	696.65
RW-21	731.68	07/01/2021	34.10	38.18	4.08	696.49
RW-21	731.68	07/14/2021	34.36	38.47	4.11	696.22
RW-21	731.68	07/28/2021	34.94	38.05	3.11	695.91
RW-21	731.68	08/26/2021	35.71	38.91	3.20	695.12
RW-21	731.68	09/16/2021	36.74	39.48	2.74	694.21
RW-21	731.68	09/23/2021	36.82	40.65	3.83	693.84
RW-21	731.68	10/27/2021	37.76	41.98	4.22	692.79
RW-21	731.68	11/30/2021	38.98	40.17	1.19	692.38
RW-21	731.68	12/28/2021	39.87	40.54	0.67	691.63
RW-21	731.68	01/27/2022	38.44	39.05	0.61	693.08
RW-21	729.78	02/24/2022	39.20	39.69	0.49	690.45
RW-21	729.78	04/01/2022	39.90	40.49	0.59	689.72
RW-21	729.78	04/28/2022	40.77	42.02	1.25	688.68
RW-21	729.78	05/04/2022	ARP	ARP	ARP	ARP
RW-21	729.78	05/25/2022	41.28	42.62	1.34	688.14
RW-22						
RW-22	726.60	09/10/2020	25.62	39.00	13.38	697.40
RW-22	726.60	09/12/2020	26.70	31.62	4.92	698.58
RW-22	726.60	09/14/2020	25.55	30.85	5.30	699.63
RW-22	726.60	09/18/2020	26.10	32.10	6.00	698.89
RW-22	726.60	09/28/2020	26.20	30.75	4.55	699.18
RW-22	726.60	10/02/2020	25.55	33.00	7.45	699.06
RW-22	726.60	10/05/2020	25.53	34.50	8.97	698.67
RW-22	726.60	10/19/2020	25.93	37.32	11.39	697.62
RW-22	726.60	11/09/2020	26.89	36.99	10.10	697.01
RW-22	726.60	11/23/2020	27.29	36.70	9.41	696.79
RW-22	726.60	12/26/2020	26.43	27.75	1.32	699.82
RW-22	726.60	02/01/2021	26.68	34.43	7.75	697.85
RW-22	727.54	03/04/2021	29.80	31.73	1.93	697.22
RW-22	727.54	04/01/2021	30.31	30.73	0.42	697.12
RW-22	727.54	04/29/2021	30.21	30.39	0.18	697.28

Table 4
Summary of Recovery Well Gauging Data

Colonial Pipeline Company
2020-L1-SR2448
Huntersville, North Carolina

Well ID	Top Of Casing Elevation[1]	Date	Depth to Free Product (ft btoc)	Depth to Groundwater (ft btoc)	Free Product Thickness (ft)	Groundwater Elevation[2] (ft btoc)
RW-22	727.54	05/26/2021	30.95	31.11	0.16	696.55
RW-22	727.54	06/09/2021	31.28	31.52	0.24	696.20
RW-22	727.54	07/01/2021	31.85	32.06	0.21	695.63
RW-22	727.54	07/14/2021	32.24	32.44	0.20	695.25
RW-22	727.54	07/28/2021	32.42	32.48	0.06	695.10
RW-22	727.54	08/26/2021	32.98	33.17	0.19	694.51
RW-22	727.54	09/16/2021	33.40	33.56	0.16	694.10
RW-22	727.54	09/23/2021	33.49	33.72	0.23	693.99
RW-22	727.54	10/27/2021	34.22	34.52	0.30	693.24
RW-22	727.54	11/30/2021	34.85	35.25	0.40	692.58
RW-22	727.54	12/28/2021	ND	35.39	0.00	692.15
RW-22	727.54	01/27/2022	35.80	36.43	0.63	691.57
RW-22	727.54	02/24/2022	36.18	36.51	0.33	691.27
RW-22	727.54	04/01/2022	36.56	36.99	0.43	690.86
RW-22	727.54	04/28/2022	36.35	36.84	0.49	691.06
RW-22	727.54	05/04/2022	ARP	ARP	ARP	ARP
RW-22	727.54	05/25/2022	36.32	37.04	0.72	691.03
RW-23						
RW-23	724.85	09/13/2020	31.80	41.73	9.93	690.39
RW-23	724.85	09/14/2020	31.79	41.68	9.89	690.41
RW-23	724.85	09/18/2020	32.95	39.35	6.40	690.18
RW-23	724.85	09/28/2020	32.91	39.45	6.54	690.19
RW-23	724.85	10/02/2020	33.39	39.31	5.92	689.87
RW-23	724.85	10/06/2020	33.25	39.25	6.00	689.99
RW-23	724.85	10/19/2020	33.30	39.26	5.96	689.95
RW-23	724.85	11/09/2020	33.39	39.03	5.64	689.95
RW-23	724.85	11/23/2020	33.35	38.97	5.62	689.99
RW-23	724.85	12/26/2020	31.75	36.77	5.02	691.75
RW-23	724.85	02/01/2021	32.32	36.29	3.97	691.46
RW-23	724.85	03/04/2021	32.49	35.38	2.89	691.58
RW-23	724.85	04/01/2021	32.51	34.93	2.42	691.69
RW-23	724.85	04/29/2021	32.37	34.54	2.17	691.90
RW-23	724.85	05/26/2021	32.33	34.19	1.86	692.02
RW-23	724.85	06/09/2021	32.46	34.27	1.81	691.90
RW-23	724.85	07/01/2021	32.83	34.69	1.86	691.52
RW-23	724.85	07/14/2021	33.26	35.02	1.76	691.12
RW-23	724.85	07/28/2021	33.90	34.92	1.02	690.67
RW-23	724.85	08/26/2021	34.68	35.26	0.58	690.01
RW-23	724.85	09/16/2021	35.16	36.2	1.04	689.41
RW-23	724.85	09/23/2021	35.44	35.98	0.54	689.26
RW-23	724.85	10/27/2021	36.19	36.62	0.43	688.54
RW-23	724.85	11/30/2021	36.64	37.35	0.71	688.02
RW-23	724.85	12/28/2021	37.32	38.02	0.70	687.34
RW-23	724.85	01/27/2022	38.30	38.90	0.60	686.39

Table 4
Summary of Recovery Well Gauging Data

Colonial Pipeline Company
2020-L1-SR2448
Huntersville, North Carolina

Well ID	Top Of Casing Elevation[1]	Date	Depth to Free Product (ft btoc)	Depth to Groundwater (ft btoc)	Free Product Thickness (ft)	Groundwater Elevation[2] (ft btoc)
RW-23	724.85	02/24/2022	39.40	39.85	0.45	685.33
RW-23	724.85	04/01/2022	40.27	40.83	0.56	684.43
RW-23	724.85	04/28/2022	40.95	41.47	0.52	683.76
RW-23	724.85	05/04/2022	ARP	ARP	ARP	ARP
RW-23	724.85	05/25/2022	41.38	42.00	0.62	683.30
RW-24						
RW-24	734.33	09/11/2020	35.83	35.85	0.02	698.49
RW-24	734.33	09/12/2020	ND	36.00	0.00	698.33
RW-24	734.33	09/14/2020	35.75	36.25	0.50	698.44
RW-24	734.33	09/18/2020	ND	36.10	0.00	698.23
RW-24	734.33	09/28/2020	33.80	33.91	0.11	700.50
RW-24	734.33	10/02/2020	33.15	35.20	2.05	700.63
RW-24	734.33	10/05/2020	33.84	34.10	0.26	700.42
RW-24	734.33	10/19/2020	32.84	37.15	4.31	700.33
RW-24	734.33	11/09/2020	32.83	39.30	6.47	699.76
RW-24	734.33	11/23/2020	34.61	35.53	0.92	699.47
RW-24	734.33	12/26/2020	34.85	36.16	1.31	699.13
RW-24	734.33	02/01/2021	35.12	35.94	0.82	698.99
RW-24	731.18	03/04/2021	35.46	36.12	0.66	695.54
RW-24	731.18	04/01/2021	35.63	36.20	0.57	695.40
RW-24	731.18	04/29/2021	ND	35.48	0.00	695.70
RW-24	731.18	05/26/2021	36.16	36.66	0.50	694.89
RW-24	731.18	06/09/2021	36.61	36.93	0.32	694.48
RW-24	731.18	07/01/2021	37.19	37.36	0.17	693.94
RW-24	731.18	07/14/2021	37.64	37.81	0.17	693.49
RW-24	731.18	07/28/2021	37.33	37.44	0.11	693.82
RW-24	731.18	08/26/2021	38.13	39.09	0.96	692.79
RW-24	731.18	09/16/2021	38.76	39.03	0.27	692.35
RW-24	731.18	09/23/2021	38.82	39.03	0.21	692.30
RW-24	731.18	10/27/2021	39.54	39.85	0.31	691.56
RW-24	731.18	11/30/2021	Dry	Dry	Dry	Dry
RW-24	731.18	12/28/2021	ND	40.77	0.00	690.41
RW-24	731.18	01/27/2022	Dry	Dry	Dry	Dry
RW-24	731.18	02/24/2022	Dry	Dry	Dry	Dry
RW-24	731.18	04/01/2022	Dry	Dry	Dry	Dry
RW-24	731.18	04/28/2022	Dry	Dry	Dry	Dry
RW-24	731.18	05/04/2022	Dry	Dry	Dry	Dry
RW-24	731.18	05/25/2022	Dry	Dry	Dry	Dry
RW-25						
RW-25	724.92	09/13/2020	33.75	37.21	3.46	690.24
RW-25	724.92	09/14/2020	33.08	38.85	5.77	690.29
RW-25	724.92	09/18/2020	34.88	35.80	0.92	689.79
RW-25	724.92	09/28/2020	34.86	35.90	1.04	689.78
RW-25	724.92	10/02/2020	34.90	36.55	1.65	689.57

Table 4
Summary of Recovery Well Gauging Data

Colonial Pipeline Company
2020-L1-SR2448
Huntersville, North Carolina

Well ID	Top Of Casing Elevation[1]	Date	Depth to Free Product (ft btoc)	Depth to Groundwater (ft btoc)	Free Product Thickness (ft)	Groundwater Elevation[2] (ft btoc)
RW-25	724.92	10/06/2020	34.90	36.40	1.50	689.61
RW-25	724.92	10/19/2020	33.83	39.91	6.08	689.46
RW-25	724.92	11/09/2020	34.45	38.55	4.10	689.37
RW-25	724.92	11/23/2020	34.58	38.10	3.52	689.39
RW-25	724.92	12/26/2020	31.30	36.50	5.20	692.22
RW-25	724.92	02/01/2021	31.70	35.11	3.41	692.30
RW-25	724.92	03/04/2021	31.85	33.82	1.97	692.54
RW-25	724.92	04/01/2021	31.79	33.34	1.55	692.71
RW-25	724.92	04/29/2021	31.56	33.01	1.45	692.97
RW-25	724.92	05/26/2021	31.7	32.98	1.28	692.87
RW-25	724.92	06/09/2021	31.94	33.19	1.25	692.64
RW-25	724.92	07/01/2021	31.90	34.63	2.73	692.29
RW-25	724.92	07/14/2021	32.71	33.93	1.22	691.88
RW-25	724.92	07/28/2021	33.24	34.39	1.15	691.37
RW-25	724.92	08/26/2021	34.09	35.54	1.45	690.44
RW-25	724.92	09/16/2021	34.91	36.10	1.19	689.69
RW-25	724.92	09/23/2021	35.13	36.15	1.02	689.51
RW-25	724.92	10/27/2021	35.78	37.92	2.14	688.56
RW-25	724.92	11/30/2021	37.11	37.35	0.24	687.74
RW-25	724.92	12/28/2021	37.95	38.20	0.25	686.90
RW-25	724.92	01/27/2022	38.94	40.02	1.08	685.69
RW-25	724.92	02/24/2022	40.17	40.85	0.68	684.56
RW-25	724.92	04/01/2022	41.05	41.67	0.62	683.70
RW-25	724.92	04/28/2022	41.72	42.58	0.86	682.97
RW-25	724.92	05/04/2022	ARP	ARP	ARP	ARP
RW-25	724.92	05/25/2022	42.26	42.93	0.67	682.48
RW-26						
RW-26	729.28	09/11/2020	29.80	30.35	0.55	699.34
RW-26	729.28	09/12/2020	29.85	30.42	0.57	699.28
RW-26	729.28	09/14/2020	29.79	30.41	0.62	699.33
RW-26	729.28	09/18/2020	30.31	32.20	1.89	698.47
RW-26	729.28	09/28/2020	27.60	29.25	1.65	701.24
RW-26	729.28	10/02/2020	27.17	28.35	1.18	701.80
RW-26	729.28	10/05/2020	27.01	29.15	2.14	701.70
RW-26	729.28	10/19/2020	26.39	29.02	2.63	702.19
RW-26	729.28	11/09/2020	26.82	29.60	2.78	701.72
RW-26	729.28	11/23/2020	27.20	29.49	2.29	701.47
RW-26	729.28	12/26/2020	27.62	28.53	0.91	701.42
RW-26	729.28	02/01/2021	28.30	28.66	0.36	700.89
RW-26	725.72	03/04/2021	29.81	29.96	0.15	695.87
RW-26	725.72	04/01/2021	26.33	26.34	0.01	699.39
RW-26	725.72	04/29/2021	29.14	29.29	0.15	696.54
RW-26	725.72	05/26/2021	30.00	30.37	0.37	695.62
RW-26	725.72	06/09/2021	31.15	31.43	0.28	694.50

Table 4
Summary of Recovery Well Gauging Data

Colonial Pipeline Company
2020-L1-SR2448
Huntersville, North Carolina

Well ID	Top Of Casing Elevation[1]	Date	Depth to Free Product (ft btoc)	Depth to Groundwater (ft btoc)	Free Product Thickness (ft)	Groundwater Elevation[2] (ft btoc)
RW-26	725.72	07/01/2021	31.28	31.62	0.34	694.35
RW-26	725.72	07/14/2021	30.87	31.22	0.35	694.76
RW-26	725.72	07/28/2021	29.24	29.33	0.09	696.46
RW-26	725.72	08/26/2021	30.72	31.11	0.39	694.90
RW-26	725.72	09/16/2021	31.3	31.52	0.22	694.36
RW-26	725.72	09/23/2021	31.36	31.40	0.04	694.35
RW-26	725.72	10/27/2021	31.40	31.45	0.05	694.31
RW-26	725.72	11/30/2021	31.05	31.07	0.02	694.66
RW-26	725.72	12/28/2021	ND	31.42	0.00	694.30
RW-26	725.72	01/27/2022	ND	31.37	0.00	694.35
RW-26	725.72	02/24/2022	31.79	31.80	0.01	693.93
RW-26	725.72	04/01/2022	ND	32.60	0.00	693.12
RW-26	725.72	04/28/2022	ND	31.44	0.00	694.28
RW-26	725.72	05/04/2022	ARP	ARP	ARP	ARP
RW-26	725.72	05/25/2022	ND	31.50	0.00	694.22
RW-27						
RW-27	722.46	09/13/2020	ND	35.08	0.00	687.38
RW-27	722.46	09/14/2020	ND	35.09	0.00	687.37
RW-27	722.46	09/18/2020	ND	35.20	0.00	687.26
RW-27	722.46	10/09/2020	ND	35.23	0.00	687.23
RW-27	722.46	10/19/2020	35.23	35.43	0.20	687.18
RW-27	722.46	11/09/2020	34.36	39.20	4.84	686.80
RW-27	722.46	11/23/2020	31.27	40.65	9.38	688.68
RW-27	722.46	12/26/2020	29.90	44.02	14.12	688.78
RW-27	722.46	02/01/2021	32.68	44.18	11.50	686.70
RW-27	722.46	03/04/2021	32.70	41.71	9.01	687.35
RW-27	722.46	04/01/2021	33.23	40.77	7.54	687.21
RW-27	722.46	04/29/2021	33.81	39.72	5.91	687.07
RW-27	722.46	05/26/2021	34.17	38.54	4.37	687.12
RW-27	722.46	06/09/2021	34.46	38.38	3.92	686.95
RW-27	722.46	07/01/2021	35.22	37.68	2.46	686.58
RW-27	722.46	07/14/2021	34.99	38.35	3.36	686.57
RW-27	722.46	07/28/2021	35.35	39.03	3.68	686.12
RW-27	722.46	08/26/2021	36.84	39.87	3.03	684.81
RW-27	722.46	09/16/2021	39.48	39.51	0.03	682.97
RW-27	722.46	09/23/2021	39.86	40.05	0.19	682.55
RW-27	722.46	10/27/2021	39.42	42.77	3.35	682.14
RW-27	722.46	11/30/2021	42.47	46.57	4.10	678.89
RW-27	722.46	12/28/2021	43.68	45.09	1.41	678.40
RW-27	722.46	01/27/2022	44.64	45.21	0.57	677.67
RW-27	722.46	02/24/2022	44.65	45.56	0.91	677.57
RW-27	722.46	04/01/2022	44.54	45.26	0.72	677.73

Table 4
Summary of Recovery Well Gauging Data

Colonial Pipeline Company
2020-L1-SR2448
Huntersville, North Carolina

Well ID	Top Of Casing Elevation[1]	Date	Depth to Free Product (ft btoc)	Depth to Groundwater (ft btoc)	Free Product Thickness (ft)	Groundwater Elevation[2] (ft btoc)
RW-27	722.46	04/28/2022	Dry	Dry	Dry	Dry
RW-27	722.46	05/04/2022	Dry	Dry	Dry	Dry
RW-27	722.46	05/25/2022	45.41	46.22	0.81	676.83
RW-28						
RW-28	733.88	09/11/2020	38.13	39.31	1.18	695.43
RW-28	733.88	09/12/2020	ND	37.12	0.00	696.76
RW-28	733.88	09/13/2020	35.84	45.27	9.43	695.51
RW-28	733.88	09/14/2020	34.45	48.33	13.88	695.71
RW-28	733.88	09/18/2020	35.70	36.25	0.55	698.03
RW-28	733.88	09/28/2020	33.95	35.85	1.90	699.42
RW-28	733.88	10/02/2020	34.05	35.47	1.42	699.45
RW-28	733.88	10/05/2020	34.15	35.50	1.35	699.36
RW-28	733.88	10/19/2020	31.30	42.74	11.44	699.51
RW-28	733.88	11/09/2020	32.60	40.70	8.10	699.11
RW-28	733.88	11/23/2020	33.00	40.10	7.10	698.98
RW-28	733.88	12/26/2020	38.17	45.08	6.91	693.86
RW-28	733.88	02/01/2021	34.12	39.01	4.89	698.45
RW-28	729.51	03/04/2021	36.16	36.23	0.07	693.33
RW-28	729.51	04/01/2021	ND	35.98	0.00	693.53
RW-28	729.51	04/29/2021	35.98	36.40	0.42	693.42
RW-28	729.51	05/26/2021	37.14	37.56	0.42	692.26
RW-28	729.51	06/09/2021	ND	37.66	0.00	691.85
RW-28	729.51	07/01/2021	38.33	38.56	0.23	691.12
RW-28	729.51	07/14/2021	38.92	39.28	0.36	690.49
RW-28	729.51	07/28/2021	39.09	39.11	0.02	690.41
RW-28	729.51	08/26/2021	39.65	39.76	0.11	689.83
RW-28	729.51	09/16/2021	40.05	40.33	0.28	689.39
RW-28	729.51	09/23/2021	40.12	40.35	0.23	689.33
RW-28	729.51	10/27/2021	40.89	40.98	0.09	688.60
RW-28	729.51	11/30/2021	41.34	41.46	0.12	688.14
RW-28	729.51	12/28/2021	ND	41.75	0.00	687.76
RW-28	729.51	01/27/2022	ND	41.82	0.00	687.69
RW-28	729.51	02/24/2022	42.54	42.69	0.15	686.93
RW-28	729.51	04/01/2022	42.58	42.91	0.33	686.84
RW-28	729.51	04/28/2022	42.80	42.93	0.13	686.68
RW-28	729.51	05/04/2022	ARP	ARP	ARP	ARP
RW-28	729.51	05/25/2022	42.80	42.89	0.09	686.69
RW-29						
RW-29	721.84	09/13/2020	26.80	45.11	18.31	690.14
RW-29	721.84	09/14/2020	28.36	38.80	10.44	690.69
RW-29	721.84	09/18/2020	29.00	43.00	14.00	689.09
RW-29	721.84	09/28/2020	26.95	35.85	8.90	692.51
RW-29	721.84	10/02/2020	27.10	47.00	19.90	689.42
RW-29	721.84	10/06/2020	27.32	45.90	18.58	689.55

Table 4
Summary of Recovery Well Gauging Data

Colonial Pipeline Company
2020-L1-SR2448
Huntersville, North Carolina

Well ID	Top Of Casing Elevation[1]	Date	Depth to Free Product (ft btoc)	Depth to Groundwater (ft btoc)	Free Product Thickness (ft)	Groundwater Elevation[2] (ft btoc)
RW-29	721.84	10/19/2020	27.68	47.65	19.97	688.82
RW-29	721.84	11/09/2020	28.35	47.89	19.54	688.26
RW-29	721.84	11/23/2020	28.65	48.30	19.65	687.93
RW-29	721.84	12/26/2020	27.56	44.11	16.55	689.85
RW-29	721.84	02/01/2021	Dry	Dry	Dry	Dry
RW-29	721.84	03/04/2021	30.18	39.65	9.47	689.13
RW-29	719.80	04/01/2021	30.96	37.82	6.86	687.00
RW-29	719.80	04/29/2021	31.49	36.20	4.71	687.05
RW-29	719.80	05/26/2021	32.97	34.00	1.03	686.55
RW-29	719.80	06/09/2021	33.26	34.09	0.83	686.32
RW-29	719.80	07/01/2021	33.82	34.57	0.75	685.78
RW-29	719.80	07/14/2021	34.02	34.73	0.71	685.59
RW-29	719.80	07/28/2021	34.58	35.21	0.63	685.05
RW-29	719.80	08/26/2021	35.61	36.68	1.07	683.90
RW-29	719.80	09/16/2021	35.87	39.51	3.64	682.96
RW-29	719.80	09/23/2021	36.19	36.74	0.55	683.46
RW-29	719.80	10/27/2021	37.74	39.48	1.74	681.59
RW-29	719.80	11/30/2021	40.18	42.41	2.23	679.02
RW-29	719.80	12/28/2021	40.44	44.35	3.91	678.31
RW-29	719.80	01/27/2022	41.30	44.75	3.45	677.58
RW-29	719.80	02/24/2022	41.80	44.78	2.98	677.20
RW-29	719.80	04/01/2022	41.97	44.62	2.65	677.12
RW-29	719.80	04/28/2022	42.49	45.01	2.52	676.64
RW-29	719.80	05/04/2022	ARP	ARP	ARP	ARP
RW-29	719.80	05/25/2022	42.64	45.44	2.80	676.41
RW-30						
RW-30	719.60	09/14/2020	23.60	26.95	3.35	695.10
RW-30	719.60	09/28/2020	22.33	37.10	14.77	693.32
RW-30	719.60	10/02/2020	24.30	31.40	7.10	693.40
RW-30	719.60	10/06/2020	24.92	33.15	8.23	692.48
RW-30	719.60	10/19/2020	22.26	41.10	18.84	692.30
RW-30	719.60	11/09/2020	22.74	41.49	18.75	691.84
RW-30	719.60	11/23/2020	23.15	41.50	18.35	691.54
RW-30	719.60	12/26/2020	21.67	39.21	17.54	693.24
RW-30	719.60	02/01/2021	22.84	35.00	12.16	693.51
RW-30	719.60	03/04/2021	22.33	31.71	9.38	694.76
RW-30	717.30	04/01/2021	22.89	28.80	5.91	692.83
RW-30	717.30	04/29/2021	23.52	27.15	3.63	692.81
RW-30	717.30	05/26/2021	24.88	26.95	2.07	691.87
RW-30	717.30	06/09/2021	25.43	26.96	1.53	691.46
RW-30	717.30	07/01/2021	26.25	27.04	0.79	690.84
RW-30	717.30	07/14/2021	26.81	27.44	0.63	690.32
RW-30	717.30	07/28/2021	27.58	28.09	0.51	689.58
RW-30	717.30	08/26/2021	29.1	30.09	0.99	687.94

Table 4
Summary of Recovery Well Gauging Data

Colonial Pipeline Company
2020-L1-SR2448
Huntersville, North Carolina

Well ID	Top Of Casing Elevation[1]	Date	Depth to Free Product (ft btoc)	Depth to Groundwater (ft btoc)	Free Product Thickness (ft)	Groundwater Elevation[2] (ft btoc)
RW-30	717.30	09/16/2021	30.51	30.62	0.11	686.76
RW-30	717.30	09/23/2021	30.75	31.03	0.28	686.48
RW-30	717.30	10/27/2021	31.49	35.52	4.03	684.73
RW-30	717.30	11/30/2021	31.43	NW	NW	NW
RW-30	717.30	12/28/2021	33.54	NW	NW	NW
RW-30	717.30	01/27/2022	36.29	39.31	3.02	680.20
RW-30	717.30	02/24/2022	37.98	NW	NW	NW
RW-30	717.30	04/01/2022	38.15	NW	NW	NW
RW-30	717.30	04/28/2022	38.75	38.82	0.07	678.53
RW-30	717.30	05/04/2022	ARP	ARP	ARP	ARP
RW-30	717.30	05/25/2022	Dry	Dry	Dry	Dry
RW-31						
RW-31	716.23	09/14/2020	27.38	28.66	1.28	688.51
RW-31	716.23	09/28/2020	23.25	43.45	20.20	687.57
RW-31	716.23	10/02/2020	26.30	35.40	9.10	687.49
RW-31	716.23	10/06/2020	24.99	36.40	11.41	688.18
RW-31	716.23	10/19/2020	22.55	46.14	23.59	687.37
RW-31	716.23	11/09/2020	22.74	48.18	25.44	686.68
RW-31	716.23	11/23/2020	22.91	NW	NW	NW
RW-31	716.23	12/26/2020	21.08	46.13	25.05	688.44
RW-31	716.23	02/01/2021	22.42	46.16	23.74	687.46
RW-31	716.23	03/04/2021	22.31	NW	NW	NW
RW-31	714.14	04/01/2021	25.65	43.79	18.14	683.64
RW-31	714.14	04/29/2021	27.16	36.59	9.43	684.46
RW-31	714.14	05/26/2021	28.82	31.90	3.08	684.50
RW-31	714.14	06/09/2021	29.12	31.72	2.60	684.32
RW-31	714.14	07/01/2021	29.72	31.67	1.95	683.90
RW-31	714.14	07/14/2021	29.74	32.31	2.57	683.71
RW-31	714.14	07/28/2021	30.48	34.25	3.77	682.65
RW-31	714.14	08/26/2021	32.30	37.94	5.64	680.33
RW-31	714.14	09/16/2021	33.37	39.17	5.80	679.22
RW-31	714.14	09/23/2021	33.94	39.37	5.43	678.75
RW-31	714.14	10/27/2021	36.72	39.49	2.77	676.68
RW-31	714.14	11/30/2021	40.33	41.39	1.06	673.53
RW-31	714.14	12/28/2021	41.19	42.35	1.16	672.64
RW-31	714.14	01/27/2022	41.11	44.50	3.39	672.12
RW-31	714.14	02/24/2022	41.76	43.15	1.39	672.01
RW-31	714.14	04/01/2022	41.65	42.87	1.22	672.16
RW-31	714.14	04/28/2022	42.10	43.95	1.85	671.54
RW-31	714.14	05/04/2022	ARP	ARP	ARP	ARP
RW-31	714.14	05/25/2022	42.41	44.64	2.23	671.13

Table 4
Summary of Recovery Well Gauging Data

Colonial Pipeline Company
2020-L1-SR2448
Huntersville, North Carolina

Well ID	Top Of Casing Elevation[1]	Date	Depth to Free Product (ft btoc)	Depth to Groundwater (ft btoc)	Free Product Thickness (ft)	Groundwater Elevation[2] (ft btoc)
RW-32						
RW-32	716.45	09/28/2020	26.65	38.78	12.13	686.55
RW-32	716.45	10/02/2020	27.50	36.95	9.45	686.42
RW-32	716.45	10/06/2020	27.31	33.30	5.99	687.53
RW-32	716.45	10/08/2020	27.31	33.30	5.99	687.53
RW-32	716.45	10/19/2020	26.89	39.24	12.35	686.25
RW-32	716.45	11/09/2020	27.04	40.14	13.10	685.90
RW-32	716.45	11/23/2020	27.15	40.37	13.22	685.76
RW-32	716.45	12/26/2020	25.31	39.55	14.24	687.32
RW-32	716.45	02/01/2021	28.39	40.42	12.03	684.84
RW-32	716.45	03/04/2021	28.18	38.28	10.10	685.56
RW-32	716.45	04/01/2021	29.62	36.99	7.37	684.85
RW-32	716.45	04/29/2021	30.59	35.51	4.92	684.54
RW-32	716.45	05/26/2021	30.65	34.23	3.58	684.84
RW-32	716.45	06/09/2021	31.06	34.11	3.05	684.57
RW-32	716.45	07/01/2021	31.33	34.24	2.91	684.34
RW-32	716.45	07/14/2021	31.21	34.27	3.06	684.42
RW-32	716.45	07/28/2021	32.17	34.48	2.31	683.66
RW-32	716.45	08/26/2021	34.00	36.36	2.36	681.81
RW-32	716.45	09/16/2021	34.77	37.83	3.06	680.86
RW-32	716.45	09/23/2021	35.40	38.36	2.96	680.25
RW-32	716.45	10/27/2021	36.76	39.66	2.90	678.91
RW-32	716.45	11/30/2021	40.75	41.58	0.83	675.47
RW-32	716.45	12/28/2021	41.02	42.66	1.64	674.99
RW-32	716.45	01/27/2022	41.53	43.28	1.75	674.45
RW-32	716.45	02/24/2022	41.57	43.46	1.89	674.37
RW-32	716.45	04/01/2022	41.42	42.76	1.34	674.67
RW-32	716.45	04/28/2022	41.83	43.94	2.11	674.05
RW-32	716.45	05/04/2022	ARP	ARP	ARP	ARP
RW-32	716.45	05/25/2022	42.25	44.37	2.12	673.63
RW-33						
RW-33	716.59	09/28/2020	ND	31.60	0.00	684.99
RW-33	716.59	10/09/2020	ND	30.88	0.00	685.71
RW-33	716.59	10/19/2020	ND	30.90	0.00	685.69
RW-33	716.59	11/09/2020	ND	31.24	0.00	685.35
RW-33	716.59	11/23/2020	31.25	31.31	0.06	685.32
RW-33	716.59	12/26/2020	31.33	32.34	1.01	684.99
RW-33	716.59	02/01/2021	29.70	38.67	8.97	684.49
RW-33	716.59	03/04/2021	29.94	35.54	5.60	685.15
RW-33	716.59	04/01/2021	29.92	37.13	7.21	684.74
RW-33	716.59	04/29/2021	30.58	37.00	6.42	684.29
RW-33	716.59	05/26/2021	30.50	36.46	5.96	684.50
RW-33	716.59	06/09/2021	30.77	36.74	5.97	684.22
RW-33	716.59	07/01/2021	31.20	36.72	5.52	683.91

Table 4
Summary of Recovery Well Gauging Data

Colonial Pipeline Company
2020-L1-SR2448
Huntersville, North Carolina

Well ID	Top Of Casing Elevation[1]	Date	Depth to Free Product (ft btoc)	Depth to Groundwater (ft btoc)	Free Product Thickness (ft)	Groundwater Elevation[2] (ft btoc)
RW-33	716.59	07/14/2021	31.27	36.38	5.11	683.95
RW-33	716.59	07/28/2021	31.82	37.49	5.67	683.25
RW-33	716.59	08/26/2021	33.83	38.43	4.60	681.53
RW-33	716.59	09/16/2021	36.13	36.26	0.13	680.43
RW-33	716.59	09/23/2021	36.71	37.04	0.33	679.79
RW-33	716.59	10/27/2021	38.09	38.45	0.36	678.40
RW-33	716.59	11/30/2021	41.30	41.51	0.21	675.23
RW-33	716.59	12/28/2021	41.70	41.93	0.23	674.83
RW-33	716.59	01/27/2022	42.28	42.54	0.26	674.24
RW-33	716.59	02/24/2022	42.30	42.70	0.40	674.18
RW-33	716.59	04/01/2022	42.05	42.34	0.29	674.46
RW-33	716.59	04/28/2022	42.55	42.96	0.41	673.93
RW-33	716.59	05/04/2022	ARP	ARP	ARP	ARP
RW-33	716.59	05/25/2022	42.83	43.47	0.64	673.59
RW-34						
RW-34	735.92	09/28/2020	33.95	43.25	9.30	699.48
RW-34	735.92	10/02/2020	42.78	43.50	0.72	692.94
RW-34	735.92	10/07/2020	42.59	43.31	0.72	693.13
RW-34	735.92	10/19/2020	42.64	43.73	1.09	692.98
RW-34	735.92	11/09/2020	42.21	45.75	3.54	692.76
RW-34	735.92	11/23/2020	41.91	46.26	4.35	692.84
RW-34	735.92	12/26/2020	39.03	48.84	9.81	694.26
RW-34	735.92	02/01/2021	40.58	48.31	7.73	693.27
RW-34	735.92	03/04/2021	40.61	NW	NW	NW
RW-34	735.92	04/01/2021	41.63	48.65	7.02	692.41
RW-34	735.92	04/29/2021	42.06	48.24	6.18	692.20
RW-34	735.92	05/26/2021	42.64	47.52	4.88	691.97
RW-34	735.92	06/09/2021	42.69	48.14	5.45	691.77
RW-34	735.92	07/01/2021	42.65	48.18	5.53	691.79
RW-34	735.92	07/14/2021	43.62	47.11	3.49	691.36
RW-34	735.92	07/28/2021	43.88	47.05	3.17	691.19
RW-34	735.92	08/26/2021	44.40	47.35	2.95	690.73
RW-34	735.92	09/16/2021	45.70	47.34	1.64	689.78
RW-34	735.92	09/23/2021	45.96	47.22	1.26	689.62
RW-34	735.92	10/27/2021	46.31	47.58	1.27	689.27
RW-34	735.92	11/30/2021	47.12	48.52	1.40	688.42
RW-34	735.92	12/28/2021	47.75	49.00	1.25	687.83
RW-34	735.92	01/27/2022	47.93	48.98	1.05	687.70
RW-34	735.92	02/24/2022	48.76	48.80	0.04	687.14
RW-34	735.92	04/01/2022	Dry	Dry	Dry	Dry
RW-34	735.92	04/28/2022	Dry	Dry	Dry	Dry
RW-34	735.92	05/04/2022	Dry	Dry	Dry	Dry
RW-34	735.92	05/25/2022	Dry	Dry	Dry	Dry

Table 4
Summary of Recovery Well Gauging Data

Colonial Pipeline Company
2020-L1-SR2448
Huntersville, North Carolina

Well ID	Top Of Casing Elevation[1]	Date	Depth to Free Product (ft btoc)	Depth to Groundwater (ft btoc)	Free Product Thickness (ft)	Groundwater Elevation[2] (ft btoc)
RW-35						
RW-35	740.16	10/02/2020	41.25	53.80	12.55	695.55
RW-35	740.16	10/07/2020	42.31	47.66	5.35	696.42
RW-35	740.16	10/19/2020	40.44	53.16	12.72	696.32
RW-35	740.16	11/09/2020	40.87	53.48	12.61	695.92
RW-35	740.16	11/23/2020	41.56	53.07	11.51	695.52
RW-35	740.16	12/26/2020	41.96	54.60	12.64	694.82
RW-35	740.16	02/01/2021	43.28	52.67	9.39	694.37
RW-35	740.16	03/04/2021	43.72	53.11	9.39	693.93
RW-35	740.16	04/01/2021	ND	44.67	0.00	695.49
RW-35	740.16	04/29/2021	44.91	53.92	9.01	692.84
RW-35	740.16	05/26/2021	46.31	49.48	3.17	693.00
RW-35	740.16	06/09/2021	46.84	49.43	2.59	692.63
RW-35	740.16	07/01/2021	48.05	49.70	1.65	691.67
RW-35	740.16	07/14/2021	48.56	49.75	1.19	691.28
RW-35	740.16	07/28/2021	48.78	50.12	1.34	691.02
RW-35	740.16	08/26/2021	49.33	51.09	1.76	690.36
RW-35	740.16	09/16/2021	49.96	52.05	2.09	689.64
RW-35	740.16	09/23/2021	50.16	52.02	1.86	689.50
RW-35	740.16	10/27/2021	50.94	53.48	2.54	688.54
RW-35	740.16	11/30/2021	51.67	54.62	2.95	687.70
RW-35	740.16	12/28/2021	52.00	55.18	3.18	687.31
RW-35	740.16	01/27/2022	52.02	55.58	3.56	687.19
RW-35	740.16	02/24/2022	54.09	55.61	1.52	685.66
RW-35	740.16	04/01/2022	53.76	56.05	2.29	685.79
RW-35	740.16	04/28/2022	54.38	56.24	1.86	685.28
RW-35	740.16	05/04/2022	ARP	ARP	ARP	ARP
RW-35	740.16	05/25/2022	54.54	55.99	1.45	685.23
RW-36						
RW-36	743.69	10/02/2020	45.00	58.63	13.63	695.04
RW-36	743.69	10/07/2020	45.22	56.81	11.59	695.37
RW-36	743.69	10/19/2020	45.39	59.40	14.01	694.55
RW-36	743.69	11/09/2020	45.84	58.68	12.84	694.42
RW-36	743.69	11/23/2020	46.10	59.50	13.40	694.01
RW-36	743.69	12/26/2020	44.45	56.67	12.22	695.97
RW-36	743.69	02/01/2021	46.24	55.27	9.03	695.03
RW-36	741.45	03/04/2021	46.87	54.63	7.76	692.50
RW-36	741.45	04/01/2021	ND	47.92	0.00	693.53
RW-36	741.45	04/29/2021	48.28	53.36	5.08	691.81
RW-36	741.45	05/26/2021	48.44	52.34	3.90	691.97
RW-36	741.45	06/09/2021	48.99	52.77	3.78	691.45
RW-36	741.45	07/01/2021	49.68	54.21	4.53	690.56
RW-36	741.45	07/14/2021	49.85	54.65	4.80	690.32
RW-36	741.45	07/28/2021	50.02	54.97	4.95	690.11

Table 4
Summary of Recovery Well Gauging Data

Colonial Pipeline Company
2020-L1-SR2448
Huntersville, North Carolina

Well ID	Top Of Casing Elevation[1]	Date	Depth to Free Product (ft btoc)	Depth to Groundwater (ft btoc)	Free Product Thickness (ft)	Groundwater Elevation[2] (ft btoc)
RW-36	741.45	08/26/2021	50.65	55.55	4.90	689.49
RW-36	741.45	09/16/2021	51.94	55.12	3.18	688.66
RW-36	741.45	09/23/2021	52.35	54.61	2.26	688.50
RW-36	741.45	10/27/2021	54.08	54.34	0.26	687.30
RW-36	741.45	11/30/2021	55.22	55.58	0.36	686.13
RW-36	741.45	12/28/2021	55.61	55.95	0.34	685.75
RW-36	741.45	01/27/2022	55.49	56.06	0.57	685.81
RW-36	741.45	02/24/2022	57.26	57.75	0.49	684.06
RW-36	741.45	04/01/2022	56.57	57.28	0.71	684.69
RW-36	741.45	04/28/2022	57.08	57.50	0.42	684.26
RW-36	741.45	05/04/2022	ARP	ARP	ARP	ARP
RW-36	741.45	05/25/2022	57.14	57.52	0.38	684.21
RW-37						
RW-37	744.77	10/08/2020	51.74	53.64	1.90	692.52
RW-37	744.77	10/19/2020	52.15	52.87	0.72	692.43
RW-37	744.77	11/09/2020	51.95	53.65	1.70	692.37
RW-37	744.77	11/23/2020	52.16	53.30	1.14	692.31
RW-37	744.77	12/26/2020	49.85	52.54	2.69	694.20
RW-37	744.77	02/01/2021	49.83	53.88	4.05	693.86
RW-37	742.78	03/04/2021	50.10	53.06	2.96	691.89
RW-37	742.78	04/01/2021	50.51	50.96	0.45	692.15
RW-37	742.78	04/29/2021	50.79	51.94	1.15	691.68
RW-37	742.78	05/26/2021	50.74	52.13	1.39	691.67
RW-37	742.78	06/09/2021	51.11	51.81	0.70	691.48
RW-37	742.78	07/01/2021	51.53	52.05	0.52	691.11
RW-37	742.78	07/14/2021	51.65	52.16	0.51	690.99
RW-37	742.78	07/28/2021	51.90	52.38	0.48	690.75
RW-37	742.78	08/26/2021	52.45	52.86	0.41	690.22
RW-37	742.78	09/16/2021	52.99	53.33	0.34	689.70
RW-37	742.78	09/23/2021	53.10	53.62	0.52	689.54
RW-37	742.78	10/27/2021	53.82	54.61	0.79	688.75
RW-37	742.78	11/30/2021	54.81	55.41	0.60	687.81
RW-37	742.78	12/28/2021	55.40	56.07	0.67	687.20
RW-37	742.78	01/27/2022	55.86	56.41	0.55	686.77
RW-37	742.78	02/24/2022	56.59	57.46	0.87	685.96
RW-37	742.78	04/01/2022	56.94	57.23	0.29	685.76
RW-37	742.78	04/28/2022	57.30	57.34	0.04	685.47
RW-37	742.78	05/04/2022	ARP	ARP	ARP	ARP
RW-37	742.78	05/25/2022	Dry	Dry	Dry	Dry
RW-38						
RW-38	739.72	10/02/2020	38.70	49.00	10.30	698.27
RW-38	739.72	10/07/2020	39.38	45.53	6.15	698.70
RW-38	739.72	10/19/2020	38.15	49.55	11.40	698.52
RW-38	739.72	11/09/2020	39.17	49.60	10.43	697.76

Table 4
Summary of Recovery Well Gauging Data

Colonial Pipeline Company
2020-L1-SR2448
Huntersville, North Carolina

Well ID	Top Of Casing Elevation[1]	Date	Depth to Free Product (ft btoc)	Depth to Groundwater (ft btoc)	Free Product Thickness (ft)	Groundwater Elevation[2] (ft btoc)
RW-38	739.72	11/23/2020	39.71	NW	NW	NW
RW-38	739.72	12/26/2020	38.12	47.70	9.58	699.04
RW-38	739.72	02/01/2021	39.17	46.70	7.53	698.54
RW-38	737.33	03/04/2021	39.92	47.00	7.08	695.52
RW-38	737.33	04/01/2021	ND	41.29	0.00	696.04
RW-38	737.33	04/29/2021	42.14	43.90	1.76	694.72
RW-38	737.33	05/26/2021	42.53	42.95	0.42	694.69
RW-38	737.33	06/09/2021	42.92	43.08	0.16	694.37
RW-38	737.33	07/01/2021	43.38	43.60	0.22	693.89
RW-38	737.33	07/14/2021	43.77	43.91	0.14	693.52
RW-38	737.33	07/28/2021	44.14	44.36	0.22	693.13
RW-38	737.33	08/26/2021	44.80	44.95	0.15	692.49
RW-38	737.33	09/16/2021	45.23	45.93	0.70	691.91
RW-38	737.33	09/23/2021	45.35	46.09	0.74	691.78
RW-38	737.33	10/27/2021	45.77	47.04	1.27	691.22
RW-38	737.33	11/30/2021	Dry	Dry	Dry	Dry
RW-38	737.33	12/28/2021	Dry	Dry	Dry	Dry
RW-38	737.33	01/27/2022	Dry	Dry	Dry	Dry
RW-38	737.33	02/24/2022	Dry	Dry	Dry	Dry
RW-38	737.33	04/01/2022	Dry	Dry	Dry	Dry
RW-38	737.33	04/28/2022	Dry	Dry	Dry	Dry
RW-38	737.33	05/04/2022	Dry	Dry	Dry	Dry
RW-38	737.33	05/25/2022	Dry	Dry	Dry	Dry
RW-39						
RW-39	721.77	10/08/2020	ND	32.44	0.00	689.33
RW-39	721.77	10/19/2020	32.49	32.66	0.17	689.24
RW-39	721.77	11/09/2020	32.47	32.64	0.17	689.26
RW-39	721.77	11/23/2020	ND	32.41	0.00	689.36
RW-39	721.77	12/26/2020	32.34	32.49	0.15	689.39
RW-39	721.77	01/19/2021	32.70	32.81	0.11	689.04
RW-39	721.77	01/25/2021	32.63	32.79	0.16	689.10
RW-39	721.77	02/01/2021	32.45	32.60	0.15	689.28
RW-39	721.77	02/08/2021	33.05	33.14	0.09	688.70
RW-39	721.77	02/16/2021	32.68	32.75	0.07	689.07
RW-39	721.77	02/22/2021	32.51	32.56	0.05	689.25
RW-39	721.77	03/04/2021	32.22	32.40	0.18	689.50
RW-39	721.77	03/08/2021	32.60	32.65	0.05	689.16
RW-39	721.77	03/15/2021	32.55	32.60	0.05	689.21
RW-39	721.77	03/22/2021	32.43	32.46	0.03	689.33
RW-39	721.77	04/01/2021	32.12	32.15	0.03	689.64
RW-39	721.77	04/12/2021	32.20	32.24	0.04	689.56
RW-39	721.77	04/19/2021	32.20	32.22	0.02	689.56
RW-39	721.77	04/29/2021	31.88	31.89	0.01	689.89
RW-39	721.77	05/03/2021	32.06	32.09	0.03	689.70

Table 4
Summary of Recovery Well Gauging Data

Colonial Pipeline Company
2020-L1-SR2448
Huntersville, North Carolina

Well ID	Top Of Casing Elevation[1]	Date	Depth to Free Product (ft btoc)	Depth to Groundwater (ft btoc)	Free Product Thickness (ft)	Groundwater Elevation[2] (ft btoc)
RW-39	721.77	05/10/2021	33.00	33.03	0.03	688.76
RW-39	721.77	05/18/2021	31.99	32.02	0.03	689.77
RW-39	721.77	05/26/2021	31.88	31.90	0.02	689.88
RW-39	721.77	05/31/2021	32.17	32.20	0.03	689.59
RW-39	721.77	06/07/2021	32.25	32.29	0.04	689.51
RW-39	721.77	06/14/2021	32.28	32.31	0.03	689.48
RW-39	721.77	06/21/2021	32.46	32.49	0.03	689.30
RW-39	721.77	07/01/2021	32.46	32.54	0.08	689.29
RW-39	721.77	07/06/2021	33.88	33.92	0.04	687.88
RW-39	721.77	07/14/2021	32.81	32.89	0.08	688.94
RW-39	721.77	07/28/2021	33.29	33.38	0.09	688.46
RW-39	721.77	08/02/2021	33.82	33.91	0.09	687.93
RW-39	721.77	08/16/2021	33.88	34.72	0.84	687.67
RW-39	721.77	08/26/2021	33.58	35.58	2.00	687.65
RW-39	721.77	08/30/2021	33.80	36.07	2.27	687.36
RW-39	721.77	09/16/2021	32.02	33.03	1.01	689.48
RW-39	721.77	09/23/2021	32.21	33.09	0.88	689.32
RW-39	721.77	10/27/2021	32.94	34.11	1.17	688.52
RW-39	719.36	11/30/2021	33.52	35.10	1.58	685.42
RW-39	719.36	12/28/2021	34.51	35.23	0.72	684.66
RW-39	719.36	01/27/2022	35.25	36.80	1.55	683.70
RW-39	719.36	02/24/2022	36.55	37.32	0.77	682.60
RW-39	719.36	04/01/2022	37.47	38.24	0.77	681.68
RW-39	719.36	04/28/2022	38.09	39.00	0.91	681.03
RW-39	719.36	05/04/2022	ARP	ARP	AR	AR
RW-39	719.36	05/25/2022	38.59	39.42	0.83	680.55
RW-40						
RW-40	722.94	10/08/2020	ND	33.34	0.00	689.60
RW-40	722.94	10/19/2020	ND	33.50	0.00	689.44
RW-40	722.94	11/09/2020	ND	33.42	0.00	689.52
RW-40	722.94	11/23/2020	ND	32.57	0.00	690.37
RW-40	722.94	12/26/2020	ND	33.30	0.00	689.64
RW-40	722.94	01/19/2021	ND	33.76	0.00	689.18
RW-40	722.94	01/25/2021	ND	33.69	0.00	689.25
RW-40	722.94	02/01/2021	ND	33.47	0.00	689.47
RW-40	722.94	02/08/2021	ND	34.11	0.00	688.83
RW-40	722.94	02/16/2021	ND	33.72	0.00	689.22
RW-40	722.94	02/22/2021	ND	33.57	0.00	689.37
RW-40	722.94	03/04/2021	ND	33.38	0.00	689.56
RW-40	722.94	03/08/2021	ND	33.64	0.00	689.30
RW-40	722.94	03/16/2021	ND	33.67	0.00	689.27
RW-40	722.94	03/22/2021	ND	33.50	0.00	689.44
RW-40	722.94	04/01/2021	ND	33.15	0.00	689.79
RW-40	722.94	04/12/2021	ND	33.28	0.00	689.66

Table 4
Summary of Recovery Well Gauging Data

Colonial Pipeline Company
2020-L1-SR2448
Huntersville, North Carolina

Well ID	Top Of Casing Elevation[1]	Date	Depth to Free Product (ft btoc)	Depth to Groundwater (ft btoc)	Free Product Thickness (ft)	Groundwater Elevation[2] (ft btoc)
RW-40	722.94	04/19/2021	ND	33.26	0.00	689.68
RW-40	722.94	04/29/2021	ND	32.91	0.00	690.03
RW-40	722.94	05/03/2021	ND	33.08	0.00	689.86
RW-40	722.94	05/18/2021	ND	32.95	0.00	689.99
RW-40	722.94	05/26/2021	ND	32.82	0.00	690.12
RW-40	722.94	05/31/2021	ND	33.15	0.00	689.79
RW-40	722.94	06/07/2021	ND	33.21	0.00	689.73
RW-40	722.94	06/14/2021	ND	33.25	0.00	689.69
RW-40	722.94	06/21/2021	ND	33.38	0.00	689.56
RW-40	722.94	07/01/2021	ND	33.34	0.00	689.60
RW-40	722.94	07/06/2021	ND	33.84	0.00	689.10
RW-40	722.94	07/14/2021	ND	33.77	0.00	689.17
RW-40	722.94	07/28/2021	ND	34.17	0.00	688.77
RW-40	722.94	08/02/2021	ND	34.64	0.00	688.30
RW-40	722.94	08/16/2021	ND	34.93	0.00	688.01
RW-40	722.94	08/26/2021	ND	34.87	0.00	688.07
RW-40	722.94	08/30/2021	ND	35.23	0.00	687.71
RW-40	722.94	09/23/2021	ND	35.66	0.00	687.28
RW-40	722.94	10/06/2021	ND	36.21	0.00	686.73
RW-40	722.94	10/12/2021	ND	36.43	0.00	686.51
RW-40	722.94	10/18/2021	ND	36.54	0.00	686.40
RW-40	722.94	10/27/2021	ND	36.39	0.00	686.55
RW-40	722.94	11/01/2021	ND	36.56	0.00	686.38
RW-40	722.94	11/15/2021	ND	36.77	0.00	686.17
RW-40	722.94	11/22/2021	ND	36.95	0.00	685.99
RW-40	722.94	11/30/2021	ND	37.15	0.00	685.79
RW-40	722.94	12/06/2021	ND	37.20	0.00	685.74
RW-40	722.94	12/13/2021	ND	37.47	0.00	685.47
RW-40	722.94	12/20/2021	ND	37.65	0.00	685.29
RW-40	722.94	12/28/2021	ND	37.72	0.00	685.22
RW-40	722.94	01/04/2022	ND	38.22	0.00	684.72
RW-40	722.94	01/10/2022	ND	38.40	0.00	684.54
RW-40	722.94	01/27/2022	ND	38.61	0.00	684.33
RW-40	722.94	01/31/2022	ND	38.69	0.00	684.25
RW-40	722.94	02/09/2022	ND	39.07	0.00	683.87
RW-40	722.94	02/14/2022	ND	39.30	0.00	683.64
RW-40	722.94	02/24/2022	ND	39.63	0.00	683.31
RW-40	722.94	02/28/2022	ND	39.69	0.00	683.25
RW-40	722.94	03/07/2022	ND	39.98	0.00	682.96
RW-40	722.94	03/14/2022	ND	40.14	0.00	682.80
RW-40	722.94	03/22/2022	ND	40.12	0.00	682.82
RW-40	722.94	04/01/2022	ND	40.49	0.00	682.45
RW-40	722.94	04/11/2022	ND	40.93	0.00	682.01
RW-40	722.94	04/19/2022	ND	41.04	0.00	681.90

Table 4
Summary of Recovery Well Gauging Data

Colonial Pipeline Company
2020-L1-SR2448
Huntersville, North Carolina

Well ID	Top Of Casing Elevation[1]	Date	Depth to Free Product (ft btoc)	Depth to Groundwater (ft btoc)	Free Product Thickness (ft)	Groundwater Elevation[2] (ft btoc)
RW-40	722.94	04/28/2022	ND	41.05	0.00	681.89
RW-40	722.94	05/04/2022	ND	41.24	0.00	681.70
RW-40	722.94	05/11/2022	ND	41.42	0.00	681.52
RW-40	722.94	05/18/2022	ND	41.53	0.00	681.41
RW-40	722.94	05/25/2022	ND	41.49	0.00	681.45
RW-40	722.94	06/01/2022	ND	41.56	0.00	681.38
RW-40	722.94	06/08/2022	ND	41.80	0.00	681.14
RW-40	722.94	06/13/2022	ND	39.82	0.00	683.12
RW-41						
RW-41	735.51	11/23/2020	Dry	Dry	Dry	Dry
RW-41	735.51	12/26/2020	Dry	Dry	Dry	Dry
RW-41	735.51	02/01/2021	Dry	Dry	Dry	Dry
RW-41	735.51	03/04/2021	Dry	Dry	Dry	Dry
RW-41	735.51	04/01/2021	Dry	Dry	Dry	Dry
RW-41	735.51	04/12/2021	Dry	Dry	Dry	Dry
RW-41	735.51	04/19/2021	Dry	Dry	Dry	Dry
RW-41	735.51	04/29/2021	Dry	Dry	Dry	Dry
RW-41	735.51	05/03/2021	Dry	Dry	Dry	Dry
RW-41	735.51	05/10/2021	Dry	Dry	Dry	Dry
RW-41	735.51	05/18/2021	Dry	Dry	Dry	Dry
RW-41	735.51	05/26/2021	Dry	Dry	Dry	Dry
RW-41	735.51	05/31/2021	Dry	Dry	Dry	Dry
RW-41	735.51	06/09/2021	Dry	Dry	Dry	Dry
RW-41	735.51	06/14/2021	Dry	Dry	Dry	Dry
RW-41	735.51	06/21/2021	Dry	Dry	Dry	Dry
RW-41	735.51	07/01/2021	Dry	Dry	Dry	Dry
RW-41	735.51	07/06/2021	Dry	Dry	Dry	Dry
RW-41	735.51	07/14/2021	Dry	Dry	Dry	Dry
RW-41	735.51	07/28/2021	Dry	Dry	Dry	Dry
RW-41	735.51	08/02/2021	Dry	Dry	Dry	Dry
RW-41	735.51	08/16/2021	Dry	Dry	Dry	Dry
RW-41	735.51	08/26/2021	Dry	Dry	Dry	Dry
RW-41	735.51	08/30/2021	Dry	Dry	Dry	Dry
RW-41	735.51	09/16/2021	Dry	Dry	Dry	Dry
RW-41	735.51	09/23/2021	Dry	Dry	Dry	Dry
RW-41	735.51	10/06/2021	Dry	Dry	Dry	Dry
RW-41	735.51	10/12/2021	Dry	Dry	Dry	Dry
RW-41	735.51	10/27/2021	Dry	Dry	Dry	Dry
RW-41	735.51	11/01/2021	Dry	Dry	Dry	Dry
RW-41	735.51	11/15/2021	Dry	Dry	Dry	Dry
RW-41	735.51	11/22/2021	Dry	Dry	Dry	Dry
RW-41	735.51	11/30/2021	Dry	Dry	Dry	Dry
RW-41	735.51	12/06/2021	Dry	Dry	Dry	Dry
RW-41	735.51	12/13/2021	Dry	Dry	Dry	Dry

Table 4
Summary of Recovery Well Gauging Data

Colonial Pipeline Company
2020-L1-SR2448
Huntersville, North Carolina

Well ID	Top Of Casing Elevation[1]	Date	Depth to Free Product (ft btoc)	Depth to Groundwater (ft btoc)	Free Product Thickness (ft)	Groundwater Elevation[2] (ft btoc)
RW-41	735.51	12/20/2021	Dry	Dry	Dry	Dry
RW-41	735.51	12/28/2021	Dry	Dry	Dry	Dry
RW-41	735.51	01/04/2022	Dry	Dry	Dry	Dry
RW-41	735.51	01/10/2022	Dry	Dry	Dry	Dry
RW-41	735.51	01/27/2022	Dry	Dry	Dry	Dry
RW-41	735.51	01/31/2022	Dry	Dry	Dry	Dry
RW-41	735.51	02/09/2022	Dry	Dry	Dry	Dry
RW-41	735.51	02/14/2022	Dry	Dry	Dry	Dry
RW-41	735.48	02/24/2022	Dry	Dry	Dry	Dry
RW-41	735.48	02/28/2022	Dry	Dry	Dry	Dry
RW-41	735.48	03/07/2022	Dry	Dry	Dry	Dry
RW-41	735.48	03/14/2022	Dry	Dry	Dry	Dry
RW-41	735.48	03/22/2022	Dry	Dry	Dry	Dry
RW-41	735.48	04/01/2022	Dry	Dry	Dry	Dry
RW-41	735.48	04/11/2022	Dry	Dry	Dry	Dry
RW-41	735.48	04/19/2022	Dry	Dry	Dry	Dry
RW-41	735.48	04/28/2022	Dry	Dry	Dry	Dry
RW-41	735.48	05/04/2022	Dry	Dry	Dry	Dry
RW-41	735.48	05/11/2022	Dry	Dry	Dry	Dry
RW-41	735.48	05/18/2022	Dry	Dry	Dry	Dry
RW-41	735.48	05/25/2022	Dry	Dry	Dry	Dry
RW-41	735.48	06/01/2022	Dry	Dry	Dry	Dry
RW-41	735.48	06/08/2022	Dry	Dry	Dry	Dry
RW-41	735.48	06/13/2022	Dry	Dry	Dry	Dry
RW-42						
RW-42	733.80	11/23/2020	Dry	Dry	Dry	Dry
RW-42	733.80	12/26/2020	Dry	Dry	Dry	Dry
RW-42	733.80	01/25/2021	Dry	Dry	Dry	Dry
RW-42	733.80	02/01/2021	Dry	Dry	Dry	Dry
RW-42	733.80	02/08/2021	Dry	Dry	Dry	Dry
RW-42	733.80	03/04/2021	Dry	Dry	Dry	Dry
RW-42	733.80	04/01/2021	ND	31.29	0.00	702.51
RW-42	733.80	04/12/2021	ND	31.32	0.00	702.48
RW-42	733.80	04/19/2021	Dry	Dry	Dry	Dry
RW-42	733.80	04/29/2021	Dry	Dry	Dry	Dry
RW-42	733.80	05/03/2021	Dry	Dry	Dry	Dry
RW-42	733.80	05/10/2021	Dry	Dry	Dry	Dry
RW-42	733.80	05/18/2021	Dry	Dry	Dry	Dry
RW-42	733.80	05/26/2021	Dry	Dry	Dry	Dry
RW-42	733.80	05/31/2021	Dry	Dry	Dry	Dry
RW-42	733.80	06/09/2021	Dry	Dry	Dry	Dry
RW-42	733.80	06/14/2021	Dry	Dry	Dry	Dry
RW-42	733.80	06/21/2021	Dry	Dry	Dry	Dry
RW-42	733.80	07/01/2021	Dry	Dry	Dry	Dry

Table 4
Summary of Recovery Well Gauging Data

Colonial Pipeline Company
2020-L1-SR2448
Huntersville, North Carolina

Well ID	Top Of Casing Elevation[1]	Date	Depth to Free Product (ft btoc)	Depth to Groundwater (ft btoc)	Free Product Thickness (ft)	Groundwater Elevation[2] (ft btoc)
RW-42	733.80	07/06/2021	Dry	Dry	Dry	Dry
RW-42	733.80	07/14/2021	Dry	Dry	Dry	Dry
RW-42	734.80	07/28/2021	Dry	Dry	Dry	Dry
RW-42	734.80	08/02/2021	Dry	Dry	Dry	Dry
RW-42	734.80	08/16/2021	Dry	Dry	Dry	Dry
RW-42	734.80	08/26/2021	Dry	Dry	Dry	Dry
RW-42	734.80	08/30/2021	Dry	Dry	Dry	Dry
RW-42	734.80	09/16/2021	Dry	Dry	Dry	Dry
RW-42	734.80	09/23/2021	Dry	Dry	Dry	Dry
RW-42	734.80	10/06/2021	Dry	Dry	Dry	Dry
RW-42	734.80	10/12/2021	Dry	Dry	Dry	Dry
RW-42	734.80	10/27/2021	Dry	Dry	Dry	Dry
RW-42	734.80	11/01/2021	Dry	Dry	Dry	Dry
RW-42	734.80	11/15/2021	Dry	Dry	Dry	Dry
RW-42	734.80	11/22/2021	ND	28.55	0.00	706.25
RW-42	732.71	11/30/2021	Dry	Dry	Dry	Dry
RW-42	732.71	12/06/2021	ND	28.49	0.00	704.22
RW-42	732.71	12/13/2021	Dry	Dry	Dry	Dry
RW-42	732.71	12/20/2021	ND	27.99	0.00	704.72
RW-42	732.71	12/28/2021	Dry	Dry	Dry	Dry
RW-42	732.71	01/04/2022	ND	28.84	0.00	703.87
RW-42	732.71	01/10/2022	28.59	28.70	0.11	704.09
RW-42	732.71	01/27/2022	Dry	Dry	Dry	Dry
RW-42	732.71	01/31/2022	ND	28.96	0.00	703.75
RW-42	732.71	02/09/2022	Dry	Dry	Dry	Dry
RW-42	732.71	02/14/2022	Dry	Dry	Dry	Dry
RW-42	732.71	02/24/2022	Dry	Dry	Dry	Dry
RW-42	732.71	02/28/2022	Dry	Dry	Dry	Dry
RW-42	732.71	03/07/2022	Dry	Dry	Dry	Dry
RW-42	732.71	03/14/2022	ND	30.60	0.00	702.11
RW-42	732.71	03/22/2022	Dry	Dry	Dry	Dry
RW-42	732.71	04/01/2022	Dry	Dry	Dry	Dry
RW-42	732.71	04/11/2022	Dry	Dry	Dry	Dry
RW-42	732.71	04/19/2022	Dry	Dry	Dry	Dry
RW-42	732.71	04/28/2022	Dry	Dry	Dry	Dry
RW-42	731.71	05/04/2022	30.09	30.36	0.27	701.55
RW-42	731.71	05/11/2022	30.10	30.38	0.28	701.54
RW-42	731.71	05/18/2022	ND	30.11	0.00	701.60
RW-42	731.71	05/25/2022	Dry	Dry	Dry	Dry
RW-42	731.71	06/01/2022	ND	30.29	0.00	701.42
RW-42	731.71	06/08/2022	30.28	30.55	0.27	701.36
RW-42	731.71	06/13/2022	Dry	Dry	Dry	Dry

Table 4
Summary of Recovery Well Gauging Data

Colonial Pipeline Company
2020-L1-SR2448
Huntersville, North Carolina

Well ID	Top Of Casing Elevation[1]	Date	Depth to Free Product (ft btoc)	Depth to Groundwater (ft btoc)	Free Product Thickness (ft)	Groundwater Elevation[2] (ft btoc)
RW-43						
RW-43	737.70	11/23/2020	37.26	41.71	4.45	699.25
RW-43	737.70	12/26/2020	ND	38.56	0.00	699.14
RW-43	737.70	02/01/2021	39.02	41.50	2.48	698.02
RW-43	737.70	03/04/2021	39.60	40.78	1.18	697.78
RW-43	737.70	04/01/2021	ND	40.05	0.00	697.65
RW-43	737.70	04/29/2021	39.69	39.83	0.14	697.97
RW-43	737.70	05/26/2021	39.72	39.75	0.03	697.97
RW-43	737.70	06/09/2021	ND	39.94	0.00	697.76
RW-43	737.70	07/01/2021	40.19	40.43	0.24	697.45
RW-43	737.70	07/14/2021	40.41	40.44	0.03	697.28
RW-43	737.70	07/28/2021	40.65	40.90	0.25	696.98
RW-43	737.70	08/26/2021	ND	41.36	0.00	696.34
RW-43	737.70	09/16/2021	41.47	42.74	1.27	695.89
RW-43	737.70	09/23/2021	ND	41.57	0.00	696.13
RW-43	737.70	10/27/2021	41.98	42.90	0.92	695.47
RW-43	737.70	11/30/2021	42.64	42.90	0.26	694.99
RW-43	737.70	12/28/2021	42.56	42.94	0.38	695.04
RW-43	737.70	01/27/2022	42.64	43.31	0.67	694.88
RW-43	737.70	02/24/2022	42.92	43.46	0.54	694.64
RW-43	737.70	04/01/2022	ND	43.33	0.00	694.37
RW-43	737.70	04/28/2022	ND	42.92	0.00	694.78
RW-43	737.70	05/04/2022	ARP	ARP	ARP	ARP
RW-43	737.70	05/25/2022	Dry	Dry	Dry	Dry
RW-44						
RW-44	738.21	11/23/2020	Dry	Dry	Dry	Dry
RW-44	738.21	12/26/2020	Dry	Dry	Dry	Dry
RW-44	738.21	01/19/2021	Dry	Dry	Dry	Dry
RW-44	738.21	01/25/2021	Dry	Dry	Dry	Dry
RW-44	738.21	02/01/2021	Dry	Dry	Dry	Dry
RW-44	738.21	02/08/2021	Dry	Dry	Dry	Dry
RW-44	738.21	02/22/2021	Dry	Dry	Dry	Dry
RW-44	738.21	03/04/2021	Dry	Dry	Dry	Dry
RW-44	738.21	04/01/2021	Dry	Dry	Dry	Dry
RW-44	738.21	04/12/2021	Dry	Dry	Dry	Dry
RW-44	738.21	04/19/2021	Dry	Dry	Dry	Dry
RW-44	738.21	04/29/2021	Dry	Dry	Dry	Dry
RW-44	738.21	05/03/2021	Dry	Dry	Dry	Dry
RW-44	738.21	05/10/2021	Dry	Dry	Dry	Dry
RW-44	738.21	05/18/2021	Dry	Dry	Dry	Dry
RW-44	738.21	05/26/2021	Dry	Dry	Dry	Dry
RW-44	738.21	05/31/2021	Dry	Dry	Dry	Dry
RW-44	738.21	06/09/2021	Dry	Dry	Dry	Dry
RW-44	738.21	06/14/2021	Dry	Dry	Dry	Dry

Table 4
Summary of Recovery Well Gauging Data

Colonial Pipeline Company
2020-L1-SR2448
Huntersville, North Carolina

Well ID	Top Of Casing Elevation[1]	Date	Depth to Free Product (ft btoc)	Depth to Groundwater (ft btoc)	Free Product Thickness (ft)	Groundwater Elevation[2] (ft btoc)
RW-44	738.21	06/21/2021	Dry	Dry	Dry	Dry
RW-44	738.21	07/01/2021	Dry	Dry	Dry	Dry
RW-44	738.21	07/06/2021	Dry	Dry	Dry	Dry
RW-44	738.21	07/14/2021	Dry	Dry	Dry	Dry
RW-44	738.21	07/28/2021	Dry	Dry	Dry	Dry
RW-44	738.21	08/02/2021	Dry	Dry	Dry	Dry
RW-44	738.21	08/16/2021	Dry	Dry	Dry	Dry
RW-44	738.21	08/26/2021	Dry	Dry	Dry	Dry
RW-44	738.21	08/30/2021	Dry	Dry	Dry	Dry
RW-44	738.21	09/16/2021	Dry	Dry	Dry	Dry
RW-44	738.21	09/23/2021	Dry	Dry	Dry	Dry
RW-44	738.21	10/06/2021	Dry	Dry	Dry	Dry
RW-44	738.21	10/12/2021	Dry	Dry	Dry	Dry
RW-44	738.21	10/27/2021	Dry	Dry	Dry	Dry
RW-44	738.21	11/01/2021	Dry	Dry	Dry	Dry
RW-44	738.21	11/15/2021	Dry	Dry	Dry	Dry
RW-44	738.21	11/22/2021	Dry	Dry	Dry	Dry
RW-44	737.60	11/30/2021	Dry	Dry	Dry	Dry
RW-44	737.60	12/06/2021	Dry	Dry	Dry	Dry
RW-44	737.60	12/13/2021	Dry	Dry	Dry	Dry
RW-44	737.60	12/20/2021	Dry	Dry	Dry	Dry
RW-44	737.60	12/28/2021	Dry	Dry	Dry	Dry
RW-44	737.60	01/04/2022	Dry	Dry	Dry	Dry
RW-44	737.60	01/10/2022	Dry	Dry	Dry	Dry
RW-44	737.60	01/27/2022	Dry	Dry	Dry	Dry
RW-44	737.60	01/31/2022	Dry	Dry	Dry	Dry
RW-44	737.60	02/09/2022	Dry	Dry	Dry	Dry
RW-44	737.60	02/14/2022	Dry	Dry	Dry	Dry
RW-44	737.60	02/24/2022	Dry	Dry	Dry	Dry
RW-44	737.60	02/28/2022	Dry	Dry	Dry	Dry
RW-44	737.60	03/07/2022	Dry	Dry	Dry	Dry
RW-44	737.60	03/14/2022	Dry	Dry	Dry	Dry
RW-44	737.60	03/22/2022	Dry	Dry	Dry	Dry
RW-44	737.60	04/01/2022	Dry	Dry	Dry	Dry
RW-44	737.60	04/11/2022	Dry	Dry	Dry	Dry
RW-44	737.60	04/19/2022	Dry	Dry	Dry	Dry
RW-44	737.60	04/28/2022	Dry	Dry	Dry	Dry
RW-44	737.60	05/04/2022	Dry	Dry	Dry	Dry
RW-44	737.60	05/11/2022	Dry	Dry	Dry	Dry
RW-44	737.60	05/18/2022	Dry	Dry	Dry	Dry
RW-44	737.60	05/25/2022	Dry	Dry	Dry	Dry
RW-44	737.60	06/01/2022	Dry	Dry	Dry	Dry
RW-44	737.60	06/08/2022	Dry	Dry	Dry	Dry
RW-44	737.60	06/13/2022	Dry	Dry	Dry	Dry

Table 4
Summary of Recovery Well Gauging Data

Colonial Pipeline Company
2020-L1-SR2448
Huntersville, North Carolina

Well ID	Top Of Casing Elevation[1]	Date	Depth to Free Product (ft btoc)	Depth to Groundwater (ft btoc)	Free Product Thickness (ft)	Groundwater Elevation[2] (ft btoc)
RW-45						
RW-45	722.04	11/23/2020	31.05	32.01	0.96	690.73
RW-45	722.04	12/26/2020	31.04	31.48	0.44	690.88
RW-45	722.04	02/01/2021	31.18	32.69	1.51	690.46
RW-45	722.04	03/04/2021	31.44	31.58	0.14	690.56
RW-45	722.04	04/01/2021	31.63	31.64	0.01	690.41
RW-45	722.04	04/29/2021	31.49	31.58	0.09	690.53
RW-45	722.04	05/26/2021	32.16	32.18	0.02	689.87
RW-45	722.04	06/09/2021	32.49	32.52	0.03	689.54
RW-45	722.04	07/01/2021	32.94	32.98	0.04	689.09
RW-45	722.04	07/14/2021	ND	33.34	0.00	688.70
RW-45	722.04	07/28/2021	33.82	33.88	0.06	688.20
RW-45	722.04	08/26/2021	ND	34.64	0.00	687.40
RW-45	722.04	09/16/2021	ND	35.26	0.00	686.78
RW-45	722.04	09/23/2021	35.42	35.47	0.05	686.61
RW-45	722.04	10/27/2021	36.30	36.31	0.01	685.74
RW-45	722.04	11/30/2021	ND	37.55	0.00	684.49
RW-45	722.04	12/28/2021	38.36	38.40	0.04	683.67
RW-45	722.04	01/27/2022	39.03	39.06	0.03	683.00
RW-45	722.04	02/24/2022	39.62	39.81	0.19	682.37
RW-45	722.04	04/01/2022	39.65	41.22	1.57	681.97
RW-45	722.04	04/28/2022	39.47	41.56	2.09	682.01
RW-45	722.04	05/04/2022	Dry	Dry	Dry	Dry
RW-45	722.04	05/25/2022	39.62	41.42	1.80	681.94
RW-46						
RW-46	716.92	11/23/2020	23.02	NW	NW	NW
RW-46	716.92	12/26/2020	24.10	43.70	19.60	687.58
RW-46	716.92	01/25/2021	Dry	Dry	Dry	Dry
RW-46	716.92	02/01/2021	26.60	43.43	16.83	685.82
RW-46	716.92	02/08/2021	ARP	ARP	ARP	ARP
RW-46	716.92	03/04/2021	26.46	41.42	14.96	686.46
RW-46	716.66	04/01/2021	28.38	36.76	8.38	686.03
RW-46	716.66	04/29/2021	28.61	35.09	6.48	686.32
RW-46	716.66	05/26/2021	30.14	33.76	3.62	685.55
RW-46	716.66	06/09/2021	30.85	33.04	2.19	685.23
RW-46	716.66	07/01/2021	31.10	34.19	3.09	684.74
RW-46	716.66	07/14/2021	31.89	33.02	1.13	684.47
RW-46	716.66	07/28/2021	32.42	35.08	2.66	683.53
RW-46	716.66	08/26/2021	33.96	37.30	3.34	681.81
RW-46	716.66	09/16/2021	35.45	37.56	2.11	680.65
RW-46	716.66	09/23/2021	35.94	38.17	2.23	680.13
RW-46	716.66	10/27/2021	35.92	43.25	7.33	678.78
RW-46	716.66	11/30/2021	39.26	NW	NW	NW
RW-46	716.66	12/28/2021	40.26	NW	NW	NW

Table 4
Summary of Recovery Well Gauging Data

Colonial Pipeline Company
2020-L1-SR2448
Huntersville, North Carolina

Well ID	Top Of Casing Elevation[1]	Date	Depth to Free Product (ft btoc)	Depth to Groundwater (ft btoc)	Free Product Thickness (ft)	Groundwater Elevation[2] (ft btoc)
RW-46	716.66	01/27/2022	40.95	43.70	2.75	674.98
RW-46	716.66	02/24/2022	41.46	NW	NW	NW
RW-46	716.66	04/01/2022	41.41	NW	NW	NW
RW-46	716.66	04/28/2022	42.12	43.68	1.56	674.13
RW-46	716.66	05/04/2022	ARP	ARP	ARP	ARP
RW-46	716.66	05/25/2022	42.73	NW	NW	NW
RW-47						
RW-47	726.60	12/26/2020	27.60	40.80	13.20	695.47
RW-47	726.60	02/01/2021	29.94	35.94	6.00	695.05
RW-47	726.60	03/04/2021	30.01	33.49	3.48	695.66
RW-47	725.40	04/01/2021	29.50	34.45	4.95	694.58
RW-47	725.40	04/29/2021	28.83	34.58	5.75	695.03
RW-47	725.40	05/26/2021	30.37	32.90	2.53	694.35
RW-47	725.40	06/09/2021	30.58	31.90	1.32	694.47
RW-47	725.40	07/01/2021	30.58	32.93	2.35	694.19
RW-47	725.40	07/14/2021	30.91	33.39	2.48	693.83
RW-47	725.40	07/28/2021	32.07	33.01	0.94	693.08
RW-47	725.40	08/26/2021	50.64	51.16	0.52	674.62
RW-47	725.40	09/16/2021	34.05	34.61	0.56	691.20
RW-47	725.40	09/23/2021	34.30	34.95	0.65	690.93
RW-47	725.40	10/27/2021	35.45	35.93	0.48	689.82
RW-47	725.40	11/30/2021	36.06	36.37	0.31	689.26
RW-47	725.40	12/28/2021	36.95	37.16	0.21	688.39
RW-47	725.40	01/27/2022	37.90	38.34	0.44	687.38
RW-47	725.40	02/24/2022	38.55	39.28	0.73	686.65
RW-47	725.40	04/01/2022	39.28	NW	NW	NW
RW-47	725.40	04/28/2022	39.64	40.70	1.06	685.48
RW-47	725.40	05/04/2022	ARP	ARP	ARP	ARP
RW-47	725.40	05/25/2022	40.60	NW	NW	NW
RW-48						
RW-48	741.03	12/26/2020	33.82	34.54	0.72	707.02
RW-48	741.03	02/01/2021	48.55	51.58	3.03	691.67
RW-48	741.03	03/04/2021	48.48	51.78	3.30	691.67
RW-48	741.03	04/01/2021	48.82	51.21	2.39	691.57
RW-48	741.03	04/29/2021	48.90	50.73	1.83	691.64
RW-48	741.03	05/26/2021	49.14	50.36	1.22	691.56
RW-48	741.03	06/09/2021	33.73	33.85	0.12	707.27
RW-48	741.03	07/01/2021	49.74	50.17	0.43	691.17
RW-48	741.03	07/14/2021	49.96	50.32	0.36	690.97
RW-48	741.03	07/28/2021	50.14	50.41	0.27	690.82
RW-48	741.03	08/26/2021	33.18	33.85	0.67	707.67
RW-48	741.03	09/16/2021	51.22	51.48	0.26	689.74
RW-48	741.03	09/23/2021	51.28	51.75	0.47	689.62
RW-48	741.03	10/27/2021	52.00	52.53	0.53	688.89

Table 4
Summary of Recovery Well Gauging Data

Colonial Pipeline Company
2020-L1-SR2448
Huntersville, North Carolina

Well ID	Top Of Casing Elevation[1]	Date	Depth to Free Product (ft btoc)	Depth to Groundwater (ft btoc)	Free Product Thickness (ft)	Groundwater Elevation[2] (ft btoc)
RW-48	741.03	11/30/2021	52.90	53.34	0.44	688.01
RW-48	741.03	12/28/2021	53.54	53.83	0.29	687.41
RW-48	741.03	01/27/2022	54.03	54.45	0.42	686.89
RW-48	741.03	02/24/2022	54.78	54.94	0.16	686.21
RW-48	741.03	04/01/2022	55.15	55.23	0.08	685.86
RW-48	741.03	04/28/2022	55.40	56.12	0.72	685.44
RW-48	741.03	05/04/2022	ARP	ARP	ARP	ARP
RW-48	741.03	05/25/2022	55.80	56.05	0.25	685.16
RW-49						
RW-49	730.47	02/01/2021	36.13	37.90	1.77	693.87
RW-49	730.47	03/04/2021	36.87	37.68	0.81	693.38
RW-49	730.47	04/01/2021	37.31	37.44	0.13	693.13
RW-49	730.47	04/29/2021	ND	37.13	0.00	693.34
RW-49	730.47	05/26/2021	38.05	38.49	0.44	692.30
RW-49	730.47	06/09/2021	38.49	38.98	0.49	691.85
RW-49	730.47	07/01/2021	39.04	39.80	0.76	691.23
RW-49	730.47	07/14/2021	39.57	40.72	1.15	690.59
RW-49	730.47	07/28/2021	39.86	39.94	0.08	690.59
RW-49	730.47	08/26/2021	40.33	40.76	0.43	690.03
RW-49	730.47	09/16/2021	40.76	41.33	0.57	689.56
RW-49	730.47	09/23/2021	40.83	40.86	0.03	689.63
RW-49	730.47	10/27/2021	41.52	42.12	0.60	688.79
RW-49	730.47	11/30/2021	41.98	42.71	0.73	688.30
RW-49	730.47	12/28/2021	42.43	43.24	0.81	687.82
RW-49	730.47	01/27/2022	42.01	43.22	1.21	688.14
RW-49	730.47	02/24/2022	43.31	43.93	0.62	687.00
RW-49	730.47	04/01/2022	43.25	44.68	1.43	686.84
RW-49	730.47	04/28/2022	43.63	44.20	0.57	686.69
RW-49	730.47	05/04/2022	ARP	ARP	ARP	ARP
RW-49	730.47	05/25/2022	43.68	44.16	0.48	686.66
RW-50						
RW-50	733.87	02/01/2021	40.40	40.89	0.49	693.34
RW-50	733.87	03/04/2021	40.31	41.26	0.95	693.30
RW-50	733.87	04/01/2021	40.81	41.27	0.46	692.93
RW-50	733.87	04/29/2021	40.21	41.56	1.35	693.30
RW-50	733.87	05/26/2021	ND	41.42	0.00	692.45
RW-50	733.87	06/09/2021	ND	41.76	0.00	692.11
RW-50	733.87	07/01/2021	ND	42.29	0.00	691.58
RW-50	733.87	07/14/2021	ND	42.58	0.00	691.29
RW-50	733.87	07/28/2021	42.67	42.69	0.02	691.19
RW-50	733.87	08/26/2021	43.28	43.32	0.04	690.58
RW-50	733.87	09/16/2021	ND	43.82	0.00	690.05
RW-50	733.87	09/23/2021	ND	43.88	0.00	689.99
RW-50	733.87	10/27/2021	ND	42.66	0.00	691.21

Table 4
Summary of Recovery Well Gauging Data

Colonial Pipeline Company
2020-L1-SR2448
Huntersville, North Carolina

Well ID	Top Of Casing Elevation[1]	Date	Depth to Free Product (ft btoc)	Depth to Groundwater (ft btoc)	Free Product Thickness (ft)	Groundwater Elevation[2] (ft btoc)
RW-50	733.87	11/30/2021	45.18	45.21	0.03	688.68
RW-50	733.87	12/28/2021	45.75	45.76	0.01	688.12
RW-50	733.87	01/27/2022	ND	46.04	0.00	687.83
RW-50	733.87	02/24/2022	46.74	46.75	0.01	687.13
RW-50	733.87	04/01/2022	ND	46.95	0.00	686.92
RW-50	733.87	04/28/2022	ND	47.08	0.00	686.79
RW-50	733.87	05/04/2022	ARP	ARP	ARP	ARP
RW-50	733.87	05/25/2022	ND	47.32	0.00	686.55
RW-51						
RW-51	734.12	02/01/2021	40.18	42.23	2.05	693.39
RW-51	734.12	03/04/2021	40.17	42.64	2.47	693.29
RW-51	734.12	04/01/2021	ND	40.85	0.00	693.27
RW-51	734.12	04/29/2021	40.64	41.60	0.96	693.22
RW-51	734.12	05/26/2021	41.51	42.31	0.80	692.40
RW-51	734.12	06/09/2021	41.81	42.57	0.76	692.11
RW-51	734.12	07/01/2021	42.34	43.29	0.95	691.53
RW-51	734.12	07/14/2021	42.91	43.64	0.73	691.01
RW-51	734.12	07/28/2021	43.18	42.89	-0.29	691.02
RW-51	734.12	08/26/2021	43.40	44.10	0.70	690.53
RW-51	734.12	09/16/2021	43.98	44.67	0.69	689.95
RW-51	734.12	09/23/2021	44.05	44.79	0.74	689.87
RW-51	734.12	10/27/2021	44.92	45.26	0.34	689.11
RW-51	734.12	11/30/2021	45.34	46.13	0.79	688.57
RW-51	734.12	12/28/2021	45.90	46.78	0.88	687.98
RW-51	734.12	01/27/2022	46.25	46.93	0.68	687.69
RW-51	734.12	02/24/2022	46.93	47.65	0.72	687.00
RW-51	734.12	04/01/2022	47.14	47.85	0.71	686.79
RW-51	734.12	04/28/2022	46.84	49.46	2.62	686.58
RW-51	734.12	05/04/2022	ARP	ARP	ARP	ARP
RW-51	734.12	05/25/2022	47.05	49.97	2.92	686.29
RW-52						
RW-52	726.96	02/01/2021	28.96	35.10	6.14	696.36
RW-52	726.96	03/04/2021	30.08	33.98	3.90	695.84
RW-52	726.96	04/01/2021	ND	30.56	0.00	696.40
RW-52	726.96	04/29/2021	30.20	32.94	2.74	696.03
RW-52	726.96	05/26/2021	31.26	33.02	1.76	695.23
RW-52	726.96	06/09/2021	31.65	33.25	1.60	694.88
RW-52	726.96	07/01/2021	32.29	33.35	1.06	694.39
RW-52	726.96	07/14/2021	32.77	33.52	0.75	693.99
RW-52	726.96	07/28/2021	32.78	33.02	0.24	694.11
RW-52	726.96	08/26/2021	33.45	33.83	0.38	693.41
RW-52	726.96	09/16/2021	33.63	34.44	0.81	693.11
RW-52	726.96	09/23/2021	33.80	34.04	0.24	693.09
RW-52	726.96	10/27/2021	34.34	35.02	0.68	692.44

Table 4
Summary of Recovery Well Gauging Data

Colonial Pipeline Company
2020-L1-SR2448
Huntersville, North Carolina

Well ID	Top Of Casing Elevation[1]	Date	Depth to Free Product (ft btoc)	Depth to Groundwater (ft btoc)	Free Product Thickness (ft)	Groundwater Elevation[2] (ft btoc)
RW-52	726.96	11/30/2021	34.94	35.59	0.65	691.85
RW-52	726.96	12/28/2021	35.38	36.14	0.76	691.38
RW-52	726.96	01/27/2022	35.68	36.15	0.47	691.15
RW-52	726.96	02/24/2022	35.83	36.14	0.31	691.05
RW-52	726.96	04/01/2022	ND	36.20	0.00	690.76
RW-52	726.96	04/28/2022	Dry	Dry	Dry	Dry
RW-52	726.96	05/04/2022	Dry	Dry	Dry	Dry
RW-52	726.96	05/25/2022	ND	36.23	0.00	690.73
RW-53						
RW-53	725.48	02/01/2021	27.42	30.00	2.58	697.37
RW-53	725.48	03/04/2021	28.02	30.80	2.78	696.72
RW-53	725.48	04/01/2021	28.51	29.36	0.85	696.75
RW-53	725.48	04/29/2021	28.19	30.15	1.96	696.77
RW-53	725.48	05/26/2021	29.15	30.20	1.05	696.05
RW-53	725.48	06/09/2021	29.63	30.35	0.72	695.66
RW-53	725.48	07/01/2021	30.14	31.02	0.88	695.11
RW-53	725.48	07/14/2021	30.44	31.46	1.02	694.77
RW-53	725.48	07/28/2021	30.45	31.00	0.55	694.89
RW-53	725.48	08/26/2021	30.98	31.73	0.75	694.30
RW-53	725.48	09/16/2021	31.31	31.72	0.41	694.06
RW-53	725.48	09/23/2021	31.37	31.74	0.37	694.01
RW-53	725.48	10/27/2021	ND	31.74	0.00	693.74
RW-53	725.48	11/30/2021	Dry	Dry	Dry	Dry
RW-53	725.48	12/28/2021	31.79	31.80	0.01	693.69
RW-53	725.48	01/27/2022	ND	31.75	0.00	693.73
RW-53	725.48	02/24/2022	31.82	31.86	0.04	693.65
RW-53	725.48	04/01/2022	ND	31.78	0.00	693.70
RW-53	725.48	04/28/2022	Dry	Dry	Dry	Dry
RW-53	725.48	05/04/2022	Dry	Dry	Dry	Dry
RW-53	725.48	05/25/2022	ND	31.81	0.00	693.67
RW-54						
RW-54	727.86	02/01/2021	29.96	43.34	13.38	694.32
RW-54	727.86	03/04/2021	32.95	38.43	5.48	693.44
RW-54	727.86	04/01/2021	ND	31.34	0.00	696.52
RW-54	727.86	04/29/2021	32.34	38.30	5.96	693.92
RW-54	727.86	05/26/2021	34.15	37.99	3.84	692.68
RW-54	727.86	06/09/2021	34.90	37.82	2.92	692.18
RW-54	727.86	07/01/2021	35.77	38.08	2.31	691.47
RW-54	727.86	07/14/2021	36.50	38.61	2.11	690.79
RW-54	727.86	07/28/2021	36.73	38.17	1.44	690.74
RW-54	727.86	08/26/2021	37.46	38.77	1.31	690.05
RW-54	727.86	09/16/2021	37.98	39.05	1.07	689.59
RW-54	727.86	09/23/2021	38.04	39.16	1.12	689.52
RW-54	727.86	10/27/2021	38.98	40.11	1.13	688.58

Table 4
Summary of Recovery Well Gauging Data

Colonial Pipeline Company
2020-L1-SR2448
Huntersville, North Carolina

Well ID	Top Of Casing Elevation[1]	Date	Depth to Free Product (ft btoc)	Depth to Groundwater (ft btoc)	Free Product Thickness (ft)	Groundwater Elevation[2] (ft btoc)
RW-54	727.86	11/30/2021	39.65	40.58	0.93	687.96
RW-54	727.86	12/28/2021	40.16	41.11	0.95	687.44
RW-54	727.86	01/27/2022	39.88	40.81	0.93	687.73
RW-54	727.86	02/24/2022	40.84	41.50	0.66	686.84
RW-54	727.86	04/01/2022	40.59	41.23	0.64	687.10
RW-54	727.86	04/28/2022	40.69	41.68	0.99	686.90
RW-54	727.86	05/04/2022	ARP	ARP	ARP	ARP
RW-54	727.86	05/25/2022	40.68	41.61	0.93	686.93
RW-55						
RW-55	723.05	01/25/2021	27.15	35.11	7.96	693.77
RW-55	723.05	02/01/2021	26.91	35.48	8.57	693.85
RW-55	723.05	02/08/2021	ARP	ARP	ARP	ARP
RW-55	723.05	03/04/2021	27.12	31.21	4.09	694.84
RW-55	723.05	04/01/2021	27.55	29.92	2.37	694.87
RW-55	723.05	04/29/2021	27.24	28.98	1.74	695.35
RW-55	723.05	05/26/2021	28.82	29.91	1.09	693.94
RW-55	723.05	06/09/2021	29.29	29.99	0.70	693.57
RW-55	723.05	07/01/2021	30.04	30.39	0.35	692.92
RW-55	723.05	07/14/2021	29.89	30.05	0.16	693.12
RW-55	723.05	07/28/2021	29.83	30.13	0.30	693.14
RW-55	723.05	08/26/2021	31.08	31.28	0.20	691.92
RW-55	723.05	09/16/2021	31.53	31.79	0.26	691.45
RW-55	723.05	09/23/2021	30.50	32.00	1.50	692.15
RW-55	723.05	10/27/2021	32.30	32.42	0.12	690.72
RW-55	723.05	11/30/2021	ND	32.77	0.00	690.28
RW-55	723.05	12/28/2021	ND	33.11	0.00	689.94
RW-55	723.05	01/27/2022	33.31	33.49	0.18	689.69
RW-55	723.05	02/24/2022	33.67	33.95	0.28	689.31
RW-55	723.05	04/01/2022	33.75	33.87	0.12	689.27
RW-55	723.05	04/28/2022	33.68	34.04	0.36	689.28
RW-55	723.05	05/04/2022	Dry	Dry	Dry	Dry
RW-55	723.05	05/25/2022	33.65	34.05	0.40	689.30
RW-56						
RW-56	723.99	01/25/2021	31.85	31.86	0.01	692.14
RW-56	723.99	02/01/2021	31.76	31.91	0.15	692.19
RW-56	723.99	02/08/2021	ARP	ARP	ARP	ARP
RW-56	723.99	03/04/2021	29.18	30.17	0.99	694.55
RW-56	723.99	04/01/2021	29.71	29.92	0.21	694.23
RW-56	723.99	04/29/2021	28.93	29.91	0.98	694.80
RW-56	723.99	05/26/2021	30.04	31.23	1.19	693.63
RW-56	723.99	06/09/2021	30.88	31.44	0.56	692.96
RW-56	723.99	07/01/2021	31.88	31.98	0.10	692.09
RW-56	723.99	07/14/2021	32.10	32.35	0.25	691.83
RW-56	723.99	07/28/2021	ND	32.06	0.00	691.93

Table 4
Summary of Recovery Well Gauging Data

Colonial Pipeline Company
2020-L1-SR2448
Huntersville, North Carolina

Well ID	Top Of Casing Elevation[1]	Date	Depth to Free Product (ft btoc)	Depth to Groundwater (ft btoc)	Free Product Thickness (ft)	Groundwater Elevation[2] (ft btoc)
RW-56	723.99	08/26/2021	ND	32.89	0.00	691.10
RW-56	723.99	09/16/2021	33.22	33.28	0.06	690.76
RW-56	723.99	09/23/2021	ND	33.25	0.00	690.74
RW-56	723.99	10/27/2021	33.84	33.86	0.02	690.15
RW-56	723.99	11/30/2021	34.44	34.46	0.02	689.55
RW-56	723.99	12/28/2021	ND	34.68	0.00	689.31
RW-56	723.99	01/27/2022	ND	34.80	0.00	689.19
RW-56	723.99	02/24/2022	ND	35.27	0.00	688.72
RW-56	723.99	04/01/2022	35.59	35.63	0.04	688.39
RW-56	723.99	04/28/2022	35.32	35.35	0.03	688.66
RW-56	723.99	05/04/2022	ARP	ARP	ARP	ARP
RW-56	723.99	05/25/2022	35.32	35.35	0.03	688.66
RW-57						
RW-57	713.57	03/15/2021	ARP	ARP	ARP	ARP
RW-57	713.57	03/22/2021	ARP	ARP	ARP	ARP
RW-57	713.57	04/01/2021	25.42	41.45	16.03	683.86
RW-57	713.57	04/29/2021	26.78	36.98	10.20	684.06
RW-57	713.57	05/26/2021	27.43	35.36	7.93	684.02
RW-57	713.57	06/09/2021	27.75	35.08	7.33	683.86
RW-57	713.57	07/01/2021	28.38	34.86	6.48	683.46
RW-57	713.57	07/14/2021	28.56	34.89	6.33	683.32
RW-57	713.57	07/28/2021	29.16	36.88	7.72	682.35
RW-57	713.57	08/26/2021	30.35	43.04	12.69	679.83
RW-57	713.57	09/16/2021	31.58	44.84	13.26	678.45
RW-57	713.57	09/23/2021	31.63	45.69	14.06	678.18
RW-57	713.57	10/27/2021	34.55	45.75	11.20	676.03
RW-57	713.57	11/30/2021	38.55	44.49	5.94	673.43
RW-57	713.57	12/28/2021	39.48	39.72	0.24	674.03
RW-57	713.57	01/27/2022	40.25	44.57	4.32	672.17
RW-57	713.57	02/24/2022	40.62	43.90	3.28	672.08
RW-57	713.57	04/01/2022	40.51	43.48	2.97	672.27
RW-57	713.57	04/28/2022	41.23	43.68	2.45	671.69
RW-57	713.57	05/04/2022	ARP	ARP	ARP	ARP
RW-57	713.57	05/25/2022	41.70	43.64	1.94	671.36
RW-58						
RW-58	714.85	03/15/2021	27.92	50.10	22.18	681.00
RW-58	714.85	03/22/2021	ARP	ARP	ARP	ARP
RW-58	714.85	04/01/2021	28.34	31.02	2.68	685.79
RW-58	714.85	04/29/2021	29.50	36.43	6.93	683.50
RW-58	714.85	05/26/2021	30.26	33.28	3.02	683.78
RW-58	714.85	06/09/2021	30.83	32.43	1.60	683.59
RW-58	714.85	07/01/2021	31.34	32.25	0.91	683.27
RW-58	714.85	07/14/2021	31.40	32.38	0.98	683.19
RW-58	714.85	07/28/2021	32.37	33.51	1.14	682.18

Table 4
Summary of Recovery Well Gauging Data

Colonial Pipeline Company
2020-L1-SR2448
Huntersville, North Carolina

Well ID	Top Of Casing Elevation[1]	Date	Depth to Free Product (ft btoc)	Depth to Groundwater (ft btoc)	Free Product Thickness (ft)	Groundwater Elevation[2] (ft btoc)
RW-58	714.85	08/26/2021	34.02	36.61	2.59	680.14
RW-58	714.85	09/16/2021	34.57	39.06	4.49	679.08
RW-58	714.85	09/23/2021	34.98	39.86	4.88	678.57
RW-58	714.85	10/27/2021	37.12	40.72	3.60	676.77
RW-58	714.85	11/30/2021	40.45	44.28	3.83	673.38
RW-58	714.85	12/28/2021	41.42	44.76	3.34	672.54
RW-58	714.85	01/27/2022	41.80	45.75	3.95	671.99
RW-58	714.85	02/24/2022	42.15	45.29	3.14	671.86
RW-58	714.85	04/01/2022	42.16	44.25	2.09	672.13
RW-58	714.85	04/28/2022	42.66	45.32	2.66	671.48
RW-58	714.85	05/04/2022	ARP	ARP	ARP	ARP
RW-58	714.85	05/25/2022	43.30	45.27	1.97	671.02
RW-59						
RW-59	714.75	03/15/2021	29.39	45.84	16.45	680.96
RW-59	714.75	03/22/2021	ARP	ARP	ARP	ARP
RW-59	714.75	04/01/2021	29.75	37.94	8.19	682.81
RW-59	714.75	04/29/2021	30.39	36.15	5.76	682.82
RW-59	714.75	05/26/2021	31.18	32.80	1.62	683.13
RW-59	714.75	06/09/2021	31.18	33.55	2.37	682.93
RW-59	714.75	07/01/2021	31.78	32.75	0.97	682.71
RW-59	714.75	07/14/2021	31.74	32.73	0.99	682.74
RW-59	714.75	07/28/2021	32.45	34.05	1.60	681.87
RW-59	714.75	08/26/2021	33.60	37.88	4.28	680.00
RW-59	714.75	09/16/2021	34.56	38.97	4.41	679.01
RW-59	714.75	09/23/2021	34.82	40.37	5.55	678.44
RW-59	714.75	10/27/2021	36.87	40.14	3.27	677.00
RW-59	714.75	11/30/2021	40.59	43.48	2.89	673.38
RW-59	714.75	12/28/2021	41.51	43.31	1.80	672.76
RW-59	714.75	01/27/2022	42.14	43.49	1.35	672.25
RW-59	714.75	02/24/2022	42.25	43.69	1.44	672.11
RW-59	714.75	04/01/2022	41.91	43.33	1.42	672.46
RW-59	714.75	04/28/2022	42.52	44.10	1.58	671.80
RW-59	714.75	05/04/2022	ARP	ARP	ARP	ARP
RW-59	714.75	05/25/2022	43.03	44.98	1.95	671.20
RW-60						
RW-60	714.09	03/15/2021	27.04	43.89	16.85	682.54
RW-60	714.09	03/22/2021	ARP	ARP	ARP	ARP
RW-60	714.09	04/01/2021	29.45	37.42	7.97	682.51
RW-60	714.09	04/29/2021	30.48	34.46	3.98	682.55
RW-60	714.09	05/26/2021	29.65	35.60	5.95	682.85
RW-60	714.09	06/09/2021	31.19	32.41	1.22	682.57
RW-60	714.09	07/01/2021	31.28	33.15	1.87	682.31
RW-60	714.09	07/14/2021	30.54	34.86	4.32	682.39
RW-60	714.09	07/28/2021	32.37	33.50	1.13	681.42

Table 4
Summary of Recovery Well Gauging Data

Colonial Pipeline Company
2020-L1-SR2448
Huntersville, North Carolina

Well ID	Top Of Casing Elevation[1]	Date	Depth to Free Product (ft btoc)	Depth to Groundwater (ft btoc)	Free Product Thickness (ft)	Groundwater Elevation[2] (ft btoc)
RW-60	714.09	08/26/2021	33.96	36.56	2.60	679.44
RW-60	714.09	09/16/2021	34.57	38.36	3.79	678.51
RW-60	714.09	09/23/2021	35.14	39.00	3.86	677.92
RW-60	714.09	10/27/2021	36.05	42.66	6.61	676.27
RW-60	714.09	11/30/2021	39.63	44.86	5.23	673.06
RW-60	714.09	12/28/2021	40.53	44.73	4.20	672.44
RW-60	714.09	01/27/2022	41.12	44.77	3.65	671.99
RW-60	714.09	02/24/2022	40.95	45.65	4.70	671.88
RW-60	714.09	04/01/2022	40.60	46.81	6.21	671.83
RW-60	714.09	04/28/2022	41.07	46.27	5.20	671.63
RW-60	714.09	05/04/2022	ARP	ARP	ARP	ARP
RW-60	714.09	05/25/2022	42.05	45.10	3.05	671.22
RW-61						
RW-61	713.59	04/01/2021	29.36	35.81	6.45	682.50
RW-61	713.59	04/29/2021	30.68	33.97	3.29	682.03
RW-61	713.59	05/26/2021	30.38	33.47	3.09	682.39
RW-61	713.59	06/09/2021	30.68	33.76	3.08	682.09
RW-61	713.59	07/01/2021	30.98	33.79	2.81	681.86
RW-61	713.59	07/14/2021	30.87	33.84	2.97	681.93
RW-61	713.59	07/28/2021	31.71	34.65	2.94	681.10
RW-61	713.59	08/26/2021	33.00	38.14	5.14	679.22
RW-61	713.59	09/16/2021	34.34	37.92	3.58	678.29
RW-61	713.59	09/23/2021	35.30	37.79	2.49	677.63
RW-61	713.59	10/27/2021	37.16	38.18	1.02	676.16
RW-61	713.59	11/30/2021	40.32	41.52	1.20	672.95
RW-61	713.59	12/28/2021	40.97	41.59	0.62	672.46
RW-61	713.59	01/27/2022	41.53	41.88	0.35	671.97
RW-61	713.59	02/24/2022	41.65	42.21	0.56	671.79
RW-61	713.59	04/01/2022	41.29	41.69	0.40	672.20
RW-61	713.59	04/28/2022	41.80	42.35	0.55	671.65
RW-61	713.59	05/04/2022	ARP	ARP	ARP	ARP
RW-61	713.59	05/25/2022	42.18	42.72	0.54	671.27
RW-62						
RW-62	716.21	04/01/2021	30.95	38.66	7.71	683.20
RW-62	716.21	04/29/2021	32.20	36.18	3.98	682.94
RW-62	716.21	05/26/2021	31.94	36.23	4.29	683.12
RW-62	716.21	06/09/2021	32.33	35.78	3.45	682.96
RW-62	716.21	07/01/2021	32.80	35.69	2.89	682.64
RW-62	716.21	07/14/2021	32.65	35.50	2.85	682.80
RW-62	716.21	07/28/2021	33.33	36.47	3.14	682.04
RW-62	716.21	08/26/2021	35.09	38.14	3.05	680.30
RW-62	716.21	09/16/2021	35.88	39.98	4.10	679.23
RW-62	716.21	09/23/2021	36.30	40.94	4.64	678.67
RW-62	716.21	10/27/2021	37.72	41.90	4.18	677.37

Table 4
Summary of Recovery Well Gauging Data

Colonial Pipeline Company
2020-L1-SR2448
Huntersville, North Carolina

Well ID	Top Of Casing Elevation[1]	Date	Depth to Free Product (ft btoc)	Depth to Groundwater (ft btoc)	Free Product Thickness (ft)	Groundwater Elevation[2] (ft btoc)
RW-62	716.21	11/30/2021	41.76	44.03	2.27	673.84
RW-62	716.21	12/28/2021	42.46	43.87	1.41	673.37
RW-62	716.21	01/27/2022	43.05	44.47	1.42	672.78
RW-62	716.21	02/24/2022	43.11	44.82	1.71	672.64
RW-62	716.21	04/01/2022	42.93	43.91	0.98	673.02
RW-62	716.21	04/28/2022	43.29	45.45	2.16	672.34
RW-62	716.21	05/04/2022	ARP	ARP	ARP	ARP
RW-62	716.21	05/25/2022	43.63	45.88	2.25	671.98
RW-63						
RW-63	716.42	05/26/2021	30.22	34.10	3.88	685.16
RW-63	716.42	06/09/2021	30.78	33.41	2.63	684.94
RW-63	716.42	07/01/2021	30.96	34.97	4.01	684.39
RW-63	716.42	07/14/2021	31.67	33.71	2.04	684.20
RW-63	716.42	07/28/2021	32.21	35.72	3.51	683.27
RW-63	716.42	08/26/2021	33.11	40.00	6.89	681.47
RW-63	716.42	09/16/2021	34.47	40.68	6.21	680.29
RW-63	716.42	09/23/2021	34.97	41.22	6.25	679.78
RW-63	716.42	10/27/2021	36.81	42.20	5.39	678.17
RW-63	716.42	11/30/2021	39.64	42.29	2.65	676.07
RW-63	716.42	12/28/2021	40.66	42.40	1.74	675.29
RW-63	716.42	01/27/2022	41.25	42.34	1.09	674.88
RW-63	716.42	02/24/2022	41.67	42.50	0.83	674.53
RW-63	716.42	04/01/2022	41.55	NW	NW	NW
RW-63	716.42	04/28/2022	42.19	42.46	0.27	674.16
RW-63	716.42	05/04/2022	ARP	ARP	ARP	ARP
RW-63	716.42	05/25/2022	Dry	Dry	Dry	Dry
RW-64						
RW-64	716.89	05/26/2021	26.70	30.65	3.95	689.13
RW-64	716.89	06/09/2021	27.04	30.46	3.42	688.94
RW-64	716.89	07/01/2021	27.54	30.37	2.83	688.59
RW-64	716.89	07/14/2021	27.78	30.41	2.63	688.41
RW-64	716.89	07/28/2021	28.39	30.46	2.07	687.95
RW-64	716.89	08/26/2021	30.52	32.52	2.00	685.84
RW-64	716.89	09/16/2021	Dry	Dry	Dry	Dry
RW-64	716.89	09/23/2021	ND	30.58	0.00	686.31
RW-64	716.89	10/27/2021	DRY	DRY	DRY	DRY
RW-64	716.89	11/30/2021	Dry	Dry	Dry	Dry
RW-64	716.89	12/28/2021	ND	30.60	0.00	686.29
RW-64	716.89	01/27/2022	ND	30.60	0.00	686.29
RW-64	716.89	02/24/2022	Dry	Dry	Dry	Dry
RW-64	716.89	04/01/2022	Dry	Dry	Dry	Dry
RW-64	716.89	04/28/2022	Dry	Dry	Dry	Dry
RW-64	716.89	05/04/2022	Dry	Dry	Dry	Dry
RW-64	716.89	05/25/2022	Dry	Dry	Dry	Dry

Table 4
Summary of Recovery Well Gauging Data

Colonial Pipeline Company
2020-L1-SR2448
Huntersville, North Carolina

Well ID	Top Of Casing Elevation[1]	Date	Depth to Free Product (ft btoc)	Depth to Groundwater (ft btoc)	Free Product Thickness (ft)	Groundwater Elevation[2] (ft btoc)
RW-65						
RW-65	718.07	05/26/2021	31.08	34.65	3.57	686.03
RW-65	718.07	06/09/2021	31.21	35.19	3.98	685.79
RW-65	718.07	07/01/2021	31.79	35.48	3.69	685.29
RW-65	718.07	07/14/2021	32.08	35.65	3.57	685.03
RW-65	718.07	07/28/2021	32.75	36.80	4.05	684.23
RW-65	718.07	08/26/2021	33.94	39.02	5.08	682.77
RW-65	718.07	09/16/2021	34.76	41.40	6.64	681.53
RW-65	718.07	09/23/2021	35.11	41.15	6.04	681.34
RW-65	718.07	10/27/2021	36.62	41.32	4.70	680.19
RW-65	718.07	11/30/2021	40.53	NW	NW	NW
RW-65	718.07	12/28/2021	40.98	41.32	0.34	677.00
RW-65	718.07	01/27/2022	Dry	Dry	Dry	Dry
RW-65	718.07	02/24/2022	Dry	Dry	Dry	Dry
RW-65	718.07	04/01/2022	Dry	Dry	Dry	Dry
RW-65	718.07	04/28/2022	Dry	Dry	Dry	Dry
RW-65	718.07	05/04/2022	Dry	Dry	Dry	Dry
RW-65	718.07	05/25/2022	Dry	Dry	Dry	Dry
RW-66						
RW-66	718.01	05/26/2021	32.71	35.36	2.65	684.59
RW-66	718.01	06/09/2021	33.02	35.21	2.19	684.40
RW-66	718.01	07/01/2021	33.66	35.07	1.41	683.97
RW-66	718.01	07/14/2021	33.58	35.00	1.42	684.05
RW-66	718.01	07/28/2021	34.22	35.19	0.97	683.53
RW-66	718.01	08/26/2021	35.31	37.08	1.77	682.23
RW-66	718.01	09/16/2021	36.64	39.21	2.57	680.68
RW-66	718.01	09/23/2021	36.47	39.43	2.96	680.75
RW-66	718.01	10/27/2021	37.56	40.69	3.13	679.61
RW-66	718.01	11/30/2021	40.35	NW	NW	NW
RW-66	718.01	12/28/2021	41.09	NW	NW	NW
RW-66	718.01	01/27/2022	41.85	45.38	3.53	675.21
RW-66	718.01	02/24/2022	42.26	45.33	3.07	674.93
RW-66	718.01	04/01/2022	42.11	45.33	3.22	675.04
RW-66	718.01	04/28/2022	41.72	45.24	3.52	675.35
RW-66	718.01	05/04/2022	ARP	ARP	ARP	ARP
RW-66	718.01	05/25/2022	42.68	45.12	2.44	674.68
RW-66	718.01	06/01/2022	43.71	45.72	2.01	673.76
RW-67						
RW-67	716.58	06/09/2021	31.49	32.62	1.13	684.79
RW-67	716.58	07/01/2021	31.74	32.84	1.10	684.54
RW-67	716.58	07/14/2021	31.46	33.51	2.05	684.57
RW-67	716.58	07/28/2021	32.58	33.24	0.66	683.82
RW-67	716.58	08/26/2021	34.19	35.24	1.05	682.11
RW-67	716.58	09/16/2021	34.94	36.88	1.94	681.12

Table 4
Summary of Recovery Well Gauging Data

Colonial Pipeline Company
2020-L1-SR2448
Huntersville, North Carolina

Well ID	Top Of Casing Elevation[1]	Date	Depth to Free Product (ft btoc)	Depth to Groundwater (ft btoc)	Free Product Thickness (ft)	Groundwater Elevation[2] (ft btoc)
RW-67	716.58	09/23/2021	35.33	37.62	2.29	680.63
RW-67	716.58	10/27/2021	36.35	39.11	2.76	679.49
RW-67	716.58	11/30/2021	39.75	44.72	4.97	675.50
RW-67	716.58	12/28/2021	40.29	44.52	4.23	675.16
RW-67	716.58	01/27/2022	40.67	46.96	6.29	674.22
RW-67	716.58	02/24/2022	41.22	44.49	3.27	674.48
RW-67	716.58	04/01/2022	41.00	43.65	2.65	674.87
RW-67	716.58	04/28/2022	41.65	44.35	2.70	674.20
RW-67	716.58	05/04/2022	ARP	ARP	ARP	ARP
RW-67	716.58	05/25/2022	42.20	44.26	2.06	673.83
RW-68						
RW-68	716.02	06/09/2021	30.20	33.46	3.26	684.95
RW-68	716.02	07/01/2021	30.60	34.10	3.50	684.48
RW-68	716.02	07/14/2021	30.55	35.15	4.60	684.24
RW-68	716.02	07/28/2021	31.04	36.71	5.67	683.46
RW-68	716.02	08/26/2021	31.41	41.56	10.15	681.89
RW-68	716.02	09/16/2021	32.94	42.02	9.08	680.65
RW-68	716.02	09/23/2021	33.57	42.54	8.97	680.05
RW-68	716.02	10/27/2021	36.53	41.36	4.83	678.20
RW-68	716.02	11/30/2021	39.19	44.60	5.41	675.38
RW-68	716.02	12/28/2021	40.18	NW	NW	NW
RW-68	716.02	01/27/2022	40.77	45.10	4.33	674.09
RW-68	716.02	02/24/2022	41.18	45.08	3.90	673.80
RW-68	716.02	04/01/2022	41.08	NW	NW	NW
RW-68	716.02	04/28/2022	42.16	45.19	3.03	673.05
RW-68	716.02	05/04/2022	ARP	ARP	ARP	ARP
RW-68	716.02	05/25/2022	42.87	NW	NW	NW
RW-69						
RW-69	717.51	06/09/2021	30.98	32.39	1.41	686.15
RW-69	717.51	07/01/2021	30.65	35.53	4.88	685.55
RW-69	717.51	07/14/2021	31.29	34.95	3.66	685.24
RW-69	717.51	07/28/2021	32.16	35.67	3.51	684.41
RW-69	717.51	08/26/2021	33.96	36.09	2.13	682.98
RW-69	717.51	09/16/2021	35.21	35.84	0.63	682.13
RW-69	717.51	09/23/2021	35.78	35.83	0.05	681.72
RW-69	717.51	10/27/2021	Dry	Dry	Dry	Dry
RW-69	717.51	11/30/2021	Dry	Dry	Dry	Dry
RW-69	717.51	12/28/2021	Dry	Dry	Dry	Dry
RW-69	717.51	01/27/2022	Dry	Dry	Dry	Dry
RW-69	717.51	02/24/2022	ND	35.83	0.00	681.68
RW-69	717.51	04/01/2022	Dry	Dry	Dry	Dry
RW-69	717.51	04/28/2022	Dry	Dry	Dry	Dry
RW-69	717.51	05/04/2022	Dry	Dry	Dry	Dry
RW-69	717.51	05/25/2022	Dry	Dry	Dry	Dry

Table 4
Summary of Recovery Well Gauging Data

Colonial Pipeline Company
2020-L1-SR2448
Huntersville, North Carolina

Well ID	Top Of Casing Elevation[1]	Date	Depth to Free Product (ft btoc)	Depth to Groundwater (ft btoc)	Free Product Thickness (ft)	Groundwater Elevation[2] (ft btoc)
RW-70						
RW-70	735.43	08/16/2021	42.31	47.40	5.09	691.75
RW-70	735.43	08/26/2021	42.46	47.43	4.97	691.64
RW-70	735.43	08/30/2021	43.08	47.04	3.96	691.29
RW-70	735.43	09/16/2021	44.54	46.42	1.88	690.38
RW-70	735.43	09/23/2021	44.79	46.40	1.61	690.21
RW-70	735.43	10/27/2021	45.20	46.83	1.63	689.79
RW-70	735.43	11/30/2021	46.22	46.97	0.75	689.01
RW-70	735.43	12/28/2021	47.14	47.30	0.16	688.24
RW-70	735.43	01/27/2022	47.40	47.44	0.04	688.02
RW-70	735.43	02/24/2022	ND	47.53	0.00	687.90
RW-70	735.43	04/01/2022	Dry	Dry	Dry	Dry
RW-70	735.43	04/28/2022	Dry	Dry	Dry	Dry
RW-70	735.43	05/04/2022	Dry	Dry	Dry	Dry
RW-70	735.43	05/25/2022	Dry	Dry	Dry	Dry
RW-71						
RW-71	714.52	08/02/2021	33.65	36.48	2.83	680.11
RW-71	714.52	08/16/2021	32.93	33.93	1.00	681.32
RW-71	714.52	08/26/2021	34.61	37.48	2.87	679.14
RW-71	714.52	09/16/2021	35.96	37.68	1.72	678.10
RW-71	714.97	09/23/2021	36.72	37.94	1.22	677.92
RW-71	714.97	10/27/2021	38.35	38.69	0.34	676.53
RW-71	714.97	11/30/2021	ND	41.42	0.00	673.55
RW-71	714.97	12/28/2021	ND	41.86	0.00	673.11
RW-71	714.97	01/27/2022	ND	42.52	0.00	672.45
RW-71	714.97	02/24/2022	ND	42.63	0.00	672.34
RW-71	714.97	04/01/2022	ND	42.34	0.00	672.63
RW-71	714.97	04/28/2022	ND	42.78	0.00	672.19
RW-71	714.97	05/04/2022	ARP	ARP	ARP	ARP
RW-71	714.97	05/25/2022	ND	43.06	0.00	671.91
RW-72						
RW-72	711.57	08/02/2021	31.23	32.55	1.32	679.99
RW-72	711.57	08/16/2021	31.68	33.93	2.25	679.29
RW-72	711.57	08/26/2021	32.78	32.98	0.20	678.74
RW-72	711.57	09/16/2021	33.19	35.43	2.24	677.78
RW-72	711.93	09/23/2021	33.66	36.22	2.56	677.58
RW-72	711.93	10/27/2021	35.63	36.57	0.94	676.05
RW-72	711.93	11/30/2021	38.55	38.58	0.03	673.37
RW-72	711.93	12/28/2021	ND	39.11	0.00	672.82
RW-72	711.93	01/27/2022	ND	39.56	0.00	672.37
RW-72	711.93	02/24/2022	ND	39.75	0.00	672.18
RW-72	711.93	04/01/2022	ND	39.42	0.00	672.51

Table 4
Summary of Recovery Well Gauging Data

Colonial Pipeline Company
2020-L1-SR2448
Huntersville, North Carolina

Well ID	Top Of Casing Elevation[1]	Date	Depth to Free Product (ft btoc)	Depth to Groundwater (ft btoc)	Free Product Thickness (ft)	Groundwater Elevation[2] (ft btoc)
RW-72	711.93	04/28/2022	ND	39.80	0.00	672.13
RW-72	711.93	05/04/2022	ARP	ARP	ARP	ARP
RW-72	711.93	05/25/2022	ND	40.09	0.00	671.84
RW-73						
RW-73	709.82	08/02/2021	29.18	32.85	3.67	679.66
RW-73	709.82	08/26/2021	30.67	33.24	2.57	678.46
RW-73	709.82	09/16/2021	31.44	34.31	2.87	677.61
RW-73	710.22	09/23/2021	32.38	33.91	1.53	677.43
RW-73	710.22	10/27/2021	33.41	37.03	3.62	675.84
RW-73	710.22	11/30/2021	37.15	37.25	0.10	673.04
RW-73	710.22	12/28/2021	ND	37.79	0.00	672.43
RW-73	710.22	01/27/2022	ND	38.73	0.00	671.49
RW-73	710.22	02/24/2022	ND	38.41	0.00	671.81
RW-73	710.22	04/01/2022	ND	38.08	0.00	672.14
RW-73	710.22	04/28/2022	ND	38.49	0.00	671.73
RW-73	710.22	05/04/2022	ARP	ARP	ARP	ARP
RW-73	710.22	05/25/2022	ND	38.75	0.00	671.47
RW-74						
RW-74	707.44	08/26/2021	25.41	34.28	8.87	679.66
RW-74	707.44	09/16/2021	26.04	37.27	11.23	678.39
RW-74	707.80	09/23/2021	26.41	37.97	11.56	678.30
RW-74	707.80	10/27/2021	30.08	35.91	5.83	676.16
RW-74	707.80	11/30/2021	33.22	35.28	2.06	674.03
RW-74	707.80	12/28/2021	34.17	35.45	1.28	673.29
RW-74	707.80	01/27/2022	34.88	35.30	0.42	672.81
RW-74	707.80	02/24/2022	35.00	35.44	0.44	672.68
RW-74	707.80	04/01/2022	34.95	35.27	0.32	672.77
RW-74	707.80	04/28/2022	35.44	36.01	0.57	672.21
RW-74	707.80	05/04/2022	ARP	ARP	ARP	ARP
RW-74	707.80	05/25/2022	35.74	36.26	0.52	671.92
RW-75						
RW-75	708.82	08/16/2021	23.23	28.40	5.17	684.20
RW-75	708.82	08/26/2021	25.05	26.72	1.67	683.32
RW-75	708.82	09/16/2021	26.02	28.64	2.62	682.09
RW-75	708.82	09/23/2021	26.26	29.07	2.81	681.80
RW-75	708.82	10/27/2021	27.47	32.08	4.61	680.11
RW-75	708.82	11/30/2021	29.36	32.90	3.54	678.51
RW-75	708.82	12/28/2021	30.04	33.17	3.13	677.94
RW-75	708.82	01/27/2022	31.42	32.76	1.34	677.04
RW-75	708.82	02/24/2022	32.37	33.00	0.63	676.28
RW-75	708.82	04/01/2022	32.62	33.32	0.70	676.01
RW-75	708.82	04/28/2022	33.13	33.76	0.63	675.52
RW-75	708.82	05/04/2022	ARP	ARP	ARP	ARP
RW-75	708.82	05/25/2022	33.55	34.10	0.55	675.12

Table 4
Summary of Recovery Well Gauging Data

Colonial Pipeline Company
2020-L1-SR2448
Huntersville, North Carolina

Well ID	Top Of Casing Elevation[1]	Date	Depth to Free Product (ft btoc)	Depth to Groundwater (ft btoc)	Free Product Thickness (ft)	Groundwater Elevation[2] (ft btoc)
RW-76						
RW-76	710.89	08/16/2021	22.66	31.72	9.06	685.80
RW-76	710.89	08/26/2021	24.90	30.32	5.42	684.54
RW-76	710.89	09/16/2021	25.79	32.36	6.57	683.34
RW-76	710.89	09/23/2021	26.06	32.53	6.47	683.09
RW-76	710.89	10/27/2021	27.51	34.44	6.93	681.52
RW-76	710.89	11/30/2021	29.41	35.27	5.86	679.91
RW-76	710.89	12/28/2021	30.15	35.93	5.78	679.19
RW-76	710.89	01/27/2022	31.35	36.68	5.33	678.11
RW-76	710.89	02/24/2022	32.37	37.14	4.77	677.24
RW-76	710.89	04/01/2022	32.91	37.35	4.44	676.79
RW-76	710.89	04/28/2022	33.50	37.76	4.26	676.25
RW-76	710.89	05/04/2022	ARP	ARP	ARP	ARP
RW-76	710.89	05/25/2022	34.00	37.93	3.93	675.83
RW-77						
RW-77	739.77	08/16/2021	47.35	54.44	7.09	690.52
RW-77	739.77	08/26/2021	47.60	54.43	6.83	690.34
RW-77	739.77	08/30/2021	47.66	54.83	7.17	690.19
RW-77	739.77	09/16/2021	49.07	52.97	3.90	689.65
RW-77	739.77	09/23/2021	49.32	52.86	3.54	689.50
RW-77	739.77	10/27/2021	50.38	52.95	2.57	688.70
RW-77	739.77	11/30/2021	51.40	53.19	1.79	687.89
RW-77	739.77	12/28/2021	52.33	53.66	1.33	687.08
RW-77	739.77	01/27/2022	52.53	53.94	1.41	686.86
RW-77	739.77	02/24/2022	53.03	55.10	2.07	686.18
RW-77	739.77	04/01/2022	53.69	54.61	0.92	685.83
RW-77	739.77	04/28/2022	53.90	55.18	1.28	685.52
RW-77	739.77	05/04/2022	ARP	ARP	ARP	ARP
RW-77	739.77	05/25/2022	54.22	55.25	1.03	685.27
RW-78						
RW-78	739.00	08/16/2021	ND	49.38	0.00	689.62
RW-78	739.00	08/26/2021	ND	49.49	0.00	689.51
RW-78	739.00	08/30/2021	ND	50.09	0.00	688.91
RW-78	739.00	09/23/2021	ND	50.36	0.00	688.64
RW-78	739.00	10/06/2021	ND	50.58	0.00	688.42
RW-78	739.00	10/12/2021	ND	50.70	0.00	688.30
RW-78	739.00	10/18/2021	ND	50.81	0.00	688.19
RW-78	739.00	10/27/2021	50.87	50.90	0.03	688.12
RW-78	739.00	11/01/2021	51.12	51.17	0.05	687.87
RW-78	739.00	11/15/2021	51.74	51.84	0.10	687.23
RW-78	739.46	11/30/2021	52.04	52.86	0.82	687.20
RW-78	739.46	12/28/2021	53.23	54.02	0.79	686.02
RW-78	739.46	01/27/2022	52.75	56.97	4.22	685.58
RW-78	739.46	02/24/2022	54.36	55.44	1.08	684.81

Table 4
Summary of Recovery Well Gauging Data

Colonial Pipeline Company
2020-L1-SR2448
Huntersville, North Carolina

Well ID	Top Of Casing Elevation[1]	Date	Depth to Free Product (ft btoc)	Depth to Groundwater (ft btoc)	Free Product Thickness (ft)	Groundwater Elevation[2] (ft btoc)
RW-78	739.46	04/01/2022	54.01	58.44	4.43	684.26
RW-78	739.46	04/28/2022	54.81	56.70	1.89	684.14
RW-78	739.46	05/04/2022	ARP	ARP	ARP	ARP
RW-78	739.46	05/25/2022	55.31	57.11	1.80	683.67
RW-79						
RW-79	727.67	08/26/2021	33.33	38.25	4.92	693.02
RW-79	727.67	08/30/2021	33.35	38.28	4.93	693.00
RW-79	727.67	09/16/2021	33.64	34.84	1.20	693.71
RW-79	727.67	09/23/2021	33.94	35.28	1.34	693.37
RW-79	727.67	10/27/2021	34.53	37.43	2.90	692.36
RW-79	727.67	11/30/2021	35.00	37.69	2.69	691.95
RW-79	727.67	12/28/2021	35.64	38.55	2.91	691.25
RW-79	727.67	01/27/2022	36.16	39.01	2.85	690.75
RW-79	727.67	02/24/2022	37.43	38.14	0.71	690.05
RW-79	727.67	04/01/2022	37.62	40.34	2.72	689.32
RW-79	727.67	04/28/2022	38.74	41.05	2.31	688.31
RW-79	727.67	05/04/2022	ARP	ARP	ARP	ARP
RW-79	727.67	05/25/2022	39.28	41.50	2.22	687.80
RW-80						
RW-80	730.09	08/30/2021	35.24	39.15	3.91	693.80
RW-80	730.09	09/16/2021	36.02	39.40	3.38	693.16
RW-80	730.09	09/23/2021	39.38	NW	NW	NW
RW-80	730.09	10/27/2021	37.45	39.26	1.81	692.15
RW-80	730.09	11/30/2021	37.80	39.12	1.32	691.93
RW-80	730.09	12/28/2021	38.38	39.15	0.77	691.50
RW-80	730.09	01/27/2022	38.87	39.10	0.23	691.16
RW-80	730.09	02/24/2022	ND	39.15	0.00	690.94
RW-80	730.09	04/01/2022	ND	39.14	0.00	690.95
RW-80	730.09	04/28/2022	Dry	Dry	Dry	Dry
RW-80	730.09	05/04/2022	Dry	Dry	Dry	Dry
RW-80	730.09	05/25/2022	ND	39.20	0.00	690.89
RW-81						
RW-81	728.83	08/30/2021	35.35	40.86	5.51	692.00
RW-81	728.83	09/16/2021	35.01	38.76	3.75	692.81
RW-81	728.83	09/23/2021	35.23	38.45	3.22	692.74
RW-81	728.83	10/27/2021	36.11	38.95	2.84	691.96
RW-81	728.83	11/30/2021	36.62	39.10	2.48	691.54
RW-81	728.83	12/28/2021	37.27	39.10	1.83	691.07
RW-81	728.83	01/27/2022	37.92	38.66	0.74	690.71
RW-81	728.83	02/24/2022	37.97	39.45	1.48	690.46
RW-81	728.83	04/01/2022	39.03	39.19	0.16	689.76
RW-81	728.83	04/28/2022	39.67	39.69	0.02	689.15
RW-81	728.83	05/04/2022	ARP	ARP	ARP	ARP
RW-81	728.83	05/25/2022	ND	39.94	0.00	688.89

Table 4
Summary of Recovery Well Gauging Data

Colonial Pipeline Company
2020-L1-SR2448
Huntersville, North Carolina

Well ID	Top Of Casing Elevation[1]	Date	Depth to Free Product (ft btoc)	Depth to Groundwater (ft btoc)	Free Product Thickness (ft)	Groundwater Elevation[2] (ft btoc)
RW-82						
RW-82	726.16	09/23/2021	ND	37.84	0.00	688.32
RW-82	726.16	10/06/2021	ND	38.50	0.00	687.66
RW-82	726.16	10/12/2021	ND	38.69	0.00	687.47
RW-82	726.16	10/18/2021	ND	38.75	0.00	687.41
RW-82	726.16	10/27/2021	ND	38.47	0.00	687.69
RW-82	726.16	11/01/2021	ND	38.67	0.00	687.49
RW-82	726.16	11/15/2021	ND	39.81	0.00	686.35
RW-82	726.16	11/22/2021	ND	38.90	0.00	687.26
RW-82	726.16	11/30/2021	ND	39.10	0.00	687.06
RW-82	726.16	12/06/2021	ND	39.09	0.00	687.07
RW-82	726.16	12/13/2021	ND	39.25	0.00	686.91
RW-82	726.16	12/20/2021	ND	39.50	0.00	686.66
RW-82	726.16	12/28/2021	ND	39.55	0.00	686.61
RW-82	726.16	01/04/2022	ND	40.02	0.00	686.14
RW-82	726.16	01/10/2022	ND	40.19	0.00	685.97
RW-82	726.16	01/27/2022	ND	40.29	0.00	685.87
RW-82	726.16	01/31/2022	ND	40.46	0.00	685.70
RW-82	726.16	02/09/2022	ND	40.68	0.00	685.48
RW-82	726.16	02/14/2022	ND	40.93	0.00	685.23
RW-82	726.16	02/24/2022	ND	41.11	0.00	685.05
RW-82	726.16	02/28/2022	ND	41.24	0.00	684.92
RW-82	726.16	03/07/2022	ND	41.39	0.00	684.77
RW-82	726.16	03/14/2022	ND	41.59	0.00	684.57
RW-82	726.16	03/22/2022	ND	41.60	0.00	684.56
RW-82	726.16	04/01/2022	ND	41.80	0.00	684.36
RW-82	726.16	04/11/2022	ND	42.16	0.00	684.00
RW-82	726.16	04/19/2022	ND	42.20	0.00	683.96
RW-82	726.16	04/28/2022	ND	42.35	0.00	683.81
RW-82	726.16	05/04/2022	ND	42.38	0.00	683.78
RW-82	726.16	05/11/2022	ND	42.53	0.00	683.63
RW-82	726.16	05/18/2022	ND	42.65	0.00	683.51
RW-82	726.16	05/25/2022	ND	42.60	0.00	683.56
RW-82	726.16	06/01/2022	ND	42.65	0.00	683.51
RW-82	726.16	06/08/2022	ND	42.77	0.00	683.39
RW-82	726.16	06/13/2022	ND	42.72	0.00	683.44
RW-83						
RW-83	713.05	09/16/2021	ND	34.75	0.00	678.30
RW-83	713.05	09/23/2021	35.29	35.34	0.05	677.75
RW-83	713.05	10/06/2021	ARP	ARP	ARP	ARP
RW-83	713.05	10/27/2021	ND	37.02	0.00	676.03
RW-83	713.40	11/30/2021	ND	39.88	0.00	673.52
RW-83	713.40	12/28/2021	ND	40.38	0.00	673.02
RW-83	713.40	01/27/2022	ND	42.92	0.00	670.48

Table 4
Summary of Recovery Well Gauging Data

Colonial Pipeline Company
2020-L1-SR2448
Huntersville, North Carolina

Well ID	Top Of Casing Elevation[1]	Date	Depth to Free Product (ft btoc)	Depth to Groundwater (ft btoc)	Free Product Thickness (ft)	Groundwater Elevation[2] (ft btoc)
RW-83	713.40	02/24/2022	ND	41.06	0.00	672.34
RW-83	713.40	04/01/2022	ND	40.75	0.00	672.65
RW-83	713.40	04/28/2022	ND	41.16	0.00	672.24
RW-83	713.40	05/04/2022	ARP	ARP	ARP	ARP
RW-83	713.40	05/25/2022	ND	41.49	0.00	671.91
RW-84						
RW-84	711.47	10/27/2021	32.32	44.02	11.70	676.02
RW-84	711.47	11/30/2021	36.11	42.04	5.93	673.77
RW-84	711.47	12/28/2021	36.95	42.45	5.50	673.05
RW-84	711.47	01/27/2022	37.68	42.25	4.57	672.57
RW-84	711.47	02/24/2022	38.08	41.37	3.29	672.51
RW-84	711.47	04/01/2022	38.17	40.90	2.73	672.57
RW-84	711.47	04/28/2022	38.93	40.87	1.94	672.02
RW-84	711.47	05/04/2022	ARP	ARP	ARP	ARP
RW-84	711.47	05/25/2022	39.40	41.06	1.66	671.63
RW-85						
RW-85	713.08	10/18/2021	29.83	40.68	10.85	680.34
RW-85	713.08	10/27/2021	29.78	37.38	7.60	681.26
RW-85	713.08	11/01/2021	30.09	37.62	7.53	680.97
RW-85	712.10	11/30/2021	32.24	33.73	1.49	679.46
RW-85	712.10	12/28/2021	32.96	34.66	1.70	678.68
RW-85	712.10	01/27/2022	34.00	35.90	1.90	677.59
RW-85	712.10	02/24/2022	34.81	36.60	1.79	676.81
RW-85	712.10	04/01/2022	35.18	37.09	1.91	676.41
RW-85	712.10	04/28/2022	35.84	37.39	1.55	675.84
RW-85	712.10	05/04/2022	ARP	ARP	ARP	ARP
RW-85	712.10	05/25/2022	35.84	37.39	1.55	675.84
RW-86						
RW-86	705.46	10/18/2021	26.60	30.29	3.69	677.88
RW-86	705.46	10/27/2021	25.00	33.54	8.54	678.18
RW-86	705.46	11/01/2021	25.29	33.91	8.62	677.87
RW-86	705.90	11/30/2021	28.92	30.32	1.40	676.60
RW-86	705.90	12/28/2021	29.28	30.65	1.37	676.25
RW-86	705.90	01/27/2022	29.54	30.74	1.20	676.04
RW-86	705.90	02/24/2022	29.82	31.19	1.37	675.71
RW-86	705.90	04/01/2022	29.97	31.37	1.40	675.55
RW-86	705.90	04/28/2022	30.38	31.50	1.12	675.22
RW-86	705.90	05/04/2022	ARP	ARP	ARP	ARP
RW-86	705.90	05/25/2022	30.93	31.91	0.98	674.70
RW-87						
RW-87	710.28	10/18/2021	30.20	46.71	16.51	675.66
RW-87	710.28	10/27/2021	29.46	42.98	13.52	677.20
RW-87	710.28	11/01/2021	30.25	43.21	12.96	676.56
RW-87	711.10	11/30/2021	34.47	40.71	6.24	674.96

Table 4
Summary of Recovery Well Gauging Data

Colonial Pipeline Company
2020-L1-SR2448
Huntersville, North Carolina

Well ID	Top Of Casing Elevation[1]	Date	Depth to Free Product (ft btoc)	Depth to Groundwater (ft btoc)	Free Product Thickness (ft)	Groundwater Elevation[2] (ft btoc)
RW-87	711.10	12/28/2021	35.33	41.29	5.96	674.18
RW-87	711.10	01/27/2022	36.55	40.63	4.08	673.46
RW-87	711.10	02/24/2022	37.06	40.31	3.25	673.17
RW-87	711.10	04/01/2022	37.04	40.43	3.39	673.15
RW-87	711.10	04/28/2022	37.80	40.44	2.64	672.59
RW-87	711.10	05/04/2022	ARP	ARP	ARP	ARP
RW-87	711.10	05/25/2022	38.15	40.12	1.97	672.42
RW-88						
RW-88	713.53	10/27/2021	31.77	37.10	5.33	680.34
RW-88	713.53	11/01/2021	32.29	37.06	4.77	679.97
RW-88	713.82	11/30/2021	35.05	38.57	3.52	677.83
RW-88	713.82	12/28/2021	36.12	38.53	2.41	677.05
RW-88	713.82	01/27/2022	37.40	38.56	1.16	676.11
RW-88	713.82	02/24/2022	38.08	38.53	0.45	675.62
RW-88	713.82	04/01/2022	38.44	38.62	0.18	675.33
RW-88	713.82	04/28/2022	ND	38.59	0.00	675.23
RW-88	713.82	05/04/2022	Dry	Dry	Dry	Dry
RW-88	713.82	05/25/2022	Dry	Dry	Dry	Dry
RW-89						
RW-89	716.12	10/27/2021	32.11	38.57	6.46	682.28
RW-89	716.12	11/01/2021	32.16	39.39	7.23	682.03
RW-89	716.12	11/30/2021	34.87	39.09	4.22	680.12
RW-89	716.12	12/28/2021	36.17	39.81	3.64	678.98
RW-89	716.12	01/27/2022	38.00	40.10	2.10	677.56
RW-89	716.12	02/24/2022	39.11	40.46	1.35	676.65
RW-89	716.12	04/01/2022	39.10	41.06	1.96	676.50
RW-89	716.12	04/28/2022	39.68	41.61	1.93	675.92
RW-89	716.12	05/04/2022	ARP	ARP	ARP	ARP
RW-89	716.12	05/25/2022	40.18	41.70	1.52	675.53
RW-90						
RW-90	713.70	10/27/2021	29.12	38.55	9.43	682.06
RW-90	713.70	11/01/2021	29.36	38.82	9.46	681.81
RW-90	714.17	11/30/2021	31.96	38.15	6.19	680.55
RW-90	714.17	12/28/2021	32.89	38.70	5.81	679.73
RW-90	714.17	01/27/2022	34.37	39.12	4.75	678.53
RW-90	714.17	02/24/2022	35.49	39.61	4.12	677.58
RW-90	714.17	04/01/2022	36.15	39.65	3.50	677.08
RW-90	714.17	04/28/2022	36.78	40.15	3.37	676.49
RW-90	714.17	05/04/2022	ARP	ARP	ARP	ARP
RW-90	714.17	05/25/2022	37.37	40.09	2.72	676.07
RW-91						
RW-91	715.54	10/27/2021	28.78	38.74	9.96	684.09
RW-91	715.54	11/01/2021	28.94	39.11	10.17	683.88
RW-91	715.54	11/30/2021	31.60	38.46	6.86	682.10

Table 4
Summary of Recovery Well Gauging Data

Colonial Pipeline Company
2020-L1-SR2448
Huntersville, North Carolina

Well ID	Top Of Casing Elevation[1]	Date	Depth to Free Product (ft btoc)	Depth to Groundwater (ft btoc)	Free Product Thickness (ft)	Groundwater Elevation[2] (ft btoc)
RW-91	715.54	12/28/2021	32.53	38.95	6.42	681.29
RW-91	715.54	01/27/2022	34.15	39.10	4.95	680.07
RW-91	715.54	02/24/2022	35.98	39.07	3.09	678.73
RW-91	715.54	04/01/2022	37.08	38.17	1.09	678.17
RW-91	715.54	04/28/2022	37.80	38.78	0.98	677.48
RW-91	715.54	05/04/2022	ARP	ARP	ARP	ARP
RW-91	715.54	05/25/2022	38.30	38.99	0.69	677.06
RW-92						
RW-92	708.81	10/27/2021	ND	34.84	0.00	673.97
RW-92	708.81	11/01/2021	34.52	37.48	2.96	673.50
RW-92	708.81	11/30/2021	35.00	35.70	0.70	673.62
RW-92	708.81	12/28/2021	35.69	36.43	0.74	672.92
RW-92	708.81	01/27/2022	36.19	36.64	0.45	672.50
RW-92	708.81	02/24/2022	36.17	36.93	0.76	672.44
RW-92	708.81	04/01/2022	35.99	36.61	0.62	672.65
RW-92	708.81	04/28/2022	36.43	36.85	0.42	672.27
RW-92	708.81	05/04/2022	ARP	ARP	ARP	ARP
RW-92	708.81	05/25/2022	36.62	37.45	0.83	671.97
RW-93						
RW-93	711.48	11/22/2021	34.05	39.11	5.06	676.08
RW-93	711.48	11/30/2021	38.36	38.56	0.20	673.07
RW-93	711.48	12/28/2021	38.98	38.99	0.01	672.50
RW-93	711.48	01/27/2022	ND	39.35	0.00	672.13
RW-93	711.48	02/24/2022	ND	39.56	0.00	671.92
RW-93	711.48	04/01/2022	ND	39.25	0.00	672.23
RW-93	711.48	04/28/2022	ND	39.85	0.00	671.63
RW-93	711.48	05/04/2022	ARP	ARP	ARP	ARP
RW-93	711.48	05/25/2022	ND	39.92	0.00	671.56
RW-94						
RW-94	716.88	11/30/2021	ND	42.56	0.00	674.32
RW-94	716.88	12/06/2021	44.80	45.02	0.22	672.02
RW-94	716.88	12/13/2021	44.90	45.21	0.31	671.90
RW-94	716.88	12/20/2021	45.20	45.63	0.43	671.56
RW-94	716.88	12/28/2021	ND	43.00	0.00	673.88
RW-94	716.88	01/04/2022	45.21	45.45	0.24	671.61
RW-94	716.88	01/27/2022	44.10	44.64	0.54	672.64
RW-94	717.38	02/24/2022	44.21	44.93	0.72	672.98
RW-94	717.38	04/01/2022	43.96	44.53	0.57	673.27
RW-94	717.38	04/28/2022	44.52	45.19	0.67	672.68
RW-94	717.38	05/04/2022	ARP	ARP	ARP	ARP
RW-94	717.38	05/25/2022	44.77	45.48	0.71	672.42

Table 4
Summary of Recovery Well Gauging Data

Colonial Pipeline Company
2020-L1-SR2448
Huntersville, North Carolina

Well ID	Top Of Casing Elevation[1]	Date	Depth to Free Product (ft btoc)	Depth to Groundwater (ft btoc)	Free Product Thickness (ft)	Groundwater Elevation[2] (ft btoc)
RW-95						
RW-95	723.61	11/30/2021	42.74	42.92	0.18	680.82
RW-95	723.61	12/06/2021	43.26	44.32	1.06	680.07
RW-95	723.61	12/13/2021	43.42	44.93	1.51	679.79
RW-95	723.61	12/20/2021	43.40	46.04	2.64	679.50
RW-95	723.61	12/28/2021	42.67	45.71	3.04	680.13
RW-95	723.61	01/04/2022	43.50	47.26	3.76	679.10
RW-95	723.61	01/27/2022	44.40	44.63	0.23	679.15
RW-95	723.83	02/24/2022	45.01	45.17	0.16	678.78
RW-95	723.83	04/01/2022	45.04	45.33	0.29	678.71
RW-95	723.83	04/28/2022	45.47	45.82	0.35	678.27
RW-95	723.83	05/04/2022	ARP	ARP	ARP	ARP
RW-95	723.83	05/25/2022	45.64	46.28	0.64	678.02
RW-96						
RW-96	723.09	11/13/2021	46.84	47.86	1.02	675.98
RW-96	723.09	12/06/2021	45.43	45.56	0.13	677.63
RW-96	723.09	12/20/2021	47.25	47.30	0.05	675.83
RW-96	723.09	12/28/2021	45.67	45.70	0.03	677.41
RW-96	723.09	01/04/2022	47.61	47.63	0.02	675.47
RW-96	723.09	01/10/2022	46.00	46.09	0.09	677.07
RW-96	723.09	01/27/2022	45.32	45.89	0.57	677.62
RW-96	722.24	01/31/2022	44.46	45.37	0.91	677.54
RW-96	722.24	02/09/2022	44.54	45.76	1.22	677.37
RW-96	722.24	02/14/2022	45.81	47.02	1.21	676.11
RW-96	722.24	02/24/2022	45.67	46.55	0.88	676.33
RW-96	722.24	04/01/2022	45.73	46.04	0.31	676.43
RW-96	722.24	04/28/2022	46.08	47.06	0.98	675.90
RW-96	722.24	05/04/2022	ARP	ARP	ARP	ARP
RW-96	722.24	05/25/2022	46.32	47.42	1.10	675.63
RW-97						
RW-97	728.51	12/13/2021	44.78	50.00	5.22	682.33
RW-97	728.51	12/06/2021	44.71	49.19	4.48	682.60
RW-97	728.51	12/20/2021	44.81	50.49	5.68	682.18
RW-97	728.51	12/28/2021	44.62	46.87	2.25	683.29
RW-97	728.51	01/27/2022	45.43	47.75	2.32	682.46
RW-97	728.51	02/24/2022	46.46	47.86	1.40	681.68
RW-97	728.51	04/01/2022	46.87	47.73	0.86	681.41
RW-97	728.51	04/28/2022	47.22	48.02	0.80	681.08
RW-97	728.51	05/04/2022	ARP	ARP	ARP	ARP
RW-97	728.51	05/25/2022	47.65	48.28	0.63	680.69
RW-98						
RW-98	724.82	12/13/2021	43.99	47.82	3.83	679.81
RW-98	724.82	12/20/2021	44.39	47.53	3.14	679.59
RW-98	724.82	12/28/2021	44.40	45.43	1.03	680.14

Table 4
Summary of Recovery Well Gauging Data

Colonial Pipeline Company
2020-L1-SR2448
Huntersville, North Carolina

Well ID	Top Of Casing Elevation[1]	Date	Depth to Free Product (ft btoc)	Depth to Groundwater (ft btoc)	Free Product Thickness (ft)	Groundwater Elevation[2] (ft btoc)
RW-98	724.82	01/27/2022	45.59	46.73	1.14	678.92
RW-98	724.82	02/24/2022	46.24	47.29	1.05	678.30
RW-98	724.82	04/01/2022	46.84	47.10	0.26	677.91
RW-98	724.82	04/28/2022	47.69	48.07	0.38	677.03
RW-98	724.82	05/04/2022	ARP	ARP	ARP	ARP
RW-98	724.82	05/25/2022	48.22	48.45	0.23	676.54
RW-99						
RW-99	731.55	12/13/2021	48.51	48.89	0.38	682.94
RW-99	731.55	12/20/2021	45.25	45.63	0.38	686.20
RW-99	731.55	12/28/2021	45.35	45.73	0.38	686.10
RW-99	731.55	01/04/2022	45.65	45.98	0.33	685.81
RW-99	731.55	01/10/2022	46.04	46.38	0.34	685.42
RW-99	731.55	01/27/2022	46.24	46.60	0.36	685.21
RW-99	731.55	02/24/2022	46.60	46.65	0.05	684.94
RW-99	731.55	04/01/2022	Dry	Dry	Dry	Dry
RW-99	731.55	04/28/2022	47.43	NW	NW	NW
RW-99	731.55	05/04/2022	Dry	Dry	Dry	Dry
RW-99	731.55	05/25/2022	46.59	NW	NW	NW
RW-100						
RW-100	719.14	12/13/2021	31.15	45.18	14.03	684.24
RW-100	719.14	12/20/2021	31.45	45.15	13.70	684.02
RW-100	719.14	12/28/2021	33.51	41.96	8.45	683.37
RW-100	719.14	01/27/2022	36.96	40.88	3.92	681.13
RW-100	719.14	02/24/2022	37.96	41.66	3.70	680.19
RW-100	719.14	04/01/2022	37.77	41.12	3.35	680.47
RW-100	719.14	04/28/2022	38.42	42.70	4.28	679.57
RW-100	719.14	05/04/2022	ARP	ARP	ARP	ARP
RW-100	719.14	05/25/2022	39.40	43.56	4.16	678.63
RW-101						
RW-101	716.95	12/20/2021	32.90	41.34	8.44	681.79
RW-101	716.95	12/28/2021	32.87	40.46	7.59	682.05
RW-101	716.95	01/04/2022	34.60	41.57	6.97	680.48
RW-101	716.95	01/27/2022	35.31	40.45	5.14	680.26
RW-101	717.39	02/24/2022	36.97	40.75	3.78	679.41
RW-101	717.39	04/01/2022	38.00	40.55	2.55	678.71
RW-101	717.39	04/28/2022	38.82	41.04	2.22	677.98
RW-101	717.39	05/04/2022	ARP	ARP	ARP	ARP
RW-101	717.39	05/25/2022	39.49	41.06	1.57	677.48
RW-102						
RW-102	717.77	12/20/2021	33.73	42.16	8.43	681.78
RW-102	717.77	12/28/2021	33.92	41.17	7.25	681.91
RW-102	717.77	01/27/2022	35.84	41.05	5.21	680.54
RW-102	717.77	02/24/2022	37.33	41.02	3.69	679.45
RW-102	717.77	04/01/2022	38.35	41.53	3.18	678.57

Table 4
Summary of Recovery Well Gauging Data

Colonial Pipeline Company
2020-L1-SR2448
Huntersville, North Carolina

Well ID	Top Of Casing Elevation[1]	Date	Depth to Free Product (ft btoc)	Depth to Groundwater (ft btoc)	Free Product Thickness (ft)	Groundwater Elevation[2] (ft btoc)
RW-102	717.77	04/28/2022	39.23	41.90	2.67	677.83
RW-102	717.77	05/04/2022	ARP	ARP	ARP	ARP
RW-102	717.77	05/25/2022	39.72	42.04	2.32	677.43
RW-103						
RW-103	731.95	12/20/2021	46.30	47.05	0.75	685.45
RW-103	731.95	12/28/2021	46.22	47.53	1.31	685.38
RW-103	731.95	01/04/2022	46.49	48.30	1.81	684.98
RW-103	731.95	01/10/2022	46.87	48.52	1.65	684.64
RW-103	731.95	01/27/2022	47.34	49.00	1.66	684.17
RW-103	732.35	02/24/2022	48.49	49.86	1.37	683.49
RW-103	732.35	04/01/2022	48.76	50.04	1.28	683.25
RW-103	732.35	04/28/2022	48.98	50.55	1.57	682.95
RW-103	732.35	05/04/2022	ARP	ARP	ARP	ARP
RW-103	732.35	05/25/2022	49.87	50.52	0.65	682.31
RW-104						
RW-104	715.94	12/28/2021	32.10	39.70	7.60	681.81
RW-104	715.94	01/04/2022	31.69	39.11	7.42	682.26
RW-104	715.94	01/27/2022	32.72	36.81	4.09	682.13
RW-104	714.44	02/24/2022	34.53	36.66	2.13	679.34
RW-104	714.44	04/01/2022	35.83	37.93	2.10	678.05
RW-104	714.44	04/28/2022	35.95	38.21	2.26	677.89
RW-104	714.44	05/04/2022	ARP	ARP	ARP	ARP
RW-104	714.44	05/25/2022	36.12	39.48	3.36	677.42
RW-105						
RW-105	717.97	12/28/2021	34.02	38.12	4.10	682.85
RW-105	717.97	01/04/2022	34.35	40.31	5.96	682.03
RW-105	717.97	01/27/2022	36.20	37.68	1.48	681.37
RW-105	717.97	02/24/2022	37.67	38.35	0.68	680.12
RW-105	717.97	04/01/2022	38.34	39.25	0.91	679.39
RW-105	717.97	04/28/2022	39.08	39.92	0.84	678.67
RW-105	717.97	05/04/2022	ARP	ARP	ARP	ARP
RW-105	717.97	05/25/2022	39.59	40.15	0.56	678.23
RW-106						
RW-106	720.74	01/27/2022	Dry	Dry	Dry	Dry
RW-106	720.74	01/31/2022	30.34	31.34	1.00	690.13
RW-106	720.74	02/09/2022	31.11	31.44	0.33	689.54
RW-106	720.74	02/14/2022	ND	31.22	0.00	689.52
RW-106	720.74	02/24/2022	ND	31.15	0.00	689.59
RW-106	720.74	02/28/2022	ND	31.09	0.00	689.65
RW-106	720.74	03/07/2022	31.14	31.15	0.01	689.60
RW-106	720.74	03/14/2022	ND	31.17	0.00	689.57
RW-106	720.74	03/22/2022	ND	31.19	0.00	689.55
RW-106	720.74	04/01/2022	ND	31.07	0.00	689.67
RW-106	720.74	04/11/2022	ND	31.14	0.00	689.60

Table 4
Summary of Recovery Well Gauging Data

Colonial Pipeline Company
2020-L1-SR2448
Huntersville, North Carolina

Well ID	Top Of Casing Elevation[1]	Date	Depth to Free Product (ft btoc)	Depth to Groundwater (ft btoc)	Free Product Thickness (ft)	Groundwater Elevation[2] (ft btoc)
RW-106	720.74	04/19/2022	ND	31.08	0.00	689.66
RW-106	720.74	04/28/2022	Dry	Dry	Dry	Dry
RW-106	720.74	05/04/2022	Dry	Dry	Dry	Dry
RW-106	720.74	05/11/2022	Dry	Dry	Dry	Dry
RW-106	720.74	05/18/2022	Dry	Dry	Dry	Dry
RW-106	720.74	05/25/2022	Dry	Dry	Dry	Dry
RW-106	720.74	06/01/2022	ND	31.10	0.00	689.64
RW-106	720.74	06/08/2022	ND	31.10	0.00	689.64
RW-106	720.74	06/13/2022	ND	31.10	0.00	689.64
RW-107						
RW-107	722.18	01/27/2022	Dry	Dry	Dry	Dry
RW-107	722.18	01/31/2022	Dry	Dry	Dry	Dry
RW-107	722.18	02/09/2022	ND	27.43	0.00	694.75
RW-107	722.18	02/14/2022	ND	27.44	0.00	694.74
RW-107	722.18	02/24/2022	Dry	Dry	Dry	Dry
RW-107	722.18	02/28/2022	Dry	Dry	Dry	Dry
RW-107	722.18	03/07/2022	Dry	Dry	Dry	Dry
RW-107	722.18	03/14/2022	ND	27.36	0.00	694.82
RW-107	722.18	03/22/2022	ND	27.40	0.00	694.78
RW-107	722.18	04/01/2022	Dry	Dry	Dry	Dry
RW-107	722.18	04/11/2022	Dry	Dry	Dry	Dry
RW-107	722.18	04/19/2022	ND	27.26	0.00	694.92
RW-107	722.18	04/28/2022	Dry	Dry	Dry	Dry
RW-107	722.18	05/04/2022	Dry	Dry	Dry	Dry
RW-107	722.18	05/11/2022	Dry	Dry	Dry	Dry
RW-107	722.18	05/18/2022	Dry	Dry	Dry	Dry
RW-107	722.18	05/25/2022	Dry	Dry	Dry	Dry
RW-107	722.18	06/01/2022	Dry	Dry	Dry	Dry
RW-107	722.18	06/08/2022	ND	27.77	0.00	694.41
RW-107	722.18	06/13/2022	ND	27.76	0.00	694.42
RW-108						
RW-108	722.19	01/27/2022	40.60	42.02	1.42	681.21
RW-108	722.19	01/31/2022	40.71	43.13	2.42	680.83
RW-108	722.19	02/09/2022	40.67	44.33	3.66	680.54
RW-108	721.54	02/14/2022	39.38	43.85	4.47	680.96
RW-108	721.54	02/24/2022	40.37	44.74	4.37	680.00
RW-108	721.54	04/01/2022	41.89	43.52	1.63	679.21
RW-108	721.54	04/28/2022	42.48	44.73	2.25	678.46
RW-108	721.54	05/04/2022	ARP	ARP	ARP	ARP
RW-108	721.54	05/25/2022	43.10	44.75	1.65	678.00
RW-109						
RW-109	715.96	01/27/2022	33.75	38.04	4.29	681.06
RW-109	715.96	01/31/2022	34.28	39.00	4.72	680.42
RW-109	715.96	02/09/2022	34.47	39.78	5.31	680.07

Table 4
Summary of Recovery Well Gauging Data

Colonial Pipeline Company
2020-L1-SR2448
Huntersville, North Carolina

Well ID	Top Of Casing Elevation[1]	Date	Depth to Free Product (ft btoc)	Depth to Groundwater (ft btoc)	Free Product Thickness (ft)	Groundwater Elevation[2] (ft btoc)
RW-109	716.96	02/14/2022	35.90	40.04	4.14	679.95
RW-109	716.96	02/24/2022	37.07	37.26	0.19	679.84
RW-109	716.96	04/01/2022	37.73	38.13	0.40	679.12
RW-109	716.96	04/28/2022	38.30	39.28	0.98	678.40
RW-109	716.96	05/04/2022	ARP	ARP	ARP	ARP
RW-109	716.96	05/25/2022	38.73	39.72	0.99	677.97
RW-110						
RW-110	709.91	01/27/2022	ND	32.71	0.00	677.20
RW-110	709.91	01/31/2022	32.64	37.50	4.86	675.97
RW-110	709.91	02/09/2022	32.81	33.07	0.26	677.03
RW-110	709.76	02/14/2022	32.98	33.52	0.54	676.64
RW-110	709.76	02/24/2022	33.53	34.21	0.68	676.05
RW-110	709.76	04/01/2022	34.37	34.38	0.01	675.39
RW-110	709.76	04/28/2022	34.71	34.92	0.21	674.99
RW-110	709.76	05/04/2022	ARP	ARP	ARP	ARP
RW-110	709.76	05/25/2022	35.06	35.40	0.34	674.61
RW-111						
RW-111	729.91	01/31/2022	39.34	39.76	0.42	690.46
RW-111	729.91	02/09/2022	39.31	40.30	0.99	690.34
RW-111	729.91	02/14/2022	39.35	40.66	1.31	690.21
RW-111	729.91	02/24/2022	39.02	43.42	4.40	689.71
RW-111	729.91	04/01/2022	40.95	42.53	1.58	688.54
RW-111	729.91	04/28/2022	41.40	44.12	2.72	687.78
RW-111	729.91	05/04/2022	ARP	ARP	ARP	ARP
RW-111	729.91	05/25/2022	41.80	44.52	2.72	687.38
RW-112						
RW-112	740.74	02/09/2022	53.60	59.08	5.48	685.67
RW-112	740.74	02/14/2022	53.27	59.95	6.68	685.68
RW-112	740.74	02/24/2022	55.57	56.43	0.86	684.94
RW-112	740.74	04/01/2022	55.24	55.90	0.66	685.32
RW-112	740.74	04/28/2022	55.61	56.20	0.59	684.97
RW-112	740.74	05/04/2022	ARP	ARP	ARP	ARP
RW-112	740.74	05/25/2022	55.54	56.60	1.06	684.92
RW-113						
RW-113	732.87	02/24/2022	Dry	Dry	Dry	Dry
RW-113	732.87	03/07/2022	ND	40.39	0.00	692.48
RW-113	732.87	03/14/2022	Dry	Dry	Dry	Dry
RW-113	732.87	03/22/2022	Dry	Dry	Dry	Dry
RW-113	732.87	04/01/2022	Dry	Dry	Dry	Dry
RW-113	732.87	04/11/2022	Dry	Dry	Dry	Dry
RW-113	732.87	04/19/2022	Dry	Dry	Dry	Dry
RW-113	732.87	04/28/2022	Dry	Dry	Dry	Dry
RW-113	732.87	05/04/2022	Dry	Dry	Dry	Dry
RW-113	732.87	05/11/2022	Dry	Dry	Dry	Dry

Table 4
Summary of Recovery Well Gauging Data

Colonial Pipeline Company
2020-L1-SR2448
Huntersville, North Carolina

Well ID	Top Of Casing Elevation[1]	Date	Depth to Free Product (ft btoc)	Depth to Groundwater (ft btoc)	Free Product Thickness (ft)	Groundwater Elevation[2] (ft btoc)
RW-113	732.87	05/18/2022	Dry	Dry	Dry	Dry
RW-113	732.87	05/25/2022	Dry	Dry	Dry	Dry
RW-113	732.87	06/01/2022	Dry	Dry	Dry	Dry
RW-113	732.87	06/08/2022	Dry	Dry	Dry	Dry
RW-113	732.87	06/13/2022	Dry	Dry	Dry	Dry
RW-114						
RW-114	737.93	02/24/2022	48.38	NW	NW	NW
RW-114	737.93	02/28/2022	48.67	50.50	1.83	688.77
RW-114	737.93	03/07/2022	46.25	47.87	1.62	691.25
RW-114	737.93	03/14/2022	46.39	47.87	1.48	691.14
RW-114	737.93	03/22/2022	46.71	NW	NW	NW
RW-114	737.93	04/01/2022	46.30	NW	NW	NW
RW-114	737.93	04/11/2022	46.32	NW	NW	NW
RW-114	732.45	04/28/2022	NM	NM	NM	NM
RW-114	732.45	05/04/2022	ARP	ARP	ARP	ARP
RW-114	732.45	05/25/2022	Dry	Dry	Dry	Dry
RW-115						
RW-115	727.62	02/28/2022	ND	34.16	0.00	693.46
RW-115	727.62	03/07/2022	ND	34.16	0.00	693.46
RW-115	727.62	03/14/2022	ND	51.25	0.00	676.37
RW-115	727.62	03/22/2022	ND	51.40	0.00	676.22
RW-115	724.31	04/01/2022	34.32	34.35	0.03	689.98
RW-115	724.31	04/11/2022	ND	32.98	0.00	691.33
RW-115	724.31	04/28/2022	ND	33.21	0.00	691.10
RW-115	724.31	05/04/2022	ARP	ARP	ARP	ARP
RW-115	724.31	05/25/2022	ND	33.32	0.00	690.99
RW-116						
RW-116	734.76	03/07/2022	ND	51.55	0.00	683.21
RW-116	734.76	03/22/2022	ND	51.64	0.00	683.12
RW-116	734.76	04/01/2022	ND	50.12	0.00	684.64
RW-116	734.76	04/11/2022	Dry	Dry	Dry	Dry
RW-116	734.76	04/19/2022	ND	50.88	0.00	683.88
RW-116	734.76	04/28/2022	47.82	48.40	0.58	686.78
RW-116	734.76	05/04/2022	ARP	ARP	ARP	ARP
RW-116	734.76	05/25/2022	ND	48.13	0.00	686.63
RW-117						
RW-117	724.96	04/01/2022	Dry	Dry	Dry	Dry
RW-117	724.96	04/11/2022	Dry	Dry	Dry	Dry
RW-117	724.96	04/19/2022	ND	26.27	0.00	698.69
RW-117	724.96	04/28/2022	Dry	Dry	Dry	Dry
RW-117	724.96	05/04/2022	Dry	Dry	Dry	Dry
RW-117	724.96	05/11/2022	29.29	29.33	0.04	695.66

Table 4
Summary of Recovery Well Gauging Data

Colonial Pipeline Company
2020-L1-SR2448
Huntersville, North Carolina

Well ID	Top Of Casing Elevation[1]	Date	Depth to Free Product (ft btoc)	Depth to Groundwater (ft btoc)	Free Product Thickness (ft)	Groundwater Elevation[2] (ft btoc)
RW-117	724.96	05/18/2022	28.81	28.91	0.10	696.12
RW-117	724.96	05/25/2022	30.42	30.46	0.04	694.53
RW-117	724.96	06/01/2022	28.64	29.09	0.45	696.20
RW-118						
RW-118	725.85	04/01/2022	Dry	Dry	Dry	Dry
RW-118	725.85	04/11/2022	Dry	Dry	Dry	Dry
RW-118	725.85	04/19/2022	Dry	Dry	Dry	Dry
RW-118	725.85	04/28/2022	Dry	Dry	Dry	Dry
RW-118	725.85	05/04/2022	Dry	Dry	Dry	Dry
RW-118	725.85	05/11/2022	ND	32.04	0.00	693.81
RW-118	725.85	05/18/2022	ND	32.72	0.00	693.13
RW-118	725.85	05/25/2022	ND	32.55	0.00	693.30
RW-118	725.85	06/01/2022	ND	31.86	0.00	693.99
RW-118	725.85	06/08/2022	ND	31.60	0.00	694.25
RW-118	725.85	06/13/2022	Dry	Dry	Dry	Dry
RW-119						
RW-119	725.73	04/01/2022	Dry	Dry	Dry	Dry
RW-119	725.73	04/11/2022	Dry	Dry	Dry	Dry
RW-119	725.73	04/19/2022	Dry	Dry	Dry	Dry
RW-119	725.73	04/28/2022	Dry	Dry	Dry	Dry
RW-119	725.73	05/04/2022	Dry	Dry	Dry	Dry
RW-119	725.73	05/11/2022	ND	26.29	0.00	699.44
RW-119	725.73	05/18/2022	ND	25.87	0.00	699.86
RW-119	725.73	05/25/2022	Dry	Dry	Dry	Dry
RW-119	725.73	06/01/2022	ND	25.87	0.00	699.86
RW-119	725.73	06/08/2022	ND	25.77	0.00	699.96
RW-119	725.73	06/13/2022	Dry	Dry	Dry	Dry
Hydraulic Control Wells						
HCW-01						
HCW-01	742.48	01/19/2021	ND	50.90	0.00	691.58
HCW-01	742.48	01/25/2021	ND	50.86	0.00	691.62
HCW-01	742.48	02/01/2021	50.14	52.59	2.45	691.69
HCW-01	742.48	02/08/2021	50.35	53.38	3.03	691.32
HCW-01	742.48	02/16/2021	50.02	53.08	3.06	691.64
HCW-01	742.48	02/22/2021	50.00	53.09	3.09	691.65
HCW-01	742.48	03/04/2021	49.90	53.14	3.24	691.71
HCW-01	742.48	03/08/2021	50.16	53.45	3.29	691.44
HCW-01	742.48	03/11/2021	50.10	53.34	3.24	691.51
HCW-01	742.48	03/15/2021	50.08	53.38	3.30	691.52
HCW-01	742.48	03/22/2021	50.09	53.19	3.10	691.56
HCW-01	742.48	04/01/2021	50.05	53.10	3.05	691.61
HCW-01	742.48	04/12/2021	ARP	ARP	ARP	ARP
HCW-01	742.48	04/19/2021	ARP	ARP	ARP	ARP
HCW-01	742.48	04/29/2021	50.81	51.58	0.77	691.46

Table 4
Summary of Recovery Well Gauging Data

Colonial Pipeline Company
2020-L1-SR2448
Huntersville, North Carolina

Well ID	Top Of Casing Elevation[1]	Date	Depth to Free Product (ft btoc)	Depth to Groundwater (ft btoc)	Free Product Thickness (ft)	Groundwater Elevation[2] (ft btoc)
HCW-01	742.48	05/03/2021	ARP	ARP	ARP	ARP
HCW-01	742.48	05/10/2021	ARP	ARP	ARP	ARP
HCW-01	742.48	05/26/2021	50.86	51.37	0.51	691.48
HCW-01	742.48	06/09/2021	50.90	51.66	0.76	691.38
HCW-01	742.48	07/01/2021	51.17	51.40	0.23	691.25
HCW-01	742.48	07/14/2021	51.32	51.44	0.12	691.13
HCW-01	742.48	07/28/2021	51.55	51.88	0.33	690.84
HCW-01	742.48	08/26/2021	52.10	52.50	0.40	690.27
HCW-01	742.48	09/16/2021	52.63	52.76	0.13	689.82
HCW-01	742.48	09/23/2021	52.75	52.82	0.07	689.71
HCW-01	742.48	10/12/2021	ARP	ARP	ARP	ARP
HCW-01	742.48	10/27/2021	53.42	53.68	0.26	688.99
HCW-01	742.48	11/30/2021	54.18	54.77	0.59	688.14
HCW-01	742.48	12/06/2021	ARP	ARP	ARP	ARP
HCW-01	742.48	12/13/2021	ARP	ARP	ARP	ARP
HCW-01	742.48	12/20/2021	ARP	ARP	ARP	ARP
HCW-01	742.48	12/28/2021	54.84	55.21	0.37	687.54
HCW-01	742.48	01/04/2022	ARP	ARP	ARP	ARP
HCW-01	742.48	01/10/2022	ARP	ARP	ARP	ARP
HCW-01	742.48	01/27/2022	ND	55.48	0.00	687.00
HCW-01	742.48	02/24/2022	ND	56.13	0.00	686.35
HCW-01	742.48	04/01/2022	ND	56.55	0.00	685.93
HCW-01	742.48	04/28/2022	ND	56.98	0.00	685.50
HCW-01	742.48	05/04/2022	ARP	ARP	ARP	ARP
HCW-01	742.48	05/25/2022	ND	57.29	0.00	685.19
HCW-02						
HCW-02	744.96	01/19/2021	ND	53.12	0.00	691.84
HCW-02	744.96	01/25/2021	ND	53.12	0.00	691.84
HCW-02	744.96	02/01/2021	ND	53.03	0.00	691.93
HCW-02	744.96	02/08/2021	ND	53.39	0.00	691.57
HCW-02	744.96	02/16/2021	ND	53.09	0.00	691.87
HCW-02	744.96	02/22/2021	ND	53.11	0.00	691.85
HCW-02	744.96	03/04/2021	ND	53.10	0.00	691.86
HCW-02	744.96	03/08/2021	ND	53.15	0.00	691.81
HCW-02	744.96	03/15/2021	ND	53.26	0.00	691.70
HCW-02	744.96	03/22/2021	ND	53.15	0.00	691.81
HCW-02	744.96	04/01/2021	ND	53.17	0.00	691.79
HCW-02	744.96	04/12/2021	ND	53.28	0.00	691.68
HCW-02	744.96	04/19/2021	ND	53.35	0.00	691.61
HCW-02	744.96	04/29/2021	ND	53.14	0.00	691.82
HCW-02	744.96	05/03/2021	ND	53.23	0.00	691.73
HCW-02	744.96	05/10/2021	ND	53.41	0.00	691.55
HCW-02	744.96	05/18/2021	ND	53.33	0.00	691.63
HCW-02	744.96	05/26/2021	ND	53.14	0.00	691.82

Table 4
Summary of Recovery Well Gauging Data

Colonial Pipeline Company
2020-L1-SR2448
Huntersville, North Carolina

Well ID	Top Of Casing Elevation[1]	Date	Depth to Free Product (ft btoc)	Depth to Groundwater (ft btoc)	Free Product Thickness (ft)	Groundwater Elevation[2] (ft btoc)
HCW-02	744.96	05/31/2021	ND	53.27	0.00	691.69
HCW-02	744.96	06/07/2021	ND	53.32	0.00	691.64
HCW-02	744.96	06/14/2021	ND	53.16	0.00	691.80
HCW-02	744.96	06/21/2021	ND	53.44	0.00	691.52
HCW-02	744.96	07/01/2021	ND	53.37	0.00	691.59
HCW-02	744.96	07/06/2021	ND	53.57	0.00	691.39
HCW-02	744.96	07/14/2021	ND	43.56	0.00	701.40
HCW-02	744.96	07/28/2021	ND	53.73	0.00	691.23
HCW-02	744.96	08/02/2021	ND	54.09	0.00	690.87
HCW-02	744.96	08/16/2021	ND	54.16	0.00	690.80
HCW-02	744.96	08/26/2021	ND	54.27	0.00	690.69
HCW-02	744.96	08/30/2021	ND	54.76	0.00	690.20
HCW-02	744.96	09/14/2021	ND	55.04	0.00	689.92
HCW-02	744.96	09/23/2021	ND	54.94	0.00	690.02
HCW-02	744.96	10/06/2021	ND	55.59	0.00	689.37
HCW-02	744.96	10/12/2021	ND	55.57	0.00	689.39
HCW-02	744.96	10/18/2021	ND	55.73	0.00	689.23
HCW-02	744.96	10/27/2021	ND	55.67	0.00	689.29
HCW-02	744.96	11/01/2021	ND	55.92	0.00	689.04
HCW-02	744.96	11/15/2021	ND	56.46	0.00	688.50
HCW-02	744.96	11/22/2021	ND	56.62	0.00	688.34
HCW-02	744.96	11/30/2021	ND	56.59	0.00	688.37
HCW-02	744.96	12/06/2021	ND	56.75	0.00	688.21
HCW-02	744.96	12/13/2021	ND	57.08	0.00	687.88
HCW-02	744.96	12/20/2021	ND	57.30	0.00	687.66
HCW-02	744.96	12/28/2021	ND	57.09	0.00	687.87
HCW-02	744.96	01/04/2022	ND	57.70	0.00	687.26
HCW-02	744.96	01/10/2022	ND	58.49	0.00	686.47
HCW-02	744.96	01/27/2022	ND	57.63	0.00	687.33
HCW-02	744.96	01/31/2022	ND	57.86	0.00	687.10
HCW-02	744.96	02/09/2022	ND	58.35	0.00	686.61
HCW-02	744.96	02/14/2022	ND	58.52	0.00	686.44
HCW-02	744.96	02/24/2022	ND	58.36	0.00	686.60
HCW-02	744.96	02/28/2022	ND	58.57	0.00	686.39
HCW-02	744.96	03/07/2022	ND	58.66	0.00	686.30
HCW-02	744.96	03/14/2022	ND	58.64	0.00	686.32
HCW-02	744.96	03/22/2022	ND	58.95	0.00	686.01
HCW-02	744.96	04/01/2022	ND	58.71	0.00	686.25
HCW-02	744.96	04/11/2022	ND	59.08	0.00	685.88
HCW-02	744.96	04/19/2022	ND	59.21	0.00	685.75
HCW-02	744.96	04/28/2022	ND	59.08	0.00	685.88
HCW-02	744.96	05/04/2022	ND	59.29	0.00	685.67
HCW-02	744.96	05/11/2022	ND	59.38	0.00	685.58
HCW-02	744.96	05/18/2022	ND	59.38	0.00	685.58

Table 4
Summary of Recovery Well Gauging Data

Colonial Pipeline Company
2020-L1-SR2448
Huntersville, North Carolina

Well ID	Top Of Casing Elevation[1]	Date	Depth to Free Product (ft btoc)	Depth to Groundwater (ft btoc)	Free Product Thickness (ft)	Groundwater Elevation[2] (ft btoc)
HCW-02	744.96	05/25/2022	ND	59.36	0.00	685.60
HCW-02	744.96	06/01/2022	ND	59.59	0.00	685.37
HCW-02	744.96	06/08/2022	ND	59.72	0.00	685.24
HCW-02	744.96	06/13/2022	ND	59.84	0.00	685.12
HCW-03						
HCW-03	745.48	01/19/2021	ND	53.85	0.00	691.63
HCW-03	745.48	01/25/2021	ND	53.78	0.00	691.70
HCW-03	745.48	02/01/2021	ND	53.72	0.00	691.76
HCW-03	745.48	02/08/2021	ND	54.08	0.00	691.40
HCW-03	745.48	02/16/2021	ND	53.29	0.00	692.19
HCW-03	745.48	02/22/2021	ND	53.78	0.00	691.70
HCW-03	745.48	03/04/2021	ND	53.78	0.00	691.70
HCW-03	745.48	03/08/2021	ND	53.94	0.00	691.54
HCW-03	745.48	03/15/2021	53.89	53.92	0.03	691.58
HCW-03	745.48	03/22/2021	53.84	53.91	0.07	691.62
HCW-03	745.48	04/01/2021	53.78	53.86	0.08	691.68
HCW-03	745.48	04/12/2021	53.92	54.01	0.09	691.54
HCW-03	745.48	04/19/2021	53.94	54.04	0.10	691.51
HCW-03	745.48	04/29/2021	53.75	53.79	0.04	691.72
HCW-03	745.48	05/03/2021	53.88	53.91	0.03	691.59
HCW-03	745.48	05/10/2021	54.00	54.02	0.02	691.47
HCW-03	745.48	05/18/2021	54.00	54.03	0.03	691.47
HCW-03	745.48	05/26/2021	ND	53.77	0.00	691.71
HCW-03	745.48	05/31/2021	ND	54.02	0.00	691.46
HCW-03	745.48	06/07/2021	54.08	54.11	0.03	691.39
HCW-03	745.48	06/14/2021	ND	53.79	0.00	691.69
HCW-03	745.48	06/21/2021	54.05	54.08	0.03	691.42
HCW-03	745.48	07/01/2021	54.08	54.12	0.04	691.39
HCW-03	745.48	07/06/2021	54.26	54.29	0.03	691.21
HCW-03	745.48	07/14/2021	54.21	54.29	0.08	691.25
HCW-03	745.48	07/28/2021	54.44	54.48	0.04	691.03
HCW-03	745.48	08/02/2021	54.81	54.84	0.03	690.66
HCW-03	745.48	08/16/2021	54.89	54.92	0.03	690.58
HCW-03	745.48	08/26/2021	ND	53.70	0.00	691.78
HCW-03	745.48	09/16/2021	ND	54.18	0.00	691.30
HCW-03	745.48	09/23/2021	ND	54.30	0.00	691.18
HCW-03	745.48	10/12/2021	ARP	ARP	ARP	ARP
HCW-03	745.48	10/27/2021	ND	55.01	0.00	690.47
HCW-03	744.22	11/30/2021	ND	55.85	0.00	688.37
HCW-03	744.22	12/06/2021	ARP	ARP	ARP	ARP
HCW-03	744.22	12/13/2021	ARP	ARP	ARP	ARP
HCW-03	744.22	12/20/2021	ARP	ARP	ARP	ARP
HCW-03	744.22	12/28/2021	ND	56.36	0.00	687.86
HCW-03	744.22	01/04/2022	ARP	ARP	ARP	ARP

Table 4
Summary of Recovery Well Gauging Data

Colonial Pipeline Company
2020-L1-SR2448
Huntersville, North Carolina

Well ID	Top Of Casing Elevation[1]	Date	Depth to Free Product (ft btoc)	Depth to Groundwater (ft btoc)	Free Product Thickness (ft)	Groundwater Elevation[2] (ft btoc)
HCW-03	744.22	01/10/2022	ARP	ARP	ARP	ARP
HCW-03	744.22	01/27/2022	ND	57.02	0.00	687.20
HCW-03	744.22	02/24/2022	ND	57.70	0.00	686.52
HCW-03	744.22	04/01/2022	ND	58.11	0.00	686.11
HCW-03	744.22	04/28/2022	ND	58.52	0.00	685.70
HCW-03	744.22	05/04/2022	ARP	ARP	ARP	ARP
HCW-03	744.22	05/25/2022	ND	58.82	0.00	685.40
HCW-04						
HCW-04	746.00	01/19/2021	ND	54.43	0.00	691.57
HCW-04	746.00	01/25/2021	ND	54.39	0.00	691.61
HCW-04	746.00	02/01/2021	ND	54.29	0.00	691.71
HCW-04	746.00	02/08/2021	ND	54.64	0.00	691.36
HCW-04	746.00	02/16/2021	ND	54.34	0.00	691.66
HCW-04	746.00	02/22/2021	ND	54.34	0.00	691.66
HCW-04	746.00	03/04/2021	ND	54.33	0.00	691.67
HCW-04	746.00	03/08/2021	ND	52.43	0.00	693.57
HCW-04	746.00	03/15/2021	ND	54.56	0.00	691.44
HCW-04	746.00	03/22/2021	ND	54.43	0.00	691.57
HCW-04	746.00	04/01/2021	ND	54.43	0.00	691.57
HCW-04	746.00	04/12/2021	ND	54.51	0.00	691.49
HCW-04	746.00	04/19/2021	ND	54.61	0.00	691.39
HCW-04	746.00	04/29/2021	ND	54.42	0.00	691.58
HCW-04	746.00	05/03/2021	ND	54.51	0.00	691.49
HCW-04	746.00	05/10/2021	ND	54.60	0.00	691.40
HCW-04	746.00	05/18/2021	ND	54.60	0.00	691.40
HCW-04	746.00	05/26/2021	ND	54.43	0.00	691.57
HCW-04	746.00	05/31/2021	ND	54.63	0.00	691.37
HCW-04	746.00	06/07/2021	ND	54.70	0.00	691.30
HCW-04	746.00	06/14/2021	ND	54.47	0.00	691.53
HCW-04	746.00	06/21/2021	ND	54.74	0.00	691.26
HCW-04	746.00	07/01/2021	ND	54.77	0.00	691.23
HCW-04	746.00	07/06/2021	ND	55.01	0.00	690.99
HCW-04	746.00	07/14/2021	ND	54.93	0.00	691.07
HCW-04	746.00	07/28/2021	ND	55.10	0.00	690.90
HCW-04	746.00	08/02/2021	ND	55.42	0.00	690.58
HCW-04	746.00	08/16/2021	ND	55.50	0.00	690.50
HCW-04	746.00	08/26/2021	ND	55.63	0.00	690.37
HCW-04	746.00	08/30/2021	ND	55.12	0.00	690.88
HCW-04	746.00	09/14/2021	ND	56.40	0.00	689.60
HCW-04	746.00	09/23/2021	ND	56.31	0.00	689.69
HCW-04	746.00	10/06/2021	ND	56.96	0.00	689.04
HCW-04	746.00	10/12/2021	ND	56.97	0.00	689.03
HCW-04	746.00	10/18/2021	ND	57.09	0.00	688.91
HCW-04	746.00	10/27/2021	ND	57.06	0.00	688.94

Table 4
Summary of Recovery Well Gauging Data

Colonial Pipeline Company
2020-L1-SR2448
Huntersville, North Carolina

Well ID	Top Of Casing Elevation[1]	Date	Depth to Free Product (ft btoc)	Depth to Groundwater (ft btoc)	Free Product Thickness (ft)	Groundwater Elevation[2] (ft btoc)
HCW-04	746.00	11/01/2021	ND	57.28	0.00	688.72
HCW-04	746.00	11/15/2021	ND	57.96	0.00	688.04
HCW-04	746.00	11/22/2021	ND	58.01	0.00	687.99
HCW-04	746.00	11/30/2021	ND	58.02	0.00	687.98
HCW-04	746.00	12/06/2021	ND	58.21	0.00	687.79
HCW-04	746.00	12/13/2021	ND	58.54	0.00	687.46
HCW-04	746.00	12/20/2021	ND	58.70	0.00	687.30
HCW-04	746.00	12/28/2021	ND	58.50	0.00	687.50
HCW-04	746.00	01/04/2022	ND	59.15	0.00	686.85
HCW-04	746.00	01/10/2022	ND	58.95	0.00	687.05
HCW-04	746.00	01/27/2022	ND	59.03	0.00	686.97
HCW-04	746.00	01/31/2022	ND	59.30	0.00	686.70
HCW-04	746.00	02/09/2022	ND	59.72	0.00	686.28
HCW-04	746.00	02/14/2022	ND	59.92	0.00	686.08
HCW-04	746.00	02/24/2022	ND	59.79	0.00	686.21
HCW-04	746.00	02/28/2022	ND	60.09	0.00	685.91
HCW-04	746.00	03/07/2022	ND	60.19	0.00	685.81
HCW-04	746.00	03/14/2022	ND	60.04	0.00	685.96
HCW-04	746.00	03/22/2022	ND	60.44	0.00	685.56
HCW-04	746.00	04/01/2022	ND	60.12	0.00	685.88
HCW-04	746.00	04/11/2022	ND	60.45	0.00	685.55
HCW-04	746.00	04/19/2022	ND	60.59	0.00	685.41
HCW-04	746.00	04/28/2022	ND	60.42	0.00	685.58
HCW-04	746.00	05/04/2022	ND	60.72	0.00	685.28
HCW-04	746.00	05/11/2022	ND	60.83	0.00	685.17
HCW-04	746.00	05/18/2022	ND	60.82	0.00	685.18
HCW-04	746.00	05/25/2022	ND	60.71	0.00	685.29
HCW-04	746.00	06/01/2022	ND	60.98	0.00	685.02
HCW-04	746.00	06/08/2022	ND	61.09	0.00	684.91
HCW-04	746.00	06/13/2022	ND	61.20	0.00	684.80
HCW-05						
HCW-05	743.82	01/19/2021	ND	52.22	0.00	691.60
HCW-05	743.82	01/25/2021	ND	52.18	0.00	691.64
HCW-05	743.82	02/01/2021	ND	52.07	0.00	691.75
HCW-05	743.82	02/08/2021	ND	52.44	0.00	691.38
HCW-05	743.82	02/16/2021	ND	52.12	0.00	691.70
HCW-05	743.82	02/02/2021	ND	52.13	0.00	691.69
HCW-05	743.82	03/04/2021	ND	52.11	0.00	691.71
HCW-05	743.82	03/08/2021	ND	52.22	0.00	691.60
HCW-05	743.82	03/15/2021	ND	52.36	0.00	691.46
HCW-05	743.82	03/22/2021	ND	52.24	0.00	691.58
HCW-05	743.82	04/01/2021	ND	52.24	0.00	691.58
HCW-05	743.82	04/12/2021	ND	52.30	0.00	691.52
HCW-05	743.82	04/19/2021	ND	52.42	0.00	691.40

Table 4
Summary of Recovery Well Gauging Data

Colonial Pipeline Company
2020-L1-SR2448
Huntersville, North Carolina

Well ID	Top Of Casing Elevation[1]	Date	Depth to Free Product (ft btoc)	Depth to Groundwater (ft btoc)	Free Product Thickness (ft)	Groundwater Elevation[2] (ft btoc)
HCW-05	743.82	04/29/2021	ND	52.24	0.00	691.58
HCW-05	743.82	05/03/2021	ND	52.31	0.00	691.51
HCW-05	743.82	05/10/2021	ND	52.41	0.00	691.41
HCW-05	743.82	05/18/2021	ND	52.41	0.00	691.41
HCW-05	743.82	05/26/2021	ND	52.23	0.00	691.59
HCW-05	743.82	05/31/2021	ND	52.45	0.00	691.37
HCW-05	743.82	06/07/2021	ND	52.51	0.00	691.31
HCW-05	743.82	06/14/2021	ND	52.28	0.00	691.54
HCW-05	743.82	06/21/2021	ND	57.60	0.00	686.22
HCW-05	743.82	07/01/2021	ND	52.57	0.00	691.25
HCW-05	743.82	07/06/2021	ND	52.88	0.00	690.94
HCW-05	743.82	07/14/2021	ND	52.76	0.00	691.06
HCW-05	743.82	07/28/2021	ND	52.44	0.00	691.38
HCW-05	743.82	08/02/2021	ND	53.29	0.00	690.53
HCW-05	743.82	08/16/2021	ND	53.74	0.00	690.08
HCW-05	743.82	08/26/2021	53.45	53.46	0.01	690.37
HCW-05	743.82	08/30/2021	53.93	53.93	0.00	689.89
HCW-05	743.82	09/14/2021	29.05	30.45	1.40	714.40
HCW-05	743.82	09/23/2021	ND	54.08	0.00	689.74
HCW-05	743.82	10/06/2021	ND	54.72	0.00	689.10
HCW-05	743.82	10/12/2021	ND	54.81	0.00	689.01
HCW-05	743.82	10/18/2021	ND	54.89	0.00	688.93
HCW-05	743.82	10/27/2021	ND	54.82	0.00	689.00
HCW-05	743.82	11/01/2021	ND	55.06	0.00	688.76
HCW-05	743.82	11/15/2021	ND	55.62	0.00	688.20
HCW-05	743.82	11/22/2021	ND	55.91	0.00	687.91
HCW-05	743.82	11/30/2021	ND	55.88	0.00	687.94
HCW-05	743.82	12/06/2021	56.12	56.13	0.01	687.70
HCW-05	743.82	12/13/2021	ND	57.42	0.00	686.40
HCW-05	743.82	12/20/2021	ND	56.60	0.00	687.22
HCW-05	743.82	12/28/2021	ND	56.35	0.00	687.47
HCW-05	743.82	01/04/2022	ND	57.01	0.00	686.81
HCW-05	743.82	01/10/2022	ND	56.81	0.00	687.01
HCW-05	743.82	01/27/2022	ND	56.86	0.00	686.96
HCW-05	743.82	01/31/2022	ND	57.50	0.00	686.32
HCW-05	743.82	02/09/2022	ND	57.58	0.00	686.24
HCW-05	743.82	02/14/2022	ND	57.46	0.00	686.36
HCW-05	743.82	02/24/2022	ND	57.63	0.00	686.19
HCW-05	743.82	02/28/2022	ND	57.96	0.00	685.86
HCW-05	743.82	03/07/2022	ND	57.96	0.00	685.86
HCW-05	743.82	03/14/2022	ND	57.85	0.00	685.97
HCW-05	743.82	03/22/2022	ND	58.31	0.00	685.51
HCW-05	743.82	04/01/2022	ND	57.95	0.00	685.87
HCW-05	743.82	04/11/2022	ND	58.30	0.00	685.52

Table 4
Summary of Recovery Well Gauging Data

Colonial Pipeline Company
2020-L1-SR2448
Huntersville, North Carolina

Well ID	Top Of Casing Elevation[1]	Date	Depth to Free Product (ft btoc)	Depth to Groundwater (ft btoc)	Free Product Thickness (ft)	Groundwater Elevation[2] (ft btoc)
HCW-05	743.82	04/19/2022	ND	58.42	0.00	685.40
HCW-05	743.82	04/28/2022	ND	58.30	0.00	685.52
HCW-05	743.82	05/04/2022	ND	58.55	0.00	685.27
HCW-05	743.82	05/11/2022	ND	58.86	0.00	684.96
HCW-05	743.82	05/18/2022	ND	58.68	0.00	685.14
HCW-05	743.82	05/25/2022	ND	58.54	0.00	685.28
HCW-05	743.82	06/01/2022	ND	58.84	0.00	684.98
HCW-05	743.82	06/08/2022	ND	58.94	0.00	684.88
HCW-05	743.82	06/13/2022	ND	58.99	0.00	684.83
HCW-06						
HCW-06	743.70	01/19/2021	ND	52.10	0.00	691.60
HCW-06	743.70	01/25/2021	51.34	52.15	0.81	692.14
HCW-06	743.70	02/01/2021	51.81	52.19	0.38	691.79
HCW-06	743.70	02/08/2021	51.94	53.38	1.44	691.37
HCW-06	743.70	02/16/2021	51.59	52.88	1.29	691.76
HCW-06	743.70	02/22/2021	51.58	52.79	1.21	691.80
HCW-06	743.70	03/04/2021	51.53	52.71	1.18	691.85
HCW-06	743.70	03/08/2021	51.84	53.22	1.38	691.49
HCW-06	743.70	03/15/2021	51.91	53.25	1.34	691.43
HCW-06	743.70	03/22/2021	51.80	53.03	1.23	691.57
HCW-06	743.70	04/01/2021	51.72	52.96	1.24	691.65
HCW-06	743.70	04/12/2021	51.87	53.14	1.27	691.49
HCW-06	743.70	04/19/2021	51.91	53.24	1.33	691.43
HCW-06	743.70	04/29/2021	51.73	52.90	1.17	691.66
HCW-06	743.70	05/03/2021	51.85	53.09	1.24	691.52
HCW-06	743.70	05/10/2021	51.91	53.22	1.31	691.44
HCW-06	743.70	05/18/2021	51.98	53.28	1.30	691.37
HCW-06	743.70	05/26/2021	52.26	54.69	2.43	690.79
HCW-06	743.70	06/09/2021	52.63	54.29	1.66	690.63
HCW-06	743.70	07/01/2021	53.04	54.02	0.98	690.40
HCW-06	743.70	07/14/2021	53.13	54.28	1.15	690.26
HCW-06	743.70	07/28/2021	53.59	53.87	0.28	690.04
HCW-06	743.70	08/26/2021	54.19	54.23	0.04	689.50
HCW-06	743.70	09/16/2021	ND	54.71	0.00	688.99
HCW-06	743.70	09/23/2021	ND	54.84	0.00	688.86
HCW-06	743.70	10/12/2021	ARP	ARP	ARP	ARP
HCW-06	743.70	10/27/2021	ND	55.57	0.00	688.13
HCW-06	743.70	11/30/2021	ND	56.47	0.00	687.23
HCW-06	743.70	12/06/2021	ARP	ARP	ARP	ARP
HCW-06	743.70	12/13/2021	ARP	ARP	ARP	ARP
HCW-06	743.70	12/20/2021	ARP	ARP	ARP	ARP
HCW-06	743.70	12/28/2021	ND	57.09	0.00	686.61
HCW-06	743.70	01/04/2022	ARP	ARP	ARP	ARP
HCW-06	743.70	01/10/2022	ARP	ARP	ARP	ARP

Table 4
Summary of Recovery Well Gauging Data

Colonial Pipeline Company
2020-L1-SR2448
Huntersville, North Carolina

Well ID	Top Of Casing Elevation[1]	Date	Depth to Free Product (ft btoc)	Depth to Groundwater (ft btoc)	Free Product Thickness (ft)	Groundwater Elevation[2] (ft btoc)
HCW-06	743.70	01/27/2022	ND	57.59	0.00	686.11
HCW-06	743.70	02/24/2022	ND	58.32	0.00	685.38
HCW-06	743.70	04/01/2022	ND	58.65	0.00	685.05
HCW-06	743.70	04/28/2022	ND	59.08	0.00	684.62
HCW-06	743.70	05/04/2022	ARP	ARP	ARP	ARP
HCW-06	743.70	05/25/2022	ND	59.35	0.00	684.35
HCW-07						
HCW-07	742.86	01/19/2021	ND	51.23	0.00	691.63
HCW-07	742.86	01/25/2021	ND	51.13	0.00	691.73
HCW-07	742.86	02/01/2021	ND	51.00	0.00	691.86
HCW-07	742.86	02/08/2021	50.59	53.80	3.21	691.41
HCW-07	742.86	02/16/2021	49.92	53.99	4.07	691.85
HCW-07	742.86	02/22/2021	49.94	53.92	3.98	691.85
HCW-07	742.86	03/04/2021	49.86	53.84	3.98	691.93
HCW-07	742.86	03/08/2021	50.18	54.24	4.06	691.59
HCW-07	742.86	03/15/2021	50.32	54.43	4.11	691.44
HCW-07	742.86	03/22/2021	50.22	54.12	3.90	691.60
HCW-07	742.86	04/01/2021	50.19	53.82	3.63	691.70
HCW-07	742.86	04/12/2021	50.45	53.93	3.48	691.48
HCW-07	742.86	04/19/2021	50.55	53.76	3.21	691.45
HCW-07	742.86	04/29/2021	50.38	53.24	2.86	691.71
HCW-07	742.86	05/03/2021	50.54	53.37	2.83	691.56
HCW-07	742.86	05/10/2021	50.68	53.35	2.67	691.47
HCW-07	742.86	05/18/2021	50.79	53.32	2.53	691.39
HCW-07	742.86	05/26/2021	51.41	53.67	2.26	690.85
HCW-07	742.86	06/09/2021	51.91	52.98	1.07	690.66
HCW-07	742.86	07/01/2021	52.31	53.06	0.75	690.35
HCW-07	742.86	07/14/2021	52.43	53.14	0.71	690.24
HCW-07	742.86	07/28/2021	52.64	53.47	0.83	690.00
HCW-07	742.86	08/26/2021	53.15	54.15	1.00	689.44
HCW-07	742.86	09/16/2021	53.82	54.19	0.37	688.94
HCW-07	742.86	09/23/2021	53.95	54.30	0.35	688.82
HCW-07	742.86	10/12/2021	ARP	ARP	ARP	ARP
HCW-07	742.86	10/27/2021	54.51	55.60	1.09	688.06
HCW-07	742.86	11/30/2021	55.53	56.30	0.77	687.12
HCW-07	742.86	12/06/2021	ARP	ARP	ARP	ARP
HCW-07	742.86	12/13/2021	ARP	ARP	ARP	ARP
HCW-07	742.86	12/20/2021	ARP	ARP	ARP	ARP
HCW-07	742.86	12/28/2021	56.31	56.39	0.08	686.53
HCW-07	742.86	01/04/2022	ARP	ARP	ARP	ARP
HCW-07	742.86	01/10/2022	ARP	ARP	ARP	ARP
HCW-07	742.86	01/27/2022	ND	56.80	0.00	686.06
HCW-07	742.86	02/24/2022	ND	57.57	0.00	685.29
HCW-07	742.86	04/01/2022	ND	57.83	0.00	685.03

Table 4
Summary of Recovery Well Gauging Data

Colonial Pipeline Company
2020-L1-SR2448
Huntersville, North Carolina

Well ID	Top Of Casing Elevation[1]	Date	Depth to Free Product (ft btoc)	Depth to Groundwater (ft btoc)	Free Product Thickness (ft)	Groundwater Elevation[2] (ft btoc)
HCW-07	742.86	04/28/2022	ND	58.24	0.00	684.62
HCW-07	742.86	05/04/2022	ARP	ARP	ARP	ARP
HCW-07	742.86	05/25/2022	ND	58.52	0.00	684.34
HCW-08						
HCW-08	742.96	01/19/2021	ND	51.42	0.00	691.54
HCW-08	742.96	01/25/2021	ND	51.20	0.00	691.76
HCW-08	742.96	02/01/2021	ND	51.07	0.00	691.89
HCW-08	742.96	02/08/2021	ND	51.54	0.00	691.42
HCW-08	742.96	02/16/2021	ND	51.16	0.00	691.80
HCW-08	742.96	02/22/2021	ND	51.16	0.00	691.80
HCW-08	742.96	03/04/2021	ND	51.12	0.00	691.84
HCW-08	742.96	03/08/2021	ND	51.28	0.00	691.68
HCW-08	742.96	03/15/2021	ND	51.63	0.00	691.33
HCW-08	742.96	03/22/2021	ND	51.40	0.00	691.56
HCW-08	742.96	04/01/2021	ND	51.33	0.00	691.63
HCW-08	742.96	04/12/2021	ND	51.55	0.00	691.41
HCW-08	742.96	04/19/2021	ND	51.67	0.00	691.29
HCW-08	742.96	04/29/2021	ND	51.34	0.00	691.62
HCW-08	742.96	05/03/2021	ND	51.48	0.00	691.48
HCW-08	742.96	05/10/2021	ND	51.54	0.00	691.42
HCW-08	742.96	05/18/2021	ND	51.61	0.00	691.35
HCW-08	742.96	05/26/2021	ND	51.38	0.00	691.58
HCW-08	742.96	06/07/2021	ND	51.85	0.00	691.11
HCW-08	742.96	06/14/2021	ND	51.47	0.00	691.49
HCW-08	742.96	06/21/2021	ND	52.03	0.00	690.93
HCW-08	742.96	07/01/2021	ND	51.83	0.00	691.13
HCW-08	742.96	07/06/2021	ND	52.37	0.00	690.59
HCW-08	742.96	07/14/2021	ND	52.01	0.00	690.95
HCW-08	742.96	07/28/2021	ND	52.19	0.00	690.77
HCW-08	742.96	08/02/2021	ND	52.72	0.00	690.24
HCW-08	742.96	08/16/2021	ND	52.76	0.00	690.20
HCW-08	742.96	08/26/2021	ND	52.70	0.00	690.26
HCW-08	742.96	08/30/2021	ND	53.23	0.00	689.73
HCW-08	742.96	09/14/2021	ND	53.61	0.00	689.35
HCW-08	742.96	09/23/2021	ND	53.91	0.00	689.05
HCW-08	742.96	10/06/2021	ND	54.38	0.00	688.58
HCW-08	742.96	10/12/2021	ND	54.25	0.00	688.71
HCW-08	742.96	10/18/2021	ND	54.45	0.00	688.51
HCW-08	742.96	10/27/2021	ND	54.18	0.00	688.78
HCW-08	742.96	11/01/2021	54.63	54.69	0.06	688.31
HCW-08	743.65	11/30/2021	ND	55.72	0.00	687.93
HCW-08	743.65	12/06/2021	ARP	ARP	ARP	ARP
HCW-08	743.65	12/13/2021	ARP	ARP	ARP	ARP
HCW-08	743.65	12/20/2021	ARP	ARP	ARP	ARP

Table 4
Summary of Recovery Well Gauging Data

Colonial Pipeline Company
2020-L1-SR2448
Huntersville, North Carolina

Well ID	Top Of Casing Elevation[1]	Date	Depth to Free Product (ft btoc)	Depth to Groundwater (ft btoc)	Free Product Thickness (ft)	Groundwater Elevation[2] (ft btoc)
HCW-08	743.65	12/28/2021	ND	56.33	0.00	687.32
HCW-08	743.65	01/04/2022	ARP	ARP	ARP	ARP
HCW-08	743.65	01/10/2022	ARP	ARP	ARP	ARP
HCW-08	743.65	01/27/2022	ND	56.77	0.00	686.88
HCW-08	743.65	02/24/2022	ND	57.57	0.00	686.08
HCW-08	743.65	04/01/2022	ND	57.83	0.00	685.82
HCW-08	743.65	04/28/2022	ND	58.11	0.00	685.54
HCW-08	743.65	05/04/2022	ARP	ARP	ARP	ARP
HCW-08	743.65	05/25/2022	ND	58.46	0.00	685.19
HCW-09						
HCW-09	744.49	01/19/2021	ND	52.70	0.00	691.79
HCW-09	744.49	01/25/2021	ND	52.50	0.00	691.99
HCW-09	744.49	02/01/2021	ND	52.36	0.00	692.13
HCW-09	744.49	02/08/2021	ND	53.03	0.00	691.46
HCW-09	744.49	02/16/2021	ND	52.66	0.00	691.83
HCW-09	744.49	02/22/2021	ND	52.65	0.00	691.84
HCW-09	744.49	03/04/2021	ND	52.57	0.00	691.92
HCW-09	744.49	03/08/2021	ND	52.82	0.00	691.67
HCW-09	744.49	03/15/2021	ND	53.20	0.00	691.29
HCW-09	744.49	03/22/2021	ND	53.02	0.00	691.47
HCW-09	744.49	04/01/2021	ND	52.89	0.00	691.60
HCW-09	744.49	04/12/2021	ND	53.21	0.00	691.28
HCW-09	744.49	04/19/2021	ND	53.32	0.00	691.17
HCW-09	744.49	04/29/2021	ND	52.91	0.00	691.58
HCW-09	744.49	05/03/2021	ND	52.89	0.00	691.60
HCW-09	744.49	05/10/2021	ND	52.97	0.00	691.52
HCW-09	744.49	05/18/2021	ND	53.14	0.00	691.35
HCW-09	744.49	05/26/2021	ND	52.89	0.00	691.60
HCW-09	744.49	06/07/2021	ND	53.60	0.00	690.89
HCW-09	744.49	06/14/2021	ND	53.00	0.00	691.49
HCW-09	744.49	06/21/2021	ND	53.79	0.00	690.70
HCW-09	744.49	07/01/2021	ND	53.53	0.00	690.96
HCW-09	744.49	07/06/2021	ND	54.23	0.00	690.26
HCW-09	744.49	07/14/2021	ND	53.69	0.00	690.80
HCW-09	744.49	07/28/2021	ND	53.98	0.00	690.51
HCW-09	744.49	08/02/2021	ND	54.60	0.00	689.89
HCW-09	744.49	08/16/2021	ND	54.61	0.00	689.88
HCW-09	744.49	08/26/2021	ND	54.36	0.00	690.13
HCW-09	744.49	08/30/2021	ND	55.15	0.00	689.34
HCW-09	744.49	09/14/2021	ND	55.56	0.00	688.93
HCW-09	744.49	09/23/2021	ND	55.14	0.00	689.35
HCW-09	744.49	10/06/2021	ND	56.46	0.00	688.03
HCW-09	744.49	10/12/2021	ND	56.32	0.00	688.17
HCW-09	744.49	10/18/2021	ND	56.53	0.00	687.96

Table 4
Summary of Recovery Well Gauging Data

Colonial Pipeline Company
2020-L1-SR2448
Huntersville, North Carolina

Well ID	Top Of Casing Elevation[1]	Date	Depth to Free Product (ft btoc)	Depth to Groundwater (ft btoc)	Free Product Thickness (ft)	Groundwater Elevation[2] (ft btoc)
HCW-09	744.49	10/27/2021	ND	55.98	0.00	688.51
HCW-09	744.49	11/01/2021	ND	56.65	0.00	687.84
HCW-09	744.49	11/15/2021	ND	57.84	0.00	686.65
HCW-09	744.49	11/22/2021	ND	58.00	0.00	686.49
HCW-09	744.49	11/30/2021	ND	57.08	0.00	687.41
HCW-09	744.49	12/06/2021	ND	58.11	0.00	686.38
HCW-09	744.49	12/13/2021	ND	58.49	0.00	686.00
HCW-09	744.49	12/20/2021	ND	58.59	0.00	685.90
HCW-09	744.49	12/28/2021	ND	57.51	0.00	686.98
HCW-09	744.49	01/04/2022	ND	59.05	0.00	685.44
HCW-09	744.49	01/10/2022	ND	58.01	0.00	686.48
HCW-09	744.49	01/27/2022	ND	57.83	0.00	686.66
HCW-09	744.49	01/31/2022	ND	58.96	0.00	685.53
HCW-09	744.49	02/09/2022	ND	59.59	0.00	684.90
HCW-09	744.49	02/14/2022	ND	59.66	0.00	684.83
HCW-09	744.49	02/24/2022	ND	58.83	0.00	685.66
HCW-09	744.49	02/28/2022	ND	59.58	0.00	684.91
HCW-09	744.49	03/07/2022	ND	60.07	0.00	684.42
HCW-09	744.49	03/14/2022	ND	59.18	0.00	685.31
HCW-09	744.49	03/22/2022	ND	60.05	0.00	684.44
HCW-09	744.49	04/01/2022	ND	58.89	0.00	685.60
HCW-09	744.49	04/11/2022	ND	59.73	0.00	684.76
HCW-09	744.49	04/19/2022	ND	59.87	0.00	684.62
HCW-09	744.49	04/28/2022	ND	59.25	0.00	685.24
HCW-09	744.49	05/04/2022	ND	59.78	0.00	684.71
HCW-09	744.49	05/11/2022	ND	59.98	0.00	684.51
HCW-09	744.49	05/18/2022	ND	60.02	0.00	684.47
HCW-09	744.49	05/25/2022	ND	59.45	0.00	685.04
HCW-09	744.49	06/01/2022	ND	60.07	0.00	684.42
HCW-09	744.49	06/08/2022	ND	60.30	0.00	684.19
HCW-09	744.49	06/13/2022	ND	60.36	0.00	684.13
HCW-10						
HCW-10	743.90	01/19/2021	50.52	50.62	0.10	693.36
HCW-10	743.90	01/25/2021	50.98	52.25	1.27	692.58
HCW-10	743.90	02/01/2021	50.39	50.40	0.01	693.51
HCW-10	743.90	02/08/2021	52.04	52.91	0.87	691.63
HCW-10	743.90	02/16/2021	51.79	53.03	1.24	691.78
HCW-10	743.90	02/22/2021	51.73	53.04	1.31	691.82
HCW-10	743.90	03/04/2021	51.14	52.68	1.54	692.35
HCW-10	743.90	03/08/2021	52.14	54.00	1.86	691.26
HCW-10	743.90	03/15/2021	52.46	54.48	2.02	690.90
HCW-10	743.90	03/22/2021	52.64	54.59	1.95	690.74
HCW-10	743.90	04/01/2021	51.84	53.73	1.89	691.55
HCW-10	743.90	04/12/2021	52.89	54.90	2.01	690.47

Table 4
Summary of Recovery Well Gauging Data

Colonial Pipeline Company
2020-L1-SR2448
Huntersville, North Carolina

Well ID	Top Of Casing Elevation[1]	Date	Depth to Free Product (ft btoc)	Depth to Groundwater (ft btoc)	Free Product Thickness (ft)	Groundwater Elevation[2] (ft btoc)
HCW-10	743.90	04/19/2021	52.74	54.92	2.18	690.58
HCW-10	743.90	04/29/2021	51.84	53.79	1.95	691.54
HCW-10	743.90	05/03/2021	51.12	53.13	2.01	692.24
HCW-10	743.90	05/10/2021	51.30	53.49	2.19	692.01
HCW-10	743.90	05/18/2021	52.16	54.43	2.27	691.13
HCW-10	743.90	05/26/2021	50.44	51.20	0.76	693.26
HCW-10	743.90	06/09/2021	50.88	52.00	1.12	692.72
HCW-10	743.90	07/01/2021	51.74	53.51	1.77	691.69
HCW-10	743.90	07/14/2021	51.98	53.17	1.19	691.60
HCW-10	743.90	07/28/2021	52.20	53.48	1.28	691.36
HCW-10	743.90	08/26/2021	52.81	54.08	1.27	690.75
HCW-10	743.90	09/16/2021	53.64	55.25	1.61	689.83
HCW-10	743.90	09/23/2021	53.79	55.52	1.73	689.65
HCW-10	743.90	10/12/2021	ARP	ARP	ARP	ARP
HCW-10	743.90	10/27/2021	55.42	55.94	0.52	688.34
HCW-10	743.90	11/30/2021	56.70	56.98	0.28	687.13
HCW-10	743.90	12/06/2021	ARP	ARP	ARP	ARP
HCW-10	743.90	12/13/2021	ARP	ARP	ARP	ARP
HCW-10	743.90	12/20/2021	ARP	ARP	ARP	ARP
HCW-10	743.90	12/28/2021	57.11	57.50	0.39	686.69
HCW-10	743.90	01/04/2022	ARP	ARP	ARP	ARP
HCW-10	743.90	01/10/2022	ARP	ARP	ARP	ARP
HCW-10	743.90	01/27/2022	56.93	57.47	0.54	686.83
HCW-10	743.90	02/24/2022	58.77	59.04	0.27	685.06
HCW-10	743.90	04/01/2022	57.96	58.48	0.52	685.80
HCW-10	743.90	04/28/2022	58.26	58.83	0.57	685.49
HCW-10	743.90	05/04/2022	ARP	ARP	ARP	ARP
HCW-10	743.90	05/25/2022	58.21	59.36	1.15	685.38
HCW-11						
HCW-11	741.26	01/19/2021	ND	49.32	0.00	691.94
HCW-11	741.26	01/25/2021	ND	48.45	0.00	692.81
HCW-11	741.26	02/01/2021	ND	48.30	0.00	692.96
HCW-11	741.26	02/08/2021	ND	49.65	0.00	691.61
HCW-11	741.26	02/16/2021	ND	49.43	0.00	691.83
HCW-11	741.26	02/22/2021	ND	49.42	0.00	691.84
HCW-11	741.26	03/04/2021	ND	48.65	0.00	692.61
HCW-11	741.26	03/08/2021	ND	49.92	0.00	691.34
HCW-11	741.26	03/15/2021	ND	14.51	0.00	726.75
HCW-11	741.26	03/22/2021	ND	50.73	0.00	690.53
HCW-11	741.26	04/01/2021	ND	49.49	0.00	691.77
HCW-11	741.26	04/12/2021	ND	50.96	0.00	690.30
HCW-11	741.26	04/19/2021	ND	50.72	0.00	690.54
HCW-11	741.26	04/29/2021	ND	49.29	0.00	691.97
HCW-11	741.26	05/03/2021	ND	48.56	0.00	692.70

Table 4
Summary of Recovery Well Gauging Data

Colonial Pipeline Company
2020-L1-SR2448
Huntersville, North Carolina

Well ID	Top Of Casing Elevation[1]	Date	Depth to Free Product (ft btoc)	Depth to Groundwater (ft btoc)	Free Product Thickness (ft)	Groundwater Elevation[2] (ft btoc)
HCW-11	741.26	05/10/2021	ND	48.96	0.00	692.30
HCW-11	741.26	05/18/2021	ND	50.18	0.00	691.08
HCW-11	741.26	05/26/2021	ND	49.04	0.00	692.22
HCW-11	741.26	05/31/2021	ND	50.49	0.00	690.77
HCW-11	741.26	06/07/2021	ND	51.12	0.00	690.14
HCW-11	741.26	06/14/2021	ND	49.29	0.00	691.97
HCW-11	741.26	06/21/2021	ND	50.16	0.00	691.10
HCW-11	741.26	07/01/2021	ND	50.28	0.00	690.98
HCW-11	741.26	07/06/2021	ND	53.26	0.00	688.00
HCW-11	741.26	07/14/2021	ND	50.64	0.00	690.62
HCW-11	741.26	07/28/2021	ND	50.84	0.00	690.42
HCW-11	741.26	08/02/2021	ND	53.29	0.00	687.97
HCW-11	741.26	08/16/2021	ND	53.40	0.00	687.86
HCW-11	741.26	08/26/2021	ND	51.39	0.00	689.87
HCW-11	741.26	08/30/2021	ND	54.04	0.00	687.22
HCW-11	741.26	09/14/2021	ND	54.82	0.00	686.44
HCW-11	741.26	09/23/2021	ND	52.42	0.00	688.84
HCW-11	741.26	10/06/2021	ND	55.41	0.00	685.85
HCW-11	741.26	10/12/2021	ND	55.24	0.00	686.02
HCW-11	741.26	10/18/2021	ND	55.44	0.00	685.82
HCW-11	741.26	10/27/2021	ND	53.55	0.00	687.71
HCW-11	741.26	11/01/2021	ND	54.73	0.00	686.53
HCW-11	741.26	11/15/2021	ND	56.98	0.00	684.28
HCW-11	741.26	11/22/2021	ND	56.98	0.00	684.28
HCW-11	741.26	11/30/2021	ND	54.77	0.00	686.49
HCW-11	741.26	12/06/2021	ND	56.80	0.00	684.46
HCW-11	741.26	12/13/2021	ND	57.09	0.00	684.17
HCW-11	741.26	12/20/2021	ND	57.05	0.00	684.21
HCW-11	741.26	12/28/2021	ND	55.02	0.00	686.24
HCW-11	741.26	01/04/2022	ND	57.29	0.00	683.97
HCW-11	741.26	01/10/2022	ND	55.65	0.00	685.61
HCW-11	741.26	01/27/2022	ND	54.93	0.00	686.33
HCW-11	741.26	01/31/2022	ND	57.00	0.00	684.26
HCW-11	741.26	02/09/2022	ND	58.00	0.00	683.26
HCW-11	741.26	02/14/2022	ND	58.95	0.00	682.31
HCW-11	741.26	02/24/2022	ND	56.45	0.00	684.81
HCW-11	741.26	02/28/2022	ND	57.67	0.00	683.59
HCW-11	741.26	03/14/2022	ND	56.64	0.00	684.62
HCW-11	741.26	03/22/2022	ND	58.06	0.00	683.20
HCW-11	741.26	04/01/2022	ND	55.99	0.00	685.27
HCW-11	741.26	04/11/2022	ND	57.97	0.00	683.29
HCW-11	741.26	04/19/2022	ND	58.58	0.00	682.68
HCW-11	741.26	04/28/2022	ND	56.57	0.00	684.69
HCW-11	741.26	05/04/2022	ND	57.95	0.00	683.31

Table 4
Summary of Recovery Well Gauging Data

Colonial Pipeline Company
2020-L1-SR2448
Huntersville, North Carolina

Well ID	Top Of Casing Elevation[1]	Date	Depth to Free Product (ft btoc)	Depth to Groundwater (ft btoc)	Free Product Thickness (ft)	Groundwater Elevation[2] (ft btoc)
HCW-11	741.26	05/11/2022	ND	58.31	0.00	682.95
HCW-11	741.26	05/18/2022	ND	58.42	0.00	682.84
HCW-11	741.26	05/25/2022	ND	56.56	0.00	684.70
HCW-11	741.26	06/01/2022	ND	58.57	0.00	682.69
HCW-11	741.26	06/08/2022	ND	58.70	0.00	682.56
HCW-11	741.26	06/13/2022	ND	58.70	0.00	682.56
HCW-12						
HCW-12	740.75	01/19/2021	ND	23.93	0.00	716.82
HCW-12	740.75	01/25/2021	ND	43.24	0.00	697.51
HCW-12	740.75	02/01/2021	Dry	Dry	Dry	Dry
HCW-12	740.75	02/08/2021	Dry	Dry	Dry	Dry
HCW-12	740.75	02/16/2021	ND	47.86	0.00	692.89
HCW-12	740.75	02/22/2021	ND	48.06	0.00	692.69
HCW-12	740.75	03/04/2021	ND	48.04	0.00	692.71
HCW-12	740.75	03/08/2021	ND	48.28	0.00	692.47
HCW-12	740.75	03/15/2021	ND	48.44	0.00	692.31
HCW-12	740.75	03/22/2021	ND	48.71	0.00	692.04
HCW-12	740.75	04/01/2021	ND	48.87	0.00	691.88
HCW-12	740.75	04/12/2021	49.03	49.04	0.01	691.72
HCW-12	740.75	04/19/2021	ND	49.94	0.00	690.81
HCW-12	740.75	04/29/2021	48.67	48.68	0.01	692.08
HCW-12	740.75	05/03/2021	ND	47.94	0.00	692.81
HCW-12	740.75	05/10/2021	ND	47.58	0.00	693.17
HCW-12	740.75	05/18/2021	ND	47.68	0.00	693.07
HCW-12	740.75	05/26/2021	ND	47.69	0.00	693.06
HCW-12	740.75	05/31/2021	ND	48.02	0.00	692.73
HCW-12	740.75	06/07/2021	ND	48.35	0.00	692.40
HCW-12	740.75	06/14/2021	ND	47.94	0.00	692.81
HCW-12	740.75	06/21/2021	ND	48.16	0.00	692.59
HCW-12	740.75	07/01/2021	ND	48.79	0.00	691.96
HCW-12	740.75	07/06/2021	ND	49.34	0.00	691.41
HCW-12	740.75	07/14/2021	ND	49.26	0.00	691.49
HCW-12	740.75	07/28/2021	ND	49.48	0.00	691.27
HCW-12	740.75	08/02/2021	ND	50.00	0.00	690.75
HCW-12	740.75	08/16/2021	Dry	Dry	Dry	Dry
HCW-12	740.75	08/26/2021	ND	50.13	0.00	690.62
HCW-12	740.75	08/30/2021	Dry	Dry	Dry	Dry
HCW-12	740.75	09/14/2021	ND	51.24	0.00	689.51
HCW-12	740.75	09/23/2021	ND	51.05	0.00	689.70
HCW-12	740.75	10/06/2021	Dry	Dry	Dry	Dry
HCW-12	740.75	10/12/2021	ND	52.00	0.00	688.75
HCW-12	740.75	10/18/2021	Dry	Dry	Dry	Dry
HCW-12	740.75	10/27/2021	ND	51.94	0.00	688.81
HCW-12	740.75	11/01/2021	Dry	Dry	Dry	Dry

Table 4
Summary of Recovery Well Gauging Data

Colonial Pipeline Company
2020-L1-SR2448
Huntersville, North Carolina

Well ID	Top Of Casing Elevation[1]	Date	Depth to Free Product (ft btoc)	Depth to Groundwater (ft btoc)	Free Product Thickness (ft)	Groundwater Elevation[2] (ft btoc)
HCW-12	740.75	11/15/2021	Dry	Dry	Dry	Dry
HCW-12	740.75	11/22/2021	ND	Dry	Dry	Dry
HCW-12	740.75	11/30/2021	Dry	Dry	Dry	Dry
HCW-12	740.75	12/06/2021	Dry	Dry	Dry	Dry
HCW-12	740.75	12/13/2021	Dry	Dry	Dry	Dry
HCW-12	740.75	12/20/2021	Dry	Dry	Dry	Dry
HCW-12	740.75	12/28/2021	Dry	Dry	Dry	Dry
HCW-12	740.75	01/04/2022	Dry	Dry	Dry	Dry
HCW-12	740.75	01/10/2022	Dry	Dry	Dry	Dry
HCW-12	740.75	01/27/2022	Dry	Dry	Dry	Dry
HCW-12	740.75	01/31/2022	Dry	Dry	Dry	Dry
HCW-12	740.75	02/09/2022	Dry	Dry	Dry	Dry
HCW-12	740.75	02/14/2022	Dry	Dry	Dry	Dry
HCW-12	740.75	02/24/2022	Dry	Dry	Dry	Dry
HCW-12	740.75	02/28/2022	Dry	Dry	Dry	Dry
HCW-12	740.75	03/14/2022	Dry	Dry	Dry	Dry
HCW-12	740.75	04/01/2022	Dry	Dry	Dry	Dry
HCW-12	740.75	04/11/2022	Dry	Dry	Dry	Dry
HCW-12	740.75	04/19/2022	Dry	Dry	Dry	Dry
HCW-12	740.75	04/28/2022	Dry	Dry	Dry	Dry
HCW-12	740.75	05/04/2022	Dry	Dry	Dry	Dry
HCW-12	740.75	05/11/2022	Dry	Dry	Dry	Dry
HCW-12	740.75	05/18/2022	Dry	Dry	Dry	Dry
HCW-12	740.75	05/25/2022	Dry	Dry	Dry	Dry
HCW-12	740.75	06/01/2022	Dry	Dry	Dry	Dry
HCW-12	740.75	06/08/2022	Dry	Dry	Dry	Dry
HCW-12	740.75	06/13/2022	Dry	Dry	Dry	Dry
HCW-13						
HCW-13	741.53	01/25/2021	ND	46.81	0.00	694.72
HCW-13	741.53	02/01/2021	46.33	48.32	1.99	694.67
HCW-13	741.53	02/08/2021	ARP	ARP	ARP	ARP
HCW-13	741.53	02/16/2021	44.21	51.43	7.22	695.39
HCW-13	741.53	02/22/2021	44.31	51.43	7.12	695.31
HCW-13	741.53	03/04/2021	44.51	51.52	7.01	695.14
HCW-13	741.53	03/08/2021	44.74	51.56	6.82	694.96
HCW-13	741.53	03/15/2021	44.98	51.48	6.50	694.81
HCW-13	741.53	03/22/2021	45.31	51.43	6.12	694.58
HCW-13	740.79	04/01/2021	ND	44.73	0.00	696.06
HCW-13	740.79	04/12/2021	ARP	ARP	ARP	ARP
HCW-13	740.79	04/19/2021	ARP	ARP	ARP	ARP
HCW-13	740.79	04/29/2021	43.34	50.31	6.97	695.58
HCW-13	740.79	05/03/2021	ARP	ARP	ARP	ARP
HCW-13	740.79	05/10/2021	ARP	ARP	ARP	ARP
HCW-13	740.79	05/26/2021	45.86	49.20	3.34	694.04

Table 4
Summary of Recovery Well Gauging Data

Colonial Pipeline Company
2020-L1-SR2448
Huntersville, North Carolina

Well ID	Top Of Casing Elevation[1]	Date	Depth to Free Product (ft btoc)	Depth to Groundwater (ft btoc)	Free Product Thickness (ft)	Groundwater Elevation[2] (ft btoc)
HCW-13	740.79	06/09/2021	46.34	48.98	2.64	693.74
HCW-13	740.79	07/01/2021	47.16	48.96	1.80	693.15
HCW-13	740.79	07/14/2021	47.49	49.29	1.80	692.82
HCW-13	740.79	07/28/2021	48.03	50.18	2.15	692.18
HCW-13	740.79	08/26/2021	48.90	50.41	1.51	691.49
HCW-13	740.79	09/16/2021	49.34	50.75	1.41	691.07
HCW-13	740.79	09/23/2021	49.39	50.31	0.92	691.15
HCW-13	740.79	10/12/2021	ARP	ARP	ARP	ARP
HCW-13	740.79	10/27/2021	50.01	50.75	0.74	690.58
HCW-13	740.79	11/30/2021	50.04	50.42	0.38	690.65
HCW-13	740.79	12/06/2021	ARP	ARP	ARP	ARP
HCW-13	740.79	12/13/2021	ARP	ARP	ARP	ARP
HCW-13	740.79	12/20/2021	ARP	ARP	ARP	ARP
HCW-13	740.79	12/28/2021	50.07	50.50	0.43	690.60
HCW-13	740.79	01/04/2022	ARP	ARP	ARP	ARP
HCW-13	740.79	01/10/2022	ARP	ARP	ARP	ARP
HCW-13	740.79	01/27/2022	50.11	50.35	0.24	690.62
HCW-13	740.79	02/24/2022	50.32	50.66	0.34	690.38
HCW-13	740.79	04/01/2022	50.42	50.52	0.10	690.34
HCW-13	740.79	04/28/2022	50.32	50.65	0.33	690.38
HCW-13	740.79	05/04/2022	ARP	ARP	ARP	ARP
HCW-13	740.79	05/25/2022	50.41	50.80	0.39	690.28
HCW-14						
HCW-14	738.67	01/25/2021	ND	43.07	0.00	695.60
HCW-14	738.67	02/01/2021	ND	43.83	0.00	694.84
HCW-14	738.67	02/08/2021	44.25	44.44	0.19	694.37
HCW-14	738.67	02/16/2021	41.56	46.24	4.68	695.86
HCW-14	738.67	02/22/2021	41.29	NW	NW	NW
HCW-14	738.67	03/04/2021	41.35	50.00	8.65	695.01
HCW-14	738.67	03/08/2021	41.68	NW	NW	NW
HCW-14	738.67	03/15/2021	41.89	NW	NW	NW
HCW-14	738.67	03/22/2021	42.22	NW	NW	NW
HCW-14	739.18	04/01/2021	ND	43.11	0.00	696.07
HCW-14	739.18	04/12/2021	ARP	ARP	ARP	ARP
HCW-14	739.18	04/19/2021	ARP	ARP	ARP	ARP
HCW-14	739.18	04/29/2021	43.71	46.93	3.22	694.61
HCW-14	739.18	05/03/2021	ARP	ARP	ARP	ARP
HCW-14	739.18	05/10/2021	ARP	ARP	ARP	ARP
HCW-14	739.18	05/26/2021	44.31	45.06	0.75	694.67
HCW-14	739.18	06/09/2021	44.58	45.38	0.80	694.39
HCW-14	739.18	07/01/2021	45.06	45.88	0.82	693.90
HCW-14	739.18	07/14/2021	45.50	46.21	0.71	693.49
HCW-14	739.18	07/28/2021	45.81	46.86	1.05	693.09
HCW-14	739.18	08/26/2021	46.60	47.52	0.92	692.33

Table 4
Summary of Recovery Well Gauging Data

Colonial Pipeline Company
2020-L1-SR2448
Huntersville, North Carolina

Well ID	Top Of Casing Elevation[1]	Date	Depth to Free Product (ft btoc)	Depth to Groundwater (ft btoc)	Free Product Thickness (ft)	Groundwater Elevation[2] (ft btoc)
HCW-14	739.18	09/16/2021	47.13	48.00	0.87	691.82
HCW-14	739.18	09/23/2021	47.28	48.00	0.72	691.71
HCW-14	739.18	10/12/2021	ARP	ARP	ARP	ARP
HCW-14	739.18	10/27/2021	47.75	48.05	0.30	691.35
HCW-14	739.18	11/30/2021	Dry	Dry	Dry	Dry
HCW-14	739.18	12/06/2021	ARP	ARP	ARP	ARP
HCW-14	739.18	12/13/2021	ARP	ARP	ARP	ARP
HCW-14	739.18	12/20/2021	ARP	ARP	ARP	ARP
HCW-14	739.18	12/28/2021	Dry	Dry	Dry	Dry
HCW-14	739.18	01/04/2022	ARP	ARP	ARP	ARP
HCW-14	739.18	01/10/2022	ARP	ARP	ARP	ARP
HCW-14	739.18	01/27/2022	Dry	Dry	Dry	Dry
HCW-14	739.18	02/24/2022	Dry	Dry	Dry	Dry
HCW-14	739.18	04/01/2022	Dry	Dry	Dry	Dry
HCW-14	739.18	04/28/2022	Dry	Dry	Dry	Dry
HCW-14	739.18	05/04/2022	Dry	Dry	Dry	Dry
HCW-14	739.18	05/25/2022	Dry	Dry	Dry	Dry
HCW-15						
HCW-15	736.71	01/25/2021	ND	40.88	0.00	695.83
HCW-15	736.71	02/01/2021	ND	41.62	0.00	695.09
HCW-15	736.71	02/08/2021	42.15	42.25	0.10	694.53
HCW-15	736.71	02/16/2021	39.13	51.43	12.30	694.28
HCW-15	736.71	02/22/2021	39.27	46.04	6.77	695.62
HCW-15	736.71	03/04/2021	39.21	46.10	6.89	695.65
HCW-15	736.71	03/08/2021	39.65	46.22	6.57	695.30
HCW-15	736.71	03/15/2021	39.95	46.11	6.16	695.11
HCW-15	736.71	03/22/2021	40.24	46.03	5.79	694.92
HCW-15	737.19	04/01/2021	ND	41.07	0.00	696.12
HCW-15	737.19	04/12/2021	ARP	ARP	ARP	ARP
HCW-15	737.19	04/19/2021	ARP	ARP	ARP	ARP
HCW-15	737.19	04/29/2021	41.72	44.58	2.86	694.70
HCW-15	737.19	05/03/2021	ARP	ARP	ARP	ARP
HCW-15	737.19	05/10/2021	ARP	ARP	ARP	ARP
HCW-15	737.19	05/26/2021	42.04	43.82	1.78	694.67
HCW-15	737.19	06/09/2021	42.49	43.83	1.34	694.34
HCW-15	737.19	07/01/2021	43.09	43.95	0.86	693.87
HCW-15	737.19	07/14/2021	43.46	44.48	1.02	693.46
HCW-15	737.19	07/28/2021	43.85	45.06	1.21	693.02
HCW-15	737.19	08/26/2021	44.41	45.70	1.29	692.43
HCW-15	737.19	09/16/2021	45.37	46.10	0.73	691.62
HCW-15	737.19	09/23/2021	45.24	46.24	1.00	691.68
HCW-15	737.19	10/12/2021	ARP	ARP	ARP	ARP
HCW-15	737.19	10/27/2021	45.17	45.89	0.72	691.83
HCW-15	737.19	11/30/2021	45.08	45.82	0.74	691.91

Table 4
Summary of Recovery Well Gauging Data

Colonial Pipeline Company
2020-L1-SR2448
Huntersville, North Carolina

Well ID	Top Of Casing Elevation[1]	Date	Depth to Free Product (ft btoc)	Depth to Groundwater (ft btoc)	Free Product Thickness (ft)	Groundwater Elevation[2] (ft btoc)
HCW-15	737.19	12/06/2021	ARP	ARP	ARP	ARP
HCW-15	737.19	12/13/2021	ARP	ARP	ARP	ARP
HCW-15	737.19	12/20/2021	ARP	ARP	ARP	ARP
HCW-15	737.19	12/28/2021	44.36	44.52	0.16	692.79
HCW-15	737.19	01/04/2022	ARP	ARP	ARP	ARP
HCW-15	737.19	01/10/2022	ARP	ARP	ARP	ARP
HCW-15	737.19	01/27/2022	45.27	45.41	0.14	691.88
HCW-15	737.19	02/24/2022	45.26	45.60	0.34	691.84
HCW-15	737.19	04/01/2022	45.64	45.65	0.01	691.55
HCW-15	737.19	04/28/2022	45.44	45.55	0.11	691.72
HCW-15	737.19	05/04/2022	ARP	ARP	ARP	ARP
HCW-15	737.19	05/25/2022	45.62	45.92	0.30	691.49
HCW-16						
HCW-16	736.35	01/25/2021	39.28	39.77	0.49	696.94
HCW-16	736.35	02/01/2021	39.38	40.96	1.58	696.55
HCW-16	736.35	02/08/2021	38.85	41.05	2.20	696.91
HCW-16	736.35	02/16/2021	38.69	41.09	2.40	697.02
HCW-16	736.35	02/22/2021	38.79	41.28	2.49	696.90
HCW-16	736.35	03/04/2021	38.80	41.70	2.90	696.78
HCW-16	736.35	03/08/2021	39.09	41.84	2.75	696.53
HCW-16	736.35	03/15/2021	39.33	41.87	2.54	696.34
HCW-16	736.35	03/22/2021	39.69	41.83	2.14	696.09
HCW-16	736.35	04/01/2021	40.08	41.72	1.64	695.83
HCW-16	736.35	04/12/2021	40.34	40.35	0.01	696.01
HCW-16	736.35	04/19/2021	40.22	40.70	0.48	696.00
HCW-16	736.35	04/29/2021	40.24	40.91	0.67	695.93
HCW-16	736.35	05/03/2021	40.27	40.86	0.59	695.92
HCW-16	736.35	05/10/2021	40.35	41.10	0.75	695.80
HCW-16	736.35	05/18/2021	40.36	41.18	0.82	695.77
HCW-16	736.35	05/26/2021	40.30	41.23	0.93	695.80
HCW-16	736.35	05/31/2021	ARP	ARP	ARP	ARP
HCW-16	736.35	06/09/2021	39.96	40.96	1.00	696.12
HCW-16	736.35	07/01/2021	40.42	41.14	0.72	695.74
HCW-16	736.35	07/14/2021	40.40	41.22	0.82	695.73
HCW-16	736.35	07/28/2021	40.71	41.38	0.67	695.46
HCW-16	736.35	08/26/2021	40.72	41.44	0.72	695.44
HCW-16	736.35	09/16/2021	40.72	41.60	0.88	695.40
HCW-16	736.35	09/23/2021	40.43	41.34	0.91	695.68
HCW-16	736.35	10/12/2021	ARP	ARP	ARP	ARP
HCW-16	736.35	10/27/2021	40.48	41.35	0.87	695.64
HCW-16	736.35	11/30/2021	40.32	41.14	0.82	695.81
HCW-16	736.35	12/06/2021	ARP	ARP	ARP	ARP
HCW-16	736.35	12/13/2021	ARP	ARP	ARP	ARP
HCW-16	736.35	12/20/2021	ARP	ARP	ARP	ARP

Table 4
Summary of Recovery Well Gauging Data

Colonial Pipeline Company
2020-L1-SR2448
Huntersville, North Carolina

Well ID	Top Of Casing Elevation[1]	Date	Depth to Free Product (ft btoc)	Depth to Groundwater (ft btoc)	Free Product Thickness (ft)	Groundwater Elevation[2] (ft btoc)
HCW-16	736.35	12/28/2021	40.10	41.21	1.11	695.95
HCW-16	736.35	01/04/2022	ARP	ARP	ARP	ARP
HCW-16	736.35	01/10/2022	ARP	ARP	ARP	ARP
HCW-16	736.35	01/27/2022	40.33	40.67	0.34	695.93
HCW-16	736.35	02/24/2022	40.05	40.25	0.20	696.25
HCW-16	736.35	04/01/2022	40.47	40.62	0.15	695.84
HCW-16	736.35	04/28/2022	40.74	40.94	0.20	695.56
HCW-16	736.35	05/04/2022	ARP	ARP	ARP	ARP
HCW-16	736.35	05/25/2022	41.17	NW	NW	NW
HCW-17						
HCW-17	733.19	01/25/2021	ND	34.90	0.00	698.29
HCW-17	733.19	02/01/2021	ND	36.49	0.00	696.70
HCW-17	733.19	02/08/2021	ND	36.49	0.00	696.70
HCW-17	733.19	02/16/2021	ND	36.48	0.00	696.71
HCW-17	733.19	02/22/2021	ND	35.76	0.00	697.43
HCW-17	733.19	03/04/2021	ND	35.78	0.00	697.41
HCW-17	733.19	03/08/2021	ND	35.88	0.00	697.31
HCW-17	733.19	03/15/2021	ND	35.80	0.00	697.39
HCW-17	733.19	03/22/2021	ND	35.74	0.00	697.45
HCW-17	733.19	04/01/2021	ND	35.78	0.00	697.41
HCW-17	733.19	04/12/2021	ND	35.80	0.00	697.39
HCW-17	733.19	04/19/2021	ND	35.75	0.00	697.44
HCW-17	733.19	04/29/2021	ND	35.75	0.00	697.44
HCW-17	733.19	05/03/2021	ND	35.70	0.00	697.49
HCW-17	733.19	05/10/2021	ND	35.76	0.00	697.43
HCW-17	733.19	05/18/2021	ND	35.78	0.00	697.41
HCW-17	733.19	05/26/2021	ND	35.74	0.00	697.45
HCW-17	733.19	05/31/2021	ND	35.73	0.00	697.46
HCW-17	733.19	06/07/2021	ND	35.78	0.00	697.41
HCW-17	733.19	06/14/2021	ND	35.76	0.00	697.43
HCW-17	733.19	06/21/2021	ND	35.70	0.00	697.49
HCW-17	733.19	07/01/2021	ND	35.70	0.00	697.49
HCW-17	733.19	07/06/2021	ND	35.72	0.00	697.47
HCW-17	733.19	07/14/2021	ND	35.72	0.00	697.47
HCW-17	733.19	07/28/2021	ND	35.70	0.00	697.49
HCW-17	733.19	08/02/2021	ND	35.72	0.00	697.47
HCW-17	733.19	08/16/2021	ND	35.62	0.00	697.57
HCW-17	733.19	08/26/2021	ND	35.67	0.00	697.52
HCW-17	733.19	08/30/2021	ND	35.68	0.00	697.51
HCW-17	733.19	09/14/2021	ND	35.79	0.00	697.40
HCW-17	733.19	09/23/2021	ND	35.76	0.00	697.43
HCW-17	733.19	10/06/2021	ND	35.76	0.00	697.43
HCW-17	733.19	10/12/2021	ND	35.77	0.00	697.42
HCW-17	733.19	10/18/2021	ND	35.72	0.00	697.47

Table 4
Summary of Recovery Well Gauging Data

Colonial Pipeline Company
2020-L1-SR2448
Huntersville, North Carolina

Well ID	Top Of Casing Elevation[1]	Date	Depth to Free Product (ft btoc)	Depth to Groundwater (ft btoc)	Free Product Thickness (ft)	Groundwater Elevation[2] (ft btoc)
HCW-17	733.19	10/27/2021	ND	35.84	0.00	697.35
HCW-17	733.19	11/01/2021	ND	35.79	0.00	697.40
HCW-17	733.19	11/15/2021	ND	35.88	0.00	697.31
HCW-17	733.19	11/22/2021	ND	35.88	0.00	697.31
HCW-17	733.19	11/30/2021	ND	35.88	0.00	697.31
HCW-17	733.19	12/06/2021	ND	35.78	0.00	697.41
HCW-17	733.19	12/13/2021	ND	35.88	0.00	697.31
HCW-17	733.19	12/20/2021	ND	35.91	0.00	697.28
HCW-17	733.19	12/28/2021	ND	35.85	0.00	697.34
HCW-17	733.19	01/04/2022	ND	35.85	0.00	697.34
HCW-17	733.19	01/10/2022	ND	35.79	0.00	697.40
HCW-17	733.19	01/27/2022	ND	35.82	0.00	697.37
HCW-17	733.19	01/31/2022	ND	35.82	0.00	697.37
HCW-17	733.19	02/09/2022	ND	35.83	0.00	697.36
HCW-17	733.19	02/14/2022	ND	35.91	0.00	697.28
HCW-17	733.19	02/24/2022	ND	35.85	0.00	697.34
HCW-17	733.19	02/28/2022	ND	35.90	0.00	697.29
HCW-17	733.19	03/07/2022	ND	35.84	0.00	697.35
HCW-17	733.19	03/14/2022	ND	35.85	0.00	697.34
HCW-17	733.19	03/22/2022	ND	35.84	0.00	697.35
HCW-17	733.19	04/01/2022	Dry	Dry	Dry	Dry
HCW-17	733.19	04/11/2022	ND	35.83	0.00	697.36
HCW-17	733.19	04/19/2022	ND	35.80	0.00	697.39
HCW-17	733.19	04/28/2022	ND	35.82	0.00	697.37
HCW-17	733.19	05/04/2022	ND	35.81	0.00	697.38
HCW-17	733.19	05/11/2022	ND	35.82	0.00	697.37
HCW-17	733.19	05/18/2022	ND	35.81	0.00	697.38
HCW-17	733.19	05/25/2022	ND	35.80	0.00	697.39
HCW-17	733.19	06/01/2022	ND	35.81	0.00	697.38
HCW-17	733.19	06/08/2022	ND	35.88	0.00	697.31
HCW-17	733.19	06/13/2022	ND	35.84	0.00	697.35
HCW-18						
HCW-18	731.12	01/25/2021	ND	34.58	0.00	696.54
HCW-18	731.12	02/01/2021	ND	31.97	0.00	699.15
HCW-18	731.12	02/08/2021	ND	31.98	0.00	699.14
HCW-18	731.12	02/16/2021	ND	31.99	0.00	699.13
HCW-18	731.12	02/22/2021	ND	32.05	0.00	699.07
HCW-18	731.12	03/04/2021	ND	32.02	0.00	699.10
HCW-18	731.12	03/08/2021	31.99	32.00	0.01	699.13
HCW-18	731.12	03/15/2021	31.96	31.99	0.03	699.15
HCW-18	731.12	03/22/2021	ND	31.93	0.00	699.19
HCW-18	731.12	04/01/2021	ND	32.01	0.00	699.11
HCW-18	731.12	04/12/2021	31.86	32.00	0.14	699.22
HCW-18	731.12	04/19/2021	ND	31.87	0.00	699.25

Table 4
Summary of Recovery Well Gauging Data

Colonial Pipeline Company
2020-L1-SR2448
Huntersville, North Carolina

Well ID	Top Of Casing Elevation[1]	Date	Depth to Free Product (ft btoc)	Depth to Groundwater (ft btoc)	Free Product Thickness (ft)	Groundwater Elevation[2] (ft btoc)
HCW-18	731.12	04/29/2021	Dry	Dry	Dry	Dry
HCW-18	731.12	05/03/2021	Dry	Dry	Dry	Dry
HCW-18	731.12	05/10/2021	Dry	Dry	Dry	Dry
HCW-18	731.12	05/18/2021	32.04	32.05	0.01	699.08
HCW-18	731.12	05/26/2021	31.97	31.98	0.01	699.15
HCW-18	731.12	05/31/2021	ND	32.02	0.00	699.10
HCW-18	731.12	06/07/2021	ND	32.04	0.00	699.08
HCW-18	731.12	06/14/2021	ND	32.06	0.00	699.06
HCW-18	731.12	06/21/2021	ND	32.03	0.00	699.09
HCW-18	731.12	07/01/2021	ND	32.03	0.00	699.09
HCW-18	731.12	07/06/2021	ND	32.04	0.00	699.08
HCW-18	731.12	07/14/2021	ND	31.96	0.00	699.16
HCW-18	731.12	07/28/2021	ND	32.01	0.00	699.11
HCW-18	731.12	08/02/2021	ND	32.04	0.00	699.08
HCW-18	731.12	08/16/2021	ND	31.93	0.00	699.19
HCW-18	731.12	08/26/2021	Dry	Dry	Dry	Dry
HCW-18	731.12	08/30/2021	ND	31.97	0.00	699.15
HCW-18	731.12	09/14/2021	ND	32.00	0.00	699.12
HCW-18	731.12	09/23/2021	ND	32.04	0.00	699.08
HCW-18	731.12	10/06/2021	ND	31.99	0.00	699.13
HCW-18	731.12	10/12/2021	ND	32.03	0.00	699.09
HCW-18	731.12	10/18/2021	ND	31.97	0.00	699.15
HCW-18	731.12	10/27/2021	ND	32.00	0.00	699.12
HCW-18	731.12	11/01/2021	ND	31.97	0.00	699.15
HCW-18	731.12	11/15/2021	ND	32.09	0.00	699.03
HCW-18	731.12	11/22/2021	ND	32.09	0.00	699.03
HCW-18	731.12	11/30/2021	ND	32.10	0.00	699.02
HCW-18	731.12	12/06/2021	ND	31.03	0.00	700.09
HCW-18	731.12	12/13/2021	ND	32.10	0.00	699.02
HCW-18	731.12	12/20/2021	ND	32.12	0.00	699.00
HCW-18	731.12	12/28/2021	ND	32.09	0.00	699.03
HCW-18	731.12	01/04/2022	ND	32.05	0.00	699.07
HCW-18	731.12	01/10/2022	ND	32.80	0.00	698.32
HCW-18	731.12	01/27/2022	ND	32.08	0.00	699.04
HCW-18	731.12	01/31/2022	ND	32.03	0.00	699.09
HCW-18	731.12	02/09/2022	ND	32.08	0.00	699.04
HCW-18	731.12	02/14/2022	ND	32.12	0.00	699.00
HCW-18	731.12	02/24/2022	ND	32.10	0.00	699.02
HCW-18	731.12	02/28/2022	ND	32.12	0.00	699.00
HCW-18	731.12	03/07/2022	ND	32.08	0.00	699.04
HCW-18	731.12	03/14/2022	ND	32.10	0.00	699.02
HCW-18	731.12	03/22/2022	ND	32.09	0.00	699.03
HCW-18	731.12	04/01/2022	Dry	Dry	Dry	Dry
HCW-18	731.12	04/11/2022	ND	32.11	0.00	699.01

Table 4
Summary of Recovery Well Gauging Data

Colonial Pipeline Company
2020-L1-SR2448
Huntersville, North Carolina

Well ID	Top Of Casing Elevation[1]	Date	Depth to Free Product (ft btoc)	Depth to Groundwater (ft btoc)	Free Product Thickness (ft)	Groundwater Elevation[2] (ft btoc)
HCW-18	731.12	04/19/2022	ND	32.10	0.00	699.02
HCW-18	731.12	04/28/2022	Dry	Dry	Dry	Dry
HCW-18	731.12	05/04/2022	ND	32.04	0.00	699.08
HCW-18	731.12	05/11/2022	ND	32.09	0.00	699.03
HCW-18	731.12	05/18/2022	Dry	Dry	Dry	Dry
HCW-18	731.12	05/25/2022	Dry	Dry	Dry	Dry
HCW-18	731.12	06/01/2022	ND	32.08	0.00	699.04
HCW-18	731.12	06/08/2022	ND	32.07	0.00	699.05
HCW-18	731.12	06/13/2022	ND	32.08	0.00	699.04
HCW-19						
HCW-19	732.00	01/25/2021	ND	34.10	0.00	697.90
HCW-19	732.00	02/01/2021	ND	34.22	0.00	697.78
HCW-19	732.00	02/08/2021	34.60	34.61	0.01	697.40
HCW-19	732.00	02/16/2021	34.43	34.44	0.01	697.57
HCW-19	732.00	02/22/2021	34.11	34.12	0.01	697.89
HCW-19	732.00	03/04/2021	NM	NM	NM	NM
HCW-19	732.00	03/08/2021	31.08	31.11	0.03	700.91
HCW-19	732.00	03/15/2021	34.20	34.22	0.02	697.79
HCW-19	732.00	03/22/2021	34.35	34.36	0.01	697.65
HCW-19	732.00	04/01/2021	34.13	34.16	0.03	697.86
HCW-19	732.00	04/12/2021	34.71	34.72	0.01	697.29
HCW-19	732.00	04/19/2021	33.84	33.86	0.02	698.15
HCW-19	732.00	04/29/2021	34.15	34.17	0.02	697.84
HCW-19	732.00	05/03/2021	34.27	34.29	0.02	697.72
HCW-19	732.00	05/18/2021	34.99	35.01	0.02	697.00
HCW-19	732.00	05/10/2021	34.59	34.60	0.01	697.41
HCW-19	732.00	05/26/2021	35.08	35.10	0.02	696.91
HCW-19	732.00	05/31/2021	35.35	35.37	0.02	696.64
HCW-19	732.00	06/07/2021	35.59	35.61	0.02	696.40
HCW-19	732.00	06/14/2021	35.68	35.70	0.02	696.31
HCW-19	732.00	06/21/2021	35.91	35.94	0.03	696.08
HCW-19	732.00	07/01/2021	36.04	36.11	0.07	695.94
HCW-19	732.00	07/06/2021	36.30	36.36	0.06	695.68
HCW-19	732.00	07/14/2021	36.43	36.50	0.07	695.55
HCW-19	732.00	07/28/2021	36.74	36.78	0.04	695.25
HCW-19	732.00	08/02/2021	37.02	37.08	0.06	694.96
HCW-19	732.00	08/16/2021	ND	37.18	0.00	694.82
HCW-19	732.00	08/26/2021	37.27	37.33	0.06	694.71
HCW-19	732.00	08/30/2021	37.45	37.51	0.06	694.53
HCW-19	732.00	09/14/2021	36.77	36.83	0.06	695.21
HCW-19	732.00	09/16/2021	36.72	36.77	0.05	695.26
HCW-19	732.00	09/23/2021	36.72	37.52	0.80	695.06
HCW-19	732.00	10/12/2021	ARP	ARP	ARP	ARP
HCW-19	732.00	10/27/2021	37.57	38.73	1.16	694.12

Table 4
Summary of Recovery Well Gauging Data

Colonial Pipeline Company
2020-L1-SR2448
Huntersville, North Carolina

Well ID	Top Of Casing Elevation[1]	Date	Depth to Free Product (ft btoc)	Depth to Groundwater (ft btoc)	Free Product Thickness (ft)	Groundwater Elevation[2] (ft btoc)
HCW-19	732.00	11/30/2021	38.42	39.20	0.78	693.37
HCW-19	732.00	12/06/2021	ARP	ARP	ARP	ARP
HCW-19	732.00	12/13/2021	ARP	ARP	ARP	ARP
HCW-19	732.00	12/20/2021	ARP	ARP	ARP	ARP
HCW-19	732.00	12/28/2021	39.05	39.97	0.92	692.70
HCW-19	732.00	01/04/2022	ARP	ARP	ARP	ARP
HCW-19	732.00	01/10/2022	ARP	ARP	ARP	ARP
HCW-19	732.00	01/27/2022	39.36	40.38	1.02	692.37
HCW-19	732.00	02/24/2022	39.71	40.83	1.12	691.99
HCW-19	732.00	04/01/2022	39.58	40.73	1.15	692.11
HCW-19	732.00	04/28/2022	39.64	40.50	0.86	692.13
HCW-19	732.00	05/04/2022	ARP	ARP	ARP	ARP
HCW-19	732.00	05/25/2022	39.80	40.65	0.85	691.97
HCW-20						
HCW-20	731.69	01/25/2021	ND	34.34	0.00	697.35
HCW-20	731.69	02/01/2021	ND	34.33	0.00	697.36
HCW-20	731.69	02/08/2021	ND	34.82	0.00	696.87
HCW-20	731.69	02/16/2021	ND	34.59	0.00	697.10
HCW-20	731.69	02/22/2021	ND	34.44	0.00	697.25
HCW-20	731.69	03/04/2021	ND	34.09	0.00	697.60
HCW-20	731.69	03/08/2021	ND	34.37	0.00	697.32
HCW-20	731.69	03/15/2021	ND	34.35	0.00	697.34
HCW-20	731.69	03/22/2021	ND	34.46	0.00	697.23
HCW-20	731.69	04/01/2021	ND	34.37	0.00	697.32
HCW-20	731.69	04/12/2021	ND	33.98	0.00	697.71
HCW-20	731.69	04/19/2021	ND	34.09	0.00	697.60
HCW-20	731.69	04/29/2021	ND	34.26	0.00	697.43
HCW-20	731.69	05/03/2021	ND	34.30	0.00	697.39
HCW-20	731.69	05/10/2021	ND	34.61	0.00	697.08
HCW-20	731.69	05/18/2021	ND	34.97	0.00	696.72
HCW-20	731.69	05/26/2021	ND	35.02	0.00	696.67
HCW-20	731.69	05/31/2021	ND	35.33	0.00	696.36
HCW-20	731.69	06/07/2021	ND	35.54	0.00	696.15
HCW-20	731.69	06/14/2021	ND	35.68	0.00	696.01
HCW-20	731.69	06/21/2021	ND	35.87	0.00	695.82
HCW-20	731.69	07/01/2021	ND	35.93	0.00	695.76
HCW-20	731.69	07/06/2021	ND	36.32	0.00	695.37
HCW-20	731.69	07/14/2021	ND	36.36	0.00	695.33
HCW-20	731.69	07/28/2021	ND	36.62	0.00	695.07
HCW-20	731.69	08/02/2021	ND	36.97	0.00	694.72
HCW-20	731.69	08/16/2021	ND	37.13	0.00	694.56
HCW-20	731.69	08/26/2021	ND	37.16	0.00	694.53
HCW-20	731.69	08/30/2021	ND	37.41	0.00	694.28
HCW-20	731.69	09/14/2021	ND	37.82	0.00	693.87

Table 4
Summary of Recovery Well Gauging Data

Colonial Pipeline Company
2020-L1-SR2448
Huntersville, North Carolina

Well ID	Top Of Casing Elevation[1]	Date	Depth to Free Product (ft btoc)	Depth to Groundwater (ft btoc)	Free Product Thickness (ft)	Groundwater Elevation[2] (ft btoc)
HCW-20	731.69	09/23/2021	ND	37.86	0.00	693.83
HCW-20	731.69	10/06/2021	ND	38.49	0.00	693.20
HCW-20	731.69	10/12/2021	ND	38.52	0.00	693.17
HCW-20	731.69	10/18/2021	ND	38.69	0.00	693.00
HCW-20	731.69	10/27/2021	ND	38.70	0.00	692.99
HCW-20	731.69	11/01/2021	ND	38.98	0.00	692.71
HCW-20	731.69	11/15/2021	ND	39.43	0.00	692.26
HCW-20	731.69	11/22/2021	ND	39.56	0.00	692.13
HCW-20	731.69	11/30/2021	ND	39.51	0.00	692.18
HCW-20	731.69	12/06/2021	ND	39.72	0.00	691.97
HCW-20	731.69	12/13/2021	ND	40.09	0.00	691.60
HCW-20	731.69	12/20/2021	ND	40.22	0.00	691.47
HCW-20	731.69	12/28/2021	ND	40.00	0.00	691.69
HCW-20	731.69	01/04/2022	ND	40.51	0.00	691.18
HCW-20	731.69	01/10/2022	ND	40.20	0.00	691.49
HCW-20	731.69	01/27/2022	ND	40.06	0.00	691.63
HCW-20	731.69	01/31/2022	ND	40.19	0.00	691.50
HCW-20	731.45	02/09/2022	ND	40.42	0.00	691.03
HCW-20	731.45	02/14/2022	ND	40.67	0.00	690.78
HCW-20	731.45	02/24/2022	ND	40.52	0.00	690.93
HCW-20	731.45	02/28/2022	ND	40.78	0.00	690.67
HCW-20	731.45	03/07/2022	ND	40.84	0.00	690.61
HCW-20	731.45	03/14/2022	ND	40.86	0.00	690.59
HCW-20	731.45	03/22/2022	ND	41.04	0.00	690.41
HCW-20	731.45	04/01/2022	ND	40.70	0.00	690.75
HCW-20	731.45	04/11/2022	ND	40.82	0.00	690.63
HCW-20	731.45	04/19/2022	ND	40.94	0.00	690.51
HCW-20	731.45	04/28/2022	ND	40.76	0.00	690.69
HCW-20	731.45	05/04/2022	ND	40.81	0.00	690.64
HCW-20	731.45	05/11/2022	ND	40.88	0.00	690.57
HCW-20	731.45	05/18/2022	ND	40.91	0.00	690.54
HCW-20	731.45	05/25/2022	ND	40.81	0.00	690.64
HCW-20	731.45	06/01/2022	ND	40.92	0.00	690.53
HCW-20	731.45	06/08/2022	ND	41.04	0.00	690.41
HCW-20	731.45	06/13/2022	ND	41.07	0.00	690.38
HCW-21						
HCW-21	730.02	01/19/2021	34.72	35.26	0.54	695.15
HCW-21	730.02	02/01/2021	ND	33.80	0.00	696.22
HCW-21	730.02	02/22/2021	ARP	ARP	ARP	ARP
HCW-21	730.02	03/04/2021	33.42	40.02	6.60	694.83
HCW-21	730.02	03/08/2021	ARP	ARP	ARP	ARP
HCW-21	730.02	03/15/2021	ARP	ARP	ARP	ARP
HCW-21	730.02	03/22/2021	ARP	ARP	ARP	ARP
HCW-21	730.02	04/01/2021	ND	33.62	0.00	696.40

Table 4
Summary of Recovery Well Gauging Data

Colonial Pipeline Company
2020-L1-SR2448
Huntersville, North Carolina

Well ID	Top Of Casing Elevation[1]	Date	Depth to Free Product (ft btoc)	Depth to Groundwater (ft btoc)	Free Product Thickness (ft)	Groundwater Elevation[2] (ft btoc)
HCW-21	730.02	04/12/2021	ARP	ARP	ARP	ARP
HCW-21	730.02	04/19/2021	ARP	ARP	ARP	ARP
HCW-21	730.02	04/29/2021	33.35	38.40	5.05	695.32
HCW-21	730.02	05/03/2021	ARP	ARP	ARP	ARP
HCW-21	730.02	05/10/2021	ARP	ARP	ARP	ARP
HCW-21	730.02	05/26/2021	33.31	39.63	6.32	695.02
HCW-21	730.02	06/09/2021	33.46	39.52	6.06	694.93
HCW-21	730.02	07/01/2021	34.39	38.70	4.31	694.47
HCW-21	730.02	07/14/2021	34.59	38.84	4.25	694.29
HCW-21	730.02	07/28/2021	34.88	40.27	5.39	693.69
HCW-21	730.02	08/26/2021	35.40	41.02	5.62	693.11
HCW-21	730.02	09/16/2021	36.06	41.23	5.17	692.57
HCW-21	730.02	09/23/2021	36.22	41.00	4.78	692.52
HCW-21	730.02	10/12/2021	ARP	ARP	ARP	ARP
HCW-21	730.02	10/27/2021	37.33	41.08	3.75	691.68
HCW-21	730.02	11/30/2021	37.78	41.31	3.53	691.29
HCW-21	730.02	12/06/2021	ARP	ARP	ARP	ARP
HCW-21	730.02	12/13/2021	ARP	ARP	ARP	ARP
HCW-21	730.02	12/20/2021	ARP	ARP	ARP	ARP
HCW-21	730.02	12/28/2021	38.38	41.35	2.97	690.84
HCW-21	730.02	01/04/2022	ARP	ARP	ARP	ARP
HCW-21	730.02	01/10/2022	ARP	ARP	ARP	ARP
HCW-21	730.02	01/27/2022	36.87	38.64	1.77	692.67
HCW-21	730.02	02/24/2022	39.19	41.58	2.39	690.19
HCW-21	730.02	04/01/2022	40.43	41.60	1.17	689.27
HCW-21	730.02	04/28/2022	40.06	42.00	1.94	689.44
HCW-21	730.02	05/04/2022	ARP	ARP	ARP	ARP
HCW-21	730.02	05/25/2022	41.40	42.31	0.91	688.37
HCW-22						
HCW-22	731.67	01/19/2021	ND	36.66	0.00	695.01
HCW-22	731.67	01/25/2021	ND	36.78	0.00	694.89
HCW-22	731.67	02/01/2021	ND	36.78	0.00	694.89
HCW-22	731.67	02/08/2021	ND	37.08	0.00	694.59
HCW-22	731.67	02/16/2021	ND	37.25	0.00	694.42
HCW-22	731.67	02/22/2021	ND	37.28	0.00	694.39
HCW-22	731.67	03/04/2021	ND	37.01	0.00	694.66
HCW-22	731.67	03/08/2021	ND	37.48	0.00	694.19
HCW-22	731.67	03/15/2021	ND	37.66	0.00	694.01
HCW-22	731.67	03/22/2021	ND	37.51	0.00	694.16
HCW-22	731.67	04/01/2021	ND	37.28	0.00	694.39
HCW-22	731.67	04/12/2021	ND	36.75	0.00	694.92
HCW-22	731.67	04/19/2021	ND	36.83	0.00	694.84
HCW-22	731.67	04/29/2021	ND	36.71	0.00	694.96
HCW-22	731.67	05/03/2021	ND	37.13	0.00	694.54

Table 4
Summary of Recovery Well Gauging Data

Colonial Pipeline Company
2020-L1-SR2448
Huntersville, North Carolina

Well ID	Top Of Casing Elevation[1]	Date	Depth to Free Product (ft btoc)	Depth to Groundwater (ft btoc)	Free Product Thickness (ft)	Groundwater Elevation[2] (ft btoc)
HCW-22	731.67	05/10/2021	ND	37.14	0.00	694.53
HCW-22	731.67	05/18/2021	ND	37.01	0.00	694.66
HCW-22	731.67	05/26/2021	ND	36.86	0.00	694.81
HCW-22	731.67	05/31/2021	ND	37.02	0.00	694.65
HCW-22	731.67	06/07/2021	ND	36.98	0.00	694.69
HCW-22	731.67	06/14/2021	ND	37.03	0.00	694.64
HCW-22	731.67	06/21/2021	ND	37.02	0.00	694.65
HCW-22	731.67	07/01/2021	ND	37.38	0.00	694.29
HCW-22	731.67	07/06/2021	ND	37.71	0.00	693.96
HCW-22	731.67	07/14/2021	ND	37.62	0.00	694.05
HCW-22	731.67	07/28/2021	ND	38.12	0.00	693.55
HCW-22	731.67	08/02/2021	ND	38.78	0.00	692.89
HCW-22	731.67	08/16/2021	ND	38.93	0.00	692.74
HCW-22	731.67	08/26/2021	ND	38.67	0.00	693.00
HCW-22	731.67	08/30/2021	ND	39.39	0.00	692.28
HCW-22	731.67	09/14/2021	ND	39.67	0.00	692.00
HCW-22	731.67	09/23/2021	ND	39.28	0.00	692.39
HCW-22	731.67	10/06/2021	ND	40.15	0.00	691.52
HCW-22	731.67	10/12/2021	ND	40.23	0.00	691.44
HCW-22	731.67	10/18/2021	ND	40.39	0.00	691.28
HCW-22	731.67	10/27/2021	ND	40.05	0.00	691.62
HCW-22	731.67	11/01/2021	ND	40.36	0.00	691.31
HCW-22	731.67	11/15/2021	ND	40.71	0.00	690.96
HCW-22	731.67	11/22/2021	ND	40.78	0.00	690.89
HCW-22	731.67	11/30/2021	ND	40.61	0.00	691.06
HCW-22	731.67	12/06/2021	ND	40.84	0.00	690.83
HCW-22	731.67	12/13/2021	ND	41.20	0.00	690.47
HCW-22	731.67	12/20/2021	ND	41.29	0.00	690.38
HCW-22	731.67	12/28/2021	ND	40.89	0.00	690.78
HCW-22	731.67	01/04/2022	ND	41.51	0.00	690.16
HCW-22	731.67	01/10/2022	ND	41.50	0.00	690.17
HCW-22	731.67	01/27/2022	ND	41.30	0.00	690.37
HCW-22	731.67	01/31/2022	ND	41.42	0.00	690.25
HCW-22	731.67	02/09/2022	ND	41.45	0.00	690.22
HCW-22	731.67	02/14/2022	ND	41.72	0.00	689.95
HCW-22	731.67	02/24/2022	ND	41.62	0.00	690.05
HCW-22	731.67	02/28/2022	ND	42.14	0.00	689.53
HCW-22	731.67	03/07/2022	ND	42.35	0.00	689.32
HCW-22	731.67	03/14/2022	ND	42.24	0.00	689.43
HCW-22	731.67	03/22/2022	ND	42.67	0.00	689.00
HCW-22	731.67	04/01/2022	ND	42.45	0.00	689.22
HCW-22	731.67	04/11/2022	ND	43.00	0.00	688.67
HCW-22	731.67	04/19/2022	ND	43.16	0.00	688.51
HCW-22	731.67	04/28/2022	ND	43.02	0.00	688.65

Table 4
Summary of Recovery Well Gauging Data

Colonial Pipeline Company
2020-L1-SR2448
Huntersville, North Carolina

Well ID	Top Of Casing Elevation[1]	Date	Depth to Free Product (ft btoc)	Depth to Groundwater (ft btoc)	Free Product Thickness (ft)	Groundwater Elevation[2] (ft btoc)
HCW-22	731.67	05/04/2022	ND	43.29	0.00	688.38
HCW-22	731.67	05/11/2022	ND	40.17	0.00	691.50
HCW-22	731.67	05/18/2022	ND	43.45	0.00	688.22
HCW-22	731.67	05/25/2022	ND	43.23	0.00	688.44
HCW-22	731.67	06/01/2022	ND	43.43	0.00	688.24
HCW-22	731.67	06/08/2022	ND	43.52	0.00	688.15
HCW-22	731.67	06/13/2022	ND	43.38	0.00	688.29
HCW-23						
HCW-23	740.60	02/08/2021	ND	50.86	0.00	689.74
HCW-23	740.60	02/16/2021	ND	50.62	0.00	689.98
HCW-23	740.60	02/22/2021	ND	50.66	0.00	689.94
HCW-23	740.60	03/04/2021	ND	50.63	0.00	689.97
HCW-23	740.60	03/08/2021	ND	50.70	0.00	689.90
HCW-23	740.60	03/15/2021	ND	50.72	0.00	689.88
HCW-23	740.60	03/22/2021	ND	50.66	0.00	689.94
HCW-23	740.60	04/01/2021	ND	50.65	0.00	689.95
HCW-23	740.60	04/12/2021	ND	50.71	0.00	689.89
HCW-23	740.60	04/19/2021	ND	50.75	0.00	689.85
HCW-23	740.60	04/29/2021	ND	50.57	0.00	690.03
HCW-23	740.60	05/03/2021	ND	50.62	0.00	689.98
HCW-23	740.60	05/10/2021	ND	50.76	0.00	689.84
HCW-23	740.60	05/18/2021	ND	50.67	0.00	689.93
HCW-23	740.60	05/26/2021	ND	50.51	0.00	690.09
HCW-23	740.60	05/31/2021	ND	50.59	0.00	690.01
HCW-23	740.60	06/07/2021	ND	50.65	0.00	689.95
HCW-23	740.60	06/14/2021	ND	49.02	0.00	691.58
HCW-23	740.60	06/21/2021	ND	49.14	0.00	691.46
HCW-23	740.60	07/01/2021	ND	50.65	0.00	689.95
HCW-23	740.60	07/06/2021	ND	50.79	0.00	689.81
HCW-23	740.60	07/14/2021	ND	50.84	0.00	689.76
HCW-23	740.60	07/28/2021	ND	51.00	0.00	689.60
HCW-23	740.60	08/02/2021	ND	51.30	0.00	689.30
HCW-23	740.60	08/16/2021	ND	51.40	0.00	689.20
HCW-23	740.60	08/26/2021	ND	51.53	0.00	689.07
HCW-23	740.60	08/30/2021	ND	51.87	0.00	688.73
HCW-23	740.60	09/14/2021	ND	52.18	0.00	688.42
HCW-23	740.60	09/23/2021	ND	52.21	0.00	688.39
HCW-23	740.60	10/06/2021	ND	52.71	0.00	687.89
HCW-23	740.60	10/12/2021	ND	52.74	0.00	687.86
HCW-23	740.60	10/18/2021	ND	52.90	0.00	687.70
HCW-23	740.60	10/27/2021	ND	52.92	0.00	687.68
HCW-23	740.60	11/01/2021	ND	53.13	0.00	687.47
HCW-23	740.60	11/15/2021	ND	53.54	0.00	687.06
HCW-23	740.60	11/22/2021	ND	53.70	0.00	686.90

Table 4
Summary of Recovery Well Gauging Data

Colonial Pipeline Company
2020-L1-SR2448
Huntersville, North Carolina

Well ID	Top Of Casing Elevation[1]	Date	Depth to Free Product (ft btoc)	Depth to Groundwater (ft btoc)	Free Product Thickness (ft)	Groundwater Elevation[2] (ft btoc)
HCW-23	740.60	11/30/2021	ND	53.81	0.00	686.79
HCW-23	740.60	12/06/2021	ND	53.87	0.00	686.73
HCW-23	740.60	12/13/2021	ND	54.20	0.00	686.40
HCW-23	740.60	12/20/2021	ND	54.36	0.00	686.24
HCW-23	740.60	12/28/2021	ND	54.33	0.00	686.27
HCW-23	740.60	01/04/2022	ND	54.82	0.00	685.78
HCW-23	740.60	01/10/2022	ND	54.69	0.00	685.91
HCW-23	740.60	01/27/2022	ND	54.87	0.00	685.73
HCW-23	740.60	01/31/2022	ND	55.05	0.00	685.55
HCW-23	740.60	02/09/2022	ND	55.44	0.00	685.16
HCW-23	740.60	02/14/2022	ND	55.61	0.00	684.99
HCW-23	740.60	02/24/2022	ND	55.60	0.00	685.00
HCW-23	740.60	02/28/2022	ND	55.68	0.00	684.92
HCW-23	740.60	03/07/2022	ND	55.77	0.00	684.83
HCW-23	740.60	03/14/2022	ND	55.89	0.00	684.71
HCW-23	740.60	03/22/2022	ND	56.09	0.00	684.51
HCW-23	740.60	04/01/2022	ND	56.03	0.00	684.57
HCW-23	740.60	04/11/2022	ND	56.31	0.00	684.29
HCW-23	740.60	04/19/2022	ND	56.42	0.00	684.18
HCW-23	740.60	04/28/2022	ND	56.40	0.00	684.20
HCW-23	740.60	05/04/2022	ND	56.51	0.00	684.09
HCW-23	740.60	05/11/2022	ND	56.61	0.00	683.99
HCW-23	740.60	05/18/2022	ND	56.61	0.00	683.99
HCW-23	740.60	05/25/2022	ND	56.66	0.00	683.94
HCW-23	740.60	06/01/2022	ND	56.84	0.00	683.76
HCW-23	740.60	06/08/2022	ND	59.96	0.00	680.64
HCW-23	740.60	06/13/2022	ND	56.96	0.00	683.64
HCW-24						
HCW-24	741.73	02/08/2021	ND	49.37	0.00	692.36
HCW-24	741.73	02/16/2021	ND	49.15	0.00	692.58
HCW-24	741.73	02/22/2021	ND	49.13	0.00	692.60
HCW-24	741.73	03/04/2021	ND	49.15	0.00	692.58
HCW-24	741.73	03/08/2021	ND	49.21	0.00	692.52
HCW-24	741.73	03/15/2021	ND	49.23	0.00	692.50
HCW-24	741.73	03/22/2021	ND	49.16	0.00	692.57
HCW-24	741.73	04/01/2021	ND	49.18	0.00	692.55
HCW-24	741.73	04/12/2021	ND	49.18	0.00	692.55
HCW-24	741.73	04/19/2021	ND	49.21	0.00	692.52
HCW-24	741.73	04/29/2021	ND	49.11	0.00	692.62
HCW-24	741.73	05/03/2021	ND	49.09	0.00	692.64
HCW-24	741.73	05/10/2021	ND	49.15	0.00	692.58
HCW-24	741.73	05/18/2021	ND	49.14	0.00	692.59
HCW-24	741.73	05/26/2021	ND	49.61	0.00	692.12
HCW-24	741.73	05/31/2021	ND	49.06	0.00	692.67

Table 4
Summary of Recovery Well Gauging Data

Colonial Pipeline Company
2020-L1-SR2448
Huntersville, North Carolina

Well ID	Top Of Casing Elevation[1]	Date	Depth to Free Product (ft btoc)	Depth to Groundwater (ft btoc)	Free Product Thickness (ft)	Groundwater Elevation[2] (ft btoc)
HCW-24	741.73	06/07/2021	ND	49.07	0.00	692.66
HCW-24	741.73	06/14/2021	ND	49.02	0.00	692.71
HCW-24	741.73	06/21/2021	ND	50.68	0.00	691.05
HCW-24	741.73	07/01/2021	ND	50.93	0.00	690.80
HCW-24	741.73	07/06/2021	ND	49.28	0.00	692.45
HCW-24	741.73	07/14/2021	ND	49.33	0.00	692.40
HCW-24	741.73	07/28/2021	ND	49.49	0.00	692.24
HCW-24	741.73	08/02/2021	ND	49.75	0.00	691.98
HCW-24	741.73	08/16/2021	ND	49.84	0.00	691.89
HCW-24	741.73	08/26/2021	ND	50.02	0.00	691.71
HCW-24	741.73	08/30/2021	ND	50.29	0.00	691.44
HCW-24	741.73	09/14/2021	ND	50.61	0.00	691.12
HCW-24	741.73	09/23/2021	ND	50.70	0.00	691.03
HCW-24	741.73	10/06/2021	ND	51.13	0.00	690.60
HCW-24	741.73	10/12/2021	ND	51.26	0.00	690.47
HCW-24	741.73	10/18/2021	ND	51.34	0.00	690.39
HCW-24	741.73	10/27/2021	ND	51.37	0.00	690.36
HCW-24	741.73	11/01/2021	ND	51.57	0.00	690.16
HCW-24	741.73	11/15/2021	ND	51.98	0.00	689.75
HCW-24	741.73	11/22/2021	ND	52.10	0.00	689.63
HCW-24	741.73	11/30/2021	ND	52.21	0.00	689.52
HCW-24	741.73	12/06/2021	ND	52.30	0.00	689.43
HCW-24	741.73	12/13/2021	ND	52.63	0.00	689.10
HCW-24	741.73	12/20/2021	ND	52.79	0.00	688.94
HCW-24	741.73	12/28/2021	ND	52.82	0.00	688.91
HCW-24	741.73	01/04/2022	ND	53.20	0.00	688.53
HCW-24	741.73	01/10/2022	ND	53.15	0.00	688.58
HCW-24	741.73	01/27/2022	ND	53.35	0.00	688.38
HCW-24	741.73	01/31/2022	ND	53.48	0.00	688.25
HCW-24	741.73	02/09/2022	ND	53.82	0.00	687.91
HCW-24	741.73	02/14/2022	ND	54.02	0.00	687.71
HCW-24	741.73	02/24/2022	ND	54.05	0.00	687.68
HCW-24	741.73	02/28/2022	ND	54.15	0.00	687.58
HCW-24	741.73	03/07/2022	ND	54.22	0.00	687.51
HCW-24	741.73	03/14/2022	ND	54.34	0.00	687.39
HCW-24	741.73	03/22/2022	ND	54.56	0.00	687.17
HCW-24	741.73	04/01/2022	ND	54.48	0.00	687.25
HCW-24	741.73	04/11/2022	ND	54.72	0.00	687.01
HCW-24	741.73	04/19/2022	ND	55.85	0.00	685.88
HCW-24	741.73	04/28/2022	ND	54.87	0.00	686.86
HCW-24	741.73	05/04/2022	ND	54.96	0.00	686.77
HCW-24	741.73	05/11/2022	ND	55.08	0.00	686.65
HCW-24	741.73	05/18/2022	ND	55.02	0.00	686.71
HCW-24	741.73	05/25/2022	ND	55.12	0.00	686.61

Table 4
Summary of Recovery Well Gauging Data

Colonial Pipeline Company
2020-L1-SR2448
Huntersville, North Carolina

Well ID	Top Of Casing Elevation[1]	Date	Depth to Free Product (ft btoc)	Depth to Groundwater (ft btoc)	Free Product Thickness (ft)	Groundwater Elevation[2] (ft btoc)
HCW-24	741.73	06/01/2022	ND	55.31	0.00	686.42
HCW-24	741.73	06/08/2022	ND	55.40	0.00	686.33
HCW-24	741.73	06/13/2022	ND	55.49	0.00	686.24
HCW-25						
HCW-25	729.91	02/16/2021	32.79	33.94	1.15	696.81
HCW-25	729.91	02/22/2021	32.13	35.65	3.52	696.84
HCW-25	729.91	03/04/2021	35.15	37.47	2.32	694.14
HCW-25	729.91	03/08/2021	31.69	37.51	5.82	696.66
HCW-25	729.91	03/15/2021	31.69	37.42	5.73	696.68
HCW-25	729.91	03/22/2021	31.65	37.25	5.60	696.76
HCW-25	729.91	04/01/2021	31.62	37.18	5.56	696.80
HCW-25	729.91	04/12/2021	31.58	37.02	5.44	696.87
HCW-25	729.91	04/19/2021	31.53	36.91	5.38	696.94
HCW-25	729.91	04/29/2021	31.67	36.19	4.52	697.03
HCW-25	729.91	05/03/2021	31.74	36.06	4.32	697.01
HCW-25	729.91	05/10/2021	ARP	ARP	ARP	ARP
HCW-25	729.91	05/26/2021	33.23	35.83	2.60	695.98
HCW-25	730.41	06/09/2021	33.66	35.95	2.29	696.14
HCW-25	730.41	07/01/2021	34.22	36.37	2.15	695.62
HCW-25	730.41	07/14/2021	34.54	36.60	2.06	695.32
HCW-25	730.41	07/28/2021	34.76	36.87	2.11	695.09
HCW-25	730.41	08/26/2021	35.48	37.08	1.60	694.51
HCW-25	730.41	09/16/2021	36.13	37.04	0.91	694.04
HCW-25	730.41	09/23/2021	36.29	37.11	0.82	693.90
HCW-25	730.41	10/12/2021	ARP	ARP	ARP	ARP
HCW-25	730.41	10/27/2021	37.19	37.72	0.53	693.08
HCW-25	730.41	11/30/2021	37.84	38.35	0.51	692.44
HCW-25	730.41	12/06/2021	ARP	ARP	ARP	ARP
HCW-25	730.41	12/13/2021	ARP	ARP	ARP	ARP
HCW-25	730.41	12/20/2021	ARP	ARP	ARP	ARP
HCW-25	730.41	12/28/2021	38.22	39.37	1.15	691.89
HCW-25	730.41	01/04/2022	ARP	ARP	ARP	ARP
HCW-25	730.41	01/10/2022	ARP	ARP	ARP	ARP
HCW-25	730.41	01/27/2022	38.48	40.20	1.72	691.47
HCW-25	730.41	02/24/2022	38.91	40.25	1.34	691.14
HCW-25	730.41	04/01/2022	39.43	40.34	0.91	690.74
HCW-25	730.41	04/28/2022	39.57	40.33	0.76	690.64
HCW-25	730.41	05/04/2022	ARP	ARP	ARP	ARP
HCW-25	730.41	05/25/2022	39.75	40.40	0.65	690.49
HCW-26						
HCW-26	730.52	02/16/2021	ND	34.17	0.00	696.35
HCW-26	730.52	02/22/2021	ND	34.21	0.00	696.31
HCW-26	730.52	03/04/2021	ND	34.13	0.00	696.39
HCW-26	730.52	03/08/2021	ND	34.30	0.00	696.22

Table 4
Summary of Recovery Well Gauging Data

Colonial Pipeline Company
2020-L1-SR2448
Huntersville, North Carolina

Well ID	Top Of Casing Elevation[1]	Date	Depth to Free Product (ft btoc)	Depth to Groundwater (ft btoc)	Free Product Thickness (ft)	Groundwater Elevation[2] (ft btoc)
HCW-26	730.52	03/15/2021	ND	34.35	0.00	696.17
HCW-26	730.52	04/01/2021	ND	34.30	0.00	696.22
HCW-26	730.52	04/12/2021	ND	34.04	0.00	696.48
HCW-26	730.52	04/19/2021	ND	34.01	0.00	696.51
HCW-26	730.52	04/29/2021	ND	33.98	0.00	696.54
HCW-26	730.52	05/03/2021	ND	33.96	0.00	696.56
HCW-26	730.52	05/10/2021	ND	34.24	0.00	696.28
HCW-26	730.52	05/18/2021	ND	34.46	0.00	696.06
HCW-26	730.52	05/26/2021	ND	34.42	0.00	696.10
HCW-26	730.52	05/31/2021	ND	34.63	0.00	695.89
HCW-26	730.52	06/07/2021	ND	34.76	0.00	695.76
HCW-26	730.52	06/14/2021	ND	34.86	0.00	695.66
HCW-26	730.52	06/21/2021	ND	35.02	0.00	695.50
HCW-26	730.52	07/01/2021	ND	35.11	0.00	695.41
HCW-26	730.52	07/06/2021	ND	35.43	0.00	695.09
HCW-26	730.52	07/14/2021	ND	35.44	0.00	695.08
HCW-26	730.52	07/28/2021	ND	35.69	0.00	694.83
HCW-26	730.52	08/02/2021	ND	35.98	0.00	694.54
HCW-26	730.52	08/16/2021	ND	36.12	0.00	694.40
HCW-26	730.52	08/26/2021	ND	36.22	0.00	694.30
HCW-26	730.52	08/30/2021	ND	36.38	0.00	694.14
HCW-26	730.52	09/14/2021	ND	36.69	0.00	693.83
HCW-26	730.52	09/23/2021	ND	36.79	0.00	693.73
HCW-26	730.52	10/06/2021	ND	37.21	0.00	693.31
HCW-26	730.52	10/12/2021	ND	37.33	0.00	693.19
HCW-26	730.52	10/18/2021	ND	37.42	0.00	693.10
HCW-26	730.52	10/27/2021	ND	37.60	0.00	692.92
HCW-26	730.52	11/01/2021	ND	37.75	0.00	692.77
HCW-26	730.52	11/15/2021	ND	38.07	0.00	692.45
HCW-26	730.52	11/22/2021	ND	38.13	0.00	692.39
HCW-26	730.52	11/30/2021	ND	38.28	0.00	692.24
HCW-26	730.52	12/06/2021	ND	38.31	0.00	692.21
HCW-26	730.52	12/13/2021	ND	38.08	0.00	692.44
HCW-26	730.52	12/20/2021	ND	38.80	0.00	691.72
HCW-26	730.52	12/28/2021	ND	38.74	0.00	691.78
HCW-26	730.52	01/04/2022	ND	39.11	0.00	691.41
HCW-26	730.52	01/10/2022	ND	39.09	0.00	691.43
HCW-26	730.52	01/27/2022	ND	39.08	0.00	691.44
HCW-26	730.52	01/31/2022	ND	39.17	0.00	691.35
HCW-26	730.52	02/09/2022	ND	39.34	0.00	691.18
HCW-26	730.52	02/14/2022	ND	39.50	0.00	691.02
HCW-26	730.52	02/24/2022	ND	39.51	0.00	691.01
HCW-26	730.52	02/28/2022	ND	39.69	0.00	690.83
HCW-26	730.52	03/07/2022	ND	39.73	0.00	690.79

Table 4
Summary of Recovery Well Gauging Data

Colonial Pipeline Company
2020-L1-SR2448
Huntersville, North Carolina

Well ID	Top Of Casing Elevation[1]	Date	Depth to Free Product (ft btoc)	Depth to Groundwater (ft btoc)	Free Product Thickness (ft)	Groundwater Elevation[2] (ft btoc)
HCW-26	730.52	03/14/2022	ND	39.84	0.00	690.68
HCW-26	730.52	03/22/2022	ND	39.98	0.00	690.54
HCW-26	730.52	04/01/2022	ND	39.97	0.00	690.55
HCW-26	730.52	04/11/2022	ND	40.10	0.00	690.42
HCW-26	730.52	04/19/2022	ND	40.18	0.00	690.34
HCW-26	730.52	04/28/2022	ND	40.14	0.00	690.38
HCW-26	730.52	05/04/2022	ND	40.13	0.00	690.39
HCW-26	730.52	05/11/2022	ND	40.17	0.00	690.35
HCW-26	730.52	05/18/2022	ND	40.18	0.00	690.34
HCW-26	730.52	05/25/2022	ND	40.17	0.00	690.35
HCW-26	730.52	06/01/2022	ND	40.19	0.00	690.33
HCW-26	730.52	06/08/2022	ND	40.25	0.00	690.27
HCW-26	730.52	06/13/2022	ND	40.29	0.00	690.23
HCW-27						
HCW-27	729.91	02/16/2021	ND	33.94	0.00	695.97
HCW-27	729.91	02/22/2021	ND	34.10	0.00	695.81
HCW-27	729.91	03/04/2021	ND	34.14	0.00	695.77
HCW-27	729.91	03/08/2021	ND	34.28	0.00	695.63
HCW-27	729.91	03/15/2021	ND	34.38	0.00	695.53
HCW-27	729.91	03/22/2021	ND	34.31	0.00	695.60
HCW-27	729.91	04/01/2021	ND	34.31	0.00	695.60
HCW-27	729.91	04/12/2021	ND	34.15	0.00	695.76
HCW-27	729.91	04/19/2021	ND	34.13	0.00	695.78
HCW-27	729.91	04/29/2021	ND	34.04	0.00	695.87
HCW-27	729.91	05/03/2021	ND	34.11	0.00	695.80
HCW-27	729.91	05/10/2021	ND	35.25	0.00	694.66
HCW-27	729.91	05/18/2021	ND	34.35	0.00	695.56
HCW-27	729.91	05/26/2021	ND	34.30	0.00	695.61
HCW-27	729.91	05/31/2021	ND	34.42	0.00	695.49
HCW-27	729.91	06/07/2021	ND	34.48	0.00	695.43
HCW-27	729.91	06/14/2021	ND	34.53	0.00	695.38
HCW-27	729.91	06/21/2021	ND	34.59	0.00	695.32
HCW-27	729.91	07/01/2021	ND	34.77	0.00	695.14
HCW-27	729.91	07/06/2021	ND	39.94	0.00	689.97
HCW-27	729.91	07/14/2021	ND	35.03	0.00	694.88
HCW-27	729.91	07/28/2021	ND	35.30	0.00	694.61
HCW-27	729.91	08/02/2021	ND	35.51	0.00	694.40
HCW-27	729.91	08/16/2021	ND	35.73	0.00	694.18
HCW-27	729.91	08/26/2021	ND	35.87	0.00	694.04
HCW-27	729.91	08/30/2021	ND	35.97	0.00	693.94
HCW-27	729.91	09/14/2021	ND	36.33	0.00	693.58
HCW-27	729.91	09/23/2021	ND	36.43	0.00	693.48
HCW-27	729.91	10/06/2021	ND	36.73	0.00	693.18
HCW-27	729.91	10/12/2021	ND	36.89	0.00	693.02

Table 4
Summary of Recovery Well Gauging Data

Colonial Pipeline Company
2020-L1-SR2448
Huntersville, North Carolina

Well ID	Top Of Casing Elevation[1]	Date	Depth to Free Product (ft btoc)	Depth to Groundwater (ft btoc)	Free Product Thickness (ft)	Groundwater Elevation[2] (ft btoc)
HCW-27	729.91	10/18/2021	Dry	Dry	Dry	Dry
HCW-27	729.91	10/27/2021	ND	37.15	0.00	692.76
HCW-27	729.91	11/01/2021	ND	37.18	0.00	692.73
HCW-27	729.91	11/15/2021	ND	37.42	0.00	692.49
HCW-27	729.91	11/22/2021	ND	37.50	0.00	692.41
HCW-27	729.91	11/30/2021	ND	37.56	0.00	692.35
HCW-27	729.91	12/06/2021	Dry	Dry	Dry	Dry
HCW-27	729.91	12/13/2021	ND	37.70	0.00	692.21
HCW-27	729.91	12/20/2021	Dry	Dry	Dry	Dry
HCW-27	729.91	12/28/2021	ND	37.83	0.00	692.08
HCW-27	729.91	01/04/2022	ND	37.88	0.00	692.03
HCW-27	729.91	01/10/2022	Dry	Dry	Dry	Dry
HCW-27	729.91	01/27/2022	Dry	Dry	Dry	Dry
HCW-27	729.91	01/31/2022	Dry	Dry	Dry	Dry
HCW-27	729.91	02/09/2022	Dry	Dry	Dry	Dry
HCW-27	729.91	02/14/2022	Dry	Dry	Dry	Dry
HCW-27	729.91	02/24/2022	ND	38.00	0.00	691.91
HCW-27	729.91	02/28/2022	Dry	Dry	Dry	Dry
HCW-27	729.91	03/07/2022	Dry	Dry	Dry	Dry
HCW-27	729.91	03/14/2022	Dry	Dry	Dry	Dry
HCW-27	729.91	03/22/2022	Dry	Dry	Dry	Dry
HCW-27	729.91	04/01/2022	Dry	Dry	Dry	Dry
HCW-27	729.91	04/11/2022	Dry	Dry	Dry	Dry
HCW-27	729.91	04/19/2022	Dry	Dry	Dry	Dry
HCW-27	729.91	04/28/2022	Dry	Dry	Dry	Dry
HCW-27	729.91	05/04/2022	Dry	Dry	Dry	Dry
HCW-27	729.91	05/11/2022	Dry	Dry	Dry	Dry
HCW-27	729.91	05/18/2022	Dry	Dry	Dry	Dry
HCW-27	729.91	05/25/2022	Dry	Dry	Dry	Dry
HCW-27	729.91	06/01/2022	Dry	Dry	Dry	Dry
HCW-27	729.91	06/08/2022	Dry	Dry	Dry	Dry
HCW-27	729.91	06/13/2022	Dry	Dry	Dry	Dry
NHCW-01						
NHCW-01	718.93	02/16/2021	ND	29.89	0.00	689.04
NHCW-01	718.93	02/22/2021	ND	29.80	0.00	689.13
NHCW-01	718.93	03/04/2021	ND	29.95	0.00	688.98
NHCW-01	718.93	03/08/2021	ND	29.73	0.00	689.20
NHCW-01	718.93	03/15/2021	ND	29.74	0.00	689.19
NHCW-01	718.93	03/22/2021	ND	29.66	0.00	689.27
NHCW-01	718.93	04/01/2021	ND	29.38	0.00	689.55
NHCW-01	718.93	04/12/2021	ND	29.36	0.00	689.57
NHCW-01	718.93	04/19/2021	ND	29.38	0.00	689.55
NHCW-01	718.93	04/29/2021	ND	29.14	0.00	689.79
NHCW-01	718.93	05/03/2021	ND	29.25	0.00	689.68

Table 4
Summary of Recovery Well Gauging Data

Colonial Pipeline Company
2020-L1-SR2448
Huntersville, North Carolina

Well ID	Top Of Casing Elevation[1]	Date	Depth to Free Product (ft btoc)	Depth to Groundwater (ft btoc)	Free Product Thickness (ft)	Groundwater Elevation[2] (ft btoc)
NHCW-01	718.93	05/10/2021	ND	29.95	0.00	688.98
NHCW-01	718.93	05/18/2021	ND	29.19	0.00	689.74
NHCW-01	718.93	05/26/2021	ND	29.11	0.00	689.82
NHCW-01	718.93	05/31/2021	ND	29.40	0.00	689.53
NHCW-01	718.93	06/07/2021	ND	29.45	0.00	689.48
NHCW-01	718.93	06/14/2021	ND	29.49	0.00	689.44
NHCW-01	718.93	06/21/2021	ND	29.74	0.00	689.19
NHCW-01	718.93	07/01/2021	ND	29.67	0.00	689.26
NHCW-01	718.93	07/06/2021	ND	30.12	0.00	688.81
NHCW-01	718.93	07/14/2021	ND	30.05	0.00	688.88
NHCW-01	718.93	07/28/2021	ND	30.51	0.00	688.42
NHCW-01	718.93	08/02/2021	ND	31.01	0.00	687.92
NHCW-01	718.93	08/16/2021	ND	31.30	0.00	687.63
NHCW-01	718.93	08/26/2021	ND	31.30	0.00	687.63
NHCW-01	718.93	08/30/2021	ND	31.60	0.00	687.33
NHCW-01	718.93	09/14/2021	ND	32.38	0.00	686.55
NHCW-01	718.93	09/23/2021	ND	32.22	0.00	686.71
NHCW-01	718.93	10/06/2021	ND	32.80	0.00	686.13
NHCW-01	718.93	10/12/2021	ND	32.90	0.00	686.03
NHCW-01	718.93	10/18/2021	ND	33.09	0.00	685.84
NHCW-01	718.93	10/27/2021	ND	33.01	0.00	685.92
NHCW-01	718.93	11/01/2021	ND	33.17	0.00	685.76
NHCW-01	718.93	11/15/2021	ND	33.50	0.00	685.43
NHCW-01	718.93	11/22/2021	ND	33.65	0.00	685.28
NHCW-01	718.93	11/30/2021	ND	33.82	0.00	685.11
NHCW-01	718.93	12/06/2021	ND	33.97	0.00	684.96
NHCW-01	718.93	12/13/2021	ND	34.21	0.00	684.72
NHCW-01	718.93	12/20/2021	ND	34.58	0.00	684.35
NHCW-01	718.93	12/28/2021	ND	34.51	0.00	684.42
NHCW-01	718.93	01/04/2022	ND	35.01	0.00	683.92
NHCW-01	718.93	01/10/2022	ND	35.19	0.00	683.74
NHCW-01	718.93	01/27/2022	ND	35.42	0.00	683.51
NHCW-01	718.93	01/31/2022	ND	35.58	0.00	683.35
NHCW-01	718.93	02/09/2022	ND	35.94	0.00	682.99
NHCW-01	718.93	02/14/2022	ND	36.25	0.00	682.68
NHCW-01	718.93	02/24/2022	ND	36.51	0.00	682.42
NHCW-01	718.93	02/28/2022	ND	36.70	0.00	682.23
NHCW-01	718.93	03/07/2022	ND	36.90	0.00	682.03
NHCW-01	718.93	03/14/2022	ND	36.98	0.00	681.95
NHCW-01	718.93	03/22/2022	ND	37.54	0.00	681.39
NHCW-01	718.93	04/01/2022	ND	37.42	0.00	681.51
NHCW-01	718.93	04/11/2022	ND	38.11	0.00	680.82
NHCW-01	718.93	04/19/2022	ND	38.30	0.00	680.63
NHCW-01	718.93	04/28/2022	ND	38.12	0.00	680.81

Table 4
Summary of Recovery Well Gauging Data

Colonial Pipeline Company
2020-L1-SR2448
Huntersville, North Carolina

Well ID	Top Of Casing Elevation[1]	Date	Depth to Free Product (ft btoc)	Depth to Groundwater (ft btoc)	Free Product Thickness (ft)	Groundwater Elevation[2] (ft btoc)
NHCW-01	718.93	05/04/2022	ND	38.48	0.00	680.45
NHCW-01	718.93	05/11/2022	ND	38.60	0.00	680.33
NHCW-01	718.93	05/18/2022	ND	38.72	0.00	680.21
NHCW-01	718.93	05/25/2022	ND	38.49	0.00	680.44
NHCW-01	718.93	06/01/2022	ND	38.68	0.00	680.25
NHCW-01	718.93	06/08/2022	ND	38.96	0.00	679.97
NHCW-01	718.93	06/13/2022	ND	39.03	0.00	679.90
NHCW-02						
NHCW-02	719.11	02/16/2021	ND	30.05	0.00	689.06
NHCW-02	719.11	02/22/2021	ND	29.94	0.00	689.17
NHCW-02	719.11	03/04/2021	ND	29.78	0.00	689.33
NHCW-02	719.11	03/08/2021	ND	29.92	0.00	689.19
NHCW-02	719.11	03/15/2021	ND	29.88	0.00	689.23
NHCW-02	719.11	03/22/2021	ND	29.79	0.00	689.32
NHCW-02	719.11	04/01/2021	ND	29.54	0.00	689.57
NHCW-02	719.11	04/12/2021	ND	29.46	0.00	689.65
NHCW-02	719.11	04/19/2021	ND	29.48	0.00	689.63
NHCW-02	719.11	04/29/2021	ND	29.30	0.00	689.81
NHCW-02	719.11	05/03/2021	ND	29.34	0.00	689.77
NHCW-02	719.11	05/10/2021	ND	29.41	0.00	689.70
NHCW-02	719.11	05/18/2021	ND	29.35	0.00	689.76
NHCW-02	719.11	05/26/2021	ND	29.28	0.00	689.83
NHCW-02	719.11	05/31/2021	ND	29.55	0.00	689.56
NHCW-02	719.11	06/07/2021	ND	29.61	0.00	689.50
NHCW-02	719.11	06/14/2021	ND	29.68	0.00	689.43
NHCW-02	719.11	06/21/2021	ND	29.91	0.00	689.20
NHCW-02	719.11	07/01/2021	ND	29.89	0.00	689.22
NHCW-02	719.11	07/06/2021	ND	30.29	0.00	688.82
NHCW-02	719.11	07/14/2021	ND	30.27	0.00	688.84
NHCW-02	719.11	07/28/2021	ND	30.74	0.00	688.37
NHCW-02	719.11	08/02/2021	ND	31.20	0.00	687.91
NHCW-02	719.11	08/16/2021	ND	31.50	0.00	687.61
NHCW-02	719.11	08/26/2021	ND	31.56	0.00	687.55
NHCW-02	719.11	08/30/2021	ND	31.82	0.00	687.29
NHCW-02	719.11	09/14/2021	ND	32.52	0.00	686.59
NHCW-02	719.11	09/23/2021	ND	32.49	0.00	686.62
NHCW-02	719.11	10/06/2021	ND	33.04	0.00	686.07
NHCW-02	719.11	10/12/2021	ND	33.17	0.00	685.94
NHCW-02	719.11	10/18/2021	ND	33.35	0.00	685.76
NHCW-02	719.11	10/27/2021	ND	33.33	0.00	685.78
NHCW-02	719.11	11/01/2021	ND	33.48	0.00	685.63
NHCW-02	719.11	11/15/2021	ND	33.83	0.00	685.28
NHCW-02	719.11	11/22/2021	ND	33.95	0.00	685.16
NHCW-02	719.11	11/30/2021	ND	34.16	0.00	684.95

Table 4
Summary of Recovery Well Gauging Data

Colonial Pipeline Company
2020-L1-SR2448
Huntersville, North Carolina

Well ID	Top Of Casing Elevation[1]	Date	Depth to Free Product (ft btoc)	Depth to Groundwater (ft btoc)	Free Product Thickness (ft)	Groundwater Elevation[2] (ft btoc)
NHCW-02	719.11	12/06/2021	ND	34.30	0.00	684.81
NHCW-02	719.11	12/13/2021	ND	34.57	0.00	684.54
NHCW-02	719.11	12/20/2021	ND	34.88	0.00	684.23
NHCW-02	719.11	12/28/2021	ND	34.83	0.00	684.28
NHCW-02	719.11	01/04/2022	ND	35.33	0.00	683.78
NHCW-02	719.11	01/10/2022	ND	35.56	0.00	683.55
NHCW-02	719.11	01/27/2022	ND	35.78	0.00	683.33
NHCW-02	719.11	01/31/2022	ND	35.94	0.00	683.17
NHCW-02	719.11	02/09/2022	ND	36.29	0.00	682.82
NHCW-02	719.11	02/14/2022	ND	36.68	0.00	682.43
NHCW-02	719.11	02/24/2022	ND	36.89	0.00	682.22
NHCW-02	719.11	02/28/2022	ND	37.10	0.00	682.01
NHCW-02	719.11	03/07/2022	ND	37.23	0.00	681.88
NHCW-02	719.11	03/14/2022	ND	37.35	0.00	681.76
NHCW-02	719.11	03/22/2022	ND	37.92	0.00	681.19
NHCW-02	719.11	04/01/2022	ND	37.69	0.00	681.42
NHCW-02	719.11	04/11/2022	ND	38.41	0.00	680.70
NHCW-02	719.11	04/19/2022	ND	38.61	0.00	680.50
NHCW-02	719.11	04/28/2022	ND	38.48	0.00	680.63
NHCW-02	719.11	05/04/2022	ND	38.79	0.00	680.32
NHCW-02	719.11	05/11/2022	ND	38.94	0.00	680.17
NHCW-02	719.11	05/18/2022	ND	39.03	0.00	680.08
NHCW-02	719.11	05/25/2022	ND	38.87	0.00	680.24
NHCW-02	719.11	06/01/2022	ND	39.03	0.00	680.08
NHCW-02	719.11	06/08/2022	ND	39.32	0.00	679.79
NHCW-02	719.11	06/13/2022	ND	39.42	0.00	679.69
NHCW-03						
NHCW-03	717.56	02/16/2021	ND	28.57	0.00	688.99
NHCW-03	717.56	02/22/2021	ND	28.47	0.00	689.09
NHCW-03	717.56	03/04/2021	ND	28.31	0.00	689.25
NHCW-03	717.56	03/08/2021	ND	28.41	0.00	689.15
NHCW-03	717.56	03/15/2021	ND	28.32	0.00	689.24
NHCW-03	717.56	03/22/2021	ND	28.25	0.00	689.31
NHCW-03	717.56	04/01/2021	ND	28.06	0.00	689.50
NHCW-03	717.56	04/12/2021	ND	27.87	0.00	689.69
NHCW-03	717.56	04/19/2021	ND	27.87	0.00	689.69
NHCW-03	717.56	04/29/2021	ND	27.80	0.00	689.76
NHCW-03	717.56	05/03/2021	ND	27.81	0.00	689.75
NHCW-03	717.56	05/10/2021	ND	28.91	0.00	688.65
NHCW-03	717.56	05/18/2021	ND	27.91	0.00	689.65
NHCW-03	717.56	05/26/2021	ND	27.89	0.00	689.67
NHCW-03	717.56	05/31/2021	ND	28.07	0.00	689.49
NHCW-03	717.56	06/07/2021	ND	28.17	0.00	689.39
NHCW-03	717.56	06/14/2021	ND	28.24	0.00	689.32

Table 4
Summary of Recovery Well Gauging Data

Colonial Pipeline Company
2020-L1-SR2448
Huntersville, North Carolina

Well ID	Top Of Casing Elevation[1]	Date	Depth to Free Product (ft btoc)	Depth to Groundwater (ft btoc)	Free Product Thickness (ft)	Groundwater Elevation[2] (ft btoc)
NHCW-03	717.56	06/21/2021	ND	28.45	0.00	689.11
NHCW-03	717.56	07/01/2021	ND	28.84	0.00	688.72
NHCW-03	717.56	07/06/2021	ND	28.81	0.00	688.75
NHCW-03	717.56	07/14/2021	ND	28.91	0.00	688.65
NHCW-03	717.56	07/28/2021	ND	29.40	0.00	688.16
NHCW-03	717.56	08/02/2021	ND	29.82	0.00	687.74
NHCW-03	717.56	08/16/2021	ND	30.14	0.00	687.42
NHCW-03	717.56	08/26/2021	ND	30.33	0.00	687.23
NHCW-03	717.56	08/30/2021	ND	30.51	0.00	687.05
NHCW-03	717.56	09/14/2021	ND	31.13	0.00	686.43
NHCW-03	717.56	09/23/2021	ND	31.31	0.00	686.25
NHCW-03	717.56	10/06/2021	ND	31.88	0.00	685.68
NHCW-03	717.56	10/12/2021	ND	32.02	0.00	685.54
NHCW-03	717.56	10/18/2021	ND	32.21	0.00	685.35
NHCW-03	717.56	10/27/2021	ND	32.24	0.00	685.32
NHCW-03	717.56	11/01/2021	ND	32.39	0.00	685.17
NHCW-03	717.56	11/15/2021	ND	32.82	0.00	684.74
NHCW-03	717.56	11/22/2021	ND	32.93	0.00	684.63
NHCW-03	717.56	11/30/2021	ND	33.19	0.00	684.37
NHCW-03	717.56	12/06/2021	ND	33.32	0.00	684.24
NHCW-03	717.56	12/13/2021	ND	33.61	0.00	683.95
NHCW-03	717.56	12/20/2021	ND	33.89	0.00	683.67
NHCW-03	717.56	12/28/2021	ND	33.94	0.00	683.62
NHCW-03	717.56	01/04/2022	ND	34.38	0.00	683.18
NHCW-03	717.56	01/10/2022	ND	34.74	0.00	682.82
NHCW-03	717.56	01/27/2022	ND	34.92	0.00	682.64
NHCW-03	717.56	01/31/2022	ND	35.11	0.00	682.45
NHCW-03	717.56	02/09/2022	ND	35.50	0.00	682.06
NHCW-03	717.56	02/14/2022	ND	35.87	0.00	681.69
NHCW-03	717.56	02/24/2022	ND	36.11	0.00	681.45
NHCW-03	717.56	02/28/2022	ND	36.38	0.00	681.18
NHCW-03	717.56	03/07/2022	ND	36.63	0.00	680.93
NHCW-03	717.56	03/14/2022	ND	36.58	0.00	680.98
NHCW-03	717.56	03/22/2022	ND	37.11	0.00	680.45
NHCW-03	717.56	04/01/2022	ND	36.98	0.00	680.58
NHCW-03	717.56	04/11/2022	ND	37.56	0.00	680.00
NHCW-03	717.56	04/19/2022	ND	37.82	0.00	679.74
NHCW-03	717.56	04/28/2022	ND	37.71	0.00	679.85
NHCW-03	717.56	05/04/2022	ND	38.02	0.00	679.54
NHCW-03	717.56	05/11/2022	ND	38.18	0.00	679.38
NHCW-03	717.56	05/18/2022	ND	38.29	0.00	679.27
NHCW-03	717.56	05/25/2022	ND	38.10	0.00	679.46

Table 4
Summary of Recovery Well Gauging Data

Colonial Pipeline Company
2020-L1-SR2448
Huntersville, North Carolina

Well ID	Top Of Casing Elevation[1]	Date	Depth to Free Product (ft btoc)	Depth to Groundwater (ft btoc)	Free Product Thickness (ft)	Groundwater Elevation[2] (ft btoc)
NHCW-03	717.56	06/01/2022	ND	38.30	0.00	679.26
NHCW-03	717.56	06/08/2022	ND	38.50	0.00	679.06
NHCW-03	717.56	06/13/2022	ND	38.61	0.00	678.95
NHCW-04						
NHCW-04	716.18	02/16/2021	ND	22.23	0.00	693.95
NHCW-04	716.18	02/22/2021	ND	27.11	0.00	689.07
NHCW-04	716.18	03/04/2021	ND	26.95	0.00	689.23
NHCW-04	716.18	03/08/2021	ND	27.02	0.00	689.16
NHCW-04	716.18	03/15/2021	ND	26.95	0.00	689.23
NHCW-04	716.18	03/22/2021	ND	26.90	0.00	689.28
NHCW-04	716.18	04/01/2021	ND	26.70	0.00	689.48
NHCW-04	716.18	04/12/2021	ND	26.47	0.00	689.71
NHCW-04	716.18	04/19/2021	ND	26.48	0.00	689.70
NHCW-04	716.18	04/29/2021	ND	26.44	0.00	689.74
NHCW-04	716.18	05/03/2021	ND	26.40	0.00	689.78
NHCW-04	716.18	05/10/2021	ND	27.53	0.00	688.65
NHCW-04	716.18	05/18/2021	ND	26.57	0.00	689.61
NHCW-04	716.18	05/26/2021	ND	26.57	0.00	689.61
NHCW-04	716.18	05/31/2021	ND	26.76	0.00	689.42
NHCW-04	716.18	06/07/2021	ND	26.85	0.00	689.33
NHCW-04	716.18	06/14/2021	ND	26.92	0.00	689.26
NHCW-04	716.18	06/21/2021	ND	27.14	0.00	689.04
NHCW-04	716.18	07/01/2021	ND	27.25	0.00	688.93
NHCW-04	716.18	07/06/2021	ND	27.49	0.00	688.69
NHCW-04	716.18	07/14/2021	ND	27.60	0.00	688.58
NHCW-04	716.18	07/28/2021	ND	28.14	0.00	688.04
NHCW-04	716.18	08/02/2021	ND	28.56	0.00	687.62
NHCW-04	716.18	08/16/2021	ND	28.91	0.00	687.27
NHCW-04	716.18	08/26/2021	ND	28.10	0.00	688.08
NHCW-04	716.18	08/30/2021	ND	29.28	0.00	686.90
NHCW-04	716.18	09/14/2021	ND	29.91	0.00	686.27
NHCW-04	716.18	09/23/2021	ND	30.11	0.00	686.07
NHCW-04	716.18	10/06/2021	ND	30.73	0.00	685.45
NHCW-04	716.18	10/12/2021	ND	30.88	0.00	685.30
NHCW-04	716.18	10/18/2021	ND	31.10	0.00	685.08
NHCW-04	716.18	10/27/2021	ND	31.12	0.00	685.06
NHCW-04	716.18	11/01/2021	ND	31.24	0.00	684.94
NHCW-04	716.18	11/15/2021	ND	31.71	0.00	684.47
NHCW-04	716.18	11/22/2021	ND	31.90	0.00	684.28
NHCW-04	716.18	11/30/2021	ND	32.09	0.00	684.09
NHCW-04	716.18	12/06/2021	ND	32.31	0.00	683.87
NHCW-04	716.18	12/13/2021	ND	33.62	0.00	682.56
NHCW-04	716.18	12/20/2021	ND	32.91	0.00	683.27
NHCW-04	716.18	12/28/2021	ND	32.84	0.00	683.34

Table 4
Summary of Recovery Well Gauging Data

Colonial Pipeline Company
2020-L1-SR2448
Huntersville, North Carolina

Well ID	Top Of Casing Elevation[1]	Date	Depth to Free Product (ft btoc)	Depth to Groundwater (ft btoc)	Free Product Thickness (ft)	Groundwater Elevation[2] (ft btoc)
NHCW-04	716.18	01/04/2022	ND	33.38	0.00	682.80
NHCW-04	716.18	01/10/2022	ND	33.80	0.00	682.38
NHCW-04	716.18	01/27/2022	ND	33.89	0.00	682.29
NHCW-04	716.18	01/31/2022	ND	34.18	0.00	682.00
NHCW-04	716.18	02/09/2022	ND	34.54	0.00	681.64
NHCW-04	716.18	02/14/2022	ND	34.91	0.00	681.27
NHCW-04	716.18	02/24/2022	ND	35.09	0.00	681.09
NHCW-04	716.18	02/28/2022	ND	35.47	0.00	680.71
NHCW-04	716.18	03/07/2022	ND	35.76	0.00	680.42
NHCW-04	716.18	03/14/2022	ND	35.56	0.00	680.62
NHCW-04	716.18	03/22/2022	ND	36.21	0.00	679.97
NHCW-04	716.18	04/01/2022	ND	35.96	0.00	680.22
NHCW-04	716.18	04/11/2022	ND	36.65	0.00	679.53
NHCW-04	716.18	04/19/2022	ND	36.86	0.00	679.32
NHCW-04	716.18	04/28/2022	ND	36.71	0.00	679.47
NHCW-04	716.18	05/04/2022	ND	37.08	0.00	679.10
NHCW-04	716.18	05/11/2022	ND	37.23	0.00	678.95
NHCW-04	716.18	05/18/2022	ND	37.35	0.00	678.83
NHCW-04	716.18	05/25/2022	ND	37.06	0.00	679.12
NHCW-04	716.18	06/01/2022	ND	37.32	0.00	678.86
NHCW-04	716.18	06/08/2022	ND	37.51	0.00	678.67
NHCW-04	716.18	06/13/2022	ND	37.60	0.00	678.58
NHCW-05						
NHCW-05	715.34	02/16/2021	ND	26.51	0.00	688.83
NHCW-05	715.34	02/22/2021	ND	26.37	0.00	688.97
NHCW-05	715.34	03/04/2021	ND	26.20	0.00	689.14
NHCW-05	715.34	03/08/2021	ND	26.28	0.00	689.06
NHCW-05	715.34	03/15/2021	ND	26.20	0.00	689.14
NHCW-05	715.34	03/22/2021	ND	26.14	0.00	689.20
NHCW-05	715.34	04/01/2021	ND	25.94	0.00	689.40
NHCW-05	715.34	04/12/2021	ND	25.68	0.00	689.66
NHCW-05	715.34	04/19/2021	ND	25.70	0.00	689.64
NHCW-05	715.34	04/29/2021	ND	25.69	0.00	689.65
NHCW-05	715.34	05/03/2021	ND	25.71	0.00	689.63
NHCW-05	715.34	05/10/2021	ND	25.80	0.00	689.54
NHCW-05	715.34	05/18/2021	ND	25.90	0.00	689.44
NHCW-05	715.34	05/26/2021	ND	25.90	0.00	689.44
NHCW-05	715.34	05/31/2021	ND	26.10	0.00	689.24
NHCW-05	715.34	06/07/2021	ND	26.21	0.00	689.13
NHCW-05	715.34	06/14/2021	ND	26.28	0.00	689.06
NHCW-05	715.34	06/21/2021	ND	26.52	0.00	688.82
NHCW-05	715.34	07/01/2021	ND	26.63	0.00	688.71
NHCW-05	715.34	07/06/2021	ND	26.88	0.00	688.46
NHCW-05	715.34	07/14/2021	ND	26.98	0.00	688.36

Table 4
Summary of Recovery Well Gauging Data

Colonial Pipeline Company
2020-L1-SR2448
Huntersville, North Carolina

Well ID	Top Of Casing Elevation[1]	Date	Depth to Free Product (ft btoc)	Depth to Groundwater (ft btoc)	Free Product Thickness (ft)	Groundwater Elevation[2] (ft btoc)
NHCW-05	715.34	07/28/2021	ND	27.50	0.00	687.84
NHCW-05	715.34	08/02/2021	ND	28.08	0.00	687.26
NHCW-05	715.34	08/16/2021	ND	28.40	0.00	686.94
NHCW-05	715.34	08/26/2021	ND	26.57	0.00	688.77
NHCW-05	715.34	08/30/2021	ND	28.83	0.00	686.51
NHCW-05	715.34	09/14/2021	29.05	30.45	1.40	685.92
NHCW-05	715.34	09/16/2021	28.91	30.58	1.67	685.99
NHCW-05	715.34	09/23/2021	28.94	32.83	3.89	685.36
NHCW-05	715.34	10/12/2021	ARP	ARP	ARP	ARP
NHCW-05	715.34	10/27/2021	30.88	31.76	0.88	684.23
NHCW-05	715.86	11/30/2021	31.78	32.90	1.12	683.78
NHCW-05	715.86	12/06/2021	ARP	ARP	ARP	ARP
NHCW-05	715.86	12/13/2021	ARP	ARP	ARP	ARP
NHCW-05	715.86	12/20/2021	ARP	ARP	ARP	ARP
NHCW-05	715.86	12/28/2021	32.66	33.61	0.95	682.95
NHCW-05	715.86	01/04/2022	ARP	ARP	ARP	ARP
NHCW-05	715.86	01/10/2022	ARP	ARP	ARP	ARP
NHCW-05	715.86	01/27/2022	33.90	34.58	0.68	681.78
NHCW-05	715.86	02/24/2022	ND	35.35	0.00	680.51
NHCW-05	715.86	04/01/2022	36.13	36.16	0.03	679.72
NHCW-05	715.86	04/28/2022	36.85	36.87	0.02	679.00
NHCW-05	715.86	05/04/2022	ARP	ARP	ARP	ARP
NHCW-05	715.86	05/25/2022	37.27	37.36	0.09	678.57
NHCW-06						
NHCW-06	714.96	02/16/2021	ND	26.23	0.00	688.73
NHCW-06	714.96	02/22/2021	ND	26.07	0.00	688.89
NHCW-06	714.96	03/04/2021	ND	25.90	0.00	689.06
NHCW-06	714.96	03/08/2021	ND	26.96	0.00	688.00
NHCW-06	714.96	03/15/2021	ND	25.88	0.00	689.08
NHCW-06	714.96	03/22/2021	ND	25.82	0.00	689.14
NHCW-06	714.96	04/01/2021	ND	25.59	0.00	689.37
NHCW-06	714.96	04/12/2021	ND	25.32	0.00	689.64
NHCW-06	714.96	04/19/2021	ND	25.37	0.00	689.59
NHCW-06	714.96	04/29/2021	ND	25.36	0.00	689.60
NHCW-06	714.96	05/03/2021	ND	25.38	0.00	689.58
NHCW-06	714.96	05/10/2021	ND	25.50	0.00	689.46
NHCW-06	714.96	05/18/2021	ND	25.60	0.00	689.36
NHCW-06	714.96	05/26/2021	ND	25.62	0.00	689.34
NHCW-06	714.96	06/07/2021	ND	25.96	0.00	689.00
NHCW-06	714.96	06/14/2021	ND	26.03	0.00	688.93
NHCW-06	714.97	06/21/2021	ND	26.28	0.00	688.69
NHCW-06	714.97	07/01/2021	ND	26.38	0.00	688.59
NHCW-06	714.97	07/06/2021	ND	26.63	0.00	688.34
NHCW-06	714.97	07/14/2021	26.61	27.06	0.45	688.23

Table 4
Summary of Recovery Well Gauging Data

Colonial Pipeline Company
2020-L1-SR2448
Huntersville, North Carolina

Well ID	Top Of Casing Elevation[1]	Date	Depth to Free Product (ft btoc)	Depth to Groundwater (ft btoc)	Free Product Thickness (ft)	Groundwater Elevation[2] (ft btoc)
NHCW-06	714.97	07/28/2021	27.09	28.74	1.65	687.43
NHCW-06	714.97	08/26/2021	27.97	30.60	2.63	686.29
NHCW-06	714.97	09/16/2021	27.70	31.52	3.82	686.24
NHCW-06	714.97	09/23/2021	28.95	31.63	2.68	685.30
NHCW-06	714.97	10/12/2021	ARP	ARP	ARP	ARP
NHCW-06	714.97	10/27/2021	29.96	33.18	3.22	684.14
NHCW-06	715.86	11/30/2021	30.86	34.68	3.82	683.98
NHCW-06	715.86	12/06/2021	ARP	ARP	ARP	ARP
NHCW-06	715.86	12/13/2021	ARP	ARP	ARP	ARP
NHCW-06	715.86	12/20/2021	ARP	ARP	ARP	ARP
NHCW-06	715.86	12/28/2021	31.53	36.01	4.48	683.13
NHCW-06	715.86	01/04/2022	ARP	ARP	ARP	ARP
NHCW-06	715.86	01/10/2022	ARP	ARP	ARP	ARP
NHCW-06	715.86	01/27/2022	33.05	36.42	3.37	681.91
NHCW-06	715.86	02/24/2022	35.15	35.43	0.28	680.64
NHCW-06	715.86	04/01/2022	35.90	36.15	0.25	679.89
NHCW-06	715.86	04/28/2022	36.60	36.89	0.29	679.18
NHCW-06	715.86	05/04/2022	ARP	ARP	ARP	ARP
NHCW-06	715.86	05/25/2022	37.07	37.37	0.30	678.71
NHCW-07						
NHCW-07	714.08	02/16/2021	ND	25.48	0.00	688.60
NHCW-07	714.08	02/22/2021	ND	25.29	0.00	688.79
NHCW-07	714.08	03/04/2021	ND	25.11	0.00	688.97
NHCW-07	714.08	03/08/2021	ND	25.20	0.00	688.88
NHCW-07	714.08	03/15/2021	ND	25.12	0.00	688.96
NHCW-07	714.08	03/22/2021	ND	25.04	0.00	689.04
NHCW-07	714.08	04/01/2021	ND	24.80	0.00	689.28
NHCW-07	714.08	04/12/2021	ND	24.51	0.00	689.57
NHCW-07	714.08	04/19/2021	ND	24.58	0.00	689.50
NHCW-07	714.08	04/29/2021	ND	24.62	0.00	689.46
NHCW-07	714.08	05/03/2021	ND	24.57	0.00	689.51
NHCW-07	714.08	05/10/2021	ND	24.75	0.00	689.33
NHCW-07	714.08	05/18/2021	ND	24.88	0.00	689.20
NHCW-07	714.08	05/26/2021	ND	24.91	0.00	689.17
NHCW-07	714.08	05/31/2021	ND	25.13	0.00	688.95
NHCW-07	714.08	06/07/2021	ND	25.24	0.00	688.84
NHCW-07	714.08	06/14/2021	ND	25.33	0.00	688.75
NHCW-07	714.08	06/21/2021	ND	25.57	0.00	688.51
NHCW-07	714.08	07/01/2021	ND	25.71	0.00	688.37
NHCW-07	714.08	07/06/2021	ND	25.93	0.00	688.15
NHCW-07	714.08	07/14/2021	ND	26.04	0.00	688.04
NHCW-07	714.08	07/28/2021	ND	26.57	0.00	687.51
NHCW-07	714.08	08/02/2021	ND	27.08	0.00	687.00
NHCW-07	714.08	08/16/2021	ND	27.53	0.00	686.55

Table 4
Summary of Recovery Well Gauging Data

Colonial Pipeline Company
2020-L1-SR2448
Huntersville, North Carolina

Well ID	Top Of Casing Elevation[1]	Date	Depth to Free Product (ft btoc)	Depth to Groundwater (ft btoc)	Free Product Thickness (ft)	Groundwater Elevation[2] (ft btoc)
NHCW-07	714.08	08/26/2021	ND	27.75	0.00	686.33
NHCW-07	714.08	08/30/2021	ND	28.04	0.00	686.04
NHCW-07	714.08	09/14/2021	ND	28.69	0.00	685.39
NHCW-07	714.08	09/23/2021	ND	28.84	0.00	685.24
NHCW-07	714.08	10/06/2021	ND	29.63	0.00	684.45
NHCW-07	714.08	10/12/2021	ND	29.79	0.00	684.29
NHCW-07	714.08	10/18/2021	ND	30.03	0.00	684.05
NHCW-07	714.08	10/27/2021	ND	30.05	0.00	684.03
NHCW-07	714.08	11/01/2021	ND	30.20	0.00	683.88
NHCW-07	714.08	11/15/2021	ND	30.94	0.00	683.14
NHCW-07	714.08	11/22/2021	ND	31.14	0.00	682.94
NHCW-07	714.08	11/30/2021	ND	31.28	0.00	682.80
NHCW-07	714.08	12/06/2021	ND	31.65	0.00	682.43
NHCW-07	714.08	12/13/2021	ND	32.00	0.00	682.08
NHCW-07	714.08	12/20/2021	ND	32.35	0.00	681.73
NHCW-07	714.08	12/28/2021	ND	32.02	0.00	682.06
NHCW-07	714.08	01/04/2022	ND	32.85	0.00	681.23
NHCW-07	714.08	01/10/2022	ND	33.53	0.00	680.55
NHCW-07	714.08	01/27/2022	ND	33.18	0.00	680.90
NHCW-07	714.08	01/31/2022	ND	33.75	0.00	680.33
NHCW-07	714.08	02/09/2022	ND	33.94	0.00	680.14
NHCW-07	714.08	02/14/2022	ND	34.41	0.00	679.67
NHCW-07	714.08	02/24/2022	ND	34.50	0.00	679.58
NHCW-07	714.08	02/28/2022	ND	35.18	0.00	678.90
NHCW-07	714.08	03/07/2022	ND	37.58	0.00	676.50
NHCW-07	714.08	03/14/2022	ND	35.23	0.00	678.85
NHCW-07	714.08	03/22/2022	ND	35.90	0.00	678.18
NHCW-07	714.08	04/01/2022	ND	35.14	0.00	678.94
NHCW-07	714.08	04/11/2022	ND	36.28	0.00	677.80
NHCW-07	714.08	04/19/2022	ND	36.51	0.00	677.57
NHCW-07	714.08	04/28/2022	ND	35.91	0.00	678.17
NHCW-07	714.08	05/04/2022	ND	36.62	0.00	677.46
NHCW-07	714.08	05/11/2022	ND	36.74	0.00	677.34
NHCW-07	714.08	05/18/2022	ND	36.78	0.00	677.30
NHCW-07	714.08	05/25/2022	ND	36.27	0.00	677.81
NHCW-07	714.08	06/01/2022	ND	36.80	0.00	677.28
NHCW-07	714.08	06/08/2022	ND	36.90	0.00	677.18
NHCW-07	714.08	06/13/2022	ND	36.91	0.00	677.17
NHCW-08						
NHCW-08	712.84	02/16/2021	ND	24.34	0.00	688.50
NHCW-08	712.84	02/22/2021	ND	24.17	0.00	688.67
NHCW-08	712.84	03/04/2021	ND	23.98	0.00	688.86
NHCW-08	712.84	03/08/2021	ND	24.03	0.00	688.81
NHCW-08	712.84	03/15/2021	ND	23.96	0.00	688.88

Table 4
Summary of Recovery Well Gauging Data

Colonial Pipeline Company
2020-L1-SR2448
Huntersville, North Carolina

Well ID	Top Of Casing Elevation[1]	Date	Depth to Free Product (ft btoc)	Depth to Groundwater (ft btoc)	Free Product Thickness (ft)	Groundwater Elevation[2] (ft btoc)
NHCW-08	712.84	03/22/2021	ND	23.87	0.00	688.97
NHCW-08	712.84	04/01/2021	ND	23.62	0.00	689.22
NHCW-08	712.84	04/12/2021	ND	23.34	0.00	689.50
NHCW-08	712.84	04/19/2021	ND	23.40	0.00	689.44
NHCW-08	712.84	04/29/2021	ND	23.42	0.00	689.42
NHCW-08	712.84	05/03/2021	ND	23.43	0.00	689.41
NHCW-08	712.84	05/10/2021	ND	23.59	0.00	689.25
NHCW-08	712.84	05/18/2021	ND	23.75	0.00	689.09
NHCW-08	712.84	05/26/2021	ND	23.78	0.00	689.06
NHCW-08	712.84	05/31/2021	ND	24.02	0.00	688.82
NHCW-08	712.84	06/07/2021	ND	24.13	0.00	688.71
NHCW-08	712.84	06/14/2021	ND	24.23	0.00	688.61
NHCW-08	712.84	06/21/2021	ND	24.47	0.00	688.37
NHCW-08	712.84	07/01/2021	ND	24.60	0.00	688.24
NHCW-08	712.84	07/06/2021	ND	24.64	0.00	688.20
NHCW-08	712.84	07/14/2021	ND	24.94	0.00	687.90
NHCW-08	712.84	07/28/2021	ND	25.46	0.00	687.38
NHCW-08	712.84	08/02/2021	ND	25.99	0.00	686.85
NHCW-08	712.84	08/16/2021	ND	26.38	0.00	686.46
NHCW-08	712.84	08/26/2021	ND	26.66	0.00	686.18
NHCW-08	712.84	08/30/2021	ND	26.94	0.00	685.90
NHCW-08	712.84	09/14/2021	ND	27.56	0.00	685.28
NHCW-08	712.84	09/23/2021	ND	27.78	0.00	685.06
NHCW-08	712.84	10/06/2021	ND	28.49	0.00	684.35
NHCW-08	712.84	10/12/2021	ND	28.70	0.00	684.14
NHCW-08	712.84	10/18/2021	ND	28.96	0.00	683.88
NHCW-08	712.84	10/27/2021	ND	29.03	0.00	683.81
NHCW-08	712.84	11/01/2021	ND	29.15	0.00	683.69
NHCW-08	712.84	11/15/2021	ND	29.95	0.00	682.89
NHCW-08	712.84	11/22/2021	ND	30.18	0.00	682.66
NHCW-08	712.84	11/30/2021	ND	30.28	0.00	682.56
NHCW-08	712.84	12/06/2021	ND	30.65	0.00	682.19
NHCW-08	712.84	12/13/2021	ND	31.01	0.00	681.83
NHCW-08	712.84	12/20/2021	ND	31.33	0.00	681.51
NHCW-08	712.84	12/28/2021	ND	31.03	0.00	681.81
NHCW-08	712.84	01/04/2022	ND	31.85	0.00	680.99
NHCW-08	712.84	01/10/2022	ND	32.52	0.00	680.32
NHCW-08	712.84	01/27/2022	ND	32.18	0.00	680.66
NHCW-08	712.84	01/31/2022	ND	32.71	0.00	680.13
NHCW-08	712.84	02/09/2022	ND	32.93	0.00	679.91
NHCW-08	712.84	02/14/2022	ND	33.40	0.00	679.44
NHCW-08	712.84	02/24/2022	35.17	35.47	0.30	677.59
NHCW-08	712.84	02/28/2022	ND	34.15	0.00	678.69
NHCW-08	712.84	03/07/2022	ND	34.50	0.00	678.34

Table 4
Summary of Recovery Well Gauging Data

Colonial Pipeline Company
2020-L1-SR2448
Huntersville, North Carolina

Well ID	Top Of Casing Elevation[1]	Date	Depth to Free Product (ft btoc)	Depth to Groundwater (ft btoc)	Free Product Thickness (ft)	Groundwater Elevation[2] (ft btoc)
NHCW-08	712.84	03/14/2022	ND	33.88	0.00	678.96
NHCW-08	712.84	03/22/2022	ND	34.84	0.00	678.00
NHCW-08	712.84	04/01/2022	ND	34.11	0.00	678.73
NHCW-08	712.84	04/11/2022	ND	35.18	0.00	677.66
NHCW-08	712.84	04/19/2022	ND	35.41	0.00	677.43
NHCW-08	712.84	04/28/2022	ND	34.88	0.00	677.96
NHCW-08	712.84	05/04/2022	ND	35.53	0.00	677.31
NHCW-08	712.84	05/11/2022	ND	35.67	0.00	677.17
NHCW-08	712.84	05/18/2022	ND	35.78	0.00	677.06
NHCW-08	712.84	05/25/2022	ND	35.23	0.00	677.61
NHCW-08	712.84	06/01/2022	ND	35.72	0.00	677.12
NHCW-08	712.84	06/08/2022	ND	35.83	0.00	677.01
NHCW-08	712.84	06/13/2022	ND	35.83	0.00	677.01
NHCW-09						
NHCW-09	711.21	02/16/2021	ND	23.89	0.00	687.32
NHCW-09	711.21	02/22/2021	ND	23.61	0.00	687.60
NHCW-09	711.21	03/04/2021	ND	23.37	0.00	687.84
NHCW-09	711.21	03/08/2021	ND	23.47	0.00	687.74
NHCW-09	711.21	03/15/2021	ND	23.40	0.00	687.81
NHCW-09	711.21	03/22/2021	ND	23.19	0.00	688.02
NHCW-09	711.21	04/01/2021	ND	22.79	0.00	688.42
NHCW-09	711.21	04/12/2021	ND	22.54	0.00	688.67
NHCW-09	711.21	04/19/2021	ND	22.71	0.00	688.50
NHCW-09	711.21	04/29/2021	ND	22.94	0.00	688.27
NHCW-09	711.21	05/03/2021	ND	23.02	0.00	688.19
NHCW-09	711.21	05/10/2021	ND	23.22	0.00	687.99
NHCW-09	711.21	05/18/2021	ND	23.47	0.00	687.74
NHCW-09	711.21	05/26/2021	ND	23.57	0.00	687.64
NHCW-09	711.21	05/31/2021	ND	23.85	0.00	687.36
NHCW-09	711.21	06/07/2021	ND	24.05	0.00	687.16
NHCW-09	711.21	06/14/2021	ND	24.19	0.00	687.02
NHCW-09	711.21	06/21/2021	ND	24.49	0.00	686.72
NHCW-09	711.21	07/01/2021	ND	24.68	0.00	686.53
NHCW-09	711.21	07/06/2021	ND	24.90	0.00	686.31
NHCW-09	711.21	07/14/2021	ND	25.05	0.00	686.16
NHCW-09	711.21	07/28/2021	ND	25.52	0.00	685.69
NHCW-09	711.21	08/02/2021	ND	25.92	0.00	685.29
NHCW-09	711.21	08/16/2021	ND	26.36	0.00	684.85
NHCW-09	711.21	08/26/2021	ND	27.72	0.00	683.49
NHCW-09	711.21	08/30/2021	ND	26.93	0.00	684.28
NHCW-09	711.21	09/14/2021	ND	27.60	0.00	683.61
NHCW-09	711.21	09/23/2021	ND	27.91	0.00	683.30
NHCW-09	711.21	10/06/2021	ND	28.55	0.00	682.66
NHCW-09	711.21	10/12/2021	ND	28.76	0.00	682.45

Table 4
Summary of Recovery Well Gauging Data

Colonial Pipeline Company
2020-L1-SR2448
Huntersville, North Carolina

Well ID	Top Of Casing Elevation[1]	Date	Depth to Free Product (ft btoc)	Depth to Groundwater (ft btoc)	Free Product Thickness (ft)	Groundwater Elevation[2] (ft btoc)
NHCW-09	711.21	10/18/2021	ND	29.02	0.00	682.19
NHCW-09	711.21	10/27/2021	ND	27.22	0.00	683.99
NHCW-09	711.21	11/01/2021	ND	29.35	0.00	681.86
NHCW-09	711.21	11/15/2021	ND	30.09	0.00	681.12
NHCW-09	711.21	11/22/2021	ND	30.22	0.00	680.99
NHCW-09	711.21	11/30/2021	ND	30.47	0.00	680.74
NHCW-09	711.21	12/06/2021	ND	30.69	0.00	680.52
NHCW-09	711.21	12/13/2021	ND	31.00	0.00	680.21
NHCW-09	711.21	12/20/2021	ND	31.24	0.00	679.97
NHCW-09	711.21	12/28/2021	ND	31.16	0.00	680.05
NHCW-09	711.21	01/04/2022	ND	31.62	0.00	679.59
NHCW-09	711.21	01/10/2022	ND	31.94	0.00	679.27
NHCW-09	711.21	01/27/2022	ND	31.86	0.00	679.35
NHCW-09	711.21	01/31/2022	ND	32.01	0.00	679.20
NHCW-09	711.21	02/09/2022	ND	32.26	0.00	678.95
NHCW-09	711.21	02/14/2022	ND	32.55	0.00	678.66
NHCW-09	711.21	02/24/2022	ND	32.68	0.00	678.53
NHCW-09	711.21	02/28/2022	ND	33.02	0.00	678.19
NHCW-09	711.21	03/07/2022	ND	33.26	0.00	677.95
NHCW-09	711.21	03/14/2022	ND	33.05	0.00	678.16
NHCW-09	711.21	03/22/2022	ND	33.50	0.00	677.71
NHCW-09	711.21	04/01/2022	ND	33.18	0.00	678.03
NHCW-09	711.21	04/11/2022	ND	33.75	0.00	677.46
NHCW-09	711.21	04/19/2022	ND	33.89	0.00	677.32
NHCW-09	711.21	04/28/2022	ND	33.72	0.00	677.49
NHCW-09	711.21	05/04/2022	ND	34.00	0.00	677.21
NHCW-09	711.21	05/11/2022	ND	34.12	0.00	677.09
NHCW-09	711.21	05/18/2022	ND	34.22	0.00	676.99
NHCW-09	711.21	05/25/2022	ND	34.05	0.00	677.16
NHCW-09	711.21	06/01/2022	ND	34.29	0.00	676.92
NHCW-09	711.21	06/08/2022	ND	34.42	0.00	676.79
NHCW-09	711.21	06/13/2022	ND	34.49	0.00	676.72
NHCW-10						
NHCW-10	713.05	02/16/2021	ND	26.85	0.00	686.20
NHCW-10	713.05	02/22/2021	ND	23.68	0.00	689.37
NHCW-10	713.05	03/04/2021	ND	26.00	0.00	687.05
NHCW-10	713.05	03/08/2021	ND	26.11	0.00	686.94
NHCW-10	713.05	03/15/2021	ND	26.17	0.00	686.88
NHCW-10	713.05	03/22/2021	ND	25.81	0.00	687.24
NHCW-10	713.05	04/01/2021	ND	25.10	0.00	687.95
NHCW-10	713.05	04/12/2021	ND	25.08	0.00	687.97
NHCW-10	713.05	04/19/2021	ND	25.44	0.00	687.61
NHCW-10	713.05	04/29/2021	ND	25.98	0.00	687.07
NHCW-10	713.05	05/03/2021	ND	26.14	0.00	686.91

Table 4
Summary of Recovery Well Gauging Data

Colonial Pipeline Company
2020-L1-SR2448
Huntersville, North Carolina

Well ID	Top Of Casing Elevation[1]	Date	Depth to Free Product (ft btoc)	Depth to Groundwater (ft btoc)	Free Product Thickness (ft)	Groundwater Elevation[2] (ft btoc)
NHCW-10	713.05	05/10/2021	ND	26.52	0.00	686.53
NHCW-10	713.05	05/18/2021	ND	26.65	0.00	686.40
NHCW-10	713.05	05/26/2021	ND	26.87	0.00	686.18
NHCW-10	713.05	05/31/2021	ND	27.20	0.00	685.85
NHCW-10	713.05	06/07/2021	ND	27.50	0.00	685.55
NHCW-10	713.05	06/14/2021	ND	27.75	0.00	685.30
NHCW-10	713.05	06/21/2021	ND	28.12	0.00	684.93
NHCW-10	713.05	07/01/2021	ND	28.29	0.00	684.76
NHCW-10	713.05	07/06/2021	ND	28.53	0.00	684.52
NHCW-10	713.05	07/14/2021	ND	28.67	0.00	684.38
NHCW-10	713.05	07/28/2021	ND	29.13	0.00	683.92
NHCW-10	713.05	08/02/2021	ND	29.46	0.00	683.59
NHCW-10	713.05	08/16/2021	ND	30.01	0.00	683.04
NHCW-10	713.05	08/26/2021	ND	30.39	0.00	682.66
NHCW-10	713.05	08/30/2021	ND	30.65	0.00	682.40
NHCW-10	713.05	09/14/2021	ND	31.42	0.00	681.63
NHCW-10	713.05	09/23/2021	ND	31.80	0.00	681.25
NHCW-10	713.05	10/06/2021	ND	32.49	0.00	680.56
NHCW-10	713.05	10/12/2021	ND	32.77	0.00	680.28
NHCW-10	713.05	10/18/2021	ND	33.07	0.00	679.98
NHCW-10	713.05	10/27/2021	ND	33.30	0.00	679.75
NHCW-10	713.05	11/01/2021	ND	33.47	0.00	679.58
NHCW-10	713.05	11/15/2021	ND	34.49	0.00	678.56
NHCW-10	713.05	11/22/2021	ND	34.57	0.00	678.48
NHCW-10	713.05	11/30/2021	ND	34.69	0.00	678.36
NHCW-10	713.05	12/06/2021	ND	34.90	0.00	678.15
NHCW-10	713.05	12/13/2021	ND	35.20	0.00	677.85
NHCW-10	713.05	12/20/2021	ND	35.38	0.00	677.67
NHCW-10	713.05	12/28/2021	ND	35.18	0.00	677.87
NHCW-10	713.05	01/04/2022	ND	35.58	0.00	677.47
NHCW-10	713.05	01/10/2022	ND	35.74	0.00	677.31
NHCW-10	713.05	01/27/2022	ND	35.44	0.00	677.61
NHCW-10	713.05	01/31/2022	ND	35.30	0.00	677.75
NHCW-10	713.05	02/09/2022	ND	35.62	0.00	677.43
NHCW-10	713.05	02/14/2022	ND	35.80	0.00	677.25
NHCW-10	713.05	02/24/2022	ND	35.86	0.00	677.19
NHCW-10	713.05	02/28/2022	ND	36.32	0.00	676.73
NHCW-10	713.05	03/07/2022	ND	36.59	0.00	676.46
NHCW-10	713.05	03/14/2022	ND	36.21	0.00	676.84
NHCW-10	713.05	03/22/2022	ND	36.67	0.00	676.38
NHCW-10	713.05	04/01/2022	ND	36.22	0.00	676.83
NHCW-10	713.05	04/11/2022	ND	36.88	0.00	676.17
NHCW-10	713.05	04/19/2022	ND	36.97	0.00	676.08
NHCW-10	713.05	04/28/2022	ND	36.65	0.00	676.40

Table 4
Summary of Recovery Well Gauging Data

Colonial Pipeline Company
2020-L1-SR2448
Huntersville, North Carolina

Well ID	Top Of Casing Elevation[1]	Date	Depth to Free Product (ft btoc)	Depth to Groundwater (ft btoc)	Free Product Thickness (ft)	Groundwater Elevation[2] (ft btoc)
NHCW-10	713.05	05/04/2022	ND	36.98	0.00	676.07
NHCW-10	713.05	05/11/2022	ND	37.05	0.00	676.00
NHCW-10	713.05	05/18/2022	ND	37.27	0.00	675.78
NHCW-10	713.05	05/25/2022	ND	37.01	0.00	676.04
NHCW-10	713.05	06/01/2022	ND	37.25	0.00	675.80
NHCW-10	713.05	06/08/2022	ND	37.40	0.00	675.65
NHCW-10	713.05	06/13/2022	ND	37.59	0.00	675.46
NHCW-11						
NHCW-11	709.11	02/16/2021	ND	23.12	0.00	685.99
NHCW-11	709.11	02/22/2021	ND	22.52	0.00	686.59
NHCW-11	709.11	03/04/2021	ND	23.73	0.00	685.38
NHCW-11	709.11	03/08/2021	ND	23.88	0.00	685.23
NHCW-11	709.11	03/15/2021	ND	23.95	0.00	685.16
NHCW-11	709.11	03/22/2021	ND	23.46	0.00	685.65
NHCW-11	709.11	04/01/2021	ND	22.66	0.00	686.45
NHCW-11	709.11	04/12/2021	ND	22.81	0.00	686.30
NHCW-11	709.11	04/19/2021	23.02	23.03	0.01	686.08
NHCW-11	709.11	04/29/2021	23.83	23.88	0.05	685.26
NHCW-11	709.11	05/03/2021	24.08	24.13	0.05	685.01
NHCW-11	709.11	05/10/2021	ND	24.53	0.00	684.58
NHCW-11	709.11	05/18/2021	24.88	25.01	0.13	684.19
NHCW-11	709.11	05/26/2021	25.03	25.18	0.15	684.04
NHCW-11	709.11	05/31/2021	25.42	25.59	0.17	683.64
NHCW-11	709.11	06/07/2021	25.72	25.85	0.13	683.35
NHCW-11	709.11	07/01/2021	ND	26.00	0.00	683.11
NHCW-11	709.11	07/14/2021	ND	26.32	0.00	682.79
NHCW-11	709.11	07/28/2021	ND	26.72	0.00	682.39
NHCW-11	709.11	08/26/2021	ND	28.08	0.00	681.03
NHCW-11	709.11	09/16/2021	ND	29.16	0.00	679.95
NHCW-11	709.11	09/23/2021	ND	29.45	0.00	679.66
NHCW-11	709.11	10/12/2021	ARP	ARP	ARP	ARP
NHCW-11	709.11	10/27/2021	ND	30.98	0.00	678.13
NHCW-11	710.66	11/30/2021	ND	32.34	0.00	678.32
NHCW-11	710.66	12/06/2021	ARP	ARP	ARP	ARP
NHCW-11	710.66	12/13/2021	ARP	ARP	ARP	ARP
NHCW-11	710.66	12/20/2021	ARP	ARP	ARP	ARP
NHCW-11	710.66	12/28/2021	ND	32.84	0.00	677.82
NHCW-11	710.66	01/04/2022	ARP	ARP	ARP	ARP
NHCW-11	710.66	01/10/2022	ARP	ARP	ARP	ARP
NHCW-11	710.66	01/27/2022	ND	33.07	0.00	677.59
NHCW-11	710.66	02/24/2022	ND	33.43	0.00	677.23
NHCW-11	710.66	04/01/2022	ND	33.74	0.00	676.92

Table 4
Summary of Recovery Well Gauging Data

Colonial Pipeline Company
2020-L1-SR2448
Huntersville, North Carolina

Well ID	Top Of Casing Elevation[1]	Date	Depth to Free Product (ft btoc)	Depth to Groundwater (ft btoc)	Free Product Thickness (ft)	Groundwater Elevation[2] (ft btoc)
NHCW-11	710.66	04/28/2022	ND	34.13	0.00	676.53
NHCW-11	710.66	05/04/2022	ARP	ARP	ARP	ARP
NHCW-11	710.66	05/25/2022	ND	34.59	0.00	676.07
NHCW-12						
NHCW-12	707.70	02/22/2021	ND	19.77	0.00	687.93
NHCW-12	707.70	03/04/2021	ND	20.92	0.00	686.78
NHCW-12	707.70	03/08/2021	21.16	21.17	0.01	686.53
NHCW-12	707.70	03/11/2021	21.17	21.34	0.17	686.48
NHCW-12	707.70	03/15/2021	21.24	21.58	0.34	686.36
NHCW-12	707.70	03/22/2021	20.52	20.87	0.35	687.08
NHCW-12	707.70	04/01/2021	19.61	20.09	0.48	687.96
NHCW-12	707.70	04/12/2021	20.04	20.87	0.83	687.43
NHCW-12	707.70	04/19/2021	20.35	21.44	1.09	687.05
NHCW-12	707.70	04/29/2021	20.28	21.82	1.54	687.00
NHCW-12	707.70	05/03/2021	ARP	ARP	ARP	ARP
NHCW-12	707.70	05/10/2021	ARP	ARP	ARP	ARP
NHCW-12	707.70	05/26/2021	21.48	23.32	1.84	685.72
NHCW-12	707.09	06/09/2021	22.10	24.05	1.95	684.47
NHCW-12	707.09	07/01/2021	22.97	24.63	1.66	683.68
NHCW-12	706.69	07/14/2021	23.35	25.22	1.87	682.84
NHCW-12	706.69	07/28/2021	23.77	25.64	1.87	682.42
NHCW-12	706.42	08/26/2021	25.44	25.51	0.07	680.96
NHCW-12	706.42	09/16/2021	26.64	27.33	0.69	679.60
NHCW-12	706.42	09/23/2021	27.03	27.59	0.56	679.24
NHCW-12	706.42	10/12/2021	ARP	ARP	ARP	ARP
NHCW-12	706.42	10/27/2021	28.58	29.09	0.51	677.71
NHCW-12	707.09	11/30/2021	30.04	30.41	0.37	676.95
NHCW-12	707.09	12/06/2021	ARP	ARP	ARP	ARP
NHCW-12	707.09	12/13/2021	ARP	ARP	ARP	ARP
NHCW-12	707.09	12/20/2021	ARP	ARP	ARP	ARP
NHCW-12	707.09	12/28/2021	30.34	30.80	0.46	676.63
NHCW-12	707.09	01/04/2022	ARP	ARP	ARP	ARP
NHCW-12	707.09	01/10/2022	ARP	ARP	ARP	ARP
NHCW-12	707.09	01/27/2022	30.62	31.05	0.43	676.36
NHCW-12	707.09	02/24/2022	30.90	31.58	0.68	676.01
NHCW-12	707.09	04/01/2022	31.11	31.75	0.64	675.81
NHCW-12	707.09	04/28/2022	31.26	32.36	1.10	675.54
NHCW-12	707.09	05/04/2022	ARP	ARP	ARP	ARP
NHCW-12	707.09	05/25/2022	31.89	32.81	0.92	674.96
NHCW-13						
NHCW-13	704.81	02/22/2021	ND	17.98	0.00	686.83
NHCW-13	704.81	03/04/2021	17.85	18.89	1.04	686.68
NHCW-13	704.81	03/08/2021	NM	NM	NM	NM
NHCW-13	704.81	03/11/2021	18.06	19.75	1.69	686.30

Table 4
Summary of Recovery Well Gauging Data

Colonial Pipeline Company
2020-L1-SR2448
Huntersville, North Carolina

Well ID	Top Of Casing Elevation[1]	Date	Depth to Free Product (ft btoc)	Depth to Groundwater (ft btoc)	Free Product Thickness (ft)	Groundwater Elevation[2] (ft btoc)
NHCW-13	704.81	03/15/2021	18.12	20.18	2.06	686.14
NHCW-13	704.81	03/22/2021	16.94	20.87	3.93	686.82
NHCW-13	704.81	04/01/2021	15.71	20.22	4.51	687.90
NHCW-13	704.81	04/12/2021	ARP	ARP	ARP	ARP
NHCW-13	704.81	04/12/2021	ARP	ARP	ARP	ARP
NHCW-13	704.81	04/29/2021	18.65	19.54	0.89	685.92
NHCW-13	704.81	05/03/2021	ARP	ARP	ARP	ARP
NHCW-13	704.81	05/10/2021	ARP	ARP	ARP	ARP
NHCW-13	704.81	05/26/2021	19.71	21.47	1.76	684.63
NHCW-13	704.81	06/09/2021	20.24	22.39	2.15	684.00
NHCW-13	704.81	07/01/2021	21.25	22.67	1.42	683.18
NHCW-13	704.81	07/14/2021	21.67	23.18	1.51	682.74
NHCW-13	704.81	07/28/2021	22.10	23.41	1.31	682.36
NHCW-13	704.81	08/26/2021	23.66	24.67	1.01	680.88
NHCW-13	704.81	09/16/2021	24.83	25.64	0.81	679.77
NHCW-13	704.81	09/23/2021	25.15	25.95	0.80	679.45
NHCW-13	704.81	10/12/2021	ARP	ARP	ARP	ARP
NHCW-13	704.81	10/27/2021	26.69	27.56	0.87	677.89
NHCW-13	704.81	11/30/2021	28.33	28.63	0.30	676.40
NHCW-13	704.81	12/06/2021	ARP	ARP	ARP	ARP
NHCW-13	704.81	12/13/2021	ARP	ARP	ARP	ARP
NHCW-13	704.81	12/20/2021	ARP	ARP	ARP	ARP
NHCW-13	704.81	12/28/2021	28.72	28.84	0.12	676.06
NHCW-13	704.81	01/04/2022	ARP	ARP	ARP	ARP
NHCW-13	704.81	01/10/2022	ARP	ARP	ARP	ARP
NHCW-13	704.81	01/27/2022	28.85	29.11	0.26	675.89
NHCW-13	704.81	02/24/2022	29.04	29.83	0.79	675.56
NHCW-13	704.81	04/01/2022	29.25	29.60	0.35	675.47
NHCW-13	704.81	04/28/2022	29.55	29.77	0.22	675.20
NHCW-13	704.81	05/04/2022	ARP	ARP	ARP	ARP
NHCW-13	704.81	05/25/2022	ND	30.17	0.00	674.64
NHCW-14						
NHCW-14	703.34	02/22/2021	ND	15.45	0.00	687.89
NHCW-14	703.34	03/04/2021	ND	16.78	0.00	686.56
NHCW-14	703.34	03/08/2021	ND	17.32	0.00	686.02
NHCW-14	703.34	03/15/2021	ND	17.44	0.00	685.90
NHCW-14	703.34	03/22/2021	ND	16.38	0.00	686.96
NHCW-14	703.34	04/01/2021	ND	15.49	0.00	687.85
NHCW-14	703.34	04/12/2021	16.46	16.47	0.01	686.88
NHCW-14	703.34	04/19/2021	16.94	16.98	0.04	686.39
NHCW-14	703.34	04/29/2021	17.58	17.61	0.03	685.76
NHCW-14	703.34	05/03/2021	17.85	17.88	0.03	685.49
NHCW-14	703.34	05/10/2021	18.35	18.41	0.06	684.98
NHCW-14	703.34	05/18/2021	18.80	18.85	0.05	684.53

Table 4
Summary of Recovery Well Gauging Data

Colonial Pipeline Company
2020-L1-SR2448
Huntersville, North Carolina

Well ID	Top Of Casing Elevation[1]	Date	Depth to Free Product (ft btoc)	Depth to Groundwater (ft btoc)	Free Product Thickness (ft)	Groundwater Elevation[2] (ft btoc)
NHCW-14	703.34	05/26/2021	18.84	18.93	0.09	684.48
NHCW-14	703.34	05/31/2021	19.34	19.44	0.10	683.98
NHCW-14	703.34	06/07/2021	19.59	19.61	0.02	683.75
NHCW-14	703.34	06/14/2021	19.73	19.91	0.18	683.57
NHCW-14	703.34	06/21/2021	20.04	20.22	0.18	683.26
NHCW-14	703.34	07/01/2021	20.24	20.44	0.20	683.05
NHCW-14	703.34	07/06/2021	20.51	20.80	0.29	682.76
NHCW-14	703.34	07/14/2021	20.38	20.49	0.11	682.93
NHCW-14	703.34	07/28/2021	20.72	20.84	0.12	682.59
NHCW-14	703.34	08/26/2021	22.18	22.40	0.22	681.10
NHCW-14	703.34	09/16/2021	23.29	23.48	0.19	680.00
NHCW-14	703.34	09/23/2021	23.68	23.82	0.14	679.63
NHCW-14	703.34	10/12/2021	ARP	ARP	ARP	ARP
NHCW-14	703.34	10/27/2021	25.24	25.41	0.17	678.06
NHCW-14	702.99	11/30/2021	26.85	26.89	0.04	676.13
NHCW-14	702.99	12/06/2021	ARP	ARP	ARP	ARP
NHCW-14	702.99	12/13/2021	ARP	ARP	ARP	ARP
NHCW-14	702.99	12/20/2021	ARP	ARP	ARP	ARP
NHCW-14	702.99	12/28/2021	27.16	27.17	0.01	675.83
NHCW-14	702.99	01/04/2022	ARP	ARP	ARP	ARP
NHCW-14	702.99	01/10/2022	ARP	ARP	ARP	ARP
NHCW-14	702.99	01/27/2022	ND	27.30	0.00	675.69
NHCW-14	702.99	02/24/2022	ND	27.53	0.00	675.46
NHCW-14	702.99	04/01/2022	ND	27.53	0.00	675.46
NHCW-14	702.99	04/28/2022	ND	27.83	0.00	675.16
NHCW-14	702.99	05/04/2022	ARP	ARP	ARP	ARP
NHCW-14	702.99	05/25/2022	ND	28.44	0.00	674.55
NHCW-15						
NHCW-15	702.64	02/22/2021	ND	16.26	0.00	686.38
NHCW-15	702.64	03/04/2021	ND	17.06	0.00	685.58
NHCW-15	702.64	03/08/2021	ND	17.54	0.00	685.10
NHCW-15	702.64	03/11/2021	ND	17.57	0.00	685.07
NHCW-15	702.64	03/15/2021	ND	17.74	0.00	684.90
NHCW-15	702.64	03/22/2021	ND	16.89	0.00	685.75
NHCW-15	702.64	04/01/2021	ND	16.11	0.00	686.53
NHCW-15	702.64	04/12/2021	ND	16.87	0.00	685.77
NHCW-15	702.64	04/19/2021	ND	17.34	0.00	685.30
NHCW-15	702.64	04/29/2021	ND	17.94	0.00	684.70
NHCW-15	702.64	05/03/2021	ND	18.10	0.00	684.54
NHCW-15	702.64	05/10/2021	ND	18.54	0.00	684.10
NHCW-15	702.64	05/18/2021	ND	19.01	0.00	683.63
NHCW-15	702.64	05/26/2021	ND	19.15	0.00	683.49
NHCW-15	702.64	05/31/2021	ND	19.60	0.00	683.04
NHCW-15	702.64	06/07/2021	ND	19.89	0.00	682.75

Table 4
Summary of Recovery Well Gauging Data

Colonial Pipeline Company
2020-L1-SR2448
Huntersville, North Carolina

Well ID	Top Of Casing Elevation[1]	Date	Depth to Free Product (ft btoc)	Depth to Groundwater (ft btoc)	Free Product Thickness (ft)	Groundwater Elevation[2] (ft btoc)
NHCW-15	702.64	06/14/2021	ND	20.03	0.00	682.61
NHCW-15	702.64	06/21/2021	ND	20.36	0.00	682.28
NHCW-15	702.64	07/01/2021	ND	20.55	0.00	682.09
NHCW-15	702.64	07/06/2021	ND	20.81	0.00	681.83
NHCW-15	702.64	07/14/2021	ND	20.98	0.00	681.66
NHCW-15	702.64	07/28/2021	ND	21.32	0.00	681.32
NHCW-15	702.64	08/02/2021	ND	21.85	0.00	680.79
NHCW-15	702.64	08/16/2021	ND	22.39	0.00	680.25
NHCW-15	702.64	08/26/2021	ND	22.78	0.00	679.86
NHCW-15	702.64	08/30/2021	ND	23.24	0.00	679.40
NHCW-15	702.64	09/14/2021	ND	24.11	0.00	678.53
NHCW-15	702.64	09/16/2021	ND	23.94	0.00	678.70
NHCW-15	702.64	09/23/2021	ND	24.88	0.00	677.76
NHCW-15	702.64	10/06/2021	ND	25.28	0.00	677.36
NHCW-15	702.64	10/12/2021	ND	25.51	0.00	677.13
NHCW-15	702.64	10/18/2021	ND	25.79	0.00	676.85
NHCW-15	702.64	10/27/2021	ND	25.93	0.00	676.71
NHCW-15	702.64	11/01/2021	ND	26.12	0.00	676.52
NHCW-15	702.64	11/15/2021	ND	27.52	0.00	675.12
NHCW-15	702.64	11/22/2021	ND	27.84	0.00	674.80
NHCW-15	702.64	11/30/2021	ND	27.53	0.00	675.11
NHCW-15	702.64	12/06/2021	ND	27.96	0.00	674.68
NHCW-15	702.64	12/13/2021	ND	28.19	0.00	674.45
NHCW-15	702.64	12/20/2021	ND	28.31	0.00	674.33
NHCW-15	702.64	12/28/2021	ND	27.80	0.00	674.84
NHCW-15	702.64	01/04/2022	ND	28.35	0.00	674.29
NHCW-15	702.64	01/10/2022	ND	28.38	0.00	674.26
NHCW-15	702.64	01/27/2022	ND	27.84	0.00	674.80
NHCW-15	702.64	01/31/2022	ND	27.20	0.00	675.44
NHCW-15	702.64	02/09/2022	ND	27.92	0.00	674.72
NHCW-15	702.64	02/14/2022	ND	28.16	0.00	674.48
NHCW-15	702.64	02/24/2022	ND	28.05	0.00	674.59
NHCW-15	702.64	02/28/2022	ND	28.51	0.00	674.13
NHCW-15	702.64	03/07/2022	ND	28.70	0.00	673.94
NHCW-15	702.64	03/14/2022	ND	28.07	0.00	674.57
NHCW-15	702.64	03/22/2022	ND	28.38	0.00	674.26
NHCW-15	702.64	04/01/2022	ND	29.86	0.00	672.78
NHCW-15	702.64	04/11/2022	ND	28.63	0.00	674.01
NHCW-15	702.64	04/19/2022	ND	28.70	0.00	673.94
NHCW-15	702.64	04/28/2022	ND	28.14	0.00	674.50
NHCW-15	702.64	05/04/2022	ND	28.61	0.00	674.03
NHCW-15	702.64	05/11/2022	ND	28.82	0.00	673.82
NHCW-15	702.64	05/18/2022	ND	29.01	0.00	673.63
NHCW-15	702.64	05/25/2022	ND	29.75	0.00	672.89

Table 4
Summary of Recovery Well Gauging Data

Colonial Pipeline Company
2020-L1-SR2448
Huntersville, North Carolina

Well ID	Top Of Casing Elevation[1]	Date	Depth to Free Product (ft btoc)	Depth to Groundwater (ft btoc)	Free Product Thickness (ft)	Groundwater Elevation[2] (ft btoc)
NHCW-15	702.64	06/01/2022	ND	29.26	0.00	673.38
NHCW-15	702.64	06/08/2022	ND	29.49	0.00	673.15
NHCW-15	702.64	06/13/2022	ND	29.62	0.00	673.02
NHCW-16						
NHCW-16	704.99	02/22/2021	ND	20.32	0.00	684.67
NHCW-16	704.99	03/04/2021	ND	21.05	0.00	683.94
NHCW-16	704.99	03/08/2021	ND	21.35	0.00	683.64
NHCW-16	704.99	03/15/2021	ND	21.32	0.00	683.67
NHCW-16	704.99	03/22/2021	ND	21.43	0.00	683.56
NHCW-16	704.99	04/01/2021	ND	20.90	0.00	684.09
NHCW-16	704.99	04/12/2021	ND	21.15	0.00	683.84
NHCW-16	704.99	04/19/2021	ND	21.53	0.00	683.46
NHCW-16	704.99	04/29/2021	ND	21.83	0.00	683.16
NHCW-16	704.99	05/03/2021	ND	21.82	0.00	683.17
NHCW-16	704.99	05/10/2021	ND	22.17	0.00	682.82
NHCW-16	704.99	05/18/2021	ND	22.48	0.00	682.51
NHCW-16	704.99	05/26/2021	ND	22.56	0.00	682.43
NHCW-16	704.99	05/31/2021	ND	22.92	0.00	682.07
NHCW-16	704.99	06/07/2021	ND	23.23	0.00	681.76
NHCW-16	704.99	06/14/2021	ND	23.31	0.00	681.68
NHCW-16	704.99	06/21/2021	ND	23.57	0.00	681.42
NHCW-16	704.99	07/01/2021	ND	23.68	0.00	681.31
NHCW-16	704.99	07/06/2021	ND	23.89	0.00	681.10
NHCW-16	704.99	07/14/2021	23.95	23.98	0.03	681.03
NHCW-16	704.99	07/28/2021	24.44	24.46	0.02	680.54
NHCW-16	704.99	08/02/2021	24.95	24.96	0.01	680.04
NHCW-16	704.99	08/26/2021	ND	24.83	0.00	680.16
NHCW-16	704.99	09/16/2021	27.01	27.03	0.02	677.97
NHCW-16	704.99	09/23/2021	27.38	27.53	0.15	677.57
NHCW-16	704.99	10/12/2021	ARP	ARP	ARP	ARP
NHCW-16	704.99	10/27/2021	29.27	29.50	0.23	675.66
NHCW-16	704.99	11/30/2021	31.24	31.27	0.03	673.74
NHCW-16	704.99	12/06/2021	ARP	ARP	ARP	ARP
NHCW-16	704.99	12/13/2021	ARP	ARP	ARP	ARP
NHCW-16	704.99	12/20/2021	ARP	ARP	ARP	ARP
NHCW-16	704.99	12/28/2021	31.93	32.01	0.08	673.04
NHCW-16	704.99	01/04/2022	ARP	ARP	ARP	ARP
NHCW-16	704.99	01/10/2022	ARP	ARP	ARP	ARP
NHCW-16	704.99	01/27/2022	32.18	32.46	0.28	672.73
NHCW-16	704.99	02/24/2022	32.35	32.38	0.03	672.63
NHCW-16	704.99	04/01/2022	ND	32.11	0.00	672.88
NHCW-16	704.99	04/28/2022	32.39	32.45	0.06	672.58
NHCW-16	704.99	05/04/2022	ARP	ARP	ARP	ARP
NHCW-16	704.99	05/25/2022	32.73	32.79	0.06	672.24

Table 4
Summary of Recovery Well Gauging Data

Colonial Pipeline Company
2020-L1-SR2448
Huntersville, North Carolina

Well ID	Top Of Casing Elevation[1]	Date	Depth to Free Product (ft btoc)	Depth to Groundwater (ft btoc)	Free Product Thickness (ft)	Groundwater Elevation[2] (ft btoc)
NHCW-17						
NHCW-17	705.83	02/22/2021	ND	22.42	0.00	683.41
NHCW-17	705.83	03/04/2021	ND	22.12	0.00	683.71
NHCW-17	705.83	03/08/2021	ND	NM	NM	NM
NHCW-17	705.83	03/15/2021	ND	22.27	0.00	683.56
NHCW-17	705.83	03/22/2021	ND	22.36	0.00	683.47
NHCW-17	705.83	04/01/2021	ND	21.94	0.00	683.89
NHCW-17	705.83	04/12/2021	ND	22.04	0.00	683.79
NHCW-17	705.83	04/19/2021	ND	23.44	0.00	682.39
NHCW-17	705.83	04/29/2021	ND	22.84	0.00	682.99
NHCW-17	705.83	05/03/2021	ND	22.82	0.00	683.01
NHCW-17	705.83	05/10/2021	ND	23.19	0.00	682.64
NHCW-17	705.83	05/18/2021	ND	23.20	0.00	682.63
NHCW-17	705.83	05/26/2021	ND	23.39	0.00	682.44
NHCW-17	705.83	05/31/2021	ND	23.71	0.00	682.12
NHCW-17	705.83	06/07/2021	ND	24.01	0.00	681.82
NHCW-17	705.83	06/14/2021	ND	24.10	0.00	681.73
NHCW-17	705.83	06/21/2021	ND	24.38	0.00	681.45
NHCW-17	705.83	07/01/2021	ND	24.55	0.00	681.28
NHCW-17	705.83	07/06/2021	ND	24.72	0.00	681.11
NHCW-17	705.83	07/14/2021	ND	24.81	0.00	681.02
NHCW-17	705.83	07/28/2021	ND	25.32	0.00	680.51
NHCW-17	705.83	08/02/2021	ND	25.66	0.00	680.17
NHCW-17	705.83	08/16/2021	ND	26.30	0.00	679.53
NHCW-17	705.83	08/26/2021	ND	26.85	0.00	678.98
NHCW-17	705.83	08/30/2021	ND	27.23	0.00	678.60
NHCW-17	705.83	09/14/2021	ND	28.15	0.00	677.68
NHCW-17	705.83	09/23/2021	ND	28.48	0.00	677.35
NHCW-17	705.83	10/06/2021	ND	29.48	0.00	676.35
NHCW-17	705.83	10/12/2021	ND	29.79	0.00	676.04
NHCW-17	705.83	10/18/2021	ND	30.04	0.00	675.79
NHCW-17	705.83	10/27/2021	ND	30.33	0.00	675.50
NHCW-17	705.83	11/01/2021	ND	30.48	0.00	675.35
NHCW-17	705.83	11/15/2021	ND	31.63	0.00	674.20
NHCW-17	705.83	11/22/2021	ND	32.16	0.00	673.67
NHCW-17	705.83	11/30/2021	ND	32.35	0.00	673.48
NHCW-17	705.83	12/06/2021	ND	32.87	0.00	672.96
NHCW-17	705.83	12/13/2021	ND	33.28	0.00	672.55
NHCW-17	705.83	12/20/2021	ND	33.49	0.00	672.34
NHCW-17	705.83	12/28/2021	ND	33.02	0.00	672.81
NHCW-17	705.83	01/04/2022	ND	33.61	0.00	672.22
NHCW-17	705.83	01/10/2022	ND	33.72	0.00	672.11
NHCW-17	705.83	01/27/2022	ND	33.25	0.00	672.58
NHCW-17	705.83	01/31/2022	ND	33.13	0.00	672.70

Table 4
Summary of Recovery Well Gauging Data

Colonial Pipeline Company
2020-L1-SR2448
Huntersville, North Carolina

Well ID	Top Of Casing Elevation[1]	Date	Depth to Free Product (ft btoc)	Depth to Groundwater (ft btoc)	Free Product Thickness (ft)	Groundwater Elevation[2] (ft btoc)
NHCW-17	705.83	02/09/2022	ND	33.39	0.00	672.44
NHCW-17	705.83	02/14/2022	ND	33.64	0.00	672.19
NHCW-17	705.83	02/24/2022	ND	33.43	0.00	672.40
NHCW-17	705.83	02/28/2022	ND	33.89	0.00	671.94
NHCW-17	705.83	03/07/2022	ND	33.97	0.00	671.86
NHCW-17	705.83	03/14/2022	ND	33.50	0.00	672.33
NHCW-17	705.83	03/22/2022	ND	33.97	0.00	671.86
NHCW-17	705.83	04/01/2022	ND	32.14	0.00	673.69
NHCW-17	705.83	04/11/2022	ND	33.86	0.00	671.97
NHCW-17	705.83	04/19/2022	ND	34.00	0.00	671.83
NHCW-17	705.83	04/28/2022	ND	33.47	0.00	672.36
NHCW-17	705.83	05/04/2022	ND	33.42	0.00	672.41
NHCW-17	705.83	05/11/2022	ND	33.58	0.00	672.25
NHCW-17	705.83	05/18/2022	ND	33.85	0.00	671.98
NHCW-17	705.83	05/25/2022	ND	33.74	0.00	672.09
NHCW-17	705.83	06/01/2022	ND	34.12	0.00	671.71
NHCW-17	705.83	06/08/2022	ND	34.32	0.00	671.51
NHCW-17	705.83	06/13/2022	ND	34.47	0.00	671.36
NHCW-18						
NHCW-18	709.11	02/22/2021	ND	25.78	0.00	683.33
NHCW-18	709.11	03/04/2021	ND	25.54	0.00	683.57
NHCW-18	709.11	03/08/2021	ND	26.37	0.00	682.74
NHCW-18	709.11	03/15/2021	ND	25.66	0.00	683.45
NHCW-18	709.11	03/22/2021	ND	25.71	0.00	683.40
NHCW-18	709.11	04/01/2021	ND	25.29	0.00	683.82
NHCW-18	709.11	04/12/2021	ND	25.42	0.00	683.69
NHCW-18	709.11	04/19/2021	ND	26.85	0.00	682.26
NHCW-18	709.11	04/29/2021	ND	26.21	0.00	682.90
NHCW-18	709.11	05/03/2021	ND	26.22	0.00	682.89
NHCW-18	709.11	05/10/2021	ND	26.56	0.00	682.55
NHCW-18	709.11	05/18/2021	ND	26.77	0.00	682.34
NHCW-18	709.11	05/26/2021	ND	23.89	0.00	685.22
NHCW-18	709.11	05/31/2021	ND	27.25	0.00	681.86
NHCW-18	709.11	06/07/2021	ND	27.58	0.00	681.53
NHCW-18	709.11	06/14/2021	ND	27.68	0.00	681.43
NHCW-18	709.11	06/21/2021	ND	27.95	0.00	681.16
NHCW-18	709.11	07/01/2021	ND	28.10	0.00	681.01
NHCW-18	709.11	07/06/2021	ND	28.27	0.00	680.84
NHCW-18	709.11	07/14/2021	ND	28.42	0.00	680.69
NHCW-18	709.11	07/28/2021	ND	28.84	0.00	680.27
NHCW-18	709.11	08/02/2021	ND	29.21	0.00	679.90
NHCW-18	709.11	08/16/2021	ND	29.83	0.00	679.28
NHCW-18	709.11	08/26/2021	ND	30.38	0.00	678.73
NHCW-18	709.11	08/30/2021	ND	29.72	0.00	679.39

Table 4
Summary of Recovery Well Gauging Data

Colonial Pipeline Company
2020-L1-SR2448
Huntersville, North Carolina

Well ID	Top Of Casing Elevation[1]	Date	Depth to Free Product (ft btoc)	Depth to Groundwater (ft btoc)	Free Product Thickness (ft)	Groundwater Elevation[2] (ft btoc)
NHCW-18	709.11	09/14/2021	ND	31.61	0.00	677.50
NHCW-18	709.11	09/23/2021	ND	31.97	0.00	677.14
NHCW-18	709.11	10/06/2021	ND	32.97	0.00	676.14
NHCW-18	709.11	10/12/2021	ND	33.27	0.00	675.84
NHCW-18	709.11	10/18/2021	ND	33.53	0.00	675.58
NHCW-18	709.11	10/27/2021	ND	33.82	0.00	675.29
NHCW-18	709.11	11/01/2021	ND	33.97	0.00	675.14
NHCW-18	709.11	11/15/2021	ND	35.08	0.00	674.03
NHCW-18	709.11	11/22/2021	ND	35.66	0.00	673.45
NHCW-18	709.11	11/30/2021	ND	35.85	0.00	673.26
NHCW-18	709.11	12/06/2021	ND	36.27	0.00	672.84
NHCW-18	709.11	12/13/2021	ND	36.69	0.00	672.42
NHCW-18	709.11	12/20/2021	ND	36.93	0.00	672.18
NHCW-18	709.11	12/28/2021	ND	36.53	0.00	672.58
NHCW-18	709.11	01/04/2022	ND	37.08	0.00	672.03
NHCW-18	709.11	01/10/2022	ND	37.15	0.00	671.96
NHCW-18	709.11	01/27/2022	ND	36.79	0.00	672.32
NHCW-18	709.11	01/31/2022	ND	36.66	0.00	672.45
NHCW-18	709.11	02/09/2022	ND	36.95	0.00	672.16
NHCW-18	709.11	02/14/2022	ND	37.19	0.00	671.92
NHCW-18	709.11	02/24/2022	ND	36.98	0.00	672.13
NHCW-18	709.11	02/28/2022	ND	37.35	0.00	671.76
NHCW-18	709.11	03/07/2022	ND	37.42	0.00	671.69
NHCW-18	709.11	03/14/2022	ND	37.06	0.00	672.05
NHCW-18	709.11	03/22/2022	ND	37.42	0.00	671.69
NHCW-18	709.11	04/01/2022	ND	36.68	0.00	672.43
NHCW-18	709.11	04/11/2022	ND	37.25	0.00	671.86
NHCW-18	709.11	04/19/2022	ND	32.39	0.00	676.72
NHCW-18	709.11	04/28/2022	ND	36.97	0.00	672.14
NHCW-18	709.11	05/04/2022	ND	36.86	0.00	672.25
NHCW-18	709.11	05/11/2022	ND	37.00	0.00	672.11
NHCW-18	709.11	05/18/2022	ND	37.29	0.00	671.82
NHCW-18	709.11	05/25/2022	ND	37.23	0.00	671.88
NHCW-18	709.11	06/01/2022	ND	37.55	0.00	671.56
NHCW-18	709.11	06/08/2022	ND	37.72	0.00	671.39
NHCW-18	709.11	06/13/2022	ND	37.85	0.00	671.26
NHCW-19						
NHCW-19	706.80	02/16/2021	ND	24.04	0.00	682.76
NHCW-19	706.80	02/22/2021	ND	23.48	0.00	683.32
NHCW-19	706.80	03/04/2021	ND	23.35	0.00	683.45
NHCW-19	706.80	03/08/2021	ND	23.65	0.00	683.15
NHCW-19	706.80	03/15/2021	ND	23.72	0.00	683.08
NHCW-19	706.80	03/22/2021	ND	23.59	0.00	683.21
NHCW-19	706.80	04/01/2021	ND	23.01	0.00	683.79

Table 4
Summary of Recovery Well Gauging Data

Colonial Pipeline Company
2020-L1-SR2448
Huntersville, North Carolina

Well ID	Top Of Casing Elevation[1]	Date	Depth to Free Product (ft btoc)	Depth to Groundwater (ft btoc)	Free Product Thickness (ft)	Groundwater Elevation[2] (ft btoc)
NHCW-19	706.80	04/12/2021	ND	23.48	0.00	683.32
NHCW-19	706.80	04/19/2021	ND	23.91	0.00	682.89
NHCW-19	706.80	04/29/2021	ND	24.18	0.00	682.62
NHCW-19	706.80	05/03/2021	ND	24.23	0.00	682.57
NHCW-19	706.80	05/10/2021	ND	24.5	0.00	682.3
NHCW-19	706.80	05/18/2021	ND	24.68	0.00	682.12
NHCW-19	706.80	05/26/2021	ND	24.88	0.00	681.92
NHCW-19	706.80	05/31/2021	ND	25.1	0.00	681.7
NHCW-19	706.80	06/07/2021	ND	25.44	0.00	681.36
NHCW-19	706.80	06/14/2021	ND	25.49	0.00	681.31
NHCW-19	706.80	06/21/2021	ND	25.74	0.00	681.06
NHCW-19	706.80	07/01/2021	ND	26.85	0.00	679.95
NHCW-19	706.80	07/06/2021	ND	26.07	0.00	680.73
NHCW-19	706.80	07/14/2021	ND	26.16	0.00	680.64
NHCW-19	706.80	07/28/2021	ND	26.57	0.00	680.23
NHCW-19	706.80	08/02/2021	ND	26.98	0.00	679.82
NHCW-19	706.80	08/16/2021	ND	27.58	0.00	679.22
NHCW-19	706.80	08/26/2021	ND	28.06	0.00	678.74
NHCW-19	706.80	08/30/2021	ND	28.44	0.00	678.36
NHCW-19	706.80	09/14/2021	ND	29.3	0.00	677.5
NHCW-19	706.80	09/23/2021	ND	29.6	0.00	677.2
NHCW-19	706.80	10/06/2021	ND	30.65	0.00	676.15
NHCW-19	706.80	10/12/2021	ND	30.93	0.00	675.87
NHCW-19	706.80	10/18/2021	ND	31.22	0.00	675.58
NHCW-19	706.80	10/27/2021	ND	31.36	0.00	675.44
NHCW-19	706.80	11/01/2021	ND	31.53	0.00	675.27
NHCW-19	706.80	11/15/2021	ND	32.82	0.00	673.98
NHCW-19	706.80	11/22/2021	ND	33.36	0.00	673.44
NHCW-19	706.80	11/30/2021	ND	33.43	0.00	673.37
NHCW-19	706.80	12/06/2021	ND	33.94	0.00	672.86
NHCW-19	706.80	12/13/2021	ND	34.29	0.00	672.51
NHCW-19	706.80	12/20/2021	ND	34.51	0.00	672.29
NHCW-19	706.80	12/28/2021	ND	34.05	0.00	672.75
NHCW-19	706.80	01/04/2022	ND	34.68	0.00	672.12
NHCW-19	706.80	01/10/2022	ND	34.79	0.00	672.01
NHCW-19	706.80	01/27/2022	ND	34.38	0.00	672.42
NHCW-19	706.80	01/31/2022	ND	34.34	0.00	672.46
NHCW-19	706.80	02/09/2022	ND	34.59	0.00	672.21
NHCW-19	706.80	02/14/2022	ND	34.87	0.00	671.93
NHCW-19	706.80	02/24/2022	ND	34.58	0.00	672.22
NHCW-19	706.80	02/28/2022	ND	35.00	0.00	671.80
NHCW-19	706.80	03/07/2022	ND	35.07	0.00	671.73
NHCW-19	706.80	03/14/2022	ND	34.60	0.00	672.20
NHCW-19	706.80	03/22/2022	ND	34.91	0.00	671.89

Table 4
Summary of Recovery Well Gauging Data

Colonial Pipeline Company
2020-L1-SR2448
Huntersville, North Carolina

Well ID	Top Of Casing Elevation[1]	Date	Depth to Free Product (ft btoc)	Depth to Groundwater (ft btoc)	Free Product Thickness (ft)	Groundwater Elevation[2] (ft btoc)
NHCW-19	706.80	04/01/2022	ND	34.10	0.00	672.70
NHCW-19	706.80	04/11/2022	ND	34.66	0.00	672.14
NHCW-19	706.80	04/19/2022	ND	34.77	0.00	672.03
NHCW-19	706.80	04/28/2022	ND	34.31	0.00	672.49
NHCW-19	706.80	05/04/2022	ND	34.30	0.00	672.50
NHCW-19	706.80	05/11/2022	ND	34.46	0.00	672.34
NHCW-19	706.80	05/18/2022	ND	34.84	0.00	671.96
NHCW-19	706.80	05/25/2022	ND	34.76	0.00	672.04
NHCW-19	706.80	06/01/2022	ND	35.13	0.00	671.67
NHCW-19	706.80	06/08/2022	ND	35.40	0.00	671.40
NHCW-19	706.80	06/13/2022	ND	35.44	0.00	671.36
NHCW-20						
NHCW-20	709.03	02/16/2021	ND	26.37	0.00	682.66
NHCW-20	709.03	02/22/2021	ND	25.86	0.00	683.17
NHCW-20	709.03	03/04/2021	ND	25.76	0.00	683.27
NHCW-20	709.03	03/08/2021	ND	25.92	0.00	683.11
NHCW-20	709.03	03/15/2021	ND	25.99	0.00	683.04
NHCW-20	709.03	03/22/2021	ND	25.94	0.00	683.09
NHCW-20	709.03	04/01/2021	ND	25.46	0.00	683.57
NHCW-20	709.03	04/12/2021	ND	35.80	0.00	673.23
NHCW-20	709.03	04/19/2021	ND	26.17	0.00	682.86
NHCW-20	709.03	04/29/2021	ND	26.44	0.00	682.59
NHCW-20	709.03	05/03/2021	ND	26.50	0.00	682.53
NHCW-20	709.03	05/10/2021	ND	26.72	0.00	682.31
NHCW-20	709.03	05/18/2021	ND	26.83	0.00	682.20
NHCW-20	709.03	05/26/2021	ND	26.99	0.00	682.04
NHCW-20	709.03	05/31/2021	ND	27.22	0.00	681.81
NHCW-20	709.03	06/07/2021	ND	27.51	0.00	681.52
NHCW-20	709.03	06/14/2021	ND	27.60	0.00	681.43
NHCW-20	709.03	06/21/2021	ND	27.83	0.00	681.20
NHCW-20	709.03	07/01/2021	ND	27.98	0.00	681.05
NHCW-20	709.03	07/06/2021	ND	28.14	0.00	680.89
NHCW-20	709.03	07/14/2021	ND	28.25	0.00	680.78
NHCW-20	709.03	07/28/2021	ND	28.65	0.00	680.38
NHCW-20	709.03	08/02/2021	ND	29.09	0.00	679.94
NHCW-20	709.03	08/16/2021	ND	29.62	0.00	679.41
NHCW-20	709.03	08/26/2021	ND	30.15	0.00	678.88
NHCW-20	709.03	08/30/2021	ND	36.52	0.00	672.51
NHCW-20	709.03	09/14/2021	ND	31.33	0.00	677.70
NHCW-20	709.03	09/23/2021	ND	31.68	0.00	677.35
NHCW-20	709.03	10/06/2021	ND	32.72	0.00	676.31
NHCW-20	709.03	10/12/2021	ND	33.00	0.00	676.03
NHCW-20	709.03	10/18/2021	ND	33.29	0.00	675.74
NHCW-20	709.03	10/27/2021	ND	33.43	0.00	675.60

Table 4
Summary of Recovery Well Gauging Data

Colonial Pipeline Company
2020-L1-SR2448
Huntersville, North Carolina

Well ID	Top Of Casing Elevation[1]	Date	Depth to Free Product (ft btoc)	Depth to Groundwater (ft btoc)	Free Product Thickness (ft)	Groundwater Elevation[2] (ft btoc)
NHCW-20	709.03	11/01/2021	ND	33.59	0.00	675.44
NHCW-20	709.03	11/15/2021	ND	34.87	0.00	674.16
NHCW-20	709.03	11/22/2021	ND	35.42	0.00	673.61
NHCW-20	709.03	11/30/2021	ND	35.55	0.00	673.48
NHCW-20	709.03	12/06/2021	ND	36.02	0.00	673.01
NHCW-20	709.03	12/13/2021	ND	36.39	0.00	672.64
NHCW-20	709.03	12/20/2021	ND	36.62	0.00	672.41
NHCW-20	709.03	12/28/2021	ND	36.21	0.00	672.82
NHCW-20	709.03	01/04/2022	ND	36.81	0.00	672.22
NHCW-20	709.03	01/10/2022	ND	36.93	0.00	672.10
NHCW-20	709.03	01/27/2022	ND	36.58	0.00	672.45
NHCW-20	709.03	01/31/2022	ND	36.51	0.00	672.52
NHCW-20	709.03	02/09/2022	ND	36.82	0.00	672.21
NHCW-20	709.03	02/14/2022	ND	37.04	0.00	671.99
NHCW-20	709.03	02/24/2022	ND	36.78	0.00	672.25
NHCW-20	709.03	02/28/2022	ND	37.13	0.00	671.90
NHCW-20	709.03	03/07/2022	ND	37.23	0.00	671.80
NHCW-20	709.03	03/14/2022	ND	36.81	0.00	672.22
NHCW-20	709.03	03/22/2022	ND	37.15	0.00	671.88
NHCW-20	709.03	04/01/2022	ND	35.36	0.00	673.67
NHCW-20	709.03	04/11/2022	ND	36.77	0.00	672.26
NHCW-20	709.03	04/19/2022	ND	36.99	0.00	672.04
NHCW-20	709.03	04/28/2022	ND	36.58	0.00	672.45
NHCW-20	709.03	05/04/2022	ND	36.54	0.00	672.49
NHCW-20	709.03	05/11/2022	ND	36.68	0.00	672.35
NHCW-20	709.03	05/18/2022	ND	37.04	0.00	671.99
NHCW-20	709.03	05/25/2022	ND	36.99	0.00	672.04
NHCW-20	709.03	06/01/2022	ND	37.31	0.00	671.72
NHCW-20	709.03	06/08/2022	ND	37.44	0.00	671.59
NHCW-20	709.03	06/13/2022	ND	37.59	0.00	671.44
NHCW-21						
NHCW-21	709.90	02/16/2021	ND	31.29	0.00	678.61
NHCW-21	709.90	02/22/2021	ND	27.03	0.00	682.87
NHCW-21	709.90	03/04/2021	NM	NM	NM	NM
NHCW-21	709.90	03/08/2021	ND	26.97	0.00	682.93
NHCW-21	709.90	03/15/2021	ND	27.00	0.00	682.9
NHCW-21	709.90	03/22/2021	ND	26.96	0.00	682.94
NHCW-21	709.90	04/01/2021	ND	26.62	0.00	683.28
NHCW-21	709.90	04/12/2021	ND	26.81	0.00	683.09
NHCW-21	709.90	04/19/2021	ND	27.17	0.00	682.73
NHCW-21	709.90	04/29/2021	ND	27.32	0.00	682.58
NHCW-21	709.90	05/03/2021	ND	27.35	0.00	682.55
NHCW-21	709.90	05/10/2021	ND	27.51	0.00	682.39
NHCW-21	709.90	05/18/2021	ND	27.57	0.00	682.33

Table 4
Summary of Recovery Well Gauging Data

Colonial Pipeline Company
2020-L1-SR2448
Huntersville, North Carolina

Well ID	Top Of Casing Elevation[1]	Date	Depth to Free Product (ft btoc)	Depth to Groundwater (ft btoc)	Free Product Thickness (ft)	Groundwater Elevation[2] (ft btoc)
NHCW-21	709.90	05/26/2021	ND	27.69	0.00	682.21
NHCW-21	709.90	05/31/2021	ND	27.91	0.00	681.99
NHCW-21	709.90	06/07/2021	ND	28.14	0.00	681.76
NHCW-21	709.90	06/14/2021	ND	28.22	0.00	681.68
NHCW-21	709.90	06/21/2021	ND	28.43	0.00	681.47
NHCW-21	709.90	07/01/2021	ND	28.55	0.00	681.35
NHCW-21	709.90	07/06/2021	ND	28.73	0.00	681.17
NHCW-21	709.90	07/14/2021	ND	28.81	0.00	681.09
NHCW-21	709.90	07/28/2021	ND	29.2	0.00	680.7
NHCW-21	709.90	08/02/2021	ND	29.6	0.00	680.3
NHCW-21	709.90	08/16/2021	ND	30.18	0.00	679.72
NHCW-21	709.90	08/26/2021	ND	30.66	0.00	679.24
NHCW-21	709.90	08/30/2021	ND	31.00	0.00	678.9
NHCW-21	709.90	09/14/2021	ND	31.82	0.00	678.08
NHCW-21	709.90	09/23/2021	ND	32.15	0.00	677.75
NHCW-21	709.90	10/06/2021	ND	33.18	0.00	676.72
NHCW-21	709.90	10/12/2021	ND	33.45	0.00	676.45
NHCW-21	709.90	10/18/2021	ND	33.74	0.00	676.16
NHCW-21	709.90	10/27/2021	ND	33.85	0.00	676.05
NHCW-21	709.90	11/01/2021	ND	34.04	0.00	675.86
NHCW-21	709.90	11/15/2021	ND	35.31	0.00	674.59
NHCW-21	709.90	11/22/2021	ND	35.86	0.00	674.04
NHCW-21	709.90	11/30/2021	ND	36.05	0.00	673.85
NHCW-21	709.90	12/06/2021	ND	36.47	0.00	674.59
NHCW-21	709.90	12/13/2021	ND	36.87	0.00	673.03
NHCW-21	709.90	12/20/2021	ND	37.12	0.00	672.78
NHCW-21	709.90	12/28/2021	ND	36.72	0.00	673.18
NHCW-21	709.90	01/04/2022	ND	37.32	0.00	674.59
NHCW-21	709.90	01/10/2022	ND	37.47	0.00	672.43
NHCW-21	709.90	01/27/2022	ND	37.18	0.00	672.72
NHCW-21	709.90	01/31/2022	ND	37.14	0.00	672.76
NHCW-21	709.90	02/09/2022	ND	37.45	0.00	672.45
NHCW-21	709.90	02/14/2022	ND	37.72	0.00	672.18
NHCW-21	709.90	02/24/2022	ND	37.46	0.00	674.59
NHCW-21	709.90	02/28/2022	ND	37.82	0.00	672.08
NHCW-21	709.90	03/07/2022	ND	37.92	0.00	671.98
NHCW-21	709.90	03/14/2022	ND	37.52	0.00	672.38
NHCW-21	709.90	03/22/2022	ND	37.96	0.00	674.59
NHCW-21	709.90	04/01/2022	ND	37.13	0.00	672.77
NHCW-21	709.90	04/11/2022	ND	37.64	0.00	672.26
NHCW-21	709.90	04/19/2022	ND	37.80	0.00	672.10
NHCW-21	709.90	04/28/2022	ND	37.41	0.00	674.59
NHCW-21	709.90	05/04/2022	ND	37.38	0.00	672.52
NHCW-21	709.90	05/11/2022	ND	37.48	0.00	672.42

Table 4
Summary of Recovery Well Gauging Data

Colonial Pipeline Company
2020-L1-SR2448
Huntersville, North Carolina

Well ID	Top Of Casing Elevation[1]	Date	Depth to Free Product (ft btoc)	Depth to Groundwater (ft btoc)	Free Product Thickness (ft)	Groundwater Elevation[2] (ft btoc)
NHCW-21	709.90	05/18/2022	ND	37.87	0.00	672.03
NHCW-21	709.90	05/25/2022	ND	37.72	0.00	672.18
NHCW-21	709.90	06/01/2022	ND	38.00	0.00	671.90
NHCW-21	709.90	06/08/2022	ND	38.17	0.00	671.73
NHCW-21	709.90	06/13/2022	ND	38.26	0.00	671.64
NHCW-22						
NHCW-22	712.70	02/16/2021	ND	29.58	0.00	683.12
NHCW-22	712.70	02/22/2021	ND	30.14	0.00	682.56
NHCW-22	712.70	03/04/2021	ND	30.11	0.00	682.59
NHCW-22	712.70	03/08/2021	ND	30.02	0.00	682.68
NHCW-22	712.70	03/15/2021	ND	29.98	0.00	682.72
NHCW-22	712.70	03/22/2021	ND	30.01	0.00	682.69
NHCW-22	712.70	04/01/2021	ND	29.72	0.00	682.98
NHCW-22	712.70	04/12/2021	ND	29.83	0.00	682.87
NHCW-22	712.70	04/19/2021	ND	30.03	0.00	682.67
NHCW-22	712.70	04/29/2021	ND	29.99	0.00	682.71
NHCW-22	712.70	05/03/2021	ND	29.98	0.00	682.72
NHCW-22	712.70	05/10/2021	ND	30.10	0.00	682.60
NHCW-22	712.70	05/18/2021	ND	30.13	0.00	682.57
NHCW-22	712.70	05/26/2021	ND	30.21	0.00	682.49
NHCW-22	712.70	05/31/2021	ND	30.37	0.00	682.33
NHCW-22	712.70	06/07/2021	ND	30.62	0.00	682.08
NHCW-22	712.70	06/14/2021	ND	30.66	0.00	682.04
NHCW-22	712.70	06/21/2021	ND	30.83	0.00	681.87
NHCW-22	712.70	07/01/2021	ND	30.91	0.00	681.79
NHCW-22	712.70	07/06/2021	ND	31.12	0.00	681.58
NHCW-22	712.70	07/14/2021	ND	31.15	0.00	681.55
NHCW-22	712.70	07/28/2021	ND	31.53	0.00	681.17
NHCW-22	712.70	08/02/2021	ND	31.95	0.00	680.75
NHCW-22	712.70	08/16/2021	ND	32.44	0.00	680.26
NHCW-22	712.70	08/26/2021	ND	32.85	0.00	679.85
NHCW-22	712.70	08/30/2021	ND	32.23	0.00	680.47
NHCW-22	712.70	09/14/2021	ND	34.12	0.00	678.58
NHCW-22	712.70	09/23/2021	ND	34.32	0.00	678.38
NHCW-22	712.70	10/06/2021	ND	35.32	0.00	677.38
NHCW-22	712.70	10/12/2021	ND	35.55	0.00	677.15
NHCW-22	712.70	10/18/2021	ND	35.83	0.00	676.87
NHCW-22	712.70	10/27/2021	ND	35.85	0.00	676.85
NHCW-22	712.70	11/01/2021	ND	36.08	0.00	676.62
NHCW-22	712.70	11/15/2021	ND	37.44	0.00	675.26
NHCW-22	712.70	11/22/2021	ND	37.96	0.00	674.74
NHCW-22	712.70	11/30/2021	ND	38.09	0.00	674.61
NHCW-22	712.70	12/06/2021	ND	38.55	0.00	674.15
NHCW-22	712.70	12/13/2021	ND	38.91	0.00	673.79

Table 4
Summary of Recovery Well Gauging Data

Colonial Pipeline Company
2020-L1-SR2448
Huntersville, North Carolina

Well ID	Top Of Casing Elevation[1]	Date	Depth to Free Product (ft btoc)	Depth to Groundwater (ft btoc)	Free Product Thickness (ft)	Groundwater Elevation[2] (ft btoc)
NHCW-22	712.70	12/20/2021	ND	39.16	0.00	673.54
NHCW-22	712.70	12/28/2021	ND	38.70	0.00	674.00
NHCW-22	712.70	01/04/2022	ND	39.43	0.00	673.27
NHCW-22	712.70	01/10/2022	ND	39.70	0.00	673.00
NHCW-22	712.70	01/27/2022	ND	39.30	0.00	673.40
NHCW-22	712.70	01/31/2022	ND	39.38	0.00	673.32
NHCW-22	712.70	02/09/2022	ND	39.68	0.00	673.02
NHCW-22	712.70	02/14/2022	ND	40.08	0.00	672.62
NHCW-22	712.70	02/24/2022	ND	39.66	0.00	673.04
NHCW-22	712.70	02/28/2022	ND	40.17	0.00	672.53
NHCW-22	712.70	03/07/2022	ND	40.30	0.00	672.40
NHCW-22	712.70	03/14/2022	ND	39.79	0.00	672.91
NHCW-22	712.70	03/22/2022	ND	40.44	0.00	672.26
NHCW-22	712.70	04/01/2022	ND	39.51	0.00	673.19
NHCW-22	712.70	04/11/2022	ND	40.15	0.00	672.55
NHCW-22	712.70	04/19/2022	ND	40.33	0.00	672.37
NHCW-22	712.70	04/28/2022	ND	39.90	0.00	672.80
NHCW-22	712.70	05/04/2022	ND	40.04	0.00	672.66
NHCW-22	712.70	05/11/2022	ND	44.75	0.00	667.95
NHCW-22	712.70	05/18/2022	ND	40.42	0.00	672.28
NHCW-22	712.70	05/25/2022	ND	40.13	0.00	672.57
NHCW-22	712.70	06/01/2022	ND	40.43	0.00	672.27
NHCW-22	712.70	06/08/2022	ND	40.55	0.00	672.15
NHCW-22	712.70	06/13/2022	ND	40.68	0.00	672.02
NHCW-23						
NHCW-23	715.10	02/16/2021	ND	31.68	0.00	683.42
NHCW-23	715.10	02/22/2021	ND	32.55	0.00	682.55
NHCW-23	715.10	03/04/2021	ND	32.95	0.00	682.15
NHCW-23	715.10	03/08/2021	ND	32.40	0.00	682.70
NHCW-23	715.10	03/15/2021	ND	32.35	0.00	682.75
NHCW-23	715.10	03/22/2021	ND	32.39	0.00	682.71
NHCW-23	715.10	04/01/2021	ND	32.15	0.00	682.95
NHCW-23	715.10	04/12/2021	ND	32.20	0.00	682.90
NHCW-23	715.10	04/19/2021	ND	32.32	0.00	682.78
NHCW-23	715.10	04/29/2021	ND	32.26	0.00	682.84
NHCW-23	715.10	05/03/2021	ND	32.24	0.00	682.86
NHCW-23	715.10	05/10/2021	ND	32.32	0.00	682.78
NHCW-23	715.10	05/18/2021	ND	32.32	0.00	682.78
NHCW-23	715.10	05/26/2021	ND	32.43	0.00	682.67
NHCW-23	715.10	05/31/2021	ND	32.54	0.00	682.56
NHCW-23	715.10	06/07/2021	ND	32.78	0.00	682.32
NHCW-23	715.10	06/14/2021	ND	32.80	0.00	682.30
NHCW-23	715.10	06/21/2021	ND	32.98	0.00	682.12
NHCW-23	715.10	07/01/2021	ND	33.02	0.00	682.08

Table 4
Summary of Recovery Well Gauging Data

Colonial Pipeline Company
2020-L1-SR2448
Huntersville, North Carolina

Well ID	Top Of Casing Elevation[1]	Date	Depth to Free Product (ft btoc)	Depth to Groundwater (ft btoc)	Free Product Thickness (ft)	Groundwater Elevation[2] (ft btoc)
NHCW-23	715.10	07/06/2021	ND	33.23	0.00	681.87
NHCW-23	715.10	07/14/2021	ND	33.23	0.00	681.87
NHCW-23	715.10	07/28/2021	ND	33.64	0.00	681.46
NHCW-23	715.10	08/02/2021	ND	34.07	0.00	681.03
NHCW-23	715.10	08/16/2021	ND	34.50	0.00	680.60
NHCW-23	715.10	08/26/2021	ND	34.90	0.00	680.20
NHCW-23	715.10	08/30/2021	ND	35.25	0.00	679.85
NHCW-23	715.10	09/14/2021	ND	36.12	0.00	678.98
NHCW-23	715.10	09/23/2021	ND	36.34	0.00	678.76
NHCW-23	715.10	10/06/2021	ND	37.28	0.00	677.82
NHCW-23	715.10	10/12/2021	ND	37.54	0.00	677.56
NHCW-23	715.10	10/18/2021	ND	37.78	0.00	677.32
NHCW-23	715.10	10/27/2021	ND	37.83	0.00	677.27
NHCW-23	715.10	11/01/2021	ND	38.08	0.00	677.02
NHCW-23	715.10	11/15/2021	ND	39.35	0.00	675.75
NHCW-23	715.10	11/22/2021	ND	39.90	0.00	675.20
NHCW-23	715.10	11/30/2021	ND	40.06	0.00	675.04
NHCW-23	715.10	12/06/2021	ND	40.47	0.00	674.63
NHCW-23	715.10	12/13/2021	ND	40.85	0.00	674.25
NHCW-23	715.10	12/20/2021	ND	41.08	0.00	674.02
NHCW-23	715.10	12/28/2021	ND	40.70	0.00	674.40
NHCW-23	715.10	01/04/2022	ND	41.42	0.00	673.68
NHCW-23	715.10	01/10/2022	ND	41.73	0.00	673.37
NHCW-23	715.10	01/27/2022	ND	41.35	0.00	673.75
NHCW-23	715.10	01/31/2022	ND	41.44	0.00	673.66
NHCW-23	715.10	02/09/2022	ND	41.81	0.00	673.29
NHCW-23	715.10	02/14/2022	ND	42.22	0.00	672.88
NHCW-23	715.10	02/24/2022	ND	41.77	0.00	673.33
NHCW-23	715.10	02/28/2022	ND	42.36	0.00	672.74
NHCW-23	715.10	03/07/2022	ND	42.50	0.00	672.60
NHCW-23	715.10	03/14/2022	ND	42.08	0.00	673.02
NHCW-23	715.10	03/22/2022	ND	42.65	0.00	672.45
NHCW-23	715.10	04/01/2022	ND	41.69	0.00	673.41
NHCW-23	715.10	04/11/2022	ND	42.39	0.00	672.71
NHCW-23	715.10	04/19/2022	ND	42.53	0.00	672.57
NHCW-23	715.10	04/28/2022	ND	42.10	0.00	673.00
NHCW-23	715.10	05/04/2022	ND	42.34	0.00	672.76
NHCW-23	715.10	05/11/2022	ND	42.45	0.00	672.65
NHCW-23	715.10	05/18/2022	ND	42.67	0.00	672.43
NHCW-23	715.10	05/25/2022	ND	42.29	0.00	672.81
NHCW-23	715.10	06/01/2022	ND	42.63	0.00	672.47
NHCW-23	715.10	06/08/2022	ND	42.78	0.00	672.32
NHCW-23	715.10	06/13/2022	ND	42.82	0.00	672.28

Table 4
Summary of Recovery Well Gauging Data

Colonial Pipeline Company
2020-L1-SR2448
Huntersville, North Carolina

Well ID	Top Of Casing Elevation[1]	Date	Depth to Free Product (ft btoc)	Depth to Groundwater (ft btoc)	Free Product Thickness (ft)	Groundwater Elevation[2] (ft btoc)
NHCW-24						
NHCW-24	717.38	02/16/2021	ND	34.91	0.00	682.47
NHCW-24	717.38	02/22/2021	ND	34.77	0.00	682.61
NHCW-24	717.38	03/04/2021	ND	NM	NM	NM
NHCW-24	717.38	03/08/2021	ND	35.61	0.00	681.77
NHCW-24	717.38	03/15/2021	ND	34.54	0.00	682.84
NHCW-24	717.38	03/22/2021	ND	34.55	0.00	682.83
NHCW-24	717.38	04/01/2021	ND	34.32	0.00	683.06
NHCW-24	717.38	04/12/2021	ND	34.32	0.00	683.06
NHCW-24	717.38	04/19/2021	ND	34.40	0.00	682.98
NHCW-24	717.38	04/29/2021	ND	34.30	0.00	683.08
NHCW-24	717.38	05/03/2021	ND	34.26	0.00	683.12
NHCW-24	717.38	05/10/2021	ND	34.31	0.00	683.07
NHCW-24	717.38	05/18/2021	ND	34.30	0.00	683.08
NHCW-24	717.38	05/26/2021	ND	34.34	0.00	683.04
NHCW-24	717.38	05/31/2021	ND	34.50	0.00	682.88
NHCW-24	717.38	06/07/2021	ND	34.72	0.00	682.66
NHCW-24	717.38	06/14/2021	ND	34.74	0.00	682.64
NHCW-24	717.38	06/21/2021	ND	34.92	0.00	682.46
NHCW-24	717.38	07/01/2021	ND	34.98	0.00	682.40
NHCW-24	717.38	07/06/2021	ND	35.20	0.00	682.18
NHCW-24	717.38	07/14/2021	ND	35.23	0.00	682.15
NHCW-24	717.38	07/28/2021	ND	35.56	0.00	681.82
NHCW-24	717.38	08/02/2021	ND	35.97	0.00	681.41
NHCW-24	717.38	08/16/2021	ND	36.40	0.00	680.98
NHCW-24	717.38	08/26/2021	ND	36.56	0.00	680.82
NHCW-24	717.38	08/30/2021	ND	37.06	0.00	680.32
NHCW-24	717.38	09/14/2021	ND	37.92	0.00	679.46
NHCW-24	717.38	09/23/2021	ND	38.13	0.00	679.25
NHCW-24	717.38	10/06/2021	ND	38.98	0.00	678.40
NHCW-24	717.38	10/12/2021	ND	39.21	0.00	678.17
NHCW-24	717.38	10/18/2021	ND	39.41	0.00	677.97
NHCW-24	717.38	10/27/2021	ND	39.55	0.00	677.83
NHCW-24	717.38	11/01/2021	ND	39.82	0.00	677.56
NHCW-24	717.38	11/15/2021	ND	41.01	0.00	676.37
NHCW-24	717.38	11/22/2021	ND	41.50	0.00	675.88
NHCW-24	717.38	11/30/2021	ND	41.63	0.00	675.75
NHCW-24	717.38	12/06/2021	ND	42.03	0.00	675.35
NHCW-24	717.38	12/13/2021	ND	42.40	0.00	674.98
NHCW-24	717.38	12/20/2021	ND	42.62	0.00	674.76
NHCW-24	717.38	12/28/2021	ND	42.26	0.00	675.12
NHCW-24	717.38	01/04/2022	ND	43.20	0.00	674.18
NHCW-24	717.38	01/10/2022	ND	43.50	0.00	673.88
NHCW-24	717.38	01/27/2022	ND	42.91	0.00	674.47

Table 4
Summary of Recovery Well Gauging Data

Colonial Pipeline Company
2020-L1-SR2448
Huntersville, North Carolina

Well ID	Top Of Casing Elevation[1]	Date	Depth to Free Product (ft btoc)	Depth to Groundwater (ft btoc)	Free Product Thickness (ft)	Groundwater Elevation[2] (ft btoc)
NHCW-24	717.38	01/31/2022	ND	43.23	0.00	674.15
NHCW-24	717.38	02/09/2022	ND	43.49	0.00	673.89
NHCW-24	717.38	02/14/2022	ND	44.19	0.00	673.19
NHCW-24	717.38	02/24/2022	ND	43.41	0.00	673.97
NHCW-24	717.38	02/28/2022	ND	44.38	0.00	673.00
NHCW-24	717.38	03/07/2022	ND	44.51	0.00	672.87
NHCW-24	717.38	03/14/2022	ND	44.10	0.00	673.28
NHCW-24	717.38	03/22/2022	ND	44.69	0.00	672.69
NHCW-24	717.38	04/01/2022	ND	43.42	0.00	673.96
NHCW-24	717.38	04/11/2022	ND	44.38	0.00	673.00
NHCW-24	717.38	04/19/2022	ND	44.40	0.00	672.98
NHCW-24	717.38	04/28/2022	ND	43.82	0.00	673.56
NHCW-24	717.38	05/04/2022	ND	44.38	0.00	673.00
NHCW-24	717.38	05/11/2022	ND	44.51	0.00	672.87
NHCW-24	717.38	05/18/2022	ND	44.67	0.00	672.71
NHCW-24	717.38	05/25/2022	ND	44.04	0.00	673.34
NHCW-24	717.38	06/01/2022	ND	44.43	0.00	672.95
NHCW-24	717.38	06/08/2022	ND	44.62	0.00	672.76
NHCW-24	717.38	06/13/2022	ND	44.70	0.00	672.68
NHCW-25						
NHCW-25	720.83	02/16/2021	ND	36.40	0.00	684.43
NHCW-25	720.83	02/22/2021	ND	38.02	0.00	682.81
NHCW-25	720.83	03/04/2021	ND	38.22	0.00	682.61
NHCW-25	720.83	03/08/2021	ND	37.93	0.00	682.90
NHCW-25	720.83	03/15/2021	ND	37.82	0.00	683.01
NHCW-25	720.83	03/22/2021	ND	37.80	0.00	683.03
NHCW-25	720.83	04/01/2021	ND	37.60	0.00	683.23
NHCW-25	720.83	04/12/2021	ND	37.51	0.00	683.32
NHCW-25	720.83	04/19/2021	ND	37.57	0.00	683.26
NHCW-25	720.83	04/29/2021	ND	37.36	0.00	683.47
NHCW-25	720.83	05/03/2021	ND	37.34	0.00	683.49
NHCW-25	720.83	05/10/2021	ND	37.35	0.00	683.48
NHCW-25	720.83	05/18/2021	ND	37.36	0.00	683.47
NHCW-25	720.83	05/26/2021	ND	37.43	0.00	683.40
NHCW-25	720.83	05/31/2021	ND	37.51	0.00	683.32
NHCW-25	720.83	06/07/2021	ND	37.74	0.00	683.09
NHCW-25	720.83	06/14/2021	ND	37.76	0.00	683.07
NHCW-25	720.83	06/21/2021	ND	37.95	0.00	682.88
NHCW-25	720.83	07/01/2021	ND	38.00	0.00	682.83
NHCW-25	720.83	07/06/2021	ND	38.22	0.00	682.61
NHCW-25	720.83	07/14/2021	ND	38.26	0.00	682.57
NHCW-25	720.83	07/28/2021	ND	38.59	0.00	682.24
NHCW-25	720.83	08/02/2021	ND	38.99	0.00	681.84
NHCW-25	720.83	08/16/2021	ND	39.35	0.00	681.48

Table 4
Summary of Recovery Well Gauging Data

Colonial Pipeline Company
2020-L1-SR2448
Huntersville, North Carolina

Well ID	Top Of Casing Elevation[1]	Date	Depth to Free Product (ft btoc)	Depth to Groundwater (ft btoc)	Free Product Thickness (ft)	Groundwater Elevation[2] (ft btoc)
NHCW-25	720.83	08/26/2021	ND	39.69	0.00	681.14
NHCW-25	720.83	08/30/2021	ND	39.95	0.00	680.88
NHCW-25	720.83	09/14/2021	ND	40.73	0.00	680.10
NHCW-25	720.83	09/23/2021	ND	40.94	0.00	679.89
NHCW-25	720.83	10/06/2021	ND	41.72	0.00	679.11
NHCW-25	720.83	10/12/2021	ND	41.94	0.00	678.89
NHCW-25	720.83	10/18/2021	ND	42.18	0.00	678.65
NHCW-25	720.83	10/27/2021	ND	42.30	0.00	678.53
NHCW-25	720.83	11/01/2021	ND	42.57	0.00	678.26
NHCW-25	720.83	11/15/2021	ND	43.62	0.00	677.21
NHCW-25	720.83	11/22/2021	ND	44.08	0.00	676.75
NHCW-25	720.83	11/30/2021	44.12	44.48	0.36	676.61
NHCW-25	720.83	12/06/2021	44.27	44.30	0.03	676.55
NHCW-25	720.83	12/13/2021	NM	NM	NM	NM
NHCW-25	720.83	12/20/2021	44.75	45.90	1.15	675.77
NHCW-25	720.83	12/28/2021	44.55	45.55	1.00	676.01
NHCW-25	720.83	01/04/2022	ARP	ARP	ARP	ARP
NHCW-25	720.83	01/10/2022	ARP	ARP	ARP	ARP
NHCW-25	720.83	01/27/2022	45.03	45.52	0.49	675.66
NHCW-25	720.40	02/24/2022	45.69	45.93	0.24	674.65
NHCW-25	720.40	04/01/2022	45.81	45.90	0.09	674.57
NHCW-25	720.40	04/28/2022	46.18	46.23	0.05	674.21
NHCW-25	720.40	05/04/2022	ARP	ARP	ARP	ARP
NHCW-25	720.40	05/25/2022	46.49	46.51	0.02	673.90
NHCW-26						
NHCW-26	723.09	02/16/2021	ND	37.23	0.00	685.86
NHCW-26	723.09	02/22/2021	ND	39.46	0.00	683.63
NHCW-26	723.09	03/04/2021	ND	39.44	0.00	683.65
NHCW-26	723.09	03/08/2021	ND	39.45	0.00	683.64
NHCW-26	723.09	03/15/2021	ND	39.31	0.00	683.78
NHCW-26	723.09	03/22/2021	ND	39.26	0.00	683.83
NHCW-26	723.09	04/01/2021	ND	39.12	0.00	683.97
NHCW-26	723.09	04/12/2021	ND	38.94	0.00	684.15
NHCW-26	723.09	04/19/2021	ND	38.91	0.00	684.18
NHCW-26	723.09	04/29/2021	ND	38.72	0.00	684.37
NHCW-26	723.09	05/03/2021	ND	38.62	0.00	684.47
NHCW-26	723.09	05/10/2021	ND	38.61	0.00	684.48
NHCW-26	723.09	05/18/2021	ND	38.59	0.00	684.50
NHCW-26	723.09	05/26/2021	ND	38.60	0.00	684.49
NHCW-26	723.09	05/31/2021	ND	38.67	0.00	684.42
NHCW-26	723.09	06/07/2021	ND	38.77	0.00	684.32
NHCW-26	723.09	06/14/2021	ND	38.82	0.00	684.27
NHCW-26	723.09	06/21/2021	ND	38.98	0.00	684.11
NHCW-26	723.09	07/01/2021	ND	39.06	0.00	684.03

Table 4
Summary of Recovery Well Gauging Data

Colonial Pipeline Company
2020-L1-SR2448
Huntersville, North Carolina

Well ID	Top Of Casing Elevation[1]	Date	Depth to Free Product (ft btoc)	Depth to Groundwater (ft btoc)	Free Product Thickness (ft)	Groundwater Elevation[2] (ft btoc)
NHCW-26	723.09	07/06/2021	ND	39.23	0.00	683.86
NHCW-26	723.09	07/14/2021	ND	39.33	0.00	683.76
NHCW-26	723.09	07/28/2021	ND	39.63	0.00	683.46
NHCW-26	723.09	08/02/2021	ND	39.92	0.00	683.17
NHCW-26	723.09	08/16/2021	ND	40.24	0.00	682.85
NHCW-26	723.09	08/26/2021	ND	40.57	0.00	682.52
NHCW-26	723.09	08/30/2021	ND	40.69	0.00	682.40
NHCW-26	723.09	09/14/2021	ND	41.25	0.00	681.84
NHCW-26	723.09	09/23/2021	ND	41.63	0.00	681.46
NHCW-26	723.09	10/06/2021	ND	42.17	0.00	680.92
NHCW-26	723.09	10/12/2021	ND	42.33	0.00	680.76
NHCW-26	723.09	10/18/2021	ND	42.57	0.00	680.52
NHCW-26	723.09	10/27/2021	ND	42.79	0.00	680.30
NHCW-26	723.09	11/01/2021	ND	42.98	0.00	680.11
NHCW-26	723.09	11/15/2021	ND	43.82	0.00	679.27
NHCW-26	723.09	11/22/2021	ND	44.20	0.00	678.89
NHCW-26	723.09	11/30/2021	ND	44.34	0.00	678.75
NHCW-26	723.09	12/06/2021	ND	44.62	0.00	678.47
NHCW-26	723.09	12/13/2021	ND	44.98	0.00	678.11
NHCW-26	723.09	12/20/2021	ND	45.25	0.00	677.84
NHCW-26	723.09	12/28/2021	ND	45.05	0.00	678.04
NHCW-26	723.09	01/04/2022	ND	45.91	0.00	677.18
NHCW-26	723.09	01/10/2022	ND	46.65	0.00	676.44
NHCW-26	723.09	01/27/2022	ND	45.95	0.00	677.14
NHCW-26	723.09	01/31/2022	ND	46.63	0.00	676.46
NHCW-26	723.09	02/09/2022	ND	47.38	0.00	675.71
NHCW-26	723.09	02/14/2022	ND	48.21	0.00	674.88
NHCW-26	723.09	02/24/2022	ND	47.46	0.00	675.63
NHCW-26	723.09	02/28/2022	ND	48.45	0.00	674.64
NHCW-26	723.09	03/07/2022	ND	48.54	0.00	674.55
NHCW-26	723.09	03/14/2022	ND	48.29	0.00	674.80
NHCW-26	723.09	03/22/2022	ND	48.81	0.00	674.28
NHCW-26	723.09	04/01/2022	ND	47.67	0.00	675.42
NHCW-26	723.09	04/11/2022	ND	48.63	0.00	674.46
NHCW-26	723.09	04/19/2022	ND	48.63	0.00	674.46
NHCW-26	723.09	04/28/2022	ND	48.07	0.00	675.02
NHCW-26	723.09	05/04/2022	ND	48.71	0.00	674.38
NHCW-26	723.09	05/11/2022	ND	48.85	0.00	674.24
NHCW-26	723.09	05/18/2022	ND	48.97	0.00	674.12
NHCW-26	723.09	05/25/2022	ND	48.31	0.00	674.78
NHCW-26	723.09	06/01/2022	ND	48.69	0.00	674.40
NHCW-26	723.09	06/08/2022	ND	48.90	0.00	674.19
NHCW-26	723.09	06/13/2022	ND	48.96	0.00	674.13

Table 4
Summary of Recovery Well Gauging Data

Colonial Pipeline Company
2020-L1-SR2448
Huntersville, North Carolina

Well ID	Top Of Casing Elevation[1]	Date	Depth to Free Product (ft btoc)	Depth to Groundwater (ft btoc)	Free Product Thickness (ft)	Groundwater Elevation[2] (ft btoc)
NHCW-27						
NHCW-27	724.18	02/22/2021	ND	40.08	0.00	684.10
NHCW-27	724.18	03/04/2021	ND	40.05	0.00	684.13
NHCW-27	724.18	03/08/2021	ND	40.06	0.00	684.12
NHCW-27	724.18	03/15/2021	ND	39.95	0.00	684.23
NHCW-27	724.18	03/22/2021	ND	39.92	0.00	684.26
NHCW-27	724.18	04/01/2021	ND	39.77	0.00	684.41
NHCW-27	724.18	04/12/2021	ND	39.62	0.00	684.56
NHCW-27	724.18	04/19/2021	ND	39.62	0.00	684.56
NHCW-27	724.18	04/29/2021	ND	39.39	0.00	684.79
NHCW-27	724.18	05/03/2021	ND	39.31	0.00	684.87
NHCW-27	724.18	05/10/2021	ND	39.27	0.00	684.91
NHCW-27	724.18	05/18/2021	ND	39.22	0.00	684.96
NHCW-27	724.18	05/26/2021	ND	39.23	0.00	684.95
NHCW-27	724.18	05/31/2021	ND	39.29	0.00	684.89
NHCW-27	724.18	06/07/2021	ND	39.41	0.00	684.77
NHCW-27	724.18	06/14/2021	ND	39.44	0.00	684.74
NHCW-27	724.18	06/21/2021	ND	39.60	0.00	684.58
NHCW-27	724.18	07/01/2021	ND	39.68	0.00	684.50
NHCW-27	724.18	07/06/2021	ND	39.85	0.00	684.33
NHCW-27	724.18	07/14/2021	ND	40.61	0.00	683.57
NHCW-27	724.18	07/28/2021	ND	40.20	0.00	683.98
NHCW-27	724.18	08/02/2021	ND	40.51	0.00	683.67
NHCW-27	724.18	08/16/2021	ND	40.85	0.00	683.33
NHCW-27	724.18	08/26/2021	ND	41.10	0.00	683.08
NHCW-27	724.18	08/30/2021	ND	41.26	0.00	682.92
NHCW-27	724.18	09/14/2021	ND	41.90	0.00	682.28
NHCW-27	724.18	09/23/2021	ND	42.12	0.00	682.06
NHCW-27	724.18	10/06/2021	ND	42.72	0.00	681.46
NHCW-27	724.18	10/12/2021	ND	42.89	0.00	681.29
NHCW-27	724.18	10/18/2021	ND	43.11	0.00	681.07
NHCW-27	724.18	10/27/2021	ND	43.28	0.00	680.90
NHCW-27	724.18	11/01/2021	ND	43.52	0.00	680.66
NHCW-27	724.18	11/15/2021	ND	44.42	0.00	679.76
NHCW-27	724.18	11/22/2021	ND	44.85	0.00	679.33
NHCW-27	724.18	11/30/2021	ND	44.90	0.00	679.28
NHCW-27	724.18	12/06/2021	ND	45.27	0.00	678.91
NHCW-27	724.18	12/13/2021	ND	45.60	0.00	678.58
NHCW-27	724.18	12/20/2021	ND	45.87	0.00	678.31
NHCW-27	724.18	12/28/2021	ND	45.59	0.00	678.59
NHCW-27	724.18	01/04/2022	ND	46.33	0.00	677.85
NHCW-27	724.18	01/10/2022	ND	46.50	0.00	677.68
NHCW-27	724.18	01/27/2022	ND	46.26	0.00	677.92
NHCW-27	724.18	01/31/2022	ND	46.42	0.00	677.76

Table 4
Summary of Recovery Well Gauging Data

Colonial Pipeline Company
2020-L1-SR2448
Huntersville, North Carolina

Well ID	Top Of Casing Elevation[1]	Date	Depth to Free Product (ft btoc)	Depth to Groundwater (ft btoc)	Free Product Thickness (ft)	Groundwater Elevation[2] (ft btoc)
NHCW-27	724.18	02/09/2022	ND	46.63	0.00	677.55
NHCW-27	724.18	02/14/2022	ND	47.03	0.00	677.15
NHCW-27	724.18	02/24/2022	ND	46.79	0.00	677.39
NHCW-27	724.18	02/28/2022	ND	47.28	0.00	676.90
NHCW-27	724.18	03/07/2022	ND	47.47	0.00	676.71
NHCW-27	724.18	03/14/2022	ND	47.11	0.00	677.07
NHCW-27	724.18	03/22/2022	ND	47.72	0.00	676.46
NHCW-27	724.18	04/01/2022	ND	46.13	0.00	678.05
NHCW-27	724.18	04/11/2022	ND	47.63	0.00	676.55
NHCW-27	724.18	04/19/2022	ND	47.75	0.00	676.43
NHCW-27	724.18	04/28/2022	ND	47.53	0.00	676.65
NHCW-27	724.18	05/04/2022	ND	47.85	0.00	676.33
NHCW-27	724.18	05/11/2022	ND	47.95	0.00	676.23
NHCW-27	724.18	05/18/2022	ND	48.06	0.00	676.12
NHCW-27	724.18	05/25/2022	ND	47.78	0.00	676.40
NHCW-27	724.18	06/01/2022	ND	48.03	0.00	676.15
NHCW-27	724.18	06/08/2022	ND	48.15	0.00	676.03
NHCW-27	724.18	06/13/2022	ND	48.20	0.00	675.98
NHCW-28						
NHCW-28	725.46	02/16/2021	ND	38.22	0.00	687.24
NHCW-28	725.46	02/22/2021	ND	39.54	0.00	685.92
NHCW-28	725.46	03/04/2021	ND	38.51	0.00	686.95
NHCW-28	725.46	03/08/2021	ND	39.55	0.00	685.91
NHCW-28	725.46	03/15/2021	ND	39.45	0.00	686.01
NHCW-28	725.46	03/22/2021	ND	39.47	0.00	685.99
NHCW-28	725.46	04/01/2021	ND	39.34	0.00	686.12
NHCW-28	725.46	04/12/2021	ND	39.26	0.00	686.20
NHCW-28	725.46	04/19/2021	ND	39.28	0.00	686.18
NHCW-28	725.46	04/29/2021	ND	39.10	0.00	686.36
NHCW-28	725.46	05/03/2021	ND	39.03	0.00	686.43
NHCW-28	725.46	05/10/2021	ND	39.04	0.00	686.42
NHCW-28	725.46	05/18/2021	ND	39.01	0.00	686.45
NHCW-28	725.46	05/26/2021	ND	39.01	0.00	686.45
NHCW-28	725.46	05/31/2021	ND	39.04	0.00	686.42
NHCW-28	725.46	06/07/2021	ND	39.15	0.00	686.31
NHCW-28	725.46	06/14/2021	ND	39.12	0.00	686.34
NHCW-28	725.46	06/21/2021	ND	39.32	0.00	686.14
NHCW-28	725.46	07/01/2021	ND	39.33	0.00	686.13
NHCW-28	725.46	07/06/2021	ND	39.45	0.00	686.01
NHCW-28	725.46	07/14/2021	ND	40.46	0.00	685.00
NHCW-28	725.46	07/28/2021	ND	39.79	0.00	685.67
NHCW-28	725.46	08/02/2021	ND	40.13	0.00	685.33
NHCW-28	725.46	08/16/2021	ND	40.44	0.00	685.02
NHCW-28	725.46	08/26/2021	ND	40.64	0.00	684.82

Table 4
Summary of Recovery Well Gauging Data

Colonial Pipeline Company
2020-L1-SR2448
Huntersville, North Carolina

Well ID	Top Of Casing Elevation[1]	Date	Depth to Free Product (ft btoc)	Depth to Groundwater (ft btoc)	Free Product Thickness (ft)	Groundwater Elevation[2] (ft btoc)
NHCW-28	725.46	08/30/2021	ND	40.85	0.00	684.61
NHCW-28	725.46	09/14/2021	ND	41.45	0.00	684.01
NHCW-28	725.46	09/23/2021	ND	41.67	0.00	683.79
NHCW-28	725.46	10/06/2021	ND	42.16	0.00	683.30
NHCW-28	725.46	10/12/2021	ND	42.33	0.00	683.13
NHCW-28	725.46	10/18/2021	ND	42.51	0.00	682.95
NHCW-28	725.46	10/27/2021	ND	42.62	0.00	682.84
NHCW-28	725.46	11/01/2021	ND	42.87	0.00	682.59
NHCW-28	725.46	11/15/2021	ND	43.88	0.00	681.58
NHCW-28	725.46	11/22/2021	ND	44.39	0.00	681.07
NHCW-28	725.46	11/30/2021	ND	44.34	0.00	681.12
NHCW-28	725.46	12/06/2021	ND	44.78	0.00	680.68
NHCW-28	725.46	12/13/2021	ND	45.09	0.00	680.37
NHCW-28	725.46	12/20/2021	ND	45.33	0.00	680.13
NHCW-28	725.46	12/28/2021	ND	44.99	0.00	680.47
NHCW-28	725.46	01/04/2022	ND	45.81	0.00	679.65
NHCW-28	725.46	01/10/2022	ND	46.00	0.00	679.46
NHCW-28	725.46	01/27/2022	ND	45.67	0.00	679.79
NHCW-28	725.46	01/31/2022	ND	45.80	0.00	679.66
NHCW-28	725.46	02/09/2022	ND	46.04	0.00	679.42
NHCW-28	725.46	02/14/2022	ND	46.42	0.00	679.04
NHCW-28	725.46	02/24/2022	ND	46.24	0.00	679.22
NHCW-28	725.46	02/28/2022	ND	46.68	0.00	678.78
NHCW-28	725.46	03/07/2022	ND	46.91	0.00	678.55
NHCW-28	725.46	03/14/2022	ND	46.59	0.00	678.87
NHCW-28	725.46	03/22/2022	ND	47.19	0.00	678.27
NHCW-28	725.46	04/01/2022	ND	46.61	0.00	678.85
NHCW-28	725.46	04/11/2022	ND	47.09	0.00	678.37
NHCW-28	725.46	04/19/2022	ND	47.23	0.00	678.23
NHCW-28	725.46	04/28/2022	ND	47.07	0.00	678.39
NHCW-28	725.46	05/04/2022	ND	47.35	0.00	678.11
NHCW-28	725.46	05/11/2022	ND	47.48	0.00	677.98
NHCW-28	725.46	05/18/2022	ND	48.57	0.00	676.89
NHCW-28	725.46	05/25/2022	ND	47.29	0.00	678.17
NHCW-28	725.46	06/01/2022	ND	47.57	0.00	677.89
NHCW-28	725.46	06/08/2022	ND	47.69	0.00	677.77
NHCW-28	725.46	06/13/2022	ND	47.74	0.00	677.72
NHCW-29						
NHCW-29	728.13	02/22/2021	ND	40.76	0.00	687.37
NHCW-29	728.13	03/04/2021	ND	38.73	0.00	689.40
NHCW-29	728.13	03/08/2021	ND	40.79	0.00	687.34
NHCW-29	728.13	03/15/2021	ND	40.68	0.00	687.45
NHCW-29	728.13	03/22/2021	ND	40.67	0.00	687.46
NHCW-29	728.13	04/01/2021	ND	40.60	0.00	687.53

Table 4
Summary of Recovery Well Gauging Data

Colonial Pipeline Company
2020-L1-SR2448
Huntersville, North Carolina

Well ID	Top Of Casing Elevation[1]	Date	Depth to Free Product (ft btoc)	Depth to Groundwater (ft btoc)	Free Product Thickness (ft)	Groundwater Elevation[2] (ft btoc)
NHCW-29	728.13	04/12/2021	ND	40.49	0.00	687.64
NHCW-29	728.13	04/19/2021	ND	40.56	0.00	687.57
NHCW-29	728.13	04/29/2021	ND	40.33	0.00	687.80
NHCW-29	728.13	05/03/2021	ND	40.27	0.00	687.86
NHCW-29	728.13	05/10/2021	ND	40.25	0.00	687.88
NHCW-29	728.13	05/18/2021	ND	40.21	0.00	687.92
NHCW-29	728.13	05/26/2021	ND	40.28	0.00	687.85
NHCW-29	728.13	05/31/2021	ND	40.24	0.00	687.89
NHCW-29	728.13	06/07/2021	ND	40.34	0.00	687.79
NHCW-29	728.13	06/14/2021	ND	40.32	0.00	687.81
NHCW-29	728.13	06/21/2021	ND	40.46	0.00	687.67
NHCW-29	728.13	07/01/2021	ND	40.50	0.00	687.63
NHCW-29	728.13	07/06/2021	ND	40.61	0.00	687.52
NHCW-29	728.13	07/14/2021	ND	40.68	0.00	687.45
NHCW-29	728.13	07/28/2021	ND	40.94	0.00	687.19
NHCW-29	728.13	08/02/2021	ND	41.22	0.00	686.91
NHCW-29	728.13	08/16/2021	ND	51.49	0.00	676.64
NHCW-29	728.13	08/26/2021	ND	41.72	0.00	686.41
NHCW-29	728.13	08/30/2021	ND	41.79	0.00	686.34
NHCW-29	728.13	09/14/2021	ND	42.31	0.00	685.82
NHCW-29	728.13	09/23/2021	ND	42.55	0.00	685.58
NHCW-29	728.13	10/06/2021	ND	42.87	0.00	685.26
NHCW-29	728.13	10/12/2021	ND	43.02	0.00	685.11
NHCW-29	728.13	10/18/2021	ND	43.18	0.00	684.95
NHCW-29	728.13	10/27/2021	ND	43.33	0.00	684.80
NHCW-29	728.13	11/01/2021	ND	43.50	0.00	684.63
NHCW-29	728.13	11/15/2021	ND	44.10	0.00	684.03
NHCW-29	728.13	11/22/2021	ND	44.42	0.00	683.71
NHCW-29	728.13	11/30/2021	ND	44.67	0.00	683.46
NHCW-29	728.13	12/06/2021	ND	44.80	0.00	683.33
NHCW-29	728.13	12/13/2021	ND	45.26	0.00	682.87
NHCW-29	728.13	12/20/2021	ND	45.34	0.00	682.79
NHCW-29	728.13	12/28/2021	ND	45.34	0.00	682.79
NHCW-29	728.13	01/04/2022	ND	45.80	0.00	682.33
NHCW-29	728.13	01/10/2022	ND	45.97	0.00	682.16
NHCW-29	728.13	01/27/2022	ND	46.03	0.00	682.10
NHCW-29	728.13	01/31/2022	ND	46.15	0.00	681.98
NHCW-29	728.13	02/09/2022	ND	46.39	0.00	681.74
NHCW-29	728.13	02/14/2022	ND	46.60	0.00	681.53
NHCW-29	728.13	02/24/2022	ND	46.73	0.00	681.40
NHCW-29	728.13	02/28/2022	ND	46.93	0.00	681.20
NHCW-29	728.13	03/07/2022	ND	47.05	0.00	681.08
NHCW-29	728.13	03/14/2022	ND	47.04	0.00	681.09
NHCW-29	728.13	03/22/2022	ND	47.36	0.00	680.77

Table 4
Summary of Recovery Well Gauging Data

Colonial Pipeline Company
2020-L1-SR2448
Huntersville, North Carolina

Well ID	Top Of Casing Elevation[1]	Date	Depth to Free Product (ft btoc)	Depth to Groundwater (ft btoc)	Free Product Thickness (ft)	Groundwater Elevation[2] (ft btoc)
NHCW-29	728.13	04/01/2022	ND	47.23	0.00	680.90
NHCW-29	728.13	04/11/2022	ND	47.44	0.00	680.69
NHCW-29	728.13	04/19/2022	ND	47.58	0.00	680.55
NHCW-29	728.13	04/28/2022	ND	47.56	0.00	680.57
NHCW-29	728.13	05/04/2022	ND	47.69	0.00	680.44
NHCW-29	728.13	05/11/2022	ND	47.79	0.00	680.34
NHCW-29	728.13	05/18/2022	ND	47.90	0.00	680.23
NHCW-29	728.13	05/25/2022	ND	47.80	0.00	680.33
NHCW-29	728.13	06/01/2022	ND	47.97	0.00	680.16
NHCW-29	728.13	06/08/2022	ND	48.17	0.00	679.96
NHCW-29	728.13	06/13/2022	ND	48.12	0.00	680.01

Notes:

ft btoc = Feet Below Top of Casing

N/A = Not Applicable

RW = Recovery Well

HCW = Hydraulic Control Well

NCHW = North Hydraulic Control Well

ND = No free product was detected in well

NW = No water measured; well contained product only

Dry = Well was dry; no free product or water detected in well

ARP = Active Recovery Pump in Well

NM = Not Measured

[1] = Elevations surveyed in feet using the NAVD88 vertical datum

[2] = Corrected Groundwater Elevation = (Top of Casing - Depth to Water) + (Free Product Thickness x 0.7324)

Table 5A
Summary of Monitoring Well Sampling Results

Colonial Pipeline Company
2020-L1-SR2448
Huntersville, North Carolina

Lab Report Number	Sample ID	Well ID	Sample Date	Metals (µg/L)	VOCs (µg/L)																																MADEP VPH (µg/L)			
				Lead	Benzene	Bromobenzene	Bromochloromethane	Bromodichloromethane	Bromoform	Bromomethane	n-Butylbenzene	sec-Butylbenzene	Chloroethane	Chloroform	Chloromethane	2-Chlorotoluene	Dibromochloromethane	1,2-Dichloroethane	Diisopropyl ether	Ethylbenzene	Hexachloro-1,3-butadiene	Isopropylbenzene (Cumene)	Methylene Chloride	Methyl-tert-butyl ether	Naphthalene	n-Propylbenzene	Styrene	Tetrachloroethene	Toluene	Trichloroethene	Trichlorofluoromethane	1,2,3-Trichloropropane	1,2,4-Trimethylbenzene	1,3,5-Trimethylbenzene	Vinyl chloride	Xylene (Total)	m&p-Xylene	o-Xylene	C5 - C8 Aliphatics	C9 - C12 Aliphatics	C9 - C10 Aromatics	VPH (Total)
NCAC 2L Standards				**15**	**1**	**NE**	**NE**	**0.6**	**4**	**10**	**70**	**70**	**3000**	**70**	**3**	**100**	**0.4**	**0.4**	**70**	**600**	**0.4**	**70**	**5**	**20**	**6**	**70**	**70**	**0.7**	**600**	**3**	**2000**	**0.005**	**400**	**400**	**0.03**	**500**	**500**	**500**	**400**	**700**	**200**	**NE**
IMAC Standards				**--**	**--**	**--**	**--**	**--**	**--**	**--**	**--**	**--**	**--**	**--**	**--**	**--**	**--**	**--**	**--**	**--**	**--**	**--**	**--**	**--**	**--**	**--**	**--**	**--**	**--**	**--**	**--**	**--**	**--**	**--**	**--**	**--**	**--**	**--**	**--**	**--**	**--**
Surficial Unit Monitoring Wells																																								
MW-01																																								
92493062	MW-1_20200828	MW-01	08/28/2020	<5	<0.5	<0.5	<0.5	<0.5	<0.5	<5	<0.5	<0.5	<1	<0.5	<1	<0.5	<0.5	<0.5	<0.5	<0.5	<2	<0.5	<2	<0.5	<2	<0.5	<0.5	<0.5	<0.5	<0.5	<1	<0.5	<0.5	<0.5	<1	<1.5	<1	<0.5	<100	<100	<100	<100
92501616	MW-1_20201021	MW-01	10/21/2020	**50.8**	<0.5	<0.5	<0.5	<0.5	<0.5	<5	<0.5	<0.5	<1	<0.5	<1	<0.5	<0.5	<0.5	<0.5	<0.5	<2	<0.5	<2	<0.5	<2	<0.5	<0.5	<0.5	<0.5	<0.5	<1	<0.5	<0.5	<0.5	<1	<1.5	<1	<0.5	<100	<100	<100	<100
92508536	MW-01_20201130	MW-01	11/30/2020	**43.9**	<0.5	<0.5	<0.5	<0.5	<0.5	<5	<0.5	<0.5	<1	<0.5	<1	<0.5	<0.5	<0.5	<0.5	<0.5	<2	<0.5	<2	<0.5	<2	<0.5	<0.5	<0.5	<0.5	<0.5	<1	<0.5	<0.5	<0.5	<1	<1.5	<1	<0.5	<100	<100	<100	<100
92514598	MW-1_20210104	MW-01	01/04/2021	**15**	<0.5	<0.5	<0.5	<0.5	<0.5	<5	<0.5	<0.5	<1	<0.5	<1	<0.5	<0.5	<0.5	<0.5	<0.5	<2	<0.5	<2	<0.5	<2	<0.5	<0.5	<0.5	<0.5	<0.5	<1	<0.5	<0.5	<0.5	<1	<1.5	<1	<0.5	<100	<100	<100	<100
92521237	MW-1_20210209	MW-01	02/09/2021	<5	<0.5	<0.5	<0.5	<0.5	<0.5	<5	<0.5	<0.5	<1	<0.5	<1	<0.5	<0.5	<0.5	<0.5	<0.5	<2	<0.5	<2	<0.5	<2	<0.5	<0.5	<0.5	<0.5	<0.5	<1	<0.5	<0.5	<0.5	<1	<1.5	<1	<0.5	<100	<100	<100	<100
92527327	MW-01_20210311	MW-01	03/11/2021	<5	<0.5	<0.5	<0.5	<0.5	<0.5	<5	<0.5	<0.5	<1	<0.5	<1	<0.5	<0.5	<0.5	<0.5	<0.5	<2	<0.5	<2	<0.5	<2	<0.5	<0.5	<0.5	<0.5	<0.5	<1	<0.5	<0.5	<0.5	<1	<1.5	<1	<0.5	<50	<50	<50	<50
92527327	DUP-1-20210311	MW-01	03/11/2021	<5	<0.5	<0.5	<0.5	<0.5	<0.5	<5	<0.5	<0.5	<1	<0.5	<1	<0.5	<0.5	<0.5	<0.5	<0.5	<2	<0.5	<2	<0.5	<2	<0.5	<0.5	<0.5	<0.5	<0.5	<1	<0.5	<0.5	<0.5	<1	<1.5	<1	<0.5	<50	<50	<50	<50
92532417	MW-01_20210408	MW-01	04/08/2021	<5	<0.5	<0.5	<0.5	<0.5	<0.5	<5	<0.5	<0.5	<1	<0.5	<1	<0.5	<0.5	<0.5	<0.5	<0.5	<2	<0.5	<2	<0.5	<2	<0.5	<0.5	<0.5	<0.5	<0.5	<1	<0.5	<0.5	<0.5	<1	<1.5	<1	<0.5	<50	<50	<50	<50
92537489	MW-01_20210506	MW-01	05/06/2021	**7.2**	<0.5	<0.5	<0.5	<0.5	<0.5	<5	<0.5	<0.5	<1	<0.5	<1	<0.5	<0.5	<0.5	**0.35J**	<0.5	<2	<0.5	<2	<0.5	<2	<0.5	<0.5	<0.5	<0.5	<0.5	<1	<0.5	<0.5	<0.5	<1	<1.5	<1	<0.5	<50	<50	<50	<50
92542375	MW-01_20210603	MW-01	06/03/2021	<5	<0.5	<0.5	<0.5	<0.5	<0.5	<5	<0.5	<0.5	<1	<0.5	<1	<0.5	<0.5	<0.5	**0.34J**	<0.5	<2	<0.5	<2	<0.5	<2	<0.5	<0.5	<0.5	<0.5	<0.5	<1	<0.5	<0.5	<0.5	<1	<1.5	<1	<0.5	<50	<50	<50	<50
92542375	DUP-1-20210603	MW-01	06/03/2021	<5	<0.5	<0.5	<0.5	<0.5	<0.5	<5	<0.5	<0.5	<1	<0.5	<1	<0.5	<0.5	<0.5	**0.35J**	<0.5	<2	<0.5	<2	<0.5	<2	<0.5	<0.5	<0.5	<0.5	<0.5	<1	<0.5	<0.5	<0.5	<1	<1.5	<1	<0.5	<50	<50	<50	<50
92548787	MW-01_20210709	MW-01	07/09/2021	<5	<0.5	<0.5	<0.5	<0.5	<0.5	<5	<0.5	<0.5	<1	<0.5	<1	<0.5	<0.5	<0.5	<0.5	<0.5	<2	<0.5	<2	<0.5	<2	<0.5	<0.5	<0.5	<0.5	<0.5	<1	<0.5	<0.5	<0.5	<1	<1.5	<1	<0.5	<50	<50	<50	<50
92554137	MW-01_20210805	MW-01	08/05/2021	**10.3**	<0.5	<0.5	<0.5	<0.5	<0.5	<5	<0.5	<0.5	<1	<0.5	<1	<0.5	<0.5	<0.5	<0.5	<0.5	<2	<0.5	<2	<0.5	<2	<0.5	<0.5	<0.5	<0.5	<0.5	<1	<0.5	<0.5	<0.5	<1	<1.5	<1	<0.5	<50	<50	<50	<50
92559360	MW-01_20210902	MW-01	09/02/2021	<5	<0.5	<0.5	<0.5	<0.5	<0.5	<5	<0.5	<0.5	<1	<0.5	<1	<0.5	<0.5	<0.5	<0.5	<0.5	<2	<0.5	<2	<0.5	<2	<0.5	<0.5	<0.5	<0.5	<0.5	<1	<0.5	<0.5	<0.5	<1	<1.5	<1	<0.5	<50	<50	<50	<50
92565572	MW-01_20211007	MW-01	10/07/2021	<5	<0.5	<0.5	<0.5	<0.5	<0.5	<5	<0.5	<0.5	<1	<0.5	<1	<0.5	<0.5	<0.5	<0.5	<0.5	<2	<0.5	<2	<0.5	<2	<0.5	<0.5	<0.5	<0.5	<0.5	<1	<0.5	<0.5	<0.5	<1	<1.5	<1	<0.5	<100	<100	<100	NA
92570816	MW-01_20211104	MW-01	11/04/2021	<5	<0.5	<0.5	<0.5	<0.5	<0.5	<5	<0.5	<0.5	<1	<0.5	<1	<0.5	<0.5	<0.5	<0.5	<0.5	<2	<0.5	<2	<0.5	<2	<0.5	<0.5	<0.5	<0.5	<0.5	<1	<0.5	<0.5	<0.5	<1	<1.5	<1	<0.5	<50	<50	<50	<50
92575462	MW-01_20211130	MW-01	11/30/2021	<5	<0.5	<0.5	<0.5	<0.5	<0.5	<5	<0.5	<0.5	<1	<0.5	<1	<0.5	<0.5	<0.5	<0.5	<0.5	<2	<0.5	<2	<0.5	<2	<0.5	<0.5	<0.5	<0.5	<0.5	<1	<0.5	<0.5	<0.5	<1	<1.5	<1	<0.5	<50	<50	<50	<50
92583376	MW-01_20220106	MW-01	01/06/2022	**0.36J**	**0.38J**	<0.5	<0.5	<0.5	<0.5	<5	<0.5	<0.5	<1	<0.5	<1	<0.5	<0.5	<0.5	<0.5	<0.5	<2	<0.5	<2	<0.5	<2	<0.5	<0.5	<0.5	**1.2**	<0.5	<1	<0.5	<0.5	<0.5	<1	<1.5	<1	<0.5	<50	<50	<50	<50
92586178	MW-01_20220203	MW-01	02/03/2022	**50.6**	<0.5	<0.5	<0.5	<0.5	<0.5	<5	<0.5	<0.5	<1	<0.5	<1	<0.5	<0.5	<0.5	<0.5	<0.5	<2	<0.5	<2	<0.5	<2	<0.5	<0.5	<0.5	<0.5	<0.5	<1	<0.5	<0.5	<0.5	<1	<1.5	<1	<0.5	<50	<50	<50	<50
92591151	MW-01_20220302	MW-01	03/02/2022	**5.2**	<0.5	<0.5	<0.5	<0.5	<0.5	<5	<0.5	<0.5	<1	<0.5	<1	<0.5	<0.5	<0.5	<0.5	<0.5	<2	<0.5	<2	<0.5	<2	<0.5	<0.5	<0.5	<0.5	<0.5	<1	<0.5	<0.5	<0.5	<1	<1.5	<1	<0.5	<50	<50	<50	<50
92598233	MW-01_20220407	MW-01	04/07/2022	<5	<0.5	<0.5	<0.5	<0.5	<0.5	<5	<0.5	<0.5	<1	<0.5	<1	<0.5	<0.5	<0.5	<0.5	<0.5	<2	<0.5	<2	<0.5	<2	<0.5	<0.5	<0.5	<0.5	<0.5	<1	<0.5	<0.5	<0.5	<1	<1.5	<1	<0.5	<50	<50	<50	<50
92603086	MW-01_20220505	MW-01	05/05/2022	**5.5**	<0.5	<0.5	<0.5	<0.5	<0.5	<5	<0.5	<0.5	<1	<0.5	<1	<0.5	<0.5	<0.5	<0.5	<0.5	<2	<0.5	<2	<0.5	<2	<0.5	<0.5	<0.5	<0.5	<0.5	<1	<0.5	<0.5	<0.5	<1	<1.5	<1	<0.5	<50	<50	<50	<50
92607679	MW-01_20220602	MW-01	06/02/2022	**4.6J**	<0.5	<0.5	<0.5	<0.5	<0.5	<5	<0.5	<0.5	<1	<0.5	<1	<0.5	<0.5	<0.5	<0.5	<0.5	<2	<0.5	<2	<0.5	<2	<0.5	<0.5	<0.5	<0.5	<0.5	<1	<0.5	<0.5	<0.5	<1	<1.5	<1	<0.5	<50	<50	<50	<50
MW-02																																								
92493062	MW-2_20200828	MW-02	08/28/2020	<5	<0.5	<0.5	<0.5	<0.5	<0.5	<5	<0.5	<0.5	<1	<0.5	<1	<0.5	<0.5	<0.5	<0.5	<0.5	<2	<0.5	<2	<0.5	<2	<0.5	<0.5	<0.5	<0.5	<0.5	<1	<0.5	<0.5	<0.5	<1	<1.5	<1	<0.5	<100	<100	<100	<100
92501616	MW-2_20201021	MW-02	10/21/2020	**19.2**	<0.5	<0.5	<0.5	<0.5	<0.5	<5	<0.5	<0.5	<1	<0.5	<1	<0.5	<0.5	<0.5	<0.5	<0.5	<2	<0.5	<2	<0.5	<2	<0.5	<0.5	<0.5	<0.5	<0.5	<1	<0.5	<0.5	<0.5	<1	<1.5	<1	<0.5	<100	<100	<100	<100
92508536	MW-02_20201130	MW-02	11/30/2020	**20.8**	<0.5	<0.5	<0.5	<0.5	<0.5	<5	<0.5	<0.5	<1	<0.5	<1	<0.5	<0.5	<0.5	<0.5	<0.5	<2	<0.5	<2	<0.5	<2	<0.5	<0.5	<0.5	<0.5	<0.5	<1	<0.5	<0.5	<0.5	<1	<1.5	<1	<0.5	<100	<100	<100	<100
92514598	MW-2_20210104	MW-02	01/04/2021	**12.1**	<0.5	<0.5	<0.5	<0.5	<0.5	<5	<0.5	<0.5	<1	<0.5	<1	<0.5	<0.5	<0.5	<0.5	<0.5	<2	<0.5	<2	<0.5	<2	<0.5	<0.5	<0.5	<0.5	<0.5	<1	<0.5	<0.5	<0.5	<1	<1.5	<1	<0.5	<100	<100	<100	<100
92520901	MW-2_20210208	MW-02	02/08/2021	<5	<0.5	<0.5	<0.5	<0.5	<0.5	<5	<0.5	<0.5	<1	<0.5	<1	<0.5	<0.5	<0.5	<0.5	<0.5	<2	<0.5	<2	<0.5	<2	<0.5	<0.5	<0.5	<0.5	<0.5	<1	<0.5	<0.5	<0.5	<1	<1.5	<1	<0.5	<100	<100	<100	<100
92527327	MW-02_20210311	MW-02	03/11/2021	<5	<0.5	<0.5	<0.5	<0.5	<0.5	<5	<0.5	<0.5	<1	<0.5	<1	<0.5	<0.5	<0.5	<0.5	<0.5	<2	<0.5	<2	<0.5	<2	<0.5	<0.5	<0.5	<0.5	<0.5	<1	<0.5	<0.5	<0.5	<1	<1.5	<1	<0.5	<50	<50	<50	<50
92532417	MW-02_20210408	MW-02	04/08/2021	<5	<0.5	<0.5	<0.5	<0.5	<0.5	<5	<0.5	<0.5	<1	<0.5	<1	<0.5	<0.5	<0.5	<0.5	<0.5	<2	<0.5	<2	<0.5	<2	<0.5	<0.5	<0.5	<0.5	<0.5	<1	<0.5	<0.5	<0.5	<1	<1.5	<1	<0.5	<50	<50	<50	<50
92537784	MW-02_20210507	MW-02	05/07/2021	<5	<0.5	<0.5	<0.5	<0.5	<0.5	<5	<0.5	<0.5	<1	<0.5	<1	<0.5	<0.5	<0.5	<0.5	<0.5	<2	<0.5	<2	<0.5	<2	<0.5	<0.5	<0.5	<0.5	<0.5	<1	<0.5	<0.5	<0.5	<1	<1.5	<1	<0.5	<50	<50	<50	<50
92542611	MW-02_20210604	MW-02	06/04/2021	<5	<0.5	<0.5	<0.5	<0.5	<0.5	<5	<0.5	<0.5	<1	<0.5	<1	<0.5	<0.5	<0.5	<0.5	<0.5	<2	<0.5	<2	<0.5	<2	<0.5	<0.5	<0.5	<0.5	<0.5	<1	<0.5	<0.5	<0.5	<1	<1.5	<1	<0.5	<50	<50	<50	<50
92548527	MW-02_20210708	MW-02	07/08/2021	<5	<0.5	<0.5	<0.5	<0.5	<0.5	<5	<0.5	<0.5	<1	<0.5	<1	<0.5	<0.5	<0.5	<0.5	<0.5	<2	<0.5	<2	<0.5	<2	<0.5	<0.5	<0.5	<0.5	<0.5	<1	<0.5	<0.5	<0.5	<1	<1.5	<1	<0.5	<50	<50	<50	<50
92548527	DUP-2-20210708	MW-02	07/08/2021	<5	<0.5	<0.5	<0.5	<0.5	<0.5	<5	<0.5	<0.5	<1	<0.5	<1	<0.5	<0.5	<0.5	<0.5	<0.5	<2	<0.5	<2	<0.5	<2	<0.5	<0.5	<0.5	<0.5	<0.5	<1	<0.5	<0.5	<0.5	<1	<1.5	<1	<0.5	<50	<50	<50	<50
92554285	MW-02_20210806	MW-02	08/06/2021	<5	<0.5	<0.5	<0.5	<0.5	<0.5	<5	<0.5	<0.5	<1	<0.5	<1	<0.5	<0.5	<0.5	<0.5	<0.5	<2	<0.5	<2	<0.5	<2	<0.5	<0.5	<0.5	<0.5	<0.5	<1	<0.5	<0.5	<0.5	<1	<1.5	<1	<0.5	<50	<50	<50	<50
92559014	MW-02_20210901	MW-02	09/01/2021	<5	<0.5	<0.5	<0.5	<0.5	<0.5	<5	<0.5	<0.5	<1	<0.5	<1	<0.5	<0.5	<0.5	<0.5	<0.5	<2	<0.5	<2	<0.5	<2	<0.5	<0.5	<0.5	<0.5	<0.5	<1	<0.5	<0.5	<0.5	<1	<1.5	<1	<0.5	<50	<50	<50	<50
92563487	MW-02_20210927	MW-02	09/27/2021	<5	<0.5	<0.5	<0.5	<0.5	<0.5	<2	<0.5	<0.5	<0.5	<0.5	<1	<0.5	<0.5	<0.5	<0.5	<0.5	<0.6	<0.5	<5	<0.5	<0.5	<0.5	<0.5	<0.5	<0.5	<0.5	<0.5	<0.5	<0.5	<0.5	<0.5	<1.5	<1	<0.5	<100	<100	<100	NA
92570816	MW-02_20211104	MW-02	11/04/2021	<5	<0.5	<0.5	<0.5	<0.5	<0.5	<5	<0.5	<0.5	<1	<0.5	<1	<0.5	<0.5	<0.5	<0.5	<0.5	<2	<0.5	<2	<0.5	<2	<0.5	<0.5	<0.5	<0.5	<0.5	<1	<0.5	<0.5	<0.5	<1	<1.5	<1	<0.5	<50	<50	<50	<50
92575770	MW-02_20211203	MW-02	12/03/2021	<5	<0.5	<0.5	<0.5	<0.5	<0.5	<5	<0.5	<0.5	<1	<0.5	<1	<0.5	<0.5	<0.5	<0.5	<0.5	<2	<0.5	<2	<0.5	<2	<0.5	<0.5	<0.5	<0.5	<0.5	<1	<0.5	<0.5	<0.5	<1	<1.5	<1	<0.5	<50	<50	<50	<50
92581742	MW-2_20220107	MW-02	01/07/2022	**0.35J**	<0.5	<0.5	<0.5	<0.5	<0.5	<5	<0.5	<0.5	<1	<0.5	<1	<0.5	<0.5	<0.5	<0.5	<0.5	<2	<0.5	<2	<0.5	<2	<0.5	<0.5	<0.5	<0.5	<0.5	<1	<0.5	<0.5	<0.5	<1	<1.5	<1	<0.5	<50	<50	<50	<50
92581742	DUP-2-20220107	MW-02	01/07/2022	**0.39J**	<0.5	<0.5	<0.5	<0.5	<0.5	<5	<0.5	<0.5	<1	<0.5	<1	<0.5	<0.5	<0.5	<0.5	<0.5	<2	<0.5	<2	<0.5	<2	<0.5	<0.5	<0.5	<0.5	<0.5	<1	<0.5	<0.5	<0.5	<1	<1.5	<1	<0.5	<50	<50	<50	<50
92586178	MW-02_20220203	MW-02	02/03/2022	<5	<0.5	<0.5	<0.5	<0.5	<0.5	<5	<0.5	<0.5	<1	<0.5	<1	<0.5	<0.5	<0.5	<0.5	<0.5	<2	<0.5	<2	<0.5	<2	<0.5	<0.5	<0.5	<0.5	<0.5	<1	<0.5	<0.5	<0.5	<1	<1.5	<1	<0.5	<50	<50	<50	<50
92586178	DUP-1-20220203	MW-02	02/03/2022	<5	<0.5	<0.5	<0.5	<0.5	<0.5	<5	<0.5	<0.5	<1	<0.5	<1	<0.5	<0.5	<0.5	<0.5	<0.5	<2	<0.5	<2	<0.5	<2	<0.5	<0.5	<0.5	<0.5	<0.5	<1	<0.5	<0.5	<0.5	<1	<1.5	<1	<0.5	<50	<50	<50	<50
92591327	MW-02_20220303	MW-02	03/03/2022	**1.2J**	<0.5	<0.5	<0.5	<0.5	<0.5	<5	<0.5	<0.5	<1	<0.5	<1	<0.5	<0.5	<0.5	<0.5	<0.5	<2	<0.5	<2	<0.5	<2	<0.5	<0.5	<0.5	<0.5	<0.5	<1	<0.5	<0.5	<0.5	<1	<1.5	<1	<0.5	<50	<50	<50	<50
92598233	MW-02_20220407	MW-02	04/07/2022	**22.5**	<0.5	<0.5	<0.5	<0.5	<0.5	<5	<0.5	<0.5	<1	<0.5	<1	<0.5	<0.5	<0.5	<0.5	<0.5	<2	<0.5	<2	<0.5	<2	<0.5	<0.5	<0.5	<0.5	<0.5	<1	<0.5	<0.5	<0.5	<1	<1.5	<1	<0.5	<50	<50	<50	<50
92602788	MW-02_20220504	MW-02	05/04/2022	**2.7J**	<0.5	<0.5	<0.5	<0.5	<0.5	<5	<0.5	<0.5	<1	<0.5	<1	<0.5	<0.5	<0.5	<0.5	<0.5	<2	<0.5	<2	<0.5	<2	<0.5	<0.5	<0.5	<0.5	<0.5	<1	<0.5	<0.5	<0.5	<1	<1.5	<1	<0.5	<50	<50	<50	<50
92607679	MW-02_20220602	MW-02	06/02/2022	**5.8**	<0.5	<0.5	<0.5	<0.5	<0.5	<5	<0.5	<0.5	<1	<0.5	<1	<0.5	<0.5	<0.5	<0.5	<0.5	<2	<0.5	<2	<0.5	<2	<0.5	<0.5	<0.5	<0.5	<0.5	<1	<0.5	<0.5	<0.5	<1	<1.5	<1	<0.5	<50	<50	<50	<50
MW-03																																								
92493062	MW-3_20200828	MW-03	08/28/2020	<10	<0.5	<0.5	<0.5	<0.5	<0.5	<5	<0.5	<0.5	<1	<0.5	<1	<0.5	<0.5	<0.5	<0.5	<0.5	<2	<0.5	<2	<0.5	<2	<0.5	<0.5	<0.5	<0.5	<0.5	<1	<0.5	<0.5	<0.5	<1	<1.5	<1	<0.5	<100	<100	<100	<100
92501860	MW-3_20201022	MW-03	10/22/2020	**9.9**	<0.5	<0.5	<0.5	<0.5	<0.5	<5	<0.5	<0.5	<1	<0.5	<1	<0.5	<0.5	<0.5	<0.5	<0.5	<2	<0.5	<2	<0.5	<2	<0.5	<0.5	<0.5	<0.5	<0.5	<1	<0.5	<0.5	<0.5	<1	<1.5	<1	<0.5	<100	<100	<100	<100
92508536	MW-3_20201130	MW-03	11/30/2020	**13.7**	<0.5	<0.5	<0.5	<0.5	<0.5	<5	<0.5	<0.5	<1	<0.5	<1	<0.5	<0.5	<0.5	<0.5	<0.5	<2	<0.5	<2	<0.5	<2	<0.5	<0.5	<0.5	<0.5	<0.5	<1	<0.5	<0.5	<0.5	<1	<1.5	<1	<0.5	<100	<100	<100	<100
92514598	MW-3_20210104	MW-03	01/04/2021	**18.5**	<0.5	<0.5	<0.5	<0.5	<0.5	<5	<0.5	<0.5	<1	<0.5	<1	<0.5	<0.5	<0.5	<0.5	<0.5	<2	<0.5	<2	<0.5	<2	<0.5	<0.5	<0.5	<0.5	<0.5	<1	<0.5	<0.5	<0.5	<1	<1.5	<1	<0.5	<100	<100	<100	<100
92520901	MW-03_20210208	MW-03	02/08/2021	<5	<0.5	<0.5	<0.5	<0.5	<0.5	<5	<0.5	<0.5	<1	<0.5	<1	<0.5	<0.5	<0.5	<0.5	<0.5	<2	<0.5	<2	<0.5	<2	<0.5	<0.5	<0.5	<0.5	<0.5	<1	<0.5	<0.5	<0.5	<1	<1.5	<1	<0.5	<100	<100	<100	<100

Table 5A
Summary of Monitoring Well Sampling Results

Colonial Pipeline Company
2020-L1-SR2448
Huntersville, North Carolina

Lab Report Number	Sample ID	Well ID	Sample Date	Metals (µg/L)	VOCs (µg/L)																																MADEP VPH (µg/L)			
				Lead	Benzene	Bromobenzene	Bromochloromethane	Bromodichloromethane	Bromoform	Bromomethane	n-Butylbenzene	sec-Butylbenzene	Chloroethane	Chloroform	Chloromethane	2-Chlorotoluene	Dibromochloromethane	1,2-Dichloroethane	Diisopropyl ether	Ethylbenzene	Hexachloro-1,3-butadiene	Isopropylbenzene (Cumene)	Methylene Chloride	Methyl-tert-butyl ether	Naphthalene	n-Propylbenzene	Styrene	Tetrachloroethene	Toluene	Trichloroethene	Trichlorofluoromethane	1,2,3-Trichloropropane	1,2,4-Trimethylbenzene	1,3,5-Trimethylbenzene	Vinyl chloride	Xylene (Total)	m&p-Xylene	o-Xylene	C5 - C8 Aliphatics	C9 - C12 Aliphatics	C9 - C10 Aromatics	VPH (Total)
NCAC 2L Standards				**15**	**1**	**NE**	**NE**	**0.6**	**4**	**10**	**70**	**70**	**3000**	**70**	**3**	**100**	**0.4**	**0.4**	**70**	**600**	**0.4**	**70**	**5**	**20**	**6**	**70**	**70**	**0.7**	**600**	**3**	**2000**	**0.005**	**400**	**400**	**0.03**	**500**	**500**	**500**	**400**	**700**	**200**	**NE**
IMAC Standards				**--**	**--**	**--**	**--**	**--**	**--**	**--**	**--**	**--**	**--**	**--**	**--**	**--**	**--**	**--**	**--**	**--**	**--**	**--**	**--**	**--**	**--**	**--**	**--**	**--**	**--**	**--**	**--**	**--**	**--**	**--**	**--**	**--**	**--**	**--**	**--**	**--**	**--**
92526618	MW-03_20210309	MW-03	03/09/2021	<5	<0.5	<0.5	<0.5	<0.5	<0.5	<5	<0.5	<0.5	<1	<0.5	<1	<0.5	<0.5	<0.5	<0.5	<0.5	<2	<0.5	<2	<0.5	<2	<0.5	<0.5	<0.5	<0.5	<0.5	<1	<0.5	<0.5	<0.5	<1	<1.5	<1	<0.5	<100	<100	<100	<100
92530256	MW-03_20210407	MW-03	04/07/2021	<5	<0.5	<0.5	<0.5	<0.5	<0.5	<5	<0.5	<0.5	<1	<0.5	<1	<0.5	<0.5	<0.5	<0.5	<0.5	<2	<0.5	<2	<0.5	<2	<0.5	<0.5	<0.5	<0.5	<0.5	<1	<0.5	<0.5	<0.5	<1	<1.5	<1	<0.5	<50	<50	<50	<50
92537489	MW-03_20210506	MW-03	05/06/2021	<5	<0.5	<0.5	<0.5	<0.5	<0.5	<5	<0.5	<0.5	<1	<0.5	<1	<0.5	<0.5	<0.5	<0.5	<0.5	<2	<0.5	<2	<0.5	<2	<0.5	<0.5	<0.5	**0.49J**	<0.5	<1	<0.5	<0.5	<0.5	<1	<1.5	<1	<0.5	<50	<50	<50	<50
92542611	MW-03_20210604	MW-03	06/04/2021	<5	<0.5	<0.5	<0.5	<0.5	<0.5	<5	<0.5	<0.5	<1	<0.5	<1	<0.5	<0.5	<0.5	<0.5	<0.5	<2	<0.5	<2	<0.5	<2	<0.5	<0.5	<0.5	<0.5	<0.5	<1	<0.5	<0.5	<0.5	<1	**0.43J**	<1	**0.43J**	<50	<50	<50	<50
92548787	MW-03_20210709	MW-03	07/09/2021	<5	<0.5	<0.5	<0.5	<0.5	<0.5	<5	<0.5	<0.5	<1	<0.5	<1	<0.5	<0.5	<0.5	<0.5	<0.5	<2	<0.5	<2	<0.5	<2	<0.5	<0.5	<0.5	**0.51**	<0.5	<1	<0.5	<0.5	<0.5	<1	<1.5	<1	<0.5	<50	<50	<50	<50
92554137	MW-03_20210805	MW-03	08/05/2021	<5	<0.5	<0.5	<0.5	<0.5	<0.5	<5	<0.5	<0.5	<1	<0.5	<1	<0.5	<0.5	<0.5	<0.5	<0.5	<2	<0.5	<2	<0.5	<2	<0.5	<0.5	<0.5	**0.55**	<0.5	<1	<0.5	<0.5	<0.5	<1	<1.5	<1	<0.5	<50	<50	<50	<50
92559360	MW-03_20210902	MW-03	09/02/2021	<5	<0.5	<0.5	<0.5	<0.5	<0.5	<5	<0.5	<0.5	<1	<0.5	<1	<0.5	<0.5	<0.5	<0.5	<0.5	<2	<0.5	<2	<0.5	<2	<0.5	<0.5	<0.5	<0.5	<0.5	<1	<0.5	<0.5	<0.5	<1	<1.5	<1	<0.5	<50	<50	<50	<50
92564492	MW-03_20211001	MW-03	10/01/2021	<0.5	<0.5	<0.5	<0.5	<0.5	<1	<5	<0.5	<0.5	<0.5	<0.5	<0.6	<0.5	<0.5	<0.5	<0.5	**0.22J**	<0.6	<0.5	<5	<0.5	<0.5	<0.5	<0.5	<0.5	**2.7**	<0.5	<0.5	<0.5	<0.5	<0.5	<0.5	**0.76J**	**0.46J**	**0.3J**	**130**	<100	<100	NA
92570816	MW-03_20211104	MW-03	11/04/2021	<5	<0.5	<0.5	<0.5	<0.5	<0.5	<5	<0.5	<0.5	<1	<0.5	<1	<0.5	<0.5	<0.5	<0.5	<0.5	<2	<0.5	<2	<0.5	<2	<0.5	<0.5	<0.5	**6.4**	<0.5	<1	<0.5	<0.5	<0.5	<1	**0.66**	<1	**0.66**	**2,110**	<50	<50	**2,120**
92575770	MW-03_20211203	MW-03	12/03/2021	**8**	**13.4**	<0.5	<0.5	<0.5	<0.5	<5	<0.5	<0.5	<1	<0.5	<1	<0.5	<0.5	<0.5	<0.5	**7.7**	<2	<0.5	<2	<0.5	<2	<0.5	<0.5	<0.5	**135**	<0.5	<1	<0.5	**0.6**	**1.2**	<1	**35.2**	**25.5**	**9.7**	**8,340**	**74.3**	<50	**8,410**
92581742	MW-03_20220107	MW-03	01/07/2022	**4.0J**	**25.9**	<1	<1	<1	<1	<10	<1	<1	<2	<1	<2	<1	<1	<1	<1	**11.4**	<4	<1	<4	<1	<4	<1	<1	<1	**274**	<1	<2	<1	**1.1**	**1.8**	<2	**70.6**	**51.0**	**19.6**	**12,200**	**168**	<50	**12,400**
92585900	MW-03_20220202	MW-03	02/02/2022	<5	**29.2**	<1	<1	<1	<1	<10	<1	<1	<2	<1	<2	<1	<1	<1	<1	**12.1**	<4	<1	<4	<1	<4	**0.72J**	<1	<1	**176**	<1	<2	<1	**2.2**	**2.2**	<2	**71.2**	**55.1**	**16.1**	**19,100**	**140**	<50	**19,200**
92591151	MW-03_20220302	MW-03	03/02/2022	**1.8J**	**74.9**	<2	<2	<2	<2	<20	**2.5**	<2	<4	<2	<4	<2	<2	<2	<2	**23.6**	<8	**1.5J**	<8	<2	**9.2**	**3.4**	<2	<2	**435**	<2	<4	<2	**25.5**	**11.5**	<4	**201.1**	**149**	**52.1**	**16,100**	**488**	**178**	**16,800**
92598233	MW-03_20220407	MW-03	04/07/2022	<5	**23.9**	<2	<2	<2	<2	<20	<2	<2	<4	<2	<4	<2	<2	<2	<2	**3.0**	<8	<2	<8	<2	<8	<2	<2	<2	**254**	<2	<4	<2	**2.5**	**6.1**	<4	**125.5**	**64.9**	**60.6**	**10,800**	**335**	<50	**11,200**
MW-04																																										
92493708	MW-4_20200902	MW-04	09/02/2020	<25	<0.5	<0.5	<0.5	<0.5	<0.5	<5	<0.5	<0.5	<1	<0.5	<1	<0.5	<0.5	<0.5	<0.5	<0.5	<2	<0.5	<2	<0.5	<2	<0.5	<0.5	<0.5	<0.5	<0.5	<1	<0.5	<0.5	<0.5	<1	<1.5	<1	<0.5	<100	<100	<100	<100
92501616	MW-4_20201021	MW-04	10/21/2020	**19.4**	<0.5	<0.5	<0.5	<0.5	<0.5	<5	<0.5	<0.5	<1	<0.5	<1	<0.5	<0.5	<0.5	<0.5	<0.5	<2	<0.5	<2	<0.5	<2	<0.5	<0.5	<0.5	<0.5	<0.5	<1	<0.5	<0.5	<0.5	<1	<1.5	<1	<0.5	<100	<100	<100	<100
92508536	MW-04_20201130	MW-04	11/30/2020	**16.3**	<0.5	<0.5	<0.5	<0.5	<0.5	<5	<0.5	<0.5	<1	<0.5	<1	<0.5	<0.5	<0.5	<0.5	<0.5	<2	<0.5	<2	<0.5	<2	<0.5	<0.5	<0.5	<0.5	<0.5	<1	<0.5	<0.5	<0.5	<1	<1.5	<1	<0.5	<100	<100	<100	<100
92514598	MW-4_20210104	MW-04	01/04/2021	**14.6**	<0.5	<0.5	<0.5	<0.5	<0.5	<5	<0.5	<0.5	<1	<0.5	<1	<0.5	<0.5	<0.5	<0.5	<0.5	<2	<0.5	<2	<0.5	<2	<0.5	<0.5	<0.5	<0.5	<0.5	<1	<0.5	<0.5	<0.5	<1	<1.5	<1	<0.5	<100	<100	<100	<100
92520901	MW-4_20210208	MW-04	02/08/2021	<5	<0.5	<0.5	<0.5	<0.5	<0.5	<5	<0.5	<0.5	<1	<0.5	<1	<0.5	<0.5	<0.5	<0.5	<0.5	<2	<0.5	<2	<0.5	<2	<0.5	<0.5	<0.5	<0.5	<0.5	<1	<0.5	<0.5	<0.5	<1	<1.5	<1	<0.5	<100	<100	<100	<100
92527475	MW-04_20210312	MW-04	03/12/2021	**5.7**	<0.5	<0.5	<0.5	<0.5	<0.5	<5	<0.5	<0.5	<1	<0.5	<1	<0.5	<0.5	<0.5	<0.5	<0.5	<2	<0.5	<2	<0.5	<2	<0.5	<0.5	<0.5	<0.5	<0.5	<1	<0.5	<0.5	<0.5	<1	<1.5	<1	<0.5	<50	<50	<50	<50
92532417	MW-04_20210408	MW-04	04/08/2021	<5	<0.5	<0.5	<0.5	<0.5	<0.5	<5	<0.5	<0.5	<1	<0.5	<1	<0.5	<0.5	<0.5	<0.5	<0.5	<2	<0.5	<2	<0.5	<2	<0.5	<0.5	<0.5	<0.5	<0.5	<1	<0.5	<0.5	<0.5	<1	<1.5	<1	<0.5	<50	<50	<50	<50
92537784	MW-04_20210507	MW-04	05/07/2021	<5	<0.5	<0.5	<0.5	<0.5	<0.5	<5	<0.5	<0.5	<1	<0.5	<1	<0.5	<0.5	<0.5	<0.5	<0.5	<2	<0.5	<2	<0.5	<2	<0.5	<0.5	<0.5	<0.5	<0.5	<1	<0.5	<0.5	<0.5	<1	<1.5	<1	<0.5	<50	<50	<50	<50
92542375	MW-04_20210603	MW-04	06/03/2021	<5	<0.5	<0.5	<0.5	<0.5	<0.5	<5	<0.5	<0.5	<1	<0.5	<1	<0.5	<0.5	<0.5	<0.5	<0.5	<2	<0.5	<2	<0.5	<2	<0.5	<0.5	<0.5	<0.5	<0.5	<1	<0.5	<0.5	<0.5	<1	<1.5	<1	<0.5	<50	<50	<50	<50
92548787	MW-04_20210709	MW-04	07/09/2021	<5	**0.43J**	<0.5	<0.5	<0.5	<0.5	<5	<0.5	<0.5	<1	<0.5	<1	<0.5	<0.5	<0.5	<0.5	<0.5	<2	<0.5	<2	<0.5	<2	<0.5	<0.5	<0.5	**0.60**	<0.5	<1	<0.5	<0.5	<0.5	<1	**0.4J**	<1	**0.4J**	<50	<50	<50	<50
92551297	MW-04_20210722	MW-04	07/22/2021	NA	<0.5	<0.5	<0.5	<0.5	<0.5	<5	<0.5	<0.5	<1	<0.5	<1	<0.5	<0.5	<0.5	<0.5	<0.5	<2	<0.5	<2	<0.5	<2	<0.5	<0.5	<0.5	<0.5	<0.5	<1	<0.5	<0.5	<0.5	<1	<1.5	<1	<0.5	NA	NA	NA	NA
92554285	MW-04_20210806	MW-04	08/06/2021	<5	<0.5	<0.5	<0.5	<0.5	<0.5	<5	<0.5	<0.5	<1	<0.5	<1	<0.5	<0.5	<0.5	<0.5	<0.5	<2	<0.5	<2	<0.5	<2	<0.5	<0.5	<0.5	<0.5	<0.5	<1	<0.5	<0.5	<0.5	<1	<1.5	<1	<0.5	<50	<50	<50	<50
92559014	MW-04_20210901	MW-04	09/01/2021	<5	<0.5	<0.5	<0.5	<0.5	<0.5	<5	<0.5	<0.5	<1	<0.5	<1	<0.5	<0.5	<0.5	<0.5	<0.5	<2	<0.5	<2	<0.5	<2	<0.5	<0.5	<0.5	<0.5	<0.5	<1	<0.5	<0.5	<0.5	<1	<1.5	<1	<0.5	<50	<50	<50	<50
92563487	MW-04_20210927	MW-04	09/27/2021	<5	<0.5	<0.5	<0.5	<0.5	<0.5	<2	<0.5	<0.5	<0.5	<0.5	<1	<0.5	<0.5	<0.5	<0.5	<0.5	<0.6	<0.5	<5	<0.5	<0.5	<0.5	<0.5	<0.5	<0.5	<0.5	<0.5	<0.5	<0.5	<0.5	<1.5	<1	<0.5	<100	<100	<100	NA
92563487	DUP-1-20210927	MW-04	09/27/2021	<5	<0.5	<0.5	<0.5	<0.5	<0.5	<2	<0.5	<0.5	<0.5	<0.5	<1	<0.5	<0.5	<0.5	<0.5	<0.5	<0.6	<0.5	<5	<0.5	<0.5	<0.5	<0.5	<0.5	<0.5	<0.5	<0.5	<0.5	<0.5	<0.5	<1.5	<1	<0.5	<100	<100	<100	NA
92570816	MW-04_20211104	MW-04	11/04/2021	<5	<0.5	<0.5	<0.5	<0.5	<0.5	<5	<0.5	<0.5	<1	<0.5	<1	<0.5	<0.5	<0.5	<0.5	<0.5	<2	<0.5	<2	<0.5	<2	<0.5	<0.5	<0.5	<0.5	<0.5	<1	<0.5	<0.5	<0.5	<1	<1.5	<1	<0.5	<50	<50	<50	<50
92575770	MW-04_20211203	MW-04	12/03/2021	<5	<0.5	<0.5	<0.5	<0.5	<0.5	<5	<0.5	<0.5	<1	<0.5	<1	<0.5	<0.5	<0.5	<0.5	<0.5	<2	<0.5	<2	<0.5	<2	<0.5	<0.5	<0.5	<0.5	<0.5	<1	<0.5	<0.5	<0.5	<1	<1.5	<1	<0.5	<50	<50	<50	<50
92581742	MW-04_20220107	MW-04	01/07/2022	**18.7**	<0.5	<0.5	<0.5	<0.5	<0.5	<5	<0.5	<0.5	<1	<0.5	<1	<0.5	<0.5	<0.5	<0.5	<0.5	<2	<0.5	<2	<0.5	<2	<0.5	<0.5	<0.5	**0.83**	<0.5	<1	<0.5	<0.5	<0.5	<1	<1.5	<1	<0.5	<50	<50	<50	<50
92586178	MW-04_20220203	MW-04	02/03/2022	<5	<0.5	<0.5	<0.5	<0.5	<0.5	<5	<0.5	<0.5	<1	<0.5	<1	<0.5	<0.5	<0.5	<0.5	<0.5	<2	<0.5	<2	<0.5	<2	<0.5	<0.5	<0.5	<0.5	<0.5	<1	<0.5	<0.5	<0.5	<1	<1.5	<1	<0.5	<50	<50	<50	<50
92591327	MW-04_20220303	MW-04	03/03/2022	**0.47J**	<0.5	<0.5	<0.5	<0.5	<0.5	<5	<0.5	<0.5	<1	<0.5	<1	<0.5	<0.5	<0.5	<0.5	<0.5	<2	<0.5	<2	<0.5	<2	<0.5	<0.5	<0.5	<0.5	<0.5	<1	<0.5	<0.5	<0.5	<1	<1.5	<1	<0.5	<50	<50	<50	<50
92598233	MW-04_20220407	MW-04	04/07/2022	<5	<0.5	<0.5	<0.5	<0.5	<0.5	<5	<0.5	<0.5	<1	<0.5	<1	<0.5	<0.5	<0.5	<0.5	<0.5	<2	<0.5	<2	<0.5	<2	<0.5	<0.5	<0.5	<0.5	<0.5	<1	<0.5	<0.5	<0.5	<1	<1.5	<1	<0.5	<50	<50	<50	<50
92602788	MW-04_20220504	MW-04	05/04/2022	<5	<0.5	<0.5	<0.5	<0.5	<0.5	<5	<0.5	<0.5	<1	<0.5	<1	<0.5	<0.5	<0.5	<0.5	<0.5	<2	<0.5	<2	<0.5	<2	<0.5	<0.5	<0.5	<0.5	<0.5	<1	<0.5	<0.5	<0.5	<1	<1.5	<1	<0.5	<50	<50	<50	<50
92607679	MW-04_20220602	MW-04	06/02/2022	<5	<0.5	<0.5	<0.5	<0.5	<0.5	<5	<0.5	<0.5	<1	<0.5	<1	<0.5	<0.5	<0.5	<0.5	<0.5	<2	<0.5	<2	<0.5	<2	<0.5	<0.5	<0.5	<0.5	<0.5	<1	<0.5	<0.5	<0.5	<1	<1.5	<1	<0.5	<50	<50	<50	<50
MW-05																																										
92493708	MW-5_20200902	MW-05	09/02/2020	<25	<0.5	<0.5	<0.5	<0.5	<0.5	<5	<0.5	<0.5	<1	<0.5	<1	<0.5	<0.5	<0.5	<0.5	<0.5	<2	<0.5	<2	<0.5	<2	<0.5	<0.5	<0.5	<0.5	<0.5	<1	<0.5	<0.5	<0.5	<1	<1.5	<1	<0.5	<100	<100	<100	<100
92501616	MW-5_20201021	MW-05	10/21/2020	**19.6**	<0.5	<0.5	<0.5	<0.5	<0.5	<5	<0.5	<0.5	<1	<0.5	<1	<0.5	<0.5	<0.5	<0.5	<0.5	<2	<0.5	<2	<0.5	<2	<0.5	<0.5	<0.5	<0.5	<0.5	<1	<0.5	<0.5	<0.5	<1	<1.5	<1	<0.5	<100	<100	<100	<100
92508536	MW-05_20201130	MW-05	11/30/2020	**13.3**	<0.5	<0.5	<0.5	<0.5	<0.5	<5	<0.5	<0.5	<1	<0.5	<1	<0.5	<0.5	<0.5	<0.5	<0.5	<2	<0.5	<2	<0.5	<2	<0.5	<0.5	<0.5	<0.5	<0.5	<1	<0.5	<0.5	<0.5	<1	<1.5	<1	<0.5	<100	<100	<100	<100
92514598	MW-05_20210104	MW-05	01/04/2021	**46**	<0.5	<0.5	<0.5	<0.5	<0.5	<5	<0.5	<0.5	<1	<0.5	<1	<0.5	<0.5	<0.5	<0.5	<0.5	<2	<0.5	<2	<0.5	<2	<0.5	<0.5	<0.5	<0.5	<0.5	<1	<0.5	<0.5	<0.5	<1	<1.5	<1	<0.5	<100	<100	<100	<100
92521237	MW-5_20210209	MW-05	02/09/2021	<5	<0.5	<0.5	<0.5	<0.5	<0.5	<5	<0.5	<0.5	<1	<0.5	<1	<0.5	<0.5	<0.5	<0.5	<0.5	<2	<0.5	<2	<0.5	<2	<0.5	<0.5	<0.5	<0.5	<0.5	<1	<0.5	<0.5	<0.5	<1	<1.5	<1	<0.5	<100	<100	<100	<100
92526977	MW-05_20210310	MW-05	03/10/2021	<5	<0.5	<0.5	<0.5	<0.5	<0.5	<5	<0.5	<0.5	<1	<0.5	<1	<0.5	<0.5	<0.5	<0.5	<0.5	<2	<0.5	<2	<0.5	<2	<0.5	<0.5	<0.5	<0.5	<0.5	<1	<0.5	<0.5	<0.5	<1	<1.5	<1	<0.5	<100	<100	<100	<100
92531581	MW-05_20210406	MW-05	04/06/2021	<5	<0.5	<0.5	<0.5	<0.5	<0.5	<5	<0.5	<0.5	<1	<0.5	<1	<0.5	<0.5	<0.5	<0.5	<0.5	<2	<0.5	<2	<0.5	<2	<0.5	<0.5	<0.5	<0.5	<0.5	<1	<0.5	<0.5	<0.5	<1	<1.5	<1	<0.5	<50	<50	<50	<50
92537489	MW-05_20210506	MW-05	05/04/2021	<5	<0.5	<0.5	<0.5	<0.5	<0.5	<5	<0.5	<0.5	<1	<0.5	<1	<0.5	<0.5	<0.5	<0.5	<0.5	<2	<0.5	<2	<0.5	<2	<0.5	<0.5	<0.5	<0.5	<0.5	<1	<0.5	<0.5	<0.5	<1	<1.5	<1	<0.5	<50	<50	<50	<50
92542375	MW-05_20210603	MW-05	06/03/2021	<5	<0.5	<0.5	<0.5	<0.5	<0.5	<5	<0.5	<0.5	<1	<0.5	<1	<0.5	<0.5	<0.5	<0.5	<0.5	<2	<0.5	<2	<0.5	<2	<0.5	<0.5	<0.5	**1.1**	<0.5	<1	<0.5	<0.5	<0.5	<1	**3.8**	**2.6**	**1.2**	<50	<50	<50	<50
92548527	MW-05_20210708	MW-05	07/08/2021	<5	**0.69**	<0.5	<0.5	<0.5	<0.5	<5	<0.5	<0.5	<1	<0.5	<1	<0.5	<0.5	<0.5	<0.5	**0.47J**	<2	<0.5	<2	<0.5	<2	<0.5	<0.5	<0.5	**1.1**	<0.5	<1	<0.5	<0.5	<0.5	<1	**2.64**	**1.8**	**0.84**	<50	<50	<50	<50
92551297	MW-05_20210722	MW-05	07/22/2021	NA	<0.5	<0.5	<0.5	<0.5	<0.5	<5	<0.5	<0.5	<1	<0.5	<1	<0.5	<0.5	<0.5	<0.5	<0.5	<2	<0.5	<2	<0.5	<2	<0.5	<0.5	<0.5	**1.4**	<0.5	<1	<0.5	<0.5	<0.5	<1	**1.68**	**1**	**0.68**	NA	NA	NA	NA
92551297	DUP-1-20210722	MW-05	07/22/2021	NA	<0.5	<0.5	<0.5	<0.5	<0.5	<5	<0.5	<0.5	<1	<0.5	<1	<0.5	<0.5	<0.5	<0.5	<0.5	<2	<0.5	<2	<0.5	<2	<0.5	<0.5	<0.5	**1.3**	<0.5	<1	<0.5	<0.5	<0.5	<1	**1.68**	**1.1**	**0.58**	NA	NA	NA	NA
92554285	MW-05_20210806	MW-05	08/06/2021	<5	<0.5	<0.5	<0.5	<0.5	<0.5	<5	<0.5	<0.5	<1	<0.5	<1	<0.5	<0.5	<0.5	<0.5	<0.5	<2	<0.5	<2	<0.5	<2	<0.5	<0.5	<0.5	<0.5	<0.5	<1	<0.5	<0.5	<0.5	<1	<1.5	<1	<0.5	<50	<50	<50	<50
92559014	MW-05_20210901	MW-05	09/01/2021	<5	<0.5	<0.5	<0.5	<0.5	<0.5	<5	<0.5	<0.5	<1	<0.5	<1	<0.5	<0.5	<0.5	<0.5	<0.5	<2	<0.5	<2	<0.5	<2	<0.5	<0.5	<0.5	<0.5	<0.5	<1	<0.5	<0.5	<0.5	<1	<1.5	<1	<0.5	<50	<50	<50	<50
92563487	MW-05_20210927	MW-05	09/27/2021	<5	<0.5	<0.5	<0.5	<0.5	<0.5	<2	<0.5	<0.5	<0.5	<0.5	<1	<0.5	<0.5	<0.5	<0.5	<0.5	<0.6	<0.5	<5	<0.5	<0.5	<0.5	<0.5	<0.5	<0.5	<0.5	<0.5	<0.5	<0.5	<0.5	<1.5	<1	<0.5	<100	<100	<100	NA
92570816	MW-05_20211104	MW-05	11/04/2021	<5	<0.5	<0.5	<0.5	<0.5	<0.5	<5	<0.5	<0.5	<1	<0.5	<1	<0.5	<0.5	<0.5	<0.5	<0.5	<2	<0.5	<2	<0.5	<2	<0.5	<0.5	<0.5	<0.5	<0.5	<1	<0.5	<0.5	<0.5	<1	<1.5	<1	<0.5	<50	<50	<50	<50
92570816	DUP-1-20211104	MW-05	11/04/2021	<5	<0.5	<0.5	<0.5	<0.5	<0.5	<5	<0.5	<0.5	<1	<0.5	<1	<0.5	<0.5	<0.5	<0.5	<0.5	<2	<0.5	<2	<0.5	<2	<0.5	<0.5	<0.5	<0.5	<0.5	<1	<0.5	<0.5	<0.5	<1	<1.5	<1	<0.5	<50	<50	<50	<50

Table 5A
Summary of Monitoring Well Sampling Results

Colonial Pipeline Company
2020-L1-SR2448
Huntersville, North Carolina

Lab Report Number	Sample ID	Well ID	Sample Date	Metals (µg/L)	VOCs (µg/L)																																MADEP VPH (µg/L)			
				Lead	Benzene	Bromobenzene	Bromochloromethane	Bromodichloromethane	Bromoform	Bromomethane	n-Butylbenzene	sec-Butylbenzene	Chloroethane	Chloroform	Chloromethane	2-Chlorotoluene	Dibromochloromethane	1,2-Dichloroethane	Diisopropyl ether	Ethylbenzene	Hexachloro-1,3-butadiene	Isopropylbenzene (Cumene)	Methylene Chloride	Methyl-tert-butyl ether	Naphthalene	n-Propylbenzene	Styrene	Tetrachloroethene	Toluene	Trichloroethene	Trichlorofluoromethane	1,2,3-Trichloropropane	1,2,4-Trimethylbenzene	1,3,5-Trimethylbenzene	Vinyl chloride	Xylene (Total)	m&p-Xylene	o-Xylene	C5 - C8 Aliphatics	C9 - C12 Aliphatics	C9 - C10 Aromatics	VPH (Total)
NCAC 2L Standards				**15**	**1**	**NE**	**NE**	**0.6**	**4**	**10**	**70**	**70**	**3000**	**70**	**3**	**100**	**0.4**	**0.4**	**70**	**600**	**0.4**	**70**	**5**	**20**	**6**	**70**	**70**	**0.7**	**600**	**3**	**2000**	**0.005**	**400**	**400**	**0.03**	**500**	**500**	**500**	**400**	**700**	**200**	**NE**
IMAC Standards				**--**	**--**	**--**	**--**	**--**	**--**	**--**	**--**	**--**	**--**	**--**	**--**	**--**	**--**	**--**	**--**	**--**	**--**	**--**	**--**	**--**	**--**	**--**	**--**	**--**	**--**	**--**	**--**	**--**	**--**	**--**	**--**	**--**	**--**	**--**	**--**	**--**	**--**
92575770	MW-05_20211203	MW-05	12/03/2021	<5	<0.5	<0.5	<0.5	<0.5	<0.5	<5	<0.5	<0.5	<1	<0.5	<1	<0.5	<0.5	<0.5	<0.5	<0.5	<2	<0.5	<2	<0.5	<2	<0.5	<0.5	<0.5	<0.5	<0.5	<1	<0.5	<0.5	<0.5	<1	<1.5	<1	<0.5	<50	<50	<50	<50
92581742	MW-5_20220107	MW-05	01/07/2022	<5	<0.5	<0.5	<0.5	<0.5	<0.5	<5	<0.5	<0.5	<1	<0.5	<1	<0.5	<0.5	<0.5	<0.5	<0.5	<2	<0.5	<2	<0.5	<2	<0.5	<0.5	<0.5	**1.2**	<0.5	<1	<0.5	<0.5	<0.5	<1	**1.44**	**1**	**0.44J**	<50	<50	<50	<50
92585900	MW-05_20220202	MW-05	02/02/2022	<5	<0.5	<0.5	<0.5	<0.5	<0.5	<5	<0.5	<0.5	<1	<0.5	<1	<0.5	<0.5	<0.5	<0.5	<0.5	<2	<0.5	<2	<0.5	<2	<0.5	<0.5	<0.5	<0.5	<0.5	<1	<0.5	<0.5	<0.5	<1	<1.5	<1	<0.5	<50	<50	<50	<50
92591151	MW-05_20220302	MW-05	03/02/2022	**0.11J**	<0.5	<0.5	<0.5	<0.5	<0.5	<5	<0.5	<0.5	<1	<0.5	<1	<0.5	<0.5	<0.5	<0.5	<0.5	<2	<0.5	<2	<0.5	<2	<0.5	<0.5	<0.5	<0.5	<0.5	<1	<0.5	<0.5	<0.5	<1	<1.5	<1	<0.5	<50	<50	<50	<50
92597624	MW-05_20220406	MW-05	04/06/2022	<5	<0.5	<0.5	<0.5	<0.5	<0.5	<5	<0.5	<0.5	<1	<0.5	<1	<0.5	<0.5	<0.5	<0.5	<0.5	<2	<0.5	<2	<0.5	<2	<0.5	<0.5	<0.5	<0.5	<0.5	<1	<0.5	<0.5	<0.5	<1	<1.5	<1	<0.5	<50	<50	<50	<50
92602788	MW-05_20220504	MW-05	05/04/2022	<5	<0.5	<0.5	<0.5	<0.5	<0.5	<5	<0.5	<0.5	<1	<0.5	<1	<0.5	<0.5	<0.5	<0.5	<0.5	<2	<0.5	<2	<0.5	<2	<0.5	<0.5	<0.5	<0.5	<0.5	<1	<0.5	<0.5	<0.5	<1	<1.5	<1	<0.5	<50	<50	<50	<50
92607679	MW-05_20220602	MW-05	06/02/2022	<5	<0.5	<0.5	<0.5	<0.5	<0.5	<5	<0.5	<0.5	<1	<0.5	<1	<0.5	<0.5	<0.5	<0.5	<0.5	<2	<0.5	<2	<0.5	<2	<0.5	<0.5	<0.5	<0.5	<0.5	<1	<0.5	<0.5	<0.5	<1	<1.5	<1	<0.5	<50	<50	<50	<50
MW-06																																										
92493708	MW-6_20200902	MW-06	09/02/2020	<25	<0.5	<0.5	<0.5	<0.5	<0.5	<5	<0.5	<0.5	<1	<0.5	<1	<0.5	<0.5	<0.5	<0.5	<0.5	<2	<0.5	<2	<0.5	<2	<0.5	<0.5	<0.5	<0.5	<0.5	<1	<0.5	<0.5	<0.5	<1	<1.5	<1	<0.5	<100	<100	<100	<100
92501616	MW-6_20201021	MW-06	10/21/2020	**33.8**	<0.5	<0.5	<0.5	<0.5	<0.5	<5	<0.5	<0.5	<1	<0.5	<1	<0.5	<0.5	<0.5	<0.5	<0.5	<2	<0.5	<2	<0.5	<2	<0.5	<0.5	<0.5	<0.5	<0.5	<1	<0.5	<0.5	<0.5	<1	<1.5	<1	<0.5	<100	<100	<100	<100
92508536	MW-06_20201130	MW-06	11/30/2020	**23.3**	<0.5	<0.5	<0.5	<0.5	<0.5	<5	<0.5	<0.5	<1	<0.5	<1	<0.5	<0.5	<0.5	<0.5	<0.5	<2	<0.5	<2	<0.5	<2	<0.5	<0.5	<0.5	<0.5	<0.5	<1	<0.5	<0.5	<0.5	<1	<1.5	<1	<0.5	<100	<100	<100	<100
92514598	MW-6_20210104	MW-06	01/04/2021	**19.1**	<0.5	<0.5	<0.5	<0.5	<0.5	<5	<0.5	<0.5	<1	<0.5	<1	<0.5	<0.5	<0.5	<0.5	<0.5	<2	<0.5	<2	<0.5	<2	<0.5	<0.5	<0.5	<0.5	<0.5	<1	<0.5	<0.5	<0.5	<1	<1.5	<1	<0.5	<100	<100	<100	<100
92520901	MW-6_20210208	MW-06	02/08/2021	<5	<0.5	<0.5	<0.5	<0.5	<0.5	<5	<0.5	<0.5	<1	<0.5	<1	<0.5	<0.5	<0.5	<0.5	<0.5	<2	<0.5	<2	<0.5	<2	<0.5	<0.5	<0.5	<0.5	<0.5	<1	<0.5	<0.5	<0.5	<1	<1.5	<1	<0.5	<100	<100	<100	<100
92527327	MW-06_20210311	MW-06	03/11/2021	<5	<0.5	<0.5	<0.5	<0.5	<0.5	<5	<0.5	<0.5	<1	<0.5	<1	<0.5	<0.5	<0.5	<0.5	<0.5	<2	<0.5	<2	<0.5	<2	<0.5	<0.5	<0.5	<0.5	<0.5	<1	<0.5	<0.5	<0.5	<1	<1.5	<1	<0.5	<50	<50	<50	<50
92532417	MW-06_20210408	MW-06	04/08/2021	<5	<0.5	<0.5	<0.5	<0.5	<0.5	<5	<0.5	<0.5	<1	<0.5	<1	<0.5	<0.5	<0.5	<0.5	<0.5	<2	<0.5	<2	<0.5	<2	<0.5	<0.5	<0.5	**0.76**	<0.5	<1	<0.5	<0.5	<0.5	<1	<1.5	<1	<0.5	<50	<50	<50	<50
92532417	DUP-1-20210408	MW-06	04/08/2021	<5	<0.5	<0.5	<0.5	<0.5	<0.5	<5	<0.5	<0.5	<1	<0.5	<1	<0.5	<0.5	<0.5	<0.5	<0.5	<2	<0.5	<2	<0.5	<2	<0.5	<0.5	<0.5	**0.78**	<0.5	<1	<0.5	<0.5	<0.5	<1	<1.5	<1	<0.5	<50	<50	<50	<50
92537489	MW-06_20210506	MW-06	05/06/2021	<5	<0.5	<0.5	<0.5	<0.5	<0.5	<5	<0.5	<0.5	<1	<0.5	<1	<0.5	<0.5	<0.5	<0.5	<0.5	<2	<0.5	<2	<0.5	<2	<0.5	<0.5	<0.5	<0.5	<0.5	<1	<0.5	<0.5	<0.5	<1	<1.5	<1	<0.5	<50	<50	<50	<50
92541993	MW-06_20210602	MW-06	06/02/2021	<5	<0.5	<0.5	<0.5	<0.5	<0.5	<5	<0.5	<0.5	<1	<0.5	<1	<0.5	<0.5	<0.5	<0.5	<0.5	<2	<0.5	<2	<0.5	<2	<0.5	<0.5	<0.5	<0.5	<0.5	<1	<0.5	<0.5	<0.5	<1	<1.5	<1	<0.5	<50	<50	<50	<50
92548527	MW-06_20210708	MW-06	07/08/2021	<5	<0.5	<0.5	<0.5	<0.5	<0.5	<5	<0.5	<0.5	<1	<0.5	<1	<0.5	<0.5	<0.5	<0.5	<0.5	<2	<0.5	<2	<0.5	<2	<0.5	<0.5	<0.5	<0.5	<0.5	<1	<0.5	<0.5	<0.5	<1	<1.5	<1	<0.5	<50	<50	<50	<50
92553563	MW-06_20210804	MW-06	08/04/2021	<5	<0.5	<0.5	<0.5	<0.5	<0.5	<5	<0.5	<0.5	<1	<0.5	<1	<0.5	<0.5	<0.5	<0.5	<0.5	<2	<0.5	<2	<0.5	<2	<0.5	<0.5	<0.5	<0.5	<0.5	<1	<0.5	<0.5	<0.5	<1	<1.5	<1	<0.5	<50	<50	<50	<50
92559014	MW-06_20210901	MW-06	09/01/2021	<5	<0.5	<0.5	<0.5	<0.5	<0.5	<5	<0.5	<0.5	<1	<0.5	<1	<0.5	<0.5	<0.5	<0.5	<0.5	<2	<0.5	<2	<0.5	<2	<0.5	<0.5	<0.5	<0.5	<0.5	<1	<0.5	<0.5	<0.5	<1	<1.5	<1	<0.5	<50	<50	<50	<50
92563487	MW-06_20210927	MW-06	09/27/2021	<5	<0.5	<0.5	<0.5	<0.5	<0.5	<2	<0.5	<0.5	<0.5	<0.5	<1	<0.5	<0.5	<0.5	<0.5	<0.5	<0.6	<0.5	<5	<0.5	<0.5	<0.5	<0.5	<0.5	<0.5	<0.5	<0.5	<0.5	<0.5	<0.5	<0.5	<1.5	<1	<0.5	<100	<100	<100	NA
92570816	MW-06_20211104	MW-06	11/04/2021	<5	<0.5	<0.5	<0.5	<0.5	<0.5	<5	<0.5	<0.5	<1	<0.5	<1	<0.5	<0.5	<0.5	<0.5	<0.5	<2	<0.5	<2	<0.5	<2	<0.5	<0.5	<0.5	<0.5	<0.5	<1	<0.5	<0.5	<0.5	<1	<1.5	<1	<0.5	<50	<50	<50	<50
92575654	MW-06_20211202	MW-06	12/02/2021	<5	<0.5	<0.5	<0.5	<0.5	<0.5	<5	<0.5	<0.5	<1	<0.5	<1	<0.5	<0.5	<0.5	<0.5	<0.5	<2	<0.5	<2	<0.5	<2	<0.5	<0.5	<0.5	<0.5	<0.5	<1	<0.5	<0.5	<0.5	<1	<1.5	<1	<0.5	<50	<50	<50	<50
92581742	MW-6_20220107	MW-06	01/07/2022	**0.23J**	<0.5	<0.5	<0.5	<0.5	<0.5	<5	<0.5	<0.5	<1	<0.5	<1	<0.5	<0.5	<0.5	<0.5	<0.5	<2	<0.5	<2	<0.5	<2	<0.5	<0.5	<0.5	**0.69**	<0.5	<1	<0.5	<0.5	<0.5	<1	<1.5	<1	<0.5	<50	<50	<50	<50
92586178	MW-06_20220203	MW-06	02/03/2022	**27.7**	**0.71**	<0.5	<0.5	<0.5	<0.5	<5	<0.5	<0.5	<1	<0.5	<1	<0.5	<0.5	<0.5	<0.5	<0.5	<2	<0.5	<2	<0.5	<2	<0.5	<0.5	<0.5	<0.5	<0.5	<1	<0.5	<0.5	<0.5	<1	<1.5	<1	<0.5	<50	<50	<50	<50
92591327	MW-06_20220303	MW-06	03/03/2022	**1.3J**	<0.5	<0.5	<0.5	<0.5	<0.5	<5	<0.5	<0.5	<1	<0.5	<1	<0.5	<0.5	<0.5	<0.5	<0.5	<2	<0.5	<2	<0.5	<2	<0.5	<0.5	<0.5	<0.5	<0.5	<1	<0.5	<0.5	<0.5	<1	<1.5	<1	<0.5	<50	<50	<50	<50
92598233	MW-06_20220407	MW-06	04/07/2022	<5	<0.5	<0.5	<0.5	<0.5	<0.5	<5	<0.5	<0.5	<1	<0.5	<1	<0.5	<0.5	<0.5	<0.5	<0.5	<2	<0.5	<2	<0.5	<2	<0.5	<0.5	<0.5	<0.5	<0.5	<1	<0.5	<0.5	<0.5	<1	<1.5	<1	<0.5	<50	<50	<50	<50
92602788	MW-06_20220504	MW-06	05/04/2022	<5	<0.5	<0.5	<0.5	<0.5	<0.5	<5	<0.5	<0.5	<1	**1.2**	<1	<0.5	<0.5	<0.5	<0.5	<0.5	<2	<0.5	<2	<0.5	<2	<0.5	<0.5	<0.5	<0.5	<0.5	<1	<0.5	<0.5	<0.5	<1	<1.5	<1	<0.5	<50	<50	<50	<50
92602788	DUP-1-20220504	MW-06	05/04/2022	<5	<0.5	<0.5	<0.5	<0.5	<0.5	<5	<0.5	<0.5	<1	<0.5	<1	<0.5	<0.5	<0.5	<0.5	<0.5	<2	<0.5	<2	<0.5	<2	<0.5	<0.5	<0.5	<0.5	<0.5	<1	<0.5	<0.5	<0.5	<1	<1.5	<1	<0.5	<50	<50	<50	<50
92607679	MW-06_20220602	MW-06	06/02/2022	<5	<0.5	<0.5	<0.5	<0.5	<0.5	<5	<0.5	<0.5	<1	<0.5	<1	<0.5	<0.5	<0.5	<0.5	<0.5	<2	<0.5	<2	<0.5	<2	<0.5	<0.5	<0.5	<0.5	<0.5	<1	<0.5	<0.5	<0.5	<1	<1.5	<1	<0.5	<50	<50	<50	<50
92607679	DUP-1-20220602	MW-06	06/02/2022	<5	<0.5	<0.5	<0.5	<0.5	<0.5	<5	<0.5	<0.5	<1	<0.5	<1	<0.5	<0.5	<0.5	<0.5	<0.5	<2	<0.5	<2	<0.5	<2	<0.5	<0.5	<0.5	<0.5	<0.5	<1	<0.5	<0.5	<0.5	<1	<1.5	<1	<0.5	<50	<50	<50	<50
MW-07R																																										
92493708	MW-7_20200902	MW-07	09/02/2020	<5	<0.5	<0.5	<0.5	<0.5	<0.5	<5	<0.5	<0.5	<1	<0.5	<1	<0.5	<0.5	<0.5	<0.5	<0.5	<2	<0.5	<2	<0.5	<2	<0.5	<0.5	<0.5	<0.5	<0.5	<1	<0.5	<0.5	<0.5	<1	<1.5	<1	<0.5	<100	<100	<100	<100
92501960	MW-7_20201023	MW-07	10/23/2020	**73.1**	<0.5	<0.5	<0.5	<0.5	<0.5	<5	<0.5	<0.5	<1	<0.5	<1	<0.5	<0.5	<0.5	<0.5	<0.5	<2	<0.5	<2	<0.5	<2	<0.5	<0.5	<0.5	**1.0**	<0.5	<1	<0.5	<0.5	<0.5	<1	<1.5	<1	<0.5	<100	<100	<100	<100
92508536	MW-7_20201130	MW-07	11/30/2020	**35.3**	<0.5	<0.5	<0.5	<0.5	<0.5	<5	<0.5	<0.5	<1	<0.5	<1	<0.5	<0.5	<0.5	<0.5	<0.5	<2	<0.5	<2	<0.5	<2	<0.5	<0.5	<0.5	<0.5	<0.5	<1	<0.5	<0.5	<0.5	<1	<1.5	<1	<0.5	<100	<100	<100	<100
92514598	MW-7_20210104	MW-07	01/04/2021	**78**	<0.5	<0.5	<0.5	<0.5	<0.5	<5	<0.5	<0.5	<1	<0.5	<1	<0.5	<0.5	<0.5	<0.5	<0.5	<2	<0.5	<2	<0.5	<2	<0.5	<0.5	<0.5	<0.5	<0.5	<1	<0.5	<0.5	<0.5	<1	<1.5	<1	<0.5	<100	<100	<100	<100
92521871	MW-7_20210211	MW-07	02/11/2021	**57.1**	**3.6**	<0.5	<0.5	<0.5	<0.5	<5	<0.5	<0.5	<1	<0.5	<1	<0.5	<0.5	<0.5	<0.5	**4.0**	<2	<0.5	<2	<0.5	<2	**0.66**	<0.5	<0.5	**24.3**	<0.5	<1	<0.5	**0.6**	<0.5	<1	**12.7**	**7.4**	**5.3**	<100	<100	<100	**182**
92526977	MW-07_20210310	MW-07	03/10/2021	<5	<0.5	<0.5	<0.5	<0.5	<0.5	<5	<0.5	<0.5	<1	<0.5	<1	<0.5	<0.5	<0.5	<0.5	<0.5	<2	<0.5	<2	<0.5	<2	<0.5	<0.5	<0.5	<0.5	<0.5	<1	<0.5	<0.5	<0.5	<1	<1.5	<1	<0.5	<100	<100	<100	<100
92532417	MW-07_20210408	MW-07	04/08/2021	**6.7**	<0.5	<0.5	<0.5	<0.5	<0.5	<5	<0.5	<0.5	<1	<0.5	<1	<0.5	<0.5	<0.5	<0.5	<0.5	<2	<0.5	<2	<0.5	<2	<0.5	<0.5	<0.5	<0.5	<0.5	<1	<0.5	<0.5	<0.5	<1	<1.5	<1	<0.5	<50	<50	<50	<50
92537489	MW-07_20210506	MW-07	05/06/2021	<5	<0.5	<0.5	<0.5	<0.5	<0.5	<5	<0.5	<0.5	<1	<0.5	<1	<0.5	<0.5	<0.5	<0.5	<0.5	<2	<0.5	<2	<0.5	<2	<0.5	<0.5	<0.5	<0.5	<0.5	<1	<0.5	<0.5	<0.5	<1	<1.5	<1	<0.5	<50	<50	<50	<50
92542375	MW-07_20210603	MW-07	06/03/2021	<5	<0.5	<0.5	<0.5	<0.5	<0.5	<5	<0.5	<0.5	<1	<0.5	<1	<0.5	<0.5	<0.5	<0.5	<0.5	<2	<0.5	<2	<0.5	<2	<0.5	<0.5	<0.5	<0.5	<0.5	<1	<0.5	<0.5	<0.5	<1	<1.5	<1	<0.5	<50	<50	<50	<50
92548527	MW-07_20210708	MW-07	07/08/2021	<5	<0.5	<0.5	<0.5	<0.5	<0.5	<5	<0.5	<0.5	<1	<0.5	<1	<0.5	<0.5	<0.5	<0.5	<0.5	<2	<0.5	<2	<0.5	<2	<0.5	<0.5	<0.5	<0.5	<0.5	<1	<0.5	<0.5	<0.5	<1	<1.5	<1	<0.5	<50	<50	<50	<50
92554137	MW-07_20210805	MW-07	08/05/2021	<5	**0.79**	<0.5	<0.5	<0.5	<0.5	<5	<0.5	<0.5	<1	<0.5	<1	<0.5	<0.5	<0.5	<0.5	**1.4**	<2	<0.5	<2	<0.5	<2	<0.5	<0.5	<0.5	**8.3**	<0.5	<1	<0.5	**0.79**	<0.5	<1	**7.7**	**5**	**2.7**	<50	<50	<50	**67.4**
92559014	MW-07_20210901	MW-07	09/01/2021	<5	**53.3**	<2	<2	<2	<2	<20	<2	<2	<4	<2	<4	<2	<2	<2	<0.5	**43.5**	<8	<2	<8	**2.6**	**5.7J**	<2	<2	<2	**428**	<2	<4	<2	**23.1**	<2	<4	**282**	**160**	**122**	**2,800**	**742**	**104**	**3,640**
92561826	MW-07_20210916	MW-07	09/16/2021	<5	**80.4**	<2	<2	<2	<2	<20	<2	<2	<4	<2	<4	<2	<2	<2	**3.2**	**92.4**	<8	**2.7**	<8	<2	**19.1J**	**6.4**	<2	<2	**778**	<2	<4	<2	**56.2**	**15.3**	<4	**551**	**342**	**209**	**4,730**	**1400**	<200	**6,320**
92563804	MW-07_20210928	MW-07	09/28/2021	<5	**23**	<0.5	<0.5	<0.5	<1	<5	<0.5	**0.14J**	<0.5	<0.5	<0.6	<0.5	<0.5	<0.5	**1.5**	**59**	<0.6	**1.7**	<5	<0.5	**2.5**	**2.9**	<0.5	<0.5	**290**	<0.5	<0.5	<0.5	**32**	**12**	<0.5	**360**	**230**	**130**	**1,100**	<100	**150**	NA
92598325	MW-07R_20220408	MW-07R	04/08/2022	<5	<0.5	<0.5	<0.5	<0.5	<0.5	<5	<0.5	<0.5	<1	<0.5	<1	<0.5	<0.5	<0.5	<0.5	**0.52**	<2	<0.5	<2	<0.5	<2	<0.5	<0.5	<0.5	**1.9**	<0.5	<1	<0.5	**0.93**	<0.5	<1	**5.3**	**3.3**	**2.0**	<50	<50	<50	<50
92603086	MW-07_20220505	MW-07R	05/05/2022	<5	<0.5	<0.5	<0.5	<0.5	<0.5	<5	<0.5	<0.5	<1	<0.5	<1	<0.5	<0.5	<0.5	<0.5	<0.5	<2	<0.5	<2	<0.5	<2	<0.5	<0.5	<0.5	**0.87**	<0.5	<1	<0.5	<0.5	<0.5	<1	**1.58**	**0.95J**	**0.63**	<50	<50	<50	<50
92607679	MW-07R_20220602	MW-07R	06/02/2022	<5	<0.5	<0.5	<0.5	<0.5	<0.5	<5	<0.5	<0.5	<1	<0.5	<1	<0.5	<0.5	<0.5	**0.44J**	<0.5	<2	<0.5	<2	<0.5	<2	<0.5	<0.5	<0.5	<0.5	<0.5	<1	<0.5	<0.5	<0.5	<1	**0.42J**	<1	**0.42J**	<50	<50	<50	<50
MW-08																																									
92494322	MW-8_20200903	MW-08	09/03/2020	<5	<0.5	<0.5	<0.5	**2.5**	<0.5	<5	<0.5	<0.5	<1	**15.5**	<1	<0.5	**3.8**	<0.5	<0.5	<0.5	<2	<0.5	<2	<0.5	<2	<0.5	<0.5	<0.5	**2.3**	<0.5	<1	<0.5	<0.5	<0.5	<1	**1.78**	**1.2**	**0.58**	<100	<100	<100	<100
92495239	MW-08_20200913	MW-08	09/13/2020	<5	<0.5	<0.5	<0.5	**1.6**	<0.5	<5	<0.5	<0.5	<1	**12.8**	<1	<0.5	<0.5	<0.5	<0.5	<0.5	<2	<0.5	<2	<0.5	<2	<0.5	<0.5	<0.5	**0.56**	<0.5	<1	<0.5	<0.5	<0.5	<1	<1.5	<1	<0.5	<100	<100	<100	<100
92501345	MW-08_20201020	MW-08	10/20/2020	**11.2**	<0.5	<0.5	<0.5	<0.5	<0.5	<5	<0.5	<0.5	<1	**3.5**	<1	<0.5	<0.5	<0.5	<0.5	<0.5	<2	<0.5	<2	<0.5	<2	<0.5	<0.5	<0.5	<0.5	<0.5	<1	<0.5	<0.5	<0.5	<1	<1.5	<1	<0.5	<100	<100	<100	<100
92508886	MW-8_20201201	MW-08	12/02/2020	**9.7**	<0.5	<0.5	<0.5	<0.5	<0.5	<5	<0.5	<0.5	<1	**0.96**	<1	<0.5	<0.5	<0.5	<0.5	<0.5	<2	<0.5	<2	<0.5	<2	<0.5	<0.5	<0.5	<0.5	<0.5	<1	<0.5	<0.5	<0.5	<1	<1.5	<1	<0.5	<100	<100	<100	<100
92515216	MW-08_20210106	MW-08	01/06/2021	**10**	<0.5	<0.5	<0.5	<0.5	<0.5	<5	<0.5	<0.5	<1	**0.93**	<1	<0.5	<0.5	<0.5	<0.5	<0.5	<2	<0.5	<2	<0.5	<2	<0.5	<0.5	<0.5	<0.5	<0.5	<1	<0.5	<0.5	<0.5	<1	<1.5	<1	<0.5	<100	<100	<100	<100

Table 5A
Summary of Monitoring Well Sampling Results

Colonial Pipeline Company
2020-L1-SR2448
Huntersville, North Carolina

Lab Report Number	Sample ID	Well ID	Sample Date	Metals (µg/L)	VOCs (µg/L)																																MADEP VPH (µg/L)			
				Lead	Benzene	Bromobenzene	Bromochloromethane	Bromodichloromethane	Bromoform	Bromomethane	n-Butylbenzene	sec-Butylbenzene	Chloroethane	Chloroform	Chloromethane	2-Chlorotoluene	Dibromochloromethane	1,2-Dichloroethane	Diisopropyl ether	Ethylbenzene	Hexachloro-1,3-butadiene	Isopropylbenzene (Cumene)	Methylene Chloride	Methyl-tert-butyl ether	Naphthalene	n-Propylbenzene	Styrene	Tetrachloroethene	Toluene	Trichloroethene	Trichlorofluoromethane	1,2,3-Trichloropropane	1,2,4-Trimethylbenzene	1,3,5-Trimethylbenzene	Vinyl chloride	Xylene (Total)	m&p-Xylene	o-Xylene	C5 - C8 Aliphatics	C9 - C12 Aliphatics	C9 - C10 Aromatics	VPH (Total)
NCAC 2L Standards				**15**	**1**	**NE**	**NE**	**0.6**	**4**	**10**	**70**	**70**	**3000**	**70**	**3**	**100**	**0.4**	**0.4**	**70**	**600**	**0.4**	**70**	**5**	**20**	**6**	**70**	**70**	**0.7**	**600**	**3**	**2000**	**0.005**	**400**	**400**	**0.03**	**500**	**500**	**500**	**400**	**700**	**200**	**NE**
IMAC Standards				**--**	**--**	**--**	**--**	**--**	**--**	**--**	**--**	**--**	**--**	**--**	**--**	**--**	**--**	**--**	**--**	**--**	**--**	**--**	**--**	**--**	**--**	**--**	**--**	**--**	**--**	**--**	**--**	**--**	**--**	**--**	**--**	**--**	**--**	**--**	**--**	**--**	**--**
92522126	MW-8_20210212	MW-08	02/12/2021	<5	<0.5	<0.5	<0.5	<0.5	<0.5	<5	<0.5	<0.5	<1	**0.77**	<1	<0.5	<0.5	<0.5	<0.5	<0.5	<2	<0.5	<2	<0.5	<2	<0.5	<0.5	<0.5	<0.5	<0.5	<1	<0.5	<0.5	<0.5	<1	<1.5	<1	<0.5	<100	<100	<100	<100
92527474	MW-08_20210312	MW-08	03/12/2021	<5	<0.5	<0.5	<0.5	<0.5	<0.5	<5	<0.5	<0.5	<1	**0.87**	<1	<0.5	<0.5	<0.5	<0.5	<0.5	<2	<0.5	<2	<0.5	<2	<0.5	<0.5	<0.5	<0.5	<0.5	<1	<0.5	<0.5	<0.5	<1	<1.5	<1	<0.5	<50	<50	<50	<50
92531580	MW-08_20210406	MW-08	04/06/2021	<5	<0.5	<0.5	<0.5	<0.5	<0.5	<5	<0.5	<0.5	<1	**0.70**	<1	<0.5	<0.5	<0.5	<0.5	<0.5	<2	<0.5	<2	<0.5	<2	<0.5	<0.5	<0.5	<0.5	<0.5	<1	<0.5	<0.5	<0.5	<1	<1.5	<1	<0.5	<50	<50	<50	<50
92536726	MW-08_20210504	MW-08	05/04/2021	<5	<0.5	<0.5	<0.5	<0.5	<0.5	<5	<0.5	<0.5	<1	**0.50**	<1	<0.5	<0.5	<0.5	<0.5	<0.5	<2	<0.5	<2	<0.5	<2	<0.5	<0.5	<0.5	<0.5	<0.5	<1	<0.5	<0.5	<0.5	<1	<1.5	<1	<0.5	<50	<50	<50	<50
92542350	MW-08_20210603	MW-08	06/03/2021	<5	<0.5	<0.5	<0.5	<0.5	<0.5	<5	<0.5	<0.5	<1	**0.49J**	<1	<0.5	<0.5	<0.5	<0.5	<0.5	<2	<0.5	<2	<0.5	<2	<0.5	<0.5	<0.5	<0.5	<0.5	<1	<0.5	<0.5	<0.5	<1	<1.5	<1	<0.5	<50	<50	<50	<50
92547899	MW-08_20210706	MW-08	07/06/2021	<5	<0.5	<0.5	<0.5	<0.5	<0.5	<5	<0.5	<0.5	<1	**0.5J**	<1	<0.5	<0.5	<0.5	<0.5	<0.5	<2	<0.5	<2	<0.5	<2	<0.5	<0.5	<0.5	<0.5	<0.5	<1	<0.5	<0.5	<0.5	<1	<1.5	<1	<0.5	<50	<50	<50	<50
92553185	MW-08_20210803	MW-08	08/03/2021	<5	<0.5	<0.5	<0.5	<0.5	<0.5	<5	<0.5	<0.5	<1	**0.41J**	<1	<0.5	<0.5	<0.5	<0.5	<0.5	<2	<0.5	<2	<0.5	<2	<0.5	<0.5	<0.5	<0.5	<0.5	<1	<0.5	<0.5	<0.5	<1	<1.5	<1	<0.5	<50	<50	<50	<50
92558740	MW-08_20210831	MW-08	08/31/2021	<5	<0.5	<0.5	<0.5	<0.5	<0.5	<5	<0.5	<0.5	<1	**0.45J**	<1	<0.5	<0.5	<0.5	<0.5	<0.5	<2	<0.5	<2	<0.5	<2	<0.5	<0.5	<0.5	<0.5	<0.5	<1	<0.5	<0.5	<0.5	<1	<1.5	<1	<0.5	<50	<50	<50	<50
92564678	MW-08_20211004	MW-08	10/04/2021	<5.0	<0.5	<0.5	<0.5	<0.5	<1	<5	<0.5	<0.5	<0.5	**0.23J**	<0.6	<0.5	<0.5	<0.5	<0.5	<0.5	<0.6	<0.5	<5	<0.5	<0.5	<0.5	<0.5	<0.5	<0.5	<0.5	<0.5	<0.5	<0.5	<0.5	<0.5	<1.5	<1	<0.5	<100	<100	<100	NA
92569882	MW-08_20211101	MW-08	11/01/2021	<5	<0.5	<0.5	<0.5	<0.5	<0.5	<5	<0.5	<0.5	<1	<0.5	<1	<0.5	<0.5	<0.5	<0.5	<0.5	<2	<0.5	<2	<0.5	<2	<0.5	<0.5	<0.5	<0.5	<0.5	<1	<0.5	<0.5	<0.5	<1	<1.5	<1	<0.5	<50	<50	<50	<50
92575208	MW-08_20211201	MW-08	12/01/2021	<5	<0.5	<0.5	<0.5	<0.5	<0.5	<5	<0.5	<0.5	<1	<0.5	<1	<0.5	<0.5	<0.5	<0.5	<0.5	<2	<0.5	<2	<0.5	<2	<0.5	<0.5	<0.5	<0.5	<0.5	<1	<0.5	<0.5	<0.5	<1	<1.5	<1	<0.5	<50	<50	<50	<50
92580645 92580644	MW-08_20220103	MW-08	01/03/2022	**0.15J**	<0.5	<0.5	<0.5	<0.5	<0.5	<5	<0.5	<0.5	<1	<0.5	<1	<0.5	<0.5	<0.5	<0.5	<0.5	<2	<0.5	<2	<0.5	<2	<0.5	<0.5	<0.5	<0.5	<0.5	<1	<0.5	<0.5	<0.5	<1	<1.5	<1	<0.5	<50	<50	<50	<50
92585560	MW-08_20220201	MW-08	02/01/2022	<5	<0.5	<0.5	<0.5	<0.5	<0.5	<5	<0.5	<0.5	<1	<0.5	<1	<0.5	<0.5	<0.5	<0.5	<0.5	<2	<0.5	<2	<0.5	<2	<0.5	<0.5	<0.5	<0.5	<0.5	<1	<0.5	<0.5	<0.5	<1	<1.5	<1	<0.5	<50	<50	<50	<50
92590515	MW-08_20220228	MW-08	02/28/2022	<5	<0.5	<0.5	<0.5	<0.5	<0.5	<5	<0.5	<0.5	<1	<0.5	<1	<0.5	<0.5	<0.5	<0.5	<0.5	<2	<0.5	<2	<0.5	<2	<0.5	<0.5	<0.5	<0.5	<0.5	<1	<0.5	<0.5	<0.5	<1	<1.5	<1	<0.5	<50	<50	<50	<50
92596955	MW-08_20220404	MW-08	04/04/2022	**0.42J**	<0.5	<0.5	<0.5	<0.5	<0.5	<5	<0.5	<0.5	<1	<0.5	<1	<0.5	<0.5	<0.5	<0.5	<0.5	<2	<0.5	<2	<0.5	<2	<0.5	<0.5	<0.5	<0.5	<0.5	<1	<0.5	<0.5	<0.5	<1	<1.5	<1	<0.5	<50	<50	<50	<50
92603091	MW-08_20220505	MW-08	05/05/2022	<5	<0.5	<0.5	<0.5	<0.5	<0.5	<5	<0.5	<0.5	<1	<0.5	<1	<0.5	<0.5	<0.5	<0.5	<0.5	<2	<0.5	<2	<0.5	<2	<0.5	<0.5	<0.5	<0.5	<0.5	<1	<0.5	<0.5	<0.5	<1	<1.5	<1	<0.5	<50	<50	<50	<50
92607183	MW-08_20220531	MW-08	05/31/2022	<5	<0.5	<0.5	<0.5	<0.5	<0.5	<5	<0.5	<0.5	<1	<0.5	<1	<0.5	<0.5	<0.5	<0.5	<0.5	<2	<0.5	<2	<0.5	<2	<0.5	<0.5	<0.5	<0.5	<0.5	<1	<0.5	<0.5	<0.5	<1	<1.5	<1	<0.5	<50	<50	<50	<50
MW-09																																										
92493708	MW-9_20200902	MW-09	09/02/2020	<5	<0.5	<0.5	<0.5	<0.5	<0.5	<5	<0.5	<0.5	<1	<0.5	<1	<0.5	<0.5	<0.5	<0.5	<0.5	<2	<0.5	<2	<0.5	<2	<0.5	<0.5	<0.5	<0.5	<0.5	<1	<0.5	<0.5	<0.5	<1	<1.5	<1	<0.5	<100	<100	<100	<100
92495241	MW-09_20200913	MW-09	09/13/2020	<5	<0.5	<0.5	<0.5	<0.5	<0.5	<5	<0.5	<0.5	<1	<0.5	<1	<0.5	<0.5	<0.5	<0.5	<0.5	<2	<0.5	<2	<0.5	<2	<0.5	<0.5	<0.5	<0.5	<0.5	<1	<0.5	<0.5	<0.5	<1	<1.5	<1	<0.5	<100	<100	<100	<100
92501616	MW-9_20201021	MW-09	10/21/2020	<5	<0.5	<0.5	<0.5	<0.5	<0.5	<5	<0.5	<0.5	<1	<0.5	<1	<0.5	<0.5	<0.5	<0.5	<0.5	<2	<0.5	<2	<0.5	<2	<0.5	<0.5	<0.5	<0.5	<0.5	<1	<0.5	<0.5	<0.5	<1	<1.5	<1	<0.5	<100	<100	<100	<100
92508536	MW-09_20201130	MW-09	11/30/2020	**7.2**	<0.5	<0.5	<0.5	<0.5	<0.5	<5	<0.5	<0.5	<1	<0.5	<1	<0.5	<0.5	<0.5	<0.5	<0.5	<2	<0.5	<2	<0.5	<2	<0.5	<0.5	<0.5	<0.5	<0.5	<1	<0.5	<0.5	<0.5	<1	<1.5	<1	<0.5	<100	<100	<100	<100
92514598	MW-9_20210104	MW-09	01/04/2021	**5.1**	<0.5	<0.5	<0.5	<0.5	<0.5	<5	<0.5	<0.5	<1	<0.5	<1	<0.5	<0.5	<0.5	<0.5	<0.5	<2	<0.5	<2	<0.5	<2	<0.5	<0.5	<0.5	<0.5	<0.5	<1	<0.5	<0.5	<0.5	<1	<1.5	<1	<0.5	<100	<100	<100	<100
92521237	MW-9_20210209	MW-09	02/09/2021	<5	<0.5	<0.5	<0.5	<0.5	<0.5	<5	<0.5	<0.5	<1	<0.5	<1	<0.5	<0.5	<0.5	<0.5	<0.5	<2	<0.5	<2	<0.5	<2	<0.5	<0.5	<0.5	<0.5	<0.5	<1	<0.5	<0.5	<0.5	<1	<1.5	<1	<0.5	<100	<100	<100	<100
92527327	MW-09_20210311	MW-09	03/11/2021	<5	<0.5	<0.5	<0.5	<0.5	<0.5	<5	<0.5	<0.5	<1	<0.5	<1	<0.5	<0.5	<0.5	<0.5	<0.5	<2	<0.5	<2	<0.5	<2	<0.5	<0.5	<0.5	<0.5	<0.5	<1	<0.5	<0.5	<0.5	<1	<1.5	<1	<0.5	<50	<50	<50	<50
92532417	MW-09_20210409	MW-09	04/09/2021	<5	<0.5	<0.5	<0.5	<0.5	<0.5	<5	<0.5	<0.5	<1	<0.5	<1	<0.5	<0.5	<0.5	<0.5	<0.5	<2	<0.5	<2	<0.5	<2	<0.5	<0.5	<0.5	<0.5	<0.5	<1	<0.5	<0.5	<0.5	<1	<1.5	<1	<0.5	<50	<50	<50	<50
92541993	MW-09_20210602	MW-09	06/02/2021	<5	<0.5	<0.5	<0.5	<0.5	<0.5	<5	<0.5	<0.5	<1	<0.5	<1	<0.5	<0.5	<0.5	<0.5	<0.5	<2	<0.5	<2	<0.5	<2	<0.5	<0.5	<0.5	<0.5	<0.5	<1	<0.5	<0.5	<0.5	<1	<1.5	<1	<0.5	<50	<50	<50	<50
92548787	MW-09_20210709	MW-09	07/09/2021	<5	<0.5	<0.5	<0.5	<0.5	<0.5	<5	<0.5	<0.5	<1	<0.5	<1	<0.5	<0.5	<0.5	<0.5	<0.5	<2	<0.5	<2	<0.5	<2	<0.5	<0.5	<0.5	<0.5	<0.5	<1	<0.5	<0.5	<0.5	<1	<1.5	<1	<0.5	<50	<50	<50	<50
92553563	MW-09_20210804	MW-09	08/04/2021	<5	<0.5	<0.5	<0.5	<0.5	<0.5	<5	<0.5	<0.5	<1	<0.5	<1	<0.5	<0.5	<0.5	<0.5	<0.5	**4.2**	<0.5	<2	<0.5	<2	<0.5	<0.5	<0.5	<0.5	<0.5	<1	<0.5	<0.5	<0.5	<1	<1.5	<1	<0.5	<50	<50	<50	<50
92559360	MW-09_20210902	MW-09	09/02/2021	<5	<0.5	<0.5	<0.5	<0.5	<0.5	<5	<0.5	<0.5	<1	<0.5	<1	<0.5	<0.5	<0.5	<0.5	<0.5	<2	<0.5	<2	<0.5	<2	<0.5	<0.5	<0.5	<0.5	<0.5	<1	<0.5	<0.5	<0.5	<1	<1.5	<1	<0.5	<50	<50	<50	<50
92564084	MW-09_20210929	MW-09	09/29/2021	<5.0	<0.5	<0.5	<0.5	<0.5	<0.5	<2	<0.5	<0.5	<0.5	<0.5	<2	<0.5	<0.5	<0.5	<0.5	<0.5	<0.6	<0.5	<5	<0.5	<0.5	<0.5	<0.5	<0.5	<0.5	<0.5	<0.5	<1	<0.5	<0.5	<0.5	<0.5	<1.5	<1	<0.5	<100	<100	<100	NA
92564084	DUP-1-20210929	MW-09	09/29/2021	<5	<0.5	<0.5	<0.5	<0.5	<1	<5	<0.5	<0.5	<0.5	<0.5	<0.6	<0.5	<0.5	<0.5	<0.5	<0.5	<0.6	<0.5	<5	<0.5	<0.5	<0.5	<0.5	<0.5	<0.5	<0.5	<0.5	<1	<0.5	<0.5	<0.5	<0.5	<1.5	<1	<0.5	<100	<100	<100	NA
92570816	MW-09_20211104	MW-09	11/04/2021	<5	<0.5	<0.5	<0.5	<0.5	<0.5	<5	<0.5	<0.5	<1	<0.5	<1	<0.5	<0.5	<0.5	<0.5	<0.5	<2	<0.5	<2	<0.5	<2	<0.5	<0.5	<0.5	<0.5	<0.5	<1	<0.5	<0.5	<0.5	<1	<1.5	<1	<0.5	<50	<50	<50	<50
92575654	MW-09_20211202	MW-09	12/02/2021	<5	<0.5	<0.5	<0.5	<0.5	<0.5	<5	<0.5	<0.5	<1	<0.5	<1	<0.5	<0.5	<0.5	<0.5	<0.5	<2	<0.5	<2	<0.5	<2	<0.5	<0.5	<0.5	<0.5	<0.5	<1	<0.5	<0.5	<0.5	<1	<1.5	<1	<0.5	<50	<50	<50	<50
92583376	MW-09_20220106	MW-09	01/06/2022	**0.09J**	<0.5	<0.5	<0.5	<0.5	<0.5	<5	<0.5	<0.5	<1	<0.5	<1	<0.5	<0.5	<0.5	<0.5	<0.5	<2	<0.5	<2	<0.5	<2	<0.5	<0.5	<0.5	<0.5	<0.5	<1	<0.5	<0.5	<0.5	<1	<1.5	<1	<0.5	<50	<50	<50	<50
92586178	MW-09_20220203	MW-09	02/03/2022	<5	<0.5	<0.5	<0.5	<0.5	<0.5	<5	<0.5	<0.5	<1	<0.5	<1	<0.5	<0.5	<0.5	<0.5	<0.5	<2	<0.5	<2	<0.5	<2	<0.5	<0.5	<0.5	<0.5	<0.5	<1	<0.5	<0.5	<0.5	<1	<1.5	<1	<0.5	<50	<50	<50	<50
92591327	MW-09_20220303	MW-09	03/03/2022	**15.2**	<0.5	<0.5	<0.5	<0.5	<0.5	<5	<0.5	<0.5	<1	<0.5	<1	<0.5	<0.5	<0.5	**1.1**	<0.5	<2	<0.5	<2	<0.5	<2	<0.5	<0.5	<0.5	<0.5	<0.5	<1	<0.5	<0.5	<0.5	<1	<1.5	<1	<0.5	<50	<50	<50	<50
MW-11																																										
92493864	MW-11_20200903	MW-11	09/03/2020	<5	<0.5	<0.5	<0.5	**2.1**	<0.5	<5	<0.5	<0.5	<1	**18.3**	<1	<0.5	**3.7**	<0.5	<0.5	<0.5	<2	<0.5	<2	<0.5	<2	<0.5	<0.5	**4.1**	**1.2**	<0.5	<1	<0.5	**1**	<0.5	<1	**2.55**	**1.8**	**0.75**	<100	<100	<100	<100
92495244	MW-11_20200913	MW-11	09/13/2020	<5	<0.5	<0.5	<0.5	<0.5	<0.5	<5	<0.5	<0.5	<1	**6.3**	<1	<0.5	<0.5	<0.5	<0.5	<0.5	<2	<0.5	<2	<0.5	<2	<0.5	<0.5	**1.9**	<0.5	<0.5	<1	<0.5	<0.5	<0.5	<1	<1.5	<1	<0.5	<100	<100	<100	<100
92501344	MW-11_20201020	MW-11	10/20/2020	**17.8**	**1,740**	<20	<20	<20	<20	<200	<20	<20	<40	<20	<40	<20	<20	<20	**172**	**286**	<80	<20	**99.8**	**29.5**	<80	<20	<20	<20	**4,370**	<20	<40	<20	**265**	<20	<40	**1,755**	**1,110**	**645**	**16,700**	**4,580**	**1,370**	**5,950**
MW-12																																										
92493708	MW-12_20200902	MW-12	09/02/2020	<25	<0.5	<0.5	<0.5	<0.5	<0.5	<5	<0.5	<0.5	<1	<0.5	<1	<0.5	<0.5	<0.5	<0.5	<0.5	<2	<0.5	<2	<0.5	<2	<0.5	<0.5	<0.5	<0.5	<0.5	<1	<0.5	<0.5	<0.5	<1	<1.5	<1	<0.5	<100	<100	<100	<100
92501616	MW-12_20201021	MW-12	10/21/2020	<5	<0.5	<0.5	<0.5	<0.5	<0.5	<5	<0.5	<0.5	<1	<0.5	<1	<0.5	<0.5	<0.5	<0.5	<0.5	<2	<0.5	<2	<0.5	<2	<0.5	<0.5	<0.5	<0.5	<0.5	<1	<0.5	<0.5	<0.5	<1	<1.5	<1	<0.5	<100	<100	<100	<100
92508536	MW-12_20201130	MW-12	11/30/2020	**8.7**	<0.5	<0.5	<0.5	<0.5	<0.5	<5	<0.5	<0.5	<1	<0.5	<1	<0.5	<0.5	<0.5	<0.5	<0.5	<2	<0.5	<2	<0.5	<2	<0.5	<0.5	<0.5	<0.5	<0.5	<1	<0.5	<0.5	<0.5	<1	<1.5	<1	<0.5	<100	<100	<100	<100
92514598	MW-12_20210104	MW-12	01/04/2021	<5	<0.5	<0.5	<0.5	<0.5	<0.5	<5	<0.5	<0.5	<1	<0.5	<1	<0.5	<0.5	<0.5	<0.5	<0.5	<2	<0.5	<2	<0.5	<2	<0.5	<0.5	<0.5	<0.5	<0.5	<1	<0.5	<0.5	<0.5	<1	<1.5	<1	<0.5	<100	<100	<100	<100
92520901	MW-12_20210208	MW-12	02/08/2021	<5	<0.5	<0.5	<0.5	<0.5	<0.5	<5	<0.5	<0.5	<1	<0.5	<1	<0.5	<0.5	<0.5	<0.5	<0.5	<2	<0.5	<2	<0.5	<2	<0.5	<0.5	<0.5	<0.5	<0.5	<1	<0.5	<0.5	<0.5	<1	<1.5	<1	<0.5	<100	<100	<100	<100
92527327	MW-12_20210311	MW-12	03/11/2021	<5	<0.5	<0.5	<0.5	<0.5	<0.5	<5	<0.5	<0.5	<1	<0.5	<1	<0.5	<0.5	<0.5	<0.5	<0.5	<2	<0.5	<2	<0.5	<2	<0.5	<0.5	<0.5	<0.5	<0.5	<1	<0.5	<0.5	<0.5	<1	<1.5	<1	<0.5	<50	<50	<50	<50
92532417	MW-12_20210408	MW-12	04/08/2021	<5	<0.5	<0.5	<0.5	<0.5	<0.5	<5	<0.5	<0.5	<1	<0.5	<1	<0.5	<0.5	<0.5	<0.5	<0.5	<2	<0.5	<2	<0.5	<2	<0.5	<0.5	<0.5	<0.5	<0.5	<1	<0.5	<0.5	<0.5	<1	<1.5	<1	<0.5	<50	<50	<50	<50
92537784	MW-12_20210507	MW-12	05/07/2021	<5	<0.5	<0.5	<0.5	<0.5	<0.5	<5	<0.5	<0.5	<1	<0.5	<1	<0.5	<0.5	<0.5	<0.5	<0.5	<2	<0.5	<2	<0.5	<2	<0.5	<0.5	<0.5	<0.5	<0.5	<1	<0.5	<0.5	<0.5	<1	<1.5	<1	<0.5	<50	<50	<50	<50
92537784	DUP-1-20210507	MW-12	05/07/2021	<5	<0.5	<0.5	<0.5	<0.5	<0.5	<5	<0.5	<0.5	<1	<0.5	<1	<0.5	<0.5	<0.5	<0.5	<0.5	<2	<0.5	<2	<0.5	<2	<0.5	<0.5	<0.5	<0.5	<0.5	<1	<0.5	<0.5	<0.5	<1	<1.5	<1	<0.5	<50	<50	<50	<50
92542375	MW-12_20210603	MW-12	06/03/2021	<5	<0.5	<0.5	<0.5	<0.5	<0.5	<5	<0.5	<0.5	<1	<0.5	<1	<0.5	<0.5	<0.5	<0.5	<0.5	<2	<0.5	<2	<0.5	<2	<0.5	<0.5	<0.5	<0.5	<0.5	<1	<0.5	<0.5	<0.5	<1	<1.5	<1	<0.5	<50	<50	<50	<50
92548787	MW-12_20210709	MW-12	07/09/2021	<5	<0.5	<0.5	<0.5	<0.5	<0.5	<5	<0.5	<0.5	<1	<0.5	<1	<0.5	<0.5	<0.5	<0.5	<0.5	<2	<0.5	<2	<0.5	<2	<0.5	<0.5	<0.5	<0.5	<0.5	<1	<0.5	<0.5	<0.5	<1	<1.5	<1	<0.5	<50	<50	<50	<50
92554285	MW-12_20210806	MW-12	08/06/2021	<5	<0.5	<0.5	<0.5	<0.5	<0.5	<5	<0.5	<0.5	<1	<0.5	<1	<0.5	<0.5	<0.5	<0.5	<0.5	<2	<0.5	<2	<0.5	<2	<0.5	<0.5	<0.5	<0.5	<0.5	<1	<0.5	<0.5	<0.5	<1	<1.5	<1	<0.5	<50	<50	<50	<50
92559014	MW-12_20210901	MW-12	09/01/2021	<5	<0.5	<0.5	<0.5	<0.5	<0.5	<5	<0.5	<0.5	<1	<0.5	<1	<0.5	<0.5	<0.5	<0.5	<0.5	<2	<0.5	<2	<0.5	<2	<0.5	<0.5	<0.5	<0.5	<0.5	<1	<0.5	<0.5	<0.5	<1	<1.5	<1	<0.5	<50	<50	<50	<50

Table 5A
Summary of Monitoring Well Sampling Results

Colonial Pipeline Company
2020-L1-SR2448
Huntersville, North Carolina

Lab Report Number	Sample ID	Well ID	Sample Date	Metals (µg/L)	VOCs (µg/L)																																	MADEP VPH (µg/L)			
				Lead	Benzene	Bromobenzene	Bromochloromethane	Bromodichloromethane	Bromoform	Bromomethane	n-Butylbenzene	sec-Butylbenzene	Chloroethane	Chloroform	Chloromethane	2-Chlorotoluene	Dibromochloromethane	1,2-Dichloroethane	Diisopropyl ether	Ethylbenzene	Hexachloro-1,3-butadiene	Isopropylbenzene (Cumene)	Methylene Chloride	Methyl-tert-butyl ether	Naphthalene	n-Propylbenzene	Styrene	Tetrachloroethene	Toluene	Trichloroethene	Trichlorofluoromethane	1,2,3-Trichloropropane	1,2,4-Trimethylbenzene	1,3,5-Trimethylbenzene	Vinyl chloride	Xylene (Total)	m&p-Xylene	o-Xylene	C5 - C8 Aliphatics	C9 - C12 Aliphatics	C9 - C10 Aromatics	VPH (Total)
NCAC 2L Standards				**15**	**1**	**NE**	**NE**	**0.6**	**4**	**10**	**70**	**70**	**3000**	**70**	**3**	**100**	**0.4**	**0.4**	**70**	**600**	**0.4**	**70**	**5**	**20**	**6**	**70**	**70**	**0.7**	**600**	**3**	**2000**	**0.005**	**400**	**400**	**0.03**	**500**	**500**	**500**	**400**	**700**	**200**	**NE**
IMAC Standards				**--**	**--**	**--**	**--**	**--**	**--**	**--**	**--**	**--**	**--**	**--**	**--**	**--**	**--**	**--**	**--**	**--**	**--**	**--**	**--**	**--**	**--**	**--**	**--**	**--**	**--**	**--**	**--**	**--**	**--**	**--**	**--**	**--**	**--**	**--**	**--**	**--**	**--**
92563487	MW-12_20210927	MW-12	09/27/2021	<5	<0.5	<0.5	<0.5	<0.5	<0.5	<2	<0.5	<0.5	<0.5	<0.5	<1	<0.5	<0.5	<0.5	<0.5	<0.5	<0.6	<0.5	<5	<0.5	<0.5	<0.5	<0.5	<0.5	<0.5	<0.5	<0.5	<0.5	<0.5	<0.5	<0.5	<1.5	<1	<0.5	<100	<100	<100	NA
92570816	MW-12_20211104	MW-12	11/04/2021	<5	<0.5	<0.5	<0.5	<0.5	<0.5	<5	<0.5	<0.5	<1	<0.5	<1	<0.5	<0.5	<0.5	<0.5	<0.5	<2	<0.5	<2	<0.5	<2	<0.5	<0.5	<0.5	<0.5	<0.5	<1	<0.5	<0.5	<0.5	<1	<1.5	<1	<0.5	<50	<50	<50	<50
92575654	MW-12_20211202	MW-12	12/02/2021	<5	<0.5	<0.5	<0.5	<0.5	<0.5	<5	<0.5	<0.5	<1	<0.5	<1	<0.5	<0.5	<0.5	<0.5	<0.5	<2	<0.5	<2	<0.5	<2	<0.5	<0.5	<0.5	<0.5	<0.5	<1	<0.5	<0.5	<0.5	<1	<1.5	<1	<0.5	<50	<50	<50	<50
92581742	MW-12_20220107	MW-12	01/07/2022	**6.7**	<0.5	<0.5	<0.5	<0.5	<0.5	<5	<0.5	<0.5	<1	<0.5	<1	<0.5	<0.5	<0.5	<0.5	<0.5	<2	<0.5	<2	<0.5	<2	<0.5	<0.5	<0.5	<0.5	<0.5	<1	<0.5	<0.5	<0.5	<1	<1.5	<1	<0.5	<50	<50	<50	<50
92586178	MW-12_20220203	MW-12	02/03/2022	<5	<0.5	<0.5	<0.5	<0.5	<0.5	<5	<0.5	<0.5	<1	<0.5	<1	<0.5	<0.5	<0.5	<0.5	<0.5	<2	<0.5	<2	<0.5	<2	<0.5	<0.5	<0.5	<0.5	<0.5	<1	<0.5	<0.5	<0.5	<1	<1.5	<1	<0.5	<50	<50	<50	<50
92591327	MW-12_20220303	MW-12	03/03/2022	**0.18J**	<0.5	<0.5	<0.5	<0.5	<0.5	<5	<0.5	<0.5	<1	<0.5	<1	<0.5	<0.5	<0.5	<0.5	<0.5	<2	<0.5	<2	<0.5	<2	<0.5	<0.5	<0.5	<0.5	<0.5	<1	<0.5	<0.5	<0.5	<1	<1.5	<1	<0.5	<50	<50	<50	<50
92598233	MW-12_20220407	MW-12	04/07/2022	**4.9J**	<0.5	<0.5	<0.5	<0.5	<0.5	<5	<0.5	<0.5	<1	<0.5	<1	<0.5	<0.5	<0.5	<0.5	<0.5	<2	<0.5	<2	<0.5	<2	<0.5	<0.5	<0.5	<0.5	<0.5	<1	<0.5	<0.5	<0.5	<1	<1.5	<1	<0.5	<50	<50	<50	<50
92603086	MW-12_20220505	MW-12	05/05/2022	**7.5**	<0.5	<0.5	<0.5	<0.5	<0.5	<5	<0.5	<0.5	<1	<0.5	<1	<0.5	<0.5	<0.5	<0.5	<0.5	<2	<0.5	<2	<0.5	<2	<0.5	<0.5	<0.5	<0.5	<0.5	<1	<0.5	<0.5	<0.5	<1	<1.5	<1	<0.5	<50	<50	<50	<50
92607872	MW-12_20220603	MW-12	06/03/2022	**3.8J**	<0.5	<0.5	<0.5	<0.5	<0.5	<5	<0.5	<0.5	<1	<0.5	<1	<0.5	<0.5	<0.5	<0.5	<0.5	<2	<0.5	<2	<0.5	<2	<0.5	<0.5	<0.5	<0.5	<0.5	<1	<0.5	<0.5	<0.5	<1	<1.5	<1	<0.5	<50	<50	<50	<50
92607872	DUP-1-20220603	MW-12	06/03/2022	**3.7J**	<0.5	<0.5	<0.5	<0.5	<0.5	<5	<0.5	<0.5	<1	<0.5	<1	<0.5	<0.5	<0.5	<0.5	<0.5	<2	<0.5	<2	<0.5	<2	<0.5	<0.5	<0.5	<0.5	<0.5	<1	<0.5	<0.5	<0.5	<1	<1.5	<1	<0.5	<50	<50	<50	<50
MW-13																																										
92495627	MW-13_20200915	MW-13	09/15/2020	<5	<0.5	<0.5	<0.5	**2.2**	<0.5	<5	<0.5	<0.5	<1	**21.7**	<1	<0.5	**0.54**	<0.5	<0.5	<0.5	<2	<0.5	<2	<0.5	<2	<0.5	<0.5	**4.4**	**1.5**	<0.5	<1	<0.5	**0.76**	<0.5	<1	**2.72**	**1.8**	**0.92**	<100	<100	<100	<100
92499587	MW-13_20201007	MW-13	10/07/2020	<5	<0.5	<0.5	<0.5	**0.55**	<0.5	<5	<0.5	<0.5	<1	**15.1**	<1	<0.5	<0.5	<0.5	<0.5	<0.5	<2	<0.5	<2	<0.5	<2	<0.5	<0.5	**2.8**	**0.53**	<0.5	<1	<0.5	<0.5	<0.5	<1	<1.5	<1	<0.5	<100	<100	<100	<100
92501345	MW-13_20201020	MW-13	10/20/2020	<5	<0.5	<0.5	<0.5	<0.5	<0.5	<5	<0.5	<0.5	<1	**5.1**	<1	<0.5	<0.5	<0.5	<0.5	<0.5	<2	<0.5	<2	<0.5	<2	<0.5	<0.5	**1.2**	**0.97**	<0.5	<1	<0.5	<0.5	<0.5	<1	<1.5	<1	<0.5	<100	<100	<100	<100
92509251	MW-13_20201202	MW-13	12/02/2020	<5	<0.5	<0.5	<0.5	<0.5	<0.5	<5	<0.5	<0.5	<1	**6.2**	<1	<0.5	<0.5	<0.5	<0.5	<0.5	<2	<0.5	<2	<0.5	<2	<0.5	<0.5	**1.1**	<0.5	<0.5	<1	<0.5	<0.5	<0.5	<1	<1.5	<1	<0.5	<100	<100	<100	<100
92515216	MW-13_20210106	MW-13	01/06/2021	<5	<0.5	<0.5	<0.5	<0.5	<0.5	<5	<0.5	<0.5	<1	**4.6**	<1	<0.5	<0.5	<0.5	<0.5	<0.5	<2	<0.5	<2	<0.5	<2	<0.5	<0.5	**0.85**	<0.5	<0.5	<1	<0.5	<0.5	<0.5	<1	<1.5	<1	<0.5	<100	<100	<100	<100
92522126	MW-13_20210212	MW-13	02/12/2021	<5	<0.5	<0.5	<0.5	<0.5	<0.5	<5	<0.5	<0.5	<1	**3**	<1	<0.5	<0.5	<0.5	<0.5	<0.5	<2	<0.5	<2	<0.5	<2	<0.5	<0.5	**0.69**	<0.5	<0.5	<1	<0.5	<0.5	<0.5	<1	<1.5	<1	<0.5	<100	<100	<100	<100
92527474	MW-13_20210312	MW-13	03/12/2021	<5	<0.5	<0.5	<0.5	<0.5	<0.5	<5	<0.5	<0.5	<1	**4.6**	<1	<0.5	<0.5	<0.5	<0.5	<0.5	<2	<0.5	<2	<0.5	<2	<0.5	<0.5	**1.1**	**0.64**	<0.5	<1	<0.5	<0.5	<0.5	<1	<1.5	<1	<0.5	<50	<50	<50	<50
92531580	MW-13_20210406	MW-13	04/06/2021	<5	<0.5	<0.5	<0.5	<0.5	<0.5	<5	<0.5	<0.5	<1	**2.8**	<1	<0.5	<0.5	<0.5	<0.5	<0.5	<2	<0.5	<2	<0.5	<2	<0.5	<0.5	**0.58**	**0.65**	<0.5	<1	<0.5	<0.5	<0.5	<1	<1.5	<1	<0.5	<50	<50	<50	<50
92537158	MW-13_20210505	MW-13	05/05/2021	<5	**0.65**	<0.5	<0.5	**0.37J**	<0.5	<5	<0.5	<0.5	<1	**3.7**	<1	<0.5	<0.5	<0.5	<0.5	<0.5	<2	<0.5	<2	<0.5	<2	<0.5	<0.5	**0.94**	<0.5	<0.5	<1	<0.5	<0.5	<0.5	<1	<1	<1	<0.5	<50	<50	<50	<50
92541703	MW-13_20210601	MW-13	06/01/2021	<5	<0.5	<0.5	<0.5	**0.58**	<0.5	<5	<0.5	<0.5	<1	**5.3**	<1	<0.5	<0.5	<0.5	<0.5	<0.5	<2	<0.5	<2	<0.5	<2	<0.5	<0.5	**1.1**	<0.5	<0.5	<1	<0.5	<0.5	<0.5	<1	<1.5	<1	<0.5	<50	<50	<50	<50
92547899	MW-13_20210706	MW-13	07/06/2021	<5	<0.5	<0.5	<0.5	<0.5	<0.5	<5	<0.5	<0.5	<1	**2.9J**	<1	<0.5	<0.5	<0.5	<0.5	<0.5	<2	<0.5	<2	<0.5	<2	<0.5	<0.5	**0.59**	<0.5	<0.5	<1	<0.5	<0.5	<0.5	<1	<1.5	<1	<0.5	<50	<50	<50	<50
92547899	DUP-1-20210706	MW-13	07/06/2021	<5	<0.5	<0.5	<0.5	<0.5	<0.5	<5	<0.5	<0.5	<1	**3.0**	<1	<0.5	<0.5	<0.5	<0.5	<0.5	<2	<0.5	<2	<0.5	**0.73J**	<0.5	<0.5	**0.58**	<0.5	<0.5	<1	<0.5	<0.5	<0.5	<1	**1.2J**	**0.75J**	**0.45J**	<50	<50	<50	<50
92553185	MW-13_20210803	MW-13	08/03/2021	<5	<0.5	<0.5	<0.5	<0.5	<0.5	<5	<0.5	<0.5	<1	**1.8**	<1	<0.5	<0.5	<0.5	<0.5	<0.5	<2	<0.5	<2	<0.5	<2	<0.5	<0.5	<0.5	<0.5	<0.5	<1	<0.5	<0.5	<0.5	<1	<1.5	<1	<0.5	<50	<50	<50	<50
92558740	MW-13_20210831	MW-13	08/31/2021	<5	<0.5	<0.5	<0.5	<0.5	<0.5	<5	<0.5	<0.5	<1	**1.4**	<1	<0.5	<0.5	<0.5	<0.5	<0.5	<2	<0.5	<2	<0.5	<2	<0.5	<0.5	<0.5	<0.5	<0.5	<1	<0.5	<0.5	<0.5	<1	<1.5	<1	<0.5	<50	<50	<50	<50
92564678	MW-13_20211004	MW-13	10/04/2021	<5.0	<0.5	<0.5	<0.5	<0.5	<1	<5	<0.5	<0.5	<0.5	**0.72**	<0.6	<0.5	<0.5	<0.5	<0.5	<0.5	<0.6	<0.5	<5	<0.5	<0.5	<0.5	<0.5	**0.24J**	<0.5	<0.5	<0.5	<0.5	<0.5	<0.5	<0.5	<1.5	<1	<0.5	<100	<100	<100	NA
92569882	MW-13_20211101	MW-13	11/01/2021	**7.7**	<0.5	<0.5	<0.5	<0.5	<0.5	<5	<0.5	<0.5	<1	**0.51**	<1	<0.5	<0.5	<0.5	<0.5	<0.5	<2	<0.5	<2	<0.5	<2	<0.5	<0.5	<0.5	<0.5	<0.5	<1	<0.5	<0.5	<0.5	<1	<1.5	<1	<0.5	<50	<50	<50	<50
92574905	MW-13_20211130	MW-13	11/30/2021	<5	<0.5	<0.5	<0.5	<0.5	<0.5	<5	<0.5	<0.5	<1	<0.5	<1	<0.5	<0.5	<0.5	<0.5	<0.5	<2	<0.5	<2	<0.5	<2	<0.5	<0.5	<0.5	<0.5	<0.5	<1	<0.5	<0.5	<0.5	<1	<1.5	<1	<0.5	<50	<50	<50	<50
92580645 92580644	MW-13_20220103	MW-13	01/03/2022	<5	<0.5	<0.5	<0.5	<0.5	<0.5	<5	<0.5	<0.5	<1	<0.5	<1	<0.5	<0.5	<0.5	<0.5	<0.5	<2	<0.5	<2	<0.5	<2	<0.5	<0.5	<0.5	<0.5	<0.5	<1	<0.5	<0.5	<0.5	<1	<1.5	<1	<0.5	<50	<50	<50	<50
92585316	MW-13_20220131	MW-13	01/31/2022	<5	<0.5	<0.5	<0.5	<0.5	<0.5	<5	<0.5	<0.5	<1	<0.5	<1	<0.5	<0.5	<0.5	<0.5	<0.5	<2	<0.5	<2	<0.5	<2	<0.5	<0.5	<0.5	<0.5	<0.5	<1	<0.5	<0.5	<0.5	<1	<1.5	<1	<0.5	<50	<50	<50	<50
92590515	MW-13_20220228	MW-13	02/28/2022	<5	<0.5	<0.5	<0.5	<0.5	<0.5	<5	<0.5	<0.5	<1	<0.5	<1	<0.5	<0.5	<0.5	<0.5	<0.5	<2	<0.5	<2	<0.5	<2	<0.5	<0.5	<0.5	**1.3**	<0.5	<1	<0.5	<0.5	<0.5	<1	**1.58**	**0.98J**	**0.60**	<50	<50	<50	<50
92596955	MW-13_20220404	MW-13	04/04/2022	**0.19J**	<0.5	<0.5	<0.5	<0.5	<0.5	<5	<0.5	<0.5	<1	<0.5	<1	<0.5	<0.5	<0.5	<0.5	<0.5	<2	<0.5	<2	<0.5	<2	<0.5	<0.5	<0.5	<0.5	<0.5	<1	<0.5	<0.5	<0.5	<1	<1.5	<1	<0.5	<50	<50	<50	<50
92602194	MW-13_20220502	MW-13	05/02/2022	<5	<0.5	<0.5	<0.5	<0.5	<0.5	<5	<0.5	<0.5	<1	<0.5	<1	<0.5	<0.5	<0.5	<0.5	<0.5	<2	<0.5	<2	<0.5	<2	<0.5	<0.5	<0.5	<0.5	<0.5	<1	<0.5	<0.5	<0.5	<1	<1.5	<1	<0.5	<50	<50	<50	<50
92602194	DUP-2-20220502	MW-13	05/02/2022	<5	<0.5	<0.5	<0.5	<0.5	<0.5	<5	<0.5	<0.5	<1	<0.5	<1	<0.5	<0.5	<0.5	<0.5	<0.5	<2	<0.5	<2	<0.5	<2	<0.5	<0.5	<0.5	<0.5	<0.5	<1	<0.5	<0.5	<0.5	<1	<1.5	<1	<0.5	<50	<50	<50	<50
92607183	MW-13_20220531	MW-13	05/31/2022	<5	**0.62**	<0.5	<0.5	<0.5	<0.5	<5	<0.5	<0.5	<1	<0.5	<1	<0.5	<0.5	<0.5	<0.5	<0.5	<2	<0.5	<2	<0.5	<2	<0.5	<0.5	<0.5	**2.6**	<0.5	<1	<0.5	<0.5	<0.5	<1	**0.42J**	<1	**0.42J**	<50	<50	<50	<50
MW-14																																										
92495239	MW-14_20200913	MW-14	09/13/2020	<5	<0.5	<0.5	<0.5	**0.7**	<0.5	<5	<0.5	<0.5	<1	**4.4**	<1	<0.5	<0.5	<0.5	<0.5	<0.5	<2	<0.5	<2	<0.5	<2	<0.5	<0.5	<0.5	<0.5	<0.5	<1	<0.5	<0.5	<0.5	<1	<1.5	<1	<0.5	<100	<100	<100	<100
92501345	MW-14_20201020	MW-14	10/20/2020	<5	<0.5	<0.5	<0.5	<0.5	<0.5	<5	<0.5	<0.5	<1	<0.5	<1	<0.5	<0.5	<0.5	<0.5	<0.5	<2	<0.5	<2	<0.5	<2	<0.5	<0.5	<0.5	**0.55**	<0.5	<1	<0.5	<0.5	<0.5	<1	<1.5	<1	<0.5	<100	<100	<100	<100
92509251	MW-14_20201202	MW-14	12/02/2020	**18.7**	<0.5	<0.5	<0.5	<0.5	<0.5	<5	<0.5	<0.5	<1	<0.5	<1	<0.5	<0.5	<0.5	<0.5	<0.5	<2	<0.5	<2	<0.5	<2	<0.5	<0.5	<0.5	<0.5	<0.5	<1	<0.5	<0.5	<0.5	<1	<1.5	<1	<0.5	<100	<100	<100	<100
92514892	MW-14_20210105	MW-14	01/05/2021	**94.7**	<0.5	<0.5	<0.5	<0.5	<0.5	<5	<0.5	<0.5	<1	**0.56**	<1	<0.5	<0.5	<0.5	<0.5	<0.5	<2	<0.5	<2	<0.5	<2	<0.5	<0.5	<0.5	<0.5	<0.5	<1	<0.5	<0.5	<0.5	<1	<1.5	<1	<0.5	<100	<100	<100	<100
92522126	MW-14_20210212	MW-14	02/12/2021	<5	<0.5	<0.5	<0.5	<0.5	<0.5	<5	<0.5	<0.5	<1	**0.64**	<1	<0.5	<0.5	<0.5	<0.5	<0.5	<2	<0.5	<2	<0.5	<2	<0.5	<0.5	<0.5	<0.5	<0.5	<1	<0.5	<0.5	<0.5	<1	<1.5	<1	<0.5	<100	<100	<100	<100
92527474	MW-14_20210312	MW-14	03/12/2021	<5	<0.5	<0.5	<0.5	<0.5	<0.5	<5	<0.5	<0.5	<1	**0.57**	<1	<0.5	<0.5	<0.5	<0.5	<0.5	<2	<0.5	<2	<0.5	<2	<0.5	<0.5	<0.5	<0.5	<0.5	<1	<0.5	<0.5	<0.5	<1	<1.5	<1	<0.5	<50	<50	<50	<50
92531580	MW-14_20210406	MW-14	04/06/2021	<5	<0.5	<0.5	<0.5	<0.5	<0.5	<5	<0.5	<0.5	<1	<0.5	<1	<0.5	<0.5	<0.5	<0.5	<0.5	<2	<0.5	<2	<0.5	<2	<0.5	<0.5	<0.5	<0.5	<0.5	<1	<0.5	<0.5	<0.5	<1	<1.5	<1	<0.5	<50	<50	<50	<50
92536726	MW-14_20210504	MW-14	05/04/2021	<5	<0.5	<0.5	<0.5	<0.5	<0.5	<5	<0.5	<0.5	<1	<0.5	<1	<0.5	<0.5	<0.5	<0.5	<0.5	<2	<0.5	<2	<0.5	<2	<0.5	<0.5	<0.5	<0.5	<0.5	<1	<0.5	<0.5	<0.5	<1	<1.5	<1	<0.5	<50	<50	<50	<50
92541991	MW-14_20210602	MW-14	06/02/2021	<5	<0.5	<0.5	<0.5	<0.5	<0.5	<5	<0.5	<0.5	<1	<0.5	<1	<0.5	<0.5	<0.5	<0.5	<0.5	<2	<0.5	<2	<0.5	<2	<0.5	<0.5	<0.5	<0.5	<0.5	<1	<0.5	<0.5	<0.5	<1	<1.5	<1	<0.5	<50	<50	<50	<50
92541991	DUP-1-20210602	MW-14	06/02/2021	<5	<0.5	<0.5	<0.5	<0.5	<0.5	<5	<0.5	<0.5	<1	<0.5	<1	<0.5	<0.5	<0.5	<0.5	<0.5	<2	<0.5	<2	<0.5	<2	<0.5	<0.5	<0.5	<0.5	<0.5	<1	<0.5	<0.5	<0.5	<1	<1.5	<1	<0.5	<50	<50	<50	<50
92547899	MW-14_20210706	MW-14	07/06/2021	<5	<0.5	<0.5	<0.5	<0.5	<0.5	<5	<0.5	<0.5	<1	<0.5	<1	<0.5	<0.5	<0.5	<0.5	<0.5	<2	<0.5	<2	<0.5	<2	<0.5	<0.5	<0.5	<0.5	<0.5	<1	<0.5	<0.5	<0.5	<1	<1.5	<1	<0.5	<50	<50	<50	<50
92553185	MW-14_20210803	MW-14	08/03/2021	<5	<0.5	<0.5	<0.5	<0.5	<0.5	<5	<0.5	<0.5	<1	<0.5	<1	<0.5	<0.5	<0.5	<0.5	<0.5	<2	<0.5	<2	<0.5	<2	<0.5	<0.5	<0.5	<0.5	<0.5	<1	<0.5	<0.5	<0.5	<1	<1.5	<1	<0.5	<50	<50	<50	<50
92558740	MW-14_20210831	MW-14	08/31/2021	<5	<0.5	<0.5	<0.5	<0.5	<0.5	<5	<0.5	<0.5	<1	<0.5	<1	<0.5	<0.5	<0.5	<0.5	<0.5	<2	<0.5	<2	<0.5	<2	<0.5	<0.5	<0.5	<0.5	<0.5	<1	<0.5	<0.5	<0.5	<1	<1.5	<1	<0.5	<50	<50	<50	<50
92558740	DUP-2-20210831	MW-14	08/31/2021	<5	<0.5	<0.5	<0.5	<0.5	<0.5	<5	<0.5	<0.5	<1	<0.5	<1	<0.5	<0.5	<0.5	<0.5	<0.5	<2	<0.5	<2	<0.5	<2	<0.5	<0.5	<0.5	<0.5	<0.5	<1	<0.5	<0.5	<0.5	<1	<1.5	<1	<0.5	<50	<50	<50	<50
92564488	MW-14_20211001	MW-14	10/01/2021	<5.0	<0.5	<0.5	<0.5	<0.5	<1	<5	<0.5	<0.5	<0.5	<0.5	<0.60	<0.5	<0.5	<0.5	<0.5	<0.5	<0.6	<0.5	<5	<0.5	<0.5	<0.5	<0.5	<0.5	<0.5	<0.5	<1	<0.5	<0.5	<0.5	<0.5	<1.5	<1	<0.5	<100	<100	<100	NA
92569882	MW-14_20211101	MW-14	11/01/2021	<5	<0.5	<0.5	<0.5	<0.5	<0.5	<5	<0.5	<0.5	<1	<0.5	<1	<0.5	<0.5	<0.5	<0.5	<0.5	<2	<0.5	<2	<0.5	<2	<0.5	<0.5	<0.5	<0.5	<0.5	<1	<0.5	<0.5	<0.5	<1	<1.5	<1	<0.5	<50	<50	<50	<50
92574905	MW-14_20211130	MW-14	11/30/2021	<5	<0.5	<0.5	<0.5	<0.5	<0.5	<5	<0.5	<0.5	<1	<0.5	<1	<0.5	<0.5	<0.5	<0.5	<0.5	<2	<0.5	<2	<0.5	<2	<0.5	<0.5	<0.5	<0.5	<0.5	<1	<0.5	<0.5	<0.5	<1	<1.5	<1	<0.5	<50	<50	<50	<50
92580645 92580644	MW-14_20220103	MW-14	01/03/2022	**0.47J**	<0.5	<0.5	<0.5	<0.5	<0.5	<5	<0.5	<0.5	<1	<0.5	<1	<0.5	<0.5	<0.5	<0.5	<0.5	<2	<0.5	<2	<0.5	<2	<0.5	<0.5	<0.5	<0.5	<0.5	<1	<0.5	<0.5	<0.5	<1	<1.5	<1	<0.5	<50	<50	<50	<50

Table 5A
Summary of Monitoring Well Sampling Results

Colonial Pipeline Company
2020-L1-SR2448
Huntersville, North Carolina

Lab Report Number	Sample ID	Well ID	Sample Date	Metals (µg/L)	VOCs (µg/L)																																MADEP VPH (µg/L)			
				Lead	Benzene	Bromobenzene	Bromochloromethane	Bromodichloromethane	Bromoform	Bromomethane	n-Butylbenzene	sec-Butylbenzene	Chloroethane	Chloroform	Chloromethane	2-Chlorotoluene	Dibromochloromethane	1,2-Dichloroethane	Diisopropyl ether	Ethylbenzene	Hexachloro-1,3-butadiene	Isopropylbenzene (Cumene)	Methylene Chloride	Methyl-tert-butyl ether	Naphthalene	n-Propylbenzene	Styrene	Tetrachloroethene	Toluene	Trichloroethene	Trichlorofluoromethane	1,2,3-Trichloropropane	1,2,4-Trimethylbenzene	1,3,5-Trimethylbenzene	Vinyl chloride	Xylene (Total)	m&p-Xylene	o-Xylene	C5 - C8 Aliphatics	C9 - C12 Aliphatics	C9 - C10 Aromatics	VPH (Total)
NCAC 2L Standards				**15**	**1**	**NE**	**NE**	**0.6**	**4**	**10**	**70**	**70**	**3000**	**70**	**3**	**100**	**0.4**	**0.4**	**70**	**600**	**0.4**	**70**	**5**	**20**	**6**	**70**	**70**	**0.7**	**600**	**3**	**2000**	**0.005**	**400**	**400**	**0.03**	**500**	**500**	**500**	**400**	**700**	**200**	**NE**
IMAC Standards				**--**	**--**	**--**	**--**	**--**	**--**	**--**	**--**	**--**	**--**	**--**	**--**	**--**	**--**	**--**	**--**	**--**	**--**	**--**	**--**	**--**	**--**	**--**	**--**	**--**	**--**	**--**	**--**	**--**	**--**	**--**	**--**	**--**	**--**	**--**	**--**	**--**	**--**
92585316	MW-14_20220131	MW-14	01/31/2022	<5	<0.5	<0.5	<0.5	<0.5	<0.5	<5	<0.5	<0.5	<1	<0.5	<1	<0.5	<0.5	<0.5	<0.5	<0.5	<2	<0.5	<2	<0.5	<2	<0.5	<0.5	<0.5	<0.5	<0.5	<1	<0.5	<0.5	<0.5	<1	<1.5	<1	<0.5	<50	<50	<50	<50
92590515	MW-14_20220228	MW-14	02/28/2022	**0.26J**	<0.5	<0.5	<0.5	<0.5	<0.5	<5	<0.5	<0.5	<1	<0.5	<1	<0.5	<0.5	<0.5	<0.5	<0.5	<2	<0.5	<2	<0.5	<2	<0.5	<0.5	<0.5	<0.5	<0.5	<1	<0.5	<0.5	<0.5	<1	<1.5	<1	<0.5	<50	<50	<50	<50
92596955	MW-14_20220404	MW-14	04/04/2022	**0.15J**	<0.5	<0.5	<0.5	<0.5	<0.5	<5	<0.5	<0.5	<1	<0.5	<1	<0.5	<0.5	<0.5	<0.5	<0.5	<2	<0.5	<2	<0.5	<2	<0.5	<0.5	<0.5	<0.5	<0.5	<1	<0.5	<0.5	<0.5	<1	<1.5	<1	<0.5	<50	<50	<50	<50
92602194	MW-14_20220502	MW-14	05/02/2022	<5	<0.5	<0.5	<0.5	<0.5	<0.5	<5	<0.5	<0.5	<1	<0.5	<1	<0.5	<0.5	<0.5	<0.5	<0.5	<2	<0.5	<2	<0.5	<2	<0.5	<0.5	<0.5	<0.5	<0.5	<1	<0.5	<0.5	<0.5	<1	<1.5	<1	<0.5	<50	<50	<50	<50
92607183	MW-14_20220531	MW-14	05/31/2022	**1.7J**	<0.5	<0.5	<0.5	<0.5	<0.5	<5	<0.5	<0.5	<1	<0.5	<1	<0.5	<0.5	<0.5	<0.5	<0.5	<2	<0.5	<2	<0.5	<2	<0.5	<0.5	<0.5	<0.5	<0.5	<1	<0.5	<0.5	<0.5	<1	<1.5	<1	<0.5	<50	<50	<50	<50
MW-15																																										
92494640	MW-15_20200909	MW-15	09/09/2020	<5	<0.5	<0.5	<0.5	<0.5	<0.5	<5	<0.5	<0.5	<1	<0.5	<1	<0.5	<0.5	<0.5	<0.5	<0.5	<2	<0.5	<2	<0.5	<2	<0.5	<0.5	<0.5	<0.5	<0.5	<1	<0.5	<0.5	<0.5	<1	<1.5	<1	<0.5	<100	<100	<100	<100
92501616	MW-15_20201021	MW-15	10/21/2020	**10.4**	<0.5	<0.5	<0.5	<0.5	<0.5	<5	<0.5	<0.5	<1	<0.5	<1	<0.5	<0.5	<0.5	<0.5	<0.5	<2	<0.5	<2	<0.5	<2	<0.5	<0.5	<0.5	<0.5	<0.5	<1	<0.5	<0.5	<0.5	<1	<1.5	<1	<0.5	<100	<100	<100	<100
92508536	MW-15_20201130	MW-15	11/30/2020	**28.9**	<0.5	<0.5	<0.5	<0.5	<0.5	<5	<0.5	<0.5	<1	<0.5	<1	<0.5	<0.5	<0.5	<0.5	<0.5	<2	<0.5	<2	<0.5	<2	<0.5	<0.5	<0.5	<0.5	<0.5	<1	<0.5	<0.5	<0.5	<1	<1.5	<1	<0.5	<100	<100	<100	<100
92514598	MW-15_20210104	MW-15	01/04/2021	**13.5**	<0.5	<0.5	<0.5	<0.5	<0.5	<5	<0.5	<0.5	<1	<0.5	<1	<0.5	<0.5	<0.5	<0.5	<0.5	<2	<0.5	<2	<0.5	<2	<0.5	<0.5	<0.5	<0.5	<0.5	<1	<0.5	<0.5	<0.5	<1	<1.5	<1	<0.5	<100	<100	<100	<100
92520901	MW-15_20210208	MW-15	02/08/2021	**14.1**	<0.5	<0.5	<0.5	<0.5	<0.5	<5	<0.5	<0.5	<1	<0.5	<1	<0.5	<0.5	<0.5	<0.5	<0.5	<2	<0.5	<2	<0.5	<2	<0.5	<0.5	<0.5	<0.5	<0.5	<1	<0.5	<0.5	<0.5	<1	<1.5	<1	<0.5	<100	<100	<100	<100
92514598	DUP-1-20210104	MW-15	01/04/2021	**14.5**	<0.5	<0.5	<0.5	<0.5	<0.5	<5	<0.5	<0.5	<1	<0.5	<1	<0.5	<0.5	<0.5	<0.5	<0.5	<2	<0.5	<2	<0.5	<2	<0.5	<0.5	<0.5	<0.5	<0.5	<1	<0.5	<0.5	<0.5	<1	<1.5	<1	<0.5	<100	<100	<100	<100
92527475	MW-15_20210312	MW-15	03/12/2021	**5.3**	<0.5	<0.5	<0.5	<0.5	<0.5	<5	<0.5	<0.5	<1	<0.5	<1	<0.5	<0.5	<0.5	<0.5	<0.5	<2	<0.5	<2	<0.5	<2	<0.5	<0.5	<0.5	<0.5	<0.5	<1	<0.5	<0.5	<0.5	<1	<1.5	<1	<0.5	<50	<50	<50	<50
92532417	MW-15_20210408	MW-15	04/08/2021	<5	<0.5	<0.5	<0.5	<0.5	<0.5	<5	<0.5	<0.5	<1	<0.5	<1	<0.5	<0.5	<0.5	<0.5	<0.5	<2	<0.5	<2	<0.5	<2	<0.5	<0.5	<0.5	<0.5	<0.5	<1	<0.5	<0.5	<0.5	<1	<1.5	<1	<0.5	<50	<50	<50	<50
92537784	MW-15_20210507	MW-15	05/07/2021	<5	<0.5	<0.5	<0.5	<0.5	<0.5	<5	<0.5	<0.5	<1	<0.5	<1	<0.5	<0.5	<0.5	<0.5	<0.5	<2	<0.5	<2	<0.5	<2	<0.5	<0.5	<0.5	<0.5	<0.5	<1	<0.5	<0.5	<0.5	<1	<1.5	<1	<0.5	<50	<50	<50	<50
92542375	MW-15_20210603	MW-15	06/03/2021	<5	<0.5	<0.5	<0.5	<0.5	<0.5	<5	<0.5	<0.5	<1	<0.5	<1	<0.5	<0.5	<0.5	<0.5	<0.5	<2	<0.5	<2	<0.5	<2	<0.5	<0.5	<0.5	<0.5	<0.5	<1	<0.5	<0.5	<0.5	<1	<1.5	<1	<0.5	<50	<50	<50	<50
92548787	MW-15_20210709	MW-15	07/09/2021	<5	<0.5	<0.5	<0.5	<0.5	<0.5	<5	<0.5	<0.5	<1	<0.5	<1	<0.5	<0.5	<0.5	<0.5	<0.5	<2	<0.5	<2	<0.5	<2	<0.5	<0.5	<0.5	<0.5	<0.5	<1	<0.5	<0.5	<0.5	<1	<1.5	<1	<0.5	<50	<50	<50	<50
92554285	MW-15_20210806	MW-15	08/06/2021	<5	<0.5	<0.5	<0.5	<0.5	<0.5	<5	<0.5	<0.5	<1	<0.5	<1	<0.5	<0.5	<0.5	<0.5	<0.5	<2	<0.5	<2	<0.5	<2	<0.5	<0.5	<0.5	<0.5	<0.5	<1	<0.5	<0.5	<0.5	<1	<1.5	<1	<0.5	<50	<50	<50	<50
92559014	MW-15_20210901	MW-15	09/01/2021	<5	<0.5	<0.5	<0.5	<0.5	<0.5	<5	<0.5	<0.5	<1	<0.5	<1	<0.5	<0.5	<0.5	<0.5	<0.5	<2	<0.5	<2	<0.5	<2	<0.5	<0.5	<0.5	<0.5	<0.5	<1	<0.5	<0.5	<0.5	<1	<1.5	<1	<0.5	<50	<50	<50	<50
92563487	MW-15_20210927	MW-15	09/27/2021	<5	<0.5	<0.5	<0.5	<0.5	<0.5	<2	<0.5	<0.5	<0.5	<0.5	<1	<0.5	<0.5	<0.5	<0.5	<0.5	<0.6	<0.5	<5	<0.5	<0.5	<0.5	<0.5	<0.5	<0.5	<0.5	<0.5	<0.5	<0.5	<0.5	<0.5	<1.5	<1	<0.5	<100	<100	<100	NA
92570816	MW-15_20211104	MW-15	11/04/2021	<5	<0.5	<0.5	<0.5	<0.5	<0.5	<5	<0.5	<0.5	<1	<0.5	<1	<0.5	<0.5	<0.5	<0.5	<0.5	<2	<0.5	<2	<0.5	<2	<0.5	<0.5	<0.5	<0.5	<0.5	<1	<0.5	<0.5	<0.5	<1	<1.5	<1	<0.5	<50	<50	<50	<50
92575654	MW-15_20211202	MW-15	12/02/2021	<5	<0.5	<0.5	<0.5	<0.5	<0.5	<5	<0.5	<0.5	<1	<0.5	<1	<0.5	<0.5	<0.5	<0.5	<0.5	<2	<0.5	<2	<0.5	<2	<0.5	<0.5	<0.5	<0.5	<0.5	<1	<0.5	<0.5	<0.5	<1	<1.5	<1	<0.5	<50	<50	<50	<50
92581742	MW-15_20220107	MW-15	01/07/2022	**0.27J**	<0.5	<0.5	<0.5	<0.5	<0.5	<5	<0.5	<0.5	<1	<0.5	<1	<0.5	<0.5	<0.5	<0.5	<0.5	<2	<0.5	<2	<0.5	<2	<0.5	<0.5	<0.5	<0.5	<0.5	<1	<0.5	<0.5	<0.5	<1	<1.5	<1	<0.5	<50	<50	<50	<50
92586178	MW-15_20220203	MW-15	02/03/2022	<5	<0.5	<0.5	<0.5	<0.5	<0.5	<5	<0.5	<0.5	<1	<0.5	<1	<0.5	<0.5	<0.5	<0.5	<0.5	<2	<0.5	<2	<0.5	<2	<0.5	<0.5	<0.5	<0.5	<0.5	<1	<0.5	<0.5	<0.5	<1	<1.5	<1	<0.5	<50	<50	<50	<50
92591327	MW-15_20220303	MW-15	03/03/2022	**0.10J**	<0.5	<0.5	<0.5	<0.5	<0.5	<5	<0.5	<0.5	<1	<0.5	<1	<0.5	<0.5	<0.5	<0.5	<0.5	<2	<0.5	<2	<0.5	<2	<0.5	<0.5	<0.5	<0.5	<0.5	<1	<0.5	<0.5	<0.5	<1	<1.5	<1	<0.5	<50	<50	<50	<50
92598233	MW-15_20220407	MW-15	04/07/2022	**11.7**	<0.5	<0.5	<0.5	<0.5	<0.5	<5	<0.5	<0.5	<1	<0.5	<1	<0.5	<0.5	<0.5	<0.5	<0.5	<2	<0.5	<2	<0.5	<2	<0.5	<0.5	<0.5	<0.5	<0.5	<1	<0.5	<0.5	<0.5	<1	<1.5	<1	<0.5	<50	<50	<50	<50
92603086	MW-15_20220505	MW-15	05/05/2022	**3.2J**	<0.5	<0.5	<0.5	<0.5	<0.5	<5	<0.5	<0.5	<1	<0.5	<1	<0.5	<0.5	<0.5	<0.5	<0.5	<2	<0.5	<2	<0.5	<2	<0.5	<0.5	<0.5	<0.5	<0.5	<1	<0.5	<0.5	<0.5	<1	<1.5	<1	<0.5	<50	<50	<50	<50
92607872	MW-15_20220603	MW-15	06/03/2022	**15.1J**	<0.5	<0.5	<0.5	<0.5	<0.5	<5	<0.5	<0.5	<1	<0.5	<1	<0.5	<0.5	<0.5	<0.5	<0.5	<2	<0.5	<2	<0.5	<2	<0.5	<0.5	<0.5	<0.5	<0.5	<1	<0.5	<0.5	<0.5	<1	<1.5	<1	<0.5	<50	<50	<50	<50
MW-16																																										
92495905	MW-16_20200916	MW-16	09/16/2020	<5	<0.5	<0.5	<0.5	**0.78**	<0.5	<5	<0.5	<0.5	<1	**5.9**	<1	<0.5	<0.5	<0.5	<0.5	<0.5	<2	<0.5	<2	<0.5	<2	<0.5	<0.5	<0.5	<0.5	<0.5	<1	<0.5	<0.5	<0.5	<1	<1.5	<1	<0.5	<100	<100	<100	<100
92500605	MW-16_20201007	MW-16	10/07/2020	<5	<0.5	<0.5	<0.5	<0.5	<0.5	<5	<0.5	<0.5	<1	**3.3**	<1	<0.5	<0.5	<0.5	<0.5	<0.5	<2	<0.5	<2	<0.5	<2	<0.5	<0.5	<0.5	<0.5	<0.5	<1	<0.5	<0.5	<0.5	<1	<1.5	<1	<0.5	<100	<100	<100	<100
92501343	MW-16_20201020	MW-16	10/20/2020	**7.8**	<0.5	<0.5	<0.5	<0.5	<0.5	<5	<0.5	<0.5	<1	**2**	<1	<0.5	<0.5	<0.5	<0.5	<0.5	<2	<0.5	<2	<0.5	<2	<0.5	<0.5	<0.5	<0.5	<0.5	<1	<0.5	<0.5	<0.5	<1	<1.5	<1	<0.5	<100	<100	<100	<100
92508884	MW-16_20201201	MW-16	12/01/2020	**18.9**	<0.5	<0.5	<0.5	<0.5	<0.5	<5	<0.5	<0.5	<1	**1.1**	<1	<0.5	<0.5	<0.5	<0.5	<0.5	<2	<0.5	<2	<0.5	<2	<0.5	<0.5	<0.5	<0.5	<0.5	<1	<0.5	<0.5	<0.5	<1	<1.5	<1	<0.5	<100	<100	<100	<100
92515075	MW-16_20210106	MW-16	01/06/2021	**42.7**	<0.5	<0.5	<0.5	<0.5	<0.5	<5	<0.5	<0.5	<1	**1.3**	<1	<0.5	<0.5	<0.5	<0.5	<0.5	<2	<0.5	<2	<0.5	<2	<0.5	<0.5	<0.5	<0.5	<0.5	<1	<0.5	<0.5	<0.5	<1	<1.5	<1	<0.5	<100	<100	<100	<100
92521555	MW-16_20210210	MW-16	02/10/2021	<5	<0.5	<0.5	<0.5	<0.5	<0.5	<5	<0.5	<0.5	<1	**0.72**	<1	<0.5	<0.5	<0.5	<0.5	**0.83**	<2	<0.5	<2	<0.5	<2	<0.5	<0.5	<0.5	**3.1**	<0.5	<1	<0.5	**2.5**	**0.68**	<1	**4.9**	**3.4**	**1.5**	<100	<100	<100	<100
92526257	MW-16_20210308	MW-16	03/08/2021	<5	<0.5	<0.5	<0.5	<0.5	<0.5	<5	<0.5	<0.5	<1	**0.91**	<1	<0.5	<0.5	<0.5	<0.5	<0.5	<2	<0.5	<2	<0.5	<2	<0.5	<0.5	<0.5	<0.5	<0.5	<1	<0.5	<0.5	<0.5	<1	<1.5	<1	<0.5	<100	<100	<100	<100
92531853	MW-16_20210407	MW-16	04/07/2021	<5	<0.5	<0.5	<0.5	<0.5	<0.5	<5	<0.5	<0.5	<1	<0.5	<1	<0.5	<0.5	<0.5	<0.5	<0.5	<2	<0.5	<2	<0.5	<2	<0.5	<0.5	<0.5	<0.5	<0.5	<1	<0.5	<0.5	<0.5	<1	<1.5	<1	<0.5	<50	<50	<50	<50
92531853	DUP-1-20210407	MW-16	04/07/2021	<5	<0.5	<0.5	<0.5	<0.5	<0.5	<5	<0.5	<0.5	<1	<0.5	<1	<0.5	<0.5	<0.5	<0.5	<0.5	<2	<0.5	<2	<0.5	<2	<0.5	<0.5	<0.5	<0.5	<0.5	<1	<0.5	<0.5	<0.5	<1	<1.5	<1	<0.5	<50	<50	<50	<50
92537153	MW-16_20210505	MW-16	05/05/2021	<5	<0.5	<0.5	<0.5	<0.5	<0.5	<5	<0.5	<0.5	<1	<0.5	<1	<0.5	<0.5	<0.5	<0.5	<0.5	<2	<0.5	<2	<0.5	<2	<0.5	<0.5	<0.5	<0.5	<0.5	<1	<0.5	<0.5	<0.5	<1	<1	<1	<0.5	<50	<50	<50	<50
92541992	MW-16_20210602	MW-16	06/02/2021	<5	<0.5	<0.5	<0.5	<0.5	<0.5	<5	<0.5	<0.5	<1	<0.5	<1	<0.5	<0.5	<0.5	<0.5	<0.5	<2	<0.5	<2	<0.5	<2	<0.5	<0.5	<0.5	<0.5	<0.5	<1	<0.5	<0.5	<0.5	<1	<1.5	<1	<0.5	<50	<50	<50	<50
92548170	MW-16_20210707	MW-16	07/07/2021	<5	<0.5	<0.5	<0.5	<0.5	<0.5	<5	<0.5	<0.5	<1	<0.5	<1	<0.5	<0.5	<0.5	<0.5	<0.5	<2	<0.5	<2	<0.5	<2	<0.5	<0.5	<0.5	<0.5	<0.5	<1	<0.5	<0.5	<0.5	<1	<1.5	<1	<0.5	<50	<50	<50	<50
92553519	MW-16_20210804	MW-16	08/04/2021	<5	<0.5	<0.5	<0.5	<0.5	<0.5	<5	<0.5	<0.5	<1	<0.5	<1	<0.5	<0.5	<0.5	<0.5	<0.5	<2	<0.5	<2	<0.5	<2	<0.5	<0.5	<0.5	<0.5	<0.5	<1	<0.5	<0.5	<0.5	<1	<1.5	<1	<0.5	<50	<50	<50	<50
92559334	MW-16_20210902	MW-16	09/02/2021	<5	<0.5	<0.5	<0.5	<0.5	<0.5	<5	<0.5	<0.5	<1	<0.5	<1	<0.5	<0.5	<0.5	<0.5	<0.5	<2	<0.5	<2	<0.5	<2	<0.5	<0.5	<0.5	<0.5	<0.5	<1	<0.5	<0.5	<0.5	<1	<1.5	<1	<0.5	<50	<50	<50	<50
92564333	MW-16_20210930	MW-16	09/30/2021	<5.0	<0.5	<0.5	<0.5	<0.5	<1	<5	<0.5	<0.5	<0.5	<0.5	<0.6	<0.5	<0.5	<0.5	<0.5	<0.5	<0.6	<0.5	<5	<0.5	<0.5	<0.5	<0.5	<0.5	<0.5	<0.5	<0.5	<0.5	<0.5	<0.5	<0.5	<1.5	<1	<0.5	<100	<100	<100	NA
92571046	MW-16_20211105	MW-16	11/05/2021	<5	<0.5	<0.5	<0.5	<0.5	<0.5	<5	<0.5	<0.5	<1	<0.5	<1	<0.5	<0.5	<0.5	<0.5	<0.5	<2	<0.5	<2	<0.5	<2	<0.5	<0.5	<0.5	<0.5	<0.5	<1	<0.5	<0.5	<0.5	<1	<1.5	<1	<0.5	<50	<50	<50	<50
92575206	MW-16_20211201	MW-16	12/01/2021	<5	<0.5	<0.5	<0.5	<0.5	<0.5	<5	<0.5	<0.5	<1	<0.5	<1	<0.5	<0.5	<0.5	<0.5	<0.5	<2	<0.5	<2	<0.5	<2	<0.5	<0.5	<0.5	<0.5	<0.5	<1	<0.5	<0.5	<0.5	<1	<1.5	<1	<0.5	<50	<50	<50	<50
92580903 92580955	MW-16_20220104	MW-16	01/04/2022	<5	<0.5	<0.5	<0.5	<0.5	<0.5	<5	<0.5	<0.5	<1	<0.5	<1	<0.5	<0.5	<0.5	<0.5	<0.5	<2	<0.5	<2	<0.5	<2	<0.5	<0.5	<0.5	<0.5	<0.5	<1	<0.5	<0.5	<0.5	<1	<1.5	<1	<0.5	<50	<50	<50	<50
92585897	MW-16_20220202	MW-16	02/02/2022	<5	<0.5	<0.5	<0.5	<0.5	<0.5	<5	<0.5	<0.5	<1	<0.5	<1	<0.5	<0.5	<0.5	<0.5	<0.5	<2	<0.5	<2	<0.5	<2	<0.5	<0.5	<0.5	<0.5	<0.5	<1	<0.5	<0.5	<0.5	<1	<1.5	<1	<0.5	<50	<50	<50	<50
92590778	MW-16_20220301	MW-16	03/01/2022	**0.16J**	<0.5	<0.5	<0.5	<0.5	<0.5	<5	<0.5	<0.5	<1	<0.5	<1	<0.5	<0.5	<0.5	<0.5	<0.5	<2	<0.5	<2	<0.5	<2	<0.5	<0.5	<0.5	<0.5	<0.5	<1	<0.5	<0.5	<0.5	<1	<1.5	<1	<0.5	<50	<50	<50	<50
92597250	MW-16_20220405	MW-16	04/05/2022	<5	<0.5	<0.5	<0.5	<0.5	<0.5	<5	<0.5	<0.5	<1	<0.5	<1	<0.5	<0.5	<0.5	<0.5	<0.5	<2	<0.5	<2	<0.5	<2	<0.5	<0.5	<0.5	<0.5	<0.5	<1	<0.5	<0.5	<0.5	<1	<1.5	<1	<0.5	<50	<50	<50	<50
92602436	MW-16_20220503	MW-16	05/03/2022	<5	<0.5	<0.5	<0.5	<0.5	<0.5	<5	<0.5	<0.5	<1	<0.5	<1	<0.5	<0.5	<0.5	<0.5	<0.5	<2	<0.5	<2	<0.5	<2	<0.5	<0.5	<0.5	<0.5	<0.5	<1	<0.5	<0.5	<0.5	<1	<1.5	<1	<0.5	<50	<50	<50	<50
92607409	MW-16_20220601	MW-16	06/01/2022	**3.0J**	<0.5	<0.5	<0.5	<0.5	<0.5	<5	<0.5	<0.5	<1	<0.5	<1	<0.5	<0.5	<0.5	<0.5	<0.5	<2	<0.5	<2	<0.5	<2	<0.5	<0.5	<0.5	<0.5	<0.5	<1	<0.5	<0.5	<0.5	<1	<1.5	<1	<0.5	<50	<50	<50	<50

Table 5A
Summary of Monitoring Well Sampling Results

Colonial Pipeline Company
2020-L1-SR2448
Huntersville, North Carolina

Lab Report Number	Sample ID	Well ID	Sample Date	Metals (µg/L)	VOCs (µg/L)																																	MADEP VPH (µg/L)			
				Lead	Benzene	Bromobenzene	Bromochloromethane	Bromodichloromethane	Bromoform	Bromomethane	n-Butylbenzene	sec-Butylbenzene	Chloroethane	Chloroform	Chloromethane	2-Chlorotoluene	Dibromochloromethane	1,2-Dichloroethane	Diisopropyl ether	Ethylbenzene	Hexachloro-1,3-butadiene	Isopropylbenzene (Cumene)	Methylene Chloride	Methyl-tert-butyl ether	Naphthalene	n-Propylbenzene	Styrene	Tetrachloroethene	Toluene	Trichloroethene	Trichlorofluoromethane	1,2,3-Trichloropropane	1,2,4-Trimethylbenzene	1,3,5-Trimethylbenzene	Vinyl chloride	Xylene (Total)	m&p-Xylene	o-Xylene	C5 - C8 Aliphatics	C9 - C12 Aliphatics	C9 - C10 Aromatics	VPH (Total)
NCAC 2L Standards				**15**	**1**	**NE**	**NE**	**0.6**	**4**	**10**	**70**	**70**	**3000**	**70**	**3**	**100**	**0.4**	**0.4**	**70**	**600**	**0.4**	**70**	**5**	**20**	**6**	**70**	**70**	**0.7**	**600**	**3**	**2000**	**0.005**	**400**	**400**	**0.03**	**500**	**500**	**500**	**400**	**700**	**200**	**NE**
IMAC Standards				**--**	**--**	**--**	**--**	**--**	**--**	**--**	**--**	**--**	**--**	**--**	**--**	**--**	**--**	**--**	**--**	**--**	**--**	**--**	**--**	**--**	**--**	**--**	**--**	**--**	**--**	**--**	**--**	**--**	**--**	**--**	**--**	**--**	**--**	**--**	**--**	**--**	**--**
MW-17																																										
92495905	MW-17_20200916	MW-17	09/16/2020	<5	**0.6**	<0.5	<0.5	**1.4**	<0.5	<5	<0.5	<0.5	<1	**16.2**	<1	<0.5	<0.5	<0.5	<0.5	**1.4**	<2	<0.5	<2	<0.5	<2	<0.5	<0.5	**2.7**	**5.4**	<0.5	<1	<0.5	**3.7**	**1.3**	<1	**10.5**	**7.2**	**3.3**	<100	<100	<100	**109**
92501343	MW-17_20201020	MW-17	10/20/2020	<5	<0.5	<0.5	<0.5	<0.5	<0.5	<5	<0.5	<0.5	<1	**8.9**	<1	<0.5	<0.5	<0.5	<0.5	**0.82**	<2	<0.5	<2	<0.5	<2	<0.5	<0.5	**1.2**	**2.1**	<0.5	<1	<0.5	**2**	**0.71**	<1	**5.4**	**3.6**	**1.8**	<100	<100	<100	**152**
92508884	MW-17_20201201	MW-17	12/01/2020	**9.5**	<0.5	<0.5	<0.5	<0.5	<0.5	<5	<0.5	<0.5	<1	**4.7**	<1	<0.5	<0.5	<0.5	<0.5	<0.5	<2	<0.5	<2	<0.5	<2	<0.5	<0.5	**0.61**	**0.80**	<0.5	<1	<0.5	**1.1**	<0.5	<1	**2.57**	**1.8**	**0.77**	<100	<100	<100	<100
92515075	MW-17_20210106	MW-17	01/06/2021	**9.5**	<0.5	<0.5	<0.5	<0.5	<0.5	<5	<0.5	<0.5	<1	**4**	<1	<0.5	<0.5	<0.5	<0.5	<0.5	<2	<0.5	<2	<0.5	<2	<0.5	<0.5	<0.5	<0.5	<0.5	<1	<0.5	<0.5	<0.5	<1	<1.5	<1	<0.5	<100	<100	<100	<100
92521555	MW-17_20210210	MW-17	02/10/2021	<5	**0.73**	<0.5	<0.5	<0.5	<0.5	<5	<0.5	<0.5	<1	**7.1**	<1	<0.5	<0.5	<0.5	<0.5	**1.1**	<2	<0.5	<2	<0.5	<2	<0.5	<0.5	**1.4**	**6.2**	<0.5	<1	<0.5	**2**	**0.51**	<1	**6.3**	**4.3**	**2**	<100	<100	<100	<100
92526257	MW-17_20210308	MW-17	03/08/2021	<5	<0.5	<0.5	<0.5	<0.5	<0.5	<5	<0.5	<0.5	<1	**5.3**	<1	<0.5	<0.5	<0.5	<0.5	<0.5	<2	<0.5	<2	<0.5	<2	<0.5	<0.5	**0.77**	<0.5	<0.5	<1	<0.5	<0.5	<0.5	<1	<1.5	<1	<0.5	<100	<100	<100	<100
92531853	MW-17_20210407	MW-17	04/07/2021	<5	<0.5	<0.5	<0.5	<0.5	<0.5	<5	<0.5	<0.5	<1	**2.7**	<1	<0.5	<0.5	<0.5	<0.5	<0.5	<2	<0.5	<2	<0.5	<2	<0.5	<0.5	**0.53**	<0.5	<0.5	<1	<0.5	<0.5	<0.5	<1	<1.5	<1	<0.5	<50	<50	<50	<50
92537153	MW-17_20210505	MW-17	05/05/2021	<5	<0.5	<0.5	<0.5	<0.5	<0.5	<5	<0.5	<0.5	<1	**2.7**	<1	<0.5	<0.5	<0.5	<0.5	<0.5	<2	<0.5	<2	<0.5	<2	<0.5	<0.5	**0.52**	<0.5	<0.5	<1	<0.5	<0.5	<0.5	<1	<1	<1	<0.5	<50	<50	<50	<50
92541992	MW-17_20210602	MW-17	06/02/2021	<5	<0.5	<0.5	<0.5	<0.5	<0.5	<5	<0.5	<0.5	<1	**2.9**	<1	<0.5	<0.5	<0.5	<0.5	<0.5	<2	<0.5	**2.6**	<0.5	<2	<0.5	<0.5	**0.51**	<0.5	<0.5	<1	<0.5	<0.5	<0.5	<1	<1.5	<1	<0.5	<50	<50	<50	<50
92548170	MW-17_20210707	MW-17	07/07/2021	<5	<0.5	<0.5	<0.5	<0.5	<0.5	<5	<0.5	<0.5	<1	**2.1**	<1	<0.5	<0.5	<0.5	<0.5	<0.5	<2	<0.5	<2	<0.5	<2	<0.5	<0.5	**0.49J**	<0.5	<0.5	<1	<0.5	<0.5	<0.5	<1	<1.5	<1	<0.5	<50	<50	<50	<50
92553519	MW-17_20210804	MW-17	08/04/2021	<5	<0.5	<0.5	<0.5	<0.5	<0.5	<5	<0.5	<0.5	<1	**3.1**	<1	<0.5	<0.5	<0.5	<0.5	<0.5	**3.8**	<0.5	<2	<0.5	<2	<0.5	<0.5	**0.69**	<0.5	<0.5	<1	<0.5	<0.5	<0.5	<1	<1.5	<1	<0.5	<50	<50	<50	<50
92559334	MW-17_20210902	MW-17	09/02/2021	<5	<0.5	<0.5	<0.5	<0.5	<0.5	<5	<0.5	<0.5	<1	**2.2**	<1	<0.5	<0.5	<0.5	<0.5	<0.5	<2	<0.5	<2	<0.5	<2	<0.5	<0.5	<0.5	<0.5	<0.5	<1	<0.5	<0.5	<0.5	<1	<1.5	<1	<0.5	<50	<50	<50	<50
92564333	MW-17_20210930	MW-17	09/30/2021	<5.0	<0.5	<0.5	<0.5	<0.5	<1	<5	<0.5	<0.5	<0.5	**2.0**	<0.6	<0.5	<0.5	<0.5	<0.5	<0.5	<0.6	<0.5	<5	<0.5	<0.5	<0.5	<0.5	**0.33J**	<0.5	<0.5	<0.5	<0.5	<0.5	<0.5	<0.5	<1.5	<1	<0.5	<100	<100	<100	NA
92571046	MW-17_20211105	MW-17	11/05/2021	<5	<0.5	<0.5	<0.5	<0.5	<0.5	<5	<0.5	<0.5	<1	**1.6**	<1	<0.5	<0.5	<0.5	<0.5	<0.5	<2	<0.5	<2	<0.5	<2	<0.5	<0.5	<0.5	<0.5	<0.5	<1	<0.5	<0.5	<0.5	<1	<1.5	<1	<0.5	<50	<50	<50	<50
92575479	MW-17_20211202	MW-17	12/02/2021	<5	<0.5	<0.5	<0.5	<0.5	<0.5	<5	<0.5	<0.5	<1	**1.8**	<1	<0.5	<0.5	<0.5	<0.5	<0.5	<2	<0.5	<2	<0.5	<2	<0.5	<0.5	<0.5	<0.5	<0.5	<1	<0.5	<0.5	<0.5	<1	<1.5	<1	<0.5	<50	<50	<50	<50
92580903 92580955	MW-17_20220104	MW-17	01/04/2022	<5	<0.5	<0.5	<0.5	<0.5	<0.5	<5	<0.5	<0.5	<1	**0.89**	<1	<0.5	<0.5	<0.5	<0.5	<0.5	<2	<0.5	<2	<0.5	<2	<0.5	<0.5	<0.5	<0.5	<0.5	<1	<0.5	<0.5	<0.5	<1	<1.5	<1	<0.5	<50	<50	<50	<50
92585562	MW-17_20220201	MW-17	02/01/2022	<5	<0.5	<0.5	<0.5	<0.5	<0.5	<5	<0.5	<0.5	<1	**0.51**	<1	<0.5	<0.5	<0.5	<0.5	<0.5	<2	<0.5	<2	<0.5	<2	<0.5	<0.5	<0.5	<0.5	<0.5	<1	<0.5	<0.5	<0.5	<1	<1.5	<1	<0.5	<50	<50	<50	<50
92590778	MW-17_20220301	MW-17	03/01/2022	<5	<0.5	<0.5	<0.5	<0.5	<0.5	<5	<0.5	<0.5	<1	**0.54**	<1	<0.5	<0.5	<0.5	<0.5	<0.5	<2	<0.5	<2	<0.5	<2	<0.5	<0.5	<0.5	<0.5	<0.5	<1	<0.5	<0.5	<0.5	<1	<1.5	<1	<0.5	<50	<50	<50	<50
92597241	MW-17_20220405	MW-17	04/05/2022	<5	<0.5	<0.5	<0.5	<0.5	<0.5	<5	<0.5	<0.5	<1	**0.71**	<1	<0.5	<0.5	<0.5	<0.5	<0.5	<2	<0.5	<2	<0.5	<2	<0.5	<0.5	<0.5	<0.5	<0.5	<1	<0.5	<0.5	<0.5	<1	<1.5	<1	<0.5	<50	<50	<50	<50
92602436	MW-17_20220503	MW-17	05/03/2022	<5	<0.5	<0.5	<0.5	<0.5	<0.5	<5	<0.5	<0.5	<1	<0.5	<1	<0.5	<0.5	<0.5	<0.5	<0.5	<2	<0.5	<2	<0.5	<2	<0.5	<0.5	<0.5	<0.5	<0.5	<1	<0.5	<0.5	<0.5	<1	<1.5	<1	<0.5	<50	<50	<50	<50
92607409	MW-17_20220601	MW-17	06/01/2022	**2.2J**	<0.5	<0.5	<0.5	<0.5	<0.5	<5	<0.5	<0.5	<1	<0.5	<1	<0.5	<0.5	<0.5	<0.5	<0.5	<2	<0.5	<2	<0.5	<2	<0.5	<0.5	<0.5	<0.5	<0.5	<1	<0.5	<0.5	<0.5	<1	<1.5	<1	<0.5	<50	<50	<50	<50
MW-18																																										
92494640	MW-18_20200909	MW-18	09/09/2020	<5	<0.5	<0.5	<0.5	<0.5	<0.5	<5	<0.5	<0.5	<1	<0.5	<1	<0.5	<0.5	<0.5	<0.5	<0.5	<2	<0.5	<2	<0.5	<2	<0.5	<0.5	<0.5	<0.5	<0.5	<1	<0.5	<0.5	<0.5	<1	<1.5	<1	<0.5	<100	<100	<100	<100
92501960	MW-18_20201023	MW-18	10/23/2020	**7.8**	<0.5	<0.5	<0.5	<0.5	<0.5	<5	<0.5	<0.5	<1	<0.5	<1	<0.5	<0.5	<0.5	**5**	<0.5	<2	<0.5	<2	**1.4**	<2	<0.5	<0.5	<0.5	<0.5	<0.5	<1	<0.5	<0.5	<0.5	<1	<1.5	<1	<0.5	<100	<100	<100	<100
92501960	DUP-3-20201023	MW-18	10/23/2020	<5	<0.5	<0.5	<0.5	<0.5	<0.5	<5	<0.5	<0.5	<1	<0.5	<1	<0.5	<0.5	<0.5	**2.1**	<0.5	<2	<0.5	<2	**0.54**	<2	<0.5	<0.5	<0.5	<0.5	<0.5	<1	<0.5	<0.5	<0.5	<1	<1.5	<1	<0.5	<100	<100	<100	<100
92508881	MW-18_20201201	MW-18	12/01/2020	**38.6**	**65.9**	<0.5	<0.5	<0.5	<0.5	<5	<0.5	<0.5	<1	<0.5	<1	<0.5	<0.5	<0.5	**17.1**	**9.0**	<2	<0.5	<2	**4.9**	<2	<0.5	<0.5	<0.5	**160**	<0.5	<1	<0.5	**2.5**	<0.5	<1	**44.6**	**26.4**	**18.2**	**987**	**155**	<100	**1,180**
MW-19																																										
92495905	MW-19_20200916	MW-19	09/16/2020	<5	**0.8**	<0.5	<0.5	**3.3**	<0.5	<5	<0.5	<0.5	<1	**30.8**	<1	<0.5	**0.79**	<0.5	<0.5	<0.5	<2	<0.5	<2	<0.5	<2	<0.5	<0.5	**2.4**	**1.4**	<0.5	<1	<0.5	<0.5	<0.5	<1	**0.53**	<1	**0.53**	<100	<100	<100	<100
92500605	MW-19_20201007	MW-19	10/07/2020	**7.8**	**0.9**	<0.5	<0.5	<0.5	<0.5	<5	<0.5	<0.5	<1	**24.5**	<1	<0.5	<0.5	<0.5	<0.5	<0.5	<2	<0.5	<2	<0.5	<2	<0.5	<0.5	**2.6**	**1.9**	<0.5	<1	<0.5	<0.5	<0.5	<1	<1.5	<1	<0.5	<100	<100	<100	<100
92501343	MW-19_20201020	MW-19	10/20/2020	**71.3**	<0.5	<0.5	<0.5	<0.5	<0.5	<5	<0.5	<0.5	<1	**8.9**	<1	<0.5	<0.5	<0.5	**1.3**	<0.5	<2	<0.5	<2	<0.5	<2	<0.5	<0.5	**1.1**	<0.5	<0.5	<1	<0.5	<0.5	<0.5	<1	<1.5	<1	<0.5	<100	<100	<100	<100
92509252	MW-19_20201202	MW-19	12/02/2020	**13.7**	<0.5	<0.5	<0.5	**0.70**	<0.5	<5	<0.5	<0.5	<1	**10.2**	<1	<0.5	<0.5	<0.5	**1.2**	<0.5	<2	<0.5	<2	<0.5	<2	<0.5	<0.5	**1.4**	<0.5	<0.5	<1	<0.5	<0.5	<0.5	<1	<1.5	<1	<0.5	<100	<100	<100	<100
92515075	MW-19_20210106	MW-19	01/06/2021	**115**	**171**	<0.5	<0.5	<0.5	<0.5	<5	<0.5	<0.5	<1	**6.4**	<1	<0.5	<0.5	<0.5	**34.2**	**1.2**	<2	<0.5	<2	**10.5**	<2	<0.5	<0.5	**0.93**	**34**	<0.5	<1	<0.5	**3.4**	<0.5	<1	**47.9**	**21.7**	**26.2**	**406**	<100	<100	**509**
92521555	MW-19_20210210	MW-19	02/10/2021	<5	**658**	<2.5	<2.5	<2.5	<2.5	<25	<2.5	<2.5	<5	**3**	<5	<2.5	<2.5	<2.5	**83**	**23.9**	<10	<2.5	<10	**28**	**33.2**	<2.5	<2.5	<2.5	**518**	<2.5	<5	<2.5	**43.9**	<2.5	<1	**388**	**225**	**163**	**3,080**	**724**	**158**	**3,960**
92526257	MW-19_20210308	MW-19	03/08/2021	<5	**2,140**	<10	<10	<10	<10	<100	<10	<10	<20	<10	<20	<10	<10	<10	**227**	**151**	<40	<10	<40	**65.7**	**155**	<10	<10	<10	**2,440**	<10	<20	<10	**148**	<10	<20	**1,303**	**838**	**465**	**10,000**	**2,080**	**473**	**12,600**
92531225	MW-19_20210405	MW-19	04/05/2021	<5	**4,560**	<25	<25	<25	<25	<250	<25	<25	<50	<25	<50	<25	<25	<25	**445**	**367**	<100	<25	<100	**120**	<100	<25	<25	<25	**7,000**	<25	<50	<25	**297**	<25	<50	**3,040**	**1,980**	**1,060**	**47,300**	**7,550**	**744**	**54,854**
92536746	MW-19_20210504	MW-19	05/04/2021	<5	**4,330**	<25	<25	<25	<25	<250	<25	<25	<50	<25	<50	<25	<25	<25	**346**	**358**	<100	<25	<100	**99.9**	**88.3J**	<25	<25	<25	**6,300**	<25	<50	<25	**256**	<25	<50	**3,060**	**1,970**	**1,090**	**56,000**	**8,520**	<1,000	**64,500**
92541992	MW-19_20210602	MW-19	06/02/2021	<5	**3,400**	<12.5	<12.5	<12.5	<12.5	<125	<12.5	<12.5	<25	<12.5	<25	<12.5	<12.5	<12.5	**354**	**238**	<50	<12.5	<50	**80.5**	**43.8J**	<12.5	<12.5	<12.5	**4,740**	<12.5	<25	<12.5	**224**	<12.5	<25	**2,459**	**1,590**	**869**	**38,600**	**6,190**	**652**	**44,800**
92548170	MW-19_20210707	MW-19	07/07/2021	<5	**4,280**	<20	<20	<20	<20	<200	<20	<20	<40	<20	<40	<20	<20	<20	**371**	**398**	<80	<20	<80	**76.9**	**68.5J**	<20	<20	<20	**5,750**	<20	<40	<20	**289**	**68.9**	<40	**3,060**	**1,980**	**1,080**	**58,200**	**7,250**	<1,000	**66,300**
92553189	MW-19_20210803	MW-19	08/03/2021	<5	**4,090**	<20	<20	<20	<20	<200	<20	<20	<40	<20	<40	<20	<20	<20	**306**	**445**	<80	<20	<80	**60.8**	**63.6J**	<20	<20	<20	**5,710**	<20	<40	<20	**283**	<20	<40	**3,040**	**1,980**	**1,060**	**58,900**	**7,110**	<1,000	**66,900**
92558742	MW-19_20210831	MW-19	08/31/2021	<5	**5,270**	<50	<50	<50	<50	<500	<50	<50	<100	<50	<100	<50	<50	<50	**287**	**864**	<200	<50	<200	**60.5**	**146J**	**57.6**	<50	<50	**10,500**	<50	<100	<50	**471**	**104**	<100	**5,130**	**3,350**	**1,780**	**78,300**	**11,600**	**1,330**	**91,200**
92564485	MW-19_20211001	MW-19	10/01/2021	<5.0	**2,500**	<20	<20	<20	<40	<200	<20	<20	<20	<20	<0.6	<20	<20	<20	**160**	**140**	<24	<20	<200	**42**	**48**	**7.2J**	<20	<20	**4,000**	<20	<50	<20	**230**	**66**	<20	**2,680**	**1,700**	**980**	**12,000**	<1,000	**1,400**	NA
92570181	MW-19_20211102	MW-19	11/02/2021	<5	**4,220**	<25	<25	<25	<25	<250	<25	<25	<50	<25	<50	<25	<25	<25	**278**	**559**	<100	<25	<100	**51.3**	**91.1J**	<25	<25	<25	**5,520**	<25	<50	<25	**305**	<25	<50	**3,730**	**2,390**	**1,340**	**41,900**	**7,720**	**1,020**	**50,600**
92570181	DUP-2-20211102	MW-19	11/02/2021	<5	**4,440**	<25	<25	<25	<25	<250	<25	<25	<50	<25	<50	<25	<25	<25	**283**	**607**	<100	<25	<100	**52.7**	**103.J**	**43.2J**	<25	<25	**6,080**	<25	<50	<25	**322**	**90**	<50	**3,780**	**2,430**	**1,350**	**42,900**	**8,080**	**1,040**	**52,000**
92575206	MW-19_20211201	MW-19	12/01/2021	<5	**5,280**	<25	<25	<25	<25	<250	<25	<25	<50	<25	<50	<25	<25	<25	**330**	**959**	<100	**27.6**	<100	**53.2**	**113**	**66.8**	<25	<25	**9,280**	<25	<50	<25	**557**	**156**	<50	**6,020**	**3,920**	**2,100**	**62,000**	**11,800**	<2,500	**75,300**
92581193	MW-19_20220105	MW-19	01/05/2022	**0.19J**	**4,950**	<20	<20	<20	<20	<200	<20	<20	<40	<20	<40	<20	<20	<20	**290**	**557**	<80	<20	<80	**52.4**	**91.6**	**18.2J**	<20	<20	**6,870**	<20	<40	<20	**275**	<20	<40	**3,590**	**2,180**	**1,410**	**45,300**	**7,390**	**842**	**53,500**
92585562	MW-19_20220201	MW-19	02/01/2022	**9.3**	**6,580**	<50	<50	<50	<50	<500	<50	<50	<100	<50	<100	<50	<50	<50	**308**	**1,450**	<200	**43.1J**	<200	**43.7J**	**314**	**120**	<50	<50	**13,300**	<50	<100	<50	**884**	**215**	<100	**8,080**	**5,250**	**2,830**	**75,600**	**13,300**	**2,450**	**91,400**
92590778	MW-19_20220301	MW-19	03/01/2022	**37.7**	**6,260**	<50	<50	<50	<50	<500	<50	<50	<100	<50	<100	<50	<50	<50	**249**	**1,340**	<200	**37.5J**	<200	<50	**244**	**89.8**	<50	<50	**14,400**	<50	<100	<50	**800**	**207**	<100	**8,330**	**5,450**	**2,880**	**104,000**	**19,600**	**3,480**	**127,000**
92597623	MW-19_20220406	MW-19	04/06/2022	<5	**8,540**	<100	<100	<100	<100	<1000	<100	<100	<200	<100	<200	<100	<100	<100	**328**	**1,490**	<400	<100	<400	<100	**276J**	**89.2J**	<100	<100	**22,200**	<100	<200	<100	**944**	**235**	<200	**9,730**	**6,500**	**3,230**	**139,000**	**25,300**	**7,340**	**171,000**
92602787	MW-19_20220504	MW-19	05/04/2022	**6.3**	**6,840**	<50	<50	<50	<50	<500	<50	<50	<100	<50	<100	<50	<50	<50	**312**	**1,210**	<200	**33.7J**	<200	**45.6J**	**243**	**75.6**	<50	<50	**16,400**	<50	<100	<50	**773**	**193**	<100	**7,860**	**5,040**	**2,820**	**136,000**	**17,700**	**3,190**	**157,000**
92607409	MW-19_20220601	MW-19	06/01/2022	<5	**9,240**	<62.5	<62.5	<62.5	<62.5	<625	<62.5	<62.5	<125	<62.5	<125	<62.5	<62.5	<62.5	**353**	**1,460**	<250	<62.5	<250	<62.5	**243J**	**83.8**	<62.5	<62.5	**22,800**	<62.5	<125	<62.5	**956**	**218**	<125	**10,700**	**7,050**	**3,650**	**153,000**	**25,800**	**4,320**	**183,000**

Table 5A
Summary of Monitoring Well Sampling Results

Colonial Pipeline Company
2020-L1-SR2448
Huntersville, North Carolina

Lab Report Number	Sample ID	Well ID	Sample Date	Metals (µg/L)	VOCs (µg/L)																																MADEP VPH (µg/L)			
				Lead	Benzene	Bromobenzene	Bromochloromethane	Bromodichloromethane	Bromoform	Bromomethane	n-Butylbenzene	sec-Butylbenzene	Chloroethane	Chloroform	Chloromethane	2-Chlorotoluene	Dibromochloromethane	1,2-Dichloroethane	Diisopropyl ether	Ethylbenzene	Hexachloro-1,3-butadiene	Isopropylbenzene (Cumene)	Methylene Chloride	Methyl-tert-butyl ether	Naphthalene	n-Propylbenzene	Styrene	Tetrachloroethene	Toluene	Trichloroethene	Trichlorofluoromethane	1,2,3-Trichloropropane	1,2,4-Trimethylbenzene	1,3,5-Trimethylbenzene	Vinyl chloride	Xylene (Total)	m&p-Xylene	o-Xylene	C5 - C8 Aliphatics	C9 - C12 Aliphatics	C9 - C10 Aromatics	VPH (Total)
NCAC 2L Standards				**15**	**1**	**NE**	**NE**	**0.6**	**4**	**10**	**70**	**70**	**3000**	**70**	**3**	**100**	**0.4**	**0.4**	**70**	**600**	**0.4**	**70**	**5**	**20**	**6**	**70**	**70**	**0.7**	**600**	**3**	**2000**	**0.005**	**400**	**400**	**0.03**	**500**	**500**	**500**	**400**	**700**	**200**	**NE**
IMAC Standards				**--**	**--**	**--**	**--**	**--**	**--**	**--**	**--**	**--**	**--**	**--**	**--**	**--**	**--**	**--**	**--**	**--**	**--**	**--**	**--**	**--**	**--**	**--**	**--**	**--**	**--**	**--**	**--**	**--**	**--**	**--**	**--**	**--**	**--**	**--**	**--**	**--**	**--**
MW-20																																										
92494640	MW-20_20200909	MW-20	09/09/2020	<5	<0.5	<0.5	<0.5	<0.5	<0.5	<5	<0.5	<0.5	<1	**0.77**	<1	<0.5	<0.5	<0.5	<0.5	<0.5	<2	<0.5	<2	<0.5	<2	<0.5	<0.5	<0.5	<0.5	<0.5	<1	<0.5	<0.5	<0.5	<1	<1.5	<1	<0.5	<100	<100	<100	<100
92501960	MW-20_20201023	MW-20	10/23/2020	**12.5**	<0.5	<0.5	<0.5	<0.5	<0.5	<5	<0.5	<0.5	<1	**0.57**	<1	<0.5	<0.5	<0.5	<0.5	<0.5	<2	<0.5	<2	<0.5	<2	<0.5	<0.5	<0.5	<0.5	<0.5	<1	<0.5	<0.5	<0.5	<1	<1.5	<1	<0.5	<100	<100	<100	<100
92508881	MW-20_20201201	MW-20	12/01/2020	**26.1**	<0.5	<0.5	<0.5	<0.5	<0.5	<5	<0.5	<0.5	<1	**1.3**	<1	<0.5	<0.5	<0.5	<0.5	<0.5	<2	<0.5	<2	<0.5	<2	<0.5	<0.5	<0.5	<0.5	<0.5	<1	<0.5	<0.5	<0.5	<1	<1.5	<1	<0.5	<100	<100	<100	<100
92514598	MW-20_20210104	MW-20	01/04/2021	**24.4**	<0.5	<0.5	<0.5	<0.5	<0.5	<5	<0.5	<0.5	<1	**0.82**	<1	<0.5	<0.5	<0.5	<0.5	<0.5	<2	<0.5	<2	<0.5	<2	<0.5	<0.5	<0.5	**1.1**	<0.5	<1	<0.5	**2.2**	<0.5	<1	**2.36**	**1.5**	**0.86**	<100	<100	<100	<100
92521555	MW-20_20210210	MW-20	02/10/2021	<5	<0.5	<0.5	<0.5	<0.5	<0.5	<5	<0.5	<0.5	<1	**1.7**	<1	<0.5	<0.5	<0.5	<0.5	<0.5	<2	<0.5	<2	<0.5	<2	<0.5	<0.5	<0.5	<0.5	<0.5	<1	<0.5	<0.5	<0.5	<5	<1.5	<1	<0.5	**192**	<100	<100	**253**
92521555	DUP-1-20210210	MW-20	02/10/2021	**7.8**	<0.5	<0.5	<0.5	<0.5	<0.5	<5	<0.5	<0.5	<1	**1.8**	<1	<0.5	<0.5	<0.5	<0.5	<0.5	<2	<0.5	<2	<0.5	<2	<0.5	<0.5	<0.5	<0.5	<0.5	<1	<0.5	<0.5	<0.5	<1	<1.5	<1	<0.5	<100	<100	<100	<100
92526977	MW-20_20210310	MW-20	03/10/2021	<5	<0.5	<0.5	<0.5	<0.5	<0.5	<5	<0.5	<0.5	<1	**2.0**	<1	<0.5	<0.5	<0.5	<0.5	<0.5	<2	<0.5	<2	<0.5	<2	<0.5	<0.5	<0.5	<0.5	<0.5	<1	<0.5	<0.5	<0.5	<1	<1.5	<1	<0.5	<100	<100	<100	<100
92530256	MW-20_20210407	MW-20	04/07/2021	<5	<0.5	<0.5	<0.5	<0.5	<0.5	<5	<0.5	<0.5	<1	**2.1**	<1	<0.5	<0.5	<0.5	<0.5	<0.5	<2	<0.5	<2	<0.5	<2	<0.5	<0.5	<0.5	<0.5	<0.5	<1	<0.5	<0.5	<0.5	<1	<1.5	<1	<0.5	<50	<50	<50	<50
92537489	MW-20_20210506	MW-20	05/06/2021	<5	<0.5	<0.5	<0.5	**0.45J**	<0.5	<5	<0.5	<0.5	<1	**2.4**	<1	<0.5	<0.5	<0.5	<0.5	<0.5	<2	<0.5	<2	<0.5	<2	<0.5	<0.5	<0.5	<0.5	<0.5	<1	<0.5	<0.5	<0.5	<1	<1.5	<1	<0.5	<50	<50	<50	<50
92542375	MW-20_20210603	MW-20	06/03/2021	<5	<0.5	<0.5	<0.5	**0.52**	<0.5	<5	<0.5	<0.5	<1	**2.8**	<1	<0.5	<0.5	<0.5	<0.5	<0.5	<2	<0.5	<2	<0.5	<2	<0.5	<0.5	<0.5	<0.5	<0.5	<1	<0.5	<0.5	<0.5	<1	<1.5	<1	<0.5	<50	<50	<50	<50
92548168	MW-20_20210707	MW-20	07/07/2021	<5	**0.81**	<0.5	<0.5	**0.58**	<0.5	<5	<0.5	<0.5	<1	**3.3**	<1	<0.5	<0.5	<0.5	<0.5	**0.39J**	<2	<0.5	<2	<0.5	<2	<0.5	<0.5	<0.5	**0.81**	<0.5	<1	<0.5	<0.5	<0.5	<1	**2.32**	**1.6**	**0.72**	<50	<50	<50	<50
92553563	MW-20_20210804	MW-20	08/04/2021	<5	<0.5	<0.5	<0.5	**0.67**	<0.5	<5	<0.5	<0.5	<1	**3.7**	<1	<0.5	<0.5	<0.5	<0.5	<0.5	<2	<0.5	<2	<0.5	<2	<0.5	<0.5	<0.5	<0.5	<0.5	<1	<0.5	<0.5	<0.5	<1	<1.5	<1	<0.5	<50	<50	<50	<50
92559014	MW-20_20210901	MW-20	09/01/2021	<5	<0.5	<0.5	<0.5	**0.64**	<0.5	<5	<0.5	<0.5	<1	**3.7**	<1	<0.5	<0.5	<0.5	**0.53**	<0.5	<2	<0.5	<2	<0.5	<2	<0.5	<0.5	<0.5	<0.5	<0.5	<1	<0.5	<0.5	<0.5	<1	<1.5	<1	<0.5	<50	<50	<50	<50
92563804	MW-20_20210928	MW-20	09/28/2021	<5	<0.5	<0.5	<0.5	**0.67**	<1	<5	<0.5	<0.5	<0.5	**3.7**	<0.6	<0.5	<0.5	<0.5	**0.73**	<0.5	<0.6	<0.5	<5	<0.5	<0.5	<0.5	<0.5	<0.5	<0.5	<0.5	<0.5	<0.5	<0.5	<0.5	<0.5	<1.5	<1	<0.5	<100	<100	<100	NA
92570483	MW-20_20211103	MW-20	11/03/2021	<5	<0.5	<0.5	<0.5	**0.77**	<0.5	<5	<0.5	<0.5	<1	**4.2**	<1	<0.5	<0.5	<0.5	**0.64**	<0.5	<2	<0.5	<2	<0.5	<2	<0.5	<0.5	<0.5	<0.5	<0.5	<1	<0.5	<0.5	<0.5	<1	<1.5	<1	<0.5	<50	<50	<50	<50
92575654	MW-20_20211202	MW-20	12/02/2021	<5	<0.5	<0.5	<0.5	**0.85**	<0.5	<5	<0.5	<0.5	<1	**4.4**	<1	<0.5	<0.5	<0.5	**0.46J**	<0.5	<2	<0.5	<2	<0.5	<2	<0.5	<0.5	<0.5	<0.5	<0.5	<1	<0.5	<0.5	<0.5	<1	<1.5	<1	<0.5	<50	<50	<50	<50
92583376	MW-20_20220106	MW-20	01/06/2022	**2.2J**	<0.5	<0.5	<0.5	**0.84**	<0.5	<5	<0.5	<0.5	<1	**4.1**	<1	<0.5	<0.5	<0.5	**0.59**	<0.5	<2	<0.5	<2	<0.5	<2	<0.5	<0.5	<0.5	<0.5	<0.5	<1	<0.5	<0.5	<0.5	<1	<1.5	<1	<0.5	<50	<50	<50	<50
92585559	MW-20_20220201	MW-20	02/01/2022	**16.0**	<0.5	<0.5	<0.5	**0.66**	<0.5	<5	<0.5	<0.5	<1	**4.0**	<1	<0.5	<0.5	<0.5	**1.3**	<0.5	<2	<0.5	<2	<0.5	<2	<0.5	<0.5	<0.5	<0.5	<0.5	<1	<0.5	<0.5	<0.5	<1	<1.5	<1	<0.5	<50	<50	<50	<50
92590784	MW-20_20220301	MW-20	03/01/2022	**37.9**	<0.5	<0.5	<0.5	**0.81**	<0.5	<5	<0.5	<0.5	<1	**4.2**	<1	<0.5	<0.5	<0.5	**1.6**	<0.5	<2	<0.5	<2	<0.5	<2	<0.5	<0.5	<0.5	<0.5	<0.5	<1	<0.5	<0.5	<0.5	<1	<1.5	<1	<0.5	<50	<50	<50	<50
92598233	MW-20_20220407	MW-20	04/07/2022	**13.8**	<0.5	<0.5	<0.5	**0.54**	<0.5	<5	<0.5	<0.5	<1	**3.9**	<1	<0.5	<0.5	<0.5	<0.5	<0.5	<2	<0.5	<2	<0.5	<2	<0.5	<0.5	<0.5	<0.5	<0.5	<1	<0.5	<0.5	<0.5	<1	<1.5	<1	<0.5	<50	<50	<50	<50
92603086	MW-20_20220505	MW-20	05/05/2022	**1.8J**	<0.5	<0.5	<0.5	**0.66**	<0.5	<5	<0.5	<0.5	<1	**3.2**	<1	<0.5	<0.5	<0.5	<0.5	<0.5	<2	<0.5	<2	<0.5	<2	<0.5	<0.5	<0.5	<0.5	<0.5	<1	<0.5	<0.5	<0.5	<1	<1.5	<1	<0.5	<50	<50	<50	<50
92607872	MW-20_20220603	MW-20	06/03/2022	**3.6J**	<0.5	<0.5	<0.5	**0.62**	<0.5	<5	<0.5	<0.5	<1	**2.8**	<1	<0.5	<0.5	<0.5	<0.5	<0.5	<2	<0.5	<2	<0.5	<2	<0.5	<0.5	<0.5	<0.5	<0.5	<1	<0.5	<0.5	<0.5	<1	<1.5	<1	<0.5	<50	<50	<50	<50
MW-21																																										
92495905	MW-21_20200916	MW-21	09/16/2020	<5	<0.5	<0.5	<0.5	<0.5	<0.5	<5	<0.5	<0.5	<1	**8**	<1	<0.5	<0.5	<0.5	**1.2**	<0.5	<2	<0.5	<2	<0.5	<2	<0.5	<0.5	**1.3**	<0.5	<0.5	<1	<0.5	<0.5	<0.5	<1	<1.5	<1	<0.5	<100	<100	<100	<100
92501343	MW-21_20201020	MW-21	10/20/2020	**8.1**	**38**	<0.5	<0.5	<0.5	<0.5	<5	<0.5	<0.5	<1	**5.8**	<1	<0.5	<0.5	<0.5	**12.2**	**2.2**	<2	<0.5	<2	**4.8**	<2	<0.5	<0.5	**0.93**	**44.9**	<0.5	<1	<0.5	**2.3**	<0.5	<1	**21.9**	**14.2**	**7.7**	**187**	<100	<100	**251**
92508884	MW-21_20201201	MW-21	12/01/2020	**53.7**	**124**	<0.5	<0.5	<0.5	<0.5	<5	<0.5	<0.5	<1	**4.5**	<1	<0.5	<0.5	<0.5	**31.1**	**3.6**	<2	<0.5	<2	**12.2**	<2	<0.5	<0.5	**0.82**	**46.8**	<0.5	<1	<0.5	**7.7**	<0.5	<1	**66.9**	**42.7**	**24.2**	**466**	**121**	<100	**630**
92515075	MW-21_20210106	MW-21	01/06/2021	<5	**726**	<2.5	<2.5	<2.5	<2.5	<25	<2.5	<2.5	<5	<2.5	<5	<2.5	<2.5	<2.5	**108**	**8**	<10	<2.5	<10	**50**	<10	<2.5	<2.5	<2.5	**96.1**	<2.5	<5	<2.5	**28.9**	<2.5	<5	**196.5**	**128**	**68.5**	**2,210**	**456**	**122**	**2,790**
92521555	MW-21_20210210	MW-21	02/10/2021	<5	**1,030**	<5	<5	<5	<5	<50	<5	<5	<10	<5	<10	<5	<5	<5	**130**	**18.7**	<20	<5	<20	**68.7**	**23.3**	<5	<5	<5	**524**	<5	<10	<5	**65.4**	<5	<1	**512**	**330**	**182**	**4,710**	**991**	**269**	**5,970**
92526257	MW-21_20210308	MW-21	03/08/2021	<5	**1,470**	<5	<5	<5	<5	<50	<5	<5	<10	<5	<10	<5	<5	<5	**192**	**20.7**	<20	<5	<20	**92.3**	**20.9**	<5	<5	<5	**156**	<5	<10	<5	**47.7**	<5	<10	**298.4**	**207**	**91.4**	**4,420**	**480**	**236**	**5,140**
92531585	MW-21_20210406	MW-21	04/06/2021	<5	<0.5	<0.5	<0.5	<0.5	<0.5	<5	<0.5	<0.5	<1	**1.3**	<1	<0.5	<0.5	<0.5	**29.2**	<0.5	<2	<0.5	<2	**11.1**	<2	<0.5	<0.5	<0.5	<0.5	<0.5	<1	<0.5	<0.5	<0.5	<1	<1.5	<1	<0.5	<50	<50	**72.6**	**72.6**
92537153	MW-21_20210505	MW-21	05/05/2021	<5	**720**	<2.5	<2.5	<2.5	<2.5	<25	<2.5	<2.5	<5	<2.5	<5	<2.5	<2.5	<2.5	**105**	**4.7**	<10	<2.5	<10	**53.9**	**9.3J**	<2.5	<2.5	<2.5	**33.8**	<2.5	<5	<2.5	**13.5**	<2.5	<5	**72.2**	**72.2**	**34**	**4,670**	**337**	**64.8**	**5,010**
92542352	MW-21_20210603	MW-21	06/03/2021	<5	**1,780**	<6.2	<6.2	<6.2	<6.2	<62.5	<6.2	<6.2	<12.5	<6.2	<12.5	<6.2	<6.2	<6.2	**249**	**8.5**	<25	<6.2	<25	**117**	**43.7**	<6.2	<6.2	<6.2	**90.9**	<6.2	<12.5	<6.2	**32.6**	<6.2	<12.5	**265.3**	**174**	**91.3**	**10,500**	**714**	<125	**11,200**
92548170	MW-21_20210707	MW-21	07/07/2021	<5	**1,490**	<6.2	<6.2	<6.2	<6.2	<62.5	<6.2	<6.2	<12.5	<6.2	<12.5	<6.2	<6.2	<6.2	**181**	**6.1J**	<25	<6.2	<25	**87**	**22.2J**	<6.2	<6.2	<6.2	**68.8**	<6.2	<12.5	<6.2	**26.4**	<6.2	<12.5	**260.9**	**161**	**99.9**	**9,300**	**611**	<200	**10,000**
92553189	MW-21_20210803	MW-21	08/03/2021	<5	**154**	<0.5	<0.5	<0.5	<0.5	<5	<0.5	<0.5	<1	<0.5	<1	<0.5	<0.5	<0.5	**35.3**	<0.5	<2	<0.5	<2	**14.9**	**1.4J**	<0.5	<0.5	<0.5	**2.2**	<0.5	<1	<0.5	**2.3**	**0.95**	<1	**13.9**	**4.8**	**9.1**	**1,050**	<50	<50	**1,080**
92558742	MW-21_20210831	MW-21	08/31/2021	<5	**0.81**	<0.5	<0.5	<0.5	<0.5	<5	<0.5	<0.5	<1	<0.5	<1	<0.5	<0.5	<0.5	**2.9**	<0.5	<2	<0.5	<2	**0.71**	<2	<0.5	<0.5	<0.5	**1.7**	<0.5	<1	<0.5	<0.5	<0.5	<1	<1.5	<1	<0.5	<50	<50	<50	<50
92564485	MW-21_20211001	MW-21	10/01/2021	<5.0	**620**	<5	<5	<5	<10	<50	<5	<5	<5	<5	<0.6	<5	<5	<5	**62**	**2.4J**	<6	**2.0J**	<50	**41**	**6.8**	**1.4J**	<5	<5	**14**	<5	<5	<5	**2.2J**	**1.0J**	<5	**32**	**14**	**18**	**1,400**	<200	<200	NA
92570181	MW-21_20211102	MW-21	11/02/2021	<5	**10.2**	<0.5	<0.5	<0.5	<0.5	<5	<0.5	<0.5	<1	<0.5	<1	<0.5	<0.5	<0.5	**4**	**0.34J**	<2	<0.5	<2	**0.64**	<2	<0.5	<0.5	<0.5	**5.1**	<0.5	<1	<0.5	**1.0**	<0.5	<1	**6.3**	**2.4**	**3.9**	**63.7**	<50	<50	**82.5**
92575206	MW-21_20211201	MW-21	12/01/2021	<5	**66.9**	<0.5	<0.5	<0.5	<0.5	<5	<0.5	<0.5	<1	<0.5	<1	<0.5	<0.5	<0.5	**9**	**2.2**	<2	<0.5	<2	**1.8**	**1.3J**	<0.5	<0.5	<0.5	**31**	<0.5	<1	<0.5	**9.7**	**2.9**	<1	**49**	**18.7**	**30.3**	**396**	**101**	<50	**519**
92580930 92580955	MW-21_20220104	MW-21	01/04/2022	<5	**18.4**	<0.5	<0.5	<0.5	<0.5	<5	<0.5	<0.5	<1	<0.5	<1	<0.5	<0.5	<0.5	**3**	**1.3**	<2	<0.5	<2	**0.66**	**0.79J**	<0.5	<0.5	<0.5	**16.2**	<0.5	<1	<0.5	**4.9**	**1.1**	<1	**19.6**	**7.7**	**11.9**	**127**	<50	<50	**176**
92585562	MW-21_20220201	MW-21	02/01/2022	<5	**43.3**	<0.5	<0.5	<0.5	<0.5	<5	<0.5	<0.5	<1	<0.5	<1	<0.5	<0.5	<0.5	**9.5**	**2.9**	<2	<0.5	<2	**3.7**	**1.1J**	**0.43J**	<0.5	<0.5	**21.9**	<0.5	<1	<0.5	**4.7**	**1.3**	<1	**20.1**	**8.5**	**11.6**	**430**	**53.7**	<50	**505**
92590778	MW-21_20220301	MW-21	03/01/2022	**0.14J**	<0.5	<0.5	<0.5	<0.5	<0.5	<5	<0.5	<0.5	<1	<0.5	<1	<0.5	<0.5	<0.5	<0.5	<0.5	<2	<0.5	<2	<0.5	<2	<0.5	<0.5	<0.5	<0.5	<0.5	<1	<0.5	<0.5	<0.5	<1	<1.5	<1	<0.5	<50	<50	<50	<50
92597241	MW-21_20220405	MW-21	04/05/2022	<5	**494**	<2.5	<2.5	<2.5	<2.5	<25	<2.5	<2.5	<5	<2.5	<5	<2.5	<2.5	<2.5	**78.9**	<2.5	<10	**2.2J**	<10	**40.8**	**18.9**	**1.9J**	<2.5	<2.5	**5.5**	<2.5	<5	<2.5	**6.8**	**2.1J**	<5	**28.8**	**5.2**	**23.6**	**3,240**	**59.7**	<50	**3,340**
92602436	MW-21_20220503	MW-21	05/03/2022	<5	**71.0**	<0.5	<0.5	<0.5	<0.5	<5	<0.5	<0.5	<1	<0.5	<1	<0.5	<0.5	<0.5	**23.6**	<0.5	<2	<0.5	<2	**8.5**	<2	<0.5	<0.5	<0.5	**0.59**	<0.5	<1	<0.5	<0.5	<0.5	<1	**3.4**	<1	**3.4**	**675**	<50	<50	**691**
92607409	MW-21_20220601	MW-21	06/01/2022	<5	**626**	<2.5	<2.5	<2.5	<2.5	<25	<2.5	<2.5	<5	<2.5	<5	<2.5	<2.5	<2.5	**93.8**	<2.5	<10	**2.5J**	<10	**39.5**	**8.9J**	<2.5	<2.5	<2.5	**6.0**	<2.5	<5	<2.5	<2.5	<2.5	<5	**38.4**	**5.2**	**33.2**	**4,040**	**133**	<100	**4,220**
MW-22																																									
92494640	MW-22_20200909	MW-22	09/09/2020	<5	**14.5**	<0.5	<0.5	<0.5	<0.5	<5	<0.5	<0.5	<1	<0.5	<1	<0.5	<0.5	<0.5	**4.4**	<0.5	<2	<0.5	<2	<0.5	<2	<0.5	<0.5	<0.5	<0.5	<0.5	<1	<0.5	<0.5	<0.5	<1	**3.2**	<1	**3.2**	<100	<100	<100	<100
92500608	MW-22_20201007	MW-22	10/07/2020	**9.4**	<0.5	<0.5	<0.5	<0.5	<0.5	<5	<0.5	<0.5	<1	<0.5	<1	<0.5	<0.5	<0.5	**1.8**	<0.5	<2	<0.5	<2	<0.5	<2	<0.5	<0.5	<0.5	<0.5	<0.5	<1	<0.5	<0.5	<0.5	<1	<1.5	<1	<0.5	<100	<100	<100	<100
92501860	MW-22_20201022	MW-22	10/22/2020	<5	<0.5	<0.5	<0.5	<0.5	<0.5	<5	<0.5	<0.5	<1	<0.5	<1	<0.5	<0.5	<0.5	**1.6**	<0.5	<2	<0.5	<2	<0.5	<2	<0.5	<0.5	<0.5	**0.5**	<0.5	<1	<0.5	<0.5	<0.5	<1	<1.5	<1	<0.5	<100	<100	<100	<100
MW-23																																									
92496816	MW-23_20200920	MW-23	09/20/2020	<5	<0.5	<0.5	<0.5	**6.1**	<0.5	<5	<0.5	<0.5	<1	**36.9**	<1	<0.5	**1.5**	<0.5	<0.5	<0.5	<2	<0.5	<2	<0.5	<2	<0.5	<0.5	<0.5	<0.5	<0.5	<1	<0.5	<0.5	<0.5	<1	<1.5	<1	<0.5	<100	<100	<100	<100
92531585	MW-23_20210406	MW-23	04/06/2021	<5	<0.5	<0.5	<0.5	<0.5	<0.5	<5	<0.5	<0.5	<1	<0.5	<1	<0.5	<0.5	<0.5	<0.5	<0.5	<2	<0.5	<2	<0.5	<2	<0.5	<0.5	<0.5	<0.5	<0.5	<1	<0.5	<0.5	<0.5	<1	<1.5	<1	<0.5	<50	<50	<50	<50
92500605	MW-23R_20201007	MW-23	10/07/2020	**32.2**	<0.5	<0.5	<0.5	**0.56**	<0.5	<5	<0.5	<0.5	<1	**3.2**	<1	<0.5	<0.5	<0.5	<0.5	<0.5	<2	<0.5	<2	<0.5	<2	<0.5	<0.5	<0.5	<0.5	<0.5	<1	<0.5	<0.5	<0.5	<1	<1.5	<1	<0.5	<100	<100	<100	<100
92501343	MW-23R_20201020	MW-23	10/20/2020	**94.4**	<0.5	<0.5	<0.5	<0.5	<0.5	<5	<0.5	<0.5	<1	**1.7**	<1	<0.5	<0.5	<0.5	<0.5	<0.5	<2	<0.5	<2	<0.5	<2	<0.5	<0.5	<0.5	<0.5	<0.5	<1	<0.5	<0.5	<0.5	<1	<1.5	<1	<0.5	<100	<100	<100	<100

Table 5A
Summary of Monitoring Well Sampling Results

Colonial Pipeline Company
2020-L1-SR2448
Huntersville, North Carolina

Lab Report Number	Sample ID	Well ID	Sample Date	Metals (µg/L)	VOCs (µg/L)																																	MADEP VPH (µg/L)			
				Lead	Benzene	Bromobenzene	Bromochloromethane	Bromodichloromethane	Bromoform	Bromomethane	n-Butylbenzene	sec-Butylbenzene	Chloroethane	Chloroform	Chloromethane	2-Chlorotoluene	Dibromochloromethane	1,2-Dichloroethane	Diisopropyl ether	Ethylbenzene	Hexachloro-1,3-butadiene	Isopropylbenzene (Cumene)	Methylene Chloride	Methyl-tert-butyl ether	Naphthalene	n-Propylbenzene	Styrene	Tetrachloroethene	Toluene	Trichloroethene	Trichlorofluoromethane	1,2,3-Trichloropropane	1,2,4-Trimethylbenzene	1,3,5-Trimethylbenzene	Vinyl chloride	Xylene (Total)	m&p-Xylene	o-Xylene	C5 - C8 Aliphatics	C9 - C12 Aliphatics	C9 - C10 Aromatics	VPH (Total)
NCAC 2L Standards				**15**	**1**	**NE**	**NE**	**0.6**	**4**	**10**	**70**	**70**	**3000**	**70**	**3**	**100**	**0.4**	**0.4**	**70**	**600**	**0.4**	**70**	**5**	**20**	**6**	**70**	**70**	**0.7**	**600**	**3**	**2000**	**0.005**	**400**	**400**	**0.03**	**500**	**500**	**500**	**400**	**700**	**200**	**NE**
IMAC Standards				**--**	**--**	**--**	**--**	**--**	**--**	**--**	**--**	**--**	**--**	**--**	**--**	**--**	**--**	**--**	**--**	**--**	**--**	**--**	**--**	**--**	**--**	**--**	**--**	**--**	**--**	**--**	**--**	**--**	**--**	**--**	**--**	**--**	**--**	**--**	**--**	**--**	**--**
92508884	MW-23_20201201	MW-23	12/01/2020	**24.7**	<0.5	<0.5	<0.5	<0.5	<0.5	<5	<0.5	<0.5	<1	**0.97**	<1	<0.5	<0.5	<0.5	<0.5	<0.5	<2	<0.5	<2	<0.5	<2	<0.5	<0.5	<0.5	<0.5	<0.5	<1	<0.5	<0.5	<0.5	<1	<1.5	<1	<0.5	<100	<100	<100	<100
92515075	MW-23_20210106	MW-23	01/06/2021	**85.1**	<0.5	<0.5	<0.5	<0.5	<0.5	<5	<0.5	<0.5	<1	**0.61**	<1	<0.5	<0.5	<0.5	<0.5	<0.5	<2	<0.5	<2	<0.5	<2	<0.5	<0.5	<0.5	<0.5	<0.5	<1	<0.5	<0.5	<0.5	<1	<1.5	<1	<0.5	<100	<100	<100	<100
92521555	MW-23_20210210	MW-23	02/10/2021	<5	<0.5	<0.5	<0.5	<0.5	<0.5	<5	<0.5	<0.5	<1	<0.5	<1	<0.5	<0.5	<0.5	<0.5	<0.5	<2	<0.5	<2	<0.5	<2	<0.5	<0.5	<0.5	<0.5	<0.5	<1	<0.5	<0.5	<0.5	<10	<1.5	<1	<0.5	<100	<100	<100	<100
92526257	MW-23_20210308	MW-23	03/08/2021	<5	<0.5	<0.5	<0.5	<0.5	<0.5	<5	<0.5	<0.5	<1	<0.5	<1	<0.5	<0.5	<0.5	<0.5	<0.5	<2	<0.5	<2	<0.5	<2	<0.5	<0.5	<0.5	<0.5	<0.5	<1	<0.5	<0.5	<0.5	<1	<1.5	<1	<0.5	<100	<100	<100	<100
92537153	MW-23_20210505	MW-23	05/05/2021	<5	<0.5	<0.5	<0.5	<0.5	<0.5	<5	<0.5	<0.5	<1	<0.5	<1	<0.5	<0.5	<0.5	<0.5	<0.5	<2	<0.5	<2	<0.5	<2	<0.5	<0.5	<0.5	<0.5	<0.5	<1	<0.5	<0.5	<0.5	<1	<1	<1	<0.5	<50	<50	<50	<50
92542352	MW-23_20210603	MW-23	06/03/2021	<5	<0.5	<0.5	<0.5	<0.5	<0.5	<5	<0.5	<0.5	<1	<0.5	<1	<0.5	<0.5	<0.5	<0.5	<0.5	<2	<0.5	<2	<0.5	<2	<0.5	<0.5	<0.5	<0.5	<0.5	<1	<0.5	<0.5	<0.5	<1	<1.5	<1	<0.5	<50	<50	<50	<50
92548170	MW-23_20210707	MW-23	07/07/2021	<5	<0.5	<0.5	<0.5	<0.5	<0.5	<5	<0.5	<0.5	<1	<0.5	<1	<0.5	<0.5	<0.5	<0.5	<0.5	<2	<0.5	<2	<0.5	<2	<0.5	<0.5	<0.5	<0.5	<0.5	<1	<0.5	<0.5	<0.5	<1	<1.5	<1	<0.5	<50	<50	<50	<50
92553189	MW-23_20210803	MW-23	08/03/2021	<5	<0.5	<0.5	<0.5	<0.5	<0.5	<5	<0.5	<0.5	<1	<0.5	<1	<0.5	<0.5	<0.5	<0.5	<0.5	<2	<0.5	<2	<0.5	<2	<0.5	<0.5	<0.5	<0.5	<0.5	<1	<0.5	<0.5	<0.5	<1	<1.5	<1	<0.5	<50	<50	<50	<50
92559332	MW-23_20210902	MW-23	09/02/2021	<5	<0.5	<0.5	<0.5	<0.5	<0.5	<5	<0.5	<0.5	<1	<0.5	<1	<0.5	<0.5	<0.5	<0.5	<0.5	<2	<0.5	<2	<0.5	<2	<0.5	<0.5	<0.5	<0.5	<0.5	<1	<0.5	<0.5	<0.5	<1	<1.5	<1	<0.5	<50	<50	<50	<50
92564485	MW-23_20211001	MW-23	10/01/2021	<5.0	<0.5	<0.5	<0.5	<0.5	<1	<5	<0.5	<0.5	<0.5	<0.5	<0.6	<0.5	<0.5	<0.5	<0.5	<0.5	<0.6	<0.5	<5	<0.5	<0.5	<0.5	<0.5	<0.5	<0.5	<0.5	<0.5	<0.5	<0.5	<0.5	<0.5	<1.5	<1	<0.5	<100	<100	<100	NA
92564485	DUP-1-20211001	MW-23	10/01/2021	<5	<0.5	<0.5	<0.5	<0.5	<1	<5	<0.5	<0.5	<0.5	<0.5	<0.6	<0.5	<0.5	<0.5	<0.5	<0.5	<0.6	<0.5	<5	<0.5	<0.5	<0.5	<0.5	<0.5	<0.5	<0.5	<0.5	<0.5	<0.5	<0.5	<0.5	<1.5	<1	<0.5	<100	<100	<100	NA
92570181	MW-23_20211102	MW-23	11/02/2021	<5	<0.5	<0.5	<0.5	<0.5	<0.5	<5	<0.5	<0.5	<1	<0.5	<1	<0.5	<0.5	<0.5	<0.5	<0.5	<2	<0.5	<2	<0.5	<2	<0.5	<0.5	<0.5	<0.5	<0.5	<1	<0.5	<0.5	<0.5	<1	<1.5	<1	<0.5	<50	<50	<50	<50
92575206	MW-23_20211201	MW-23	12/01/2021	<5	<0.5	<0.5	<0.5	<0.5	<0.5	<5	<0.5	<0.5	<1	<0.5	<1	<0.5	<0.5	<0.5	<0.5	<0.5	<2	<0.5	<2	<0.5	<2	<0.5	<0.5	<0.5	<0.5	<0.5	<1	<0.5	<0.5	<0.5	<1	<1.5	<1	<0.5	<50	<50	<50	<50
92581193	MW-23_20220105	MW-23	01/05/2022	**0.75J**	**0.59**	<0.5	<0.5	<0.5	<0.5	<5	<0.5	<0.5	<1	<0.5	<1	<0.5	<0.5	<0.5	<0.5	<0.5	<2	<0.5	<2	<0.5	<2	<0.5	<0.5	<0.5	**1.9**	<0.5	<1	<0.5	<0.5	<0.5	<1	**0.47J**	<1	**0.47J**	<50	<50	<50	<50
92585562	MW-23_20220201	MW-23	02/01/2022	<5	<0.5	<0.5	<0.5	<0.5	<0.5	<5	<0.5	<0.5	<1	<0.5	<1	<0.5	<0.5	<0.5	<0.5	<0.5	<2	<0.5	<2	<0.5	<2	<0.5	<0.5	<0.5	<0.5	<0.5	<1	<0.5	<0.5	<0.5	<1	<1.5	<1	<0.5	<50	<50	<50	<50
92590778	MW-23_20220301	MW-23	03/01/2022	**0.28J**	<0.5	<0.5	<0.5	<0.5	<0.5	<5	<0.5	<0.5	<1	<0.5	<1	<0.5	<0.5	<0.5	<0.5	<0.5	<2	<0.5	<2	<0.5	<2	<0.5	<0.5	<0.5	<0.5	<0.5	<1	<0.5	<0.5	<0.5	<1	<1.5	<1	<0.5	<50	<50	<50	<50
92597250	MW-23_20220405	MW-23	04/05/2022	<5	<0.5	<0.5	<0.5	<0.5	<0.5	<5	<0.5	<0.5	<1	<0.5	<1	<0.5	<0.5	<0.5	<0.5	<0.5	<2	<0.5	<2	<0.5	<2	<0.5	<0.5	<0.5	<0.5	<0.5	<1	<0.5	<0.5	<0.5	<1	<1.5	<1	<0.5	<50	<50	<50	<50
92602436	MW-23_20220503	MW-23	05/03/2022	**1.8J**	<0.5	<0.5	<0.5	<0.5	<0.5	<5	<0.5	<0.5	<1	<0.5	<1	<0.5	<0.5	<0.5	<0.5	<0.5	<2	<0.5	<2	<0.5	<2	<0.5	<0.5	<0.5	<0.5	<0.5	<1	<0.5	<0.5	<0.5	<1	<1.5	<1	<0.5	<50	<50	<50	<50
92607409	MW-23_20220601	MW-23	06/01/2022	**9.2**	<0.5	<0.5	<0.5	<0.5	<0.5	<5	<0.5	<0.5	<1	<0.5	<1	<0.5	<0.5	<0.5	<0.5	<0.5	<2	<0.5	<2	<0.5	<2	<0.5	<0.5	<0.5	<0.5	<0.5	<1	<0.5	<0.5	<0.5	<1	<1.5	<1	<0.5	<50	<50	<50	<50
MW-25R																																										
92495103	MW-25_20200911	MW-25	09/11/2020	<10	<0.5	<0.5	<0.5	<0.5	<0.5	<5	<0.5	<0.5	<1	<0.5	<1	<0.5	<0.5	<0.5	<0.5	<0.5	<2	<0.5	<2	<0.5	<2	<0.5	<0.5	<0.5	<0.5	<0.5	<1	<0.5	<0.5	<0.5	<1	<1.5	<1	<0.5	<100	<100	<100	<100
92501960	MW-25_20201023	MW-25	10/23/2020	**97.9**	<0.5	<0.5	<0.5	<0.5	<0.5	<5	<0.5	<0.5	<1	<0.5	<1	<0.5	<0.5	<0.5	<0.5	<0.5	<2	<0.5	<2	<0.5	<2	<0.5	<0.5	<0.5	<0.5	<0.5	<1	<0.5	<0.5	<0.5	<1	<1.5	<1	<0.5	<100	<100	<100	<100
92508881	MW-25_20201201	MW-25	12/01/2020	**142**	<0.5	<0.5	<0.5	<0.5	<0.5	<5	<0.5	<0.5	<1	<0.5	<1	<0.5	<0.5	<0.5	<0.5	<0.5	<2	<0.5	<2	<0.5	<2	<0.5	<0.5	<0.5	<0.5	<0.5	<1	<0.5	<0.5	<0.5	<1	<1.5	<1	<0.5	<100	<100	<100	<100
92514598	MW-25_20210104	MW-25	01/04/2021	**160**	<0.5	<0.5	<0.5	<0.5	<0.5	<5	<0.5	<0.5	<1	<0.5	<1	<0.5	<0.5	<0.5	<0.5	<0.5	<2	<0.5	<2	<0.5	<2	<0.5	<0.5	<0.5	<0.5	<0.5	<1	<0.5	<0.5	<0.5	<1	<1.5	<1	<0.5	<100	<100	<100	<100
92521237	MW-25_20210209	MW-25	02/09/2021	<5	<0.5	<0.5	<0.5	<0.5	<0.5	<5	<0.5	<0.5	<1	**0.99**	<1	<0.5	<0.5	<0.5	<0.5	<0.5	<2	<0.5	<2	<0.5	<2	<0.5	<0.5	<0.5	<0.5	<0.5	<1	<0.5	<0.5	<0.5	<1	<1.5	<1	<0.5	<100	<100	<100	<100
92526977	MW-25_20210310	MW-25	03/10/2021	**11.4**	<0.5	<0.5	<0.5	<0.5	<0.5	<5	<0.5	<0.5	<1	**1.5**	<1	<0.5	<0.5	<0.5	<0.5	<0.5	<2	<0.5	<2	<0.5	<2	<0.5	<0.5	<0.5	<0.5	<0.5	<1	<0.5	<0.5	<0.5	<1	<1.5	<1	<0.5	<100	<100	<100	<100
92532417	MW-25_20210408	MW-25	04/08/2021	**10.1**	<0.5	<0.5	<0.5	<0.5	<0.5	<5	<0.5	<0.5	<1	**1.4**	<1	<0.5	<0.5	<0.5	<0.5	<0.5	<2	<0.5	<2	<0.5	<2	<0.5	<0.5	<0.5	<0.5	<0.5	<1	<0.5	<0.5	<0.5	<1	<1.5	<1	<0.5	<50	<50	<50	<50
92537489	MW-25_20210506	MW-25	05/06/2021	<5	<0.5	<0.5	<0.5	<0.5	<0.5	<5	<0.5	<0.5	<1	**1.3**	<1	<0.5	<0.5	<0.5	<0.5	<0.5	<2	<0.5	<2	<0.5	<2	<0.5	<0.5	<0.5	<0.5	<0.5	<1	<0.5	<0.5	<0.5	<1	<1.5	<1	<0.5	<50	<50	<50	<50
92542375	MW-25_20210603	MW-25	06/03/2021	<5	<0.5	<0.5	<0.5	**0.32J**	<0.5	<5	<0.5	<0.5	<1	<0.5	<1	<0.5	<0.5	<0.5	<0.5	<0.5	<2	<0.5	<2	<0.5	<2	<0.5	<0.5	<0.5	<0.5	<0.5	<1	<0.5	<0.5	<0.5	<1	<1.5	<1	<0.5	<50	<50	<50	<50
92548787	MW-25_20210709	MW-25	07/09/2021	<5	**3.9**	<0.5	<0.5	**0.33J**	<0.5	<5	<0.5	<0.5	<1	**1.9**	<1	<0.5	<0.5	<0.5	**0.73**	<0.5	<2	<0.5	<2	<0.5	<2	<0.5	<0.5	<0.5	**1.2**	<0.5	<1	<0.5	**0.59**	<0.5	<1	**7.5**	**5.0**	**2.5**	<50	<50	<50	<50
92553563	MW-25_20210804	MW-25	08/04/2021	**25.6**	**9.7**	<0.5	<0.5	**0.54J**	<0.5	<5	<0.5	<0.5	<1	**2.5**	<1	<0.5	<0.5	<0.5	**3.1**	<0.5	<2	<0.5	<2	<0.5	<2	<0.5	<0.5	<0.5	**9.3**	<0.5	<1	<0.5	<0.5	<0.5	<1	**9.8**	**5.3**	**4.5**	**136**	<50	<50	**166**
92559360	MW-25_20210902	MW-25	09/02/2021	<5	**95.9**	<0.5	<0.5	<0.5	<0.5	<5	<0.5	<0.5	<1	**2.3**	<1	<0.5	<0.5	<0.5	**5.8**	**8.7**	<2	**1.2**	<2	<0.5	**5.5**	**1.8**	<0.5	<0.5	**172**	<0.5	<1	<0.5	**24.7**	<0.5	<1	**239.8**	**157**	**82.8**	**1,840**	**535**	**69.4**	**2,450**
92564084	MW-25_20210929	MW-25	09/29/2021	<5.0	**66**	<0.5	<0.5	**0.55**	<0.5	<2	**0.14J**	**0.12J**	<0.5	**2.2**	<2	<0.5	<0.5	<0.5	**5.3**	**1.4**	<0.6	**1.3**	<5	**0.24J**	**4.1**	**1.4**	**0.10J**	<0.5	**130**	<0.5	<0.5	<0.5	**21**	**6.1**	<0.5	**224**	**140**	**84**	**690**	<100	**120**	NA
92570483	MW-25_20211103	MW-25	11/03/2021	**20.4**	**151**	<0.5	<0.5	**0.39J**	<0.5	<5	<0.5	<0.5	<1	**2.4**	<1	<0.5	<0.5	<0.5	**15.6**	**6.1**	<2	**1.2**	<2	**0.69**	**4.3**	**1.7**	<0.5	<0.5	**177**	<0.5	<1	<0.5	**22.2**	**6.1**	<1	**228.1**	**142**	**86.1**	**1,720**	**450**	**65.1**	**2,230**
92575462	MW-25_20211201	MW-25	12/01/2021	<5	**208**	<1	<1	<1	<1	<10	<1	<1	<2	**2.2**	**1.8J**	<1	<1	<1	**14.6**	**9.1**	<4	**1.4**	<4	<1	**7.2**	<1	<1	<1	**255**	<1	<2	<1	**26.9**	<1	<2	**276**	**164**	**112**	**2,440**	**552**	**81.9**	**3,080**
92583209	MW-25_20220105	MW-25	01/05/2022	**9.5**	**814**	<5	<5	<5	<5	<50	<5	<5	<10	<5	<10	<5	<5	<5	**67.3**	**21.1**	<20	**4.4J**	<20	<5	**25.9**	**7.2**	<5	<5	**911**	<5	<10	<5	**87.2**	**26.3**	<10	**1,067**	**661**	**406**	**11,600**	**2,360**	**284**	**14,300**
92598325	MW-25R_20220408	MW-25R	04/08/2022	<5	**36.3**	<2.5	<2.5	<2.5	<2.5	<25	<2.5	<2.5	<5	<2.5	<5	<2.5	<2.5	<2.5	<2.5	**51.7**	<10	**4.1**	<10	<2.5	**14.1**	**8.6**	<2.5	<2.5	**418**	<2.5	<5	<2.5	**94.5**	**28.7**	<5	**579**	**382**	**197**	**2,850**	**1,440**	**396**	**4,690**
92603263	MW-25R_20220506	MW-25R	05/06/2022	<5	**53.1**	<1	<1	<1	<1	<10	<1	<1	<2	**1.4**	<2	<1	<1	<1	**4.1**	**6.9**	<4	<1	<4	<1	**5.5**	**0.86J**	<1	<1	**234**	<1	<2	<1	**62.1**	**26.9**	<2	**540**	**326**	**214**	**3,940**	**1,380**	**426**	**5,750**
92607872	MW-25R_20220603	MW-25R	06/03/2022	<5	**104**	<1	<1	<1	<1	<10	**5.1**	<1	<2	**2.2**	<2	<1	<1	<1	**16.0**	**20.6**	<4	**2.2**	<4	**1.9**	**11.5**	**2.9**	<1	<1	**254**	<1	<2	<1	**121**	**42.8**	<2	**673**	**416**	**257**	**3,870**	**1,440**	**546**	**5,860**
MW-26																																									
92494640	MW-26_20200909	MW-26	09/09/2020	<5	**7.7**	<0.5	<0.5	<0.5	<0.5	<5	<0.5	<0.5	<1	<0.5	<1	<0.5	<0.5	<0.5	**1.3**	**1.8**	<2	<0.5	<2	<0.5	<2	<0.5	<0.5	<0.5	**22.6**	<0.5	<1	<0.5	**0.69**	<0.5	<1	**9.5**	**6.4**	**3.1**	<100	<100	<100	**114**
MW-27																																									
92494640	MW-27_20200909	MW-27	09/09/2020	<5	<0.5	<0.5	<0.5	<0.5	<0.5	<5	<0.5	<0.5	<1	<0.5	<1	<0.5	<0.5	<0.5	<0.5	<0.5	<2	<0.5	<2	<0.5	<2	<0.5	<0.5	<0.5	<0.5	<0.5	<1	<0.5	<0.5	<0.5	<1	<1.5	<1	<0.5	<100	<100	<100	<100
92501860	MW-27_20201022	MW-27	10/22/2020	**18.4**	<0.5	<0.5	<0.5	<0.5	<0.5	<5	<0.5	<0.5	<1	<0.5	<1	<0.5	<0.5	<0.5	<0.5	<0.5	<2	<0.5	<2	<0.5	<2	<0.5	<0.5	<0.5	<0.5	<0.5	<1	<0.5	<0.5	<0.5	<1	<1.5	<1	<0.5	<100	<100	<100	<100
92508536	MW-27_20201130	MW-27	11/30/2020	**24.8**	<0.5	<0.5	<0.5	<0.5	<0.5	<5	<0.5	<0.5	<1	<0.5	<1	<0.5	<0.5	<0.5	<0.5	<0.5	<2	<0.5	<2	<0.5	<2	<0.5	<0.5	<0.5	<0.5	<0.5	<1	<0.5	<0.5	<0.5	<1	<1.5	<1	<0.5	<100	<100	<100	<100
92514598	MW-27_20210104	MW-27	01/04/2021	**35.1**	<0.5	<0.5	<0.5	<0.5	<0.5	<5	<0.5	<0.5	<1	<0.5	<1	<0.5	<0.5	<0.5	<0.5	<0.5	<2	<0.5	<2	<0.5	<2	<0.5	<0.5	<0.5	<0.5	<0.5	<1	<0.5	<0.5	<0.5	<1	<1.5	<1	<0.5	<100	<100	<100	<100
92521237	MW-27_20210209	MW-27	02/09/2021	<5	<0.5	<0.5	<0.5	<0.5	<0.5	<5	<0.5	<0.5	<1	<0.5	<1	<0.5	<0.5	<0.5	<0.5	<0.5	<2	<0.5	<2	<0.5	<2	<0.5	<0.5	<0.5	<0.5	<0.5	<1	<0.5	<0.5	<0.5	<1	<1.5	<1	<0.5	<100	<100	<100	<100
92526977	MW-27_20210310	MW-27	03/10/2021	<5	<0.5	<0.5	<0.5	<0.5	<0.5	<5	<0.5	<0.5	<1	<0.5	<1	<0.5	<0.5	<0.5	<0.5	<0.5	<2	<0.5	<2	<0.5	<2	<0.5	<0.5	<0.5	<0.5	<0.5	<1	<0.5	<0.5	<0.5	<1	<1.5	<1	<0.5	<100	<100	<100	<100
92532417	MW-27_20210408	MW-27	04/08/2021	<5	<0.5	<0.5	<0.5	<0.5	<0.5	<5	<0.5	<0.5	<1	<0.5	<1	<0.5	<0.5	<0.5	<0.5	<0.5	<2	<0.5	<2	<0.5	<2	<0.5	<0.5	<0.5	<0.5	<0.5	<1	<0.5	<0.5	<0.5	<1	<1.5	<1	<0.5	<50	<50	<50	<50
92537489	MW-27_20210506	MW-27	05/06/2021	<5	<0.5	<0.5	<0.5	<0.5	<0.5	<5	<0.5	<0.5	<1	<0.5	<1	<0.5	<0.5	<0.5	<0.5	<0.5	<2	<0.5	<2	<0.5	<2	<0.5	<0.5	<0.5	<0.5	<0.5	<1	<0.5	<0.5	<0.5	<1	<1.5	<1	<0.5	<50	<50	<50	<50
92542375	MW-27_20210603	MW-27	06/03/2021	<5	<0.5	<0.5	<0.5	<0.5	<0.5	<5	<0.5	<0.5	<1	<0.5	<1	<0.5	<0.5	<0.5	<0.5	<0.5	<2	<0.5	<2	<0.5	<2	<0.5	<0.5	<0.5	<0.5	<0.5	<1	<0.5	<0.5	<0.5	<1	<1.5	<1	<0.5	<50	<50	<50	<50
92548527	MW-27_20210708	MW-27	07/08/2021	<5	<0.5	<0.5	<0.5	<0.5	<0.5	<5	<0.5	<0.5	<1	<0.5	<1	<0.5	<0.5	<0.5	<0.5	<0.5	<2	<0.5	<2	<0.5	<2	<0.5	<0.5	<0.5	<0.5	<0.5	<1	<0.5	<0.5	<0.5	<1	<1.5	<1	<0.5	<50	<50	<50	<50
92554137	MW-27_20210805	MW-27	08/05/2021	<5	<0.5	<0.5	<0.5	<0.5	<0.5	<5	<0.5	<0.5	<1	<0.5	<1	<0.5	<0.5	<0.5	<0.5	<0.5	<2	<0.5	<2	<0.5	<2	<0.5	<0.5	<0.5	<0.5	<0.5	<1	<0.5	<0.5	<0.5	<1	<1.5	<1	<0.5	<50	<50	<50	<50
92559014	MW-27_20210901	MW-27	09/01/2021	<5	<0.5	<0.5	<0.5	<0.5	<0.5	<5	<0.5	<0.5	<1	<0.5	<1	<0.5	<0.5	<0.5	<0.5	<0.5	<2	<0.5	<2	<0.5	<2	<0.5	<0.5	<0.5	<0.5	<0.5	<1	<0.5	<0.5	<0.5	<1	<1.5	<1	<0.5	<50	<50	<50	<50
92563487	MW-27_20210927	MW-27	09/27/2021	<5	<0.5	<0.5	<0.5	<0.5	<0.5	<2	<0.5	<0.5	<0.5	<0.5	<1	<0.5	<0.5	<0.5	<0.5	<0.5	<0.6	<0.5	<5	<0.5	<0.5	<0.5	<0.5	<0.5	<0.5	<0.5	<0.5	<0.5	<0.5	<0.5	<0.5	<1.5	<1	<0.5	<100	<100	<100	NA
92570483	MW-27_20211103	MW-27	11/03/2021	**5.0**	<0.5	<0.5	<0.5	<0.5	<0.5	<5	<0.5	<0.5	<1	<0.5	<1	<0.5	<0.5	<0.5	<0.5	<0.5	<2	<0.5	<2	<0.5	<2	<0.5	<0.5	<0.5	<0.5	<0.5	<1	<0.5	**0.89**	<0.5	<1	**1.51**	**1.0**	**0.51**	<50	<50	<50	<50

Table 5A
Summary of Monitoring Well Sampling Results

Colonial Pipeline Company
2020-L1-SR2448
Huntersville, North Carolina

Lab Report Number	Sample ID	Well ID	Sample Date	Metals (µg/L)	VOCs (µg/L)																																MADEP VPH (µg/L)			
				Lead	Benzene	Bromobenzene	Bromochloromethane	Bromodichloromethane	Bromoform	Bromomethane	n-Butylbenzene	sec-Butylbenzene	Chloroethane	Chloroform	Chloromethane	2-Chlorotoluene	Dibromochloromethane	1,2-Dichloroethane	Diisopropyl ether	Ethylbenzene	Hexachloro-1,3-butadiene	Isopropylbenzene (Cumene)	Methylene Chloride	Methyl-tert-butyl ether	Naphthalene	n-Propylbenzene	Styrene	Tetrachloroethene	Toluene	Trichloroethene	Trichlorofluoromethane	1,2,3-Trichloropropane	1,2,4-Trimethylbenzene	1,3,5-Trimethylbenzene	Vinyl chloride	Xylene (Total)	m&p-Xylene	o-Xylene	C5 - C8 Aliphatics	C9 - C12 Aliphatics	C9 - C10 Aromatics	VPH (Total)
NCAC 2L Standards				**15**	**1**	**NE**	**NE**	**0.6**	**4**	**10**	**70**	**70**	**3000**	**70**	**3**	**100**	**0.4**	**0.4**	**70**	**600**	**0.4**	**70**	**5**	**20**	**6**	**70**	**70**	**0.7**	**600**	**3**	**2000**	**0.005**	**400**	**400**	**0.03**	**500**	**500**	**500**	**400**	**700**	**200**	**NE**
IMAC Standards				**--**	**--**	**--**	**--**	**--**	**--**	**--**	**--**	**--**	**--**	**--**	**--**	**--**	**--**	**--**	**--**	**--**	**--**	**--**	**--**	**--**	**--**	**--**	**--**	**--**	**--**	**--**	**--**	**--**	**--**	**--**	**--**	**--**	**--**	**--**	**--**	**--**	**--**
92583376	MW-27_20220106	MW-27	01/06/2022	**18.8**	<0.5	<0.5	<0.5	<0.5	<0.5	<5	<0.5	<0.5	<1	<0.5	<1	<0.5	<0.5	<0.5	<0.5	<0.5	<2	<0.5	<2	<0.5	<2	<0.5	<0.5	<0.5	<0.5	<0.5	<1	<0.5	<0.5	<0.5	<1	<1.5	<1	<0.5	<50	<50	<50	<50
92585900	MW-27_20220202	MW-27	02/02/2022	**74.0**	<0.5	<0.5	<0.5	<0.5	<0.5	<5	<0.5	<0.5	<1	<0.5	<1	<0.5	<0.5	<0.5	<0.5	<0.5	<2	<0.5	<2	<0.5	<2	<0.5	<0.5	<0.5	<0.5	<0.5	<1	<0.5	<0.5	<0.5	<1	<1.5	<1	<0.5	<50	<50	<50	<50
92590784	MW-27_20220301	MW-27	03/01/2022	**39.1**	<0.5	<0.5	<0.5	<0.5	<0.5	<5	<0.5	<0.5	<1	<0.5	<1	<0.5	<0.5	<0.5	<0.5	<0.5	<2	<0.5	<2	<0.5	<2	<0.5	<0.5	<0.5	<0.5	<0.5	<1	<0.5	<0.5	<0.5	<1	<1.5	<1	<0.5	<50	<50	<50	<50
92597624	MW-27_20220406	MW-27	04/06/2022	**13.4**	<0.5	<0.5	<0.5	<0.5	<0.5	<5	<0.5	<0.5	<1	<0.5	<1	<0.5	<0.5	<0.5	<0.5	<0.5	<2	<0.5	<2	<0.5	<2	<0.5	<0.5	<0.5	<0.5	<0.5	<1	<0.5	<0.5	<0.5	<1	<1.5	<1	<0.5	<50	<50	<50	<50
92603263	MW-27_20220506	MW-27	05/06/2022	**3.8J**	<0.5	<0.5	<0.5	<0.5	<0.5	<5	<0.5	<0.5	<1	<0.5	<1	<0.5	<0.5	<0.5	<0.5	<0.5	<2	<0.5	<2	<0.5	<2	<0.5	<0.5	<0.5	<0.5	<0.5	<1	<0.5	<0.5	<0.5	<1	<1.5	<1	<0.5	<50	<50	<50	<50
92607679	MW-27_20220602	MW-27	06/02/2022	**2.6J**	<0.5	<0.5	<0.5	<0.5	<0.5	<5	<0.5	<0.5	<1	<0.5	<1	<0.5	<0.5	<0.5	<0.5	<0.5	<2	<0.5	<2	<0.5	<2	<0.5	<0.5	<0.5	<0.5	<0.5	<1	<0.5	<0.5	<0.5	<1	<1.5	<1	<0.5	<50	<50	<50	<50
MW-28																																										
92494923	MW-28_20200909	MW-28	09/09/2020	<25	<0.5	<0.5	<0.5	<0.5	<0.5	<5	<0.5	<0.5	<1	<0.5	<1	<0.5	<0.5	<0.5	<0.5	<0.5	<2	<0.5	<2	<0.5	<2	<0.5	<0.5	<0.5	<0.5	<0.5	<1	<0.5	<0.5	<0.5	<1	<1.5	<1	<0.5	<100	<100	<100	<100
92501355	MW-28_20201020	MW-28	10/20/2020	**27.6**	<0.5	<0.5	<0.5	<0.5	<0.5	<5	<0.5	<0.5	<1	<0.5	<1	<0.5	<0.5	<0.5	<0.5	<0.5	<2	<0.5	<2	<0.5	<2	<0.5	<0.5	<0.5	<0.5	<0.5	<1	<0.5	<0.5	<0.5	<1	<1.5	<1	<0.5	<100	<100	<100	<100
92509253	MW-28_20201202	MW-28	12/02/2020	**58.8**	<0.5	<0.5	<0.5	<0.5	<0.5	<5	<0.5	<0.5	<1	<0.5	<1	<0.5	<0.5	<0.5	<0.5	<0.5	<2	<0.5	<2	<0.5	<2	<0.5	<0.5	<0.5	<0.5	<0.5	<1	<0.5	<0.5	<0.5	<1	<1.5	<1	<0.5	<100	<100	<100	<100
92515075	MW-28_20210106	MW-28	01/06/2021	**45**	<0.5	<0.5	<0.5	<0.5	<0.5	<5	<0.5	<0.5	<1	<0.5	<1	<0.5	<0.5	<0.5	<0.5	<0.5	<2	<0.5	<2	<0.5	<2	<0.5	<0.5	<0.5	<0.5	<0.5	<1	<0.5	<0.5	<0.5	<1	<1.5	<1	<0.5	<100	<100	<100	<100
92521839	MW-28_20210211	MW-28	02/11/2021	<5	<0.5	<0.5	<0.5	<0.5	<0.5	<5	<0.5	<0.5	<1	<0.5	<1	<0.5	<0.5	<0.5	<0.5	<0.5	<2	<0.5	<2	<0.5	<2	<0.5	<0.5	<0.5	<0.5	<0.5	<1	<0.5	<0.5	<0.5	<1	<1.5	<1	<0.5	<100	<100	<100	<100
92526257	MW-28_20210308	MW-28	03/08/2021	**9.4**	<0.5	<0.5	<0.5	<0.5	<0.5	<5	<0.5	<0.5	<1	<0.5	<1	<0.5	<0.5	<0.5	<0.5	<0.5	<2	<0.5	<2	<0.5	<2	<0.5	<0.5	<0.5	<0.5	<0.5	<1	<0.5	<0.5	<0.5	<1	<1.5	<1	<0.5	<100	<100	<100	<100
92531853	MW-28_20210407	MW-28	04/07/2021	<5	<0.5	<0.5	<0.5	<0.5	<0.5	<5	<0.5	<0.5	<1	<0.5	<1	<0.5	<0.5	<0.5	<0.5	<0.5	<2	<0.5	<2	<0.5	<2	<0.5	<0.5	<0.5	<0.5	<0.5	<1	<0.5	<0.5	<0.5	<1	<1.5	<1	<0.5	<50	<50	<50	<50
92537153	MW-28_20210505	MW-28	05/05/2021	<5	<0.5	<0.5	<0.5	<0.5	<0.5	<5	<0.5	<0.5	<1	<0.5	<1	<0.5	<0.5	<0.5	<0.5	<0.5	<2	<0.5	<2	<0.5	<2	<0.5	<0.5	<0.5	<0.5	<0.5	<1	<0.5	<0.5	<0.5	<1	<1.5	<1	<0.5	<50	<50	<50	<50
92541992	MW-28_20210602	MW-28	06/02/2021	<5	<0.5	<0.5	<0.5	<0.5	<0.5	<5	<0.5	<0.5	<1	<0.5	<1	<0.5	<0.5	<0.5	<0.5	<0.5	<2	<0.5	<2	<0.5	<2	<0.5	<0.5	<0.5	<0.5	<0.5	<1	<0.5	<0.5	<0.5	<1	<1.5	<1	<0.5	<50	<50	<50	<50
92548170	MW-28_20210707	MW-28	07/07/2021	<5	<0.5	<0.5	<0.5	<0.5	<0.5	<5	<0.5	<0.5	<1	<0.5	<1	<0.5	<0.5	<0.5	<0.5	<0.5	<2	<0.5	<2	<0.5	<2	<0.5	<0.5	<0.5	<0.5	<0.5	<1	<0.5	<0.5	<0.5	<1	<1.5	<1	<0.5	<50	<50	<50	<50
92553519	MW-28_20210804	MW-28	08/04/2021	<5	<0.5	<0.5	<0.5	<0.5	<0.5	<5	<0.5	<0.5	<1	<0.5	<1	<0.5	<0.5	<0.5	<0.5	<0.5	<2	<0.5	<2	<0.5	<2	<0.5	<0.5	<0.5	<0.5	<0.5	<1	<0.5	<0.5	<0.5	<1	<1.5	<1	<0.5	<50	<50	<50	<50
92553519	DUP-1-20210804	MW-28	08/04/2021	<5	<0.5	<0.5	<0.5	<0.5	<0.5	<5	<0.5	<0.5	<1	<0.5	<1	<0.5	<0.5	<0.5	<0.5	<0.5	<2	<0.5	<2	<0.5	<2	<0.5	<0.5	<0.5	<0.5	<0.5	<1	<0.5	<0.5	<0.5	<1	<1.5	<1	<0.5	<50	<50	<50	<50
92559332	MW-28_20210902	MW-28	09/02/2021	<5	<0.5	<0.5	<0.5	<0.5	<0.5	<5	<0.5	<0.5	<1	<0.5	<1	<0.5	<0.5	<0.5	<0.5	<0.5	<2	<0.5	<2	<0.5	<2	<0.5	<0.5	<0.5	<0.5	<0.5	<1	<0.5	<0.5	<0.5	<1	<1.5	<1	<0.5	<50	<50	<50	<50
92564333	MW-28_20210930	MW-28	09/30/2021	<5.0	<0.5	<0.5	<0.5	<0.5	<1	<5	<0.5	<0.5	<0.5	<0.5	<0.6	<0.5	<0.5	<0.5	<0.5	<0.5	<5	<0.5	<0.6	<0.5	<5	<0.5	<0.5	<0.5	<0.5	<0.5	<0.5	<0.5	<0.5	<0.5	<0.5	<1.5	<1	<0.5	<100	<100	<100	NA
92571046	MW-28_20211105	MW-28	11/05/2021	<5	<0.5	<0.5	<0.5	<0.5	<0.5	<5	<0.5	<0.5	<1	<0.5	<1	<0.5	<0.5	<0.5	<0.5	<0.5	<2	<0.5	<2	<0.5	<2	<0.5	<0.5	<0.5	<0.5	<0.5	<1	<0.5	<0.5	<0.5	<1	<1.5	<1	<0.5	<50	<50	<50	<50
92575206	MW-28_20211201	MW-28	12/01/2021	<5	<0.5	<0.5	<0.5	<0.5	<0.5	<5	<0.5	<0.5	<1	<0.5	<1	<0.5	<0.5	<0.5	<0.5	<0.5	<2	<0.5	<2	<0.5	<2	<0.5	<0.5	<0.5	<0.5	<0.5	<1	<0.5	<0.5	<0.5	<1	<1.5	<1	<0.5	<50	<50	<50	<50
92575206	DUP-2-20211201	MW-28	12/01/2021	<5	<0.5	<0.5	<0.5	<0.5	<0.5	<5	<0.5	<0.5	<1	<0.5	<1	<0.5	<0.5	<0.5	<0.5	<0.5	<2	<0.5	<2	<0.5	<2	<0.5	<0.5	<0.5	<0.5	<0.5	<1	<0.5	<0.5	<0.5	<1	<1.5	<1	<0.5	<50	<50	<50	<50
92580903 92580955	MW-28_20220104	MW-28	01/04/2022	**0.61J**	<0.5	<0.5	<0.5	<0.5	<0.5	<5	<0.5	<0.5	<1	<0.5	<1	<0.5	<0.5	<0.5	<0.5	<0.5	<2	<0.5	<2	<0.5	<2	<0.5	<0.5	<0.5	<0.5	<0.5	<1	<0.5	<0.5	<0.5	<1	<1.5	<1	<0.5	<50	<50	<50	<50
92585562	MW-28_20220201	MW-28	02/01/2022	**4.7J**	<0.5	<0.5	<0.5	<0.5	<0.5	<5	<0.5	<0.5	<1	<0.5	<1	<0.5	<0.5	<0.5	<0.5	<0.5	<2	<0.5	<2	<0.5	<2	<0.5	<0.5	<0.5	<0.5	<0.5	<1	<0.5	<0.5	<0.5	<1	<1.5	<1	<0.5	<50	<50	<50	<50
92585562	DUP-1-20220201	MW-28	02/01/2022	<5	<0.5	<0.5	<0.5	<0.5	<0.5	<5	<0.5	<0.5	<1	<0.5	<1	<0.5	<0.5	<0.5	<0.5	<0.5	<2	<0.5	<2	<0.5	<2	<0.5	<0.5	<0.5	<0.5	<0.5	<1	<0.5	<0.5	<0.5	<1	<1.5	<1	<0.5	<50	<50	<50	<50
92590778	MW-28_20220301	MW-28	03/01/2022	**2.6J**	<0.5	<0.5	<0.5	<0.5	<0.5	<5	<0.5	<0.5	<1	<0.5	<1	<0.5	<0.5	<0.5	<0.5	<0.5	<2	<0.5	<2	<0.5	<2	<0.5	<0.5	<0.5	<0.5	<0.5	<1	<0.5	<0.5	<0.5	<1	<1.5	<1	<0.5	<50	<50	<50	<50
92597250	MW-28_20220405	MW-28	04/05/2022	<5	<0.5	<0.5	<0.5	<0.5	<0.5	<5	<0.5	<0.5	<1	<0.5	<1	<0.5	<0.5	<0.5	<0.5	<0.5	<2	<0.5	<2	<0.5	<2	<0.5	<0.5	<0.5	<0.5	<0.5	<1	<0.5	<0.5	<0.5	<1	<1.5	<1	<0.5	<50	<50	<50	<50
92597250	DUP-2-20220405	MW-28	04/05/2022	<5	<0.5	<0.5	<0.5	<0.5	<0.5	<5	<0.5	<0.5	<1	<0.5	<1	<0.5	<0.5	<0.5	<0.5	<0.5	<2	<0.5	<2	<0.5	<2	<0.5	<0.5	<0.5	<0.5	<0.5	<1	<0.5	<0.5	<0.5	<1	<1.5	<1	<0.5	<50	<50	<50	<50
92602436	MW-28_20220503	MW-28	05/03/2022	**1.5J**	<0.5	<0.5	<0.5	<0.5	<0.5	<5	<0.5	<0.5	<1	<0.5	<1	<0.5	<0.5	<0.5	<0.5	<0.5	<2	<0.5	<2	<0.5	<2	<0.5	<0.5	<0.5	<0.5	<0.5	<1	<0.5	<0.5	<0.5	<1	<1.5	<1	<0.5	<50	<50	<50	<50
92602436	DUP-1-20220503	MW-28	05/03/2022	<5	<0.5	<0.5	<0.5	<0.5	<0.5	<5	<0.5	<0.5	<1	<0.5	<1	<0.5	<0.5	<0.5	<0.5	<0.5	<2	<0.5	<2	<0.5	<2	<0.5	<0.5	<0.5	<0.5	<0.5	<1	<0.5	<0.5	<0.5	<1	<1.5	<1	<0.5	<50	<50	<50	<50
92607409	MW-28_20220601	MW-28	06/01/2022	<5	<0.5	<0.5	<0.5	<0.5	<0.5	<5	<0.5	<0.5	<1	<0.5	<1	<0.5	<0.5	<0.5	<0.5	<0.5	<2	<0.5	<2	<0.5	<2	<0.5	<0.5	<0.5	<0.5	<0.5	<1	<0.5	<0.5	<0.5	<1	<1.5	<1	<0.5	<50	<50	<50	<50
MW-29																																										
92495241	MW-29_20200913	MW-29	09/13/2020	<5	<0.5	<0.5	<0.5	<0.5	<0.5	<5	<0.5	<0.5	<1	**2.8**	<1	<0.5	<0.5	<0.5	<0.5	<0.5	<2	<0.5	<2	<0.5	<2	<0.5	<0.5	<0.5	<0.5	<0.5	<1	<0.5	<0.5	<0.5	<1	<1.5	<1	<0.5	<100	<100	<100	<100
92501860	MW-29_20201022	MW-29	10/22/2020	<5	<0.5	<0.5	<0.5	<0.5	<0.5	<5	<0.5	<0.5	<1	**0.77**	<1	<0.5	<0.5	<0.5	<0.5	<0.5	<2	<0.5	<2	<0.5	<2	<0.5	<0.5	<0.5	<0.5	<0.5	<1	<0.5	<0.5	<0.5	<1	<1.5	<1	<0.5	<100	<100	<100	<100
92509560	MW-29_20201203	MW-29	12/03/2020	**23.7**	<0.5	<0.5	<0.5	<0.5	<0.5	<5	<0.5	<0.5	<1	<0.5	<1	<0.5	<0.5	<0.5	<0.5	<0.5	<2	<0.5	<2	<0.5	<2	<0.5	<0.5	<0.5	<0.5	<0.5	<1	<0.5	<0.5	<0.5	<1	<1.5	<1	<0.5	<100	<100	<100	<100
92514898	MW-29_20210105	MW-29	01/05/2021	**5.1**	<0.5	<0.5	<0.5	<0.5	<0.5	<5	<0.5	<0.5	<1	<0.5	<1	<0.5	<0.5	<0.5	<0.5	<0.5	<2	<0.5	<2	<0.5	<2	<0.5	<0.5	<0.5	<0.5	<0.5	<1	<0.5	<0.5	<0.5	<1	<1.5	<1	<0.5	<100	<100	<100	<100
92521237	MW-29_20210209	MW-29	02/09/2021	<5	<0.5	<0.5	<0.5	<0.5	<0.5	<5	<0.5	<0.5	<1	<0.5	<1	<0.5	<0.5	<0.5	<0.5	<0.5	<2	<0.5	<2	<0.5	<2	<0.5	<0.5	<0.5	**1**	<0.5	<1	<0.5	<0.5	<0.5	<1	<1.5	<1	<0.5	<100	<100	<100	<100
92514898	Dup-1-20210105	MW-29	01/05/2021	**5.6**	<0.5	<0.5	<0.5	<0.5	<0.5	<5	<0.5	<0.5	<1	<0.5	<1	<0.5	<0.5	<0.5	<0.5	<0.5	<2	<0.5	<2	<0.5	<2	<0.5	<0.5	<0.5	<0.5	<0.5	<1	<0.5	<0.5	<0.5	<1	<1.5	<1	<0.5	<100	<100	<100	<100
92527327	MW-29_20210311	MW-29	03/11/2021	<5	**2.3**	<0.5	<0.5	<0.5	<0.5	<5	<0.5	<0.5	<1	<0.5	<1	<0.5	<0.5	<0.5	**1.2**	<0.5	<2	<0.5	<2	<0.5	<2	<0.5	<0.5	<0.5	**6.3**	<0.5	<1	<0.5	<0.5	<0.5	<1	**2.74**	**1.8**	**0.94**	<50	<50	<50	<50
92532417	MW-29_20210409	MW-29	04/09/2021	<5	**12.1**	<0.5	<0.5	<0.5	<0.5	<5	<0.5	<0.5	<1	<0.5	<1	<0.5	<0.5	<0.5	**15.8**	<0.5	<2	<0.5	<2	**0.7**	<2	<0.5	<0.5	<0.5	**23.2**	<0.5	<1	<0.5	**0.59**	<0.5	<1	**9.6**	**5.9**	**3.7**	**191**	<50	<50	**191**
92537784	MW-29_20210507	MW-29	05/07/2021	<5	**785**	<5	<5	<5	<5	<50	<5	<5	<10	<5	<10	<5	<5	<5	**96.6**	**34**	<20	<5	<20	**8.9**	**7.4J**	<5	<5	<5	**1,170**	<5	<10	<5	**45**	<5	<10	**597**	**381**	**216**	**8,060**	**1,250**	**151**	**9,310**
92542375	MW-29_20210603	MW-29	06/03/2021	<5	**1,170**	<10	<10	<10	<10	<100	<10	<10	<20	**10.7**	<20	**8.0J**	<10	**8.4J**	**161**	**38.6**	<40	<10	<40	**22.2**	**27.8J**	<10	**6.6J**	<10	**2,400**	<10	<20	<10	**78.2**	<10	<20	**774**	**495**	**279**	**19,000**	**2,100**	<500	**21,100**
92548787	MW-29_20210709	MW-29	07/09/2021	<5	**2,000**	<12.5	<12.5	<12.5	<12.5	<125	<12.5	<12.5	<25	<12.5	<25	<12.5	<12.5	<12.5	**236**	**117**	<50	<12.5	<50	**43.3**	**24.6J**	<12.5	<12.5	<12.5	**3,860**	<12.5	<25	<12.5	**133**	<12.5	<25	**1,380**	**901**	**479**	**28,300**	**2,870**	<500	**31,600**
92548787	DUP-2-20210709	MW-29	07/09/2021	<5	**1,950**	<12.5	<12.5	<12.5	<12.5	<125	<12.5	<12.5	<25	<12.5	<25	<12.5	<12.5	<12.5	**229**	**115**	<50	<12.5	**80**	**46.7**	**60.6**	<12.5	<12.5	<12.5	**3,640**	<12.5	<25	<12.5	**137**	<12.5	<25	**1,310**	**853**	**457**	**31,100**	**3,250**	<500	**34,900**
92554137	MW-29_20210805	MW-29	08/05/2021	<5	**2,360**	<20	<20	<20	<20	<200	<20	<20	<40	<20	<40	<20	<20	<20	**278**	**122**	<80	<20	<80	**38**	**26.4J**	<20	<20	<20	**4,970**	<20	<40	<20	**167**	<20	<40	**1,639**	**1,080**	**559**	**42,800**	**4,580**	<1,000	**48,100**
92559360	MW-29_20210902	MW-29	09/02/2021	<5	**2,380**	<20	<20	<20	<20	<200	<20	<20	<40	<20	<40	<20	<20	<20	**262**	**63.1**	<80	<20	<80	**32**	**42.7J**	<20	<20	<20	**4,360**	<20	<40	<20	**158**	<20	<40	**1,722**	**1,120**	**602**	**29,300**	**3,360**	<625	**33,100**
MW-30																																									
92495103	MW-30_20200911	MW-30	09/11/2020	<5	<0.5	<0.5	<0.5	<0.5	<0.5	<5	<0.5	<0.5	<1	<0.5	<1	<0.5	<0.5	<0.5	<0.5	<0.5	<2	<0.5	<2	<0.5	<2	<0.5	<0.5	<0.5	<0.5	<0.5	<1	<0.5	<0.5	<0.5	<1	<1.5	<1	<0.5	<100	<100	<100	<100
92501616	MW-30_20201021	MW-30	10/21/2020	<5	<0.5	<0.5	<0.5	<0.5	<0.5	<5	<0.5	<0.5	<1	**0.58**	<1	<0.5	<0.5	<0.5	<0.5	<0.5	<2	<0.5	<2	<0.5	<2	<0.5	<0.5	<0.5	<0.5	<0.5	<1	<0.5	<0.5	<0.5	<1	<1.5	<1	<0.5	<100	<100	<100	<100
92508536	MW-30_20201130	MW-30	11/30/2020	<5	<0.5	<0.5	<0.5	<0.5	<0.5	<5	<0.5	<0.5	<1	<0.5	<1	<0.5	<0.5	<0.5	<0.5	<0.5	<2	<0.5	<2	<0.5	<2	<0.5	<0.5	<0.5	<0.5	<0.5	<1	<0.5	<0.5	<0.5	<1	<1.5	<1	<0.5	<100	<100	<100	<100
92514598	MW-30_20210104	MW-30	01/04/2021	<5	<0.5	<0.5	<0.5	<0.5	<0.5	<5	<0.5	<0.5	<1	<0.5	<1	<0.5	<0.5	<0.5	<0.5	<0.5	<2	<0.5	<2	<0.5	<2	<0.5	<0.5	<0.5	<0.5	<0.5	<1	<0.5	<0.5	<0.5	<1	<1.5	<1	<0.5	<100	<100	<100	<100
92521237	MW-30_20210209	MW-30	02/09/2021	<5	<0.5	<0.5	<0.5	<0.5	<0.5	<5	<0.5	<0.5	<1	<0.5	<1	<0.5	<0.5	<0.5	<0.5	<0.5	<2	<0.5	<2	<0.5	<2	<0.5	<0.5	<0.5	<0.5	<0.5	<1	<0.5	<0.5	<0.5	<1	<1.5	<1	<0.5	<100	<100	<100	<100
92521237	DUP-1-20210209	MW-30	02/09/2021	<5	<0.5	<0.5	<0.5	<0.5	<0.5	<5	<0.5	<0.5	<1	<0.5	<1	<0.5	<0.5	<0.5	<0.5	<0.5	<2	<0.5	<2	<0.5	<2	<0.5	<0.5	<0.5	<0.5	<0.5	<1	<0.5	<0.5	<0.5	<1	<1.5	<1	<0.5	<100	<100	<100	<100

Table 5A
Summary of Monitoring Well Sampling Results

Colonial Pipeline Company
2020-L1-SR2448
Huntersville, North Carolina

Lab Report Number	Sample ID	Well ID	Sample Date	Metals (µg/L)	VOCs (µg/L)																																MADEP VPH (µg/L)			
				Lead	Benzene	Bromobenzene	Bromochloromethane	Bromodichloromethane	Bromoform	Bromomethane	n-Butylbenzene	sec-Butylbenzene	Chloroethane	Chloroform	Chloromethane	2-Chlorotoluene	Dibromochloromethane	1,2-Dichloroethane	Diisopropyl ether	Ethylbenzene	Hexachloro-1,3-butadiene	Isopropylbenzene (Cumene)	Methylene Chloride	Methyl-tert-butyl ether	Naphthalene	n-Propylbenzene	Styrene	Tetrachloroethene	Toluene	Trichloroethene	Trichlorofluoromethane	1,2,3-Trichloropropane	1,2,4-Trimethylbenzene	1,3,5-Trimethylbenzene	Vinyl chloride	Xylene (Total)	m&p-Xylene	o-Xylene	C5 - C8 Aliphatics	C9 - C12 Aliphatics	C9 - C10 Aromatics	VPH (Total)
NCAC 2L Standards				**15**	**1**	**NE**	**NE**	**0.6**	**4**	**10**	**70**	**70**	**3000**	**70**	**3**	**100**	**0.4**	**0.4**	**70**	**600**	**0.4**	**70**	**5**	**20**	**6**	**70**	**70**	**0.7**	**600**	**3**	**2000**	**0.005**	**400**	**400**	**0.03**	**500**	**500**	**500**	**400**	**700**	**200**	**NE**
IMAC Standards				**--**	**--**	**--**	**--**	**--**	**--**	**--**	**--**	**--**	**--**	**--**	**--**	**--**	**--**	**--**	**--**	**--**	**--**	**--**	**--**	**--**	**--**	**--**	**--**	**--**	**--**	**--**	**--**	**--**	**--**	**--**	**--**	**--**	**--**	**--**	**--**	**--**	**--**
92527327	MW-30_20210311	MW-30	03/11/2021	<5	<0.5	<0.5	<0.5	<0.5	<0.5	<5	<0.5	<0.5	<1	<0.5	<1	<0.5	<0.5	<0.5	<0.5	<0.5	<2	<0.5	<2	<0.5	<2	<0.5	<0.5	<0.5	<0.5	<0.5	<1	<0.5	<0.5	<0.5	<1	<1.5	<1	<0.5	<50	<50	<50	<50
92532417	MW-30_20210409	MW-30	04/09/2021	<5	<0.5	<0.5	<0.5	<0.5	<0.5	<5	<0.5	<0.5	<1	<0.5	<1	<0.5	<0.5	<0.5	<0.5	<0.5	<2	<0.5	<2	<0.5	<2	<0.5	<0.5	<0.5	<0.5	<0.5	<1	<0.5	<0.5	<0.5	<1	<1.5	<1	<0.5	<50	<50	<50	<50
92537784	MW-30_20210507	MW-30	05/07/2021	<5	<0.5	<0.5	<0.5	<0.5	<0.5	<5	<0.5	<0.5	<1	<0.5	<1	<0.5	<0.5	<0.5	<0.5	<0.5	<2	<0.5	<2	<0.5	<2	<0.5	<0.5	<0.5	<0.5	<0.5	<1	<0.5	<0.5	<0.5	<1	<1.5	<1	<0.5	<50	<50	<50	<50
92541993	MW-30_20210602	MW-30	06/02/2021	<5	**0.69**	<0.5	<0.5	<0.5	<0.5	<5	<0.5	<0.5	<1	<0.5	<1	<0.5	<0.5	<0.5	<0.5	<0.5	<2	<0.5	<2	<0.5	<2	<0.5	<0.5	<0.5	**3.2**	<0.5	<1	<0.5	**0.66**	<0.5	<1	**8.9**	**6**	**2.9**	<50	<50	<50	<50
92548787	MW-30_20210709	MW-30	07/09/2021	<5	<0.5	<0.5	<0.5	<0.5	<0.5	<5	<0.5	<0.5	<1	<0.5	<1	<0.5	<0.5	<0.5	<0.5	<0.5	<2	<0.5	<2	<0.5	<2	<0.5	<0.5	<0.5	<0.5	<0.5	<1	<0.5	<0.5	<0.5	<1	<1.5	<1	<0.5	<50	<50	<50	<50
92553563	MW-30_20210804	MW-30	08/04/2021	<5	<0.5	<0.5	<0.5	<0.5	<0.5	<5	<0.5	<0.5	<1	<0.5	<1	<0.5	<0.5	<0.5	<0.5	<0.5	<2	<0.5	<2	<0.5	<2	<0.5	<0.5	<0.5	<0.5	<0.5	<1	<0.5	<0.5	<0.5	<1	<1.5	<1	<0.5	<50	<50	<50	<50
92559360	MW-30_20210902	MW-30	09/02/2021	<5	<0.5	<0.5	<0.5	<0.5	<0.5	<5	<0.5	<0.5	<1	<0.5	<1	<0.5	<0.5	<0.5	<0.5	<0.5	<2	<0.5	<2	<0.5	<2	<0.5	<0.5	<0.5	<0.5	<0.5	<1	<0.5	<0.5	<0.5	<1	<1.5	<1	<0.5	<50	<50	<50	<50
92564084	MW-30_20210929	MW-30	09/29/2021	<5.0	<0.5	<0.5	<0.5	<0.5	<0.5	<2	<0.5	<0.5	<0.5	<0.5	<2	<0.5	<0.5	<0.5	<0.5	<0.5	<0.6	<0.5	<5	<0.5	<0.5	<0.5	<0.5	<0.5	<0.5	<0.5	<0.5	<0.5	<0.5	<0.5	<0.5	<1.5	<1	<0.5	<100	<100	<100	NA
92570816	MW-30_20211104	MW-30	11/04/2021	<5	<0.5	<0.5	<0.5	<0.5	<0.5	<5	<0.5	<0.5	<1	<0.5	<1	<0.5	<0.5	<0.5	<0.5	<0.5	<2	<0.5	<2	<0.5	<2	<0.5	<0.5	<0.5	<0.5	<0.5	<1	<0.5	<0.5	<0.5	<1	<1.5	<1	<0.5	<50	<50	<50	<50
92575462	MW-30_20211201	MW-30	12/01/2021	<5	<0.5	<0.5	<0.5	<0.5	<0.5	<5	<0.5	<0.5	<1	<0.5	<1	<0.5	<0.5	<0.5	<0.5	<0.5	<2	<0.5	<2	<0.5	<2	<0.5	<0.5	<0.5	<0.5	<0.5	<1	<0.5	<0.5	<0.5	<1	<1.5	<1	<0.5	<50	<50	<50	<50
92583376	MW-30_20220106	MW-30	01/06/2022	<5	<0.5	<0.5	<0.5	<0.5	<0.5	<5	<0.5	<0.5	<1	<0.5	<1	<0.5	<0.5	<0.5	<0.5	<0.5	<2	<0.5	<2	<0.5	<2	<0.5	<0.5	<0.5	<0.5	<0.5	<1	<0.5	<0.5	<0.5	<1	<1.5	<1	<0.5	<50	<50	<50	<50
92586178	MW-30_20220203	MW-30	02/03/2022	<5	<0.5	<0.5	<0.5	<0.5	<0.5	<5	<0.5	<0.5	<1	<0.5	<1	<0.5	<0.5	<0.5	<0.5	<0.5	<2	<0.5	<2	<0.5	<2	<0.5	<0.5	<0.5	<0.5	<0.5	<1	<0.5	<0.5	<0.5	<1	<1.5	<1	<0.5	<50	<50	<50	<50
92586178	DUP-2-20220203	MW-30	02/03/2022	<5	<0.5	<0.5	<0.5	<0.5	<0.5	<5	<0.5	<0.5	<1	<0.5	<1	<0.5	<0.5	<0.5	<0.5	<0.5	<2	<0.5	<2	<0.5	<2	<0.5	<0.5	<0.5	<0.5	<0.5	<1	<0.5	<0.5	<0.5	<1	<1.5	<1	<0.5	<50	<50	<50	<50
92591327	MW-30_20220303	MW-30	03/03/2022	**11.5**	<0.5	<0.5	<0.5	<0.5	<0.5	<5	<0.5	<0.5	<1	<0.5	<1	<0.5	<0.5	<0.5	<0.5	<0.5	<2	<0.5	<2	<0.5	<2	<0.5	<0.5	<0.5	<0.5	<0.5	<1	<0.5	<0.5	<0.5	<1	<1.5	<1	<0.5	<50	<50	<50	<50
92598233	MW-30_20220407	MW-30	04/07/2022	<5	<0.5	<0.5	<0.5	<0.5	<0.5	<5	<0.5	<0.5	<1	<0.5	<1	<0.5	<0.5	<0.5	<0.5	<0.5	<2	<0.5	<2	<0.5	<2	<0.5	<0.5	<0.5	<0.5	<0.5	<1	<0.5	<0.5	<0.5	<1	<1.5	<1	<0.5	<50	<50	<50	<50
92603086	MW-30_20220505	MW-30	05/05/2022	<5	<0.5	<0.5	<0.5	<0.5	<0.5	<5	<0.5	<0.5	<1	<0.5	<1	<0.5	<0.5	<0.5	<0.5	<0.5	<2	<0.5	<2	<0.5	<2	<0.5	<0.5	<0.5	<0.5	<0.5	<1	<0.5	<0.5	<0.5	<1	<1.5	<1	<0.5	<50	<50	<50	<50
92607679	MW-30_20220602	MW-30	06/02/2022	**2.9J**	<0.5	<0.5	<0.5	<0.5	<0.5	<5	<0.5	<0.5	<1	<0.5	<1	<0.5	<0.5	<0.5	<0.5	<0.5	<2	<0.5	<2	<0.5	<2	<0.5	<0.5	<0.5	<0.5	<0.5	<1	<0.5	<0.5	<0.5	<1	<1.5	<1	<0.5	<50	<50	<50	<50
MW-31																																										
92495239	MW-31_20200913	MW-31	09/13/2020	<5	**0.56**	<0.5	<0.5	<0.5	<0.5	<5	<0.5	<0.5	<1	**1.7**	<1	<0.5	<0.5	<0.5	<0.5	<0.5	<2	<0.5	<2	<0.5	<2	<0.5	<0.5	<0.5	**3.1**	<0.5	<1	<0.5	**0.61**	<0.5	<1	**3.5**	**2.3**	**1.2**	<100	<100	<100	<100
92500605	MW-31_20201007	MW-31	10/07/2020	<5	<0.5	<0.5	<0.5	<0.5	<0.5	<5	<0.5	<0.5	<1	**3.0**	<1	<0.5	<0.5	<0.5	<0.5	<0.5	<2	<0.5	<2	<0.5	<2	<0.5	<0.5	<0.5	**0.5**	<0.5	<1	<0.5	<0.5	<0.5	<1	<1.5	<1	<0.5	<100	<100	<100	<100
92501343	MW-31_20201020	MW-31	10/20/2020	<5	<0.5	<0.5	<0.5	<0.5	<0.5	<5	<0.5	<0.5	<1	**1.4**	<1	<0.5	<0.5	<0.5	<0.5	<0.5	<2	<0.5	<2	<0.5	<2	<0.5	<0.5	<0.5	<0.5	<0.5	<1	<0.5	<0.5	<0.5	<1	<1.5	<1	<0.5	<100	<100	<100	<100
92509252	MW-31_20201202	MW-31	12/02/2020	**12.2**	<0.5	<0.5	<0.5	<0.5	<0.5	<5	<0.5	<0.5	<1	**3.1**	<1	<0.5	<0.5	<0.5	<0.5	<0.5	<2	<0.5	<2	<0.5	<2	<0.5	<0.5	<0.5	<0.5	<0.5	<1	<0.5	<0.5	<0.5	<1	<1.5	<1	<0.5	<100	<100	<100	<100
92515075	MW-31_20210106	MW-31	01/06/2021	**16.6**	<0.5	<0.5	<0.5	<0.5	<0.5	<5	<0.5	<0.5	<1	**2.1**	<1	<0.5	<0.5	<0.5	<0.5	<0.5	<2	<0.5	<2	<0.5	<2	<0.5	<0.5	<0.5	<0.5	<0.5	<1	<0.5	<0.5	<0.5	<1	<1.5	<1	<0.5	<100	<100	<100	<100
92521555	MW-31_20210210	MW-31	02/10/2021	<5	<0.5	<0.5	<0.5	<0.5	<0.5	<5	<0.5	<0.5	<1	**1.3**	<1	<0.5	<0.5	<0.5	<0.5	<0.5	<2	<0.5	<2	<0.5	<2	<0.5	<0.5	<0.5	<0.5	<0.5	<1	<0.5	<0.5	<0.5	<1	<1.5	<1	<0.5	<100	<100	<100	<100
92526257	MW-31_20210308	MW-31	03/08/2021	<5	<0.5	<0.5	<0.5	<0.5	<0.5	<5	<0.5	<0.5	<1	**1.0**	<1	<0.5	<0.5	<0.5	<0.5	<0.5	<2	<0.5	<2	<0.5	<2	<0.5	<0.5	<0.5	<0.5	<0.5	<1	<0.5	<0.5	<0.5	<1	<1.5	<1	<0.5	<100	<100	<100	<100
92531585	MW-31_20210406	MW-31	04/06/2021	<5	<0.5	<0.5	<0.5	<0.5	<0.5	<5	<0.5	<0.5	<1	**0.86**	<1	<0.5	<0.5	<0.5	<0.5	<0.5	<2	<0.5	<2	<0.5	<2	<0.5	<0.5	<0.5	<0.5	<0.5	<1	<0.5	<0.5	<0.5	<1	<1.5	<1	<0.5	<50	<50	<50	<50
92536746	MW-31_20210504	MW-31	05/04/2021	<5	<0.5	<0.5	<0.5	<0.5	<0.5	<5	<0.5	<0.5	<1	**0.58**	<1	<0.5	<0.5	<0.5	<0.5	<0.5	<2	<0.5	<2	<0.5	<2	<0.5	<0.5	<0.5	<0.5	<0.5	<1	<0.5	<0.5	<0.5	<1	<1	<1	<0.5	<50	<50	<50	<50
92542352	MW-31_20210603	MW-31	06/03/2021	<5	<0.5	<0.5	<0.5	<0.5	<0.5	<5	<0.5	<0.5	<1	**0.50**	<1	<0.5	<0.5	<0.5	<0.5	<0.5	<2	<0.5	<2	<0.5	**0.79J**	<0.5	<0.5	<0.5	<0.5	<0.5	<1	<0.5	<0.5	<0.5	<1	**0.35J**	<1	**0.35J**	<50	<50	<50	<50
92548170	MW-31_20210707	MW-31	07/07/2021	<5	<0.5	<0.5	<0.5	<0.5	<0.5	<5	<0.5	<0.5	<1	**0.43J**	<1	<0.5	<0.5	<0.5	**0.91**	<0.5	<2	<0.5	<2	<0.5	<2	<0.5	<0.5	<0.5	<0.5	<0.5	<1	<0.5	<0.5	<0.5	<1	<1.5	<1	<0.5	<50	<50	<50	<50
92553189	MW-31_20210803	MW-31	08/03/2021	<5	<0.5	<0.5	<0.5	<0.5	<0.5	<5	<0.5	<0.5	<1	**0.36J**	<1	<0.5	<0.5	<0.5	**1.3**	<0.5	<2	<0.5	<2	<0.5	<2	<0.5	<0.5	<0.5	<0.5	<0.5	<1	<0.5	<0.5	<0.5	<1	<1.5	<1	<0.5	<50	<50	<50	<50
92553189	DUP-1-20210803	MW-31	08/03/2021	<5	<0.5	<0.5	<0.5	<0.5	<0.5	<5	<0.5	<0.5	<1	**0.43J**	<1	<0.5	<0.5	<0.5	**1.4**	<0.5	<2	<0.5	<2	<0.5	<2	<0.5	<0.5	<0.5	<0.5	<0.5	<1	<0.5	<0.5	<0.5	<1	<1.5	<1	<0.5	<50	<50	<50	<50
92558742	MW-31_20210831	MW-31	08/31/2021	<5	<0.5	<0.5	<0.5	<0.5	<0.5	<5	<0.5	<0.5	<1	**0.38J**	<1	<0.5	<0.5	<0.5	**0.48J**	<0.5	<2	<0.5	<2	<0.5	<2	<0.5	<0.5	<0.5	<0.5	<0.5	<1	<0.5	<0.5	<0.5	<1	<1.5	<1	<0.5	<50	<50	<50	<50
92558738	DUP-1-20210831	MW-31	08/31/2021	<5	<0.5	<0.5	<0.5	<0.5	<0.5	<5	<0.5	<0.5	<1	<0.5	<1	<0.5	<0.5	<0.5	**0.43J**	<0.5	<2	<0.5	<2	<0.5	<2	<0.5	<0.5	<0.5	<0.5	<0.5	<1	<0.5	<0.5	<0.5	<1	<1.5	<1	<0.5	<50	<50	<50	<50
92564485	MW-31_20211001	MW-31	10/01/2021	<5.0	<0.5	<0.5	<0.5	<0.5	<1	<5	<0.5	<0.5	<0.5	**0.27J**	<0.6	<0.5	<0.5	<0.5	**0.16J**	<0.5	<0.6	<0.5	<5	<0.5	<0.5	<0.5	<0.5	<0.5	<0.5	<0.5	<0.5	<0.5	<0.5	<0.5	<0.5	<1.5	<1	<0.5	<100	<100	<100	NA
92570181	MW-31_20211102	MW-31	11/02/2021	<5	<0.5	<0.5	<0.5	<0.5	<0.5	<5	<0.5	<0.5	<1	<0.5	<1	<0.5	<0.5	<0.5	<0.5	<0.5	<2	<0.5	<2	<0.5	<2	<0.5	<0.5	<0.5	<0.5	<0.5	<1	<0.5	<0.5	<0.5	<1	<1.5	<1	<0.5	<50	<50	<50	<50
92575479	MW-31_20211202	MW-31	12/02/2021	<5	<0.5	<0.5	<0.5	<0.5	<0.5	<5	<0.5	<0.5	<1	<0.5	<1	<0.5	<0.5	<0.5	<0.5	<0.5	<2	<0.5	<2	<0.5	<2	<0.5	<0.5	<0.5	<0.5	<0.5	<1	<0.5	<0.5	<0.5	<1	<1.5	<1	<0.5	<50	<50	<50	<50
92580903 92580955	MW-31_20220104	MW-31	01/04/2022	<5	<0.5	<0.5	<0.5	<0.5	<0.5	<5	<0.5	<0.5	<1	<0.5	<1	<0.5	<0.5	<0.5	<0.5	<0.5	<2	<0.5	<2	<0.5	<2	<0.5	<0.5	<0.5	<0.5	<0.5	<1	<0.5	<0.5	<0.5	<1	<1.5	<1	<0.5	<50	<50	<50	<50
92585562	MW-31_20220201	MW-31	02/01/2022	<5	<0.5	<0.5	<0.5	<0.5	<0.5	<5	<0.5	<0.5	<1	<0.5	<1	<0.5	<0.5	<0.5	<0.5	<0.5	<2	<0.5	<2	<0.5	<2	<0.5	<0.5	<0.5	<0.5	<0.5	<1	<0.5	<0.5	<0.5	<1	<1.5	<1	<0.5	<50	<50	<50	<50
92590778	MW-31_20220301	MW-31	03/01/2022	<5	<0.5	<0.5	<0.5	<0.5	<0.5	<5	<0.5	<0.5	<1	<0.5	<1	<0.5	<0.5	<0.5	<0.5	<0.5	<2	<0.5	<2	<0.5	<2	<0.5	<0.5	<0.5	<0.5	<0.5	<1	<0.5	<0.5	<0.5	<1	<1.5	<1	<0.5	<50	<50	<50	<50
92597250	MW-31_20220405	MW-31	04/05/2022	<5	<0.5	<0.5	<0.5	<0.5	<0.5	<5	<0.5	<0.5	<1	<0.5	<1	<0.5	<0.5	<0.5	<0.5	<0.5	<2	<0.5	<2	<0.5	<2	<0.5	<0.5	<0.5	<0.5	<0.5	<1	<0.5	<0.5	<0.5	<1	<1.5	<1	<0.5	<50	<50	<50	<50
92602787	MW-31_20220504	MW-31	05/04/2022	<5	<0.5	<0.5	<0.5	<0.5	<0.5	<5	<0.5	<0.5	<1	<0.5	<1	<0.5	<0.5	<0.5	<0.5	<0.5	<2	<0.5	<2	<0.5	<2	<0.5	<0.5	<0.5	<0.5	<0.5	<1	<0.5	<0.5	<0.5	<1	<1.5	<1	<0.5	<50	<50	<50	<50
92607409	MW-31_20220601	MW-31	06/01/2022	**2.1J**	<0.5	<0.5	<0.5	<0.5	<0.5	<5	<0.5	<0.5	<1	<0.5	<1	<0.5	<0.5	<0.5	<0.5	<0.5	<2	<0.5	<2	<0.5	<2	<0.5	<0.5	<0.5	<0.5	<0.5	<1	<0.5	<0.5	<0.5	<1	<1.5	<1	<0.5	<50	<50	<50	<50
MW-32																																									
92494864	MW-32_20200910	MW-32	09/10/2020	<5	<0.5	<0.5	<0.5	<0.5	<0.5	<5	<0.5	<0.5	<1	<0.5	<1	<0.5	<0.5	<0.5	<0.5	<0.5	<2	<0.5	<2	<0.5	<2	<0.5	<0.5	<0.5	<0.5	<0.5	<1	<0.5	<0.5	<0.5	<1	<1.5	<1	<0.5	<100	<100	<100	<100
92501860	MW-32_20201022	MW-32	10/22/2020	<5	<0.5	<0.5	<0.5	<0.5	<0.5	<5	<0.5	<0.5	<1	<0.5	<1	<0.5	<0.5	<0.5	<0.5	<0.5	<2	<0.5	<2	<0.5	<2	<0.5	<0.5	<0.5	<0.5	<0.5	<1	<0.5	<0.5	<0.5	<1	<1.5	<1	<0.5	<100	<100	<100	<100
92508536	MW-32_20201130	MW-32	11/30/2020	**10.2**	<0.5	<0.5	<0.5	<0.5	<0.5	<5	<0.5	<0.5	<1	<0.5	<1	<0.5	<0.5	<0.5	<0.5	<0.5	<2	<0.5	<2	<0.5	<2	<0.5	<0.5	<0.5	<0.5	<0.5	<1	<0.5	<0.5	<0.5	<1	<1.5	<1	<0.5	<100	<100	<100	<100
92514598	MW-32_20210104	MW-32	01/04/2021	**16.5**	<0.5	<0.5	<0.5	<0.5	<0.5	<5	<0.5	<0.5	<1	<0.5	<1	<0.5	<0.5	<0.5	<0.5	<0.5	<2	<0.5	<2	<0.5	<2	<0.5	<0.5	<0.5	<0.5	<0.5	<1	<0.5	<0.5	<0.5	<1	<1.5	<1	<0.5	<100	<100	<100	<100
92520901	MW-32_20210208	MW-32	02/08/2021	<5	<0.5	<0.5	<0.5	<0.5	<0.5	<5	<0.5	<0.5	<1	<0.5	<1	<0.5	<0.5	<0.5	<0.5	<0.5	<2	<0.5	<2	<0.5	<2	<0.5	<0.5	<0.5	<0.5	<0.5	<1	<0.5	<0.5	<0.5	<1	<1.5	<1	<0.5	<100	<100	<100	<100
92520901	DUP-1-20210208	MW-32	02/08/2021	<5	<0.5	<0.5	<0.5	<0.5	<0.5	<5	<0.5	<0.5	<1	<0.5	<1	<0.5	<0.5	<0.5	<0.5	<0.5	<2	<0.5	<2	<0.5	<2	<0.5	<0.5	<0.5	<0.5	<0.5	<1	<0.5	<0.5	<0.5	<1	<1.5	<1	<0.5	<100	<100	<100	<100
92526618	MW-32_20210309	MW-32	03/09/2021	<5	<0.5	<0.5	<0.5	<0.5	<0.5	<5	<0.5	<0.5	<1	<0.5	<1	<0.5	<0.5	<0.5	<0.5	<0.5	<2	<0.5	<2	<0.5	<2	<0.5	<0.5	<0.5	<0.5	<0.5	<1	<0.5	<0.5	<0.5	<1	<1.5	<1	<0.5	<100	<100	<100	<100
92530256	MW-32_20210407	MW-32	04/07/2021	<5	<0.5	<0.5	<0.5	<0.5	<0.5	<5	<0.5	<0.5	<1	<0.5	<1	<0.5	<0.5	<0.5	<0.5	<0.5	<2	<0.5	<2	<0.5	<2	<0.5	<0.5	<0.5	<0.5	<0.5	<1	<0.5	<0.5	<0.5	<1	<1.5	<1	<0.5	<50	<50	<50	<50
92537489	MW-32_20210506	MW-32	05/06/2021	<5	<0.5	<0.5	<0.5	<0.5	<0.5	<5	<0.5	<0.5	<1	<0.5	<1	<0.5	<0.5	<0.5	<0.5	<0.5	<2	<0.5	<2	<0.5	<2	<0.5	<0.5	<0.5	<0.5	<0.5	<1	<0.5	<0.5	<0.5	<1	<1.5	<1	<0.5	<50	<50	<50	<50
92542611	MW-32_20210604	MW-32	06/04/2021	<5	<0.5	<0.5	<0.5	<0.5	<0.5	<5	<0.5	<0.5	<1	<0.5	<1	<0.5	<0.5	<0.5	<0.5	<0.5	<2	<0.5	<2	<0.5	<2	<0.5	<0.5	<0.5	<0.5	<0.5	<1	<0.5	<0.5	<0.5	<1	<1.5	<1	<0.5	<50	<50	<50	<50
92548787	MW-32_20210709	MW-32	07/09/2021	<5	<0.5	<0.5	<0.5	<0.5	<0.5	<5	<0.5	<0.5	<1	<0.5	<1	<0.5	<0.5	<0.5	<0.5	<0.5	<2	<0.5	<2	<0.5	<2	<0.5	<0.5	<0.5	<0.5	<0.5	<1	<0.5	<0.5	<0.5	<1	<1.5	<1	<0.5	<50	<50	<50	<50
92554137	MW-32_20210805	MW-32	08/05/2021	<5	<0.5	<0.5	<0.5	<0.5	<0.5	<5	<0.5	<0.5	<1	<0.5	<1	<0.5	<0.5	<0.5	<0.5	<0.5	<2	<0.5	<2	<0.5	<2	<0.5	<0.5	<0.5	<0.5	<0.5	<1	<0.5	<0.5	<0.5	<1	<1.5	<1	<0.5	<50	<50	<50	<50

Table 5A
Summary of Monitoring Well Sampling Results

Colonial Pipeline Company
2020-L1-SR2448
Huntersville, North Carolina

Lab Report Number	Sample ID	Well ID	Sample Date	Metals (µg/L)	VOCs (µg/L)																																MADEP VPH (µg/L)			
				Lead	Benzene	Bromobenzene	Bromochloromethane	Bromodichloromethane	Bromoform	Bromomethane	n-Butylbenzene	sec-Butylbenzene	Chloroethane	Chloroform	Chloromethane	2-Chlorotoluene	Dibromochloromethane	1,2-Dichloroethane	Diisopropyl ether	Ethylbenzene	Hexachloro-1,3-butadiene	Isopropylbenzene (Cumene)	Methylene Chloride	Methyl-tert-butyl ether	Naphthalene	n-Propylbenzene	Styrene	Tetrachloroethene	Toluene	Trichloroethene	Trichlorofluoromethane	1,2,3-Trichloropropane	1,2,4-Trimethylbenzene	1,3,5-Trimethylbenzene	Vinyl chloride	Xylene (Total)	m&p-Xylene	o-Xylene	C5 - C8 Aliphatics	C9 - C12 Aliphatics	C9 - C10 Aromatics	VPH (Total)
NCAC 2L Standards				**15**	**1**	**NE**	**NE**	**0.6**	**4**	**10**	**70**	**70**	**3000**	**70**	**3**	**100**	**0.4**	**0.4**	**70**	**600**	**0.4**	**70**	**5**	**20**	**6**	**70**	**70**	**0.7**	**600**	**3**	**2000**	**0.005**	**400**	**400**	**0.03**	**500**	**500**	**500**	**400**	**700**	**200**	**NE**
IMAC Standards				**--**	**--**	**--**	**--**	**--**	**--**	**--**	**--**	**--**	**--**	**--**	**--**	**--**	**--**	**--**	**--**	**--**	**--**	**--**	**--**	**--**	**--**	**--**	**--**	**--**	**--**	**--**	**--**	**--**	**--**	**--**	**--**	**--**	**--**	**--**	**--**	**--**	**--**
92559014	MW-32_20210901	MW-32	09/01/2021	<5	<0.5	<0.5	<0.5	<0.5	<0.5	<5	<0.5	<0.5	<1	<0.5	<1	<0.5	<0.5	<0.5	<0.5	<0.5	<2	<0.5	<2	<0.5	<2	<0.5	<0.5	<0.5	<0.5	<0.5	<1	<0.5	<0.5	<0.5	<1	<1.5	<1	<0.5	<50	<50	<50	<50
92563804	MW-32_20210928	MW-32	09/28/2021	**4.6J**	<0.5	<0.5	<0.5	<0.5	<1	<5	<0.5	<0.5	<0.5	<0.5	<0.6	<0.5	<0.5	<0.5	<0.5	<0.5	<0.6	<0.5	<5	<0.5	<0.5	<0.5	<0.5	<0.5	<0.5	<0.5	<0.5	<0.5	<0.5	<0.5	<0.5	<1.5	<1	<0.5	<100	<100	<100	NA
92570483	MW-32_20211103	MW-32	11/03/2021	<5	<0.5	<0.5	<0.5	<0.5	<0.5	<5	<0.5	<0.5	<1	<0.5	<1	<0.5	<0.5	<0.5	<0.5	<0.5	<2	<0.5	<2	<0.5	<2	<0.5	<0.5	<0.5	<0.5	<0.5	<1	<0.5	<0.5	<0.5	<1	<1.5	<1	<0.5	<50	<50	<50	<50
92575654	MW-32_20211202	MW-32	12/02/2021	**5.0**	<0.5	<0.5	<0.5	<0.5	<0.5	<5	<0.5	<0.5	<1	<0.5	<1	<0.5	<0.5	<0.5	<0.5	<0.5	<2	<0.5	<2	<0.5	<2	<0.5	<0.5	<0.5	<0.5	<0.5	<1	<0.5	<0.5	<0.5	<1	<1.5	<1	<0.5	<50	<50	<50	<50
92583209	MW-32_20220105	MW-32	01/05/2022	**2.8J**	<0.5	<0.5	<0.5	<0.5	<0.5	<5	<0.5	<0.5	<1	<0.5	<1	<0.5	<0.5	<0.5	<0.5	<0.5	<2	<0.5	<2	<0.5	<2	<0.5	<0.5	<0.5	<0.5	<0.5	<1	<0.5	<0.5	<0.5	<1	<1.5	<1	<0.5	<50	<50	<50	<50
92585900	MW-32_20220202	MW-32	02/02/2022	<5	<0.5	<0.5	<0.5	<0.5	<0.5	<5	<0.5	<0.5	<1	<0.5	<1	<0.5	<0.5	<0.5	<0.5	<0.5	<2	<0.5	<2	<0.5	<2	<0.5	<0.5	<0.5	<0.5	<0.5	<1	<0.5	<0.5	<0.5	<1	<1.5	<1	<0.5	<50	<50	<50	<50
92591151	MW-32_20220302	MW-32	03/02/2022	<5	<0.5	<0.5	<0.5	<0.5	<0.5	<5	<0.5	<0.5	<1	<0.5	<1	<0.5	<0.5	<0.5	<0.5	<0.5	<2	<0.5	<2	<0.5	<2	<0.5	<0.5	<0.5	<0.5	<0.5	<1	<0.5	<0.5	<0.5	<1	<1.5	<1	<0.5	<50	<50	<50	<50
92597624	MW-32_20220406	MW-32	04/06/2022	<5	<0.5	<0.5	<0.5	<0.5	<0.5	<5	<0.5	<0.5	<1	<0.5	<1	<0.5	<0.5	<0.5	<0.5	<0.5	<2	<0.5	<2	<0.5	<2	<0.5	<0.5	<0.5	<0.5	<0.5	<1	<0.5	<0.5	<0.5	<1	<1.5	<1	<0.5	<50	<50	<50	<50
92602788	MW-32_20220504	MW-32	05/04/2022	<5	<0.5	<0.5	<0.5	<0.5	<0.5	<5	<0.5	<0.5	<1	<0.5	<1	<0.5	<0.5	<0.5	<0.5	<0.5	<2	<0.5	<2	<0.5	<2	<0.5	<0.5	<0.5	<0.5	<0.5	<1	<0.5	<0.5	<0.5	<1	<1.5	<1	<0.5	<50	<50	<50	<50
92607679	MW-32_20220602	MW-32	06/02/2022	<5	<0.5	<0.5	<0.5	<0.5	<0.5	<5	<0.5	<0.5	<1	<0.5	<1	<0.5	<0.5	<0.5	<0.5	<0.5	<2	<0.5	<2	<0.5	<2	<0.5	<0.5	<0.5	<0.5	<0.5	<1	<0.5	<0.5	<0.5	<1	<1.5	<1	<0.5	<50	<50	<50	<50
MW-33																																										
92494640	MW-33_20200909	MW-33	09/09/2020	<5	<0.5	<0.5	<0.5	<0.5	<0.5	<5	<0.5	<0.5	<1	<0.5	<1	<0.5	<0.5	<0.5	<0.5	<0.5	<2	<0.5	<2	<0.5	<2	<0.5	<0.5	<0.5	<0.5	<0.5	<1	<0.5	<0.5	<0.5	<1	<1.5	<1	<0.5	<100	<100	<100	<100
92501860	MW-33_20201022	MW-33	10/22/2020	**16.6**	<0.5	<0.5	<0.5	<0.5	<0.5	<5	<0.5	<0.5	<1	<0.5	<1	<0.5	<0.5	<0.5	<0.5	<0.5	<2	<0.5	<2	<0.5	<2	<0.5	<0.5	<0.5	<0.5	<0.5	<1	<0.5	<0.5	<0.5	<1	<1.5	<1	<0.5	<100	<100	<100	<100
92508536	MW-33_20201130	MW-33	11/30/2020	**11.0**	<0.5	<0.5	<0.5	<0.5	<0.5	<5	<0.5	<0.5	<1	<0.5	<1	<0.5	<0.5	<0.5	<0.5	<0.5	<2	<0.5	<2	<0.5	<2	<0.5	<0.5	<0.5	<0.5	<0.5	<1	<0.5	<0.5	<0.5	<1	<1.5	<1	<0.5	<100	<100	<100	<100
92514598	MW-33_20210104	MW-33	01/04/2021	**14.3**	<0.5	<0.5	<0.5	<0.5	<0.5	<5	<0.5	<0.5	<1	<0.5	<1	<0.5	<0.5	<0.5	<0.5	<0.5	<2	<0.5	<2	<0.5	<2	<0.5	<0.5	<0.5	<0.5	<0.5	<1	<0.5	<0.5	<0.5	<1	<1.5	<1	<0.5	<100	<100	<100	<100
92520901	MW-33_20210208	MW-33	02/08/2021	<5	<0.5	<0.5	<0.5	<0.5	<0.5	<5	<0.5	<0.5	<1	<0.5	<1	<0.5	<0.5	<0.5	<0.5	<0.5	<2	<0.5	<2	<0.5	<2	<0.5	<0.5	<0.5	<0.5	<0.5	<1	<0.5	<0.5	<0.5	<1	<1.5	<1	<0.5	<100	<100	<100	<100
92526618	MW-33_20210309	MW-33	03/09/2021	<5	<0.5	<0.5	<0.5	<0.5	<0.5	<5	<0.5	<0.5	<1	<0.5	<1	<0.5	<0.5	<0.5	<0.5	<0.5	<2	<0.5	<2	<0.5	<2	<0.5	<0.5	<0.5	<0.5	<0.5	<1	<0.5	<0.5	<0.5	<1	<1.5	<1	<0.5	<100	<100	<100	<100
92530256	MW-33_20210407	MW-33	04/07/2021	<5	<0.5	<0.5	<0.5	<0.5	<0.5	<5	<0.5	<0.5	<1	<0.5	<1	<0.5	<0.5	<0.5	<0.5	<0.5	<2	<0.5	<2	<0.5	<2	<0.5	<0.5	<0.5	<0.5	<0.5	<1	<0.5	<0.5	<0.5	<1	<1.5	<1	<0.5	<50	<50	<50	<50
92537489	MW-33_20210506	MW-33	05/06/2021	<5	<0.5	<0.5	<0.5	<0.5	<0.5	<5	<0.5	<0.5	<1	<0.5	<1	<0.5	<0.5	<0.5	<0.5	<0.5	<2	<0.5	<2	<0.5	<2	<0.5	<0.5	<0.5	<0.5	<0.5	<1	<0.5	<0.5	<0.5	<1	<1.5	<1	<0.5	<50	<50	<50	<50
92541993	MW-33_20210602	MW-33	06/02/2021	<5	<0.5	<0.5	<0.5	<0.5	<0.5	<5	<0.5	<0.5	<1	<0.5	<1	<0.5	<0.5	<0.5	<0.5	<0.5	<2	<0.5	<2	<0.5	<2	<0.5	<0.5	<0.5	<0.5	<0.5	<1	<0.5	<0.5	<0.5	<1	<1.5	<1	<0.5	<50	<50	<50	<50
92548787	MW-33_20210709	MW-33	07/09/2021	<5	<0.5	<0.5	<0.5	<0.5	<0.5	<5	<0.5	<0.5	<1	<0.5	<1	<0.5	<0.5	<0.5	<0.5	<0.5	<2	<0.5	<2	<0.5	<2	<0.5	<0.5	<0.5	<0.5	<0.5	<1	<0.5	<0.5	<0.5	<1	<1.5	<1	<0.5	<50	<50	<50	<50
92554137	MW-33_20210805	MW-33	08/05/2021	<5	<0.5	<0.5	<0.5	<0.5	<0.5	<5	<0.5	<0.5	<1	<0.5	<1	<0.5	<0.5	<0.5	<0.5	<0.5	<2	<0.5	<2	<0.5	<2	<0.5	<0.5	<0.5	<0.5	<0.5	<1	<0.5	<0.5	<0.5	<1	<1.5	<1	<0.5	<50	<50	<50	<50
92559014	MW-33_20210901	MW-33	09/01/2021	<5	<0.5	<0.5	<0.5	<0.5	<0.5	<5	<0.5	<0.5	<1	<0.5	<1	<0.5	<0.5	<0.5	<0.5	<0.5	<2	<0.5	<2	<0.5	<2	<0.5	<0.5	<0.5	<0.5	<0.5	<1	<0.5	<0.5	<0.5	<1	<1.5	<1	<0.5	<50	<50	<50	<50
92563804	MW-33_20210928	MW-33	09/28/2021	<5	<0.5	<0.5	<0.5	<0.5	<1	<5	<0.5	<0.5	<0.5	<0.5	<0.6	<0.5	<0.5	<0.5	<0.5	<0.5	<0.6	<0.5	<5	<0.5	<0.5	<0.5	<0.5	<0.5	<0.5	<0.5	<0.5	<0.5	<0.5	<0.5	<0.5	<1.5	<1	<0.5	<100	<100	<100	NA
92570483	MW-33_20211103	MW-33	11/03/2021	<5	<0.5	<0.5	<0.5	<0.5	<0.5	<5	<0.5	<0.5	<1	<0.5	<1	<0.5	<0.5	<0.5	<0.5	<0.5	<2	<0.5	<2	<0.5	<2	<0.5	<0.5	<0.5	<0.5	<0.5	<1	<0.5	<0.5	<0.5	<1	<1.5	<1	<0.5	<50	<50	<50	<50
92575654	MW-33_20211202	MW-33	12/02/2021	<5	<0.5	<0.5	<0.5	<0.5	<0.5	<5	<0.5	<0.5	<1	<0.5	<1	<0.5	<0.5	<0.5	<0.5	<0.5	<2	<0.5	<2	<0.5	<2	<0.5	<0.5	<0.5	<0.5	<0.5	<1	<0.5	<0.5	<0.5	<1	<1.5	<1	<0.5	<50	<50	<50	<50
92583209	MW-33_20220105	MW-33	01/05/2022	**0.15J**	<0.5	<0.5	<0.5	<0.5	<0.5	<5	<0.5	<0.5	<1	<0.5	<1	<0.5	<0.5	<0.5	<0.5	<0.5	<2	<0.5	<2	<0.5	<2	<0.5	<0.5	<0.5	<0.5	<0.5	<1	<0.5	<0.5	<0.5	<1	<1.5	<1	<0.5	<50	<50	<50	<50
92585900	MW-33_20220202	MW-33	02/02/2022	<5	<0.5	<0.5	<0.5	<0.5	<0.5	<5	<0.5	<0.5	<1	<0.5	<1	<0.5	<0.5	<0.5	<0.5	<0.5	<2	<0.5	<2	<0.5	<2	<0.5	<0.5	<0.5	<0.5	<0.5	<1	<0.5	<0.5	<0.5	<1	<1.5	<1	<0.5	<50	<50	<50	<50
92591151	MW-33_20220302	MW-33	03/02/2022	**0.12J**	<0.5	<0.5	<0.5	<0.5	<0.5	<5	<0.5	<0.5	<1	<0.5	<1	<0.5	<0.5	<0.5	<0.5	<0.5	<2	<0.5	<2	<0.5	<2	<0.5	<0.5	<0.5	<0.5	<0.5	<1	<0.5	<0.5	<0.5	<1	<1.5	<1	<0.5	<50	<50	<50	<50
92597624	MW-33_20220406	MW-33	04/06/2022	<5	<0.5	<0.5	<0.5	<0.5	<0.5	<5	<0.5	<0.5	<1	<0.5	<1	<0.5	<0.5	<0.5	<0.5	<0.5	<2	<0.5	<2	<0.5	<2	<0.5	<0.5	<0.5	<0.5	<0.5	<1	<0.5	<0.5	<0.5	<1	<1.5	<1	<0.5	<50	<50	<50	<50
92597624	DUP-1-20220406	MW-33	04/06/2022	<5	<0.5	<0.5	<0.5	<0.5	<0.5	<5	<0.5	<0.5	<1	<0.5	<1	<0.5	<0.5	<0.5	<0.5	<0.5	<2	<0.5	<2	<0.5	<2	<0.5	<0.5	<0.5	<0.5	<0.5	<1	<0.5	<0.5	<0.5	<1	<1.5	<1	<0.5	<50	<50	<50	<50
92602788	MW-33_20220504	MW-33	05/04/2022	<5	<0.5	<0.5	<0.5	<0.5	<0.5	<5	<0.5	<0.5	<1	<0.5	<1	<0.5	<0.5	<0.5	<0.5	<0.5	<2	<0.5	<2	<0.5	<2	<0.5	<0.5	<0.5	<0.5	<0.5	<1	<0.5	<0.5	<0.5	<1	<1.5	<1	<0.5	<50	<50	<50	<50
92607679	MW-33_20220602	MW-33	06/02/2022	<5	<0.5	<0.5	<0.5	<0.5	<0.5	<5	<0.5	<0.5	<1	<0.5	<1	<0.5	<0.5	<0.5	<0.5	<0.5	<2	<0.5	<2	<0.5	<2	<0.5	<0.5	<0.5	<0.5	<0.5	<1	<0.5	<0.5	<0.5	<1	<1.5	<1	<0.5	<50	<50	<50	<50
MW-34																																										
92494640	MW-34_20200909	MW-34	09/09/2020	<5	<0.5	<0.5	<0.5	<0.5	<0.5	<5	<0.5	<0.5	<1	<0.5	<1	<0.5	<0.5	<0.5	<0.5	<0.5	<2	<0.5	<2	<0.5	<2	<0.5	<0.5	<0.5	<0.5	<0.5	<1	<0.5	<0.5	<0.5	<1	<1.5	<1	<0.5	<100	<100	<100	<100
92501860	MW-34_20201022	MW-34	10/22/2020	**5.7**	<0.5	<0.5	<0.5	<0.5	<0.5	<5	<0.5	<0.5	<1	<0.5	<1	<0.5	<0.5	<0.5	<0.5	<0.5	<2	<0.5	<2	<0.5	<2	<0.5	<0.5	<0.5	<0.5	<0.5	<1	<0.5	<0.5	<0.5	<1	<1.5	<1	<0.5	<100	<100	<100	<100
92508536	MW-34_20201130	MW-34	11/30/2020	**6.0**	<0.5	<0.5	<0.5	<0.5	<0.5	<5	<0.5	<0.5	<1	<0.5	<1	<0.5	<0.5	<0.5	<0.5	<0.5	<2	<0.5	<2	<0.5	<2	<0.5	<0.5	<0.5	<0.5	<0.5	<1	<0.5	<0.5	<0.5	<1	<1.5	<1	<0.5	<100	<100	<100	<100
92514598	MW-34_20210104	MW-34	01/04/2021	**10.9**	<0.5	<0.5	<0.5	<0.5	<0.5	<5	<0.5	<0.5	<1	<0.5	<1	<0.5	<0.5	<0.5	<0.5	<0.5	<2	<0.5	<2	<0.5	<2	<0.5	<0.5	<0.5	<0.5	<0.5	<1	<0.5	<0.5	<0.5	<1	<1.5	<1	<0.5	<100	<100	<100	<100
92520901	MW-34_20210208	MW-34	02/08/2021	<5	<0.5	<0.5	<0.5	<0.5	<0.5	<5	<0.5	<0.5	<1	<0.5	<1	<0.5	<0.5	<0.5	<0.5	<0.5	<2	<0.5	<2	<0.5	<2	<0.5	<0.5	<0.5	<0.5	<0.5	<1	<0.5	<0.5	<0.5	<1	<1.5	<1	<0.5	<100	<100	<100	<100
92526618	MW-34_20210309	MW-34	03/09/2021	<5	<0.5	<0.5	<0.5	<0.5	<0.5	<5	<0.5	<0.5	<1	<0.5	<1	<0.5	<0.5	<0.5	<0.5	<0.5	<2	<0.5	<2	<0.5	<2	<0.5	<0.5	<0.5	<0.5	<0.5	<1	<0.5	<0.5	<0.5	<1	<1.5	<1	<0.5	<100	<100	<100	<100
92530256	MW-34_20210407	MW-34	04/07/2021	<5	<0.5	<0.5	<0.5	<0.5	<0.5	<5	<0.5	<0.5	<1	<0.5	<1	<0.5	<0.5	<0.5	<0.5	<0.5	<2	<0.5	<2	<0.5	<2	<0.5	<0.5	<0.5	<0.5	<0.5	<1	<0.5	<0.5	<0.5	<1	<1.5	<1	<0.5	<50	<50	<50	<50
92537159	MW-34_20210505	MW-34	05/05/2021	<5	<0.5	<0.5	<0.5	<0.5	<0.5	<5	<0.5	<0.5	<1	<0.5	<1	<0.5	<0.5	<0.5	<0.5	<0.5	<2	<0.5	<2	<0.5	<2	<0.5	<0.5	<0.5	<0.5	<0.5	<1	<0.5	<0.5	<0.5	<1	<1.5	<1	<0.5	<50	<50	<50	<50
92541993	MW-34_20210602	MW-34	06/02/2021	<5	<0.5	<0.5	<0.5	<0.5	<0.5	<5	<0.5	<0.5	<1	<0.5	<1	<0.5	<0.5	<0.5	<0.5	<0.5	<2	<0.5	<2	<0.5	<2	<0.5	<0.5	<0.5	<0.5	<0.5	<1	<0.5	<0.5	<0.5	<1	<1.5	<1	<0.5	<50	<50	<50	<50
92548527	MW-34_20210708	MW-34	07/08/2021	<5	<0.5	<0.5	<0.5	<0.5	<0.5	<5	<0.5	<0.5	<1	<0.5	<1	<0.5	<0.5	<0.5	<0.5	<0.5	<2	<0.5	<2	<0.5	<2	<0.5	<0.5	<0.5	<0.5	<0.5	<1	<0.5	<0.5	<0.5	<1	<1.5	<1	<0.5	<50	<50	<50	<50
92548527	DUP-1-20210708	MW-34	07/08/2021	<5	<0.5	<0.5	<0.5	<0.5	<0.5	<5	<0.5	<0.5	<1	<0.5	<1	<0.5	<0.5	<0.5	<0.5	<0.5	<2	<0.5	<2	<0.5	<2	<0.5	<0.5	<0.5	<0.5	<0.5	<1	<0.5	<0.5	<0.5	<1	<1.5	<1	<0.5	<50	<50	<50	<50
92553563	MW-34_20210804	MW-34	08/04/2021	<5	<0.5	<0.5	<0.5	<0.5	<0.5	<5	<0.5	<0.5	<1	<0.5	<1	<0.5	<0.5	<0.5	<0.5	<0.5	<2	<0.5	<2	<0.5	<2	<0.5	<0.5	<0.5	<0.5	<0.5	<1	<0.5	<0.5	<0.5	<1	<1.5	<1	<0.5	<50	<50	<50	<50
92559014	MW-34_20210901	MW-34	09/01/2021	<5	<0.5	<0.5	<0.5	<0.5	<0.5	<5	<0.5	<0.5	<1	<0.5	<1	<0.5	<0.5	<0.5	<0.5	<0.5	<2	<0.5	<2	<0.5	<2	<0.5	<0.5	<0.5	<0.5	<0.5	<1	<0.5	<0.5	<0.5	<1	<1.5	<1	<0.5	<50	<50	<50	<50
92563804	MW-34_20210928	MW-34	09/28/2021	<5	<0.5	<0.5	<0.5	<0.5	<1	<5	<0.5	<0.5	<0.5	<0.5	<0.6	<0.5	<0.5	<0.5	<0.5	<0.5	<0.6	<0.5	<5	<0.5	<0.5	<0.5	**0.34J**	<0.5	**0.19**	<0.5	<0.5	<0.5	<0.5	<0.5	<0.5	<1.5	<1	<0.5	<100	<100	<100	NA
92570483	MW-34_20211103	MW-34	11/03/2021	<5	<0.5	<0.5	<0.5	<0.5	<0.5	<5	<0.5	<0.5	<1	<0.5	<1	<0.5	<0.5	<0.5	<0.5	<0.5	<2	<0.5	<2	<0.5	<2	<0.5	<0.5	<0.5	<0.5	<0.5	<1	<0.5	<0.5	<0.5	<1	<1.5	<1	<0.5	<50	<50	<50	<50
92575654	MW-34_20211202	MW-34	12/02/2021	<5	<0.5	<0.5	<0.5	<0.5	<0.5	<5	<0.5	<0.5	<1	<0.5	<1	<0.5	<0.5	<0.5	<0.5	<0.5	<2	<0.5	<2	<0.5	<2	<0.5	<0.5	<0.5	<0.5	<0.5	<1	<0.5	<0.5	<0.5	<1	<1.5	<1	<0.5	<50	<50	<50	<50
92583209	MW-34_20220105	MW-34	01/05/2022	**0.079J**	<0.5	<0.5	<0.5	<0.5	<0.5	<5	<0.5	<0.5	<1	<0.5	<1	<0.5	<0.5	<0.5	<0.5	<0.5	<2	<0.5	<2	<0.5	<2	<0.5	<0.5	<0.5	<0.5	<0.5	<1	<0.5	<0.5	<0.5	<1	<1.5	<1	<0.5	<50	<50	<50	<50
92583209	DUP-2-20220105	MW-34	01/05/2022	<5	<0.5	<0.5	<0.5	<0.5	<0.5	<5	<0.5	<0.5	<1	<0.5	<1	<0.5	<0.5	<0.5	<0.5	<0.5	<2	<0.5	<2	<0.5	<2	<0.5	<0.5	<0.5	<0.5	<0.5	<1	<0.5	<0.5	<0.5	<1	<1.5	<1	<0.5	<50	<50	<50	<50
92585900	MW-34_20220202	MW-34	02/02/2022	<5	<0.5	<0.5	<0.5	<0.5	<0.5	<5	<0.5	<0.5	<1	<0.5	<1	<0.5	<0.5	<0.5	<0.5	<0.5	<2	<0.5	<2	<0.5	<2	<0.5	<0.5	<0.5	<0.5	<0.5	<1	<0.5	<0.5	<0.5	<1	<1.5	<1	<0.5	<50	<50	<50	<50
92591151	MW-34_20220302	MW-34	03/02/2022	**0.25J**	<0.5	<0.5	<0.5	<0.5	<0.5	<5	<0.5	<0.5	<1	<0.5	<1	<0.5	<0.5	<0.5	<0.5	<0.5	<2	<0.5	<2	<0.5	<2	<0.5	<0.5	<0.5	<0.5	<0.5	<1	<0.5	<0.5	<0.5	<1	<1.5	<1	<0.5	<50	<50	<50	<50

Table 5A
Summary of Monitoring Well Sampling Results

Colonial Pipeline Company
2020-L1-SR2448
Huntersville, North Carolina

Lab Report Number	Sample ID	Well ID	Sample Date	Metals (µg/L)	VOCs (µg/L)																																	MADEP VPH (µg/L)			
				Lead	Benzene	Bromobenzene	Bromochloromethane	Bromodichloromethane	Bromoform	Bromomethane	n-Butylbenzene	sec-Butylbenzene	Chloroethane	Chloroform	Chloromethane	2-Chlorotoluene	Dibromochloromethane	1,2-Dichloroethane	Diisopropyl ether	Ethylbenzene	Hexachloro-1,3-butadiene	Isopropylbenzene (Cumene)	Methylene Chloride	Methyl-tert-butyl ether	Naphthalene	n-Propylbenzene	Styrene	Tetrachloroethene	Toluene	Trichloroethene	Trichlorofluoromethane	1,2,3-Trichloropropane	1,2,4-Trimethylbenzene	1,3,5-Trimethylbenzene	Vinyl chloride	Xylene (Total)	m&p-Xylene	o-Xylene	C5 - C8 Aliphatics	C9 - C12 Aliphatics	C9 - C10 Aromatics	VPH (Total)
NCAC 2L Standards				**15**	**1**	**NE**	**NE**	**0.6**	**4**	**10**	**70**	**70**	**3000**	**70**	**3**	**100**	**0.4**	**0.4**	**70**	**600**	**0.4**	**70**	**5**	**20**	**6**	**70**	**70**	**0.7**	**600**	**3**	**2000**	**0.005**	**400**	**400**	**0.03**	**500**	**500**	**500**	**400**	**700**	**200**	**NE**
IMAC Standards				**--**	**--**	**--**	**--**	**--**	**--**	**--**	**--**	**--**	**--**	**--**	**--**	**--**	**--**	**--**	**--**	**--**	**--**	**--**	**--**	**--**	**--**	**--**	**--**	**--**	**--**	**--**	**--**	**--**	**--**	**--**	**--**	**--**	**--**	**--**	**--**	**--**	**--**
92598233	MW-34_20220407	MW-34	04/07/2022	<5	<0.5	<0.5	<0.5	<0.5	<0.5	<5	<0.5	<0.5	<1	<0.5	<1	<0.5	<0.5	<0.5	<0.5	<0.5	<2	<0.5	<2	<0.5	<2	<0.5	<0.5	<0.5	<0.5	<0.5	<1	<0.5	<0.5	<0.5	<1	<1.5	<1	<0.5	<50	<50	<50	<50
92603263	MW-34_20220506	MW-34	05/06/2022	<5	<0.5	<0.5	<0.5	<0.5	<0.5	<5	<0.5	<0.5	<1	<0.5	<1	<0.5	<0.5	<0.5	<0.5	<0.5	<2	<0.5	<2	<0.5	<2	<0.5	<0.5	<0.5	<0.5	<0.5	<1	<0.5	<0.5	<0.5	<1	<1.5	<1	<0.5	<50	<50	<50	<50
92607679	MW-34_20220602	MW-34	06/02/2022	<5	<0.5	<0.5	<0.5	<0.5	<0.5	<5	<0.5	<0.5	<1	<0.5	<1	<0.5	<0.5	<0.5	<0.5	<0.5	<2	<0.5	<2	<0.5	<2	<0.5	<0.5	<0.5	<0.5	<0.5	<1	<0.5	<0.5	<0.5	<1	<1.5	<1	<0.5	<50	<50	<50	<50
MW-35																																										
92494864	MW-35_20200910	MW-35	09/10/2020	<5	<0.5	<0.5	<0.5	<0.5	<0.5	<5	<0.5	<0.5	<1	<0.5	<1	<0.5	<0.5	<0.5	<0.5	<0.5	<2	<0.5	<2	<0.5	<2	<0.5	<0.5	<0.5	<0.5	<0.5	<1	<0.5	<0.5	<0.5	<1	<1.5	<1	<0.5	<100	<100	<100	<100
92501616	MW-35_20201021	MW-35	10/21/2020	**9.1**	<0.5	<0.5	<0.5	<0.5	<0.5	<5	<0.5	<0.5	<1	<0.5	<1	<0.5	<0.5	<0.5	<0.5	<0.5	<2	<0.5	<2	<0.5	<2	<0.5	<0.5	<0.5	<0.5	<0.5	<1	<0.5	<0.5	<0.5	<1	<1.5	<1	<0.5	<100	<100	<100	<100
92508536	MW-35_20201130	MW-35	11/30/2020	**12.2**	<0.5	<0.5	<0.5	<0.5	<0.5	<5	<0.5	<0.5	<1	<0.5	<1	<0.5	<0.5	<0.5	<0.5	<0.5	<2	<0.5	<2	<0.5	<2	<0.5	<0.5	<0.5	<0.5	<0.5	<1	<0.5	<0.5	<0.5	<1	<1.5	<1	<0.5	<100	<100	<100	<100
92514598	MW-35_20210104	MW-35	01/04/2021	**13.8**	<0.5	<0.5	<0.5	<0.5	<0.5	<5	<0.5	<0.5	<1	<0.5	<1	<0.5	<0.5	<0.5	<0.5	<0.5	<2	<0.5	<2	<0.5	<2	<0.5	<0.5	<0.5	<0.5	<0.5	<1	<0.5	<0.5	<0.5	<1	<1.5	<1	<0.5	<100	<100	<100	<100
92520901	MW-35_20210208	MW-35	02/08/2021	<5	<0.5	<0.5	<0.5	<0.5	<0.5	<5	<0.5	<0.5	<1	<0.5	<1	<0.5	<0.5	<0.5	<0.5	<0.5	<2	<0.5	<2	<0.5	<2	<0.5	<0.5	<0.5	<0.5	<0.5	<1	<0.5	<0.5	<0.5	<1	<1.5	<1	<0.5	<100	<100	<100	<100
92526618	MW-35_20210309	MW-35	03/09/2021	<5	<0.5	<0.5	<0.5	<0.5	<0.5	<5	<0.5	<0.5	<1	<0.5	<1	<0.5	<0.5	<0.5	<0.5	<0.5	<2	<0.5	<2	<0.5	<2	<0.5	<0.5	<0.5	<0.5	<0.5	<1	<0.5	<0.5	<0.5	<1	<1.5	<1	<0.5	<100	<100	<100	<100
92531581	MW-35_20210406	MW-35	04/06/2021	<5	<0.5	<0.5	<0.5	<0.5	<0.5	<5	<0.5	<0.5	<1	<0.5	<1	<0.5	<0.5	<0.5	<0.5	<0.5	<2	<0.5	<2	<0.5	<2	<0.5	<0.5	<0.5	<0.5	<0.5	<1	<0.5	<0.5	<0.5	<1	<1.5	<1	<0.5	<50	<50	<50	<50
92537489	MW-35_20210506	MW-35	05/06/2021	<5	<0.5	<0.5	<0.5	<0.5	<0.5	<5	<0.5	<0.5	<1	<0.5	<1	<0.5	<0.5	<0.5	<0.5	<0.5	<2	<0.5	<2	<0.5	<2	<0.5	<0.5	<0.5	<0.5	<0.5	<1	<0.5	<0.5	<0.5	<1	<1.5	<1	<0.5	<50	<50	<50	<50
92542611	MW-35_20210604	MW-35	06/04/2021	<5	<0.5	<0.5	<0.5	<0.5	<0.5	<5	<0.5	<0.5	<1	<0.5	<1	<0.5	<0.5	<0.5	<0.5	<0.5	<2	<0.5	<2	<0.5	<2	<0.5	<0.5	<0.5	<0.5	<0.5	<1	<0.5	<0.5	<0.5	<1	<1.5	<1	<0.5	<50	<50	<50	<50
92548787	MW-35_20210709	MW-35	07/09/2021	<5	<0.5	<0.5	<0.5	<0.5	<0.5	<5	<0.5	<0.5	<1	<0.5	<1	<0.5	<0.5	<0.5	<0.5	<0.5	<2	<0.5	<2	<0.5	<2	<0.5	<0.5	<0.5	<0.5	<0.5	<1	<0.5	<0.5	<0.5	<1	<1.5	<1	<0.5	<50	<50	<50	<50
92554137	MW-35_20210805	MW-35	08/05/2021	<5	<0.5	<0.5	<0.5	<0.5	<0.5	<5	<0.5	<0.5	<1	<0.5	<1	<0.5	<0.5	<0.5	<0.5	<0.5	<2	<0.5	<2	<0.5	<2	<0.5	<0.5	<0.5	<0.5	<0.5	<1	<0.5	<0.5	<0.5	<1	<1.5	<1	<0.5	<50	<50	<50	<50
92559014	MW-35_20210901	MW-35	09/01/2021	<5	<0.5	<0.5	<0.5	<0.5	<0.5	<5	<0.5	<0.5	<1	<0.5	<1	<0.5	<0.5	<0.5	<0.5	<0.5	<2	<0.5	<2	<0.5	<2	<0.5	<0.5	<0.5	<0.5	<0.5	<1	<0.5	<0.5	<0.5	<1	<1.5	<1	<0.5	<50	<50	<50	<50
92563487	MW-35_20210927	MW-35	09/27/2021	<5	<0.5	<0.5	<0.5	<0.5	<0.5	<2	<0.5	<0.5	<0.5	<0.5	<1	<0.5	<0.5	<0.5	<0.5	<0.5	<0.6	<0.5	<5	<0.5	<0.5	<0.5	<0.5	<0.5	<0.5	<0.5	<0.5	<0.5	<0.5	<0.5	<0.5	<1.5	<1	<0.5	<100	<100	<100	NA
92570816	MW-35_20211104	MW-35	11/04/2021	<5	<0.5	<0.5	<0.5	<0.5	<0.5	<5	<0.5	<0.5	<1	<0.5	<1	<0.5	<0.5	<0.5	<0.5	<0.5	<2	<0.5	<2	<0.5	<2	<0.5	<0.5	<0.5	<0.5	<0.5	<1	<0.5	<0.5	<0.5	<1	<1.5	<1	<0.5	<50	<50	<50	<50
92575770	MW-35_20211203	MW-35	12/03/2021	<5	<0.5	<0.5	<0.5	<0.5	<0.5	<5	<0.5	<0.5	<1	<0.5	<1	<0.5	<0.5	<0.5	<0.5	<0.5	<2	<0.5	<2	<0.5	<2	<0.5	<0.5	<0.5	<0.5	<0.5	<1	<0.5	<0.5	<0.5	<1	<1.5	<1	<0.5	<50	<50	<50	<50
92581742	MW-35_20220107	MW-35	01/07/2022	**0.21J**	<0.5	<0.5	<0.5	<0.5	<0.5	<5	<0.5	<0.5	<1	<0.5	<1	<0.5	<0.5	<0.5	<0.5	**0.36J**	<2	<0.5	<2	<0.5	<2	<0.5	<0.5	**1.5**	<0.5	<1	<0.5	**0.51**	<0.5	<1	**1.98**	**1.4**	**0.58**	<50	<50	<50	<50
92585900	MW-35_20220202	MW-35	02/02/2022	<5	<0.5	<0.5	<0.5	<0.5	<0.5	<5	<0.5	<0.5	<1	<0.5	<1	<0.5	<0.5	<0.5	<0.5	<0.5	<2	<0.5	<2	<0.5	<2	<0.5	<0.5	<0.5	<0.5	<0.5	<1	<0.5	<0.5	<0.5	<1	<1.5	<1	<0.5	<50	<50	<50	<50
92591151	MW-35_20220302	MW-35	03/02/2022	<5	<0.5	<0.5	<0.5	<0.5	<0.5	<5	<0.5	<0.5	<1	<0.5	<1	<0.5	<0.5	<0.5	<0.5	<0.5	<2	<0.5	<2	<0.5	<2	<0.5	<0.5	<0.5	<0.5	<0.5	<1	<0.5	<0.5	<0.5	<1	<1.5	<1	<0.5	<50	<50	<50	<50
92597624	MW-35_20220406	MW-35	04/06/2022	<5	<0.5	<0.5	<0.5	<0.5	<0.5	<5	<0.5	<0.5	<1	<0.5	<1	<0.5	<0.5	<0.5	<0.5	<0.5	<2	<0.5	<2	<0.5	<2	<0.5	<0.5	<0.5	<0.5	<0.5	<1	<0.5	<0.5	<0.5	<1	<1.5	<1	<0.5	<50	<50	<50	<50
92602788	MW-35_20220504	MW-35	05/04/2022	<5	<0.5	<0.5	<0.5	<0.5	<0.5	<5	<0.5	<0.5	<1	<0.5	<1	<0.5	<0.5	<0.5	<0.5	<0.5	<2	<0.5	<2	<0.5	<2	<0.5	<0.5	<0.5	<0.5	<0.5	<1	<0.5	<0.5	<0.5	<1	<1.5	<1	<0.5	<50	<50	<50	<50
92607679	MW-35_20220602	MW-35	06/02/2022	**1.6J**	<0.5	<0.5	<0.5	<0.5	<0.5	<5	<0.5	<0.5	<1	<0.5	<1	<0.5	<0.5	<0.5	<0.5	<0.5	<2	<0.5	<2	<0.5	<2	<0.5	<0.5	<0.5	<0.5	<0.5	<1	<0.5	<0.5	<0.5	<1	<1.5	<1	<0.5	<50	<50	<50	<50
MW-36																																										
92494864	MW-36_20200910	MW-36	09/10/2020	<5	<0.5	<0.5	<0.5	<0.5	<0.5	<5	<0.5	<0.5	<1	<0.5	<1	<0.5	<0.5	<0.5	<0.5	<0.5	<2	<0.5	<2	<0.5	<2	<0.5	<0.5	<0.5	<0.5	<0.5	<1	<0.5	<0.5	<0.5	<1	<1.5	<1	<0.5	<100	<100	<100	<100
92501616	MW-36_20201021	MW-36	10/21/2020	<5	<0.5	<0.5	<0.5	<0.5	<0.5	<5	<0.5	<0.5	<1	<0.5	<1	<0.5	<0.5	<0.5	<0.5	<0.5	<2	<0.5	<2	<0.5	<2	<0.5	<0.5	<0.5	<0.5	<0.5	<1	<0.5	<0.5	<0.5	<1	<1.5	<1	<0.5	<100	<100	<100	<100
92508536	MW-36_20201130	MW-36	11/30/2020	**18.4**	<0.5	<0.5	<0.5	<0.5	<0.5	<5	<0.5	<0.5	<1	<0.5	<1	<0.5	<0.5	<0.5	<0.5	<0.5	<2	<0.5	<2	<0.5	<2	<0.5	<0.5	<0.5	<0.5	<0.5	<1	<0.5	<0.5	<0.5	<1	<1.5	<1	<0.5	<100	<100	<100	<100
92514598	MW-36_20210104	MW-36	01/04/2021	**6.9**	<0.5	<0.5	<0.5	<0.5	<0.5	<5	<0.5	<0.5	<1	<0.5	<1	<0.5	<0.5	<0.5	<0.5	<0.5	<2	<0.5	<2	<0.5	<2	<0.5	<0.5	<0.5	<0.5	<0.5	<1	<0.5	<0.5	<0.5	<1	<1.5	<1	<0.5	<100	<100	<100	<100
92521555	MW-36_20210210	MW-36	02/10/2021	<5	**3.1**	<0.5	<0.5	<0.5	<0.5	<5	<0.5	<0.5	<1	<0.5	<1	<0.5	<0.5	<0.5	<0.5	**1.9**	<2	<0.5	<2	<0.5	<2	<0.5	<0.5	**12.7**	<0.5	<1	<0.5	**3.7**	**1**	<1	**10**	**6.9**	**3.1**	<100	<100	<100	**149**
92526977	MW-36_20210310	MW-36	03/10/2021	<5	<0.5	<0.5	<0.5	<0.5	<0.5	<5	<0.5	<0.5	<1	<0.5	<1	<0.5	<0.5	<0.5	<0.5	<0.5	<2	<0.5	<2	<0.5	<2	<0.5	<0.5	<0.5	<0.5	<0.5	<1	<0.5	<0.5	<0.5	<1	<1.5	<1	<0.5	<100	<100	<100	<100
92530256	MW-36_20210407	MW-36	04/07/2021	<5	<0.5	<0.5	<0.5	<0.5	<0.5	<5	<0.5	<0.5	<1	<0.5	<1	<0.5	<0.5	<0.5	<0.5	<0.5	<2	<0.5	<2	<0.5	<2	<0.5	<0.5	<0.5	<0.5	<0.5	<1	<0.5	<0.5	<0.5	<1	<1.5	<1	<0.5	<50	<50	<50	<50
92537489	MW-36_20210506	MW-36	05/06/2021	<5	<0.5	<0.5	<0.5	<0.5	<0.5	<5	<0.5	<0.5	<1	<0.5	<1	<0.5	<0.5	<0.5	<0.5	<0.5	<2	<0.5	<2	<0.5	<2	<0.5	<0.5	<0.5	<0.5	<0.5	<1	<0.5	<0.5	<0.5	<1	<1.5	<1	<0.5	<50	<50	<50	<50
92542375	MW-36_20210603	MW-36	06/03/2021	<5	<0.5	<0.5	<0.5	<0.5	<0.5	<5	<0.5	<0.5	<1	<0.5	<1	<0.5	<0.5	<0.5	<0.5	<0.5	<2	<0.5	<2	<0.5	<2	<0.5	<0.5	<0.5	<0.5	<0.5	**0.33J**	<0.5	<0.5	<0.5	<1	<1.5	<1	<0.5	<50	<50	<50	<50
92548527	MW-36_20210708	MW-36	07/08/2021	<5	<0.5	<0.5	<0.5	<0.5	<0.5	<5	<0.5	<0.5	<1	<0.5	<1	<0.5	<0.5	<0.5	<0.5	<0.5	<2	<0.5	<2	<0.5	<2	<0.5	<0.5	<0.5	<0.5	<0.5	**0.3J**	<0.5	<0.5	<0.5	<1	<1.5	<1	<0.5	<50	<50	<50	<50
92554285	MW-36_20210806	MW-36	08/06/2021	<5	<0.5	<0.5	<0.5	<0.5	<0.5	<5	<0.5	<0.5	<1	<0.5	<1	<0.5	<0.5	<0.5	<0.5	<0.5	<2	<0.5	<2	<0.5	<2	<0.5	<0.5	<0.5	<0.5	<0.5	<1	<0.5	<0.5	<0.5	<1	<1.5	<1	<0.5	<50	<50	<50	<50
92559360	MW-36_20210902	MW-36	09/02/2021	<5	<0.5	<0.5	<0.5	<0.5	<0.5	<5	<0.5	<0.5	<1	<0.5	<1	<0.5	<0.5	<0.5	<0.5	<0.5	<2	<0.5	<2	<0.5	<2	<0.5	<0.5	<0.5	<0.5	<0.5	**0.38J**	<0.5	<0.5	<0.5	<1	<1.5	<1	<0.5	<50	<50	<50	<50
92559360	DUP-2-20210902	MW-36	9/2/2021	<5	<0.5	<0.5	<0.5	<0.5	<0.5	<5	<0.5	<0.5	<1	<0.5	<1	<0.5	<0.5	<0.5	<0.5	<0.5	<2	<0.5	<2	<0.5	<2	<0.5	<0.5	<0.5	<0.5	<0.5	**0.39J**	<0.5	<0.5	<0.5	<1	<1.5	<1	<0.5	<50	<50	<50	<50
92563804	MW-36_20210928	MW-36	9/28/2021	<5	<0.5	<0.5	<0.5	<0.5	<1	<5	<0.5	<0.5	<0.5	<0.5	<0.6	<0.5	<0.5	<0.5	<0.5	<0.5	<0.6	<0.5	<5	<0.5	<0.5	<0.5	<0.5	<0.5	<0.5	<0.5	**0.27J**	<0.5	<0.5	<0.5	<0.5	<1.5	<1	<0.5	<100	<100	<100	NA
92570816	MW-36_20211104	MW-36	11/04/2021	<5	<0.5	<0.5	<0.5	<0.5	<0.5	<5	<0.5	<0.5	<1	<0.5	<1	<0.5	<0.5	<0.5	<0.5	<0.5	<2	<0.5	<2	<0.5	<2	<0.5	<0.5	<0.5	<0.5	<0.5	**0.40J**	<0.5	<0.5	<0.5	<1	<1.5	<1	<0.5	<50	<50	<50	<50
92575770	MW-36_20211203	MW-36	12/03/2021	<5	<0.5	<0.5	<0.5	<0.5	<0.5	<5	<0.5	<0.5	<1	<0.5	<1	<0.5	<0.5	<0.5	<0.5	<0.5	<2	<0.5	<2	<0.5	<2	<0.5	<0.5	<0.5	<0.5	<0.5	**0.47J**	<0.5	<0.5	<0.5	<1	<1.5	<1	<0.5	<50	<50	<50	<50
92583376	MW-36_20220106	MW-36	01/06/2022	**1.0J**	<0.5	<0.5	<0.5	<0.5	<0.5	<5	<0.5	<0.5	<1	<0.5	<1	<0.5	<0.5	<0.5	<0.5	<0.5	<2	<0.5	<2	<0.5	<2	<0.5	<0.5	<0.5	<0.5	<0.5	<1	<0.5	<0.5	<0.5	<1	<1.5	<1	<0.5	<50	<50	<50	<50
92585900	MW-36_20220202	MW-36	02/02/2022	<5	<0.5	<0.5	<0.5	<0.5	<0.5	<5	<0.5	<0.5	<1	<0.5	<1	<0.5	<0.5	<0.5	<0.5	<0.5	<2	<0.5	<2	<0.5	<2	<0.5	<0.5	<0.5	<0.5	<0.5	**0.34J**	<0.5	<0.5	<0.5	<1	<1.5	<1	<0.5	<50	<50	<50	<50
92591151	MW-36_20220302	MW-36	03/02/2022	**0.11J**	<0.5	<0.5	<0.5	<0.5	<0.5	<5	<0.5	<0.5	<1	<0.5	<1	<0.5	<0.5	<0.5	<0.5	<0.5	<2	<0.5	<2	<0.5	<2	<0.5	<0.5	<0.5	<0.5	<0.5	<1	<0.5	<0.5	<0.5	<1	<1.5	<1	<0.5	<50	<50	<50	<50
92598233	MW-36_20220407	MW-36	04/07/2022	**6.2**	<0.5	<0.5	<0.5	<0.5	<0.5	<5	<0.5	<0.5	<1	<0.5	<1	<0.5	<0.5	<0.5	<0.5	<0.5	<2	<0.5	<2	<0.5	<2	<0.5	<0.5	<0.5	<0.5	<0.5	**0.52J**	<0.5	<0.5	<0.5	<1	<1.5	<1	<0.5	<50	<50	<50	<50
92603086	MW-36_20220505	MW-36	05/05/2022	<5	<0.5	<0.5	<0.5	<0.5	<0.5	<5	<0.5	<0.5	<1	<0.5	<1	<0.5	<0.5	<0.5	**0.67**	<0.5	<2	<0.5	<2	<0.5	<2	<0.5	<0.5	<0.5	<0.5	<0.5	**0.50J**	<0.5	<0.5	<0.5	<1	<1.5	<1	<0.5	<50	<50	<50	<50
92607679	MW-36_20220602	MW-36	06/02/2022	<5	<0.5	<0.5	<0.5	<0.5	<0.5	<5	<0.5	<0.5	<1	<0.5	<1	<0.5	<0.5	<0.5	**1.1**	<0.5	<2	<0.5	<2	<0.5	<2	<0.5	<0.5	<0.5	<0.5	<0.5	**0.57J**	<0.5	<0.5	<0.5	<1	<1.5	<1	<0.5	<50	<50	<50	<50
MW-37																																										
92494864	MW-37_20200910	MW-37	09/10/2020	<5	<0.5	<0.5	<0.5	<0.5	<0.5	<5	<0.5	<0.5	<1	<0.5	<1	<0.5	<0.5	<0.5	<0.5	<0.5	<2	<0.5	<2	<0.5	<2	<0.5	<0.5	<0.5	<0.5	<0.5	<1	<0.5	<0.5	<0.5	<1	<1.5	<1	<0.5	<100	<100	<100	<100
92501616	MW-37_20201021	MW-37	10/21/2020	<5	<0.5	<0.5	<0.5	<0.5	<0.5	<5	<0.5	<0.5	<1	<0.5	<1	<0.5	<0.5	<0.5	<0.5	<0.5	<2	<0.5	<2	<0.5	<2	<0.5	<0.5	<0.5	<0.5	<0.5	<1	<0.5	<0.5	<0.5	<1	<1.5	<1	<0.5	<100	<100	<100	<100
92508536	MW-37_20201130	MW-37	11/30/2020	**9.0**	<0.5	<0.5	<0.5	<0.5	<0.5	<5	<0.5	<0.5	<1	<0.5	<1	<0.5	<0.5	<0.5	<0.5	<0.5	<2	<0.5	<2	<0.5	<2	<0.5	<0.5	<0.5	<0.5	<0.5	<1	<0.5	<0.5	<0.5	<1	<1.5	<1	<0.5	<100	<100	<100	<100
92514598	MW-37_20210104	MW-37	01/04/2021	**9.7**	<0.5	<0.5	<0.5	<0.5	<0.5	<5	<0.5	<0.5	<1	<0.5	<1	<0.5	<0.5	<0.5	<0.5	<0.5	<2	<0.5	<2	<0.5	<2	<0.5	<0.5	<0.5	<0.5	<0.5	<1	<0.5	<0.5	<0.5	<1	<1.5	<1	<0.5	<100	<100	<100	<100

Table 5A
Summary of Monitoring Well Sampling Results

Colonial Pipeline Company
2020-L1-SR2448
Huntersville, North Carolina

Lab Report Number	Sample ID	Well ID	Sample Date	Metals (µg/L)	VOCs (µg/L)																																MADEP VPH (µg/L)			
				Lead	Benzene	Bromobenzene	Bromochloromethane	Bromodichloromethane	Bromoform	Bromomethane	n-Butylbenzene	sec-Butylbenzene	Chloroethane	Chloroform	Chloromethane	2-Chlorotoluene	Dibromochloromethane	1,2-Dichloroethane	Diisopropyl ether	Ethylbenzene	Hexachloro-1,3-butadiene	Isopropylbenzene (Cumene)	Methylene Chloride	Methyl-tert-butyl ether	Naphthalene	n-Propylbenzene	Styrene	Tetrachloroethene	Toluene	Trichloroethene	Trichlorofluoromethane	1,2,3-Trichloropropane	1,2,4-Trimethylbenzene	1,3,5-Trimethylbenzene	Vinyl chloride	Xylene (Total)	m&p-Xylene	o-Xylene	C5 - C8 Aliphatics	C9 - C12 Aliphatics	C9 - C10 Aromatics	VPH (Total)
NCAC 2L Standards				**15**	**1**	**NE**	**NE**	**0.6**	**4**	**10**	**70**	**70**	**3000**	**70**	**3**	**100**	**0.4**	**0.4**	**70**	**600**	**0.4**	**70**	**5**	**20**	**6**	**70**	**70**	**0.7**	**600**	**3**	**2000**	**0.005**	**400**	**400**	**0.03**	**500**	**500**	**500**	**400**	**700**	**200**	**NE**
IMAC Standards				**--**	**--**	**--**	**--**	**--**	**--**	**--**	**--**	**--**	**--**	**--**	**--**	**--**	**--**	**--**	**--**	**--**	**--**	**--**	**--**	**--**	**--**	**--**	**--**	**--**	**--**	**--**	**--**	**--**	**--**	**--**	**--**	**--**	**--**	**--**	**--**	**--**	**--**
MW-38																																										
92495907	MW-38_20200916	MW-38	09/16/2020	<5	**3.4**	<0.5	<0.5	**0.74**	<0.5	<5	<0.5	<0.5	<1	**4.3**	<1	<0.5	<0.5	<0.5	**2**	<0.5	<2	<0.5	<2	**0.78**	<2	<0.5	<0.5	<0.5	<0.5	<0.5	<1	<0.5	<0.5	<0.5	<1	<1.5	<1	<0.5	<100	<100	<100	<100
92501960	MW-38_20201023	MW-38	10/23/2020	<5	**30.9**	<0.5	<0.5	<0.5	<0.5	<5	<0.5	<0.5	<1	<0.5	<1	<0.5	<0.5	<0.5	**28.4**	**3.4**	<2	<0.5	<2	**12.2**	<2	<0.5	<0.5	<0.5	**70.3**	<0.5	<1	<0.5	<0.5	<0.5	<1	**13.2**	**6.3**	**6.9**	**231**	<100	<100	**291**
92509560	MW-38_20201203	MW-38	12/03/2020	**22.4**	**125**	<0.5	<0.5	<0.5	<0.5	<5	<0.5	<0.5	<1	<0.5	<1	<0.5	<0.5	<0.5	**50.4**	**14.1**	<2	<0.5	<2	**19.0**	<2	<0.5	<0.5	<0.5	**152**	<0.5	<1	<0.5	**3.9**	<0.5	<1	**76.5**	**45.7**	**30.8**	**681**	**153**	<100	**885**
92509560	Dup-3-20201203	MW-38	12/03/2020	**24.6**	**134**	<0.5	<0.5	<0.5	<0.5	<5	<0.5	<0.5	<1	<0.5	<1	<0.5	<0.5	<0.5	**51.8**	**14.6**	<2	<0.5	<2	**19.3**	<2	<0.5	<0.5	<0.5	**162**	<0.5	<1	<0.5	**4.2**	<0.5	<1	**84**	**50.1**	**33.9**	**761**	**162**	<100	**969**
92515544	MW-38_20210107	MW-38	01/07/2021	**13.2**	**78.1**	<0.5	<0.5	<0.5	<0.5	<5	<0.5	<0.5	<1	<0.5	<1	<0.5	<0.5	<0.5	**37.7**	**8.5**	<2	<0.5	<2	**13.8**	<2	<0.5	<0.5	<0.5	**79.5**	<0.5	<1	<0.5	**3.7**	<0.5	<1	**54.6**	**34**	**20.6**	**389**	**107**	<100	**532**
92521237	MW-38_20210209	MW-38	02/09/2021	<5	**121**	<0.5	<0.5	<0.5	<0.5	<5	<0.5	<0.5	<1	<0.5	<1	<0.5	<0.5	<0.5	**59.7**	**4.9**	<2	<0.5	<2	**22.2**	<2	<0.5	<0.5	<0.5	**39.1**	<0.5	<1	<0.5	**5.1**	<0.5	<1	**79.8**	**47.8**	**32**	**443**	**135**	<100	**622**
92526977	MW-38_20210310	MW-38	03/10/2021	<5	**375**	<2	<2	<2	<2	<20	<2	<2	<4	<2	<4	<2	<2	<2	**85.4**	**42.4**	<8	<2	<8	**33.4**	**18.1**	<2	<2	<2	**323**	<2	<4	<2	**29.8**	<2	<4	**290**	**189**	**101**	**1,770**	**619**	<100	**2,490**
92526977	DUP-1-20210310	MW-38	03/10/2021	<5	**377**	<2	<2	<2	<2	<20	<2	<2	<4	<2	<4	<2	<2	<2	**89.7**	**42.4**	<8	<2	<8	**35.1**	<8	<2	<2	<2	**327**	<2	<4	<2	**22.8**	<2	<4	**300**	**195**	**105**	**1,570**	**464**	<100	**2,100**
92530256	MW-38_20210407	MW-38	04/07/2021	<5	**644**	<2.5	<2.5	<2.5	<2.5	<25	<2.5	<2.5	<5	<2.5	<5	<2.5	<2.5	<2.5	**136**	**68.1**	<10	<2.5	<10	**50.2**	**11.8**	<2.5	<2.5	<2.5	**473**	<2.5	<5	<2.5	**46.9**	<2.5	<5	**453**	**299**	**154**	**5,570**	**1,400**	**126**	**6,966**
92537489	MW-38_20210506	MW-38	05/06/2021	<5	**978**	<5	<5	<5	<5	<50	<5	<5	<10	<5	<10	<5	<5	<5	**159**	**107**	<20	<5	<20	**72.7**	**13.1J**	<5	<5	<5	**743**	<5	<10	<5	**53**	<5	<10	**713**	**463**	**250**	**8,950**	**2,100**	**198**	**11,000**
92542375	MW-38_20210603	MW-38	06/03/2021	<5	**1,320**	<5	<5	<5	<5	<50	<5	<5	<10	<5	<10	<5	<5	<5	**230**	**147**	<20	**4.4J**	<20	**87.8**	**16.5J**	<5	<5	<5	**727**	<5	<10	<5	**75**	<5	<10	**935**	**615**	**320**	**11,100**	**2,600**	**236**	**13,700**
92548168	MW-38_20210707	MW-38	07/07/2021	<5	**1,630**	<5	<5	<5	<5	<50	<5	<5	<10	<5	<10	<5	<5	<5	**264**	**205**	<20	**5.7J**	<20	**109**	**23.8**	**12.3**	<5	<5	**780**	<5	<10	<5	**99.9**	**26**	<10	**1,225**	**805**	**420**	**13,400**	**2,840**	**321**	**16,660**
92548168	DUP-1-20210707	MW-38	07/07/2021	<5	**1,630**	<6.2	<6.2	<6.2	<6.2	<62.5	<6.2	<6.2	<12.5	<6.2	<12.5	<6.2	<6.2	<6.2	**271**	**209**	<25	**5.7J**	<25	**113**	**25.1**	**12.8**	<6.2	<6.2	**795**	<6.2	<12.5	<6.2	**106**	**27.6**	<12.5	**1,256**	**829**	**427**	**14,700**	**3,070**	**356**	**18,100**
92553563	MW-38_20210804	MW-38	08/04/2021	**31.2**	**1,920**	<5	<5	<5	<5	<50	<5	<5	<10	<5	<10	<5	<5	<5	**302**	**150**	<20	**3.9J**	<20	**134**	**18.1J**	**7**	<5	<5	**494**	<5	<10	<5	**51.8**	**13.8**	<10	**892**	**557**	**335**	**15,200**	**2,530**	**243**	**17,900**
92559360	MW-38_20210902	MW-38	09/02/2021	**4.7J**	**2,270**	<6.2	<6.2	<6.2	<6.2	<62.5	<6.2	<6.2	<12.5	<6.2	<12.5	<6.2	<6.2	<6.2	**324**	**307**	<25	**9.0**	<25	**115**	**64.6**	<6.2	<6.2	<6.2	**822**	<6.2	<12.5	<6.2	**163**	<6.2	<12.5	**1,948**	**1,290**	**658**	**15,600**	**3,890**	**395**	**19,900**
MW-39																																									
92495906	MW-39_20200916	MW-39	09/16/2020	<5	**966**	<5	<5	<5	<5	<50	<5	<5	<10	**13.9**	<10	<5	<5	<5	**83.3**	**124**	<20	<5	<20	**10.8**	<20	<5	<5	<5	**1,980**	<5	<10	<5	**61.1**	<5	<10	**616**	**407**	**209**	**4,280**	**732**	**177**	**5,190**
MW-40																																									
92495100	MW-40_20200911	MW-40	09/11/2020	<5	<0.5	<0.5	<0.5	<0.5	<0.5	<5	<0.5	<0.5	<1	<0.5	<1	<0.5	<0.5	<0.5	**3.2**	<0.5	<2	<0.5	<2	**1.3**	<2	<0.5	<0.5	<0.5	<0.5	<0.5	<1	<0.5	<0.5	<0.5	<1	<1.5	<1	<0.5	<100	<100	<100	<100
92501343	MW-40_20201020	MW-40	10/20/2020	**9.1**	<0.5	<0.5	<0.5	<0.5	<0.5	<5	<0.5	<0.5	<1	<0.5	<1	<0.5	<0.5	<0.5	<0.5	<0.5	<2	<0.5	<2	<0.5	<2	<0.5	<0.5	<0.5	<0.5	<0.5	<1	<0.5	<0.5	<0.5	<1	<1.5	<1	<0.5	<100	<100	<100	<100
92508884	MW-40_20201201	MW-40	12/01/2020	**47.9**	**416**	<2.5	<2.5	<2.5	<2.5	<25	<2.5	<2.5	<5	<2.5	<5	<2.5	<2.5	<2.5	**27.7**	**37.7**	<10	<2.5	<10	**3.2**	<10	<2.5	<2.5	<2.5	**829**	<2.5	<5	<2.5	**71.1**	<2.5	<5	**617**	**404**	**213**	**2,770**	**1,070**	**323**	**4,070**
92515075	MW-40_20210106	MW-40	01/06/2021	**32.4**	**1,870**	<12.5	<12.5	<12.5	<12.5	<125	<12.5	<12.5	<25	<12.5	<25	<12.5	<12.5	<12.5	**146**	**252**	<50	<12.5	<50	**20**	**78.4**	<12.5	<12.5	<12.5	**4,460**	<12.5	<25	<12.5	**355**	<12.5	<25	**1,942**	**1,280**	**662**	**12,100**	**6,890**	**1,430**	**20,400**
MW-41R																																									
92495103	MW-41_20200911	MW-41	09/11/2020	<10	<0.5	<0.5	<0.5	<0.5	<0.5	<5	<0.5	<0.5	<1	<0.5	<1	<0.5	<0.5	<0.5	**0.72**	<0.5	<2	<0.5	<2	<0.5	<2	<0.5	<0.5	<0.5	<0.5	<0.5	<1	<0.5	<0.5	<0.5	<1	<1.5	<1	<0.5	<100	<100	<100	<100
92501960	MW-41_20201023	MW-41	10/23/2020	**18.2**	<0.5	<0.5	<0.5	<0.5	<0.5	<5	<0.5	<0.5	<1	<0.5	<1	<0.5	<0.5	<0.5	**2.3**	<0.5	<2	<0.5	<2	<0.5	<2	<0.5	<0.5	<0.5	<0.5	<0.5	<1	<0.5	<0.5	<0.5	<1	<1.5	<1	<0.5	<100	<100	<100	<100
92509560	MW-41_20201203	MW-41	12/03/2020	**13.6**	**5.3**	<0.5	<0.5	<0.5	<0.5	<5	<0.5	<0.5	<1	<0.5	<1	<0.5	<0.5	<0.5	**1.6**	**0.68**	<2	<0.5	<2	<0.5	<2	<0.5	<0.5	<0.5	**8.5**	<0.5	<1	<0.5	<0.5	<0.5	<1	**4.7**	**3.0**	**1.7**	<100	<100	<100	<100
92514898	MW-41_20210105	MW-41	01/05/2021	**70.9**	<0.5	<0.5	<0.5	<0.5	<0.5	<5	<0.5	<0.5	<1	<0.5	<1	<0.5	<0.5	<0.5	<0.5	<0.5	<2	<0.5	<2	<0.5	<2	<0.5	<0.5	<0.5	<0.5	<0.5	<1	<0.5	<0.5	<0.5	<1	<1.5	<1	<0.5	<100	<100	<100	<100
92521555	MW-41_20210210	MW-41	02/10/2021	<5	**16.1**	<0.5	<0.5	<0.5	<0.5	<5	<0.5	<0.5	<1	<0.5	<1	<0.5	<0.5	<0.5	**5.4**	<0.5	<2	<0.5	<2	**1.4**	<2	<0.5	<0.5	<0.5	**0.81**	<0.5	<1	<0.5	**1**	<0.5	<1	**11.7**	**7.2**	**4.5**	**119**	<100	<100	**175**
92527327	MW-41_20210311	MW-41	03/11/2021	<5	**64.3**	<0.5	<0.5	<0.5	<0.5	<5	<0.5	<0.5	<1	<0.5	<1	<0.5	<0.5	<0.5	**12.6**	<0.5	<2	<0.5	<2	**3.1**	<2	<0.5	<0.5	<0.5	**4.4**	<0.5	<1	<0.5	**3.1**	<0.5	<1	**32.8**	**16.1**	**16.7**	**343**	**66.3**	<50	**62.7**
92532417	MW-41_20210408	MW-41	04/08/2021	<5	**7.2**	<0.5	<0.5	<0.5	<0.5	<5	<0.5	<0.5	<1	<0.5	<1	<0.5	<0.5	<0.5	**3.4**	<0.5	<2	<0.5	<2	**0.76**	<2	<0.5	<0.5	<0.5	<0.5	<0.5	<1	<0.5	<0.5	<0.5	<1	**2.5**	**1.1**	**1.4**	<50	<50	<50	<50
92537784	MW-41_20210507	MW-41	05/07/2021	**4.6J**	**0.87**	<0.5	<0.5	<0.5	<0.5	<5	<0.5	<0.5	<1	<0.5	<1	<0.5	<0.5	<0.5	**0.71**	<0.5	<2	<0.5	<2	<0.5	**0.81J**	<0.5	<0.5	<0.5	<0.5	<0.5	<1	<0.5	<0.5	<0.5	<1	**0.44J**	<1	**0.44J**	<50	<50	<50	<50
92542611	MW-41_20210604	MW-41	06/04/2021	<5	<0.5	<0.5	<0.5	<0.5	<0.5	<5	<0.5	<0.5	<1	<0.5	<1	<0.5	<0.5	<0.5	<0.5	<0.5	<2	<0.5	<2	<0.5	<2	<0.5	<0.5	<0.5	<0.5	<0.5	<1	<0.5	<0.5	<0.5	<1	<1.5	<1	<0.5	<50	<50	<50	<50
92548527	MW-41_20210708	MW-41	07/08/2021	**5.1**	<0.5	<0.5	<0.5	<0.5	<0.5	<5	<0.5	<0.5	<1	<0.5	<1	<0.5	<0.5	<0.5	<0.5	<0.5	<2	<0.5	<2	<0.5	<2	<0.5	<0.5	<0.5	<0.5	<0.5	<1	<0.5	<0.5	<0.5	<1	<1.5	<1	<0.5	<50	<50	<50	<50
92553563	MW-41_20210804	MW-41	08/04/2021	<5	**1.5**	<0.5	<0.5	<0.5	<0.5	<5	<0.5	<0.5	<1	<0.5	<1	<0.5	<0.5	<0.5	**0.32J**	<0.5	<2	<0.5	<2	<0.5	<2	<0.5	<0.5	<0.5	<0.5	<0.5	<1	<0.5	<0.5	<0.5	<1	**0.45J**	<1	**0.45J**	<50	<50	<50	<50
92559360	MW-41_20210902	MW-41	09/02/2021	<5	**15.5**	<0.5	<0.5	<0.5	<0.5	<5	<0.5	<0.5	<1	<0.5	<1	<0.5	<0.5	<0.5	**3.8J**	<0.5	<2	<0.5	<2	<0.5	<2	<0.5	<0.5	<0.5	**9.0**	<0.5	<1	<0.5	<0.5	<0.5	<1	**9.8**	**4.5**	**5.3J**	**108**	<50	<50	**123**
92564336	MW-41_20210929	MW-41	09/29/2021	<5	**6.2**	<0.5	<0.5	<0.5	<1	<5	<0.5	<0.5	<0.5	<0.5	<0.6	<0.5	<0.5	<0.5	**1.0**	**0.73**	<0.6	<0.5	<5	<0.5	<0.5	<0.5	<0.5	<0.5	**9.5**	<0.5	<0.5	<0.5	<0.5	<0.5	<0.5	**3.4**	**1.9**	**1.5**	<100	<100	<100	NA
92570483	MW-41_20211103	MW-41	11/03/2021	**5.4**	**94.5**	<0.5	<0.5	<0.5	<0.5	<5	<0.5	<0.5	<1	<0.5	<1	<0.5	<0.5	<0.5	**21.4**	**1.1**	<2	<0.5	<2	**2.8**	**1.6J**	<0.5	<0.5	<0.5	**57.3**	<0.5	<1	<0.5	**6.3**	<0.5	<1	**86**	**46.2**	**39.8**	**876**	**182**	<50	**1,070**
92575654	MW-41_20211202	MW-41	12/02/2021	<5	**14.4**	<0.5	<0.5	<0.5	<0.5	<5	<0.5	<0.5	<1	<0.5	<1	<0.5	<0.5	<0.5	**9.3**	<0.5	<2	<0.5	<2	**0.82**	<2	<0.5	<0.5	<0.5	**6.3**	<0.5	<1	<0.5	**0.93**	**0.38J**	<1	**20**	**8.4**	**11.6**	**140**	<50	<50	**180**
92583376	MW-41_20220106	MW-41	01/06/2022	**0.21J**	**174**	<0.5	<0.5	<0.5	<0.5	<5	<0.5	<0.5	<1	<0.5	<1	<0.5	<0.5	<0.5	**15.9**	**5.5**	<2	**0.69**	<2	<0.5	**4.9**	**0.86**	<0.5	<0.5	**147**	<0.5	<1	<0.5	**13.6**	**4.7**	<1	**188.2**	**86.2**	**102**	**1,790**	**320**	<50	**2,150**
92598325	MW-41R_20220408	MW-41R	04/08/2022	**5.7**	**287**	<1.2	<1.2	<1.2	<1.2	<12.5	<1.2	<1.2	<2.5	<1.2	<2.5	<1.2	<1.2	<1.2	**28.6**	**5.7**	<5	**1.6**	<5	**3.4**	**14.5**	**2.0**	<1.2	<1.2	**186**	<1.2	<2.5	<1.2	**52.9**	**18.2**	<2.5	**444**	**220**	**224**	**3,870**	**1,280**	**366**	**5,510**
92603086	MW-41_20220505	MW-41R	05/05/2022	<5	**311**	<6.2	<6.2	<6.2	<6.2	<62.5	<6.2	<6.2	<12.5	<6.2	<12.5	<6.2	<6.2	<6.2	**12.2**	**99.0**	<25	**5.6J**	<25	<6.2	**34.9**	**8.3**	<6.2	<6.2	**1,410**	<6.2	<12.5	<6.2	**165**	**49.5**	<12.5	**1,304**	**814**	**490**	**15,100**	**3,980**	**1,210**	**20,200**
92607872	MW-41R_20220603	MW-41R	06/03/2022	<5	**285**	<2.5	<2.5	<2.5	<2.5	<25	<2.5	<2.5	<5	<2.5	<5	<2.5	<2.5	<2.5	**13.1**	**70.2**	<10	**5.0**	<10	<2.5	**29.8**	**6.2**	<2.5	<2.5	**630**	<2.5	<5	<2.5	**162**	**57.9**	<5	**1,145**	**675**	**470**	**7,320**	**2,570**	**705**	**10,600**
92607872	DUP-2-20220603	MW-41R	06/03/2022	<5	**377**	<2.5	<2.5	<2.5	<2.5	<25	**6.6**	<2.5	<5	<2.5	<5	<2.5	<2.5	<2.5	**18.8**	**87.6**	<10	**5.8**	**10.8**	<2.5	**34**	**7.9**	<2.5	<2.5	**823**	<2.5	<5	<2.5	**202**	**68.1**	<5	**1,404**	**824**	**580**	**8,050**	**2,640**	**740**	**11,400**
MW-42																																									
92495626	MW-42_20200915	MW-42	09/15/2020	<5	**1.3**	<0.5	<0.5	**1.9**	<0.5	<5	<0.5	<0.5	<1	**23.8**	<1	<0.5	<0.5	<0.5	<0.5	**2.4**	<2	<0.5	<2	<0.5	<2	<0.5	<0.5	<0.5	**10.8**	<0.5	<1	<0.5	**5.3**	**1.4**	<1	**19.5**	**13.3**	**6.2**	<100	<100	<100	**150**
92500606	MW-42_20201007	MW-42	09/13/2020	<5	**0.78**	<0.5	<0.5	**0.7**	<0.5	<5	<0.5	<0.5	<1	**23.9**	<1	<0.5	<0.5	<0.5	<0.5	**0.75**	<2	<0.5	<2	<0.5	<2	<0.5	<0.5	<0.5	**1.8**	<0.5	<1	<0.5	**1.3**	<0.5	<1	**8.5**	**4.9**	**3.6**	<100	<100	<100	<100
92501344	MW-42_20201020	MW-42	10/20/2020	<5	<0.5	<0.5	<0.5	<0.5	<0.5	<5	<0.5	<0.5	<1	**15.5**	<1	<0.5	<0.5	<0.5	<0.5	<0.5	<2	<0.5	<2	<0.5	<2	<0.5	<0.5	<0.5	<0.5	<0.5	<1	<0.5	<0.5	<0.5	<1	<1.5	<1	<0.5	<100	<100	<100	<100
92509255	MW-42_20201202	MW-42	12/02/2020	<5	<0.5	<0.5	<0.5	<0.5	<0.5	<5	<0.5	<0.5	<1	**10.6**	<1	<0.5	<0.5	<0.5	<0.5	<0.5	<2	<0.5	<2	<0.5	<2	<0.5	<0.5	<0.5	<0.5	<0.5	<1	<0.5	<0.5	<0.5	<1	<1.5	<1	<0.5	<100	<100	<100	<100
92515387	MW-42_20210107	MW-42	01/07/2021	<5	<0.5	<0.5	<0.5	<0.5	<0.5	<5	<0.5	<0.5	<1	**6.8**	<1	<0.5	<0.5	<0.5	<0.5	<0.5	<2	<0.5	<2	<0.5	<2	<0.5	<0.5	<0.5	<0.5	<0.5	<1	<0.5	<0.5	<0.5	<1	<1.5	<1	<0.5	<100	<100	<100	<100
92522125	MW-42_20210212	MW-42	02/12/2021	<5	<0.5	<0.5	<0.5	<0.5	<0.5	<5	<0.5	<0.5	<1	**5.3**	<1	<0.5	<0.5	<0.5	<0.5	**1.6**	<2	<0.5	<2	<0.5	**4.4**	<0.5	<0.5	<0.5	**3.3**	<0.5	<1	<0.5	**14.8**	**3.9**	<1	**10.9**	**7.3**	**3.6**	<100	<100	**123**	**252**
92526617	MW-42_20210309	MW-42	03/09/2021	**5.0**	<0.5	<0.5	<0.5	<0.5	<0.5	<5	<0.5	<0.5	<1	**6**	<1	<0.5	<0.5	<0.5	<0.5	<0.5	<2	<0.5	<2	<0.5	<2	<0.5	<0.5	<0.5	<0.5	<0.5	<1	<0.5	<0.5	<0.5	<1	<1.5	<1	<0.5	<100	<100	<100	<100
92531227	MW-42_20210405	MW-42	04/05/2021	<5	<0.5	<0.5	<0.5	<0.5	<0.5	<5	<0.5	<0.5	<1	**4**	<1	<0.5	<0.5	<0.5	<0.5	<0.5	<2	<0.5	<2	<0.5	<2	<0.5	<0.5	<0.5	<0.5	<0.5	<1	<0.5	<0.5	<0.5	<1	<1.5	<1	<0.5	<50	<50	<50	<50
92536429	MW-42_20210503	MW-42	05/03/2021	<5	<0.5	<0.5	<0.5	<0.5	<0.5	<5	<0.5	<0.5	<1	**3.7**	<1	<0.5	<0.5	<0.5	<0.5	<0.5	<2	<0.5	<2	<0.5	**0.88J**	<0.5	<0.5	<0.5	<0.5	<0.5	<1	<0.5	<0.5	<0.5	<1	**1.13J**	**0.74J**	**0.39J**	<50	<50	<50	<50
92541705	MW-42_20210601	MW-42	06/01/2021	<5	<0.5	<0.5	<0.5	<0.5	<0.5	<5	<0.5	<0.5	<1	**3**	<1	<0.5	<0.5	<0.5	<0.5	<0.5	<2	<0.5	<2	<0.5	<2	<0.5	<0.5	<0.5	<0.5	<0.5	<1	<0.5	<0.5	<0.5	<1	<1.5	<1	<0.5	<50	<50	<50	<50
92547901	MW-42_20210706	MW-42	07/06/2021	**5.3**	<0.5	<0.5	<0.5	<0.5	<0.5	<5	<0.5	<0.5	<1	<0.5	<1	<0.5	<0.5	<0.5	<0.5	<0.5	<2	<0.5	<2	<0.5	<2	<0.5	<0.5	<0.5	<0.5	<0.5	<1	<0.5	<0.5	<0.5	<1	<1.5	<1	<0.5	<50	<50	<50	<50

Table 5A
Summary of Monitoring Well Sampling Results

Colonial Pipeline Company
2020-L1-SR2448
Huntersville, North Carolina

Lab Report Number	Sample ID	Well ID	Sample Date	Metals (µg/L)	VOCs (µg/L)																																MADEP VPH (µg/L)			
				Lead	Benzene	Bromobenzene	Bromochloromethane	Bromodichloromethane	Bromoform	Bromomethane	n-Butylbenzene	sec-Butylbenzene	Chloroethane	Chloroform	Chloromethane	2-Chlorotoluene	Dibromochloromethane	1,2-Dichloroethane	Diisopropyl ether	Ethylbenzene	Hexachloro-1,3-butadiene	Isopropylbenzene (Cumene)	Methylene Chloride	Methyl-tert-butyl ether	Naphthalene	n-Propylbenzene	Styrene	Tetrachloroethene	Toluene	Trichloroethene	Trichlorofluoromethane	1,2,3-Trichloropropane	1,2,4-Trimethylbenzene	1,3,5-Trimethylbenzene	Vinyl chloride	Xylene (Total)	m&p-Xylene	o-Xylene	C5 - C8 Aliphatics	C9 - C12 Aliphatics	C9 - C10 Aromatics	VPH (Total)
NCAC 2L Standards				**15**	**1**	**NE**	**NE**	**0.6**	**4**	**10**	**70**	**70**	**3000**	**70**	**3**	**100**	**0.4**	**0.4**	**70**	**600**	**0.4**	**70**	**5**	**20**	**6**	**70**	**70**	**0.7**	**600**	**3**	**2000**	**0.005**	**400**	**400**	**0.03**	**500**	**500**	**500**	**400**	**700**	**200**	**NE**
IMAC Standards				**--**	**--**	**--**	**--**	**--**	**--**	**--**	**--**	**--**	**--**	**--**	**--**	**--**	**--**	**--**	**--**	**--**	**--**	**--**	**--**	**--**	**--**	**--**	**--**	**--**	**--**	**--**	**--**	**--**	**--**	**--**	**--**	**--**	**--**	**--**	**--**	**--**	**--**
92552929	MW-42_20210802	MW-42	08/02/2021	<5	<0.5	<0.5	<0.5	<0.5	<0.5	<5	<0.5	<0.5	<1	**1.6**	<1	<0.5	<0.5	<0.5	<0.5	<0.5	<2	<0.5	<2	<0.5	<2	<0.5	<0.5	<0.5	<0.5	<0.5	<1	<0.5	<0.5	<0.5	<1	<1.5	<1	<0.5	<50	<50	<50	<50
92558450	MW-42_20210830	MW-42	08/30/2021	<5	<0.5	<0.5	<0.5	<0.5	<0.5	<5	<0.5	<0.5	<1	**1.7**	<1	<0.5	<0.5	<0.5	<0.5	<0.5	<2	<0.5	<2	<0.5	<2	<0.5	<0.5	<0.5	<0.5	<0.5	<1	<0.5	<0.5	<0.5	<1	<1	<1	<0.5	<50	<50	<50	<50
92564679	MW-42_20211004	MW-42	10/04/2021	<5	<0.5	<0.5	<0.5	<0.5	<1	<5	<0.5	<0.5	<0.5	**0.84**	<0.6	<0.5	<0.5	<0.5	<0.5	<0.5	<0.6	<0.5	<5	<0.5	<0.5	<0.5	<0.5	<0.5	<0.5	<0.5	<0.5	<0.5	<0.5	<0.5	<0.5	<1.5	<1	<0.5	<100	<100	<100	NA
92569880	MW-42_20211101	MW-42	11/01/2021	<5	<0.5	<0.5	<0.5	<0.5	<0.5	<5	<0.5	<0.5	<1	**0.85**	<1	<0.5	<0.5	<0.5	<0.5	<0.5	<2	<0.5	<2	<0.5	<2	<0.5	<0.5	<0.5	<0.5	<0.5	<1	<0.5	<0.5	<0.5	<1	<1.5	<1	<0.5	<50	<50	<50	<50
92574894	MW-42_20211130	MW-42	11/30/2021	<5	<0.5	<0.5	<0.5	<0.5	<0.5	<5	<0.5	<0.5	<1	**0.69**	<1	<0.5	<0.5	<0.5	<0.5	<0.5	<2	<0.5	<2	<0.5	<2	<0.5	<0.5	<0.5	<0.5	<0.5	<1	<0.5	<0.5	<0.5	<1	<1.5	<1	<0.5	<50	<50	<50	<50
92580646 92580647	MW-42_20220103	MW-42	01/03/2022	<5	<0.5	<0.5	<0.5	<0.5	<0.5	<5	<0.5	<0.5	<1	**0.46J**	<1	<0.5	<0.5	<0.5	<0.5	<0.5	<2	<0.5	<2	<0.5	<2	<0.5	<0.5	<0.5	<0.5	<0.5	<1	<0.5	<0.5	<0.5	<1	<1.5	<1	<0.5	<50	<50	<50	<50
92585315	MW-42_20220131	MW-42	01/31/2022	<5	<0.5	<0.5	<0.5	<0.5	<0.5	<5	<0.5	<0.5	<1	<0.5	<1	<0.5	<0.5	<0.5	<0.5	<0.5	<2	<0.5	<2	<0.5	<2	<0.5	<0.5	<0.5	<0.5	<0.5	<1	<0.5	<0.5	<0.5	<1	<1.5	<1	<0.5	<50	<50	<50	<50
92590512	MW-42_20220228	MW-42	02/28/2022	<5	<0.5	<0.5	<0.5	<0.5	<0.5	<5	<0.5	<0.5	<1	<0.5	<1	<0.5	<0.5	<0.5	<0.5	<0.5	<2	<0.5	<2	<0.5	<2	<0.5	<0.5	<0.5	<0.5	<0.5	<1	<0.5	<0.5	<0.5	<1	<1.5	<1	<0.5	<50	<50	<50	<50
92596957	MW-42_20220404	MW-42	04/04/2022	<5	<0.5	<0.5	<0.5	<0.5	<0.5	<5	<0.5	<0.5	<1	<0.5	<1	<0.5	<0.5	<0.5	<0.5	<0.5	<2	<0.5	<2	<0.5	<2	<0.5	<0.5	<0.5	<0.5	<0.5	<1	<0.5	<0.5	<0.5	<1	<1.5	<1	<0.5	<50	<50	<50	<50
92602442	MW-42_20220503	MW-42	05/03/2022	**1.2J**	<0.5	<0.5	<0.5	<0.5	<0.5	<5	<0.5	<0.5	<1	<0.5	<1	<0.5	<0.5	<0.5	<0.5	<0.5	<2	<0.5	<2	<0.5	<2	<0.5	<0.5	<0.5	<0.5	<0.5	<1	<0.5	<0.5	<0.5	<1	<1.5	<1	<0.5	<50	<50	<50	<50
92607179	MW-42_20220531	MW-42	05/31/2022	**0.94J**	<0.5	<0.5	<0.5	<0.5	<0.5	<5	<0.5	<0.5	<1	<0.5	<1	<0.5	<0.5	<0.5	<0.5	<0.5	<2	<0.5	<2	<0.5	<2	<0.5	<0.5	<0.5	<0.5	<0.5	<1	<0.5	<0.5	<0.5	<1	<1.5	<1	<0.5	<50	<50	<50	<50
MW-43																																										
92495907	MW-43_20200916	MW-43	09/16/2020	<5	<0.5	<0.5	<0.5	**1.8**	<0.5	<5	<0.5	<0.5	<1	**12.1**	<1	<0.5	<0.5	<0.5	<0.5	<0.5	<2	<0.5	<2	<0.5	<2	<0.5	<0.5	<0.5	**1.4**	<0.5	<1	<0.5	**0.58**	<0.5	<1	**2.33**	**1.5**	**0.83**	<100	<100	<100	<100
92501960	MW-43_20201023	MW-43	10/23/2020	<5	<0.5	<0.5	<0.5	**0.51**	<0.5	<5	<0.5	<0.5	<1	**5.8**	<1	<0.5	<0.5	<0.5	<0.5	<0.5	<2	<0.5	<2	<0.5	<2	<0.5	<0.5	<0.5	<0.5	<0.5	<1	<0.5	<0.5	<0.5	<1	<1.5	<1	<0.5	<100	<100	<100	<100
92509250	MW-43_20201202	MW-43	12/02/2020	<5	<0.5	<0.5	<0.5	<0.5	<0.5	<5	<0.5	<0.5	<1	**2.1**	<1	<0.5	<0.5	<0.5	<0.5	<0.5	<2	<0.5	<2	<0.5	<2	<0.5	<0.5	<0.5	<0.5	<0.5	<1	<0.5	<0.5	<0.5	<1	<1.5	<1	<0.5	<100	<100	<100	<100
92514898	MW-43_20210105	MW-43	01/05/2021	<5	<0.5	<0.5	<0.5	<0.5	<0.5	<5	<0.5	<0.5	<1	**1.2**	<1	<0.5	<0.5	<0.5	<0.5	<0.5	<2	<0.5	<2	<0.5	<2	<0.5	<0.5	<0.5	<0.5	<0.5	<1	<0.5	<0.5	<0.5	<1	<1.5	<1	<0.5	<100	<100	<100	<100
92521237	MW-43_20210209	MW-43	02/09/2021	<5	<0.5	<0.5	<0.5	<0.5	<0.5	<5	<0.5	<0.5	<1	**0.59**	<1	<0.5	<0.5	<0.5	<0.5	<0.5	<2	<0.5	<2	<0.5	<2	<0.5	<0.5	<0.5	<0.5	<0.5	<1	<0.5	<0.5	<0.5	<1	<1.5	<1	<0.5	<100	<100	<100	<100
92527475	MW-43_20210312	MW-43	03/12/2021	<5	<0.5	<0.5	<0.5	<0.5	<0.5	<5	<0.5	<0.5	<1	<0.5	<1	<0.5	<0.5	<0.5	<0.5	<0.5	<2	<0.5	<2	<0.5	<2	<0.5	<0.5	<0.5	<0.5	<0.5	<1	<0.5	<0.5	<0.5	<1	<1.5	<1	<0.5	<50	<50	<50	<50
92532417	MW-43_20210408	MW-43	04/08/2021	<5	<0.5	<0.5	<0.5	<0.5	<0.5	<5	<0.5	<0.5	<1	<0.5	<1	<0.5	<0.5	<0.5	<0.5	<0.5	<2	<0.5	<2	<0.5	<2	<0.5	<0.5	<0.5	<0.5	<0.5	<1	<0.5	<0.5	<0.5	<1	<1.5	<1	<0.5	<50	<50	<50	<50
92537784	MW-43_20210507	MW-43	05/07/2021	**7.7**	<0.5	<0.5	<0.5	<0.5	<0.5	<5	<0.5	<0.5	<1	<0.5	<1	<0.5	<0.5	<0.5	<0.5	<0.5	<2	<0.5	<2	<0.5	<2	<0.5	<0.5	<0.5	<0.5	<0.5	<1	<0.5	<0.5	<0.5	<1	<1.5	<1	<0.5	<50	<50	<50	<50
92542375	MW-43_20210603	MW-43	06/03/2021	<5	<0.5	<0.5	<0.5	<0.5	<0.5	<5	<0.5	<0.5	<1	<0.5	<1	<0.5	<0.5	<0.5	<0.5	<0.5	<2	<0.5	<2	<0.5	<2	<0.5	<0.5	<0.5	<0.5	<0.5	**0.48J**	<0.5	<0.5	<0.5	<1	<1.5	<1	<0.5	<50	<50	<50	<50
92548527	MW-43_20210708	MW-43	07/08/2021	<5	<0.5	<0.5	<0.5	<0.5	<0.5	<5	<0.5	<0.5	<1	<0.5	<1	<0.5	<0.5	<0.5	<0.5	<0.5	<2	<0.5	<2	<0.5	<2	<0.5	<0.5	<0.5	<0.5	<0.5	**0.46J**	<0.5	<0.5	<0.5	<1	<1.5	<1	<0.5	<50	<50	<50	<50
92554137	MW-43_20210805	MW-43	08/05/2021	<5	<0.5	<0.5	<0.5	<0.5	<0.5	<5	<0.5	<0.5	<1	<0.5	<1	<0.5	<0.5	<0.5	<0.5	<0.5	<2	<0.5	<2	<0.5	<2	<0.5	<0.5	<0.5	<0.5	<0.5	**0.58J**	<0.5	<0.5	<0.5	<1	<1.5	<1	<0.5	<50	<50	<50	<50
92559360	MW-43_20210902	MW-43	09/02/2021	<5	<0.5	<0.5	<0.5	<0.5	<0.5	<5	<0.5	<0.5	<1	<0.5	<1	<0.5	<0.5	<0.5	<0.5	<0.5	<2	<0.5	<2	<0.5	<2	<0.5	<0.5	<0.5	<0.5	<0.5	**0.77J**	<0.5	<0.5	<0.5	<1	<1.5	<1	<0.5	<50	<50	<50	<50
92564336	MW-43_20210929	MW-43	09/29/2021	<5.0	<0.5	<0.5	<0.5	<0.5	<1	<5	<0.5	<0.5	<0.5	<0.5	<0.6	<0.5	<0.5	<0.5	<0.5	<0.5	<0.6	<0.5	<5	<0.5	<0.5	<0.5	<0.5	<0.5	**0.24J**	**0.63**	<0.5	<0.5	<0.5	<0.5	<1.5	<1	<0.5	<100	<100	<100	NA
92570483	MW-43_20211103	MW-43	11/03/2021	<5	<0.5	<0.5	<0.5	<0.5	<0.5	<5	<0.5	<0.5	<1	<0.5	<1	<0.5	<0.5	<0.5	<0.5	<0.5	<2	<0.5	<2	<0.5	<2	<0.5	<0.5	<0.5	<0.5	<0.5	**0.47J**	<0.5	<0.5	<0.5	<1	<1.5	<1	<0.5	<50	<50	<50	<50
92575654	MW-43_20211202	MW-43	12/02/2021	<5	<0.5	<0.5	<0.5	<0.5	<0.5	<5	<0.5	<0.5	<1	<0.5	<1	<0.5	<0.5	<0.5	<0.5	<0.5	<2	<0.5	<2	<0.5	<2	<0.5	<0.5	<0.5	<0.5	<0.5	**0.64J**	<0.5	<0.5	<0.5	<1	<1.5	<1	<0.5	<50	<50	<50	<50
92583209	MW-43_20220105	MW-43	01/05/2022	<5	<0.5	<0.5	<0.5	<0.5	<0.5	<5	<0.5	<0.5	<1	<0.5	<1	<0.5	<0.5	<0.5	<0.5	<0.5	<2	<0.5	<2	<0.5	<2	<0.5	<0.5	<0.5	<0.5	<0.5	<1	<0.5	<0.5	<0.5	<1	<1.5	<1	<0.5	<50	<50	<50	<50
92586178	MW-43_20220203	MW-43	02/03/2022	<5	<0.5	<0.5	<0.5	<0.5	<0.5	<5	<0.5	<0.5	<1	<0.5	<1	<0.5	<0.5	<0.5	<0.5	<0.5	<2	<0.5	<2	<0.5	<2	<0.5	<0.5	<0.5	<0.5	<0.5	**0.54J**	<0.5	<0.5	<0.5	<1	<1.5	<1	<0.5	<50	<50	<50	<50
92591151	MW-43_20220302	MW-43	03/02/2022	<5	<0.5	<0.5	<0.5	<0.5	<0.5	<5	<0.5	<0.5	<1	<0.5	<1	<0.5	<0.5	<0.5	<0.5	<0.5	<2	<0.5	<2	<0.5	<2	<0.5	<0.5	<0.5	<0.5	<0.5	**0.68J**	<0.5	<0.5	<0.5	<1	<1.5	<1	<0.5	<50	<50	<50	<50
92598325	MW-43_20220408	MW-43	04/08/2022	<5	<0.5	<0.5	<0.5	<0.5	<0.5	<5	<0.5	<0.5	<1	<0.5	<1	<0.5	<0.5	<0.5	<0.5	<0.5	<2	<0.5	<2	<0.5	<2	<0.5	<0.5	<0.5	<0.5	<0.5	**0.66J**	<0.5	<0.5	<0.5	<1	<1.5	<1	<0.5	<50	<50	<50	<50
92603263	MW-43_20220506	MW-43	05/06/2022	<5	<0.5	<0.5	<0.5	<0.5	<0.5	<5	<0.5	<0.5	<1	<0.5	<1	<0.5	<0.5	<0.5	<0.5	<0.5	<2	<0.5	<2	<0.5	<2	<0.5	<0.5	<0.5	<0.5	<0.5	**0.62J**	<0.5	<0.5	<0.5	<1	<1.5	<1	<0.5	<50	<50	<50	<50
92607679	MW-43_20220602	MW-43	06/02/2022	<5	<0.5	<0.5	<0.5	<0.5	<0.5	<5	<0.5	<0.5	<1	<0.5	<1	<0.5	<0.5	<0.5	<0.5	<0.5	<2	<0.5	<2	<0.5	<2	<0.5	<0.5	<0.5	<0.5	<0.5	**0.62J**	<0.5	<0.5	<0.5	<1	<1.5	<1	<0.5	<50	<50	<50	<50
MW-44																																										
92495627	MW-44_20200915	MW-44	09/15/2020	**34.6**	**11.2**	<0.5	<0.5	<0.5	<0.5	<5	<0.5	<0.5	<1	**18.5**	<1	<0.5	<0.5	<0.5	<0.5	**8.4**	<2	<0.5	<2	<0.5	**2.1**	**0.78**	<0.5	<0.5	**77.1**	<0.5	<1	<0.5	**4.3**	**0.58**	<1	**35**	**21.3**	**13.7**	**155**	<100	<100	**252**
92501345	MW-44_20201020	MW-44	10/20/2020	<5	**0.6**	<0.5	<0.5	<0.5	<0.5	<5	<0.5	<0.5	<1	**1.2**	<1	<0.5	<0.5	<0.5	<0.5	**0.53**	<2	<0.5	<2	<0.5	<2	<0.5	<0.5	<0.5	**3**	<0.5	<1	<0.5	**0.77**	<0.5	<1	**4.1**	**2.7**	**1.4**	<100	<100	<100	<100
92508886	MW-44_20201201	MW-44	12/02/2020	**8.9**	<0.5	<0.5	<0.5	<0.5	<0.5	<5	<0.5	<0.5	<1	<0.5	<1	<0.5	<0.5	<0.5	<0.5	<0.5	<2	<0.5	<2	<0.5	<2	<0.5	<0.5	<0.5	**1.4**	<0.5	<1	<0.5	**0.55**	<0.5	<1	**1.86**	**1.3**	**0.56**	<100	<100	<100	<100
92514892	MW-44_20210105	MW-44	01/05/2021	**54.4**	<0.5	<0.5	<0.5	<0.5	<0.5	<5	<0.5	<0.5	<1	<0.5	<1	<0.5	<0.5	<0.5	<0.5	<0.5	<2	<0.5	<2	<0.5	<2	<0.5	<0.5	<0.5	<0.5	<0.5	<1	<0.5	<0.5	<0.5	<1	<1.5	<1	<0.5	<100	<100	<100	<100
92522126	MW-44_20210212	MW-44	02/12/2021	**7.2**	<0.5	<0.5	<0.5	<0.5	<0.5	<5	<0.5	<0.5	<1	<0.5	<1	<0.5	<0.5	<0.5	<0.5	<0.5	<2	<0.5	<2	<0.5	<2	<0.5	<0.5	<0.5	<0.5	<0.5	<1	<0.5	<0.5	<0.5	<1	<1.5	<1	<0.5	<100	<100	<100	<100
92527474	MW-44_20210312	MW-44	03/12/2021	<5	<0.5	<0.5	<0.5	<0.5	<0.5	<5	<0.5	<0.5	<1	<0.5	<1	<0.5	<0.5	<0.5	<0.5	<0.5	<2	<0.5	<2	<0.5	<2	<0.5	<0.5	<0.5	<0.5	<0.5	<1	<0.5	<0.5	<0.5	<1	<1.5	<1	<0.5	<50	<50	<50	<50
92531580	MW-44_20210406	MW-44	04/06/2021	<5	<0.5	<0.5	<0.5	<0.5	<0.5	<5	<0.5	<0.5	<1	<0.5	<1	<0.5	<0.5	<0.5	<0.5	<0.5	<2	<0.5	<2	<0.5	<2	<0.5	<0.5	<0.5	<0.5	<0.5	<1	<0.5	<0.5	<0.5	<1	<1.5	<1	<0.5	<50	<50	<50	<50
92536726	MW-44_20210504	MW-44	05/04/2021	**18**	**2**	<0.5	<0.5	<0.5	<0.5	<5	<0.5	<0.5	<1	<0.5	<1	<0.5	<0.5	<0.5	<0.5	<0.5	<2	<0.5	<2	<0.5	<2	<0.5	<0.5	<0.5	**3.1**	<0.5	<1	<0.5	<0.5	<0.5	<1	<1.5	<1	<0.5	**63.8**	<50	<50	**67**
92541991	MW-44_20210602	MW-44	06/02/2021	**19.1**	**6.1**	<0.5	<0.5	<0.5	<0.5	<5	<0.5	<0.5	<1	<0.5	<1	<0.5	<0.5	<0.5	<0.5	**0.44J**	<2	<0.5	<2	<0.5	<2	<0.5	<0.5	<0.5	**12.4**	<0.5	<1	<0.5	<0.5	<0.5	<1	**2.14**	**1.8**	**0.34J**	**91.3**	<50	<50	**97.8**
92548169	MW-44_20210707	MW-44	07/07/2021	<5	**5.2**	<0.5	<0.5	<0.5	<0.5	<5	<0.5	<0.5	<1	<0.5	<1	<0.5	<0.5	<0.5	<0.5	<0.5	<2	<0.5	<2	<0.5	<2	<0.5	<0.5	<0.5	**10.0**	<0.5	<1	<0.5	<0.5	<0.5	<1	**2.13**	**1.7**	**0.43J**	**88.4**	<50	<50	**96.9**
92553185	MW-44_20210803	MW-44	08/03/2021	**8.6**	**3.8**	<0.5	<0.5	<0.5	<0.5	<5	<0.5	<0.5	<1	<0.5	<1	<0.5	<0.5	<0.5	<0.5	**0.81**	<2	<0.5	<2	<0.5	<2	<0.5	<0.5	<0.5	**25.1**	<0.5	<1	<0.5	<0.5	**0.4J**	<1	**10**	**7.7**	**2.3**	**210**	<50	<50	**240**
92558740	MW-44_20210831	MW-44	08/31/2021	**7.3**	<0.5	<0.5	<0.5	<0.5	<0.5	<5	<0.5	<0.5	<1	<0.5	<1	<0.5	<0.5	<0.5	<0.5	<0.5	<2	<0.5	<2	<0.5	<2	<0.5	<0.5	<0.5	<0.5	<0.5	<1	<0.5	<0.5	<0.5	<1	<1.5	<1	<0.5	<50	<50	<50	<50
92564678	MW-44_20211004	MW-44	10/04/2021	<5.0	<0.5	<0.5	<0.5	<0.5	<1	<5	<0.5	<0.5	<0.5	<0.5	<0.6	<0.5	<0.5	<0.5	<0.5	<0.5	<0.6	<0.5	<5	<0.5	<0.5	<0.5	<0.5	<0.5	<0.5	<0.5	<0.5	<0.5	<0.5	<0.5	<1.5	<1	<0.5	<100	<100	<100	NA
92570178	MW-44_20211102	MW-44	11/02/2021	**6.0**	<0.5	<0.5	<0.5	<0.5	<0.5	<5	<0.5	<0.5	<1	<0.5	<1	<0.5	<0.5	<0.5	<0.5	<0.5	<2	<0.5	<2	<0.5	<2	<0.5	**0.36J**	<0.5	<0.5	<0.5	<1	<0.5	<0.5	<0.5	<1	<1.5	<1	<0.5	<50	<50	<50	<50
92574905	MW-44_20211130	MW-44	11/30/2021	**19.5**	**0.83**	<0.5	<0.5	<0.5	<0.5	<5	<0.5	<0.5	<1	<0.5	<1	<0.5	<0.5	<0.5	<0.5	**0.95**	<2	<0.5	<2	<0.5	<2	<0.5	<0.5	<0.5	**32.7**	<0.5	<1	<0.5	**6.4**	**3.2J**	<1	**110.5**	**51.7**	**58.8**	**134**	**196**	<50	**357**
MW-45																																										
92495624	MW-45_20200915	MW-45	09/15/2020	<5	**2.8**	<0.5	<0.5	**1.4**	<0.5	<5	<0.5	<0.5	<1	**20**	<1	<0.5	<0.5	<0.5	<0.5	**3.1**	<2	<0.5	<2	<0.5	<2	<0.5	<0.5	<0.5	**27.8**	<0.5	<1	<0.5	**4.5**	**1.1**	<1	**26.1**	**17.7**	**8.4**	<100	<100	<100	**154**
92499587	MW-45_20201007	MW-45	10/07/2020	<5	**1**	<0.5	<0.5	**0.64**	<0.5	<5	<0.5	<0.5	<1	**15.8**	<1	<0.5	<0.5	<0.5	<0.5	**0.88**	<2	<0.5	<2	<0.5	<2	<0.5	<0.5	<0.5	**6.2**	<0.5	<1	<0.5	**1.4**	<0.5	<1	**10.4**	**6.7**	**3.7**	<100	<100	<100	<100
92501345	MW-45_20201020	MW-45	10/20/2020	**39.5**	<0.5	<0.5	<0.5	**0.58**	<0.5	<5	<0.5	<0.5	<1	**11.7**	<1	<0.5	<0.5	<0.5	<0.5	<0.5	<2	<0.5	<2	<0.5	<2	<0.5	<0.5	<0.5	**0.91**	<0.5	<1	<0.5	<0.5	<0.5	<1	**2.04**	**1.3**	**0.74**	<100	<100	<100	<100
92509251	MW-45_20201202	MW-45	12/02/2020	**12.6**	<0.5	<0.5	<0.5	<0.5	<0.5	<5	<0.5	<0.5	<1	**5.9**	<1	<0.5	<0.5	<0.5	<0.5	<0.5	<2	<0.5	<2	<0.5	<2	<0.5	<0.5	<0.5	<0.5	<0.5	<1	<0.5	<0.5	<0.5	<1	<1.5	<1	<0.5	<100	<100	<100	<100
92514892	MW-45_20210105	MW-45	01/05/2021	**12.8**	<0.5	<0.5	<0.5	<0.5	<0.5	<5	<0.5	<0.5	<1	**4.6**	<1	<0.5	<0.5	<0.5	<0.5	<0.5	<2	<0.5	<2	<0.5	<2	<0.5	<0.5	<0.5	<0.5	<0.5	<1	<0.5	<0.5	<0.5	<1	<1.5	<1	<0.5	<100	<100	<100	<100

Table 5A
Summary of Monitoring Well Sampling Results

Colonial Pipeline Company
2020-L1-SR2448
Huntersville, North Carolina

Lab Report Number	Sample ID	Well ID	Sample Date	Metals (µg/L)	VOCs (µg/L)																																MADEP VPH (µg/L)			
				Lead	Benzene	Bromobenzene	Bromochloromethane	Bromodichloromethane	Bromoform	Bromomethane	n-Butylbenzene	sec-Butylbenzene	Chloroethane	Chloroform	Chloromethane	2-Chlorotoluene	Dibromochloromethane	1,2-Dichloroethane	Diisopropyl ether	Ethylbenzene	Hexachloro-1,3-butadiene	Isopropylbenzene (Cumene)	Methylene Chloride	Methyl-tert-butyl ether	Naphthalene	n-Propylbenzene	Styrene	Tetrachloroethene	Toluene	Trichloroethene	Trichlorofluoromethane	1,2,3-Trichloropropane	1,2,4-Trimethylbenzene	1,3,5-Trimethylbenzene	Vinyl chloride	Xylene (Total)	m&p-Xylene	o-Xylene	C5 - C8 Aliphatics	C9 - C12 Aliphatics	C9 - C10 Aromatics	VPH (Total)
NCAC 2L Standards				**15**	**1**	**NE**	**NE**	**0.6**	**4**	**10**	**70**	**70**	**3000**	**70**	**3**	**100**	**0.4**	**0.4**	**70**	**600**	**0.4**	**70**	**5**	**20**	**6**	**70**	**70**	**0.7**	**600**	**3**	**2000**	**0.005**	**400**	**400**	**0.03**	**500**	**500**	**500**	**400**	**700**	**200**	**NE**
IMAC Standards				**--**	**--**	**--**	**--**	**--**	**--**	**--**	**--**	**--**	**--**	**--**	**--**	**--**	**--**	**--**	**--**	**--**	**--**	**--**	**--**	**--**	**--**	**--**	**--**	**--**	**--**	**--**	**--**	**--**	**--**	**--**	**--**	**--**	**--**	**--**	**--**	**--**	**--**
92522126	MW-45_20210212	MW-45	02/12/2021	<5	<0.5	<0.5	<0.5	<0.5	<0.5	<5	<0.5	<0.5	<1	**3.8**	<1	<0.5	<0.5	<0.5	<0.5	<0.5	<2	<0.5	<2	<0.5	<2	<0.5	<0.5	<0.5	<0.5	<0.5	<1	<0.5	<0.5	<0.5	<1	<1.5	<1	<0.5	<100	<100	<100	<100
92522126	DUP-1-20210212	MW-45	02/12/2021	<5	<0.5	<0.5	<0.5	<0.5	<0.5	<5	<0.5	<0.5	<1	**3.7**	<1	<0.5	<0.5	<0.5	<0.5	<0.5	<2	<0.5	<2	<0.5	<2	<0.5	<0.5	<0.5	<0.5	<0.5	<1	<0.5	<0.5	<0.5	<1	<1.5	<1	<0.5	<100	<100	<100	<100
92527474	MW-45_20210312	MW-45	03/12/2021	**6.1**	<0.5	<0.5	<0.5	<0.5	<0.5	<5	<0.5	<0.5	<1	**3.3**	<1	<0.5	<0.5	<0.5	<0.5	<0.5	<2	<0.5	<2	<0.5	<2	<0.5	<0.5	<0.5	<0.5	<0.5	<1	<0.5	<0.5	<0.5	<1	<1.5	<1	<0.5	<50	<50	<50	<50
92531580	MW-45_20210406	MW-45	04/06/2021	<5	<0.5	<0.5	<0.5	<0.5	<0.5	<5	<0.5	<0.5	<1	**2.1**	<1	<0.5	<0.5	<0.5	<0.5	<0.5	<2	<0.5	<2	<0.5	<2	<0.5	<0.5	<0.5	<0.5	<0.5	<1	<0.5	<0.5	<0.5	<1	<1.5	<1	<0.5	<50	<50	<50	<50
92536726	MW-45_20210504	MW-45	05/04/2021	<5	<0.5	<0.5	<0.5	<0.5	<0.5	<5	<0.5	<0.5	<1	**1.7**	<1	<0.5	<0.5	<0.5	<0.5	<0.5	<2	<0.5	<2	<0.5	<2	<0.5	<0.5	<0.5	<0.5	<0.5	<1	<0.5	<0.5	<0.5	<1	<1.5	<1	<0.5	<50	<50	<50	<50
92541703	MW-45_20210601	MW-45	06/01/2021	<5	<0.5	<0.5	<0.5	<0.5	<0.5	<5	<0.5	<0.5	<1	**1.1**	<1	<0.5	<0.5	<0.5	**0.39J**	<0.5	<2	<0.5	<2	<0.5	**0.71J**	<0.5	<0.5	<0.5	<0.5	<0.5	<1	<0.5	<0.5	<0.5	<1	**1.08J**	**0.73J**	**0.35J**	<50	<50	<50	<50
92547899	MW-45_20210706	MW-45	07/06/2021	<5	<0.5	<0.5	<0.5	<0.5	<0.5	<5	<0.5	<0.5	<1	**0.61**	<1	<0.5	<0.5	<0.5	**0.65**	<0.5	<2	<0.5	<2	<0.5	<2	<0.5	<0.5	<0.5	<0.5	<0.5	<1	<0.5	<0.5	<0.5	<1	<1.5	<1	<0.5	<50	<50	<50	<50
92553065	MW-45_20210802	MW-45	08/02/2021	<5	<0.5	<0.5	<0.5	<0.5	<0.5	<5	<0.5	<0.5	<1	**0.43J**	<1	<0.5	<0.5	<0.5	**0.84**	<0.5	<2	<0.5	<2	<0.5	<2	<0.5	<0.5	<0.5	<0.5	<0.5	<1	<0.5	<0.5	<0.5	<1	<1.5	<1	<0.5	<50	<50	<50	<50
92558446	MW-45_20210830	MW-45	08/30/2021	<5	<0.5	<0.5	<0.5	<0.5	<0.5	<5	<0.5	<0.5	<1	<0.5	<1	<0.5	<0.5	<0.5	**0.68**	<0.5	<2	<0.5	<2	<0.5	<2	<0.5	<0.5	<0.5	<0.5	<0.5	<1	<0.5	<0.5	<0.5	<1	<1	<1	<0.5	<50	<50	<50	<50
92564488	MW-45_20211001	MW-45	10/01/2021	**10.8**	<0.5	<0.5	<0.5	<0.5	<1	<5	<0.5	<0.5	<0.5	**0.21J**	<0.60	<0.5	<0.5	<0.5	**0.2J**	<0.5	<0.6	<0.5	<5	<0.5	<0.5	<0.5	<0.5	<0.5	<0.5	<0.5	<0.5	<0.5	<0.5	<0.5	<0.5	<1.5	<1	<0.5	<100	<100	<100	NA
92569882	MW-45_20211101	MW-45	11/01/2021	**5.1**	<0.5	<0.5	<0.5	<0.5	<0.5	<5	<0.5	<0.5	<1	<0.5	<1	<0.5	<0.5	<0.5	<0.5	<0.5	<2	<0.5	<2	<0.5	<2	<0.5	<0.5	<0.5	<0.5	<0.5	<1	<0.5	<0.5	<0.5	<1	<1.5	<1	<0.5	<50	<50	<50	<50
92574905	MW-45_20211130	MW-45	11/30/2021	<5	<0.5	<0.5	<0.5	<0.5	<0.5	<5	<0.5	<0.5	<1	<0.5	<1	<0.5	<0.5	<0.5	<0.5	<0.5	<2	<0.5	<2	<0.5	<2	<0.5	<0.5	<0.5	<0.5	<0.5	<1	<0.5	<0.5	<0.5	<1	<1.5	<1	<0.5	<50	<50	<50	<50
92580645 92580644	MW-45_20220103	MW-45	01/03/2022	<5	<0.5	<0.5	<0.5	<0.5	<0.5	<5	<0.5	<0.5	<1	<0.5	<1	<0.5	<0.5	<0.5	<0.5	<0.5	<2	<0.5	<2	<0.5	<2	<0.5	<0.5	<0.5	<0.5	<0.5	<1	<0.5	<0.5	<0.5	<1	<1.5	<1	<0.5	<50	<50	<50	<50
92585316	MW-45_20220131	MW-45	01/31/2022	<5	<0.5	<0.5	<0.5	<0.5	<0.5	<5	<0.5	<0.5	<1	<0.5	<1	<0.5	<0.5	<0.5	<0.5	<0.5	<2	<0.5	<2	<0.5	<2	<0.5	<0.5	<0.5	<0.5	<0.5	<1	<0.5	<0.5	<0.5	<1	<1.5	<1	<0.5	<50	<50	<50	<50
92590515	MW-45_20220228	MW-45	02/28/2022	<5	<0.5	<0.5	<0.5	<0.5	<0.5	<5	<0.5	<0.5	<1	<0.5	<1	<0.5	<0.5	<0.5	<0.5	<0.5	<2	<0.5	<2	<0.5	<2	<0.5	<0.5	<0.5	<0.5	<0.5	<1	<0.5	<0.5	<0.5	<1	<1.5	<1	<0.5	<50	<50	<50	<50
92596955	MW-45_20220404	MW-45	04/04/2022	**0.12J**	<0.5	<0.5	<0.5	<0.5	<0.5	<5	<0.5	<0.5	<1	<0.5	<1	<0.5	<0.5	<0.5	<0.5	<0.5	<2	<0.5	<2	<0.5	<2	<0.5	<0.5	<0.5	<0.5	<0.5	<1	<0.5	<0.5	<0.5	<1	<1.5	<1	<0.5	<50	<50	<50	<50
92596955	DUP-1-20220404	MW-45	04/04/2022	**0.11J**	<0.5	<0.5	<0.5	<0.5	<0.5	<5	<0.5	<0.5	<1	**0.35J**	<1	<0.5	<0.5	<0.5	<0.5	<0.5	<2	<0.5	<2	<0.5	<2	<0.5	<0.5	<0.5	<0.5	<0.5	<1	<0.5	<0.5	<0.5	<1	<1.5	<1	<0.5	<50	<50	<50	<50
92602439	MW-45_20220503	MW-45	05/03/2022	<5	**0.81**	<0.5	<0.5	<0.5	<0.5	<5	<0.5	<0.5	<1	<0.5	<1	<0.5	<0.5	<0.5	<0.5	<0.5	<2	<0.5	<2	<0.5	<2	<0.5	<0.5	<0.5	<0.5	<0.5	<1	<0.5	<0.5	<0.5	<1	<1.5	<1	<0.5	<50	<50	<50	<50
92604502	MW-45_20220513	MW-45	05/13/2022	<5	<0.5	<0.5	<0.5	<0.5	<0.5	<5	<0.5	<0.5	<1	<0.5	<1	<0.5	<0.5	<0.5	<0.5	<0.5	<2	<0.5	<2	<0.5	<2	<0.5	<0.5	<0.5	<0.5	<0.5	<1	<0.5	<0.5	<0.5	<1	<1.5	<1	<0.5	<50	<50	<50	<50
92607183	MW-45_20220531	MW-45	05/31/2022	<5	<0.5	<0.5	<0.5	<0.5	<0.5	<5	<0.5	<0.5	<1	<0.5	<1	<0.5	<0.5	<0.5	**0.76**	<0.5	<2	<0.5	<2	<0.5	<2	<0.5	<0.5	<0.5	<0.5	<0.5	<1	<0.5	<0.5	<0.5	<1	<1.5	<1	<0.5	<50	<50	<50	<50
MW-46																																									
92495627	MW-46_20200915	MW-46	09/15/2020	<5	**1.6**	<0.5	<0.5	**2.5**	<0.5	<5	<0.5	<0.5	<1	**26.2**	<1	<0.5	**0.58**	<0.5	<0.5	**3.1**	<2	<0.5	<2	<0.5	<2	<0.5	<0.5	<0.5	**17.3**	<0.5	<1	<0.5	**3.7**	**0.83**	<1	**22.1**	**15.5**	**6.6**	<100	<100	<100	**114**
92501345	MW-46_20201020	MW-46	10/20/2020	<5	<0.5	<0.5	<0.5	<0.5	<0.5	<5	<0.5	<0.5	<1	**17.6**	<1	<0.5	<0.5	<0.5	<0.5	**0.52**	<2	<0.5	<2	<0.5	<2	<0.5	<0.5	<0.5	**1.2**	<0.5	<1	<0.5	**1.4**	<0.5	<1	**4.9**	**3.6**	**1.3**	<100	<100	<100	<100
92509251	MW-46_20201202	MW-46	12/02/2020	<5	<0.5	<0.5	<0.5	<0.5	<0.5	<5	<0.5	<0.5	<1	**10.9**	<1	<0.5	<0.5	<0.5	<0.5	<0.5	<2	<0.5	<2	<0.5	<2	<0.5	<0.5	<0.5	<0.5	<0.5	<1	<0.5	<0.5	<0.5	<1	<1.5	<1	<0.5	<100	<100	<100	<100
92515216	MW-46_20210106	MW-46	01/06/2021	**13.3**	<0.5	<0.5	<0.5	<0.5	<0.5	<5	<0.5	<0.5	<1	**5.2**	<1	<0.5	<0.5	<0.5	<0.5	<0.5	<2	<0.5	<2	<0.5	<2	<0.5	<0.5	<0.5	<0.5	<0.5	<1	<0.5	<0.5	<0.5	<1	<1.5	<1	<0.5	<100	<100	<100	<100
92521851	MW-46_20210211	MW-46	02/11/2021	<5	**0.74**	<0.5	<0.5	<0.5	<0.5	<5	<0.5	<0.5	<1	**2.4**	<1	<0.5	<0.5	<0.5	<0.5	<0.5	<2	<0.5	<2	<0.5	<2	<0.5	<0.5	<0.5	**0.7**	<0.5	<1	<0.5	<0.5	<0.5	<1	**2.17**	**1.3**	**0.87**	<100	<100	<100	**118**
92531580	MW-46_20210406	MW-46	04/06/2021	<5	<0.5	<0.5	<0.5	<0.5	<0.5	<5	<0.5	<0.5	<1	**1.6**	<1	<0.5	<0.5	<0.5	<0.5	<0.5	<2	<0.5	<2	<0.5	<2	<0.5	<0.5	<0.5	<0.5	<0.5	<1	<0.5	<0.5	<0.5	<1	<1.5	<1	<0.5	<50	<50	<50	<50
92536428	MW-46_20210503	MW-46	05/03/2021	<5	<0.5	<0.5	<0.5	<0.5	<0.5	<5	<0.5	<0.5	<1	**1.5**	<1	<0.5	<0.5	<0.5	<0.5	<0.5	<2	<0.5	<2	<0.5	<2	<0.5	<0.5	<0.5	<0.5	<0.5	<1	<0.5	<0.5	<0.5	<1	<1.5	<1	<0.5	<50	<50	<50	<50
92541703	MW-46_20210601	MW-46	06/01/2021	<5	<0.5	<0.5	<0.5	<0.5	<0.5	<5	<0.5	<0.5	<1	**1.8**	<1	<0.5	<0.5	<0.5	<0.5	<0.5	<2	<0.5	<2	<0.5	<2	<0.5	<0.5	<0.5	<0.5	<0.5	<1	<0.5	<0.5	<0.5	<1	<1.5	<1	<0.5	<50	<50	<50	<50
92548169	MW-46_20210706	MW-46	07/06/2021	<5	<0.5	<0.5	<0.5	<0.5	<0.5	<5	<0.5	<0.5	<1	**0.55**	<1	<0.5	<0.5	<0.5	<0.5	<0.5	<2	<0.5	<2	<0.5	<2	<0.5	<0.5	<0.5	<0.5	<0.5	<1	<0.5	<0.5	<0.5	<1	<1.5	<1	<0.5	<50	<50	<50	<50
92553185	MW-46_20210803	MW-46	08/03/2021	<5	<0.5	<0.5	<0.5	<0.5	<0.5	<5	<0.5	<0.5	<1	**0.64**	<1	<0.5	<0.5	<0.5	<0.5	<0.5	<2	<0.5	<2	<0.5	<2	<0.5	<0.5	<0.5	<0.5	<0.5	<1	<0.5	<0.5	<0.5	<1	<1.5	<1	<0.5	<50	<50	<50	<50
92558740	MW-46_20210831	MW-46	08/31/2021	<5	<0.5	<0.5	<0.5	<0.5	<0.5	<5	<0.5	<0.5	<1	<0.5	<1	<0.5	<0.5	<0.5	<0.5	<0.5	<2	<0.5	<2	<0.5	<2	<0.5	<0.5	<0.5	<0.5	<0.5	<1	<0.5	<0.5	<0.5	<1	<1.5	<1	<0.5	<50	<50	<50	<50
92564678	MW-46_20211004	MW-46	10/04/2021	<5.0	<0.5	<0.5	<0.5	<0.5	<1	<5	<0.5	<0.5	<0.5	<0.5	<0.6	<0.5	<0.5	<0.5	<0.5	<0.5	<0.6	<0.5	<5	<0.5	<0.5	<0.5	<0.5	<0.5	**0.29J**	<0.5	<0.5	<0.5	<0.5	<0.5	**0.47J**	**0.26J**	**0.21J**	<100	<100	<100	NA
92570178	MW-46_20211102	MW-46	11/02/2021	<5	<0.5	<0.5	<0.5	<0.5	<0.5	<5	<0.5	<0.5	<1	<0.5	<1	<0.5	<0.5	<0.5	<0.5	<0.5	<2	<0.5	<2	<0.5	<2	<0.5	<0.5	<0.5	<0.5	<0.5	<1	<0.5	<0.5	<0.5	<1	<1.5	<1	<0.5	<50	<50	<50	<50
92574905	MW-46_20211130	MW-46	11/30/2021	<5	<0.5	<0.5	<0.5	<0.5	<0.5	<5	<0.5	<0.5	<1	<0.5	<1	<0.5	<0.5	<0.5	<0.5	<0.5	<2	<0.5	<2	<0.5	<2	<0.5	<0.5	<0.5	**0.87J**	<0.5	<1	<0.5	<0.5	<0.5	<1	**0.42J**	<1	**0.42J**	<50	<50	<50	<50
92580901 92580902	MW-46_20220104	MW-46	01/04/2022	**0.21J**	<0.5	<0.5	<0.5	<0.5	<0.5	<5	<0.5	<0.5	<1	<0.5	<1	<0.5	<0.5	<0.5	<0.5	<0.5	<2	<0.5	<2	<0.5	<2	<0.5	<0.5	<0.5	<0.5	<0.5	<1	<0.5	<0.5	<0.5	<1	<1.5	<1	<0.5	<50	<50	<50	<50
92585560	MW-46_20220201	MW-46	02/01/2022	<5	<0.5	<0.5	<0.5	<0.5	<0.5	<5	<0.5	<0.5	<1	<0.5	<1	<0.5	<0.5	<0.5	<0.5	<0.5	<2	<0.5	<2	<0.5	<2	<0.5	<0.5	<0.5	**0.52**	<0.5	<1	<0.5	<0.5	**0.61**	<1	**4.6**	**1.2**	**3.4**	<50	<50	<50	<50
92590515	MW-46_20220228	MW-46	02/28/2022	<5	<0.5	<0.5	<0.5	<0.5	<0.5	<5	<0.5	<0.5	<1	<0.5	<1	<0.5	<0.5	<0.5	<0.5	<0.5	<2	<0.5	<2	<0.5	<2	<0.5	<0.5	<0.5	<0.5	<0.5	<1	<0.5	<0.5	<0.5	<1	<1.5	<1	<0.5	<50	<50	<50	<50
92596955	MW-46_20220404	MW-46	04/04/2022	**0.22J**	**0.49J**	<0.5	<0.5	<0.5	<0.5	<5	<0.5	<0.5	<1	<0.5	<1	<0.5	<0.5	<0.5	<0.5	<0.5	<2	<0.5	<2	<0.5	<2	<0.5	<0.5	<0.5	**1.3**	<0.5	<1	<0.5	<0.5	<0.5	<1	**1.37J**	**0.83J**	**0.54**	<50	<50	<50	<50
92602194	MW-46_20220502	MW-46	05/02/2022	<5	<0.5	<0.5	<0.5	<0.5	<0.5	<5	<0.5	<0.5	<1	<0.5	<1	<0.5	<0.5	<0.5	<0.5	<0.5	<2	<0.5	<2	<0.5	<2	<0.5	<0.5	<0.5	**0.87**	<0.5	<1	<0.5	<0.5	<0.5	<1	<1.5	<1	<0.5	<50	<50	<50	<50
92607183	MW-46_20220531	MW-46	05/31/2022	<5	<0.5	<0.5	<0.5	<0.5	<0.5	<5	<0.5	<0.5	<1	<0.5	<1	<0.5	<0.5	<0.5	<0.5	<0.5	<2	<0.5	<2	<0.5	<2	<0.5	<0.5	<0.5	<0.5	<0.5	<1	<0.5	<0.5	<0.5	<1	<1.5	<1	<0.5	<50	<50	<50	<50
MW-47																																									
92495627	MW-47_20200915	MW-47	09/15/2020	**6.3**	<0.5	<0.5	<0.5	**2**	<0.5	<5	<0.5	<0.5	<1	**16.5**	<1	<0.5	<0.5	<0.5	<0.5	**1.4**	<2	<0.5	<2	<0.5	<2	<0.5	<0.5	<0.5	**6.3**	<0.5	<1	<0.5	**1.5**	<0.5	<1	**7.6**	**5.2**	**2.4**	<100	<100	<100	<100
MW-48																																									
92496397	MW-48_20200918	MW-48	09/18/2020	**9.6**	**1.2**	<0.5	<0.5	<0.5	<0.5	<5	<0.5	<0.5	<1	<0.5	<1	<0.5	<0.5	<0.5	<0.5	<0.5	<2	<0.5	<2	<0.5	<2	<0.5	<0.5	<0.5	<0.5	<0.5	<1	<0.5	<0.5	<0.5	<1	<1.5	<1	<0.5	<100	<100	<100	<100
92501860	MW-48_20201022	MW-48	10/22/2020	**19.8**	**40.4**	<0.5	<0.5	<0.5	<0.5	<5	<0.5	<0.5	<1	<0.5	<1	<0.5	<0.5	<0.5	**19**	**4.1**	<2	<0.5	<2	<0.5	<2	<0.5	<0.5	<0.5	**63.3**	<0.5	<1	<0.5	**1.7**	<0.5	<1	**19.9**	**12**	**7.9**	**1,270**	<100	<100	**1,300**
92501860	DUP-2-20201022	MW-48	10/22/2020	**27.4**	**37.1**	<0.5	<0.5	<0.5	<0.5	<5	<0.5	<0.5	<1	<0.5	<1	<0.5	<0.5	<0.5	**17.2**	**3.6**	<2	<0.5	<2	**5.8**	<2	<0.5	<0.5	<0.5	**58.7**	<0.5	<1	<0.5	**1.5**	<0.5	<1	**17.6**	**10.7**	**6.9**	**1,030**	<100	<100	**1,060**
92598325	MW-48_20220408	MW-48	04/08/2022	**31.3**	**7,860**	<25	<25	<25	<25	<250	<25	<25	<50	<25	<50	<25	<25	<25	**905**	**316**	<100	**27.9**	<100	**217**	**116**	**62.3**	<25	<25	**6,240**	<25	<50	<25	**319**	**134**	<50	**3,430**	**1,790**	**1,640**	**58,300**	**6,090**	**1,810**	**66,200**
92598325	DUP-1-202204408	MW-48	04/08/2022	**42.1**	**7,890**	<25	<25	<25	<25	<250	<25	<25	<50	<25	<50	<25	<25	<25	**933**	**325**	<100	**30.5**	<100	**228**	**127**	**66**	<25	<25	**6,350**	<25	<50	<25	**338**	**141**	<50	**3,550**	**1,840**	**1,710**	**59,400**	**6,360**	**1,880**	**67,600**
92603263	MW-48_20220506	MW-48	05/06/2022	<5	**7,860**	<25	<25	<25	<25	<250	<25	<25	<50	<25	<50	<25	<25	<25	**873**	**412**	<100	**37.2**	<100	**171**	**197**	**82.6**	<25	<25	**5,050**	<25	<50	<25	**415**	**169**	<50	**4,330**	**2,070**	**2,260**	**72,400**	**6,930**	**2,340**	**81,700**
92607872	MW-48_20220603	MW-48	06/03/2022	<5	**7,320**	<25	<25	<25	<25	<250	<25	<25	<50	<25	<50	<25	<25	<25	**621**	**218**	<100	**32.0**	<100	**89.6**	**163**	**54.5**	<25	<25	**2,760**	<25	<50	<25	**173**	**88.3**	<50	**3,170**	**1,320**	**1,850**	**64,200**	**6,480**	**1,610**	**72,200**

Table 5A
Summary of Monitoring Well Sampling Results

Colonial Pipeline Company
2020-L1-SR2448
Huntersville, North Carolina

Lab Report Number	Sample ID	Well ID	Sample Date	Metals (µg/L)	VOCs (µg/L)																																MADEP VPH (µg/L)			
				Lead	Benzene	Bromobenzene	Bromochloromethane	Bromodichloromethane	Bromoform	Bromomethane	n-Butylbenzene	sec-Butylbenzene	Chloroethane	Chloroform	Chloromethane	2-Chlorotoluene	Dibromochloromethane	1,2-Dichloroethane	Diisopropyl ether	Ethylbenzene	Hexachloro-1,3-butadiene	Isopropylbenzene (Cumene)	Methylene Chloride	Methyl-tert-butyl ether	Naphthalene	n-Propylbenzene	Styrene	Tetrachloroethene	Toluene	Trichloroethene	Trichlorofluoromethane	1,2,3-Trichloropropane	1,2,4-Trimethylbenzene	1,3,5-Trimethylbenzene	Vinyl chloride	Xylene (Total)	m&p-Xylene	o-Xylene	C5 - C8 Aliphatics	C9 - C12 Aliphatics	C9 - C10 Aromatics	VPH (Total)
NCAC 2L Standards				**15**	**1**	**NE**	**NE**	**0.6**	**4**	**10**	**70**	**70**	**3000**	**70**	**3**	**100**	**0.4**	**0.4**	**70**	**600**	**0.4**	**70**	**5**	**20**	**6**	**70**	**70**	**0.7**	**600**	**3**	**2000**	**0.005**	**400**	**400**	**0.03**	**500**	**500**	**500**	**400**	**700**	**200**	**NE**
IMAC Standards				**--**	**--**	**--**	**--**	**--**	**--**	**--**	**--**	**--**	**--**	**--**	**--**	**--**	**--**	**--**	**--**	**--**	**--**	**--**	**--**	**--**	**--**	**--**	**--**	**--**	**--**	**--**	**--**	**--**	**--**	**--**	**--**	**--**	**--**	**--**	**--**	**--**	**--**
MW-49																																										
92496817	MW-49_20200922	MW-49	09/22/2020	**5.5**	<0.5	<0.5	<0.5	**1**	<0.5	<5	<0.5	<0.5	<1	**11.7**	<1	<0.5	<0.5	<0.5	<0.5	<0.5	<0.5	<2	<0.5	<2	<0.5	<2	<0.5	<0.5	<0.5	**1.1**	<0.5	<1	<0.5	<0.5	<0.5	<1	**2.7**	**1.6**	**1.1**	<100	<100	<100	<100
92499587	MW-49_20201007	MW-49	10/07/2020	<5	**0.61**	<0.5	<0.5	<0.5	<0.5	<5	<0.5	<0.5	<1	**2.2**	<1	<0.5	<0.5	<0.5	<0.5	<0.5	<0.5	<2	<0.5	<2	<0.5	<2	<0.5	<0.5	<0.5	<0.5	<0.5	<1	<0.5	<0.5	<0.5	<1	<1.5	<1	<0.5	<100	<100	<100	<100
92501345	MW-49_20201020	MW-49	10/20/2020	**34.4**	<0.5	<0.5	<0.5	<0.5	<0.5	<5	<0.5	<0.5	<1	**1.6**	<1	<0.5	<0.5	<0.5	**0.65**	<0.5	<2	<0.5	<2	<0.5	<2	<0.5	<0.5	<0.5	<0.5	<0.5	<0.5	<1	<0.5	<0.5	<0.5	<1	<1.5	<1	<0.5	<100	<100	<100	<100
92509251	MW-49_20201202	MW-49	12/02/2020	**16.2**	<0.5	<0.5	<0.5	<0.5	<0.5	<5	<0.5	<0.5	<1	<0.5	<1	<0.5	<0.5	<0.5	**3.4**	<0.5	<2	<0.5	<2	**1.4**	<2	<0.5	<0.5	<0.5	<0.5	<0.5	<1	<0.5	<0.5	<0.5	<1	<1.5	<1	<0.5	<100	<100	<100	<100
92515548	MW-49_20210107	MW-49	01/07/2021	**31**	<0.5	<0.5	<0.5	<0.5	<0.5	<5	<0.5	<0.5	<1	<0.5	<1	<0.5	<0.5	<0.5	**7**	<0.5	<2	<0.5	<2	**2.9**	<2	<0.5	<0.5	<0.5	<0.5	<0.5	<1	<0.5	<0.5	<0.5	<1	<1.5	<1	<0.5	<100	<100	<100	<100
92522126	MW-49_20210212	MW-49	02/12/2021	<5	<0.5	<0.5	<0.5	<0.5	<0.5	<5	<0.5	<0.5	<1	<0.5	<1	<0.5	<0.5	<0.5	**8.3**	<0.5	<2	<0.5	<2	**4.1**	<2	<0.5	<0.5	<0.5	<0.5	<0.5	<1	<0.5	<0.5	<0.5	<1	<1.5	<1	<0.5	<100	<100	<100	<100
92527474	MW-49_20210312	MW-49	03/12/2021	**20.2**	<0.5	<0.5	<0.5	<0.5	<0.5	<5	<0.5	<0.5	<1	<0.5	<1	<0.5	<0.5	<0.5	**3.4**	<0.5	<2	<0.5	<2	**1.5**	<2	<0.5	<0.5	<0.5	<0.5	<0.5	<1	<0.5	<0.5	<0.5	<1	<1.5	<1	<0.5	<50	<50	<50	<50
92531580	MW-49_20210406	MW-49	04/06/2021	<5	<0.5	<0.5	<0.5	<0.5	<0.5	<5	<0.5	<0.5	<1	<0.5	<1	<0.5	<0.5	<0.5	**1.3**	<0.5	<2	<0.5	<2	**0.58**	<2	<0.5	<0.5	<0.5	<0.5	<0.5	<1	<0.5	<0.5	<0.5	<1	<1.5	<1	<0.5	<50	<50	<50	<50
92536726	MW-49_20210504	MW-49	05/04/2021	<5	<0.5	<0.5	<0.5	<0.5	<0.5	<5	<0.5	<0.5	<1	**0.69**	<1	<0.5	<0.5	<0.5	**0.99**	<0.5	<2	<0.5	<2	<0.5	<2	<0.5	<0.5	<0.5	<0.5	<0.5	<1	<0.5	<0.5	<0.5	<1	<1.5	<1	<0.5	<50	<50	<50	<50
92541991	MW-49_20210602	MW-49	06/02/2021	<5	<0.5	<0.5	<0.5	<0.5	<0.5	<5	<0.5	<0.5	<1	**0.66**	<1	<0.5	<0.5	<0.5	<0.5	<0.5	<2	<0.5	<2	<0.5	<2	<0.5	<0.5	<0.5	<0.5	<0.5	<1	<0.5	<0.5	<0.5	<1	<1.5	<1	<0.5	<50	<50	<50	<50
92547899	MW-49_20210706	MW-49	07/06/2021	<5	<0.5	<0.5	<0.5	<0.5	<0.5	<5	<0.5	<0.5	<1	**0.44J**	<1	<0.5	<0.5	<0.5	<0.5	<0.5	<2	<0.5	<2	<0.5	<2	<0.5	<0.5	<0.5	<0.5	<0.5	<1	<0.5	<0.5	<0.5	<1	<1.5	<1	<0.5	<50	<50	<50	<50
92553065	MW-49_20210802	MW-49	08/02/2021	<5	<0.5	<0.5	<0.5	<0.5	<0.5	<5	<0.5	<0.5	<1	**0.46J**	<1	<0.5	<0.5	<0.5	<0.5	<0.5	<2	<0.5	<2	<0.5	<2	<0.5	<0.5	<0.5	<0.5	<0.5	<1	<0.5	<0.5	<0.5	<1	<1.5	<1	<0.5	<50	<50	<50	<50
92558446	MW-49_20210830	MW-49	08/30/2021	<5	<0.5	<0.5	<0.5	<0.5	<0.5	<5	<0.5	<0.5	<1	<0.5	<1	<0.5	<0.5	<0.5	<0.5	<0.5	<2	<0.5	<2	<0.5	<2	<0.5	<0.5	<0.5	<0.5	<0.5	<1	<0.5	<0.5	<0.5	<1	<1	<1	<0.5	<50	<50	<50	<50
92564488	MW-49_20211001	MW-49	10/01/2021	**4.8J**	**0.19J**	<0.5	<0.5	<0.5	<1	<5	<0.5	<0.5	<0.5	**0.43J**	<0.60	<0.5	<0.5	<0.5	<0.5	<0.5	<0.6	<0.5	<5	<0.5	<0.5	<0.5	<0.5	<0.5	**0.48J**	<0.5	<0.5	<0.5	<0.5	<0.5	<0.5	**0.58J**	**0.39J**	**0.19J**	<100	<100	<100	NA
92569882	MW-49_20211101	MW-49	11/01/2021	<5	<0.5	<0.5	<0.5	<0.5	<0.5	<5	<0.5	<0.5	<1	<0.5	<1	<0.5	<0.5	<0.5	<0.5	<0.5	<2	<0.5	<2	<0.5	<2	<0.5	<0.5	<0.5	<0.5	<0.5	<1	<0.5	<0.5	<0.5	<1	<1.5	<1	<0.5	<50	<50	<50	<50
92574905	MW-49_20211130	MW-49	11/30/2021	<5	<0.5	<0.5	<0.5	<0.5	<0.5	<5	<0.5	<0.5	<1	**0.36J**	<1	<0.5	<0.5	<0.5	<0.5	<0.5	<2	<0.5	<2	<0.5	<2	<0.5	<0.5	<0.5	<0.5	<0.5	<1	<0.5	<0.5	<0.5	<1	<1.5	<1	<0.5	<50	<50	<50	<50
92580645 92580644	MW-49_20220103	MW-49	01/03/2022	<5	<0.5	<0.5	<0.5	<0.5	<0.5	<5	<0.5	<0.5	<1	<0.5	<1	<0.5	<0.5	<0.5	<0.5	<0.5	<2	<0.5	<2	<0.5	<2	<0.5	<0.5	<0.5	<0.5	<0.5	<1	<0.5	<0.5	<0.5	<1	<1.5	<1	<0.5	<50	<50	<50	<50
92585899	MW-49_20220202	MW-49	02/02/2022	<5	<0.5	<0.5	<0.5	<0.5	<0.5	<5	<0.5	<0.5	<1	<0.5	<1	<0.5	<0.5	<0.5	**0.81**	<0.5	<2	<0.5	<2	<0.5	<2	<0.5	<0.5	<0.5	<0.5	<0.5	<1	<0.5	<0.5	<0.5	<1	<1.5	<1	<0.5	<50	<50	<50	<50
92590515	MW-49_20220228	MW-49	02/28/2022	**0.53J**	<0.5	<0.5	<0.5	<0.5	<0.5	<5	<0.5	<0.5	<1	<0.5	<1	<0.5	<0.5	<0.5	**0.53**	<0.5	<2	<0.5	<2	<0.5	<2	<0.5	<0.5	<0.5	<0.5	<0.5	<1	<0.5	<0.5	<0.5	<1	<1.5	<1	<0.5	<50	<50	<50	<50
92590515	DUP-2-20220228	MW-49	02/28/2022	**0.58J**	<0.5	<0.5	<0.5	<0.5	<0.5	<5	<0.5	<0.5	<1	<0.5	<1	<0.5	<0.5	<0.5	**0.54**	<0.5	<2	<0.5	<2	<0.5	<2	<0.5	<0.5	<0.5	<0.5	<0.5	<1	<0.5	<0.5	<0.5	<1	<1.5	<1	<0.5	<50	<50	<50	<50
92596955	MW-49_20220404	MW-49	04/04/2022	**1.5J**	<0.5	<0.5	<0.5	<0.5	<0.5	<5	<0.5	<0.5	<1	<0.5	<1	<0.5	<0.5	<0.5	<0.5	<0.5	<2	<0.5	<2	<0.5	<2	<0.5	<0.5	<0.5	<0.5	<0.5	<1	<0.5	<0.5	<0.5	<1	<1.5	<1	<0.5	<50	<50	<50	<50
92602194	MW-49_20220502	MW-49	05/02/2022	<5	<0.5	<0.5	<0.5	<0.5	<0.5	<5	<0.5	<0.5	<1	<0.5	<1	<0.5	<0.5	<0.5	<0.5	<0.5	<2	<0.5	<2	<0.5	<2	<0.5	<0.5	<0.5	<0.5	<0.5	<1	<0.5	<0.5	<0.5	<1	<1.5	<1	<0.5	<50	<50	<50	<50
92607183	MW-49_20220531	MW-49	05/31/2022	<5	<0.5	<0.5	<0.5	<0.5	<0.5	<5	<0.5	<0.5	<1	<0.5	<1	<0.5	<0.5	<0.5	<0.5	<0.5	<2	<0.5	<2	<0.5	<2	<0.5	<0.5	<0.5	<0.5	<0.5	<1	<0.5	<0.5	<0.5	<1	<1.5	<1	<0.5	<50	<50	<50	<50
MW-50																																										
92497017	MW-50_20200922	MW-50	09/22/2020	**6.7**	**205**	<2	<2	<2	<2	<20	<2	<2	<4	**5.9**	<4	<2	<2	<2	**37.2**	**20.2**	<8	<2	<8	**24.3**	<8	<2	<2	<2	**375**	<2	<4	<2	**11**	<2	<4	**131.5**	**77.3**	**54.2**	**1,570**	**284**	<100	**1,930**
92501345	MW-50_20201020	MW-50	10/20/2020	**19.2**	**1,370**	<6.2	<6.2	<6.2	<6.2	<62.5	<6.2	<6.2	<12.5	<6.2	<12.5	<6.2	<6.2	<6.2	**208**	**144**	<25	<6.2	**35.8**	**138**	<25	<6.2	<6.2	<6.2	**1,980**	<6.2	<12.5	<6.2	**89.2**	<6.2	<12.5	**947**	**611**	**336**	**7,750**	**1,990**	**398**	**10,100**
92509251	MW-50_20201202	MW-50	12/02/2020	<5	**3,730**	<10	<10	<10	<10	<100	<10	<10	<20	<10	<20	<10	<10	<10	**482**	**406**	<40	**10.3**	<40	**287**	**68.3**	<10	<10	<10	**3,760**	<10	<20	<10	**270**	<10	<20	**2,912**	**1,950**	**962**	**18,700**	**5,620**	**934**	**6,550**
92515216	MW-50_20210106	MW-50	01/06/2021	**18.2**	**4,670**	<25	<25	<25	<25	<250	<25	<25	<50	<25	<50	<25	<25	<25	**587**	**552**	<100	<25	<100	**392**	**111**	<25	<25	<25	**6,590**	<25	<50	<25	**450**	<25	<50	**3,690**	**2,460**	**1,230**	**25,900**	**8,140**	**1,210**	**35,300**
92522126	MW-50_20210212	MW-50	02/12/2021	<5	**996**	<5	<5	<5	<5	<50	<5	<5	<10	<5	<10	<5	<5	<5	**161**	**37.5**	<20	<5	<20	**116**	**54**	<5	<5	<5	**467**	<5	<10	<5	**127**	<5	<10	**1,080**	**713**	**367**	**5,030**	**2,420**	<1000	**8,160**
92527474	MW-50_20210312	MW-50	03/12/2021	**5.8**	**844**	<2.5	<2.5	<2.5	<2.5	<25	<2.5	<2.5	<5	<2.5	<5	<2.5	<2.5	<2.5	**113**	**43**	<10	**2.7**	<10	**59.6**	**45.8**	<2.5	<2.5	<2.5	**647**	<2.5	<5	<2.5	**125**	<2.5	<5	**1,149**	**750**	**399**	**7,570**	**2,460**	**339**	**2,120**
92531580	MW-50_20210406	MW-50	04/06/2021	<5	**701**	<2.5	<2.5	<2.5	<2.5	<25	<2.5	<2.5	<5	<2.5	<5	<2.5	<2.5	<2.5	**114**	**4.0**	<10	<2.5	<10	**46.9**	**14.1**	<2.5	<2.5	<2.5	**290**	<2.5	<5	<2.5	**89.2**	<2.5	<5	**885**	**563**	**322**	**6,130**	**2,170**	**263**	**8,303**
92536428	MW-50_20210503	MW-50	05/03/2021	<5	**1,250**	<5	<5	<5	<5	<50	<5	<5	<10	<5	<10	<5	<5	<5	**137**	**57.1**	<20	<5	**44.2**	**38.1**	**32**	<5	<5	<5	**1,310**	<5	<10	<5	**171**	<5	<10	**1,536**	**1,010**	**526**	**13,500**	**4,060**	**491**	**17,500**
92541703	MW-50_20210601	MW-50	06/01/2021	<5	**349**	<2	<2	<2	<2	<20	<2	<2	<4	<2	<4	<2	<2	<2	**36.3**	**12.6**	<8	<2	<8	**11.4**	**22**	<2	<2	<2	**385**	<2	<4	<2	**103**	<2	<4	**881**	**568**	**313**	**4,590**	**2,200**	**327**	**6,800**
92547899	MW-50_20210706	MW-50	07/06/2021	<5	**343**	<2	<2	<2	<2	<20	<2	<2	<4	<2	<4	<2	<2	<2	**18.8**	**31.5**	<8	**5.1**	<8	**4.6**	**27.5**	**8.0**	<2	<2	**286**	<2	<4	<2	**126**	**32.5**	<4	**1,043**	**662**	**381**	**5,210**	**2,550**	**421**	**8,180**
92553185	MW-50_20210803	MW-50	08/03/2021	<5	**193**	<1	<1	<1	<1	<10	<1	<1	<2	<1	<2	<1	<1	<1	**11.2**	**18.3**	<4	**2**	<4	**2.6**	**9.1**	<1	<1	<1	**218**	<1	<2	<1	**43.6**	<1	<2	**438**	**273**	**165**	**4,260**	**1,120**	**178**	**5,550**
92558740	MW-50_20210831	MW-50	08/31/2021	<5	**70.5**	<0.5	<0.5	<0.5	<0.5	<5	<0.5	<0.5	<1	<0.5	<1	<0.5	<0.5	<0.5	**5.8**	**13.2**	<2	**1.1**	<2	**1.4**	**5.4**	**2.1**	<0.5	<0.5	**170**	<0.5	<1	<0.5	**25.1**	**6.8**	<1	**222**	**136**	**85.8**	**1,720**	**517**	**80.3**	**2,320**
92564678	MW-50_20211004	MW-50	10/04/2021	<5.0	**62**	<1	<1	<1	<2	<10	<1	<1	<1	<1	<1	<1.2	<1	<1	<1	**15**	**10**	<1.2	**0.34J**	<10	**1.4**	**2.4**	**0.48J**	<1	<1	**100**	<1	<1	<1	**11**	**4.3**	<1	**178**	**95**	**83**	**590**	<200	<200	NA
92570178	MW-50_20211102	MW-50	11/02/2021	<5	**234**	<1.2	<1.2	<1.2	<1.2	<12.5	<1.2	<1.2	<2.5	<1.2	<2.5	<1.2	<1.2	<1.2	**16.9**	**20.7**	<5	**1.5**	<5	**1.4**	**12.0**	**2.4**	<1.2	<1.2	**259**	<1.2	<2.5	<1.2	**44.5**	**13.8**	<2.5	**477**	**276**	**201**	**3,260**	**1,090**	**174**	**4,520**
92570178	DUP-1-20211102	MW-50	11/02/2021	<5	**235**	<1.2	<1.2	<1.2	<1.2	<12.5	<1.2	<1.2	<2.5	<1.2	<2.5	<1.2	<1.2	<1.2	**17.2**	**22.0**	<5	**1.6**	<5	**1.3**	**13.4**	**2.5**	<1.2	<1.2	**270**	<1.2	<2.5	<1.2	**47.6**	**14.4**	<2.5	**494**	**287**	**207**	**3,720**	**1,150**	**187**	**5,060**
92574905	MW-50_20211130	MW-50	11/30/2021	<5	**812**	<5	<5	<5	<5	<50	<5	<5	<10	<5	**10J**	<5	<5	<5	**26**	**57.5**	<20	**6.2**	<20	<5	**38**	<5	<5	<5	**1,460**	<5	<10	<5	**147**	<5	<10	**1,467**	**909**	**558**	**10,500**	**2,480**	**404**	**13,400**
92574905	DUP-2-20211130	MW-50	11/30/2021	<5	**774**	<5	<5	<5	<5	<50	<5	<5	<10	<5	**9.6J**	<5	<5	<5	**25.6**	**50**	<20	**6.2**	<20	<5	**38.1**	<5	<5	<5	**1,270**	<5	<10	<5	**140**	<5	<10	**1,366**	**835**	**531**	**11,200**	**2,620**	**418**	**14,300**
92580645 92580644	MW-50_20220103	MW-50	01/03/2022	**0.19J**	**883**	<5	<5	<5	<5	<50	<5	<5	<10	<5	<10	<5	<5	<5	**33.5**	**48.9**	<20	**4.2J**	<20	<5	**32.7**	**9.1**	<5	<5	**1,380**	<5	<10	<5	**131**	**34.6**	<10	**1,413**	**853**	**560**	**10,500**	**2,240**	**298**	**13,000**
92585316	MW-50_20220131	MW-50	01/31/2022	<5	**901**	<5	<5	<5	<5	<50	<5	<5	<10	<5	<10	<5	<5	<5	**35.2**	**54.7**	<20	**3.7J**	**21.9**	<5	**61.6**	**8.5**	<5	<5	**1,550**	<5	<10	<5	**140**	**38.8**	<10	**1,300**	**778**	**522**	**15,300**	**2,340**	**465**	**18,100**
92590515	MW-50_20220228	MW-50	02/28/2022	<5	**819**	<5	<5	<5	<5	<50	<5	<5	<10	<5	<10	<5	<5	<5	**23.0**	**83.8**	<20	**4.0J**	<20	<5	**36.1**	**7.4**	<5	<5	**1,570**	<5	<10	<5	**120**	**33.0**	<10	**1,360**	**812**	**548**	**14,300**	**2,970**	**523**	**17,800**
92596955	MW-50_20220404	MW-50	04/04/2022	<5	**812**	<5	<5	<5	<5	<50	<5	<5	<10	<5	<10	<5	<5	<5	**31.5**	**75.0**	<20	<5	**67.8**	<5	**30.8**	**8.3**	<5	<5	**1,550**	<5	<10	<5	**100**	**27.6**	<10	**1,176**	**712**	**464**	**13,300**	**2,350**	**386**	**16,100**
92602194	MW-50_20220502	MW-50	05/02/2022	<5	**876**	<5	<5	<5	<5	<50	<5	<5	<10	<5	<10	<5	<5	<5	**30.6**	**71.3**	<20	<5	<20	<5	**28.9**	**5.9**	<5	<5	**1,830**	<5	<10	<5	**104**	**27.9**	<10	**1,241**	**748**	**493**	**19,100**	**2,870**	**504**	**22,500**
92607183	MW-50_20220531	MW-50	05/31/2022	<5	**1,400**	<12.5	<12.5	<12.5	<12.5	<125	<12.5	<12.5	<25	<12.5	<25	<12.5	<12.5	<12.5	**36.0**	**154**	<50	<12.5	<50	<12.5	**51.5**	**10.4J**	<12.5	<12.5	**3,810**	<12.5	<25	<12.5	**182**	**49.3**	<25	**2,215**	**1,370**	**845**	**22,700**	**4,310**	**657**	**27,700**
MW-51																																										
92496817	MW-51_20200922	MW-51	09/22/2020	<5	**1.4**	<0.5	<0.5	**3.8**	<0.5	<5	<0.5	<0.5	<1	**26.1**	<1	<0.5	**1.3**	<0.5	<0.5	**0.84**	<2	<0.5	<2	<0.5	<2	<0.5	<0.5	<0.5	**6.9**	<0.5	<1	<0.5	**0.78**	<0.5	<1	**9.3**	**3.6**	**5.7**	<100	<100	<100	<100
92499587	MW-51_20201007	MW-51	10/07/2020	<5	**1.4**	<0.5	<0.5	**1.6**	<0.5	<5	<0.5	<0.5	<1	**19.3**	<1	<0.5	<0.5	<0.5	<0.5	**0.71**	<2	<0.5	<2	<0.5	<2	<0.5	<0.5	<0.5	**4.2**	<0.5	<1	<0.5	**0.6**	<0.5	<1	**4.5**	**2.5**	**2**	<100	<100	<100	<100
92499587	Dup-1-20201007	MW-51	10/07/2020	<5	**1.6**	<0.5	<0.5	**1.6**	<0.5	<5	<0.5	<0.5	<1	**19.2**	<1	<0.5	<0.5	<0.5	<0.5	**0.72**	<2	<0.5	<2	<0.5	<2	<0.5	<0.5	<0.5	**4.8**	<0.5	<1	<0.5	**0.7**	<0.5	<1	**4.8**	**2.6**	**2.2**	<100	<100	<100	<100
92501615	MW-51_20201021	MW-51	10/21/2020	**5.1**	**0.52**	<0.5	<0.5	**0.95**	<0.5	<5	<0.5	<0.5	<1	**13.4**	<1	<0.5	<0.5	<0.5	<0.5	<0.5	<2	<0.5	<2	<0.5	<2	<0.5	<0.5	<0.5	<0.5	<0.5	<1	<0.5	<0.5	<0.5	<1	<1.5	<1	<0.5	<100	<100	<100	<100
92501615	DUP-1-20201021	MW-51	10/21/2020	<5	**0.5**	<0.5	<0.5	**0.92**	<0.5	<5	<0.5	<0.5	<1	**13**	<1	<0.5	<0.5	<0.5	<0.5	<0.5	<2	<0.5	<2	<0.5	<2	<0.5	<0.5	<0.5	<0.5	<0.5	<1	<0.5	<0.5	<0.5	<1	<1.5	<1	<0.5	<100	<100	<100	<100

Table 5A
Summary of Monitoring Well Sampling Results

Colonial Pipeline Company
2020-L1-SR2448
Huntersville, North Carolina

Lab Report Number	Sample ID	Well ID	Sample Date	Metals (µg/L)	VOCs (µg/L)																																MADEP VPH (µg/L)			
				Lead	Benzene	Bromobenzene	Bromochloromethane	Bromodichloromethane	Bromoform	Bromomethane	n-Butylbenzene	sec-Butylbenzene	Chloroethane	Chloroform	Chloromethane	2-Chlorotoluene	Dibromochloromethane	1,2-Dichloroethane	Diisopropyl ether	Ethylbenzene	Hexachloro-1,3-butadiene	Isopropylbenzene (Cumene)	Methylene Chloride	Methyl-tert-butyl ether	Naphthalene	n-Propylbenzene	Styrene	Tetrachloroethene	Toluene	Trichloroethene	Trichlorofluoromethane	1,2,3-Trichloropropane	1,2,4-Trimethylbenzene	1,3,5-Trimethylbenzene	Vinyl chloride	Xylene (Total)	m&p-Xylene	o-Xylene	C5 - C8 Aliphatics	C9 - C12 Aliphatics	C9 - C10 Aromatics	VPH (Total)
NCAC 2L Standards				**15**	**1**	**NE**	**NE**	**0.6**	**4**	**10**	**70**	**70**	**3000**	**70**	**3**	**100**	**0.4**	**0.4**	**70**	**600**	**0.4**	**70**	**5**	**20**	**6**	**70**	**70**	**0.7**	**600**	**3**	**2000**	**0.005**	**400**	**400**	**0.03**	**500**	**500**	**500**	**400**	**700**	**200**	**NE**
IMAC Standards				**--**	**--**	**--**	**--**	**--**	**--**	**--**	**--**	**--**	**--**	**--**	**--**	**--**	**--**	**--**	**--**	**--**	**--**	**--**	**--**	**--**	**--**	**--**	**--**	**--**	**--**	**--**	**--**	**--**	**--**	**--**	**--**	**--**	**--**	**--**	**--**	**--**	**--**
92509251	MW-51_20201202	MW-51	12/02/2020	<5	<0.5	<0.5	<0.5	**0.55**	<0.5	<5	<0.5	<0.5	<1	**6.5**	<1	<0.5	<0.5	<0.5	<0.5	<0.5	<2	<0.5	<2	<0.5	<2	<0.5	<0.5	<0.5	<0.5	<0.5	<1	<0.5	<0.5	<0.5	<1	<1.5	<1	<0.5	<100	<100	<100	<100
92514892	MW-51_20210105	MW-51	01/05/2021	**141**	<0.5	<0.5	<0.5	<0.5	<0.5	<5	<0.5	<0.5	<1	**5.3**	<1	<0.5	<0.5	<0.5	<0.5	<0.5	<2	<0.5	<2	<0.5	<2	<0.5	<0.5	<0.5	<0.5	<0.5	<1	<0.5	<0.5	<0.5	<1	<1.5	<1	<0.5	<100	<100	<100	<100
92522126	MW-51_20210212	MW-51	02/12/2021	<5	<0.5	<0.5	<0.5	<0.5	<0.5	<5	<0.5	<0.5	<1	**2.6**	<1	<0.5	<0.5	<0.5	<0.5	<0.5	<2	<0.5	<2	<0.5	<2	<0.5	<0.5	<0.5	<0.5	<0.5	<1	<0.5	<0.5	<0.5	<1	<1.5	<1	<0.5	<100	<100	<100	<100
92527474	MW-51_20210312	MW-51	03/12/2021	<5	<0.5	<0.5	<0.5	<0.5	<0.5	<5	<0.5	<0.5	<1	**2.3**	<1	<0.5	<0.5	<0.5	<0.5	<0.5	<2	<0.5	<2	<0.5	<2	<0.5	<0.5	<0.5	<0.5	<0.5	<1	<0.5	<0.5	<0.5	<1	<1.5	<1	<0.5	<50	<50	<50	<50
92531580	MW-51_20210406	MW-51	04/06/2021	<5	<0.5	<0.5	<0.5	<0.5	<0.5	<5	<0.5	<0.5	<1	**1.6**	<1	<0.5	<0.5	<0.5	<0.5	<0.5	<2	<0.5	<2	<0.5	<2	<0.5	<0.5	<0.5	<0.5	<0.5	<1	<0.5	<0.5	<0.5	<1	<1.5	<1	<0.5	<50	<50	<50	<50
92536726	MW-51_20210504	MW-51	05/04/2021	<5	<0.5	<0.5	<0.5	<0.5	<0.5	<5	<0.5	<0.5	<1	**1.5**	<1	<0.5	<0.5	<0.5	<0.5	<0.5	<2	<0.5	<2	<0.5	<2	<0.5	<0.5	<0.5	<0.5	<0.5	<1	<0.5	<0.5	<0.5	<1	<1.5	<1	<0.5	<50	<50	<50	<50
92541703	MW-51_20210601	MW-51	06/01/2021	<5	<0.5	<0.5	<0.5	<0.5	<0.5	<5	<0.5	<0.5	<1	**1.1**	<1	<0.5	<0.5	<0.5	<0.5	<0.5	<2	<0.5	<2	<0.5	<2	<0.5	<0.5	<0.5	<0.5	<0.5	<1	<0.5	<0.5	<0.5	<1	<1.5	<1	<0.5	<50	<50	<50	<50
92547899	MW-51_20210706	MW-51	07/06/2021	<5	<0.5	<0.5	<0.5	<0.5	<0.5	<5	<0.5	<0.5	<1	**0.90**	<1	<0.5	<0.5	<0.5	<0.5	<0.5	<2	<0.5	<2	<0.5	<2	<0.5	<0.5	<0.5	<0.5	<0.5	<1	<0.5	<0.5	<0.5	<1	<1.5	<1	<0.5	<50	<50	<50	<50
92553065	MW-51_20210802	MW-51	08/02/2021	<5	<0.5	<0.5	<0.5	<0.5	<0.5	<5	<0.5	<0.5	<1	**0.54**	<1	<0.5	<0.5	<0.5	<0.5	<0.5	<2	<0.5	<2	<0.5	<2	<0.5	<0.5	<0.5	<0.5	<0.5	<1	<0.5	<0.5	<0.5	<1	<1.5	<1	<0.5	<50	<50	<50	<50
92553065	DUP-2-20210802	MW-51	08/02/2021	<5	<0.5	<0.5	<0.5	<0.5	<0.5	<5	<0.5	<0.5	<1	**0.51**	<1	<0.5	<0.5	<0.5	<0.5	<0.5	<2	<0.5	<2	<0.5	<2	<0.5	<0.5	<0.5	<0.5	<0.5	<1	<0.5	<0.5	<0.5	<1	<1.5	<1	<0.5	<50	<50	<50	<50
92558446	MW-51_20210830	MW-51	08/30/2021	<5	<0.5	<0.5	<0.5	<0.5	<0.5	<5	<0.5	<0.5	<1	<0.5	<1	<0.5	<0.5	<0.5	<0.5	<0.5	<2	<0.5	<2	<0.5	<2	<0.5	<0.5	<0.5	<0.5	<0.5	<1	<0.5	<0.5	<0.5	<1	<1	<1	<0.5	<50	<50	<50	<50
92558446	DUP-1-20210830	MW-51	08/30/2021	<5	<0.5	<0.5	<0.5	<0.5	<0.5	<5	<0.5	<0.5	<1	<0.5	<1	<0.5	<0.5	<0.5	<0.5	<0.5	<2	<0.5	<2	<0.5	<2	<0.5	<0.5	<0.5	<0.5	<0.5	<1	<0.5	<0.5	<0.5	<1	<1	<1	<0.5	<50	<50	<50	<50
92564488	MW-51_20211001	MW-51	10/01/2021	<5.0	<0.5	<0.5	<0.5	<0.5	<1	<5	<0.5	<0.5	<0.5	<0.5	<0.60	<0.5	<0.5	<0.5	<0.5	<0.5	<0.6	<0.5	<5	<0.5	<0.5	<0.5	<0.5	<0.5	<0.5	<0.5	<0.5	<0.5	<0.5	<0.5	<1.5	<1	<0.5	<100	<100	<100	NA
92569882	MW-51_20211101	MW-51	11/01/2021	**5.1**	<0.5	<0.5	<0.5	<0.5	<0.5	<5	<0.5	<0.5	<1	<0.5	<1	<0.5	<0.5	<0.5	<0.5	<0.5	<2	<0.5	<2	<0.5	<2	<0.5	<0.5	<0.5	<0.5	<0.5	<1	<0.5	<0.5	<0.5	<1	<1.5	<1	<0.5	<50	<50	<50	<50
92574905	MW-51_20211130	MW-51	11/30/2021	**13.4**	<0.5	<0.5	<0.5	<0.5	<0.5	<5	<0.5	<0.5	<1	<0.5	<1	<0.5	<0.5	<0.5	<0.5	<0.5	<2	<0.5	<2	<0.5	<2	<0.5	<0.5	<0.5	<0.5	<0.5	<1	<0.5	<0.5	<0.5	<1	<1.5	<1	<0.5	<50	<50	<50	<50
92580645 92580644	MW-51_20220103	MW-51	01/03/2022	**2.3J**	<0.5	<0.5	<0.5	<0.5	<0.5	<5	<0.5	<0.5	<1	<0.5	<1	<0.5	<0.5	<0.5	<0.5	<0.5	<2	<0.5	<2	<0.5	<2	<0.5	<0.5	<0.5	<0.5	<0.5	<1	<0.5	<0.5	<0.5	<1	<1.5	<1	<0.5	<50	<50	<50	<50
92580645 92580644	DUP-2-20220103	MW-51	01/03/2022	**1.9J**	<0.5	<0.5	<0.5	<0.5	<0.5	<5	<0.5	<0.5	<1	<0.5	<1	<0.5	<0.5	<0.5	<0.5	<0.5	<2	<0.5	<2	<0.5	<2	<0.5	<0.5	<0.5	<0.5	<0.5	<1	<0.5	<0.5	<0.5	<1	<1.5	<1	<0.5	<50	<50	<50	<50
92585316	MW-51_20220131	MW-51	01/31/2022	<5	<0.5	<0.5	<0.5	<0.5	<0.5	<5	<0.5	<0.5	<1	<0.5	<1	<0.5	<0.5	<0.5	<0.5	<0.5	<2	<0.5	<2	<0.5	<2	<0.5	<0.5	<0.5	<0.5	<0.5	<1	<0.5	<0.5	<0.5	<1	<1.5	<1	<0.5	<50	<50	<50	<50
92590515	MW-51_20220228	MW-51	02/28/2022	**7.3J**	<0.5	<0.5	<0.5	<0.5	<0.5	<5	<0.5	<0.5	<1	<0.5	<1	<0.5	<0.5	<0.5	<0.5	<0.5	<2	<0.5	<2	<0.5	<2	<0.5	<0.5	<0.5	<0.5	<0.5	<1	<0.5	<0.5	<0.5	<1	<1.5	<1	<0.5	<50	<50	<50	<50
92596955	MW-51_20220404	MW-51	04/04/2022	**0.60J**	<0.5	<0.5	<0.5	<0.5	<0.5	<5	<0.5	<0.5	<1	<0.5	<1	<0.5	<0.5	<0.5	<0.5	<0.5	<2	<0.5	<2	<0.5	<2	<0.5	<0.5	<0.5	<0.5	<0.5	<1	<0.5	<0.5	<0.5	<1	<1.5	<1	<0.5	<50	<50	<50	<50
92602194	MW-51_20220502	MW-51	05/02/2022	<5	**0.51**	<0.5	<0.5	<0.5	<0.5	<5	<0.5	<0.5	<1	<0.5	<1	<0.5	<0.5	<0.5	<0.5	<0.5	<2	<0.5	<2	<0.5	<2	<0.5	<0.5	<0.5	<0.5	<0.5	<1	<0.5	<0.5	<0.5	<1	<1.5	<1	<0.5	<50	<50	<50	<50
92604502	MW-51_20220513	MW-51	05/13/2022	<5	<0.5	<0.5	<0.5	<0.5	<0.5	<5	<0.5	<0.5	<1	<0.5	<1	<0.5	<0.5	<0.5	<0.5	<0.5	<2	<0.5	<2	<0.5	<2	<0.5	<0.5	<0.5	<0.5	<0.5	<1	<0.5	<0.5	<0.5	<1	<1.5	<1	<0.5	<50	<50	<50	<50
92607183	MW-51_20220531	MW-51	05/31/2022	<5	<0.5	<0.5	<0.5	<0.5	<0.5	<5	<0.5	<0.5	<1	<0.5	<1	<0.5	<0.5	<0.5	<0.5	<0.5	<2	<0.5	<2	<0.5	<2	<0.5	<0.5	<0.5	<0.5	<0.5	<1	<0.5	<0.5	<0.5	<1	<1.5	<1	<0.5	<50	<50	<50	<50
MW-52																																										
92497774	MW-52_20200928	MW-52	09/28/2020	**20.3**	**8.9**	<0.5	<0.5	**0.76**	<0.5	<5	<0.5	<0.5	<1	**6.3**	<1	<0.5	<0.5	<0.5	**5.7**	**1**	<2	<0.5	<2	**1.6**	<2	<0.5	<0.5	<0.5	**19.9**	<0.5	<1	<0.5	<0.5	<0.5	<1	**4.3**	**2.7**	**1.6**	<100	<100	<100	**171**
92501960	MW-52_20201023	MW-52	10/23/2020	<5	**31**	<0.5	<0.5	<0.5	<0.5	<5	<0.5	<0.5	<1	**1.8**	<1	<0.5	<0.5	<0.5	**26.7**	**3.5**	<2	<0.5	<2	**7.3**	<2	<0.5	<0.5	<0.5	**80.2**	<0.5	<1	<0.5	**0.59**	<0.5	<1	**13.2**	**7.2**	**6**	**281**	<100	<100	**341**
92508881	MW-52_20201201	MW-52	12/01/2020	**16.4**	**40.5**	<0.5	<0.5	<0.5	<0.5	<5	<0.5	<0.5	<1	**0.53**	<1	<0.5	<0.5	<0.5	**33.3**	**4.6**	<2	<0.5	<2	**8.8**	<2	<0.5	<0.5	<0.5	**69.6**	<0.5	<1	<0.5	**1.2**	<0.5	<1	**22.6**	**12.7**	**9.9**	**296**	<100	<100	**365**
92514898	MW-52_20210105	MW-52	01/05/2021	**14.1**	**142**	<1	<1	<1	<1	<10	<1	<1	<2	<1	<2	<1	<1	<1	**50.3**	**12.8**	<4	<1	<4	**13.2**	<4	<1	<1	<1	**233**	<1	<2	<1	**7.1**	<1	<2	**79.8**	**50.2**	**29.6**	**899**	**204**	<100	**1,150**
92521871	MW-52_20210211	MW-52	02/11/2021	<5	**33.2**	<0.5	<0.5	<0.5	<0.5	<5	<0.5	<0.5	<1	**0.59**	<1	<0.5	<0.5	<0.5	**29.8**	<0.5	<2	<0.5	<2	**7.7**	<2	<0.5	<0.5	<0.5	**2.9**	<0.5	<1	<0.5	**1.7**	<0.5	<1	**17.2**	**8.3**	**8.9**	**227**	<100	<100	**293**
92527327	MW-52_20210311	MW-52	03/11/2021	<5	**192**	<0.5	<0.5	<0.5	<0.5	<5	<0.5	<0.5	<1	<0.5	<1	<0.5	<0.5	<0.5	**55.8**	**1.9**	<2	**0.55**	<2	**13.7**	<2	<0.5	<0.5	<0.5	**36.8**	<0.5	<1	<0.5	**11.1**	<0.5	<1	**108.8**	**64.8**	**44**	**1,240**	**222**	<50	**200**
92530256	MW-52_20210407	MW-52	04/07/2021	<5	**17.3**	<0.5	<0.5	<0.5	<0.5	<5	<0.5	<0.5	<1	**2.7**	<1	<0.5	<0.5	<0.5	**20**	<0.5	<2	<0.5	<2	**4.4**	<2	<0.5	<0.5	<0.5	**3.5**	<0.5	<1	<0.5	<0.5	<0.5	<1	**2.9**	**1.3**	**1.6**	**948**	<50	<50	**948**
92537784	MW-52_20210507	MW-52	05/07/2021	<5	**144**	<0.5	<0.5	<0.5	<0.5	<5	<0.5	<0.5	<1	**1.2**	<1	<0.5	<0.5	<0.5	**26.7**	<0.5	<2	**0.43J**	<2	**3.5**	**0.88J**	<0.5	<0.5	<0.5	**23.1**	<0.5	<1	<0.5	**3.1**	<0.5	<1	**52.6**	**20.4**	**32.2**	**1,090**	**133**	<50	**1,230**
92542375	MW-52_20210603	MW-52	06/03/2021	<5	**68.4**	<0.5	<0.5	<0.5	<0.5	<5	<0.5	<0.5	<1	**2.4**	<1	<0.5	<0.5	<0.5	**14.2**	<0.5	<2	<0.5	<2	<0.5	<2	<0.5	<0.5	<0.5	**7.6**	<0.5	<1	<0.5	**1.6**	<0.5	<1	**20.3**	**6.4**	**13.9**	**503**	<50	<50	**553**
92548787	MW-52_20210709	MW-52	07/09/2021	<5	**197**	<0.5	<0.5	<0.5	<0.5	<5	<0.5	<0.5	<1	**0.92**	<1	<0.5	<0.5	<0.5	**35.7**	**0.42J**	<2	**0.57**	<2	**5.3**	**2.5**	**0.37J**	<0.5	<0.5	**8.0**	<0.5	<1	<0.5	**3.1**	**1.3**	<1	**29.8**	**9.6**	**20.2**	**1,220**	**71.6**	<50	**1,310**
92554137	MW-52_20210805	MW-52	08/05/2021	<5	**476**	<2	<2	<2	<2	<20	<2	<2	<4	**1.8J**	<4	<2	<2	<2	**72.2**	**3.2J**	<8	<2	<8	**10.4**	**6.8J**	<2	<2	<2	**63.4**	<2	<4	<2	**7.9**	<2	<4	**117.9**	**41.1**	**76.8**	**4,110**	**341**	**64.8**	**4,520**
92559360	MW-52_20210902	MW-52	09/02/2021	<5	**1,080**	<5	<5	<5	<5	<50	<5	<5	<10	<5	<10	<5	<5	<5	**137**	**6.8J**	<20	<5	<20	**24.8**	**21.3**	<5	<5	<5	**151**	<5	<10	<5	<5	**10.2**	<10	**244.6**	**57.6**	**187**	**7,510**	**656**	<200	**8,260**
92564084	MW-52_20210929	MW-52	09/29/2021	<5.0	**1,100**	<12	<12	<12	<12	<50	<12	<12	<12	<12	<50	<12	<12	<12	**140**	**3.2J**	<15	**4.5J**	<120	**27**	**20**	<12	<12	<12	**110**	<12	<12	<12	<12	**8.0J**	<12	**265**	**15J**	**250**	**4,100**	<500	**510**	NA
92571040	MW-52_20211105	MW-52	11/05/2021	<5	**1,050**	<5	<5	<5	<5	<50	<5	<5	<10	<5	<10	<5	<5	<5	**125**	<5	<20	<5	<20	**25.1**	**25.5**	<5	<5	<5	**68.3**	<5	<10	<5	**23.1**	<5	<10	**269.2**	**68.2**	**201**	**6,630**	**563**	<125	**7,310**
92575770	MW-52_20211203	MW-52	12/03/2021	<5	**1,850**	<5	<5	<5	<5	<50	<5	<5	<10	<5	<10	<5	<5	<5	**341**	**4.4J**	<20	**4.2J**	<20	**72.4**	**32.6**	<5	<5	<5	**215**	<5	<10	<5	**10.1**	**11.5**	<10	**416.5**	**41.5**	**375**	**6,080**	**405**	<125	**6,550**
92575770	DUP-1-20211203	MW-52	12/03/2021	<5	**14.1**	<0.5	<0.5	<0.5	<0.5	<5	<0.5	<0.5	<1	<0.5	<1	<0.5	<0.5	<0.5	**5.6**	**1.7**	<2	<0.5	<2	**2.4**	<2	<0.5	<0.5	<0.5	**23.8**	<0.5	<1	<0.5	**0.88**	<0.5	<1	**10.2**	**6.7**	**3.5**	**146**	<50	<50	**170**
92583376	MW-52_20220106	MW-52	01/06/2022	<5	**501**	<2.5	<2.5	<2.5	<2.5	<25	<2.5	<2.5	<5	<2.5	<5	<2.5	<2.5	<2.5	**120**	<2.5	<10	<2.5	<10	**24.2**	**3.7J**	<2.5	<2.5	<2.5	**49.7**	<2.5	<5	<2.5	<2.5	**3.3**	<5	**93.8**	**13.5**	**80.3**	**4,730**	**227**	<50	**4,990**
92586178	MW-52_20220203	MW-52	02/03/2022	<5	**1,170**	<5	<5	<5	<5	<50	<5	<5	<10	<5	<10	<5	<5	<5	**173**	<5	<20	<5	<20	**37.9**	**13.6J**	<5	<5	<5	**97.6**	<5	<10	<5	**18.9**	**13.5**	<10	**282.9**	**60.9**	**222**	**13,100**	**788**	**237**	**14,100**
92591327	MW-52_20220303	MW-52	03/03/2022	**0.078J**	**2,410**	<10	<10	<10	<10	<100	<10	<10	<20	<10	<20	<10	<10	<10	**320**	**12.1**	<40	<10	<40	**73.4**	**41.4**	<10	<10	<10	**201**	<10	<20	<10	**28.8**	**26.2**	<20	**688**	**127**	**561**	**15,900**	**1,640**	**350**	**17,900**
92598233	MW-52_20220407	MW-52	04/07/2022	<5	**5,920**	<25	<25	<25	<25	<250	<25	<25	<50	<25	<50	<25	<25	<25	**647**	**208**	<100	**23.4J**	<100	**166**	**124**	**39.9**	<25	<25	**2,550**	<25	<50	<25	**89.1**	**75.5**	<50	**2,309**	**949**	**1,360**	**42,900**	**5,230**	<1,250	**49,300**
92603263	MW-52_20220506	MW-52	05/06/2022	<5	**8,920**	<25	<25	<25	<25	<250	<25	<25	<50	<25	<50	<25	<25	<25	**1,010**	**454**	<100	**37.4**	<100	**204**	**170**	**69.7**	<25	<25	**5,960**	<25	<50	<25	**235**	**148**	<50	**4,580**	**2360**	**2,220**	**85,500**	**7,180**	**1,890**	**94,500**
MW-53																																									
92499057	MW-53_20201006	MW-53	10/06/2020	**37.6**	<0.5	<0.5	<0.5	**2**	<0.5	<5	<0.5	<0.5	<1	**22.9**	<1	<0.5	<0.5	<0.5	<0.5	<0.5	<2	<0.5	<2	<0.5	<2	<0.5	<0.5	<0.5	**0.72**	<0.5	<1	<0.5	<0.5	<0.5	<1	<1.5	<1	<0.5	<100	<100	<100	<100
92501860	MW-53_20201022	MW-53	10/22/2020	<5	<0.5	<0.5	<0.5	<0.5	<0.5	<5	<0.5	<0.5	<1	**6.4**	<1	<0.5	<0.5	<0.5	<0.5	<0.5	<2	<0.5	<2	<0.5	<2	<0.5	<0.5	<0.5	<0.5	<0.5	<1	<0.5	<0.5	<0.5	<1	<1.5	<1	<0.5	<100	<100	<100	<100
92509560	MW-53_20201203	MW-53	12/03/2020	**23.6**	<0.5	<0.5	<0.5	<0.5	<0.5	<5	<0.5	<0.5	<1	**2.9**	<1	<0.5	<0.5	<0.5	<0.5	<0.5	<2	<0.5	<2	<0.5	<2	<0.5	<0.5	<0.5	<0.5	<0.5	<1	<0.5	<0.5	<0.5	<1	<1.5	<1	<0.5	<100	<100	<100	<100
92509560	Dup-1-20201203	MW-53	12/03/2020	**32.9**	<0.5	<0.5	<0.5	<0.5	<0.5	<5	<0.5	<0.5	<1	**2.8**	<1	<0.5	<0.5	<0.5	<0.5	<0.5	<2	<0.5	<2	<0.5	<2	<0.5	<0.5	<0.5	<0.5	<0.5	<1	<0.5	<0.5	<0.5	<1	<1.5	<1	<0.5	<100	<100	<100	<100
92515544	MW-53_20210107	MW-53	01/07/2021	**123**	<0.5	<0.5	<0.5	<0.5	<0.5	<5	<0.5	<0.5	<1	**0.97**	<1	<0.5	<0.5	<0.5	<0.5	<0.5	<2	<0.5	<2	<0.5	<2	<0.5	<0.5	<0.5	<0.5	<0.5	<1	<0.5	<0.5	<0.5	<1	<1.5	<1	<0.5	<100	<100	<100	<100
92521555	MW-53_20210210	MW-53	02/10/2021	<5	<0.5	<0.5	<0.5	<0.5	<0.5	<5	<0.5	<0.5	<1	**0.61**	<1	<0.5	<0.5	<0.5	<0.5	<0.5	<2	<0.5	<2	<0.5	<2	<0.5	<0.5	<0.5	<0.5	<0.5	<1	<0.5	<0.5	<0.5	<1	<1.5	<1	<0.5	<100	<100	<100	<100
92526977	MW-53_20210310	MW-53	03/10/2021	<5	<0.5	<0.5	<0.5	<0.5	<0.5	<5	<0.5	<0.5	<1	**0.60**	<1	<0.5	<0.5	<0.5	<0.5	<0.5	<2	<0.5	<2	<0.5	<2	<0.5	<0.5	<0.5	<0.5	<0.5	<1	<0.5	<0.5	<0.5	<1	<1.5	<1	<0.5	**1,330**	**440**	<100	**1,860**
92532417	MW-53_20210408	MW-53	04/08/2021	<5	<0.5	<0.5	<0.5	<0.5	<0.5	<5	<0.5	<0.5	<1	<0.5	<1	<0.5	<0.5	<0.5	<0.5	<0.5	<2	<0.5	<2	<0.5	<2	<0.5	<0.5	<0.5	<0.5	<0.5	<1	<0.5	<0.5	<0.5	<1	<1.5	<1	<0.5	<50	<50	<50	<50

Table 5A
Summary of Monitoring Well Sampling Results

Colonial Pipeline Company
2020-L1-SR2448
Huntersville, North Carolina

Lab Report Number	Sample ID	Well ID	Sample Date	Metals (µg/L)	VOCs (µg/L)																																MADEP VPH (µg/L)			
				Lead	Benzene	Bromobenzene	Bromochloromethane	Bromodichloromethane	Bromoform	Bromomethane	n-Butylbenzene	sec-Butylbenzene	Chloroethane	Chloroform	Chloromethane	2-Chlorotoluene	Dibromochloromethane	1,2-Dichloroethane	Diisopropyl ether	Ethylbenzene	Hexachloro-1,3-butadiene	Isopropylbenzene (Cumene)	Methylene Chloride	Methyl-tert-butyl ether	Naphthalene	n-Propylbenzene	Styrene	Tetrachloroethene	Toluene	Trichloroethene	Trichlorofluoromethane	1,2,3-Trichloropropane	1,2,4-Trimethylbenzene	1,3,5-Trimethylbenzene	Vinyl chloride	Xylene (Total)	m&p-Xylene	o-Xylene	C5 - C8 Aliphatics	C9 - C12 Aliphatics	C9 - C10 Aromatics	VPH (Total)
NCAC 2L Standards				**15**	**1**	**NE**	**NE**	**0.6**	**4**	**10**	**70**	**70**	**3000**	**70**	**3**	**100**	**0.4**	**0.4**	**70**	**600**	**0.4**	**70**	**5**	**20**	**6**	**70**	**70**	**0.7**	**600**	**3**	**2000**	**0.005**	**400**	**400**	**0.03**	**500**	**500**	**500**	**400**	**700**	**200**	**NE**
IMAC Standards				**--**	**--**	**--**	**--**	**--**	**--**	**--**	**--**	**--**	**--**	**--**	**--**	**--**	**--**	**--**	**--**	**--**	**--**	**--**	**--**	**--**	**--**	**--**	**--**	**--**	**--**	**--**	**--**	**--**	**--**	**--**	**--**	**--**	**--**	**--**	**--**	**--**	**--**
92537489	MW-53_20210506	MW-53	05/06/2021	<5	<0.5	<0.5	<0.5	<0.5	<0.5	<5	<0.5	<0.5	<1	**0.42J**	<1	<0.5	<0.5	<0.5	<0.5	<0.5	<2	<0.5	<2	<0.5	<2	<0.5	<0.5	<0.5	<0.5	<0.5	<1	<0.5	<0.5	<0.5	<1	<1.5	<1	<0.5	<50	<50	<50	<50
92537489	DUP-1-20210506	MW-53	05/06/2021	<5	<0.5	<0.5	<0.5	<0.5	<0.5	<5	<0.5	<0.5	<1	**0.43J**	<1	<0.5	<0.5	<0.5	<0.5	<0.5	<2	<0.5	<2	<0.5	<2	<0.5	<0.5	<0.5	<0.5	<0.5	<1	<0.5	<0.5	<0.5	<1	<1.5	<1	<0.5	<50	<50	<50	<50
92542611	MW-53_20210604	MW-53	06/04/2021	<5	**10.7**	<0.5	<0.5	<0.5	<0.5	<5	<0.5	<0.5	<1	**0.44J**	<1	<0.5	<0.5	<0.5	<0.5	**0.66**	<2	<0.5	<2	<0.5	<2	<0.5	<0.5	<0.5	**50.2**	<0.5	<1	<0.5	**1.4**	<0.5	<1	**35.8**	**22.1**	**13.7**	**330**	**100**	<50	**430**
92548527	MW-53_20210708	MW-53	07/08/2021	<5	<0.5	<0.5	<0.5	<0.5	<0.5	<5	<0.5	<0.5	<1	<0.5	<1	<0.5	<0.5	<0.5	<0.5	<0.5	<2	<0.5	<2	<0.5	<2	<0.5	<0.5	<0.5	<0.5	<0.5	<1	<0.5	<0.5	<0.5	<1	<1.5	<1	<0.5	<50	<50	<50	<50
92554137	MW-53_20210805	MW-53	08/05/2021	<5	<0.5	<0.5	<0.5	<0.5	<0.5	<5	<0.5	<0.5	<1	**0.42J**	<1	<0.5	<0.5	<0.5	<0.5	<0.5	<2	<0.5	<2	<0.5	<2	<0.5	<0.5	<0.5	<0.5	<0.5	<1	<0.5	<0.5	<0.5	<1	<1.5	<1	<0.5	<50	<50	<50	<50
92554137	DUP-2-20210805	MW-53	08/05/2021	<5	<0.5	<0.5	<0.5	<0.5	<0.5	<5	<0.5	<0.5	<1	<0.5	<1	<0.5	<0.5	<0.5	<0.5	<0.5	<2	<0.5	<2	<0.5	<2	<0.5	<0.5	<0.5	<0.5	<0.5	<1	<0.5	<0.5	<0.5	<1	<1.5	<1	<0.5	<50	<50	<50	<50
92559360	MW-53_20210902	MW-53	09/02/2021	<5	<0.5	<0.5	<0.5	<0.5	<0.5	<5	<0.5	<0.5	<1	**0.36J**	<1	<0.5	<0.5	<0.5	<0.5	<0.5	<2	<0.5	<2	<0.5	<2	<0.5	<0.5	<0.5	<0.5	<0.5	<1	<0.5	<0.5	<0.5	<1	<1.5	<1	<0.5	<50	<50	<50	<50
92563804	MW-53_20210928	MW-53	09/28/2021	<5	<0.5	<0.5	<0.5	<0.5	<1	<5	<0.5	<0.5	<0.5	**0.27J**	<0.6	<0.5	<0.5	<0.5	<0.5	<0.5	<0.6	<0.5	<5	<0.5	<0.5	<0.5	<0.5	<0.5	<0.5	<0.5	<0.5	<0.5	<0.5	<0.5	<0.5	<1.5	<1	<0.5	<100	<100	<100	NA
92563804	DUP-1-20210928	MW-53	09/28/2021	<5	<0.5	<0.5	<0.5	<0.5	<1	<5	<0.5	<0.5	<0.5	**0.27J**	<0.6	<0.5	<0.5	<0.5	<0.5	<0.5	<0.6	<0.5	<5	<0.5	<0.5	<0.5	<0.5	<0.5	<0.5	<0.5	<0.5	<0.5	<0.5	<0.5	<0.5	<1.5	<1	<0.5	<100	<100	<100	NA
92570483	MW-53_20211103	MW-53	11/03/2021	<5	<0.5	<0.5	<0.5	<0.5	<0.5	<5	<0.5	<0.5	<1	<0.5	<1	<0.5	<0.5	<0.5	<0.5	<0.5	<2	<0.5	<2	<0.5	<2	<0.5	<0.5	<0.5	<0.5	<0.5	<1	<0.5	<0.5	<0.5	<1	<1.5	<1	<0.5	<50	<50	<50	<50
92575654	MW-53_20211202	MW-53	12/02/2021	<5	<0.5	<0.5	<0.5	<0.5	<0.5	<5	<0.5	<0.5	<1	<0.5	<1	<0.5	<0.5	<0.5	<0.5	<0.5	<2	<0.5	<2	<0.5	<2	<0.5	<0.5	<0.5	<0.5	<0.5	<1	<0.5	<0.5	<0.5	<1	<1.5	<1	<0.5	<50	<50	<50	<50
92583209	MW-53_20220105	MW-53	01/05/2022	<5	<0.5	<0.5	<0.5	<0.5	<0.5	<5	<0.5	<0.5	<1	<0.5	<1	<0.5	<0.5	<0.5	<0.5	<0.5	<2	<0.5	<2	<0.5	<2	<0.5	<0.5	<0.5	<0.5	<0.5	<1	<0.5	<0.5	<0.5	<1	<1.5	<1	<0.5	<50	<50	<50	<50
92585900	MW-53_20220202	MW-53	02/02/2022	<5	<0.5	<0.5	<0.5	<0.5	<0.5	<5	<0.5	<0.5	<1	<0.5	<1	<0.5	<0.5	<0.5	<0.5	<0.5	<2	<0.5	<2	<0.5	<2	<0.5	<0.5	<0.5	<0.5	<0.5	<1	<0.5	<0.5	<0.5	<1	<1.5	<1	<0.5	<50	<50	<50	<50
92591151	MW-53_20220302	MW-53	03/02/2022	**0.23J**	<0.5	<0.5	<0.5	<0.5	<0.5	<5	<0.5	<0.5	<1	<0.5	<1	<0.5	<0.5	<0.5	<0.5	<0.5	<2	<0.5	<2	<0.5	<2	<0.5	<0.5	<0.5	<0.5	<0.5	<1	<0.5	<0.5	<0.5	<1	<1.5	<1	<0.5	<50	<50	<50	<50
92597624	MW-53_20220406	MW-53	04/06/2022	<5	<0.5	<0.5	<0.5	<0.5	<0.5	<5	<0.5	<0.5	<1	<0.5	<1	<0.5	<0.5	<0.5	<0.5	<0.5	<2	<0.5	<2	<0.5	<2	<0.5	<0.5	<0.5	<0.5	<0.5	<1	<0.5	<0.5	<0.5	<1	<1.5	<1	<0.5	<50	<50	<50	<50
92602788	MW-53_20220504	MW-53	05/04/2022	**1.2J**	<0.5	<0.5	<0.5	<0.5	<0.5	<5	<0.5	<0.5	<1	<0.5	<1	<0.5	<0.5	<0.5	<0.5	<0.5	<2	<0.5	<2	<0.5	<2	<0.5	<0.5	<0.5	<0.5	<0.5	<1	<0.5	<0.5	<0.5	<1	<1.5	<1	<0.5	<50	<50	<50	<50
92607679	MW-53_20220602	MW-53	06/02/2022	<5	<0.5	<0.5	<0.5	<0.5	<0.5	<5	<0.5	<0.5	<1	<0.5	<1	<0.5	<0.5	<0.5	<0.5	<0.5	<2	<0.5	<2	<0.5	<2	<0.5	<0.5	<0.5	<0.5	<0.5	<1	<0.5	<0.5	<0.5	<1	<1.5	<1	<0.5	<50	<50	<50	<50
MW-54																																										
92499057	MW-54_20201006	MW-54	10/06/2020	**8.2**	<0.5	<0.5	<0.5	**3.0**	<0.5	<5	<0.5	<0.5	<1	**28.2**	<1	<0.5	**0.75**	<0.5	<0.5	<0.5	<2	<0.5	<2	<0.5	<2	<0.5	<0.5	<0.5	<0.5	<0.5	<1	<0.5	<0.5	<0.5	<1	<1.5	<1	<0.5	<100	<100	<100	<100
92501860	MW-54_20201022	MW-54	10/22/2020	<5	<0.5	<0.5	<0.5	**0.65**	<0.5	<5	<0.5	<0.5	<1	**9.4**	<1	<0.5	<0.5	<0.5	<0.5	<0.5	<2	<0.5	<2	<0.5	<2	<0.5	<0.5	<0.5	<0.5	<0.5	<1	<0.5	<0.5	<0.5	<1	<1.5	<1	<0.5	<100	<100	<100	<100
92509560	MW-54_20201203	MW-54	12/03/2020	**18.6**	<0.5	<0.5	<0.5	<0.5	<0.5	<5	<0.5	<0.5	<1	**2.4**	<1	<0.5	<0.5	<0.5	<0.5	<0.5	<2	<0.5	<2	<0.5	<2	<0.5	<0.5	<0.5	<0.5	<0.5	<1	<0.5	<0.5	<0.5	<1	<1.5	<1	<0.5	<100	<100	<100	<100
92509560	Dup-2-20201203	MW-54	12/03/2020	**14.7**	<0.5	<0.5	<0.5	<0.5	<0.5	<5	<0.5	<0.5	<1	**2.9**	<1	<0.5	<0.5	<0.5	<0.5	<0.5	<2	<0.5	<2	<0.5	<2	<0.5	<0.5	<0.5	<0.5	<0.5	<1	<0.5	<0.5	<0.5	<1	<1.5	<1	<0.5	<100	<100	<100	<100
92515544	MW-54_20210107	MW-54	01/07/2021	**29.1**	<0.5	<0.5	<0.5	<0.5	<0.5	<5	<0.5	<0.5	<1	**1.5**	<1	<0.5	<0.5	<0.5	<0.5	<0.5	<2	<0.5	<2	<0.5	<2	<0.5	<0.5	<0.5	<0.5	<0.5	<1	<0.5	<0.5	<0.5	<1	<1.5	<1	<0.5	<100	<100	<100	<100
92521555	MW-54_20210210	MW-54	02/10/2021	<5	<0.5	<0.5	<0.5	<0.5	<0.5	<5	<0.5	<0.5	<1	**2.6**	<1	<0.5	<0.5	<0.5	<0.5	<0.5	<2	<0.5	<2	<0.5	<2	<0.5	<0.5	<0.5	<0.5	<0.5	<1	<0.5	<0.5	<0.5	<1	<1.5	<1	<0.5	<100	<100	<100	<100
92527327	MW-54_20210311	MW-54	03/11/2021	<5	<0.5	<0.5	<0.5	<0.5	<0.5	<5	<0.5	<0.5	<1	**1.9**	<1	<0.5	<0.5	<0.5	<0.5	<0.5	<2	<0.5	<2	<0.5	<2	<0.5	<0.5	<0.5	<0.5	<0.5	<1	<0.5	<0.5	<0.5	<1	<1.5	<1	<0.5	<50	<50	<50	<50
92530256	MW-54_20210407	MW-54	04/07/2021	<5	**218**	<2.5	<2.5	<2.5	<2.5	<25	<2.5	<2.5	<5	<2.5	<5	<2.5	<2.5	<2.5	**22**	**30.6**	<10	<2.5	<10	<2.5	<10	<2.5	<2.5	<2.5	**636**	<2.5	<5	<2.5	**18.4**	<2.5	<5	**230.1**	**145**	**85.1**	**3,530**	**644**	<50	**4,126**
92537489	MW-54_20210506	MW-54	05/06/2021	<5	**521**	<2.5	<2.5	<2.5	<2.5	<25	<2.5	<2.5	<5	<2.5	<5	<2.5	<2.5	<2.5	**96.5**	**6.9**	<10	<2.5	<10	<2.5	**7.9J**	<2.5	<2.5	<2.5	**999**	<2.5	<5	<2.5	**39.4**	<2.5	<5	**595**	**380**	**215**	**7,880**	**1,500**	**140**	**9,380**
92542611	MW-54_20210604	MW-54	06/04/2021	<5	**551**	<5	<5	<5	<5	<50	<5	<5	<10	<5	<10	<5	<5	<5	**89.8**	**25.2**	<20	<5	<20	<5	**8.1J**	<5	<5	<5	**1,200**	<5	<10	<5	**44**	<5	<10	**751**	**461**	**290**	**8,480**	**1,680**	**164**	**10,200**
92554137	MW-54_20210805	MW-54	08/05/2021	<5	**984**	<5	<5	<5	<5	<50	<5	<5	<10	<5	<10	<5	<5	<5	**149**	**98.4**	<20	<5	<20	**7.7**	**9.6J**	<5	<5	<5	**1,670**	<5	<10	<5	**59.7**	<5	<10	**1,045**	**649**	**396**	**15,900**	**2,180**	**218**	**18,300**
MW-55																																									
92499057	MW-55_20201006	MW-55	10/06/2020	<5	**99.7**	<0.5	<0.5	**0.92**	<0.5	<5	<0.5	<0.5	<1	**6.9**	<1	<0.5	<0.5	<0.5	**48**	**6**	<2	<0.5	<2	**19.6**	<2	<0.5	<0.5	<0.5	**154**	<0.5	<1	<0.5	**1.8**	<0.5	<1	**44.9**	**24.5**	**20.4**	**455**	<100	<100	**566**
92499057	DUP-01-20201006	MW-55	10/06/2020	<5	**102**	<0.5	<0.5	**0.91**	<0.5	<5	<0.5	<0.5	<1	**6.8**	<1	<0.5	<0.5	<0.5	**48.9**	**6.1**	<2	<0.5	<2	**19.7**	<2	<0.5	<0.5	<0.5	**157**	<0.5	<1	<0.5	**1.9**	<0.5	<1	**46.2**	**25.2**	**21.0**	**496**	<100	<100	**614**
92501960	MW-55_20201023	MW-55	10/23/2020	<5	**900**	<12.5	<12.5	<12.5	<12.5	<125	<12.5	<12.5	<25	<12.5	<25	<12.5	<12.5	<12.5	**144**	**457**	<50	**26.5**	<50	<12.5	**85.7**	<12.5	<12.5	<12.5	**3,590**	<12.5	<25	<12.5	**626**	<12.5	<25	**2,730**	**1,870**	**860**	**13,000**	**4,580**	**1,720**	**6,300**
92607872	MW-55_20220603	MW-55	06/03/2022	**3.9J**	**133**	<6.2	<6.2	<6.2	<6.2	<62.5	**37.0**	<6.2	<12.5	<6.2	<12.5	<6.2	<6.2	<6.2	**37.4**	**83.2**	<25	**20.8**	<25	**6.5**	**75.5**	**25.9**	<6.2	<6.2	**698**	<6.2	<12.5	<6.2	**1,380**	**382**	<12.5	**5,840**	**3,820**	**2,020**	**11,600**	**10,900**	**4,390**	**26,900**
MW-56																																									
92499057	MW-56_20201006	MW-56	10/06/2020	<5	<0.5	<0.5	<0.5	<0.5	<0.5	<5	<0.5	<0.5	<1	<0.5	<1	<0.5	<0.5	<0.5	<0.5	<0.5	<2	<0.5	<2	<0.5	<2	<0.5	<0.5	<0.5	**1.1**	<0.5	<1	<0.5	<0.5	<0.5	<1	<1.5	<1	<0.5	<100	<100	<100	<100
92501860	MW-56_20201022	MW-56	10/22/2020	<5	<0.5	<0.5	<0.5	<0.5	<0.5	<5	<0.5	<0.5	<1	<0.5	<1	<0.5	<0.5	<0.5	<0.5	<0.5	<2	<0.5	<2	<0.5	<2	<0.5	<0.5	<0.5	<0.5	<0.5	<1	<0.5	<0.5	<0.5	<1	<1.5	<1	<0.5	<100	<100	<100	<100
92509560	MW-56_20201203	MW-56	12/03/2020	**8.4**	<0.5	<0.5	<0.5	<0.5	<0.5	<5	<0.5	<0.5	<1	<0.5	<1	<0.5	<0.5	<0.5	<0.5	<0.5	<2	<0.5	<2	<0.5	<2	<0.5	<0.5	<0.5	<0.5	<0.5	<1	<0.5	<0.5	<0.5	<1	<1.5	<1	<0.5	<100	<100	<100	<100
92515544	MW-56_20210107	MW-56	01/07/2021	**8**	<0.5	<0.5	<0.5	<0.5	<0.5	<5	<0.5	<0.5	<1	<0.5	<1	<0.5	<0.5	<0.5	<0.5	<0.5	<2	<0.5	<2	<0.5	<2	<0.5	<0.5	<0.5	<0.5	<0.5	<1	<0.5	<0.5	<0.5	<1	<1.5	<1	<0.5	<100	<100	<100	<100
92520901	MW-56_20210208	MW-56	02/08/2021	<5	<0.5	<0.5	<0.5	<0.5	<0.5	<5	<0.5	<0.5	<1	<0.5	<1	<0.5	<0.5	<0.5	<0.5	<0.5	<2	<0.5	<2	<0.5	<2	<0.5	<0.5	<0.5	<0.5	<0.5	<1	<0.5	<0.5	<0.5	<1	<1.5	<1	<0.5	<100	<100	<100	<100
92526618	MW-56_20210309	MW-56	03/09/2021	<5	<0.5	<0.5	<0.5	<0.5	<0.5	<5	<0.5	<0.5	<1	<0.5	<1	<0.5	<0.5	<0.5	<0.5	<0.5	<2	<0.5	<2	<0.5	<2	<0.5	<0.5	<0.5	<0.5	<0.5	<1	<0.5	<0.5	<0.5	<1	<1.5	<1	<0.5	<100	<100	<100	<100
92530256	MW-56_20210407	MW-56	04/07/2021	<5	<0.5	<0.5	<0.5	<0.5	<0.5	<5	<0.5	<0.5	<1	<0.5	<1	<0.5	<0.5	<0.5	<0.5	<0.5	<2	<0.5	<2	<0.5	<2	<0.5	<0.5	<0.5	<0.5	<0.5	<1	<0.5	<0.5	<0.5	<1	<1.5	<1	<0.5	<50	<50	<50	<50
92537159	MW-56_20210505	MW-56	05/05/2021	<5	<0.5	<0.5	<0.5	<0.5	<0.5	<5	<0.5	<0.5	<1	<0.5	<1	<0.5	<0.5	<0.5	<0.5	<0.5	<2	<0.5	<2	<0.5	<2	<0.5	<0.5	<0.5	<0.5	<0.5	<1	<0.5	<0.5	<0.5	<1	<1.5	<1	<0.5	<50	<50	<50	<50
92537159	DUP-1-20210505	MW-56	05/05/2021	<5	<0.5	<0.5	<0.5	<0.5	<0.5	<5	<0.5	<0.5	<1	<0.5	<1	<0.5	<0.5	<0.5	<0.5	<0.5	<2	<0.5	<2	<0.5	<2	<0.5	<0.5	<0.5	<0.5	<0.5	<1	<0.5	<0.5	<0.5	<1	<1.5	<1	<0.5	<50	<50	<50	<50
92541993	MW-56_20210602	MW-56	06/02/2021	<5	<0.5	<0.5	<0.5	<0.5	<0.5	<5	<0.5	<0.5	<1	<0.5	<1	<0.5	<0.5	<0.5	<0.5	<0.5	<2	<0.5	<2	<0.5	<2	<0.5	<0.5	<0.5	<0.5	<0.5	<1	<0.5	<0.5	<0.5	<1	<1.5	<1	<0.5	<50	<50	<50	<50
92548787	MW-56_20210709	MW-56	07/09/2021	<5	<0.5	<0.5	<0.5	<0.5	<0.5	<5	<0.5	<0.5	<1	<0.5	<1	<0.5	<0.5	<0.5	<0.5	<0.5	<2	<0.5	<2	<0.5	<2	<0.5	<0.5	<0.5	<0.5	<0.5	<1	<0.5	<0.5	<0.5	<1	<1.5	<1	<0.5	<50	<50	<50	<50
92548787	DUP-1-20210709	MW-56	07/09/2021	<5	<0.5	<0.5	<0.5	<0.5	<0.5	<5	<0.5	<0.5	<1	<0.5	<1	<0.5	<0.5	<0.5	<0.5	<0.5	<2	<0.5	<2	<0.5	<2	<0.5	<0.5	<0.5	<0.5	<0.5	<1	<0.5	<0.5	<0.5	<1	<1.5	<1	<0.5	<50	<50	<50	<50
92553563	MW-56_20210804	MW-56	08/04/2021	<5	<0.5	<0.5	<0.5	<0.5	<0.5	<5	<0.5	<0.5	<1	<0.5	<1	<0.5	<0.5	<0.5	<0.5	<0.5	**4.1**	<0.5	<2	<0.5	<2	<0.5	<0.5	<0.5	<0.5	<0.5	<1	<0.5	<0.5	<0.5	<1	<1.5	<1	<0.5	<50	<50	<50	<50
92559014	MW-56_20210901	MW-56	09/01/2021	<5	<0.5	<0.5	<0.5	<0.5	<0.5	<5	<0.5	<0.5	<1	<0.5	<1	<0.5	<0.5	<0.5	<0.5	<0.5	<2	<0.5	<2	<0.5	<2	<0.5	<0.5	<0.5	<0.5	<0.5	<1	<0.5	<0.5	<0.5	<1	<1.5	<1	<0.5	<50	<50	<50	<50
92563804	MW-56_20210928	MW-56	09/28/2021	<5	<0.5	<0.5	<0.5	<0.5	<1	<5	<0.5	<0.5	<0.5	<0.5	<0.6	<0.5	<0.5	<0.5	<0.5	<0.5	<0.6	<0.5	<5	<0.5	<0.5	<0.5	<0.5	<0.5	<0.5	<0.5	<0.5	<0.5	<0.5	<0.5	<0.5	<1.5	<1	<0.5	<100	<100	<100	NA
92570816	MW-56_20211104	MW-56	11/04/2021	<5	<0.5	<0.5	<0.5	<0.5	<0.5	<5	<0.5	<0.5	<1	<0.5	<1	<0.5	<0.5	<0.5	<0.5	<0.5	<2	<0.5	<2	<0.5	<2	<0.5	<0.5	<0.5	<0.5	<0.5	<1	<0.5	<0.5	<0.5	<1	<1.5	<1	<0.5	<50	<50	<50	<50
92575654	MW-56_20211202	MW-56	12/02/2021	<5	<0.5	<0.5	<0.5	<0.5	<0.5	<5	<0.5	<0.5	<1	<0.5	<1	<0.5	<0.5	<0.5	<0.5	<0.5	<2	<0.5	<2	<0.5	<2	<0.5	<0.5	<0.5	<0.5	<0.5	<1	<0.5	<0.5	<0.5	<1	<1.5	<1	<0.5	<50	<50	<50	<50
92583209	MW-56_20220105	MW-56	01/05/2022	<5	<0.5	<0.5	<0.5	<0.5	<0.5	<5	<0.5	<0.5	<1	<0.5	<1	<0.5	<0.5	<0.5	<0.5	<0.5	<2	<0.5	<2	<0.5	<2	<0.5	<0.5	<0.5	<0.5	<0.5	<1	<0.5	<0.5	<0.5	<1	<1.5	<1	<0.5	<50	<50	<50	<50
92583209	DUP-1-20220105	MW-56	01/05/2022	<5	<0.5	<0.5	<0.5	<0.5	<0.5	<5	<0.5	<0.5	<1	<0.5	<1	<0.5	<0.5	<0.5	<0.5	<0.5	<2	<0.5	<2	<0.5	<2	<0.5	<0.5	<0.5	<0.5	<0.5	<1	<0.5	<0.5	<0.5	<1	<1.5	<1	<0.5	<50	<50	<50	<50
92585900	MW-56_20220202	MW-56	02/02/2022	<5	<0.5	<0.5	<0.5	<0.5	<0.5	<5	<0.5	<0.5	<1	<0.5	<1	<0.5	<0.5	<0.5	<0.5	<0.5	<2	<0.5	<2	<0.5	<2	<0.5	<0.5	<0.5	<0.5	<0.5	<1	<0.5	<0.5	<0.5	<1	<1.5	<1	<0.5	<50	<50	<50	<50
92585900	DUP-2-20220202	MW-56	02/02/2022	<5	<0.5	<0.5	<0.5	<0.5	<0.5	<5	<0.5	<0.5	<1	<0.5	<1	<0.5	<0.5	<0.5	<0.5	<0.5	<2	<0.5	<2	<0.5	<2	<0.5	<0.5	<0.5	<0.5	<0.5	<1	<0.5	<0.5	<0.5	<1	<1.5	<1	<0.5	<50	<50	<50	<50

Table 5A
Summary of Monitoring Well Sampling Results

Colonial Pipeline Company
2020-L1-SR2448
Huntersville, North Carolina

Lab Report Number	Sample ID	Well ID	Sample Date	Metals (µg/L)	VOCs (µg/L)																																MADEP VPH (µg/L)			
				Lead	Benzene	Bromobenzene	Bromochloromethane	Bromodichloromethane	Bromoform	Bromomethane	n-Butylbenzene	sec-Butylbenzene	Chloroethane	Chloroform	Chloromethane	2-Chlorotoluene	Dibromochloromethane	1,2-Dichloroethane	Diisopropyl ether	Ethylbenzene	Hexachloro-1,3-butadiene	Isopropylbenzene (Cumene)	Methylene Chloride	Methyl-tert-butyl ether	Naphthalene	n-Propylbenzene	Styrene	Tetrachloroethene	Toluene	Trichloroethene	Trichlorofluoromethane	1,2,3-Trichloropropane	1,2,4-Trimethylbenzene	1,3,5-Trimethylbenzene	Vinyl chloride	Xylene (Total)	m&p-Xylene	o-Xylene	C5 - C8 Aliphatics	C9 - C12 Aliphatics	C9 - C10 Aromatics	VPH (Total)
NCAC 2L Standards				**15**	**1**	**NE**	**NE**	**0.6**	**4**	**10**	**70**	**70**	**3000**	**70**	**3**	**100**	**0.4**	**0.4**	**70**	**600**	**0.4**	**70**	**5**	**20**	**6**	**70**	**70**	**0.7**	**600**	**3**	**2000**	**0.005**	**400**	**400**	**0.03**	**500**	**500**	**500**	**400**	**700**	**200**	**NE**
IMAC Standards				**--**	**--**	**--**	**--**	**--**	**--**	**--**	**--**	**--**	**--**	**--**	**--**	**--**	**--**	**--**	**--**	**--**	**--**	**--**	**--**	**--**	**--**	**--**	**--**	**--**	**--**	**--**	**--**	**--**	**--**	**--**	**--**	**--**	**--**	**--**	**--**	**--**	**--**
92591151	MW-56_20220302	MW-56	03/02/2022	<5	<0.5	<0.5	<0.5	<0.5	<0.5	<5	<0.5	<0.5	<1	<0.5	<1	<0.5	<0.5	<0.5	<0.5	<0.5	<2	<0.5	<2	<0.5	<2	<0.5	<0.5	<0.5	<0.5	<0.5	<1	<0.5	<0.5	<0.5	<1	<1.5	<1	<0.5	<50	<50	<50	<50
92591151	DUP-1-20220302	MW-56	03/02/2022	<5	<0.5	<0.5	<0.5	<0.5	<0.5	<5	<0.5	<0.5	<1	<0.5	<1	<0.5	<0.5	<0.5	**0.43J**	<0.5	<2	<0.5	<2	<0.5	<2	<0.5	<0.5	<0.5	<0.5	<0.5	<1	<0.5	<0.5	<0.5	<1	<1.5	<1	<0.5	<50	<50	<50	<50
92598233	MW-56_20220407	MW-56	04/07/2022	<5	<0.5	<0.5	<0.5	<0.5	<0.5	<5	<0.5	<0.5	<1	<0.5	<1	<0.5	<0.5	<0.5	<0.5	<0.5	<2	<0.5	<2	<0.5	<2	<0.5	<0.5	<0.5	<0.5	<0.5	<1	<0.5	<0.5	<0.5	<1	<1.5	<1	<0.5	<50	<50	<50	<50
92603086	MW-56_20220505	MW-56	05/05/2022	<5	<0.5	<0.5	<0.5	<0.5	<0.5	<5	<0.5	<0.5	<1	<0.5	<1	<0.5	<0.5	<0.5	<0.5	<0.5	<2	<0.5	<2	<0.5	<2	<0.5	<0.5	<0.5	<0.5	<0.5	<1	<0.5	<0.5	<0.5	<1	<1.5	<1	<0.5	<50	<50	<50	<50
92607679	MW-56_20220602	MW-56	06/02/2022	<5	<0.5	<0.5	<0.5	<0.5	<0.5	<5	<0.5	<0.5	<1	<0.5	<1	<0.5	<0.5	<0.5	<0.5	<0.5	<2	<0.5	<2	<0.5	<2	<0.5	<0.5	<0.5	<0.5	<0.5	<1	<0.5	<0.5	<0.5	<1	<1.5	<1	<0.5	<50	<50	<50	<50
92607679	DUP-2-20220602	MW-56	06/02/2022	<5	<0.5	<0.5	<0.5	<0.5	<0.5	<5	<0.5	<0.5	<1	<0.5	<1	<0.5	<0.5	<0.5	<0.5	<0.5	<2	<0.5	<2	<0.5	<2	<0.5	<0.5	<0.5	<0.5	<0.5	<1	<0.5	<0.5	<0.5	<1	<1.5	<1	<0.5	<50	<50	<50	<50
MW-57																																										
92499057	MW-57_20201006	MW-57	10/06/2020	<5	<0.5	<0.5	<0.5	<0.5	<0.5	<5	<0.5	<0.5	<1	**2.4**	<1	<0.5	<0.5	<0.5	<0.5	<0.5	<2	<0.5	<2	<0.5	<2	<0.5	<0.5	<0.5	<0.5	<0.5	<1	<0.5	<0.5	<0.5	<1	<1.5	<1	<0.5	<100	<100	<100	<100
92501860	MW-57_20201022	MW-57	10/22/2020	<5	<0.5	<0.5	<0.5	<0.5	<0.5	<5	<0.5	<0.5	<1	**3**	<1	<0.5	<0.5	<0.5	<0.5	<0.5	<2	<0.5	<2	<0.5	<2	<0.5	<0.5	<0.5	<0.5	<0.5	<1	<0.5	<0.5	<0.5	<1	<1.5	<1	<0.5	<100	<100	<100	<100
92509560	MW-57_20201203	MW-57	12/03/2020	**31.8**	<0.5	<0.5	<0.5	<0.5	<0.5	<5	<0.5	<0.5	<1	**0.65**	<1	<0.5	<0.5	<0.5	<0.5	<0.5	<2	<0.5	<2	<0.5	<2	<0.5	<0.5	<0.5	<0.5	<0.5	<1	<0.5	<0.5	<0.5	<1	<1.5	<1	<0.5	<100	<100	<100	<100
92515544	MW-57_20210107	MW-57	01/07/2021	<5	<0.5	<0.5	<0.5	<0.5	<0.5	<5	<0.5	<0.5	<1	<0.5	<1	<0.5	<0.5	<0.5	<0.5	<0.5	<2	<0.5	<2	<0.5	<2	<0.5	<0.5	<0.5	<0.5	<0.5	<1	<0.5	<0.5	<0.5	<1	<1.5	<1	<0.5	<100	<100	<100	<100
92520901	MW-57_20210208	MW-57	02/08/2021	<5	<0.5	<0.5	<0.5	<0.5	<0.5	<5	<0.5	<0.5	<1	<0.5	<1	<0.5	<0.5	<0.5	<0.5	<0.5	<2	<0.5	<2	<0.5	<2	<0.5	<0.5	<0.5	<0.5	<0.5	<1	<0.5	<0.5	<0.5	<1	<1.5	<1	<0.5	<100	<100	<100	<100
92526618	MW-57_20210309	MW-57	03/09/2021	<5	<0.5	<0.5	<0.5	<0.5	<0.5	<5	<0.5	<0.5	<1	<0.5	<1	<0.5	<0.5	<0.5	<0.5	<0.5	<2	<0.5	<2	<0.5	<2	<0.5	<0.5	<0.5	<0.5	<0.5	<1	<0.5	<0.5	<0.5	<1	<1.5	<1	<0.5	<100	<100	<100	<100
92530256	MW-57_20210407	MW-57	04/07/2021	<5	<0.5	<0.5	<0.5	<0.5	<0.5	<5	<0.5	<0.5	<1	<0.5	<1	<0.5	<0.5	<0.5	<0.5	<0.5	<2	<0.5	<2	<0.5	<2	<0.5	<0.5	<0.5	<0.5	<0.5	<1	<0.5	<0.5	<0.5	<1	<1.5	<1	<0.5	<50	<50	<50	<50
92537159	MW-57_20210505	MW-57	05/05/2021	<5	<0.5	<0.5	<0.5	<0.5	<0.5	<5	<0.5	<0.5	<1	<0.5	<1	<0.5	<0.5	<0.5	<0.5	<0.5	<2	<0.5	<2	<0.5	<2	<0.5	<0.5	<0.5	<0.5	<0.5	<1	<0.5	<0.5	<0.5	<1	<1.5	<1	<0.5	<50	<50	<50	<50
92541993	MW-57_20210602	MW-57	06/02/2021	<5	<0.5	<0.5	<0.5	<0.5	<0.5	<5	<0.5	<0.5	<1	<0.5	<1	<0.5	<0.5	<0.5	<0.5	<0.5	<2	<0.5	<2	<0.5	<2	<0.5	<0.5	<0.5	<0.5	<0.5	<1	<0.5	<0.5	<0.5	<1	<1.5	<1	<0.5	<50	<50	<50	<50
92548527	MW-57_20210708	MW-57	07/08/2021	<5	<0.5	<0.5	<0.5	<0.5	<0.5	<5	<0.5	<0.5	<1	<0.5	<1	<0.5	<0.5	<0.5	<0.5	<0.5	<2	<0.5	<2	<0.5	<2	<0.5	<0.5	<0.5	<0.5	<0.5	<1	<0.5	<0.5	<0.5	<1	<1.5	<1	<0.5	<50	<50	<50	<50
92553563	MW-57_20210804	MW-57	08/04/2021	<5	<0.5	<0.5	<0.5	<0.5	<0.5	<5	<0.5	<0.5	<1	<0.5	<1	<0.5	<0.5	<0.5	<0.5	<0.5	<2	<0.5	<2	<0.5	<2	<0.5	<0.5	<0.5	<0.5	<0.5	<1	<0.5	<0.5	<0.5	<1	<1.5	<1	<0.5	<50	<50	<50	<50
92559014	MW-57_20210901	MW-57	09/01/2021	<5	<0.5	<0.5	<0.5	<0.5	<0.5	<5	<0.5	<0.5	<1	<0.5	<1	<0.5	<0.5	<0.5	<0.5	<0.5	<2	<0.5	<2	<0.5	<2	<0.5	<0.5	<0.5	<0.5	<0.5	<1	<0.5	<0.5	<0.5	<1	<1.5	<1	<0.5	<50	<50	<50	<50
92559014	DUP-1-20210901	MW-57	09/01/2021	<5	<0.5	<0.5	<0.5	<0.5	<0.5	<5	<0.5	<0.5	<1	<0.5	<1	<0.5	<0.5	<0.5	<0.5	<0.5	<2	<0.5	<2	<0.5	<2	<0.5	<0.5	<0.5	<0.5	<0.5	<1	<0.5	<0.5	<0.5	<1	<1.5	<1	<0.5	<50	<50	<50	<50
92563804	MW-57_20210928	MW-57	09/28/2021	<5	<0.5	<0.5	<0.5	<0.5	<1	<5	<0.5	<0.5	<0.5	<0.5	<0.6	<0.5	<0.5	<0.5	<0.5	<0.5	<0.6	<0.5	<5	<0.5	<0.5	<0.5	<0.5	<0.5	<0.5	<0.5	<1	<0.5	<0.5	<0.5	<0.5	<1.5	<1	<0.5	<100	<100	<100	NA
92570816	MW-57_20211104	MW-57	11/04/2021	<5	<0.5	<0.5	<0.5	<0.5	<0.5	<5	<0.5	<0.5	<1	<0.5	<1	<0.5	<0.5	<0.5	<0.5	<0.5	<2	<0.5	<2	<0.5	<2	<0.5	<0.5	<0.5	<0.5	<0.5	<1	<0.5	<0.5	<0.5	<1	<1.5	<1	<0.5	<50	<50	<50	<50
92575654	MW-57_20211202	MW-57	12/02/2021	<5	<0.5	<0.5	<0.5	<0.5	<0.5	<5	<0.5	<0.5	<1	<0.5	<1	<0.5	<0.5	<0.5	<0.5	<0.5	<2	<0.5	<2	<0.5	<2	<0.5	<0.5	<0.5	<0.5	<0.5	<1	<0.5	<0.5	<0.5	<1	<1.5	<1	<0.5	<50	<50	<50	<50
92583209	MW-57_20220105	MW-57	01/05/2022	<5	<0.5	<0.5	<0.5	<0.5	<0.5	<5	<0.5	<0.5	<1	<0.5	<1	<0.5	<0.5	<0.5	<0.5	<0.5	<2	<0.5	<2	<0.5	<2	<0.5	<0.5	<0.5	<0.5	<0.5	<1	<0.5	<0.5	<0.5	<1	<1.5	<1	<0.5	<50	<50	<50	<50
92585900	MW-57_20220202	MW-57	02/02/2022	<5	<0.5	<0.5	<0.5	<0.5	<0.5	<5	<0.5	<0.5	<1	<0.5	<1	<0.5	<0.5	<0.5	<0.5	<0.5	<2	<0.5	<2	<0.5	<2	<0.5	<0.5	<0.5	<0.5	<0.5	<1	<0.5	<0.5	<0.5	<1	<1.5	<1	<0.5	<50	<50	<50	<50
92591151	MW-57_20220302	MW-57	03/02/2022	**0.31J**	<0.5	<0.5	<0.5	<0.5	<0.5	<5	<0.5	<0.5	<1	<0.5	<1	<0.5	<0.5	<0.5	<0.5	<0.5	<2	<0.5	<2	<0.5	<2	<0.5	<0.5	<0.5	<0.5	<0.5	<1	<0.5	<0.5	<0.5	<1	<1.5	<1	<0.5	<50	<50	<50	<50
92598233	MW-57_20220407	MW-57	04/07/2022	<5	<0.5	<0.5	<0.5	<0.5	<0.5	<5	<0.5	<0.5	<1	<0.5	<1	<0.5	<0.5	<0.5	<0.5	<0.5	<2	<0.5	<2	<0.5	<2	<0.5	<0.5	<0.5	<0.5	<0.5	<1	<0.5	<0.5	<0.5	<1	<1.5	<1	<0.5	<50	<50	<50	<50
92603086	MW-57_20220505	MW-57	05/05/2022	<5	<0.5	<0.5	<0.5	<0.5	<0.5	<5	<0.5	<0.5	<1	<0.5	<1	<0.5	<0.5	<0.5	<0.5	<0.5	<2	<0.5	<2	<0.5	<2	<0.5	<0.5	<0.5	<0.5	<0.5	<1	<0.5	<0.5	<0.5	<1	<1.5	<1	<0.5	<50	<50	<50	<50
92607679	MW-57_20220602	MW-57	06/02/2022	<5	<0.5	<0.5	<0.5	<0.5	<0.5	<5	<0.5	<0.5	<1	<0.5	<1	<0.5	<0.5	<0.5	<0.5	<0.5	<2	<0.5	<2	<0.5	<2	<0.5	<0.5	<0.5	<0.5	<0.5	<1	<0.5	<0.5	<0.5	<1	<1.5	<1	<0.5	<50	<50	<50	<50
MW-58																																										
92500608	MW-58_20201007	MW-58	10/07/2020	<5	<0.5	<0.5	<0.5	**2.8**	<0.5	<5	<0.5	<0.5	<1	**15.6**	<1	<0.5	**0.61**	<0.5	<0.5	<0.5	<2	<0.5	<2	<0.5	<2	<0.5	<0.5	<0.5	<0.5	<0.5	<1	<0.5	<0.5	<0.5	<1	<1.5	<1	<0.5	<100	<100	<100	<100
92501860	MW-58_20201022	MW-58	10/22/2020	<5	<0.5	<0.5	<0.5	**1.8**	<0.5	<5	<0.5	<0.5	<1	**9.5**	<1	<0.5	**0.5**	<0.5	<0.5	<0.5	<2	<0.5	<2	<0.5	<2	<0.5	<0.5	<0.5	<0.5	<0.5	<1	<0.5	<0.5	<0.5	<1	<1.5	<1	<0.5	<100	<100	<100	<100
92508881	MW-58_20201201	MW-58	12/01/2020	**22.7**	<0.5	<0.5	<0.5	**0.76**	<0.5	<5	<0.5	<0.5	<1	**3.8**	<1	<0.5	<0.5	<0.5	<0.5	<0.5	<2	<0.5	<2	<0.5	<2	<0.5	<0.5	<0.5	<0.5	<0.5	<1	<0.5	<0.5	<0.5	<1	<1.5	<1	<0.5	<100	<100	<100	<100
92514898	MW-58_20210105	MW-58	01/05/2021	<5	<0.5	<0.5	<0.5	<0.5	<0.5	<5	<0.5	<0.5	<1	**2.2**	<1	<0.5	<0.5	<0.5	<0.5	<0.5	<2	<0.5	<2	<0.5	<2	<0.5	<0.5	<0.5	<0.5	<0.5	<1	<0.5	<0.5	<0.5	<1	<1.5	<1	<0.5	<100	<100	<100	<100
92520901	MW-58_20210208	MW-58	02/08/2021	<5	<0.5	<0.5	<0.5	<0.5	<0.5	<5	<0.5	<0.5	<1	**1.6**	<1	<0.5	<0.5	<0.5	<0.5	<0.5	<2	<0.5	<2	<0.5	<2	<0.5	<0.5	<0.5	<0.5	<0.5	<1	<0.5	<0.5	<0.5	<1	<1.5	<1	<0.5	<100	<100	<100	<100
92527327	MW-58_20210311	MW-58	03/11/2021	<5	<0.5	<0.5	<0.5	<0.5	<0.5	<5	<0.5	<0.5	<1	**1.8**	<1	<0.5	<0.5	<0.5	<0.5	<0.5	<2	<0.5	<2	<0.5	<2	<0.5	<0.5	<0.5	<0.5	<0.5	<1	<0.5	<0.5	<0.5	<1	<1.5	<1	<0.5	<50	<50	<50	<50
92532417	MW-58_20210408	MW-58	04/08/2021	<5	<0.5	<0.5	<0.5	<0.5	<0.5	<5	<0.5	<0.5	<1	**1.6**	<1	<0.5	<0.5	<0.5	<0.5	<0.5	<2	<0.5	<2	<0.5	<2	<0.5	<0.5	<0.5	<0.5	<0.5	<1	<0.5	<0.5	<0.5	<1	<1.5	<1	<0.5	<50	<50	<50	<50
92537784	MW-58_20210507	MW-58	05/07/2021	<5	<0.5	<0.5	<0.5	<0.5	<0.5	<5	<0.5	<0.5	<1	**1.8**	<1	<0.5	<0.5	<0.5	<0.5	<0.5	<2	<0.5	<2	<0.5	<2	<0.5	<0.5	<0.5	<0.5	<0.5	<1	<0.5	<0.5	<0.5	<1	<1.5	<1	<0.5	<50	<50	<50	<50
92542611	MW-58_20210604	MW-58	06/04/2021	<5	<0.5	<0.5	<0.5	<0.5	<0.5	<5	<0.5	<0.5	<1	**1.2**	<1	<0.5	<0.5	<0.5	<0.5	<0.5	<2	<0.5	<2	<0.5	<2	<0.5	<0.5	<0.5	<0.5	<0.5	<1	<0.5	<0.5	<0.5	<1	<1.5	<1	<0.5	<50	<50	<50	<50
92548787	MW-58_20210709	MW-58	07/09/2021	<5	<0.5	<0.5	<0.5	<0.5	<0.5	<5	<0.5	<0.5	<1	**0.84**	<1	<0.5	<0.5	<0.5	<0.5	<0.5	<2	<0.5	<2	<0.5	<2	<0.5	<0.5	<0.5	<0.5	<0.5	<1	<0.5	<0.5	<0.5	<1	<1.5	<1	<0.5	<50	<50	<50	<50
92554137	MW-58_20210805	MW-58	08/05/2021	<5	<0.5	<0.5	<0.5	<0.5	<0.5	<5	<0.5	<0.5	<1	**0.92**	<1	<0.5	<0.5	<0.5	<0.5	<0.5	<2	<0.5	<2	<0.5	<2	<0.5	<0.5	<0.5	<0.5	<0.5	<1	<0.5	<0.5	<0.5	<1	<1.5	<1	<0.5	<50	<50	<50	<50
92559360	MW-58_20210902	MW-58	09/02/2021	<5	<0.5	<0.5	<0.5	<0.5	<0.5	<5	<0.5	<0.5	<1	**0.59**	<1	<0.5	<0.5	<0.5	<0.5	<0.5	<2	<0.5	<2	<0.5	<2	<0.5	<0.5	<0.5	<0.5	<0.5	<1	<0.5	<0.5	<0.5	<1	<1.5	<1	<0.5	<50	<50	<50	<50
92564084	MW-58_20210929	MW-58	09/29/2021	<5.0	<0.5	<0.5	<0.5	<0.5	<0.5	<2	<0.5	<0.5	<0.5	**0.58**	<2	<0.5	<0.5	<0.5	<0.5	<0.5	<0.6	<0.5	<5	<0.5	<0.5	<0.5	<0.5	<0.5	<0.5	<0.5	<1	<0.5	<0.5	<0.5	<0.5	<1.5	<1	<0.5	<100	<100	<100	NA
92571040	MW-58_20211105	MW-58	11/05/2021	<5	<0.5	<0.5	<0.5	<0.5	<0.5	<5	<0.5	<0.5	<1	<0.5	<1	<0.5	<0.5	<0.5	<0.5	<0.5	<2	<0.5	<2	<0.5	<2	<0.5	<0.5	<0.5	<0.5	<0.5	<1	<0.5	<0.5	<0.5	<1	<1.5	<1	<0.5	<50	<50	<50	<50
92571040	DUP-1-20211105	MW-58	11/05/2021	<5	**0.47J**	<0.5	<0.5	<0.5	<0.5	<5	<0.5	<0.5	<1	<0.5	<1	<0.5	<0.5	<0.5	<0.5	<0.5	<2	<0.5	<2	<0.5	**0.82J**	<0.5	<0.5	<0.5	<0.5	<0.5	<1	<0.5	<0.5	<0.5	<1	**0.36J**	<1	**0.36J**	<50	<50	<50	<50
92575770	MW-58_20211203	MW-58	12/03/2021	<5	<0.5	<0.5	<0.5	<0.5	<0.5	<5	<0.5	<0.5	<1	**0.39J**	<1	<0.5	<0.5	<0.5	<0.5	<0.5	<2	<0.5	<2	<0.5	<2	<0.5	<0.5	<0.5	<0.5	<0.5	<1	<0.5	<0.5	<0.5	<1	<1.5	<1	<0.5	<50	<50	<50	<50
92581742	MW-58_20220107	MW-58	01/07/2022	<5	<0.5	<0.5	<0.5	<0.5	<0.5	<5	<0.5	<0.5	<1	<0.5	<1	<0.5	<0.5	<0.5	<0.5	<0.5	<2	<0.5	<2	<0.5	<2	<0.5	<0.5	<0.5	<0.5	<0.5	<1	<0.5	<0.5	<0.5	<1	<1.5	<1	<0.5	<50	<50	<50	<50
92586178	MW-58_20220203	MW-58	02/03/2022	<5	<0.5	<0.5	<0.5	<0.5	<0.5	<5	<0.5	<0.5	<1	<0.5	<1	<0.5	<0.5	<0.5	<0.5	<0.5	<2	<0.5	<2	<0.5	<2	<0.5	<0.5	<0.5	<0.5	<0.5	<1	<0.5	<0.5	<0.5	<1	<1.5	<1	<0.5	<50	<50	<50	<50
92591327	MW-58_20220303	MW-58	03/03/2022	<5	<0.5	<0.5	<0.5	<0.5	<0.5	<5	<0.5	<0.5	<1	<0.5	<1	<0.5	<0.5	<0.5	<0.5	<0.5	<2	<0.5	<2	<0.5	<2	<0.5	<0.5	<0.5	<0.5	<0.5	<1	<0.5	<0.5	<0.5	<1	<1.5	<1	<0.5	<50	<50	<50	<50
92591327	DUP-2-20220303	MW-58	03/03/2022	<5	<0.5	<0.5	<0.5	<0.5	<0.5	<5	<0.5	<0.5	<1	<0.5	<1	<0.5	<0.5	<0.5	<0.5	<0.5	<2	<0.5	<2	<0.5	<2	<0.5	<0.5	<0.5	<0.5	<0.5	<1	<0.5	<0.5	<0.5	<1	<1.5	<1	<0.5	<50	<50	<50	<50
92598233	MW-58_20220407	MW-58	04/07/2022	<5	<0.5	<0.5	<0.5	<0.5	<0.5	<5	<0.5	<0.5	<1	<0.5	<1	<0.5	<0.5	<0.5	<0.5	<0.5	<2	<0.5	<2	<0.5	<2	<0.5	<0.5	<0.5	<0.5	<0.5	<1	<0.5	<0.5	<0.5	<1	<1.5	<1	<0.5	<50	<50	<50	<50
92603086	MW-58_20220505	MW-58	05/05/2022	**1.1J**	<0.5	<0.5	<0.5	<0.5	<0.5	<5	<0.5	<0.5	<1	<0.5	<1	<0.5	<0.5	<0.5	<0.5	<0.5	<2	<0.5	<2	<0.5	<2	<0.5	<0.5	<0.5	<0.5	<0.5	<1	<0.5	<0.5	<0.5	<1	<1.5	<1	<0.5	<50	<50	<50	<50
92607872	MW-58_20220603	MW-58	06/03/2022	<5	<0.5	<0.5	<0.5	<0.5	<0.5	<5	<0.5	<0.5	<1	<0.5	<1	<0.5	<0.5	<0.5	<0.5	<0.5	<2	<0.5	<2	<0.5	<2	<0.5	<0.5	<0.5	<0.5	<0.5	<1	<0.5	<0.5	<0.5	<1	<1.5	<1	<0.5	<50	<50	<50	<50

Table 5A
Summary of Monitoring Well Sampling Results

Colonial Pipeline Company
2020-L1-SR2448
Huntersville, North Carolina

Lab Report Number	Sample ID	Well ID	Sample Date	Metals (µg/L)	VOCs (µg/L)																																MADEP VPH (µg/L)			
				Lead	Benzene	Bromobenzene	Bromochloromethane	Bromodichloromethane	Bromoform	Bromomethane	n-Butylbenzene	sec-Butylbenzene	Chloroethane	Chloroform	Chloromethane	2-Chlorotoluene	Dibromochloromethane	1,2-Dichloroethane	Diisopropyl ether	Ethylbenzene	Hexachloro-1,3-butadiene	Isopropylbenzene (Cumene)	Methylene Chloride	Methyl-tert-butyl ether	Naphthalene	n-Propylbenzene	Styrene	Tetrachloroethene	Toluene	Trichloroethene	Trichlorofluoromethane	1,2,3-Trichloropropane	1,2,4-Trimethylbenzene	1,3,5-Trimethylbenzene	Vinyl chloride	Xylene (Total)	m&p-Xylene	o-Xylene	C5 - C8 Aliphatics	C9 - C12 Aliphatics	C9 - C10 Aromatics	VPH (Total)
NCAC 2L Standards				**15**	**1**	**NE**	**NE**	**0.6**	**4**	**10**	**70**	**70**	**3000**	**70**	**3**	**100**	**0.4**	**0.4**	**70**	**600**	**0.4**	**70**	**5**	**20**	**6**	**70**	**70**	**0.7**	**600**	**3**	**2000**	**0.005**	**400**	**400**	**0.03**	**500**	**500**	**500**	**400**	**700**	**200**	**NE**
IMAC Standards				**--**	**--**	**--**	**--**	**--**	**--**	**--**	**--**	**--**	**--**	**--**	**--**	**--**	**--**	**--**	**--**	**--**	**--**	**--**	**--**	**--**	**--**	**--**	**--**	**--**	**--**	**--**	**--**	**--**	**--**	**--**	**--**	**--**	**--**	**--**	**--**	**--**	**--**
MW-59																																										
92500608	MW-59_20201007	MW-59	10/07/2020	<5	<0.5	<0.5	<0.5	<0.5	<0.5	<5	<0.5	<0.5	<1	**2.8**	<1	<0.5	<0.5	<0.5	<0.5	<0.5	<2	<0.5	<2	<0.5	<2	<0.5	<0.5	<0.5	<0.5	<0.5	<1	<0.5	<0.5	<0.5	<1	<1.5	<1	<0.5	<100	<100	<100	<100
92501616	MW-59_20201021	MW-59	10/21/2020	<5	<0.5	<0.5	<0.5	<0.5	<0.5	<5	<0.5	<0.5	<1	**2.5**	<1	<0.5	<0.5	<0.5	<0.5	<0.5	<2	<0.5	<2	<0.5	<2	<0.5	<0.5	<0.5	<0.5	<0.5	<1	<0.5	<0.5	<0.5	<1	<1.5	<1	<0.5	<100	<100	<100	<100
92508881	MW-59_20201201	MW-59	12/01/2020	**31.6**	<0.5	<0.5	<0.5	<0.5	<0.5	<5	<0.5	<0.5	<1	**1.8**	<1	<0.5	<0.5	<0.5	<0.5	<0.5	<2	<0.5	<2	<0.5	<2	<0.5	<0.5	<0.5	<0.5	<0.5	<1	<0.5	<0.5	<0.5	<1	<1.5	<1	<0.5	<100	<100	<100	<100
92514898	MW-59_20210105	MW-59	01/05/2021	**37.3**	<0.5	<0.5	<0.5	<0.5	<0.5	<5	<0.5	<0.5	<1	**1.1**	<1	<0.5	<0.5	<0.5	<0.5	<0.5	<2	<0.5	<2	<0.5	<2	<0.5	<0.5	<0.5	<0.5	<0.5	<1	<0.5	<0.5	<0.5	<1	<1.5	<1	<0.5	<100	<100	<100	<100
92521237	MW-59_20210209	MW-59	02/09/2021	<5	<0.5	<0.5	<0.5	<0.5	<0.5	<5	<0.5	<0.5	<1	**0.68**	<1	<0.5	<0.5	<0.5	<0.5	<0.5	<2	<0.5	<2	<0.5	<2	<0.5	<0.5	<0.5	<0.5	<0.5	<1	<0.5	<0.5	<0.5	<1	<1.5	<1	<0.5	<100	<100	<100	<100
92527327	MW-59_20210311	MW-59	03/11/2021	<5	<0.5	<0.5	<0.5	<0.5	<0.5	<5	<0.5	<0.5	<1	<0.5	<1	<0.5	<0.5	<0.5	<0.5	<0.5	<2	<0.5	<2	<0.5	<2	<0.5	<0.5	<0.5	**0.52**	<0.5	<1	<0.5	<0.5	<0.5	<1	<1.5	<1	<0.5	<50	<50	<50	<50
92532417	MW-59_20210408	MW-59	04/08/2021	<5	<0.5	<0.5	<0.5	<0.5	<0.5	<5	<0.5	<0.5	<1	<0.5	<1	<0.5	<0.5	<0.5	<0.5	<0.5	<2	<0.5	<2	<0.5	<2	<0.5	<0.5	<0.5	<0.5	<0.5	<1	<0.5	<0.5	<0.5	<1	<1.5	<1	<0.5	<50	<50	<50	<50
92537784	MW-59_20210507	MW-59	05/07/2021	<5	<0.5	<0.5	<0.5	<0.5	<0.5	<5	<0.5	<0.5	<1	<0.5	<1	<0.5	<0.5	<0.5	<0.5	<0.5	<2	<0.5	<2	<0.5	<2	<0.5	<0.5	<0.5	<0.5	<0.5	<1	<0.5	<0.5	<0.5	<1	<1.5	<1	<0.5	<50	<50	<50	<50
92542611	MW-59_20210604	MW-59	06/04/2021	<5	<0.5	<0.5	<0.5	<0.5	<0.5	<5	<0.5	<0.5	<1	<0.5	<1	<0.5	<0.5	<0.5	<0.5	<0.5	<2	<0.5	<2	<0.5	<2	<0.5	<0.5	<0.5	<0.5	<0.5	<1	<0.5	<0.5	<0.5	<1	<1.5	<1	<0.5	<50	<50	<50	<50
92542611	DUP-1-20210604	MW-59	06/04/2021	<5	<0.5	<0.5	<0.5	<0.5	<0.5	<5	<0.5	<0.5	<1	<0.5	<1	<0.5	<0.5	<0.5	<0.5	<0.5	<2	<0.5	<2	<0.5	<2	<0.5	<0.5	<0.5	<0.5	<0.5	<1	<0.5	<0.5	<0.5	<1	<1.5	<1	<0.5	<50	<50	<50	<50
92548787	MW-59_20210709	MW-59	07/09/2021	<5	<0.5	<0.5	<0.5	<0.5	<0.5	<5	<0.5	<0.5	<1	**0.57**	<1	<0.5	<0.5	<0.5	<0.5	<0.5	<2	<0.5	<2	<0.5	<2	<0.5	<0.5	<0.5	**1.0**	<0.5	<1	<0.5	<0.5	<0.5	<1	<1.5	<1	<0.5	<50	<50	<50	<50
92554137	MW-59_20210805	MW-59	08/05/2021	<5	<0.5	<0.5	<0.5	<0.5	<0.5	<5	<0.5	<0.5	<1	**0.39J**	<1	<0.5	<0.5	<0.5	<0.5	<0.5	<2	<0.5	<2	<0.5	<2	<0.5	<0.5	<0.5	<0.5	<0.5	<1	<0.5	<0.5	<0.5	<1	<1.5	<1	<0.5	<50	<50	<50	<50
92559360	MW-59_20210902	MW-59	09/02/2021	<5	<0.5	<0.5	<0.5	<0.5	<0.5	<5	<0.5	<0.5	<1	<0.5	<1	<0.5	<0.5	<0.5	<0.5	<0.5	<2	<0.5	<2	<0.5	<2	<0.5	<0.5	<0.5	<0.5	<0.5	<1	<0.5	<0.5	<0.5	<1	<1.5	<1	<0.5	<50	<50	<50	<50
92564084	MW-59_20210929	MW-59	09/29/2021	<5.0	<0.5	<0.5	<0.5	<0.5	<0.5	<2	<0.5	<0.5	<0.5	<0.5	<2	<0.5	<0.5	<0.5	<0.5	<0.5	<0.6	<0.5	<5	<0.5	<0.5	<0.5	<0.5	<0.5	<0.5	<0.5	<0.5	<0.5	<0.5	<0.5	<0.5	<1.5	<1	<0.5	<100	<100	<100	NA
92570816	MW-59_20211104	MW-59	11/04/2021	<5	<0.5	<0.5	<0.5	<0.5	<0.5	<5	<0.5	<0.5	<1	<0.5	<1	<0.5	<0.5	<0.5	**0.48J**	<0.5	<2	<0.5	<2	<0.5	<2	<0.5	<0.5	<0.5	<0.5	<0.5	<1	<0.5	<0.5	<0.5	<1	<1.5	<1	<0.5	<50	<50	<50	<50
92575770	MW-59_20211203	MW-59	12/03/2021	<5	**0.95**	<0.5	<0.5	<0.5	<0.5	<5	<0.5	<0.5	<1	<0.5	<1	<0.5	<0.5	<0.5	**4.6**	<0.5	<2	<0.5	<2	<0.5	<2	<0.5	<0.5	<0.5	**2.1**	<0.5	<1	<0.5	<0.5	<0.5	<1	<1.5	<1	<0.5	<50	<50	<50	<50
92581742	MW-59_20220107	MW-59	01/07/2022	<5	<0.5	<0.5	<0.5	<0.5	<0.5	<5	<0.5	<0.5	<1	<0.5	<1	<0.5	<0.5	<0.5	**3.2**	<0.5	<2	<0.5	<2	<0.5	<2	<0.5	<0.5	<0.5	<0.5	<0.5	<1	<0.5	<0.5	<0.5	<1	<1.5	<1	<0.5	<50	<50	<50	<50
92586178	MW-59_20220203	MW-59	02/03/2022	<5	**1.4**	<0.5	<0.5	<0.5	<0.5	<5	<0.5	<0.5	<1	<0.5	<1	<0.5	<0.5	<0.5	**3.2**	<0.5	<2	<0.5	<2	<0.5	<2	<0.5	<0.5	<0.5	**4.3**	<0.5	<1	<0.5	<0.5	<0.5	<1	**1.36J**	**0.88J**	**0.48J**	<50	<50	<50	<50
92591327	MW-59_20220303	MW-59	03/03/2022	<5	<0.5	<0.5	<0.5	<0.5	<0.5	<5	<0.5	<0.5	<1	<0.5	<1	<0.5	<0.5	<0.5	<0.5	<0.5	<2	<0.5	<2	<0.5	<2	<0.5	<0.5	<0.5	<0.5	<0.5	<1	<0.5	<0.5	<0.5	<1	<1.5	<1	<0.5	<50	<50	<50	<50
92597624	MW-59_20220406	MW-59	04/06/2022	<5	<0.5	<0.5	<0.5	<0.5	<0.5	<5	<0.5	<0.5	<1	<0.5	<1	<0.5	<0.5	<0.5	<0.5	<0.5	<2	<0.5	<2	<0.5	<2	<0.5	<0.5	<0.5	<0.5	<0.5	<1	<0.5	<0.5	<0.5	<1	<1.5	<1	<0.5	<50	<50	<50	<50
92603086	MW-59_20220505	MW-59	05/05/2022	<5	<0.5	<0.5	<0.5	<0.5	<0.5	<5	<0.5	<0.5	<1	<0.5	<1	<0.5	<0.5	<0.5	<0.5	<0.5	<2	<0.5	<2	<0.5	<2	<0.5	<0.5	<0.5	<0.5	<0.5	<1	<0.5	<0.5	<0.5	<1	<1.5	<1	<0.5	<50	<50	<50	<50
92607679	MW-59_20220602	MW-59	06/02/2022	<5	<0.5	<0.5	<0.5	<0.5	<0.5	<5	<0.5	<0.5	<1	<0.5	<1	<0.5	<0.5	<0.5	<0.5	<0.5	<2	<0.5	<2	<0.5	<2	<0.5	<0.5	<0.5	<0.5	<0.5	<1	<0.5	<0.5	<0.5	<1	<1.5	<1	<0.5	<50	<50	<50	<50
MW-60																																										
92500607	MW-60_20201007	MW-60	10/07/2020	**18**	<0.5	<0.5	<0.5	**4.1**	<0.5	<5	<0.5	<0.5	<1	**15.2**	<1	<0.5	**1.3**	<0.5	<0.5	<0.5	<2	<0.5	<2	<0.5	<2	<0.5	<0.5	<0.5	<0.5	<0.5	<1	<0.5	<0.5	<0.5	<1	<1.5	<1	<0.5	<100	<100	<100	<100
92501345	MW-60_20201020	MW-60	10/20/2020	**20.4**	<0.5	<0.5	<0.5	**0.88**	<0.5	<5	<0.5	<0.5	<1	**3.5**	<1	<0.5	<0.5	<0.5	<0.5	<0.5	<2	<0.5	<2	<0.5	<2	<0.5	<0.5	<0.5	<0.5	<0.5	<1	<0.5	<0.5	<0.5	<1	<1.5	<1	<0.5	<100	<100	<100	<100
92508886	MW-60_20201201	MW-60	12/02/2020	**16.4**	<0.5	<0.5	<0.5	<0.5	<0.5	<5	<0.5	<0.5	<1	**1.5**	<1	<0.5	<0.5	<0.5	<0.5	<0.5	<2	<0.5	<2	<0.5	<2	<0.5	<0.5	<0.5	<0.5	<0.5	<1	<0.5	<0.5	<0.5	<1	<1.5	<1	<0.5	<100	<100	<100	<100
92514892	MW-60_20210105	MW-60	01/05/2021	**52.8**	<0.5	<0.5	<0.5	<0.5	<0.5	<5	<0.5	<0.5	<1	<0.5	<1	<0.5	<0.5	<0.5	<0.5	<0.5	<2	<0.5	<2	<0.5	<2	<0.5	<0.5	<0.5	<0.5	<0.5	<1	<0.5	<0.5	<0.5	<1	<1.5	<1	<0.5	<100	<100	<100	<100
92522126	MW-60_20210212	MW-60	02/12/2021	<5	<0.5	<0.5	<0.5	<0.5	<0.5	<5	<0.5	<0.5	<1	<0.5	<1	<0.5	<0.5	<0.5	<0.5	<0.5	<2	<0.5	<2	<0.5	<2	<0.5	<0.5	<0.5	<0.5	<0.5	<1	<0.5	<0.5	<0.5	<1	<1.5	<1	<0.5	<100	<100	<100	<100
92527336	MW-60_20210311	MW-60	03/11/2021	**15.0**	<0.5	<0.5	<0.5	<0.5	<0.5	<5	<0.5	<0.5	<1	<0.5	<1	<0.5	<0.5	<0.5	<0.5	<0.5	<2	<0.5	<2	<0.5	<2	<0.5	<0.5	<0.5	**4.4**	<0.5	<1	<0.5	<0.5	<0.5	<1	<1.5	<1	<0.5	<50	<50	<50	<50
92531580	MW-60_20210406	MW-60	04/06/2021	<5	<0.5	<0.5	<0.5	<0.5	<0.5	<5	<0.5	<0.5	<1	<0.5	<1	<0.5	<0.5	<0.5	<0.5	<0.5	<2	<0.5	<2	<0.5	<2	<0.5	<0.5	<0.5	<0.5	<0.5	<1	<0.5	<0.5	<0.5	<1	<1.5	<1	<0.5	<50	<50	<50	<50
92537158	MW-60_20210505	MW-60	05/05/2021	<5	<0.5	<0.5	<0.5	<0.5	<0.5	<5	<0.5	<0.5	<1	<0.5	<1	<0.5	<0.5	<0.5	<0.5	<0.5	<2	<0.5	<2	<0.5	<2	<0.5	<0.5	<0.5	<0.5	<0.5	<1	<0.5	<0.5	<0.5	<1	<1	<1	<0.5	<50	<50	<50	<50
92542350	MW-60_20210603	MW-60	06/03/2021	<5	<0.5	<0.5	<0.5	<0.5	<0.5	<5	<0.5	<0.5	<1	**0.47J**	<1	<0.5	<0.5	<0.5	<0.5	<0.5	<2	<0.5	<2	<0.5	<2	<0.5	<0.5	<0.5	<0.5	<0.5	<1	<0.5	<0.5	<0.5	<1	<1.5	<1	<0.5	<50	<50	<50	<50
92547899	MW-60_20210706	MW-60	07/06/2021	<5	<0.5	<0.5	<0.5	<0.5	<0.5	<5	<0.5	<0.5	<1	**0.68**	<1	<0.5	<0.5	<0.5	<0.5	<0.5	<2	<0.5	<2	<0.5	<2	<0.5	<0.5	<0.5	<0.5	<0.5	<1	<0.5	<0.5	<0.5	<1	<1.5	<1	<0.5	<50	<50	<50	<50
92553185	MW-60_20210803	MW-60	08/03/2021	<5	<0.5	<0.5	<0.5	<0.5	<0.5	<5	<0.5	<0.5	<1	**0.58**	<1	<0.5	<0.5	<0.5	<0.5	<0.5	<2	<0.5	<2	<0.5	<2	<0.5	<0.5	<0.5	<0.5	<0.5	<1	<0.5	<0.5	<0.5	<1	<1.5	<1	<0.5	<50	<50	<50	<50
92558740	MW-60_20210831	MW-60	08/31/2021	<5	<0.5	<0.5	<0.5	<0.5	<0.5	<5	<0.5	<0.5	<1	<0.5	<1	<0.5	<0.5	<0.5	<0.5	<0.5	<2	<0.5	<2	<0.5	<2	<0.5	<0.5	<0.5	<0.5	<0.5	<1	<0.5	<0.5	<0.5	<1	<1.5	<1	<0.5	<50	<50	<50	<50
92564678	MW-60_20211004	MW-60	10/04/2021	<5.0	<0.5	<0.5	<0.5	<0.5	<1	<5	<0.5	<0.5	<0.5	<0.5	<0.6	<0.5	<0.5	<0.5	<0.5	<0.5	<0.6	<0.5	<5	<0.5	<0.5	<0.5	<0.5	<0.5	<0.5	<0.5	<0.5	<0.5	<0.5	<0.5	<0.5	<1.5	<1	<0.5	<100	<100	<100	NA
92570178	MW-60_20211102	MW-60	11/02/2021	<5	<0.5	<0.5	<0.5	<0.5	<0.5	<5	<0.5	<0.5	<1	<0.5	<1	<0.5	<0.5	<0.5	<0.5	<0.5	<2	<0.5	<2	<0.5	<2	<0.5	<0.5	<0.5	<0.5	<0.5	<1	<0.5	<0.5	<0.5	<1	<1.5	<1	<0.5	<50	<50	<50	<50
92574905	MW-60_20211130	MW-60	11/30/2021	<5	<0.5	<0.5	<0.5	<0.5	<0.5	<5	<0.5	<0.5	<1	<0.5	<1	<0.5	<0.5	<0.5	<0.5	<0.5	<2	<0.5	<2	<0.5	<2	<0.5	<0.5	<0.5	<0.5	<0.5	<1	<0.5	<0.5	<0.5	<1	<1.5	<1	<0.5	<50	<50	<50	<50
92580901 92580902	MW-60_20220104	MW-60	01/04/2022	**1.2J**	<0.5	<0.5	<0.5	<0.5	<0.5	<5	<0.5	<0.5	<1	<0.5	<1	<0.5	<0.5	<0.5	<0.5	<0.5	<2	<0.5	<2	<0.5	<2	<0.5	<0.5	<0.5	<0.5	<0.5	<1	<0.5	<0.5	<0.5	<1	<1.5	<1	<0.5	<50	<50	<50	<50
92585560	MW-60_20220201	MW-60	02/01/2022	<5	<0.5	<0.5	<0.5	<0.5	<0.5	<5	<0.5	<0.5	<1	<0.5	<1	<0.5	<0.5	<0.5	<0.5	<0.5	<2	<0.5	<2	<0.5	<2	<0.5	<0.5	<0.5	<0.5	<0.5	<1	<0.5	<0.5	<0.5	<1	<1.5	<1	<0.5	<50	<50	<50	<50
92585560	DUP-2-20220201	MW-60	02/01/2022	<5	<0.5	<0.5	<0.5	<0.5	<0.5	<5	<0.5	<0.5	<1	<0.5	<1	<0.5	<0.5	<0.5	<0.5	<0.5	<2	<0.5	<2	<0.5	<2	<0.5	<0.5	<0.5	<0.5	<0.5	<1	<0.5	<0.5	<0.5	<1	<1.5	<1	<0.5	<50	<50	<50	<50
92590515	MW-60_20220228	MW-60	02/28/2022	<5	<0.5	<0.5	<0.5	<0.5	<0.5	<5	<0.5	<0.5	<1	<0.5	<1	<0.5	<0.5	<0.5	<0.5	<0.5	<2	<0.5	<2	<0.5	<2	<0.5	<0.5	<0.5	<0.5	<0.5	<1	<0.5	<0.5	<0.5	<1	<1.5	<1	<0.5	<50	<50	<50	<50
92596955	MW-60_20220404	MW-60	04/04/2022	**0.14J**	<0.5	<0.5	<0.5	<0.5	<0.5	<5	<0.5	<0.5	<1	<0.5	<1	<0.5	<0.5	<0.5	<0.5	<0.5	<2	<0.5	<2	<0.5	<2	<0.5	<0.5	<0.5	<0.5	<0.5	<1	<0.5	<0.5	<0.5	<1	<1.5	<1	<0.5	<50	<50	<50	<50
92602194	MW-60_20220502	MW-60	05/02/2022	**1.2J**	<0.5	<0.5	<0.5	<0.5	<0.5	<5	<0.5	<0.5	<1	<0.5	<1	<0.5	<0.5	<0.5	<0.5	<0.5	<2	<0.5	<2	<0.5	<2	<0.5	<0.5	<0.5	<0.5	<0.5	<1	<0.5	<0.5	<0.5	<1	<1.5	<1	<0.5	<50	<50	<50	**81**
92607183	MW-60_20220531	MW-60	05/31/2022	<5	**56.9**	<0.5	<0.5	<0.5	<0.5	<5	<0.5	<0.5	<1	<0.5	<1	<0.5	<0.5	<0.5	**9.7**	**9.1**	<2	<0.5	<2	**2.1**	**1.1J**	**0.43J**	<0.5	<0.5	**32.1**	<0.5	<1	<0.5	**5.1**	**1.3**	<1	**48.3**	**33.2**	**15.1**	**518**	**133**	<50	**633**
92607183	DUP-2-20220531	MW-60	05/31/2022	<5	**79.8**	<0.5	<0.5	<0.5	<0.5	<5	<0.5	<0.5	<1	<0.5	<1	<0.5	<0.5	<0.5	**10.9**	**10.4**	<2	<0.5	<2	**2.9**	**0.94J**	**0.48J**	<0.5	<0.5	**37.2**	<0.5	<1	<0.5	**5.3**	**1.1**	<1	**63.1**	**43.8**	**19.3**	**444**	**125**	<50	**591**
MW-61																																									
92509560	MW-61_20201203	MW-61	12/03/2020	**30.9**	**3.3**	<0.5	<0.5	**5.5**	<0.5	<5	<0.5	<0.5	<1	**31.0**	<1	<0.5	**1.3**	<0.5	<0.5	**0.54**	<2	<0.5	<2	<0.5	<2	<0.5	<0.5	<0.5	**7.9**	<0.5	<1	<0.5	<0.5	<0.5	<1	**2.27**	**1.4**	**0.87**	<100	<100	<100	<100
92598325	MW-61_20220408	MW-61	04/08/2022	**5.6**	**250**	<1.2	<1.2	<1.2	<1.2	<12.5	<1.2	<1.2	<2.5	<1.2	<2.5	<1.2	<1.2	<1.2	**53.9**	**11.6**	<5	**2.1**	<5	**7.3**	**13.3**	<1.2	<1.2	<1.2	**93**	<1.2	<2.5	<1.2	**79.4**	**38**	<2.5	**588**	**319**	**269**	**4,870**	**1,730**	**567**	**7,160**
92603263	MW-61_20220506	MW-61	05/06/2022	**20.3**	**16.0**	<1	<1	<1	<1	<10	**8.9**	<1	<2	<1	<2	<1	<1	<1	**25.7**	**46.9**	<4	**8.9**	<4	<1	**13.2**	**27.4**	<1	<1	**67.1**	<1	<2	<1	**184**	**60.1**	<2	**429**	**298**	**131**	**10,000**	**1,550**	**1,340**	**12,900**
92607872	MW-61_20220603	MW-61	06/03/2022	**2.8J**	**353**	<2	<2	<2	<2	<20	**8.6**	<2	<4	**3.5**	<4	<2	<2	<2	**80.7**	**20.9**	<8	**2.7**	**8.6**	**11.5**	**23.7**	**2.0**	<2	<2	**453**	<2	<4	<2	**195**	**92.7**	<4	**1,245**	**693**	**552**	**4,180**	**2,120**	**814**	**7,120**

Table 5A
Summary of Monitoring Well Sampling Results

Colonial Pipeline Company
2020-L1-SR2448
Huntersville, North Carolina

Lab Report Number	Sample ID	Well ID	Sample Date	Metals (µg/L)	VOCs (µg/L)																																	MADEP VPH (µg/L)			
				Lead	Benzene	Bromobenzene	Bromochloromethane	Bromodichloromethane	Bromoform	Bromomethane	n-Butylbenzene	sec-Butylbenzene	Chloroethane	Chloroform	Chloromethane	2-Chlorotoluene	Dibromochloromethane	1,2-Dichloroethane	Diisopropyl ether	Ethylbenzene	Hexachloro-1,3-butadiene	Isopropylbenzene (Cumene)	Methylene Chloride	Methyl-tert-butyl ether	Naphthalene	n-Propylbenzene	Styrene	Tetrachloroethene	Toluene	Trichloroethene	Trichlorofluoromethane	1,2,3-Trichloropropane	1,2,4-Trimethylbenzene	1,3,5-Trimethylbenzene	Vinyl chloride	Xylene (Total)	m&p-Xylene	o-Xylene	C5 - C8 Aliphatics	C9 - C12 Aliphatics	C9 - C10 Aromatics	VPH (Total)
NCAC 2L Standards				**15**	**1**	**NE**	**NE**	**0.6**	**4**	**10**	**70**	**70**	**3000**	**70**	**3**	**100**	**0.4**	**0.4**	**70**	**600**	**0.4**	**70**	**5**	**20**	**6**	**70**	**70**	**0.7**	**600**	**3**	**2000**	**0.005**	**400**	**400**	**0.03**	**500**	**500**	**500**	**400**	**700**	**200**	**NE**
IMAC Standards				**--**	**--**	**--**	**--**	**--**	**--**	**--**	**--**	**--**	**--**	**--**	**--**	**--**	**--**	**--**	**--**	**--**	**--**	**--**	**--**	**--**	**--**	**--**	**--**	**--**	**--**	**--**	**--**	**--**	**--**	**--**	**--**	**--**	**--**	**--**	**--**	**--**	**--**
MW-62																																										
92509555	MW-62_20201203	MW-62	12/03/2020	<25	**0.67**	<0.5	<0.5	**4.8**	<0.5	<5	<0.5	<0.5	<1	**22.2**	<1	<0.5	**1.2**	<0.5	<0.5	<0.5	<2	<0.5	<2	<0.5	<2	<0.5	<0.5	<0.5	**1.4**	<0.5	<1	<0.5	<0.5	<0.5	<1	<1.5	<1	<0.5	<100	<100	<100	<100
92514892	MW-62_20210105	MW-62	01/05/2021	**74.5**	<0.5	<0.5	<0.5	**3.7**	<0.5	<5	<0.5	<0.5	<1	**16.8**	<1	<0.5	**0.95**	<0.5	<0.5	<0.5	<2	<0.5	<2	<0.5	<2	<0.5	<0.5	<0.5	<0.5	<0.5	<1	<0.5	<0.5	<0.5	<1	<1.5	<1	<0.5	<100	<100	<100	<100
92521851	MW-62_20210211	MW-62	02/11/2021	**11.9**	<0.5	<0.5	<0.5	**2.6**	<0.5	<5	<0.5	<0.5	<1	**9.8**	<1	<0.5	**0.85**	<0.5	<0.5	<0.5	<2	<0.5	<2	<0.5	<2	<0.5	<0.5	<0.5	<0.5	<0.5	<1	<0.5	<0.5	<0.5	<1	<1.5	<1	<0.5	<100	<100	<100	**125**
92527474	MW-62_20210312	MW-62	03/12/2021	**37.8**	<0.5	<0.5	<0.5	**2.1**	<0.5	<5	<0.5	<0.5	<1	**8.7**	<1	<0.5	**0.57**	<0.5	<0.5	<0.5	<2	<0.5	<2	<0.5	<2	<0.5	<0.5	<0.5	<0.5	<0.5	<1	<0.5	<0.5	<0.5	<1	<1.5	<1	<0.5	<50	<50	<50	<50
92531231	MW-62_20210405	MW-62	04/05/2021	**26**	<0.5	<0.5	<0.5	<0.5	<0.5	<5	<0.5	<0.5	<1	**2.3**	<1	<0.5	<0.5	<0.5	<0.5	<0.5	<2	<0.5	<2	<0.5	<2	<0.5	<0.5	<0.5	<0.5	<0.5	<1	<0.5	<0.5	<0.5	<1	<1.5	<1	<0.5	<50	<50	<50	<50
92536726	MW-62_20210504	MW-62	05/04/2021	**7.9**	<0.5	<0.5	<0.5	**0.59**	<0.5	<5	<0.5	<0.5	<1	**2.4**	<1	<0.5	<0.5	<0.5	<0.5	<0.5	<2	<0.5	<2	<0.5	<2	<0.5	<0.5	<0.5	<0.5	<0.5	<1	<0.5	<0.5	<0.5	<1	<1.5	<1	<0.5	<50	<50	<50	<50
92541991	MW-62_20210602	MW-62	06/02/2021	**7.9**	<0.5	<0.5	<0.5	**0.43J**	<0.5	<5	<0.5	<0.5	<1	**2**	<1	<0.5	<0.5	<0.5	<0.5	<0.5	<2	<0.5	<2	<0.5	<2	<0.5	<0.5	<0.5	<0.5	<0.5	<1	<0.5	<0.5	<0.5	<1	<1.5	<1	<0.5	<50	<50	<50	<50
92548169	MW-62_20210707	MW-62	07/07/2021	**7.6**	<0.5	<0.5	<0.5	**0.42J**	<0.5	<5	<0.5	<0.5	<1	**2.0**	<1	<0.5	<0.5	<0.5	<0.5	<0.5	<2	<0.5	<2	<0.5	<2	<0.5	<0.5	<0.5	<0.5	<0.5	<1	<0.5	<0.5	<0.5	<1	<1.5	<1	<0.5	<50	<50	<50	<50
92553065	MW-62_20210802	MW-62	08/02/2021	**9.8**	<0.5	<0.5	<0.5	**0.36J**	<0.5	<5	<0.5	<0.5	<1	**1.6**	<1	<0.5	<0.5	<0.5	<0.5	<0.5	<2	<0.5	<2	<0.5	<2	<0.5	<0.5	<0.5	<0.5	<0.5	<1	<0.5	<0.5	<0.5	<1	<1.5	<1	<0.5	<50	<50	<50	<50
92558446	MW-62_20210830	MW-62	08/30/2021	<5	<0.5	<0.5	<0.5	<0.5	<0.5	<5	<0.5	<0.5	<1	<0.5	<1	<0.5	<0.5	<0.5	<0.5	<0.5	<2	<0.5	<2	<0.5	<2	<0.5	<0.5	<0.5	**0.57**	<0.5	<1	<0.5	<0.5	<0.5	<1	<1	<1	<0.5	<50	<50	<50	<50
92564678	MW-62_20211004	MW-62	10/04/2021	<5.0	<0.5	<0.5	<0.5	**0.28J**	<1	<5	<0.5	<0.5	<0.5	**0.91**	<0.6	<0.5	<0.5	<0.5	<0.5	<0.5	<0.6	<0.5	<5	<0.5	<0.5	<0.5	<0.5	<0.5	<0.5	<0.5	<0.5	<0.5	<0.5	<0.5	<1.5	<1	<0.5	<100	<100	<100	NA
MW-63																																										
92509560	MW-63_20201203	MW-63	12/03/2020	**6.3**	<0.5	<0.5	<0.5	<0.5	<0.5	<5	<0.5	<0.5	<1	<0.5	<1	<0.5	<0.5	<0.5	<0.5	<0.5	<2	<0.5	<2	<0.5	<2	<0.5	<0.5	<0.5	<0.5	<0.5	<1	<0.5	<0.5	<0.5	<1	<1.5	<1	<0.5	<100	<100	<100	<100
92515544	MW-63_20210107	MW-63	01/07/2021	<5	<0.5	<0.5	<0.5	<0.5	<0.5	<5	<0.5	<0.5	<1	<0.5	<1	<0.5	<0.5	<0.5	<0.5	<0.5	<2	<0.5	<2	<0.5	<2	<0.5	<0.5	<0.5	<0.5	<0.5	<1	<0.5	<0.5	<0.5	<1	<1.5	<1	<0.5	<100	<100	<100	<100
92521237	MW-63_20210209	MW-63	02/09/2021	<5	<0.5	<0.5	<0.5	<0.5	<0.5	<5	<0.5	<0.5	<1	<0.5	<1	<0.5	<0.5	<0.5	<0.5	<0.5	<2	<0.5	<2	<0.5	<2	<0.5	<0.5	<0.5	<0.5	<0.5	<1	<0.5	<0.5	<0.5	<1	<1.5	<1	<0.5	<100	<100	<100	<100
92526977	MW-63_20210310	MW-63	03/10/2021	<5	<0.5	<0.5	<0.5	<0.5	<0.5	<5	<0.5	<0.5	<1	<0.5	<1	<0.5	<0.5	<0.5	<0.5	<0.5	<2	<0.5	<2	<0.5	<2	<0.5	<0.5	<0.5	<0.5	<0.5	<1	<0.5	<0.5	<0.5	<1	<1.5	<1	<0.5	<100	<100	<100	<100
92532417	MW-63_20210408	MW-63	04/08/2021	**7.6**	<0.5	<0.5	<0.5	<0.5	<0.5	<5	<0.5	<0.5	<1	<0.5	<1	<0.5	<0.5	<0.5	<0.5	<0.5	<2	<0.5	<2	<0.5	<2	<0.5	<0.5	<0.5	<0.5	<0.5	<1	<0.5	<0.5	<0.5	<1	<1.5	<1	<0.5	<50	<50	<50	<50
92537489	MW-63_20210506	MW-63	05/06/2021	<5	<0.5	<0.5	<0.5	<0.5	<0.5	<5	<0.5	<0.5	<1	<0.5	<1	<0.5	<0.5	<0.5	<0.5	<0.5	<2	<0.5	<2	<0.5	<2	<0.5	<0.5	<0.5	<0.5	<0.5	<1	<0.5	<0.5	<0.5	<1	<1.5	<1	<0.5	<50	<50	<50	<50
92542375	MW-63_20210603	MW-63	06/03/2021	<5	<0.5	<0.5	<0.5	<0.5	<0.5	<5	<0.5	<0.5	<1	<0.5	<1	<0.5	<0.5	<0.5	<0.5	<0.5	<2	<0.5	<2	<0.5	<2	<0.5	<0.5	<0.5	<0.5	<0.5	<1	<0.5	<0.5	<0.5	<1	<1.5	<1	<0.5	<50	<50	<50	<50
92548168	MW-63_20210707	MW-63	07/07/2021	<5	<0.5	<0.5	<0.5	<0.5	<0.5	<5	<0.5	<0.5	<1	<0.5	<1	<0.5	<0.5	<0.5	<0.5	<0.5	<2	<0.5	<2	<0.5	<2	<0.5	<0.5	<0.5	<0.5	<0.5	<1	<0.5	<0.5	<0.5	<1	<1.5	<1	<0.5	<50	<50	<50	<50
92554137	MW-63_20210805	MW-63	08/05/2021	<5	<0.5	<0.5	<0.5	<0.5	<0.5	<5	<0.5	<0.5	<1	<0.5	<1	<0.5	<0.5	<0.5	<0.5	<0.5	<2	<0.5	<2	<0.5	<2	<0.5	<0.5	<0.5	<0.5	<0.5	<1	<0.5	<0.5	<0.5	<1	<1.5	<1	<0.5	<50	<50	<50	<50
92559360	MW-63_20210902	MW-63	09/02/2021	<5	**5.0**	<0.5	<0.5	<0.5	<0.5	<5	<0.5	<0.5	<1	<0.5	<1	<0.5	<0.5	<0.5	**2.8**	**2.1**	<2	<0.5	<2	<0.5	<2	<0.5	<0.5	<0.5	**15.8**	<0.5	<1	<0.5	**0.58**	<0.5	<1	**8.5**	**5.0**	**3.5**	**89.2**	<50	<50	**113**
92561826	MW-63_20210916	MW-63	09/16/2021	<5	**0.35J**	<0.5	<0.5	<0.5	<0.5	<5	<0.5	<0.5	<1	<0.5	<1	<0.5	<0.5	<0.5	**3.3**	**0.35J**	<2	<0.5	<2	<0.5	<2	<0.5	<0.5	<0.5	**1.7**	<0.5	<1	<0.5	<0.5	<0.5	<1	**2.59**	**1.7**	**0.89**	<50	<50	<50	<50
92564084	MW-63_20210929	MW-63	09/29/2021	<5.0	**0.19J**	<0.5	<0.5	<0.5	<0.5	<2	<0.5	<0.5	<0.5	**0.24J**	<2	<0.5	<0.5	<0.5	**4.5**	<0.5	<0.6	<0.5	<5	<0.5	<0.5	<0.5	<0.5	<0.5	**0.15J**	<0.5	<0.5	<0.5	<0.5	<0.5	<0.5	<1.5	<1	<0.5	<100	<100	<100	NA
MW-64																																										
92515354	MW-64_20210107	MW-64	01/07/2021	**101**	<0.5	<0.5	<0.5	<0.5	<0.5	<5	<0.5	<0.5	<1	**1.5**	<1	<0.5	<0.5	<0.5	<0.5	<0.5	<2	<0.5	<2	<0.5	<2	<0.5	<0.5	<0.5	<0.5	<0.5	<1	<0.5	<0.5	<0.5	<1	<1.5	<1	<0.5	<100	<100	<100	<100
92515354	Dup-1-20210107	MW-64	01/07/2021	**94.8**	<0.5	<0.5	<0.5	<0.5	<0.5	<5	<0.5	<0.5	<1	**1.7**	<1	<0.5	<0.5	<0.5	<0.5	<0.5	<2	<0.5	<2	<0.5	<2	<0.5	<0.5	<0.5	<0.5	<0.5	<1	<0.5	<0.5	<0.5	<1	<1.5	<1	<0.5	<100	<100	<100	<100
92522267	MW-64_20210215	MW-64	02/15/2021	**14.5**	<0.5	<0.5	<0.5	<0.5	<0.5	<5	<0.5	<0.5	<1	**0.77**	<1	<0.5	<0.5	<0.5	<0.5	<0.5	<2	<0.5	<2	<0.5	<2	<0.5	<0.5	<0.5	<0.5	<0.5	<1	<0.5	<0.5	<0.5	<1	<1.5	<1	<0.5	<100	<100	<100	<100
92526262	MW-64_20210308	MW-64	03/08/2021	**12.8**	<0.5	<0.5	<0.5	<0.5	<0.5	<5	<0.5	<0.5	<1	**1.2**	<1	<0.5	<0.5	<0.5	<0.5	<0.5	<2	<0.5	<2	<0.5	<2	<0.5	<0.5	<0.5	<0.5	<0.5	<1	<0.5	<0.5	<0.5	<1	<1.5	<1	<0.5	<100	<100	<100	<100
92531238	MW-64_20210405	MW-64	04/05/2021	<5	<0.5	<0.5	<0.5	<0.5	<0.5	<5	<0.5	<0.5	<1	<0.5	<1	<0.5	<0.5	<0.5	<0.5	<0.5	<2	<0.5	<2	<0.5	<2	<0.5	<0.5	<0.5	<0.5	<0.5	<1	<0.5	<0.5	<0.5	<1	<1.5	<1	<0.5	<50	<50	<50	<50
92536430	MW-64_20210503	MW-64	05/03/2021	<5	<0.5	<0.5	<0.5	<0.5	<0.5	<5	<0.5	<0.5	<1	<0.5	<1	<0.5	<0.5	<0.5	<0.5	<0.5	<2	<0.5	<2	<0.5	<2	<0.5	<0.5	<0.5	<0.5	<0.5	<1	<0.5	<0.5	<0.5	<1	<1.5	<1	<0.5	<50	<50	<50	<50
92541706	MW-64_20210601	MW-64	06/01/2021	<5	<0.5	<0.5	<0.5	<0.5	<0.5	<5	<0.5	<0.5	<1	<0.5	<1	<0.5	<0.5	<0.5	<0.5	<0.5	<2	<0.5	<2	<0.5	<2	<0.5	<0.5	<0.5	<0.5	<0.5	<1	<0.5	<0.5	<0.5	<1	<1.5	<1	<0.5	<50	<50	<50	<50
92547898	MW-64_20210706	MW-64	07/06/2021	**5.8**	<0.5	<0.5	<0.5	<0.5	<0.5	<5	<0.5	<0.5	<1	**1.3**	<1	<0.5	<0.5	<0.5	<0.5	<0.5	<2	<0.5	<2	<0.5	<2	<0.5	<0.5	<0.5	<0.5	<0.5	<1	<0.5	<0.5	<0.5	<1	<1.5	<1	<0.5	<50	<50	<50	<50
92552963	MW-64_20210802	MW-64	08/02/2021	<5	<0.5	<0.5	<0.5	<0.5	<0.5	<5	<0.5	<0.5	<1	**0.51**	<1	<0.5	<0.5	<0.5	<0.5	<0.5	<2	<0.5	<2	<0.5	<2	<0.5	<0.5	<0.5	<0.5	<0.5	<1	<0.5	<0.5	<0.5	<1	<1.5	<1	<0.5	<50	<50	<50	<50
92558448	MW-64_20210830	MW-64	08/30/2021	<5	<0.5	<0.5	<0.5	<0.5	<0.5	<5	<0.5	<0.5	<1	<0.5	<1	<0.5	<0.5	<0.5	<0.5	<0.5	<2	<0.5	<2	<0.5	<2	<0.5	<0.5	<0.5	<0.5	<0.5	<1	<0.5	<0.5	<0.5	<1	<1.5	<1	<0.5	<50	<50	<50	<50
92564680	MW-64_20211004	MW-64	10/04/2021	<5.0	<0.5	<0.5	<0.5	<0.5	<1	<5	<0.5	<0.5	<0.5	**0.39J**	<0.6	<0.5	<0.5	<0.5	<0.5	<0.5	<0.6	<0.5	<5	<0.5	<0.5	<0.5	<0.5	<0.5	<0.5	<0.5	<0.5	<0.5	<0.5	<0.5	<1.5	<1	<0.5	<100	<100	<100	NA
92569881	MW-64_20211101	MW-64	11/01/2021	<5	<0.5	<0.5	<0.5	<0.5	<0.5	<5	<0.5	<0.5	<1	**0.71**	<1	<0.5	<0.5	<0.5	<0.5	<0.5	<2	<0.5	<2	<0.5	<2	<0.5	<0.5	<0.5	<0.5	<0.5	<1	<0.5	<0.5	<0.5	<1	<1.5	<1	<0.5	<50	<50	<50	<50
92574898	MW-64_20211130	MW-64	11/30/2021	<5	<0.5	<0.5	<0.5	<0.5	<0.5	<5	<0.5	<0.5	<1	**1.3**	<1	<0.5	<0.5	<0.5	<0.5	<0.5	<2	<0.5	<2	<0.5	<2	<0.5	<0.5	<0.5	<0.5	<0.5	<1	<0.5	<0.5	<0.5	<1	<1.5	<1	<0.5	<50	<50	<50	<50
92580643 92580642	MW-64_20220103	MW-64	01/03/2022	**0.64J**	<0.5	<0.5	<0.5	<0.5	<0.5	<5	<0.5	<0.5	<1	**0.9**	<1	<0.5	<0.5	<0.5	<0.5	<0.5	<2	<0.5	<2	<0.5	<2	<0.5	<0.5	<0.5	<0.5	<0.5	<1	<0.5	<0.5	<0.5	<1	<1.5	<1	<0.5	<50	<50	<50	<50
92585314	MW-64_20220131	MW-64	01/31/2022	**6.3**	<0.5	<0.5	<0.5	<0.5	<0.5	<5	<0.5	<0.5	<1	**1.2**	<1	<0.5	<0.5	<0.5	<0.5	<0.5	<2	<0.5	<2	<0.5	<2	<0.5	<0.5	<0.5	<0.5	<0.5	<1	<0.5	<0.5	<0.5	<1	<1.5	<1	<0.5	<50	<50	<50	<50
92590516	MW-64_20220228	MW-64	02/28/2022	**1.5J**	<0.5	<0.5	<0.5	<0.5	<0.5	<5	<0.5	<0.5	<1	**1.1**	<1	<0.5	<0.5	<0.5	<0.5	<0.5	<2	<0.5	<2	<0.5	<2	<0.5	<0.5	<0.5	<0.5	<0.5	<1	<0.5	<0.5	<0.5	<1	<1.5	<1	<0.5	<50	<50	<50	<50
92596954	MW-64_20220404	MW-64	04/04/2022	<5	<0.5	<0.5	<0.5	<0.5	<0.5	<5	<0.5	<0.5	<1	**1.4**	<1	<0.5	<0.5	<0.5	<0.5	<0.5	<2	<0.5	<2	<0.5	<2	<0.5	<0.5	<0.5	<0.5	<0.5	<1	<0.5	<0.5	<0.5	<1	<1.5	<1	<0.5	<50	<50	<50	<50
92602190	MW-64_20220502	MW-64	05/02/2022	**2.6J**	<0.5	<0.5	<0.5	<0.5	<0.5	<5	<0.5	<0.5	<1	**1.2**	<1	<0.5	<0.5	<0.5	<0.5	<0.5	<2	<0.5	<2	<0.5	<2	<0.5	<0.5	<0.5	<0.5	<0.5	<1	<0.5	<0.5	<0.5	<1	<1.5	<1	<0.5	<50	<50	<50	<50
92607180	MW-64_20220531	MW-64	05/31/2022	**3.5J**	<0.5	<0.5	<0.5	<0.5	<0.5	<5	<0.5	<0.5	<1	<0.5	<1	<0.5	<0.5	<0.5	<0.5	<0.5	<2	<0.5	<2	<0.5	<2	<0.5	<0.5	<0.5	<0.5	<0.5	<1	<0.5	<0.5	<0.5	<1	<1.5	<1	<0.5	<50	<50	<50	<50
MW-65																																										
92515354	MW-65_20210107	MW-65	01/07/2021	**264**	<0.5	<0.5	<0.5	<0.5	<0.5	<5	<0.5	<0.5	<1	<0.5	<1	<0.5	<0.5	<0.5	<0.5	<0.5	<2	<0.5	<2	<0.5	<2	<0.5	<0.5	<0.5	<0.5	<0.5	<1	<0.5	<0.5	<0.5	<1	<1.5	<1	<0.5	<100	<100	<100	<100
92522267	MW-65_20210215	MW-65	02/15/2021	<5	<0.5	<0.5	<0.5	<0.5	<0.5	<5	<0.5	<0.5	<1	<0.5	<1	<0.5	<0.5	<0.5	<0.5	<0.5	<2	<0.5	<2	<0.5	<2	<0.5	<0.5	<0.5	<0.5	<0.5	<1	<0.5	<0.5	<0.5	<1	<1.5	<1	<0.5	<100	<100	<100	<100
92526262	MW-65_20210308	MW-65	03/08/2021	**7.2**	<0.5	<0.5	<0.5	<0.5	<0.5	<5	<0.5	<0.5	<1	<0.5	<1	<0.5	<0.5	<0.5	<0.5	<0.5	<2	<0.5	<2	<0.5	<2	<0.5	<0.5	<0.5	<0.5	<0.5	<1	<0.5	<0.5	<0.5	<1	<1.5	<1	<0.5	<100	<100	<100	<100
92531238	MW-65_20210405	MW-65	04/05/2021	<5	<0.5	<0.5	<0.5	<0.5	<0.5	<5	<0.5	<0.5	<1	<0.5	<1	<0.5	<0.5	<0.5	<0.5	<0.5	<2	<0.5	<2	<0.5	<2	<0.5	<0.5	<0.5	<0.5	<0.5	<1	<0.5	<0.5	<0.5	<1	<1.5	<1	<0.5	<50	<50	<50	<50
92536430	MW-65_20210503	MW-65	05/03/2021	<5	<0.5	<0.5	<0.5	<0.5	<0.5	<5	<0.5	<0.5	<1	<0.5	<1	<0.5	<0.5	<0.5	<0.5	<0.5	<2	<0.5	<2	<0.5	<2	<0.5	<0.5	<0.5	<0.5	<0.5	<1	<0.5	<0.5	<0.5	<1	<1.5	<1	<0.5	<50	<50	<50	<50
92541706	MW-65_20210601	MW-65	06/01/2021	<5	<0.5	<0.5	<0.5	<0.5	<0.5	<5	<0.5	<0.5	<1	<0.5	<1	<0.5	<0.5	<0.5	<0.5	<0.5	<2	<0.5	<2	<0.5	<2	<0.5	<0.5	<0.5	<0.5	<0.5	<1	<0.5	<0.5	<0.5	<1	<1.5	<1	<0.5	<50	<50	<50	<50
92547898	MW-65_20210706	MW-65	07/06/2021	**4.6J**	<0.5	<0.5	<0.5	<0.5	<0.5	<5	<0.5	<0.5	<1	<0.5	<1	<0.5	<0.5	<0.5	<0.5	<0.5	<2	<0.5	<2	<0.5	<2	<0.5	<0.5	<0.5	<0.5	<0.5	<1	<0.5	<0.5	<0.5	<1	<1.5	<1	<0.5	<50	<50	<50	<50
92552963	MW-65_20210802	MW-65	08/02/2021	**5.7**	<0.5	<0.5	<0.5	<0.5	<0.5	<5	<0.5	<0.5	<1	<0.5	<1	<0.5	<0.5	<0.5	<0.5	<0.5	<2	<0.5	<2	<0.5	<2	<0.5	<0.5	<0.5	<0.5	<0.5	<1	<0.5	<0.5	<0.5	<1	<1.5	<1	<0.5	<50	<50	<50	<50
92558448	MW-65_20210830	MW-65	08/30/2021	<5	<0.5	<0.5	<0.5	<0.5	<0.5	<5	<0.5	<0.5	<1	<0.5	<1	<0.5	<0.5	<0.5	<0.5	<0.5	<2	<0.5	<2	<0.5	<2	<0.5	<0.5	<0.5	<0.5	<0.5	<1	<0.5	<0.5	<0.5	<1	<1	<1	<0.5	<50	<50	<50	<50

Table 5A
Summary of Monitoring Well Sampling Results

Colonial Pipeline Company
2020-L1-SR2448
Huntersville, North Carolina

Lab Report Number	Sample ID	Well ID	Sample Date	Metals (µg/L)	VOCs (µg/L)																																	MADEP VPH (µg/L)			
				Lead	Benzene	Bromobenzene	Bromochloromethane	Bromodichloromethane	Bromoform	Bromomethane	n-Butylbenzene	sec-Butylbenzene	Chloroethane	Chloroform	Chloromethane	2-Chlorotoluene	Dibromochloromethane	1,2-Dichloroethane	Diisopropyl ether	Ethylbenzene	Hexachloro-1,3-butadiene	Isopropylbenzene (Cumene)	Methylene Chloride	Methyl-tert-butyl ether	Naphthalene	n-Propylbenzene	Styrene	Tetrachloroethene	Toluene	Trichloroethene	Trichlorofluoromethane	1,2,3-Trichloropropane	1,2,4-Trimethylbenzene	1,3,5-Trimethylbenzene	Vinyl chloride	Xylene (Total)	m&p-Xylene	o-Xylene	C5 - C8 Aliphatics	C9 - C12 Aliphatics	C9 - C10 Aromatics	VPH (Total)
NCAC 2L Standards				**15**	**1**	**NE**	**NE**	**0.6**	**4**	**10**	**70**	**70**	**3000**	**70**	**3**	**100**	**0.4**	**0.4**	**70**	**600**	**0.4**	**70**	**5**	**20**	**6**	**70**	**70**	**0.7**	**600**	**3**	**2000**	**0.005**	**400**	**400**	**0.03**	**500**	**500**	**500**	**400**	**700**	**200**	**NE**
IMAC Standards				**--**	**--**	**--**	**--**	**--**	**--**	**--**	**--**	**--**	**--**	**--**	**--**	**--**	**--**	**--**	**--**	**--**	**--**	**--**	**--**	**--**	**--**	**--**	**--**	**--**	**--**	**--**	**--**	**--**	**--**	**--**	**--**	**--**	**--**	**--**	**--**	**--**	**--**
92564680	MW-65_20211004	MW-65	10/04/2021	<5.0	<0.5	<0.5	<0.5	<0.5	<1	<5	<0.5	<0.5	<0.5	<0.5	<0.6	<0.5	<0.5	<0.5	<0.5	<0.5	<0.6	<0.5	<5	<0.5	<0.5	<0.5	<0.5	<0.5	<0.5	<0.5	<0.5	<0.5	<0.5	<0.5	<0.5	<1.5	<1	<0.5	<100	<100	<100	NA
92569881	MW-65_20211101	MW-65	11/01/2021	**34.5**	<0.5	<0.5	<0.5	<0.5	<0.5	<5	<0.5	<0.5	<1	<0.5	<1	<0.5	<0.5	<0.5	<0.5	<0.5	<2	<0.5	<2	<0.5	<2	<0.5	<0.5	<0.5	<0.5	<0.5	<1	<0.5	<0.5	<0.5	<1	<1.5	<1	<0.5	<50	<50	<50	<50
92574898	MW-65_20211130	MW-65	11/30/2021	<5	<0.5	<0.5	<0.5	<0.5	<0.5	<5	<0.5	<0.5	<1	<0.5	<1	<0.5	<0.5	<0.5	<0.5	<0.5	<2	<0.5	<2	<0.5	<2	<0.5	<0.5	<0.5	<0.5	<0.5	<1	<0.5	<0.5	<0.5	<1	<1.5	<1	<0.5	<50	<50	<50	<50
92580643 92580642	MW-65_20220103	MW-65	01/03/2022	**0.27J**	<0.5	<0.5	<0.5	<0.5	<0.5	<5	<0.5	<0.5	<1	<0.5	<1	<0.5	<0.5	<0.5	<0.5	<0.5	<2	<0.5	<2	<0.5	<2	<0.5	<0.5	<0.5	<0.5	<0.5	<1	<0.5	<0.5	<0.5	<1	<1.5	<1	<0.5	<50	<50	<50	<50
92585314	MW-65_20220131	MW-65	01/31/2022	<5	<0.5	<0.5	<0.5	<0.5	<0.5	<5	<0.5	<0.5	<1	<0.5	<1	<0.5	<0.5	<0.5	<0.5	<0.5	<2	<0.5	<2	<0.5	<2	<0.5	<0.5	<0.5	<0.5	<0.5	<1	<0.5	<0.5	<0.5	<1	<1.5	<1	<0.5	<50	<50	<50	<50
92590516	MW-65_20220228	MW-65	02/28/2022	**0.85J**	<0.5	<0.5	<0.5	<0.5	<0.5	<5	<0.5	<0.5	<1	<0.5	<1	<0.5	<0.5	<0.5	<0.5	<0.5	<2	<0.5	<2	<0.5	<2	<0.5	<0.5	<0.5	<0.5	<0.5	<1	<0.5	<0.5	<0.5	<1	<1.5	<1	<0.5	<50	<50	<50	<50
92596954	MW-65_20220404	MW-65	04/04/2022	<5	<0.5	<0.5	<0.5	<0.5	<0.5	<5	<0.5	<0.5	<1	<0.5	<1	<0.5	<0.5	<0.5	<0.5	<0.5	<2	<0.5	<2	<0.5	<2	<0.5	<0.5	<0.5	<0.5	<0.5	<1	<0.5	<0.5	<0.5	<1	<1.5	<1	<0.5	<50	<50	<50	<50
92602190	MW-65_20220502	MW-65	05/02/2022	<5	<0.5	<0.5	<0.5	<0.5	<0.5	<5	<0.5	<0.5	<1	<0.5	<1	<0.5	<0.5	<0.5	<0.5	<0.5	<2	<0.5	<2	<0.5	<2	<0.5	<0.5	<0.5	<0.5	<0.5	<1	<0.5	<0.5	<0.5	<1	<1.5	<1	<0.5	<50	<50	<50	<50
92607180	MW-65_20220531	MW-65	05/31/2022	<5	<0.5	<0.5	<0.5	<0.5	<0.5	<5	<0.5	<0.5	<1	<0.5	<1	<0.5	<0.5	<0.5	<0.5	<0.5	<2	<0.5	<2	<0.5	<2	<0.5	<0.5	<0.5	<0.5	<0.5	<1	<0.5	<0.5	<0.5	<1	<1.5	<1	<0.5	<50	<50	<50	<50
MW-66																																										
92515387	MW-66_20210107	MW-66	01/07/2021	**107**	<0.5	<0.5	<0.5	**2.8**	<0.5	<5	<0.5	<0.5	<1	**12**	<1	<0.5	**0.63**	<0.5	<0.5	<0.5	<2	<0.5	<2	<0.5	<2	<0.5	<0.5	<0.5	<0.5	<0.5	<1	<0.5	<0.5	<0.5	<1	<1.5	<1	<0.5	<100	<100	<100	<100
92522125	MW-66_20210212	MW-66	02/12/2021	<5	<0.5	<0.5	<0.5	**2.5**	<0.5	<5	<0.5	<0.5	<1	**8.6**	<1	<0.5	**0.62**	<0.5	<0.5	<0.5	<2	<0.5	<2	<0.5	<2	<0.5	<0.5	<0.5	**3**	<0.5	<1	<0.5	<0.5	<0.5	<1	**2.49**	**1.6**	**0.89**	**165**	<100	<100	**165**
92526989	MW-66_20210310	MW-66	03/10/2021	**5.9**	<0.5	<0.5	<0.5	**2.2**	<0.5	<5	<0.5	<0.5	<1	**8.5**	<1	<0.5	**0.55**	<0.5	<0.5	<0.5	<2	<0.5	<2	<0.5	<2	<0.5	<0.5	<0.5	<0.5	<0.5	<1	<0.5	<0.5	<0.5	<1	<1.5	<1	<0.5	<100	<100	<100	<100
92531227	MW-66_20210405	MW-66	04/05/2021	<5	<0.5	<0.5	<0.5	**1.4**	<0.5	<5	<0.5	<0.5	<1	**5.3**	<1	<0.5	<0.5	<0.5	<0.5	<0.5	<2	<0.5	<2	<0.5	<2	<0.5	<0.5	<0.5	<0.5	<0.5	<1	<0.5	<0.5	<0.5	<1	<1.5	<1	<0.5	<50	<50	<50	<50
92536738	MW-66_20210504	MW-66	05/04/2021	<5	<0.5	<0.5	<0.5	**1.0**	<0.5	<5	<0.5	<0.5	<1	**4.0**	<1	<0.5	<0.5	<0.5	<0.5	<0.5	<2	<0.5	<2	<0.5	<2	<0.5	<0.5	<0.5	<0.5	<0.5	<1	<0.5	<0.5	<0.5	<1	<1	<1	<0.5	<50	<50	<50	<50
92541705	MW-66_20210601	MW-66	06/01/2021	<5	<0.5	<0.5	<0.5	**1.1**	<0.5	<5	<0.5	<0.5	<1	**4.5**	<1	<0.5	<0.5	<0.5	<0.5	<0.5	<2	<0.5	<2	<0.5	<2	<0.5	<0.5	<0.5	<0.5	<0.5	<1	<0.5	<0.5	<0.5	<1	<1.5	<1	<0.5	<50	<50	<50	<50
92547901	MW-66_20210706	MW-66	07/06/2021	**11.6**	<0.5	<0.5	<0.5	**1.2**	<0.5	<5	<0.5	<0.5	<1	**4.7**	<1	<0.5	<0.5	<0.5	<0.5	<0.5	<2	<0.5	<2	<0.5	<2	<0.5	<0.5	<0.5	<0.5	<0.5	<1	<0.5	<0.5	<0.5	<1	<1.5	<1	<0.5	<50	<50	<50	<50
92552929	MW-66_20210802	MW-66	08/02/2021	<5	<0.5	<0.5	<0.5	**0.93**	<0.5	<5	<0.5	<0.5	<1	**3.6**	<1	<0.5	<0.5	<0.5	<0.5	<0.5	<2	<0.5	<2	<0.5	<2	<0.5	<0.5	<0.5	<0.5	<0.5	<1	<0.5	<0.5	<0.5	<1	<1.5	<1	<0.5	<50	<50	<50	<50
92558450	MW-66_20210830	MW-66	08/30/2021	<5	<0.5	<0.5	**1.1**	<0.5	<0.5	<5	<0.5	<0.5	<1	**5.2**	<1	<0.5	<0.5	<0.5	<0.5	<0.5	<2	<0.5	<2	<0.5	<2	<0.5	<0.5	<0.5	<0.5	<0.5	<1	<0.5	<0.5	<0.5	<1	<1	<1	<0.5	<50	<50	<50	<50
92564679	MW-66_20211004	MW-66	10/04/2021	**5.0J**	<0.5	<0.5	<0.5	**1.6**	<1	<5	<0.5	<0.5	<0.5	**5.5**	<0.6	<0.5	**0.41J**	<0.5	<0.5	<0.5	<0.6	<0.5	<5	<0.5	<0.5	<0.5	<0.5	<0.5	<0.5	<0.5	<0.5	<0.5	<0.5	<0.5	<0.5	<1.5	<1	<0.5	<100	<100	<100	NA
92569880	MW-66_20211101	MW-66	11/01/2021	<5	<0.5	<0.5	<0.5	**1.4**	<0.5	<5	<0.5	<0.5	<1	**5.7**	<1	<0.5	**0.39J**	<0.5	<0.5	<0.5	<2	<0.5	<2	<0.5	<2	<0.5	<0.5	<0.5	<0.5	<0.5	<1	<0.5	<0.5	<0.5	<1	<1.5	<1	<0.5	<50	<50	<50	<50
92574894	MW-66_20211130	MW-66	11/30/2021	<5	<0.5	<0.5	<0.5	**1.8**	<0.5	<5	<0.5	<0.5	<1	**6.5**	<1	<0.5	**0.44J**	<0.5	<0.5	<0.5	<2	<0.5	<2	<0.5	<2	<0.5	<0.5	<0.5	<0.5	<0.5	<1	<0.5	<0.5	<0.5	<1	<1.5	<1	<0.5	<50	<50	<50	<50
92580646 92580647	MW-66_20220103	MW-66	01/03/2022	**46.9**	<0.5	<0.5	<0.5	**1.5**	<0.5	<5	<0.5	<0.5	<1	**7.4**	<1	<0.5	<0.5	<0.5	<0.5	<0.5	<2	<0.5	<2	<0.5	<2	<0.5	<0.5	<0.5	<0.5	<0.5	<1	<0.5	<0.5	<0.5	<1	<1.5	<1	<0.5	<50	<50	<50	<50
92585315	MW-66_20220131	MW-66	01/31/2022	**7.1**	<0.5	<0.5	<0.5	**1.1**	<0.5	<5	<0.5	<0.5	<1	**4.7**	<1	<0.5	<0.5	<0.5	<0.5	<0.5	<2	<0.5	<2	<0.5	<2	<0.5	<0.5	<0.5	<0.5	<0.5	<1	<0.5	<0.5	<0.5	<1	<1.5	<1	<0.5	<50	<50	<50	<50
92590512	MW-66_20220228	MW-66	02/28/2022	**19.7J**	<0.5	<0.5	<0.5	**1.1**	<0.5	<5	<0.5	<0.5	<1	**4.3**	<1	<0.5	<0.5	<0.5	<0.5	<0.5	<2	<0.5	<2	<0.5	<2	<0.5	<0.5	<0.5	<0.5	<0.5	<1	<0.5	<0.5	<0.5	<1	<1.5	<1	<0.5	<50	<50	<50	<50
92596957	MW-66_20220404	MW-66	04/04/2022	**23.5**	<0.5	<0.5	<0.5	**1.0**	<0.5	<5	<0.5	<0.5	<1	**4.0**	<1	<0.5	<0.5	<0.5	<0.5	<0.5	<2	<0.5	<2	<0.5	<2	<0.5	<0.5	<0.5	<0.5	<0.5	<1	<0.5	<0.5	<0.5	<1	<1.5	<1	<0.5	<50	<50	<50	<50
92602442	MW-66_20220503	MW-66	05/03/2022	**4.8J**	<0.5	<0.5	<0.5	**0.80**	<0.5	<5	<0.5	<0.5	<1	**3.2**	<1	<0.5	**0.46J**	<0.5	<0.5	<0.5	<2	<0.5	<2	<0.5	<2	<0.5	<0.5	<0.5	<0.5	<0.5	<1	<0.5	<0.5	<0.5	<1	<1.5	<1	<0.5	<50	<50	<50	**55.9**
92607179	MW-66_20220531	MW-66	05/31/2022	**3.6J**	<0.5	<0.5	<0.5	**0.38J**	<0.5	<5	<0.5	<0.5	<1	<0.5	<1	<0.5	<0.5	<0.5	<0.5	<0.5	<2	<0.5	<2	<0.5	<2	<0.5	<0.5	<0.5	<0.5	<0.5	<1	<0.5	<0.5	<0.5	<1	<1.5	<1	<0.5	<50	<50	<50	<50
MW-67																																										
92515387	MW- 67_20210107	MW-67	01/07/2021	**23.2**	<0.5	<0.5	<0.5	<0.5	<0.5	<5	<0.5	<0.5	<1	**1.5**	<1	<0.5	<0.5	<0.5	<0.5	<0.5	<2	<0.5	<2	<0.5	<2	<0.5	<0.5	<0.5	**106**	<0.5	<1	<0.5	<0.5	<0.5	<1	<1.5	<1	<0.5	**116**	<100	<100	**116**
92522125	MW-67_20210212	MW-67	02/12/2021	<5	<0.5	<0.5	<0.5	<0.5	<0.5	<5	<0.5	<0.5	<1	<0.5	<1	<0.5	<0.5	<0.5	<0.5	<0.5	<2	<0.5	<2	<0.5	<2	<0.5	<0.5	<0.5	**8.2**	<0.5	<1	<0.5	<0.5	<0.5	<1	**1.99**	**1.4**	**0.59**	<100	<100	<100	<100
92526617	MW-67_20210309	MW-67	03/09/2021	<5	<0.5	<0.5	<0.5	<0.5	<0.5	<5	<0.5	<0.5	<1	<0.5	<1	<0.5	<0.5	<0.5	<0.5	<0.5	<2	<0.5	<2	<0.5	<2	<0.5	<0.5	<0.5	**4.8**	<0.5	<1	<0.5	<0.5	<0.5	<1	<1.5	<1	<0.5	<100	<100	<100	<100
92526617	DUP-1-20210309	MW-67	03/09/2021	<5	<0.5	<0.5	<0.5	<0.5	<0.5	<5	<0.5	<0.5	<1	<0.5	<1	<0.5	<0.5	<0.5	<0.5	<0.5	<2	<0.5	<2	<0.5	<2	<0.5	<0.5	<0.5	**4.1**	<0.5	<1	<0.5	<0.5	<0.5	<1	<1.5	<1	<0.5	<100	<100	<100	<100
92531227	MW-67_20210405	MW-67	04/05/2021	<5	<0.5	<0.5	<0.5	<0.5	<0.5	<5	<0.5	<0.5	<1	<0.5	<1	<0.5	<0.5	<0.5	<0.5	<0.5	<2	<0.5	<2	<0.5	<2	<0.5	<0.5	<0.5	**3.1**	<0.5	<1	<0.5	<0.5	<0.5	<1	<1.5	<1	<0.5	<50	<50	<50	<50
92536429	MW-67_20210503	MW-67	05/03/2021	<5	<0.5	<0.5	<0.5	<0.5	<0.5	<5	<0.5	<0.5	<1	<0.5	<1	<0.5	<0.5	<0.5	<0.5	<0.5	<2	<0.5	<2	<0.5	<2	<0.5	<0.5	<0.5	**0.75**	<0.5	<1	<0.5	<0.5	<0.5	<1	<1.5	<1	<0.5	<50	<50	<50	<50
92541705	MW-67_20210601	MW-67	06/01/2021	<5	<0.5	<0.5	<0.5	<0.5	<0.5	<5	<0.5	<0.5	<1	<0.5	<1	<0.5	<0.5	<0.5	<0.5	<0.5	<2	<0.5	<2	<0.5	<2	<0.5	<0.5	<0.5	**2.4**	<0.5	<1	<0.5	<0.5	<0.5	<1	<1.5	<1	<0.5	<50	<50	<50	<50
92547901	MW-67_20210706	MW-67	07/06/2021	**5.9**	<0.5	<0.5	<0.5	<0.5	<0.5	<5	<0.5	<0.5	<1	<0.5	<1	<0.5	<0.5	<0.5	<0.5	<0.5	<2	<0.5	<2	<0.5	<2	<0.5	<0.5	<0.5	<0.5	<0.5	<1	<0.5	<0.5	<0.5	<1	<1.5	<1	<0.5	<50	<50	<50	<50
92552929	MW-67_20210802	MW-67	08/02/2021	<5	<0.5	<0.5	<0.5	<0.5	<0.5	<5	<0.5	<0.5	<1	<0.5	<1	<0.5	<0.5	<0.5	<0.5	<0.5	<2	<0.5	<2	<0.5	<2	<0.5	<0.5	<0.5	<0.5	<0.5	<1	<0.5	<0.5	<0.5	<1	<1.5	<1	<0.5	<50	<50	<50	<50
92552929	DUP-1 20210802	MW-67	08/02/2021	<5	<0.5	<0.5	<0.5	<0.5	<0.5	<5	<0.5	<0.5	<1	<0.5	<1	<0.5	<0.5	<0.5	<0.5	<0.5	<2	<0.5	<2	<0.5	<2	<0.5	<0.5	<0.5	<0.5	<0.5	<1	<0.5	<0.5	<0.5	<1	<1.5	<1	<0.5	<50	<50	<50	<50
92558450	MW-67_20210830	MW-67	08/30/2021	<5	<0.5	<0.5	<0.5	<0.5	<0.5	<5	<0.5	<0.5	<1	<0.5	<1	<0.5	<0.5	<0.5	<0.5	<0.5	<2	<0.5	<2	<0.5	<2	<0.5	<0.5	<0.5	<0.5	<0.5	<1	<0.5	<0.5	<0.5	<1	<1	<1	<0.5	<50	<50	<50	<50
92558450	DUP-1-20210830	MW-67	08/30/2021	<5	<0.5	<0.5	<0.5	<0.5	<0.5	<5	<0.5	<0.5	<1	<0.5	<1	<0.5	<0.5	<0.5	<0.5	<0.5	<2	<0.5	<2	<0.5	<2	<0.5	<0.5	<0.5	<0.5	<0.5	<1	<0.5	<0.5	<0.5	<1	<1	<1	<0.5	<50	<50	<50	<50
92564679	MW-67_20211004	MW-67	10/04/2021	<5.0	<0.5	<0.5	<0.5	<0.5	<1	<5	<0.5	<0.5	<0.5	<0.5	<0.6	<0.5	<0.5	<0.5	<0.5	<0.5	<0.6	<0.5	<5	<0.5	<0.5	<0.5	<0.5	<0.5	<0.5	<0.5	<0.5	<0.5	<0.5	<0.5	<0.5	<1.5	<1	<0.5	<100	<100	<100	NA
92564679	DUP-1-20211004	MW-67	10/04/2021	<5.0	<0.5	<0.5	<0.5	<0.5	<1	<5	<0.5	<0.5	<0.5	<0.5	<0.6	<0.5	<0.5	<0.5	<0.5	<0.5	<0.6	<0.5	<5	<0.5	<0.5	<0.5	<0.5	<0.5	<0.5	<0.5	<0.5	<0.5	<0.5	<0.5	<0.5	<1.5	<1	<0.5	<100	<100	<100	NA
92569880	MW-67_20211101	MW-67	11/01/2021	<5	<0.5	<0.5	<0.5	<0.5	<0.5	<5	<0.5	<0.5	<1	<0.5	<1	<0.5	<0.5	<0.5	<0.5	<0.5	<2	<0.5	<2	<0.5	<2	<0.5	<0.5	<0.5	<0.5	<0.5	<1	<0.5	<0.5	<0.5	<1	<1.5	<1	<0.5	<50	<50	<50	<50
92569880	DUP-2-20211101	MW-67	11/01/2021	<5	<0.5	<0.5	<0.5	<0.5	<0.5	<5	<0.5	<0.5	<1	<0.5	<1	<0.5	<0.5	<0.5	<0.5	<0.5	<2	<0.5	<2	<0.5	<2	<0.5	<0.5	<0.5	<0.5	<0.5	<1	<0.5	<0.5	<0.5	<1	<1.5	<1	<0.5	<50	<50	<50	<50
92574894	MW-67_20211130	MW-67	11/30/2021	<5	<0.5	<0.5	<0.5	<0.5	<0.5	<5	<0.5	<0.5	<1	<0.5	<1	<0.5	<0.5	<0.5	<0.5	<0.5	<2	<0.5	<2	<0.5	<2	<0.5	<0.5	<0.5	<0.5	<0.5	<1	<0.5	<0.5	<0.5	<1	<1.5	<1	<0.5	<50	<50	<50	<50
92580646 92580647	MW-67_20220103	MW-67	01/03/2022	**0.72J**	<0.5	<0.5	<0.5	<0.5	<0.5	<5	<0.5	<0.5	<1	<0.5	<1	<0.5	<0.5	<0.5	<0.5	<0.5	<2	<0.5	<2	<0.5	<2	<0.5	<0.5	<0.5	<0.5	<0.5	<1	<0.5	<0.5	<0.5	<1	<1.5	<1	<0.5	<50	<50	<50	<50
92585315	MW-67_20220131	MW-67	01/31/2022	<5	<0.5	<0.5	<0.5	<0.5	<0.5	<5	<0.5	<0.5	<1	<0.5	<1	<0.5	<0.5	<0.5	<0.5	<0.5	<2	<0.5	<2	<0.5	<2	<0.5	<0.5	<0.5	<0.5	<0.5	<1	<0.5	<0.5	<0.5	<1	<1.5	<1	<0.5	<50	<50	<50	<50
92590512	MW-67_20220228	MW-67	02/28/2022	**0.6J**	<0.5	<0.5	<0.5	<0.5	<0.5	<5	<0.5	<0.5	<1	<0.5	<1	<0.5	<0.5	<0.5	<0.5	<0.5	<2	<0.5	<2	<0.5	<2	<0.5	<0.5	<0.5	<0.5	<0.5	<1	<0.5	<0.5	<0.5	<1	<1.5	<1	<0.5	<50	<50	<50	<50
92596957	MW-67_20220404	MW-67	04/04/2022	**6.4**	<0.5	<0.5	<0.5	<0.5	<0.5	<5	<0.5	<0.5	<1	<0.5	<1	<0.5	<0.5	<0.5	<0.5	<0.5	<2	<0.5	<2	<0.5	<2	<0.5	<0.5	<0.5	<0.5	<0.5	<1	<0.5	<0.5	<0.5	<1	<1.5	<1	<0.5	<50	<50	<50	<50
92602442	MW-67_20220503	MW-67	05/03/2022	**2.7J**	<0.5	<0.5	<0.5	<0.5	<0.5	<5	<0.5	<0.5	<1	<0.5	<1	<0.5	<0.5	<0.5	<0.5	<0.5	<2	<0.5	<2	<0.5	<2	<0.5	<0.5	<0.5	<0.5	<0.5	<1	<0.5	<0.5	<0.5	<1	<1.5	<1	<0.5	<50	<50	<50	<50
92607179	MW-67_20220531	MW-67	05/31/2022	**1.6J**	<0.5	<0.5	<0.5	<0.5	<0.5	<5	<0.5	<0.5	<1	<0.5	<1	<0.5	<0.5	<0.5	<0.5	<0.5	<2	<0.5	<2	<0.5	<2	<0.5	<0.5	<0.5	<0.5	<0.5	<1	<0.5	<0.5	<0.5	<1	<1.5	<1	<0.5	<50	<50	<50	<50

Table 5A
Summary of Monitoring Well Sampling Results

Colonial Pipeline Company
2020-L1-SR2448
Huntersville, North Carolina

Lab Report Number	Sample ID	Well ID	Sample Date	Metals (µg/L)	VOCs (µg/L)																																	MADEP VPH (µg/L)			
				Lead	Benzene	Bromobenzene	Bromochloromethane	Bromodichloromethane	Bromoform	Bromomethane	n-Butylbenzene	sec-Butylbenzene	Chloroethane	Chloroform	Chloromethane	2-Chlorotoluene	Dibromochloromethane	1,2-Dichloroethane	Diisopropyl ether	Ethylbenzene	Hexachloro-1,3-butadiene	Isopropylbenzene (Cumene)	Methylene Chloride	Methyl-tert-butyl ether	Naphthalene	n-Propylbenzene	Styrene	Tetrachloroethene	Toluene	Trichloroethene	Trichlorofluoromethane	1,2,3-Trichloropropane	1,2,4-Trimethylbenzene	1,3,5-Trimethylbenzene	Vinyl chloride	Xylene (Total)	m&p-Xylene	o-Xylene	C5 - C8 Aliphatics	C9 - C12 Aliphatics	C9 - C10 Aromatics	VPH (Total)
NCAC 2L Standards				**15**	**1**	**NE**	**NE**	**0.6**	**4**	**10**	**70**	**70**	**3000**	**70**	**3**	**100**	**0.4**	**0.4**	**70**	**600**	**0.4**	**70**	**5**	**20**	**6**	**70**	**70**	**0.7**	**600**	**3**	**2000**	**0.005**	**400**	**400**	**0.03**	**500**	**500**	**500**	**400**	**700**	**200**	**NE**
IMAC Standards				**--**	**--**	**--**	**--**	**--**	**--**	**--**	**--**	**--**	**--**	**--**	**--**	**--**	**--**	**--**	**--**	**--**	**--**	**--**	**--**	**--**	**--**	**--**	**--**	**--**	**--**	**--**	**--**	**--**	**--**	**--**	**--**	**--**	**--**	**--**	**--**	**--**	**--**
MW-68																																										
92515387	MW- 68_20210107	MW-68	01/07/2021	**99.2**	<0.5	<0.5	<0.5	<0.5	<0.5	<5	<0.5	<0.5	<1	<0.5	<1	<0.5	<0.5	<0.5	<0.5	<0.5	<2	<0.5	<2	<0.5	<2	<0.5	<0.5	<0.5	<0.5	<0.5	<1	<0.5	<0.5	<0.5	<1	<1.5	<1	<0.5	<100	<100	<100	<100
92522266	MW-68_20210215	MW-68	02/15/2021	**15.5**	<0.5	<0.5	<0.5	<0.5	<0.5	<5	<0.5	<0.5	<1	<0.5	<1	<0.5	<0.5	<0.5	<0.5	<0.5	<2	<0.5	<2	<0.5	<2	<0.5	<0.5	<0.5	<0.5	<0.5	<1	<0.5	<0.5	<0.5	<1	<1.5	<1	<0.5	<100	<100	<100	<100
92526617	MW-68_20210309	MW-68	03/09/2021	**5.9**	<0.5	<0.5	<0.5	<0.5	<0.5	<5	<0.5	<0.5	<1	<0.5	<1	<0.5	<0.5	<0.5	<0.5	<0.5	<2	<0.5	<2	<0.5	<2	<0.5	<0.5	<0.5	<0.5	<0.5	<1	<0.5	<0.5	<0.5	<1	<1.5	<1	<0.5	<100	<100	<100	<100
92531227	MW-68_20210405	MW-68	04/05/2021	**6.6**	<0.5	<0.5	<0.5	<0.5	<0.5	<5	<0.5	<0.5	<1	<0.5	<1	<0.5	<0.5	<0.5	<0.5	<0.5	<2	<0.5	<2	<0.5	<2	<0.5	<0.5	<0.5	<0.5	<0.5	<1	<0.5	<0.5	<0.5	<1	<1.5	<1	<0.5	<50	<50	<50	<50
92536738	MW-68_20210504	MW-68	05/04/2021	<5	<0.5	<0.5	<0.5	<0.5	<0.5	<5	<0.5	<0.5	<1	<0.5	<1	<0.5	<0.5	<0.5	<0.5	<0.5	<2	<0.5	<2	<0.5	<2	<0.5	<0.5	<0.5	<0.5	<0.5	<1	<0.5	<0.5	<0.5	<1	<1.5	<1	<0.5	<50	<50	<50	<50
92541705	MW-68_20210601	MW-68	06/01/2021	<5	<0.5	<0.5	<0.5	<0.5	<0.5	<5	<0.5	<0.5	<1	<0.5	<1	<0.5	<0.5	<0.5	<0.5	<0.5	<2	<0.5	<2	<0.5	<2	<0.5	<0.5	<0.5	<0.5	<0.5	<1	<0.5	<0.5	<0.5	<1	<1.5	<1	<0.5	<50	<50	<50	<50
92547901	MW-68_20210706	MW-68	07/06/2021	<5	<0.5	<0.5	<0.5	<0.5	<0.5	<5	<0.5	<0.5	<1	<0.5	<1	<0.5	<0.5	<0.5	<0.5	<0.5	<2	<0.5	<2	<0.5	<2	<0.5	<0.5	<0.5	<0.5	<0.5	<1	<0.5	<0.5	<0.5	<1	<1.5	<1	<0.5	<50	<50	<50	<50
92552929	MW-68_20210802	MW-68	08/02/2021	**5.2**	<0.5	<0.5	<0.5	<0.5	<0.5	<5	<0.5	<0.5	<1	<0.5	<1	<0.5	<0.5	<0.5	<0.5	<0.5	<2	<0.5	<2	<0.5	<2	<0.5	<0.5	<0.5	<0.5	<0.5	<1	<0.5	<0.5	<0.5	<1	<1.5	<1	<0.5	<50	<50	<50	<50
92558450	MW-68_20210830	MW-68	08/30/2021	**16.7**	<0.5	<0.5	<0.5	<0.5	<0.5	<5	<0.5	<0.5	<1	<0.5	<1	<0.5	<0.5	<0.5	<0.5	<0.5	<2	<0.5	<2	<0.5	<2	<0.5	<0.5	<0.5	<0.5	<0.5	<1	<0.5	<0.5	<0.5	<1	<1	<1	<0.5	<50	<50	<50	<50
92564679	MW-68_20211004	MW-68	10/04/2021	**5.9**	<0.5	<0.5	<0.5	<0.5	<1	<5	<0.5	<0.5	<0.5	<0.5	<0.6	<0.5	<0.5	<0.5	<0.5	<0.5	<0.6	<0.5	<5	<0.5	<0.5	<0.5	<0.5	<0.5	<0.5	<0.5	<0.5	<0.5	<0.5	<0.5	<0.5	<1.5	<1	<0.5	<100	<100	<100	NA
92569880	MW-68_20211101	MW-68	11/01/2021	<5	<0.5	<0.5	<0.5	<0.5	<0.5	<5	<0.5	<0.5	<1	<0.5	<1	<0.5	<0.5	<0.5	<0.5	<0.5	<2	<0.5	<2	<0.5	<2	<0.5	<0.5	<0.5	<0.5	<0.5	<1	<0.5	<0.5	<0.5	<1	<1.5	<1	<0.5	<50	<50	<50	<50
92574894	MW-68_20211130	MW-68	11/30/2021	**7.2**	<0.5	<0.5	<0.5	<0.5	<0.5	<5	<0.5	<0.5	<1	<0.5	<1	<0.5	<0.5	<0.5	<0.5	<0.5	<2	<0.5	<2	<0.5	<2	<0.5	<0.5	<0.5	<0.5	<0.5	<1	<0.5	<0.5	<0.5	<1	<1.5	<1	<0.5	<50	<50	<50	<50
92580646 92580647	MW-68_20220103	MW-68	01/03/2022	**5.5**	<0.5	<0.5	<0.5	<0.5	<0.5	<5	<0.5	<0.5	<1	<0.5	<1	<0.5	<0.5	<0.5	<0.5	<0.5	<2	<0.5	<2	<0.5	<2	<0.5	<0.5	<0.5	<0.5	<0.5	<1	<0.5	<0.5	<0.5	<1	<1.5	<1	<0.5	<50	<50	<50	<50
92585315	MW-68_20220131	MW-68	01/31/2022	<5	<0.5	<0.5	<0.5	<0.5	<0.5	<5	<0.5	<0.5	<1	<0.5	<1	<0.5	<0.5	<0.5	<0.5	<0.5	<2	<0.5	<2	<0.5	<2	<0.5	<0.5	<0.5	<0.5	<0.5	<1	<0.5	<0.5	<0.5	<1	<1.5	<1	<0.5	<50	<50	<50	<50
92590512	MW-68_20220228	MW-68	02/28/2022	**0.55J**	<0.5	<0.5	<0.5	<0.5	<0.5	<5	<0.5	<0.5	<1	<0.5	<1	<0.5	<0.5	<0.5	<0.5	<0.5	<2	<0.5	<2	<0.5	<2	<0.5	<0.5	<0.5	<0.5	<0.5	<1	<0.5	<0.5	<0.5	<1	<1.5	<1	<0.5	<50	<50	<50	<50
92596957	MW-68_20220404	MW-68	04/04/2022	**16.8**	<0.5	<0.5	<0.5	<0.5	<0.5	<5	<0.5	<0.5	<1	<0.5	<1	<0.5	<0.5	<0.5	<0.5	<0.5	<2	<0.5	<2	<0.5	<2	<0.5	<0.5	<0.5	<0.5	<0.5	<1	<0.5	<0.5	<0.5	<1	<1.5	<1	<0.5	<50	<50	<50	<50
92602442	MW-68_20220503	MW-68	05/03/2022	**14.1**	<0.5	<0.5	<0.5	<0.5	<0.5	<5	<0.5	<0.5	<1	<0.5	<1	<0.5	<0.5	<0.5	<0.5	<0.5	<2	<0.5	<2	<0.5	<2	<0.5	<0.5	<0.5	<0.5	<0.5	<1	<0.5	<0.5	<0.5	<1	<1.5	<1	<0.5	<50	<50	<50	<50
92607179	MW-68_20220531	MW-68	05/31/2022	**14.7**	<0.5	<0.5	<0.5	<0.5	<0.5	<5	<0.5	<0.5	<1	<0.5	<1	<0.5	<0.5	<0.5	<0.5	<0.5	<2	<0.5	<2	<0.5	<2	<0.5	<0.5	<0.5	<0.5	<0.5	<1	<0.5	<0.5	<0.5	<1	<1.5	<1	<0.5	<50	<50	<50	<50
MW-69																																										
92515214	MW-69_20210106	MW-69	01/06/2021	**123**	<0.5	<0.5	<0.5	**0.55**	<0.5	<5	<0.5	<0.5	<1	**4.6**	<1	<0.5	<0.5	<0.5	<0.5	<0.5	<2	<0.5	<2	<0.5	<2	<0.5	<0.5	<0.5	<0.5	<0.5	<1	<0.5	<0.5	<0.5	<1	<1.5	<1	<0.5	<100	<100	<100	<100
92521555	MW-69_20210210	MW-69	02/10/2021	**40.3**	<0.5	<0.5	<0.5	<0.5	<0.5	<5	<0.5	<0.5	<1	**2.8**	<1	<0.5	<0.5	<0.5	<0.5	<0.5	<2	<0.5	<2	<0.5	<2	<0.5	<0.5	<0.5	<0.5	<0.5	<1	<0.5	<0.5	<0.5	<1	<1.5	<1	<0.5	<100	<100	<100	<100
92527327	MW-69_20210311	MW-69	03/11/2021	<5	<0.5	<0.5	<0.5	**0.99**	<0.5	<5	<0.5	<0.5	<1	**5.4**	<1	<0.5	<0.5	<0.5	<0.5	<0.5	<2	<0.5	<2	<0.5	<2	<0.5	<0.5	<0.5	<0.5	<0.5	<1	<0.5	<0.5	<0.5	<1	<1.5	<1	<0.5	<50	<50	<50	<50
92532417	MW-69_20210408	MW-69	04/08/2021	**9.1**	<0.5	<0.5	<0.5	**1.1**	<0.5	<5	<0.5	<0.5	<1	**5.5**	<1	<0.5	<0.5	<0.5	**0.64**	<0.5	<2	<0.5	<2	<0.5	<2	<0.5	<0.5	<0.5	<0.5	<0.5	<1	<0.5	<0.5	<0.5	<1	<1.5	<1	<0.5	<50	<50	<50	<50
92537784	MW-69_20210507	MW-69	05/07/2021	<5	<0.5	<0.5	<0.5	**3.4**	<0.5	<5	<0.5	<0.5	<1	**18.7**	<1	<0.5	**0.77**	<0.5	**1.0**	<0.5	<2	<0.5	<2	<0.5	<2	<0.5	<0.5	<0.5	<0.5	<0.5	<1	<0.5	<0.5	<0.5	<1	<1.5	<1	<0.5	<50	<50	<50	<50
92542611	MW-69_20210604	MW-69	06/04/2021	<5	<0.5	<0.5	<0.5	**3.9**	<0.5	<5	<0.5	<0.5	<1	**20.2**	<1	<0.5	**0.88**	<0.5	**0.41J**	<0.5	<2	<0.5	<2	<0.5	<2	<0.5	<0.5	<0.5	<0.5	<0.5	<1	<0.5	<0.5	<0.5	<1	<1.5	<1	<0.5	<50	<50	<50	<50
92548527	MW-69_20210708	MW-69	07/08/2021	<5	<0.5	<0.5	<0.5	**2.7**	<0.5	<5	<0.5	<0.5	<1	**14.7**	<1	<0.5	**0.66**	<0.5	<0.5	<0.5	<2	<0.5	<2	<0.5	<2	<0.5	<0.5	<0.5	<0.5	<0.5	<1	<0.5	<0.5	<0.5	<1	<1.5	<1	<0.5	<50	<50	<50	<50
92553563	MW-69_20210804	MW-69	08/04/2021	<5	<0.5	<0.5	<0.5	**2.9**	<0.5	<5	<0.5	<0.5	<1	**15.4**	<1	<0.5	**0.72**	<0.5	<0.5	<0.5	<2	<0.5	<2	<0.5	<2	<0.5	<0.5	<0.5	<0.5	<0.5	<1	<0.5	<0.5	<0.5	<1	<1.5	<1	<0.5	<50	<50	<50	<50
92559014	MW-69_20210901	MW-69	09/01/2021	<5	<0.5	<0.5	<0.5	**2.1**	<0.5	<5	<0.5	<0.5	<1	**10.9**	<1	<0.5	**0.54**	<0.5	<0.5	<0.5	<2	<0.5	<2	<0.5	<2	<0.5	<0.5	<0.5	<0.5	<0.5	<1	<0.5	<0.5	<0.5	<1	<1.5	<1	<0.5	<50	<50	<50	<50
92564336	MW-69_20210929	MW-69	09/29/2021	<5.0	<0.5	<0.5	<0.5	**2.2**	<1	<5	<0.5	<0.5	<0.5	**14**	<0.6	<0.5	**0.40J**	<0.5	<0.5	<0.5	<0.6	<0.5	<5	<0.5	<0.5	<0.5	<0.5	<0.5	<0.5	<0.5	<0.5	<0.5	<0.5	<0.5	<0.5	<1.5	<1	<0.5	<100	<100	<100	NA
92570483	MW-69_20211103	MW-69	11/03/2021	**5.3**	<0.5	<0.5	<0.5	**1.3**	<0.5	<5	<0.5	<0.5	<1	**8.4**	<1	<0.5	<0.5	<0.5	<0.5	<0.5	<2	<0.5	<2	<0.5	<2	<0.5	<0.5	<0.5	<0.5	<0.5	<1	<0.5	<0.5	<0.5	<1	<1.5	<1	<0.5	<50	<50	<50	<50
92575654	MW-69_20211202	MW-69	12/02/2021	<5	<0.5	<0.5	<0.5	**1.6**	<0.5	<5	<0.5	<0.5	<1	**7.8**	<1	<0.5	**0.40J**	<0.5	<0.5	<0.5	<2	<0.5	<2	<0.5	<2	<0.5	<0.5	<0.5	<0.5	<0.5	<1	<0.5	<0.5	<0.5	<1	<1.5	<1	<0.5	<50	<50	<50	<50
92583376	MW-69_20220106	MW-69	01/06/2022	**1.6J**	<0.5	<0.5	<0.5	**1.0**	<0.5	<5	<0.5	<0.5	<1	**5.0**	<1	<0.5	<0.5	<0.5	<0.5	<0.5	<2	<0.5	<2	<0.5	<2	<0.5	<0.5	<0.5	<0.5	<0.5	<1	<0.5	<0.5	<0.5	<1	<1.5	<1	<0.5	<50	<50	<50	<50
92586178	MW-69_20220203	MW-69	02/03/2022	**31**	<0.5	<0.5	<0.5	**0.73**	<0.5	<5	<0.5	<0.5	<1	**4.1**	<1	<0.5	<0.5	<0.5	<0.5	<0.5	<2	<0.5	<2	<0.5	<2	<0.5	<0.5	<0.5	<0.5	<0.5	<1	<0.5	<0.5	<0.5	<1	<1.5	<1	<0.5	<50	<50	<50	<50
92591327	MW-69_20220303	MW-69	03/03/2022	**28.9**	<0.5	<0.5	<0.5	**0.40J**	<0.5	<5	<0.5	<0.5	<1	**2.7**	<1	<0.5	<0.5	<0.5	<0.5	<0.5	<2	<0.5	<2	<0.5	<2	<0.5	<0.5	<0.5	<0.5	<0.5	<1	<0.5	<0.5	<0.5	<1	<1.5	<1	<0.5	<50	<50	<50	<50
92603086	MW-69_20220505	MW-69	05/05/2022	**13.6**	<0.5	<0.5	<0.5	<0.5	<0.5	<5	<0.5	<0.5	<1	**1.3**	<1	<0.5	<0.5	<0.5	<0.5	<0.5	<2	<0.5	<2	<0.5	<2	<0.5	<0.5	<0.5	<0.5	<0.5	<1	<0.5	<0.5	<0.5	<1	<1.5	<1	<0.5	<50	<50	<50	<50
MW-70																																										
92515354	MW-70_20210107	MW-70	01/07/2021	**155**	<0.5	<0.5	<0.5	<0.5	<0.5	<5	<0.5	<0.5	<1	**1.4**	<1	<0.5	<0.5	<0.5	<0.5	<0.5	<2	<0.5	<2	<0.5	<2	<0.5	<0.5	<0.5	<0.5	<0.5	<1	<0.5	<0.5	<0.5	<1	<1.5	<1	<0.5	<100	<100	<100	<100
92522267	MW-70_20210215	MW-70	02/15/2021	**24.5**	<0.5	<0.5	<0.5	<0.5	<0.5	<5	<0.5	<0.5	<1	<0.5	<1	<0.5	<0.5	<0.5	<0.5	<0.5	<2	<0.5	<2	<0.5	<2	<0.5	<0.5	<0.5	<0.5	<0.5	<1	<0.5	<0.5	<0.5	<1	<1.5	<1	<0.5	<100	<100	<100	<100
92526262	MW-70_20210308	MW-70	03/08/2021	**9.8**	<0.5	<0.5	<0.5	<0.5	<0.5	<5	<0.5	<0.5	<1	**1.9**	<1	<0.5	<0.5	<0.5	<0.5	<0.5	<2	<0.5	<2	<0.5	<2	<0.5	<0.5	<0.5	<0.5	<0.5	<1	<0.5	<0.5	<0.5	<1	<1.5	<1	<0.5	<100	<100	<100	<100
92531238	MW-70_20210405	MW-70	04/05/2021	<5	<0.5	<0.5	<0.5	<0.5	<0.5	<5	<0.5	<0.5	<1	**1.5**	<1	<0.5	<0.5	<0.5	<0.5	<0.5	<2	<0.5	<2	<0.5	<2	<0.5	<0.5	<0.5	<0.5	<0.5	<1	<0.5	<0.5	<0.5	<1	<1.5	<1	<0.5	<50	<50	<50	<50
92536731	MW-70_20210504	MW-70	05/04/2021	<5	<0.5	<0.5	<0.5	**0.40J**	<0.5	<5	<0.5	<0.5	<1	**1.7**	<1	<0.5	<0.5	<0.5	<0.5	<0.5	<2	<0.5	<2	<0.5	<2	<0.5	<0.5	<0.5	<0.5	<0.5	<1	<0.5	<0.5	<0.5	<1	<1.5	<1	<0.5	<50	<50	<50	<50
92541706	MW-70_20210601	MW-70	06/01/2021	<5	<0.5	<0.5	<0.5	<0.5	<0.5	<5	<0.5	<0.5	<1	**0.85**	<1	<0.5	<0.5	<0.5	<0.5	<0.5	<2	<0.5	<2	<0.5	<2	<0.5	<0.5	<0.5	<0.5	<0.5	<1	<0.5	<0.5	<0.5	<1	<1.5	<1	<0.5	<50	<50	<50	<50
92547898	MW-70_20210706	MW-70	07/06/2021	<5	<0.5	<0.5	<0.5	<0.5	<0.5	<5	<0.5	<0.5	**0.46J**	<0.5	<1	<0.5	<0.5	<0.5	<0.5	<0.5	<2	<0.5	<2	<0.5	<2	<0.5	<0.5	<0.5	<0.5	<0.5	<1	<0.5	<0.5	<0.5	<1	<1.5	<1	<0.5	<50	<50	<50	<50
92552963	MW-70_20210802	MW-70	08/02/2021	**9.9**	<0.5	<0.5	<0.5	<0.5	<0.5	<5	<0.5	<0.5	<1	<0.5	<1	<0.5	<0.5	<0.5	<0.5	<0.5	<2	<0.5	<2	<0.5	<2	<0.5	<0.5	<0.5	<0.5	<0.5	<1	<0.5	<0.5	<0.5	<1	<1.5	<1	<0.5	<50	<50	<50	<50
92558448	MW-70_20210830	MW-70	08/30/2021	<5	<0.5	<0.5	<0.5	<0.5	<0.5	<5	<0.5	<0.5	<1	**0.42J**	<1	<0.5	<0.5	<0.5	<0.5	<0.5	<2	<0.5	<2	<0.5	<2	<0.5	<0.5	<0.5	<0.5	<0.5	<1	<0.5	<0.5	<0.5	<1	<1	<1	<0.5	<50	<50	<50	<50
92564680	MW-70_20211004	MW-70	10/04/2021	<5.0	<0.5	<0.5	<0.5	<0.5	<1	<5	<0.5	<0.5	<0.5	**0.28J**	<0.6	<0.5	<0.5	<0.5	<0.5	<0.5	<0.6	<0.5	<5	<0.5	<0.5	<0.5	<0.5	<0.5	<0.5	<0.5	<0.5	<0.5	<0.5	<0.5	<0.5	<1.5	<1	<0.5	<100	<100	<100	NA
92569881	MW-70_20211101	MW-70	11/01/2021	**4.9J**	<0.5	<0.5	<0.5	<0.5	<0.5	<5	<0.5	<0.5	<1	<0.5	<1	<0.5	<0.5	<0.5	<0.5	<0.5	<2	<0.5	<2	<0.5	<2	<0.5	<0.5	<0.5	<0.5	<0.5	<1	<0.5	<0.5	<0.5	<1	<1.5	<1	<0.5	<50	<50	<50	<50
92569881	DUP-1-20211101	MW-70	11/01/2021	<5	<0.5	<0.5	<0.5	<0.5	<0.5	<5	<0.5	<0.5	<1	<0.5	<1	<0.5	<0.5	<0.5	<0.5	<0.5	<2	<0.5	<2	<0.5	<2	<0.5	<0.5	<0.5	<0.5	<0.5	<1	<0.5	<0.5	<0.5	<1	<1.5	<1	<0.5	<50	<50	<50	<50
92574898	MW-70_20211130	MW-70	11/30/2021	<5	<0.5	<0.5	<0.5	<0.5	<0.5	<5	<0.5	<0.5	<1	<0.5	<1	<0.5	<0.5	<0.5	<0.5	<0.5	<2	<0.5	<2	<0.5	<2	<0.5	<0.5	<0.5	<0.5	<0.5	<1	<0.5	<0.5	<0.5	<1	<1.5	<1	<0.5	<50	<50	<50	<50
92580643 92580642	MW-70_20220103	MW-70	01/03/2022	**0.77J**	<0.5	<0.5	<0.5	<0.5	<0.5	<5	<0.5	<0.5	<1	<0.5	<1	<0.5	<0.5	<0.5	<0.5	<0.5	<2	<0.5	<2	<0.5	<2	<0.5	<0.5	<0.5	<0.5	<0.5	<1	<0.5	<0.5	<0.5	<1	<1.5	<1	<0.5	<50	<50	<50	<50
92585314	MW-70_20220131	MW-70	01/31/2022	<5	<0.5	<0.5	<0.5	<0.5	<0.5	<5	<0.5	<0.5	<1	<0.5	<1	<0.5	<0.5	<0.5	<0.5	<0.5	<2	<0.5	<2	<0.5	<2	<0.5	<0.5	<0.5	<0.5	<0.5	<1	<0.5	<0.5	<0.5	<1	<1.5	<1	<0.5	<50	<50	<50	<50
92590516	MW-70_20220228	MW-70	02/28/2022	**0.49J**	<0.5	<0.5	<0.5	<0.5	<0.5	<5	<0.5	<0.5	<1	<0.5	<1	<0.5	<0.5	<0.5	<0.5	<0.5	<2	<0.5	<2	<0.5	<2	<0.5	<0.5	<0.5	<0.5	<0.5	<1	<0.5	<0.5	<0.5	<1	<1.5	<1	<0.5	<50	<50	<50	<50

Table 5A
Summary of Monitoring Well Sampling Results

Colonial Pipeline Company
2020-L1-SR2448
Huntersville, North Carolina

Lab Report Number	Sample ID	Well ID	Sample Date	Metals (µg/L)	VOCs (µg/L)																																MADEP VPH (µg/L)			
				Lead	Benzene	Bromobenzene	Bromochloromethane	Bromodichloromethane	Bromoform	Bromomethane	n-Butylbenzene	sec-Butylbenzene	Chloroethane	Chloroform	Chloromethane	2-Chlorotoluene	Dibromochloromethane	1,2-Dichloroethane	Diisopropyl ether	Ethylbenzene	Hexachloro-1,3-butadiene	Isopropylbenzene (Cumene)	Methylene Chloride	Methyl-tert-butyl ether	Naphthalene	n-Propylbenzene	Styrene	Tetrachloroethene	Toluene	Trichloroethene	Trichlorofluoromethane	1,2,3-Trichloropropane	1,2,4-Trimethylbenzene	1,3,5-Trimethylbenzene	Vinyl chloride	Xylene (Total)	m&p-Xylene	o-Xylene	C5 - C8 Aliphatics	C9 - C12 Aliphatics	C9 - C10 Aromatics	VPH (Total)
NCAC 2L Standards				**15**	**1**	**NE**	**NE**	**0.6**	**4**	**10**	**70**	**70**	**3000**	**70**	**3**	**100**	**0.4**	**0.4**	**70**	**600**	**0.4**	**70**	**5**	**20**	**6**	**70**	**70**	**0.7**	**600**	**3**	**2000**	**0.005**	**400**	**400**	**0.03**	**500**	**500**	**500**	**400**	**700**	**200**	**NE**
IMAC Standards				**--**	**--**	**--**	**--**	**--**	**--**	**--**	**--**	**--**	**--**	**--**	**--**	**--**	**--**	**--**	**--**	**--**	**--**	**--**	**--**	**--**	**--**	**--**	**--**	**--**	**--**	**--**	**--**	**--**	**--**	**--**	**--**	**--**	**--**	**--**	**--**	**--**	**--**
92596954	MW-70_20220404	MW-70	04/04/2022	<5	<0.5	<0.5	<0.5	<0.5	<0.5	<5	<0.5	<0.5	<1	**0.35J**	<1	<0.5	<0.5	<0.5	<0.5	<0.5	<0.5	<2	<0.5	<2	<0.5	<2	<0.5	<0.5	<0.5	<0.5	<0.5	<1	<0.5	<0.5	<0.5	<1	<1.5	<1	<0.5	<50	<50	<50	<50
92602190	MW-70_20220502	MW-70	05/02/2022	<5	<0.5	<0.5	<0.5	<0.5	<0.5	<5	<0.5	<0.5	<1	<0.5	<1	<0.5	<0.5	<0.5	<0.5	<0.5	<2	<0.5	<2	<0.5	<2	<0.5	<0.5	<0.5	<0.5	<0.5	<0.5	<1	<0.5	<0.5	<0.5	<1	<1.5	<1	<0.5	<50	<50	<50	<50
92607180	MW-70_20220531	MW-70	05/31/2022	<5	<0.5	<0.5	<0.5	<0.5	<0.5	<5	<0.5	<0.5	<1	<0.5	<1	<0.5	<0.5	<0.5	<0.5	<0.5	<2	<0.5	<2	<0.5	<2	<0.5	<0.5	<0.5	<0.5	<0.5	<0.5	<1	<0.5	<0.5	<0.5	<1	<1.5	<1	<0.5	<50	<50	<50	<50
MW-71																																										
92521555	MW-71_20210210	MW-71	02/10/2021	**22.6**	<0.5	<0.5	<0.5	**1.3**	<0.5	<5	<0.5	<0.5	<1	**10.6**	<1	<0.5	<0.5	<0.5	<0.5	<0.5	<2	<0.5	<2	<0.5	<2	<0.5	<0.5	<0.5	**0.66**	<0.5	<1	<0.5	<0.5	<0.5	<1	<1.5	<1	<0.5	<100	<100	<100	<100
92527327	MW-71_20210311	MW-71	03/11/2021	<5	<0.5	<0.5	<0.5	**2.1**	<0.5	<5	<0.5	<0.5	<1	**11.6**	<1	<0.5	**0.54**	<0.5	<0.5	<0.5	<2	<0.5	<2	<0.5	<2	<0.5	<0.5	<0.5	<0.5	<0.5	<1	<0.5	<0.5	<0.5	<1	<1.5	<1	<0.5	<50	<50	<50	<50
92532417	MW-71_20210408	MW-71	04/08/2021	**94.2**	<0.5	<0.5	<0.5	<0.5	<0.5	<5	<0.5	<0.5	<1	**2.8**	<1	<0.5	<0.5	<0.5	<0.5	<0.5	<2	<0.5	<2	<0.5	<2	<0.5	<0.5	<0.5	<0.5	<0.5	<1	<0.5	<0.5	<0.5	<1	<1.5	<1	<0.5	<50	<50	<50	<50
92537784	MW-71_20210507	MW-71	05/07/2021	**64.1**	**16.7**	<0.5	<0.5	**0.73**	<0.5	<5	<0.5	<0.5	<1	**4.4**	<1	<0.5	<0.5	<0.5	**3.5**	**3.3**	<2	<0.5	<2	<0.5	<2	<0.5	<0.5	<0.5	**54.2**	<0.5	<1	<0.5	**1.1**	<0.5	<1	**18.7**	**11.4**	**7.3**	**329**	**57.7**	<50	**387**
92542611	MW-71_20210604	MW-71	06/04/2021	<5	**133**	<2	<2	<2	<2	<20	<2	<2	<4	**5.2**	<4	<2	<2	<2	**17.6**	**24.9**	<8	<2	<8	<2	**3.6J**	<2	<2	<2	**408**	<2	<4	<2	**5.7**	<2	<4	**116.3**	**65.9**	**50.4**	**3,030**	**411**	<50	**3,450**
92548527	MW-71_20210708	MW-71	07/08/2021	**12.2**	**248**	<2	<2	<2	<2	<20	<2	<2	<4	**3.7**	<4	<2	<2	<2	**30.1**	**22.4**	<8	<2	<8	<2	**5.9J**	<2	<2	<2	**480**	<2	<4	<2	**20.6**	**6.3**	<4	**291**	**173**	**118**	**3,760**	**668**	<100	**4,510**
92554137	MW-71_20210805	MW-71	08/05/2021	**15.8**	**153**	<2	<2	<2	<2	<20	<2	<2	<4	**3.4**	<4	<2	<2	<2	**36.8**	**22.6**	<8	<2	<8	<2	**10.5J**	<2	<2	<2	**746**	<2	<4	<2	**35.1**	<2	<4	**464**	**270**	**194**	**4,980**	**945**	**132**	**6,060**
92559360	MW-71_20210902	MW-71	09/02/2021	<5	**71.4**	<0.5	<0.5	**0.64**	<0.5	<5	<0.5	<0.5	<1	**4.5**	<1	<0.5	<0.5	<0.5	**21.4**	<0.5	<2	<0.5	<2	**0.49J**	**2.8J**	<0.5	<0.5	<0.5	**33.6**	<0.5	<1	<0.5	**2.7**	<0.5	<1	**89.4**	**26.6**	**62.8**	**650**	**197**	<50	**871**
92564084	MW-71_20210929	MW-71	09/29/2021	**4.8J**	**19**	<0.5	<0.5	**0.75**	<0.5	<2	<0.5	<0.5	<0.5	**3.8**	<2	<0.5	<0.5	<0.5	**12**	**0.31J**	<0.6	<0.5	<5	**0.31J**	**0.29J**	<0.5	<0.5	<0.5	**18**	<0.5	<0.5	<0.5	**0.84**	**0.47J**	<0.5	**28**	**11**	**17**	**150**	<100	<100	NA
92570483	MW-71_20211103	MW-71	11/03/2021	<5	**5.6**	<0.5	<0.5	**0.32J**	<0.5	<5	<0.5	<0.5	<1	**2.7**	<1	<0.5	<0.5	<0.5	**7.5**	<0.5	<2	<0.5	<2	<0.5	<2	<0.5	<0.5	<0.5	**3.2**	<0.5	<1	<0.5	<0.5	<0.5	<1	**6.7**	**3.8**	**2.9**	<50	<50	<50	**61.2**
92575654	MW-71_20211202	MW-71	12/02/2021	<5	**0.95**	<0.5	<0.5	**0.7**	<0.5	<5	<0.5	<0.5	<1	**4.1**	<1	<0.5	<0.5	<0.5	**5.2**	<0.5	<2	<0.5	<2	<0.5	<2	<0.5	<0.5	<0.5	**1.0**	<0.5	<1	<0.5	<0.5	<0.5	<1	**0.42J**	<1	**0.42J**	<50	<50	<50	<50
92583376	MW-71_20220106	MW-71	01/06/2022	**3.8J**	<0.5	<0.5	<0.5	**0.66**	<0.5	<5	<0.5	<0.5	<1	**4.2**	<1	<0.5	<0.5	<0.5	**2.6**	<0.5	<2	<0.5	<2	<0.5	<2	<0.5	<0.5	<0.5	<0.5	<0.5	<1	<0.5	<0.5	<0.5	<1	<1.5	<1	<0.5	<50	<50	<50	<50
92586178	MW-71_20220203	MW-71	02/03/2022	**13.9**	<0.5	<0.5	<0.5	<0.5	<0.5	<5	<0.5	<0.5	<1	**4.5**	<1	<0.5	<0.5	<0.5	**2.6**	<0.5	<2	<0.5	<2	<0.5	<2	<0.5	<0.5	<0.5	<0.5	<0.5	<1	<0.5	<0.5	<0.5	<1	<1.5	<1	<0.5	<50	<50	<50	<50
92591327	MW-71_20220303	MW-71	03/03/2022	**5.9**	<0.5	<0.5	<0.5	**0.77**	<0.5	<5	<0.5	<0.5	<1	**4.4**	<1	<0.5	<0.5	<0.5	**1.5**	<0.5	<2	<0.5	<2	<0.5	<2	<0.5	<0.5	<0.5	<0.5	<0.5	<1	<0.5	<0.5	<0.5	<1	<1.5	<1	<0.5	<50	<50	<50	<50
92591327	DUP-1-20220303	MW-71	03/03/2022	**7.6**	<0.5	<0.5	<0.5	**0.76**	<0.5	<5	<0.5	<0.5	<1	**4.7**	<1	<0.5	<0.5	<0.5	**1.8**	<0.5	<2	<0.5	<2	<0.5	<2	<0.5	<0.5	<0.5	<0.5	<0.5	<1	<0.5	<0.5	<0.5	<1	<1.5	<1	<0.5	<50	<50	<50	<50
92598233	MW-71_20220407	MW-71	04/07/2022	**18**	<0.5	<0.5	<0.5	**0.83**	<0.5	<5	<0.5	<0.5	<1	**6.1**	<1	<0.5	<0.5	<0.5	**2.0**	<0.5	<2	<0.5	<2	<0.5	<2	<0.5	<0.5	<0.5	<0.5	<0.5	<1	<0.5	<0.5	<0.5	<1	<1.5	<1	<0.5	<50	<50	<50	<50
92598233	DUP-2-20220407	MW-71	04/07/2022	**20**	<0.5	<0.5	<0.5	**0.88**	<0.5	<5	<0.5	<0.5	<1	**5.9**	<1	<0.5	<0.5	<0.5	**2.1**	<0.5	<2	<0.5	<2	<0.5	<2	<0.5	<0.5	<0.5	<0.5	<0.5	<1	<0.5	<0.5	<0.5	<1	<1.5	<1	<0.5	<50	<50	<50	<50
92603086	MW-71_20220505	MW-71	05/05/2022	**6.0**	<0.5	<0.5	<0.5	**0.84**	<0.5	<5	<0.5	<0.5	<1	**4.5**	<1	<0.5	<0.5	<0.5	**0.54**	<0.5	<2	<0.5	<2	<0.5	<2	<0.5	<0.5	<0.5	<0.5	<0.5	<1	<0.5	<0.5	<0.5	<1	<1.5	<1	<0.5	<50	<50	<50	<50
92607411	MW-71_20220601	MW-71	06/01/2022	**2.1J**	<0.5	<0.5	<0.5	**1.3**	<0.5	<5	<0.5	<0.5	<1	**7.5**	<1	<0.5	<0.5	<0.5	**2.1**	<0.5	<2	<0.5	<2	<0.5	<2	<0.5	<0.5	<0.5	<0.5	<0.5	<1	<0.5	<0.5	<0.5	<1	<1.5	<1	<0.5	<50	<50	<50	<50
MW-72R																																										
92521237	MW-72_20210209	MW-72	02/09/2021	**8.4**	<0.5	<0.5	<0.5	<0.5	<0.5	<5	<0.5	<0.5	<1	<0.5	<1	<0.5	<0.5	<0.5	<0.5	<0.5	<2	<0.5	<2	<0.5	<2	<0.5	<0.5	<0.5	<0.5	<0.5	<1	<0.5	<0.5	<0.5	<1	<1.5	<1	<0.5	<100	<100	<100	<100
92526977	MW-72_20210310	MW-72	03/10/2021	**9.0**	**4.2**	<0.5	<0.5	<0.5	<0.5	<5	<0.5	<0.5	<1	<0.5	<1	<0.5	<0.5	<0.5	**3.7**	<0.5	<2	<0.5	<2	<0.5	<2	<0.5	<0.5	<0.5	**27.9**	<0.5	<1	<0.5	**1.9**	<0.5	<1	**20.1**	**14.2**	**5.9**	**110**	<100	<100	**166**
92530256	MW-72_20210407	MW-72	04/07/2021	<5	**54.8**	<0.5	<0.5	<0.5	<0.5	<5	<0.5	<0.5	<1	**0.53**	<1	<0.5	<0.5	<0.5	**5.9**	**5.0**	<2	<0.5	<2	<0.5	<2	<0.5	<0.5	<0.5	**111**	<0.5	<1	<0.5	**4.1**	<0.5	<1	**46.0**	**30.9**	**15.1**	**1,070**	**138**	<50	**1,197**
92598325	MW-72R_20220408	MW-72R	04/08/2022	<5	**174**	<1.2	<1.2	<1.2	<1.2	<12.5	<1.2	<1.2	<2.5	**5.1**	<2.5	<1.2	<1.2	<1.2	**55.2**	**0.94J**	<5	<1.2	<5	**4.6**	**16.9**	<1.2	<1.2	<1.2	**186**	<1.2	<2.5	<1.2	**150**	**53.9**	<2.5	**862**	**520**	**342**	**3,170**	**2,080**	**790**	**6,040**
92603263	MW-72R_20220506	MW-72R	05/06/2022	<5	**234**	<2	<2	<2	<2	<20	<2	<2	<4	**4.4**	<4	<2	<2	<2	**48.7**	**16.7**	<8	**2.0J**	<8	**4.2**	**27.4**	**4.6**	<2	<2	**429**	<2	<4	<2	**149**	**48.2**	<4	**703**	**442**	**261**	**6,940**	**1,740**	**1,100**	**9,770**
92607872	MW-72R_20220603	MW-72R	06/03/2022	<5	**3.5**	<0.5	<0.5	**1.1**	<0.5	<5	<0.5	<0.5	<1	**5.4**	<1	<0.5	<0.5	<0.5	**10.7**	<0.5	<2	<0.5	<2	**0.48J**	<2	<0.5	<0.5	<0.5	**0.80**	<0.5	<1	<0.5	**5.5**	**11.4**	<1	**66.7**	**31.8**	**34.9**	**1,260**	**188**	**91.9**	**1,540**
MW-73																																										
92521851	MW-73_20210211	MW-73	02/11/2021	**14.9**	<0.5	<0.5	<0.5	<0.5	<0.5	<5	<0.5	<0.5	<1	<0.5	<1	<0.5	<0.5	<0.5	<0.5	<0.5	<2	<0.5	<2	<0.5	<2	<0.5	<0.5	<0.5	**17.7**	<0.5	<1	<0.5	<0.5	<0.5	<1	<1.5	<1	<0.5	**192**	<100	<100	**262**
92527336	MW-73_20210311	MW-73	03/11/2021	<5	<0.5	<0.5	<0.5	<0.5	<0.5	<5	<0.5	<0.5	<1	<0.5	<1	<0.5	<0.5	<0.5	<0.5	<0.5	<2	<0.5	<2	<0.5	<2	<0.5	<0.5	<0.5	<0.5	<0.5	<1	<0.5	<0.5	<0.5	<1	<1.5	<1	<0.5	<50	<50	<50	<50
92531231	MW-73_20210405	MW-73	04/05/2021	**8.5**	<0.5	<0.5	<0.5	<0.5	<0.5	<5	<0.5	<0.5	<1	<0.5	<1	<0.5	<0.5	<0.5	<0.5	<0.5	<2	<0.5	<2	<0.5	<2	<0.5	<0.5	<0.5	**1.6**	<0.5	<1	<0.5	<0.5	<0.5	<1	<1.5	<1	<0.5	<50	<50	<50	<50
92536726	MW-73_20210504	MW-73	05/04/2021	**14.6**	<0.5	<0.5	<0.5	<0.5	<0.5	<5	<0.5	<0.5	<1	<0.5	<1	<0.5	<0.5	<0.5	<0.5	<0.5	<2	<0.5	<2	<0.5	<2	<0.5	<0.5	<0.5	**0.7**	<0.5	<1	<0.5	<0.5	<0.5	<1	<1.5	<1	<0.5	<50	<50	<50	<50
92541991	MW-73_20210602	MW-73	06/02/2021	**24.2**	<0.5	<0.5	<0.5	<0.5	<0.5	<5	<0.5	<0.5	<1	<0.5	<1	<0.5	<0.5	<0.5	<0.5	<0.5	<2	<0.5	<2	<0.5	<2	<0.5	<0.5	<0.5	<0.5	<0.5	<1	<0.5	<0.5	<0.5	<1	<1.5	<1	<0.5	<50	<50	<50	<50
92548518	MW-73_20210708	MW-73	07/08/2021	<5	<0.5	<0.5	<0.5	<0.5	<0.5	<5	<0.5	<0.5	<1	<0.5	<1	<0.5	<0.5	<0.5	<0.5	<0.5	<2	<0.5	<2	<0.5	<2	<0.5	<0.5	<0.5	<0.5	<0.5	<1	<0.5	<0.5	<0.5	<1	<1.5	<1	<0.5	<50	<50	<50	<50
92553065	MW-73_20210802	MW-73	08/02/2021	**5.5**	<0.5	<0.5	<0.5	<0.5	<0.5	<5	<0.5	<0.5	<1	<0.5	<1	<0.5	<0.5	<0.5	<0.5	<0.5	<2	<0.5	<2	<0.5	<2	<0.5	<0.5	<0.5	<0.5	<0.5	<1	<0.5	<0.5	<0.5	<1	<1.5	<1	<0.5	<50	<50	<50	<50
92558446	MW-73_20210830	MW-73	08/30/2021	**6.6**	<0.5	<0.5	<0.5	<0.5	<0.5	<5	<0.5	<0.5	<1	<0.5	<1	<0.5	<0.5	<0.5	<0.5	<0.5	<2	<0.5	<2	<0.5	<2	<0.5	<0.5	<0.5	<0.5	<0.5	<1	<0.5	<0.5	<0.5	<1	<1	<1	<0.5	<50	<50	<50	<50
92564770	MW-73_20211005	MW-73	10/05/2021	<5.0	<0.5	<0.5	<0.5	<0.5	<1	<5	<0.5	<0.5	<0.5	<0.5	<0.6	<0.5	<0.5	<0.5	<0.5	<0.5	<0.6	<0.5	<5	<0.5	<0.5	<0.5	<0.5	<0.5	<0.5	<0.5	<0.5	<0.5	<0.5	<0.5	<0.5	<1.5	<1	<0.5	<100	<100	<100	NA
92569882	MW-73_20211101	MW-73	11/01/2021	**16.4**	<0.5	<0.5	<0.5	<0.5	<0.5	<5	<0.5	<0.5	<1	<0.5	<1	<0.5	<0.5	<0.5	<0.5	<0.5	<2	<0.5	<2	<0.5	<2	<0.5	<0.5	<0.5	<0.5	<0.5	<1	<0.5	<0.5	<0.5	<1	<1.5	<1	<0.5	<50	<50	<50	<50
92575208	MW-73_20211201	MW-73	12/01/2021	<5	<0.5	<0.5	<0.5	<0.5	<0.5	<5	<0.5	<0.5	<1	<0.5	<1	<0.5	<0.5	<0.5	<0.5	<0.5	<2	<0.5	<2	<0.5	<2	<0.5	<0.5	<0.5	<0.5	<0.5	<1	<0.5	<0.5	<0.5	<1	<1.5	<1	<0.5	<50	<50	<50	<50
92581834 92581854	MW-73_20220110	MW-73	01/10/2022	**0.87J**	<0.5	<0.5	<0.5	<0.5	<0.5	<5	<0.5	<0.5	<1	<0.5	<1	<0.5	<0.5	<0.5	<0.5	<0.5	<2	<0.5	<2	<0.5	<2	<0.5	<0.5	<0.5	<0.5	<0.5	<1	<0.5	<0.5	<0.5	<1	<1.5	<1	<0.5	<50	<50	<50	<50
92585560	MW-73_20220201	MW-73	02/01/2022	**55.5**	<0.5	<0.5	<0.5	<0.5	<0.5	<5	<0.5	<0.5	<1	<0.5	<1	<0.5	<0.5	<0.5	<0.5	<0.5	<2	<0.5	<2	<0.5	<2	<0.5	<0.5	<0.5	<0.5	<0.5	<1	<0.5	<0.5	<0.5	<1	<1.5	<1	<0.5	<50	<50	<50	<50
92591324	MW-73_20220303	MW-73	03/03/2022	**64.9**	<0.5	<0.5	<0.5	<0.5	<0.5	<5	<0.5	<0.5	<1	<0.5	<1	<0.5	<0.5	<0.5	<0.5	<0.5	<2	<0.5	<2	<0.5	<2	<0.5	<0.5	<0.5	<0.5	<0.5	<1	<0.5	<0.5	<0.5	<1	<1.5	<1	<0.5	<50	<50	<50	<50
92596955	MW-73_20220404	MW-73	04/04/2022	**74.3**	<0.5	<0.5	<0.5	<0.5	<0.5	<5	<0.5	<0.5	<1	<0.5	<1	<0.5	<0.5	<0.5	<0.5	<0.5	<2	<0.5	<2	<0.5	<2	<0.5	<0.5	<0.5	<0.5	<0.5	<1	<0.5	<0.5	<0.5	<1	<1.5	<1	<0.5	<50	<50	<50	<50
92602439	MW-73_20220503	MW-73	05/03/2022	**2.8J**	<0.5	<0.5	<0.5	<0.5	<0.5	<5	<0.5	<0.5	<1	<0.5	<1	<0.5	<0.5	<0.5	<0.5	<0.5	<2	<0.5	<2	<0.5	<2	<0.5	<0.5	<0.5	<0.5	<0.5	<1	<0.5	<0.5	<0.5	<1	<1.5	<1	<0.5	<50	<50	<50	<50
92607183	MW-73_20220531	MW-73	05/31/2022	**23.9**	<0.5	<0.5	<0.5	<0.5	<0.5	<5	<0.5	<0.5	<1	<0.5	<1	<0.5	<0.5	<0.5	<0.5	<0.5	<2	<0.5	<2	<0.5	<2	<0.5	<0.5	<0.5	<0.5	<0.5	<1	<0.5	<0.5	<0.5	<1	<1.5	<1	<0.5	<50	<50	<50	<50
MW-74																																										
92522267	MW-74_20210215	MW-74	02/15/2021	<5	<0.5	<0.5	<0.5	<0.5	<0.5	<5	<0.5	<0.5	<1	<0.5	<1	<0.5	<0.5	<0.5	<0.5	<0.5	<2	<0.5	<2	<0.5	<2	<0.5	<0.5	<0.5	<0.5	<0.5	<1	<0.5	<0.5	<0.5	<1	<1.5	<1	<0.5	<100	<100	<100	<100
92526262	MW-74_20210308	MW-74	03/08/2021	<5	<0.5	<0.5	<0.5	<0.5	<0.5	<5	<0.5	<0.5	<1	<0.5	<1	<0.5	<0.5	<0.5	<0.5	<0.5	<2	<0.5	<2	<0.5	<2	<0.5	<0.5	<0.5	<0.5	<0.5	<1	<0.5	<0.5	<0.5	<1	<1.5	<1	<0.5	<100	<100	<100	<100
92531238	MW-74_20210405	MW-74	04/05/2021	**7.7**	<0.5	<0.5	<0.5	<0.5	<0.5	<5	<0.5	<0.5	<1	<0.5	<1	<0.5	<0.5	<0.5	<0.5	<0.5	<2	<0.5	<2	<0.5	<2	<0.5	<0.5	<0.5	<0.5	<0.5	<1	<0.5	<0.5	<0.5	<1	<1.5	<1	<0.5	<50	<50	<50	<50
92536430	MW-74_20210503	MW-74	05/03/2021	**6.6**	<0.5	<0.5	<0.5	<0.5	<0.5	<5	<0.5	<0.5	<1	<0.5	<1	<0.5	<0.5	<0.5	<0.5	<0.5	<2	<0.5	<2	<0.5	<2	<0.5	<0.5	<0.5	<0.5	<0.5	<1	<0.5	<0.5	<0.5	<1	<1.5	<1	<0.5	<50	<50	<50	<50
92541706	MW-74_20210601	MW-74	06/01/2021	<5	<0.5	<0.5	<0.5	<0.5	<0.5	<5	<0.5	<0.5	<1	<0.5	<1	<0.5	<0.5	<0.5	<0.5	<0.5	<2	<0.5	<2	<0.5	<2	<0.5	<0.5	<0.5	<0.5	<0.5	<1	<0.5	<0.5	<0.5	<1	<1.5	<1	<0.5	<50	<50	<50	<50
92547898	MW-74_20210706	MW-74	07/06/2021	**5.9**	<0.5	<0.5	<0.5	<0.5	<0.5	<5	<0.5	<0.5	<1	<0.5	<1	<0.5	<0.5	<0.5	<0.5	<0.5	<2	<0.5	<2	<0.5	<2	<0.5	<0.5	<0.5	<0.5	<0.5	<1	<0.5	<0.5	<0.5	<1	<1.5	<1	<0.5	<50	<50	<50	<50

Table 5A
Summary of Monitoring Well Sampling Results

Colonial Pipeline Company
2020-L1-SR2448
Huntersville, North Carolina

Lab Report Number	Sample ID	Well ID	Sample Date	Metals (µg/L)	VOCs (µg/L)																																MADEP VPH (µg/L)			
				Lead	Benzene	Bromobenzene	Bromochloromethane	Bromodichloromethane	Bromoform	Bromomethane	n-Butylbenzene	sec-Butylbenzene	Chloroethane	Chloroform	Chloromethane	2-Chlorotoluene	Dibromochloromethane	1,2-Dichloroethane	Diisopropyl ether	Ethylbenzene	Hexachloro-1,3-butadiene	Isopropylbenzene (Cumene)	Methylene Chloride	Methyl-tert-butyl ether	Naphthalene	n-Propylbenzene	Styrene	Tetrachloroethene	Toluene	Trichloroethene	Trichlorofluoromethane	1,2,3-Trichloropropane	1,2,4-Trimethylbenzene	1,3,5-Trimethylbenzene	Vinyl chloride	Xylene (Total)	m&p-Xylene	o-Xylene	C5 - C8 Aliphatics	C9 - C12 Aliphatics	C9 - C10 Aromatics	VPH (Total)
NCAC 2L Standards				**15**	**1**	**NE**	**NE**	**0.6**	**4**	**10**	**70**	**70**	**3000**	**70**	**3**	**100**	**0.4**	**0.4**	**70**	**600**	**0.4**	**70**	**5**	**20**	**6**	**70**	**70**	**0.7**	**600**	**3**	**2000**	**0.005**	**400**	**400**	**0.03**	**500**	**500**	**500**	**400**	**700**	**200**	**NE**
IMAC Standards				**--**	**--**	**--**	**--**	**--**	**--**	**--**	**--**	**--**	**--**	**--**	**--**	**--**	**--**	**--**	**--**	**--**	**--**	**--**	**--**	**--**	**--**	**--**	**--**	**--**	**--**	**--**	**--**	**--**	**--**	**--**	**--**	**--**	**--**	**--**	**--**	**--**	**--**
92552963	MW-74_20210802	MW-74	08/02/2021	**16.8**	<0.5	<0.5	<0.5	<0.5	<0.5	<5	<0.5	<0.5	<1	<0.5	<1	<0.5	<0.5	<0.5	<0.5	<0.5	<2	<0.5	<2	<0.5	<2	<0.5	<0.5	<0.5	<0.5	<0.5	<1	<0.5	<0.5	<0.5	<1	<1.5	<1	<0.5	<50	<50	<50	<50
92558448	MW-74_20210830	MW-74	08/30/2021	<5	<0.5	<0.5	<0.5	<0.5	<0.5	<5	<0.5	<0.5	<1	<0.5	<1	<0.5	<0.5	<0.5	<0.5	<0.5	<2	<0.5	<2	<0.5	<2	<0.5	<0.5	<0.5	<0.5	<0.5	<1	<0.5	<0.5	<0.5	<1	<1	<1	<0.5	<50	<50	<50	<50
92564680	MW-74_20211004	MW-74	10/04/2021	**5.0J**	<0.5	<0.5	<0.5	<0.5	<1	<5	<0.5	<0.5	<0.5	<0.5	<0.6	<0.5	<0.5	<0.5	<0.5	<0.5	<0.6	<0.5	<5	<0.5	<0.5	<0.5	<0.5	<0.5	<0.5	<0.5	<0.5	<0.5	<0.5	<0.5	<0.5	<1.5	<1	<0.5	<100	<100	<100	NA
92569881	MW-74_20211101	MW-74	11/01/2021	<5	<0.5	<0.5	<0.5	<0.5	<0.5	<5	<0.5	<0.5	<1	<0.5	<1	<0.5	<0.5	<0.5	<0.5	<0.5	<2	<0.5	<2	<0.5	<2	<0.5	<0.5	<0.5	<0.5	<0.5	<1	<0.5	<0.5	<0.5	<1	<1.5	<1	<0.5	<50	<50	<50	<50
92574898	MW-74_20211130	MW-74	11/30/2021	<5	<0.5	<0.5	<0.5	<0.5	<0.5	<5	<0.5	<0.5	<1	<0.5	<1	<0.5	<0.5	<0.5	<0.5	<0.5	<2	<0.5	<2	<0.5	<2	<0.5	<0.5	<0.5	<0.5	<0.5	<1	<0.5	<0.5	<0.5	<1	<1.5	<1	<0.5	<50	<50	<50	<50
92580643 92580642	MW-74_20220103	MW-74	01/03/2022	**11.8**	<0.5	<0.5	<0.5	<0.5	<0.5	<5	<0.5	<0.5	<1	<0.5	<1	<0.5	<0.5	<0.5	<0.5	<0.5	<2	<0.5	<2	<0.5	<2	<0.5	<0.5	<0.5	<0.5	<0.5	<1	<0.5	<0.5	<0.5	<1	<1.5	<1	<0.5	<50	<50	<50	<50
92585314	MW-74_20220131	MW-74	01/31/2022	**6.0**	<0.5	<0.5	<0.5	<0.5	<0.5	<5	<0.5	<0.5	<1	<0.5	<1	<0.5	<0.5	<0.5	<0.5	<0.5	<2	<0.5	<2	<0.5	<2	<0.5	<0.5	<0.5	<0.5	<0.5	<1	<0.5	<0.5	<0.5	<1	<1.5	<1	<0.5	<50	<50	<50	<50
92590516	MW-74_20220228	MW-74	02/28/2022	**6.2**	<0.5	<0.5	<0.5	<0.5	<0.5	<5	<0.5	<0.5	<1	<0.5	<1	<0.5	<0.5	<0.5	<0.5	<0.5	<2	<0.5	<2	<0.5	<2	<0.5	<0.5	<0.5	<0.5	<0.5	<1	<0.5	<0.5	<0.5	<1	<1.5	<1	<0.5	<50	<50	<50	<50
92596954	MW-74_20220404	MW-74	04/04/2022	**7.0**	<0.5	<0.5	<0.5	<0.5	<0.5	<5	<0.5	<0.5	<1	<0.5	<1	<0.5	<0.5	<0.5	<0.5	<0.5	<2	<0.5	<2	<0.5	<2	<0.5	<0.5	<0.5	<0.5	<0.5	<1	<0.5	<0.5	<0.5	<1	<1.5	<1	<0.5	<50	<50	<50	<50
92602190	MW-74_20220502	MW-74	05/02/2022	**2.1J**	<0.5	<0.5	<0.5	<0.5	<0.5	<5	<0.5	<0.5	<1	<0.5	<1	<0.5	<0.5	<0.5	<0.5	<0.5	<2	<0.5	<2	<0.5	<2	<0.5	<0.5	<0.5	<0.5	<0.5	<1	<0.5	<0.5	<0.5	<1	<1.5	<1	<0.5	<50	<50	<50	<50
92607180	MW-74_20220531	MW-74	05/31/2022	**3.4J**	<0.5	<0.5	<0.5	<0.5	<0.5	<5	<0.5	<0.5	<1	<0.5	<1	<0.5	<0.5	<0.5	<0.5	<0.5	<2	<0.5	<2	<0.5	<2	<0.5	<0.5	<0.5	<0.5	<0.5	<1	<0.5	<0.5	<0.5	<1	<1.5	<1	<0.5	<50	<50	<50	<50
MW-75																																										
92522267	MW-75_20210215	MW-75	02/15/2021	**31.8**	<0.5	<0.5	<0.5	<0.5	<0.5	<5	<0.5	<0.5	<1	<0.5	<1	<0.5	<0.5	<0.5	<0.5	<0.5	<2	<0.5	<2	<0.5	<2	<0.5	<0.5	<0.5	<0.5	<0.5	<1	<0.5	<0.5	<0.5	<1	<1.5	<1	<0.5	<100	<100	<100	<100
92526262	MW-75_20210308	MW-75	03/08/2021	**16.3**	<0.5	<0.5	<0.5	<0.5	<0.5	<5	<0.5	<0.5	<1	<0.5	<1	<0.5	<0.5	<0.5	<0.5	<0.5	<2	<0.5	<2	<0.5	<2	<0.5	<0.5	<0.5	<0.5	<0.5	<1	<0.5	<0.5	<0.5	<1	<1.5	<1	<0.5	<100	<100	<100	<100
92531238	MW-75_20210405	MW-75	04/05/2021	<5	<0.5	<0.5	<0.5	<0.5	<0.5	<5	<0.5	<0.5	<1	<0.5	<1	<0.5	<0.5	<0.5	<0.5	<0.5	<2	<0.5	<2	<0.5	<2	<0.5	<0.5	<0.5	<0.5	<0.5	<1	<0.5	<0.5	<0.5	<1	<1.5	<1	<0.5	<50	<50	<50	<50
92536430	MW-75_20210503	MW-75	05/03/2021	<5	<0.5	<0.5	<0.5	<0.5	<0.5	<5	<0.5	<0.5	<1	<0.5	<1	<0.5	<0.5	<0.5	<0.5	<0.5	<2	<0.5	<2	<0.5	<2	<0.5	<0.5	<0.5	<0.5	<0.5	<1	<0.5	<0.5	<0.5	<1	<1.5	<1	<0.5	<50	<50	<50	<50
92541706	MW-75_20210601	MW-75	06/01/2021	<5	<0.5	<0.5	<0.5	<0.5	<0.5	<5	<0.5	<0.5	<1	<0.5	<1	<0.5	<0.5	<0.5	<0.5	<0.5	<2	<0.5	<2	<0.5	<2	<0.5	<0.5	<0.5	<0.5	<0.5	<1	<0.5	<0.5	<0.5	<1	<1.5	<1	<0.5	<50	<50	<50	<50
92547898	MW-75_20210706	MW-75	07/06/2021	**5.0**	<0.5	<0.5	<0.5	<0.5	<0.5	<5	<0.5	<0.5	<1	<0.5	<1	<0.5	<0.5	<0.5	<0.5	<0.5	<2	<0.5	<2	<0.5	<2	<0.5	<0.5	<0.5	<0.5	<0.5	<1	<0.5	<0.5	<0.5	<1	<1.5	<1	<0.5	<50	<50	<50	<50
92552963	MW-75_20210802	MW-75	08/02/2021	**7.9**	<0.5	<0.5	<0.5	<0.5	<0.5	<5	<0.5	<0.5	<1	<0.5	<1	<0.5	<0.5	<0.5	<0.5	<0.5	<2	<0.5	<2	<0.5	<2	<0.5	<0.5	<0.5	<0.5	<0.5	<1	<0.5	<0.5	<0.5	<1	<1.5	<1	<0.5	<50	<50	<50	<50
92558448	MW-75_20210830	MW-75	08/30/2021	<5	<0.5	<0.5	<0.5	<0.5	<0.5	<5	<0.5	<0.5	<1	<0.5	<1	<0.5	<0.5	<0.5	<0.5	<0.5	<2	<0.5	<2	<0.5	<2	<0.5	<0.5	<0.5	<0.5	<0.5	<1	<0.5	<0.5	<0.5	<1	<1	<1	<0.5	<50	<50	<50	<50
92564680	MW-75_20211004	MW-75	10/04/2021	**4.7J**	<0.5	<0.5	<0.5	<0.5	<1	<5	<0.5	<0.5	<0.5	<0.5	<0.6	<0.5	<0.5	<0.5	<0.5	<0.5	<0.6	<0.5	<5	<0.5	<0.5	<0.5	<0.5	<0.5	<0.5	<0.5	<0.5	<0.5	<0.5	<0.5	<0.5	<1.5	<1	<0.5	<100	<100	<100	NA
92569881	MW-75_20211101	MW-75	11/01/2021	<5	<0.5	<0.5	<0.5	<0.5	<0.5	<5	<0.5	<0.5	<1	<0.5	<1	<0.5	<0.5	<0.5	<0.5	<0.5	<2	<0.5	<2	<0.5	<2	<0.5	<0.5	<0.5	<0.5	<0.5	<1	<0.5	<0.5	<0.5	<1	<1.5	<1	<0.5	<50	<50	<50	<50
92574898	MW-75_20211130	MW-75	11/30/2021	**16.5**	<0.5	<0.5	<0.5	<0.5	<0.5	<5	<0.5	<0.5	<1	<0.5	<1	<0.5	<0.5	<0.5	<0.5	<0.5	<2	<0.5	<2	<0.5	<2	<0.5	<0.5	<0.5	<0.5	<0.5	<1	<0.5	<0.5	<0.5	<1	<1.5	<1	<0.5	<50	<50	<50	<50
92580643 92580642	MW-75_20220103	MW-75	01/03/2022	**10.7**	<0.5	<0.5	<0.5	<0.5	<0.5	<5	<0.5	<0.5	<1	<0.5	<1	<0.5	<0.5	<0.5	<0.5	<0.5	<2	<0.5	<2	<0.5	<2	<0.5	<0.5	<0.5	<0.5	<0.5	<1	<0.5	<0.5	<0.5	<1	<1.5	<1	<0.5	<50	<50	<50	<50
92585314	MW-75_20220131	MW-75	01/31/2022	**49.8**	<0.5	<0.5	<0.5	<0.5	<0.5	<5	<0.5	<0.5	<1	<0.5	<1	<0.5	<0.5	<0.5	<0.5	<0.5	<2	<0.5	<2	<0.5	<2	<0.5	<0.5	<0.5	<0.5	<0.5	<1	<0.5	<0.5	<0.5	<1	<1.5	<1	<0.5	<50	<50	<50	<50
92590516	MW-75_20220228	MW-75	02/28/2022	**16.9J**	<0.5	<0.5	<0.5	<0.5	<0.5	<5	<0.5	<0.5	<1	<0.5	<1	<0.5	<0.5	<0.5	<0.5	<0.5	<2	<0.5	<2	<0.5	<2	<0.5	<0.5	<0.5	<0.5	<0.5	<1	<0.5	<0.5	<0.5	<1	<1.5	<1	<0.5	<50	<50	<50	<50
92597255	MW-75_20220405	MW-75	04/05/2022	**30.4**	<0.5	<0.5	<0.5	<0.5	<0.5	<5	<0.5	<0.5	<1	<0.5	<1	<0.5	<0.5	<0.5	<0.5	<0.5	<2	<0.5	<2	<0.5	<2	<0.5	<0.5	<0.5	<0.5	<0.5	<1	<0.5	<0.5	<0.5	<1	<1.5	<1	<0.5	<50	<50	<50	<50
92602441	MW-75_20220503	MW-75	05/03/2022	<5	<0.5	<0.5	<0.5	<0.5	<0.5	<5	<0.5	<0.5	<1	<0.5	<1	<0.5	<0.5	<0.5	<0.5	<0.5	<2	<0.5	<2	<0.5	<2	<0.5	<0.5	<0.5	<0.5	<0.5	<1	<0.5	<0.5	<0.5	<1	<1.5	<1	<0.5	<50	<50	<50	<50
92607868	MW-75_20220603	MW-75	06/03/2022	**19.3**	<0.5	<0.5	<0.5	<0.5	<0.5	<5	<0.5	<0.5	<1	<0.5	<1	<0.5	<0.5	<0.5	<0.5	<0.5	<2	<0.5	<2	<0.5	<2	<0.5	<0.5	<0.5	<0.5	<0.5	<1	<0.5	<0.5	<0.5	<1	<1.5	<1	<0.5	<50	<50	<50	<50
MW-76																																										
92522265	MW-76_20210215	MW-76	02/15/2021	**10.4**	<0.5	<0.5	<0.5	<0.5	<0.5	<5	<0.5	<0.5	<1	<0.5	<1	<0.5	<0.5	<0.5	<0.5	<0.5	<2	<0.5	<2	<0.5	<2	<0.5	<0.5	<0.5	<0.5	<0.5	<1	<0.5	<0.5	<0.5	<1	<1.5	<1	<0.5	<100	<100	<100	<100
92527474	MW-76_20210312	MW-76	03/12/2021	**8.9**	<0.5	<0.5	<0.5	<0.5	<0.5	<5	<0.5	<0.5	<1	<0.5	<1	<0.5	<0.5	<0.5	<0.5	<0.5	<2	<0.5	<2	<0.5	<2	<0.5	<0.5	<0.5	<0.5	<0.5	<1	<0.5	<0.5	<0.5	<1	<1.5	<1	<0.5	<50	<50	<50	<50
92527474	DUP-1-20210312	MW-76	03/12/2021	**15.6**	<0.5	<0.5	<0.5	<0.5	<0.5	<5	<0.5	<0.5	<1	<0.5	<1	<0.5	<0.5	<0.5	<0.5	<0.5	<2	<0.5	<2	<0.5	<2	<0.5	<0.5	<0.5	<0.5	<0.5	<1	<0.5	<0.5	<0.5	<1	<1.5	<1	<0.5	<50	<50	<50	<50
92531580	MW-76_20210406	MW-76	04/06/2021	<5	<0.5	<0.5	<0.5	<0.5	<0.5	<5	<0.5	<0.5	<1	<0.5	<1	<0.5	<0.5	<0.5	<0.5	<0.5	<2	<0.5	<2	<0.5	<2	<0.5	<0.5	<0.5	<0.5	<0.5	<1	<0.5	<0.5	<0.5	<1	<1.5	<1	<0.5	<50	<50	<50	<50
92536726	MW-76_20210504	MW-76	05/04/2021	<5	<0.5	<0.5	<0.5	<0.5	<0.5	<5	<0.5	<0.5	<1	<0.5	<1	<0.5	<0.5	<0.5	<0.5	<0.5	<2	<0.5	<2	<0.5	<2	<0.5	<0.5	<0.5	<0.5	<0.5	<1	<0.5	<0.5	<0.5	<1	<1.5	<1	<0.5	<50	<50	<50	<50
92536726	DUP-1-20210504	MW-76	05/04/2021	<5	<0.5	<0.5	<0.5	<0.5	<0.5	<5	<0.5	<0.5	<1	<0.5	<1	<0.5	<0.5	<0.5	<0.5	<0.5	<2	<0.5	<2	<0.5	<2	<0.5	<0.5	<0.5	<0.5	<0.5	<1	<0.5	<0.5	<0.5	<1	<1.5	<1	<0.5	<50	<50	<50	<50
92541991	MW-76_20210602	MW-76	06/02/2021	**4.9J**	<0.5	<0.5	<0.5	<0.5	<0.5	<5	<0.5	<0.5	<1	<0.5	<1	<0.5	<0.5	<0.5	<0.5	<0.5	<2	<0.5	<2	<0.5	<2	<0.5	<0.5	<0.5	**0.96**	<0.5	<1	<0.5	<0.5	<0.5	<1	<1.5	<1	<0.5	<50	<50	<50	<50
92547899	MW-76_20210706	MW-76	07/06/2021	<5	<0.5	<0.5	<0.5	<0.5	<0.5	<5	<0.5	<0.5	<1	<0.5	<1	<0.5	<0.5	<0.5	<0.5	<0.5	<2	<0.5	<2	<0.5	<2	<0.5	<0.5	<0.5	<0.5	<0.5	<1	<0.5	<0.5	<0.5	<1	<1.5	<1	<0.5	<50	<50	<50	<50
92547899	DUP-2-20210706	MW-76	07/06/2021	<5	<0.5	<0.5	<0.5	<0.5	<0.5	<5	<0.5	<0.5	<1	<0.5	<1	<0.5	<0.5	<0.5	<0.5	<0.5	<2	<0.5	<2	<0.5	<2	<0.5	<0.5	<0.5	<0.5	<0.5	<1	<0.5	<0.5	<0.5	<1	<1.5	<1	<0.5	<50	<50	<50	<50
92553185	MW-76_20210803	MW-76	08/03/2021	**16.3**	<0.5	<0.5	<0.5	<0.5	<0.5	<5	<0.5	<0.5	<1	<0.5	<1	<0.5	<0.5	<0.5	<0.5	<0.5	<2	<0.5	<2	<0.5	<2	<0.5	<0.5	<0.5	<0.5	<0.5	<1	<0.5	<0.5	<0.5	<1	<1.5	<1	<0.5	<50	<50	<50	<50
92553185	DUP-2-20210803	MW-76	08/03/2021	**16.1**	<0.5	<0.5	<0.5	<0.5	<0.5	<5	<0.5	<0.5	<1	<0.5	<1	<0.5	<0.5	<0.5	<0.5	<0.5	<2	<0.5	<2	<0.5	<2	<0.5	<0.5	<0.5	<0.5	<0.5	<1	<0.5	<0.5	<0.5	<1	<1.5	<1	<0.5	<50	<50	<50	<50
92558739	MW-76_20210831	MW-76	08/31/2021	<5	<0.5	<0.5	<0.5	<0.5	<0.5	<5	<0.5	<0.5	<1	<0.5	<1	<0.5	<0.5	<0.5	<0.5	<0.5	<2	<0.5	<2	<0.5	<2	<0.5	<0.5	<0.5	<0.5	<0.5	<1	<0.5	<0.5	<0.5	<1	<1.5	<1	<0.5	<50	<50	<50	<50
92564327	MW-76_20210930	MW-76	09/30/2021	<5.0	<0.5	<0.5	<0.5	<0.5	<1	<5	<0.5	<0.5	<0.5	<0.5	<0.6	<0.5	<0.5	<0.5	<0.5	<0.5	<0.6	<0.5	<5	<0.5	<0.5	<0.5	<0.5	<0.5	<0.5	<0.5	<0.5	<0.5	<0.5	<0.5	<0.5	<1.5	<1	<0.5	<100	<100	<100	NA
92569882	MW-76_20211101	MW-76	11/01/2021	<5	<0.5	<0.5	<0.5	<0.5	<0.5	<5	<0.5	<0.5	<1	<0.5	<1	<0.5	<0.5	<0.5	<0.5	<0.5	<2	<0.5	<2	<0.5	<2	<0.5	<0.5	<0.5	<0.5	<0.5	<1	<0.5	<0.5	<0.5	<1	<1.5	<1	<0.5	<50	<50	<50	<50
92575208	MW-76_20211201	MW-76	12/01/2021	<5	<0.5	<0.5	<0.5	<0.5	<0.5	<5	<0.5	<0.5	<1	<0.5	<1	<0.5	<0.5	<0.5	<0.5	<0.5	<2	<0.5	<2	<0.5	<2	<0.5	<0.5	<0.5	<0.5	<0.5	<1	<0.5	<0.5	<0.5	<1	<1.5	<1	<0.5	<50	<50	<50	<50
92580901 92580902	MW-76_20220104	MW-76	01/04/2022	**5.1**	<0.5	<0.5	<0.5	<0.5	<0.5	<5	<0.5	<0.5	<1	<0.5	<1	<0.5	<0.5	<0.5	<0.5	<0.5	<2	<0.5	<2	<0.5	<2	<0.5	<0.5	<0.5	<0.5	<0.5	<1	<0.5	<0.5	<0.5	<1	<1.5	<1	<0.5	<50	<50	<50	<50
92585560	MW-76_20220201	MW-76	02/01/2022	<5	<0.5	<0.5	<0.5	<0.5	<0.5	<5	<0.5	<0.5	<1	<0.5	<1	<0.5	<0.5	<0.5	<0.5	<0.5	**1.9J**	<0.5	<2	<0.5	<2	<0.5	<0.5	<0.5	<0.5	<0.5	<1	<0.5	<0.5	<0.5	<1	<1.5	<1	<0.5	<50	<50	<50	<50
92591052	MW-76_20220302	MW-76	03/02/2022	**7.4**	<0.5	<0.5	<0.5	<0.5	<0.5	<5	<0.5	<0.5	<1	<0.5	<1	<0.5	<0.5	<0.5	<0.5	<0.5	<2	<0.5	<2	<0.5	<2	<0.5	<0.5	<0.5	<0.5	<0.5	<1	<0.5	<0.5	<0.5	<1	<1.5	<1	<0.5	<50	<50	<50	<50
92596955	MW-76_20220404	MW-76	04/04/2022	**0.33J**	<0.5	<0.5	<0.5	<0.5	<0.5	<5	<0.5	<0.5	<1	<0.5	<1	<0.5	<0.5	<0.5	<0.5	<0.5	<2	<0.5	<2	<0.5	<2	<0.5	<0.5	<0.5	<0.5	<0.5	<1	<0.5	<0.5	<0.5	<1	<1.5	<1	<0.5	<50	<50	<50	<50
92602439	MW-76_20220503	MW-76	05/03/2022	**4.4J**	<0.5	<0.5	<0.5	<0.5	<0.5	<5	<0.5	<0.5	<1	<0.5	<1	<0.5	<0.5	<0.5	<0.5	<0.5	<2	<0.5	<2	<0.5	<2	<0.5	<0.5	<0.5	<0.5	<0.5	<1	<0.5	<0.5	<0.5	<1	<1.5	<1	<0.5	<50	<50	<50	<50
92607183	MW-76_20220531	MW-76	05/31/2022	**2.2J**	<0.5	<0.5	<0.5	<0.5	<0.5	<5	<0.5	<0.5	<1	<0.5	<1	<0.5	<0.5	<0.5	<0.5	<0.5	<2	<0.5	<2	<0.5	<2	<0.5	<0.5	<0.5	<0.5	<0.5	<1	<0.5	<0.5	<0.5	<1	<1.5	<1	<0.5	<50	<50	<50	<50

Table 5A
Summary of Monitoring Well Sampling Results

Colonial Pipeline Company
2020-L1-SR2448
Huntersville, North Carolina

Lab Report Number	Sample ID	Well ID	Sample Date	Metals (µg/L)	VOCs (µg/L)																																	MADEP VPH (µg/L)			
				Lead	Benzene	Bromobenzene	Bromochloromethane	Bromodichloromethane	Bromoform	Bromomethane	n-Butylbenzene	sec-Butylbenzene	Chloroethane	Chloroform	Chloromethane	2-Chlorotoluene	Dibromochloromethane	1,2-Dichloroethane	Diisopropyl ether	Ethylbenzene	Hexachloro-1,3-butadiene	Isopropylbenzene (Cumene)	Methylene Chloride	Methyl-tert-butyl ether	Naphthalene	n-Propylbenzene	Styrene	Tetrachloroethene	Toluene	Trichloroethene	Trichlorofluoromethane	1,2,3-Trichloropropane	1,2,4-Trimethylbenzene	1,3,5-Trimethylbenzene	Vinyl chloride	Xylene (Total)	m&p-Xylene	o-Xylene	C5 - C8 Aliphatics	C9 - C12 Aliphatics	C9 - C10 Aromatics	VPH (Total)
NCAC 2L Standards				**15**	**1**	**NE**	**NE**	**0.6**	**4**	**10**	**70**	**70**	**3000**	**70**	**3**	**100**	**0.4**	**0.4**	**70**	**600**	**0.4**	**70**	**5**	**20**	**6**	**70**	**70**	**0.7**	**600**	**3**	**2000**	**0.005**	**400**	**400**	**0.03**	**500**	**500**	**500**	**400**	**700**	**200**	**NE**
IMAC Standards				**--**	**--**	**--**	**--**	**--**	**--**	**--**	**--**	**--**	**--**	**--**	**--**	**--**	**--**	**--**	**--**	**--**	**--**	**--**	**--**	**--**	**--**	**--**	**--**	**--**	**--**	**--**	**--**	**--**	**--**	**--**	**--**	**--**	**--**	**--**	**--**	**--**	**--**
MW-77																																										
92526257	MW-77_20210308	MW-77	03/08/2021	**5.7**	<0.5	<0.5	<0.5	<0.5	<0.5	<5	<0.5	<0.5	<1	<0.5	<1	<0.5	<0.5	<0.5	<0.5	<0.5	<2	<0.5	<2	<0.5	<2	<0.5	<0.5	<0.5	<0.5	<0.5	<1	<0.5	<0.5	<0.5	<1	<1.5	<1	<0.5	<100	<100	<100	<100
92526257	DUP-1-20210308	MW-77	03/08/2021	<5	<0.5	<0.5	<0.5	<0.5	<0.5	<5	<0.5	<0.5	<1	<0.5	<1	<0.5	<0.5	<0.5	<0.5	<0.5	<2	<0.5	<2	<0.5	<2	<0.5	<0.5	<0.5	<0.5	<0.5	<1	<0.5	<0.5	<0.5	<1	<1.5	<1	<0.5	<100	<100	<100	<100
92531585	MW-77_20210406	MW-77	04/06/2021	**5.5**	<0.5	<0.5	<0.5	<0.5	<0.5	<5	<0.5	<0.5	<1	<0.5	<1	<0.5	<0.5	<0.5	<0.5	<0.5	<2	<0.5	<2	<0.5	<2	<0.5	<0.5	<0.5	<0.5	<0.5	<1	<0.5	<0.5	<0.5	<1	<1.5	<1	<0.5	<50	<50	<50	<50
92537153	MW-77_20210505	MW-77	05/05/2021	<5	<0.5	<0.5	<0.5	<0.5	<0.5	<5	<0.5	<0.5	<1	<0.5	<1	<0.5	<0.5	<0.5	<0.5	<0.5	<2	<0.5	<2	<0.5	<2	<0.5	<0.5	<0.5	<0.5	<0.5	<1	<0.5	<0.5	<0.5	<1	<1.5	<1	<0.5	<50	<50	<50	<50
92542352	MW-77_20210603	MW-77	06/03/2021	<5	<0.5	<0.5	<0.5	<0.5	<0.5	<5	<0.5	<0.5	<1	<0.5	<1	<0.5	<0.5	<0.5	<0.5	<0.5	<2	<0.5	<2	<0.5	<2	<0.5	<0.5	<0.5	<0.5	<0.5	<1	<0.5	<0.5	<0.5	<1	<1.5	<1	<0.5	<50	<50	<50	<50
92548170	MW-77_20210707	MW-77	07/07/2021	**4.8J**	<0.5	<0.5	<0.5	<0.5	<0.5	<5	<0.5	<0.5	<1	<0.5	<1	<0.5	<0.5	<0.5	<0.5	<0.5	<2	<0.5	<2	<0.5	<2	<0.5	<0.5	<0.5	**0.53**	<0.5	<1	<0.5	<0.5	<0.5	<1	<1.5	<1	<0.5	<50	<50	<50	<50
92553189	MW-77_20210803	MW-77	08/03/2021	<5	<0.5	<0.5	<0.5	<0.5	<0.5	<5	<0.5	<0.5	<1	<0.5	<1	<0.5	<0.5	<0.5	<0.5	<0.5	<2	<0.5	<2	<0.5	<2	<0.5	<0.5	<0.5	<0.5	<0.5	<1	<0.5	<0.5	<0.5	<1	<1.5	<1	<0.5	<50	<50	<50	<50
92558741	MW-77_20210831	MW-77	08/31/2021	<5	<0.5	<0.5	<0.5	<0.5	<0.5	<5	<0.5	<0.5	<1	<0.5	<1	<0.5	<0.5	<0.5	<0.5	<0.5	<2	<0.5	<2	<0.5	<2	<0.5	<0.5	<0.5	<0.5	<0.5	<1	<0.5	<0.5	<0.5	<1	<1.5	<1	<0.5	<50	<50	<50	<50
92564333	MW-77_20210930	MW-77	09/30/2021	<5.0	<0.5	<0.5	<0.5	<0.5	<1	<5	<0.5	<0.5	<0.5	<0.5	<0.6	<0.5	<0.5	<0.5	<0.5	<0.5	<2	<0.5	<2	<0.5	<2	<0.5	<0.5	<0.5	<0.5	<0.5	<0.5	<0.5	<0.5	<0.5	<0.5	<1.5	<1	<0.5	<100	<100	<100	NA
92564333	MW-77_20210930	MW-77	09/30/2021	<5.0	<0.5	<0.5	<0.5	<0.5	<1	<5	<0.5	<0.5	<0.5	<0.5	<0.6	<0.5	<0.5	<0.5	<0.5	<0.5	<2	<0.5	<2	<0.5	<2	<0.5	<0.5	<0.5	<0.5	<0.5	<0.5	<0.5	<0.5	<0.5	<0.5	<1.5	<1	<0.5	<100	<100	<100	NA
92570181	MW-77_20211102	MW-77	11/02/2021	<5	<0.5	<0.5	<0.5	<0.5	<0.5	<5	<0.5	<0.5	<1	<0.5	<1	<0.5	<0.5	<0.5	<0.5	<0.5	<2	<0.5	<2	<0.5	<2	<0.5	<0.5	<0.5	<0.5	<0.5	<1	<0.5	<0.5	<0.5	<1	<1.5	<1	<0.5	<50	<50	<50	<50
92575206	MW-77_20211201	MW-77	12/01/2021	<5	<0.5	<0.5	<0.5	<0.5	<0.5	<5	<0.5	<0.5	<1	<0.5	<1	<0.5	<0.5	<0.5	<0.5	<0.5	<2	<0.5	<2	<0.5	<2	<0.5	<0.5	<0.5	<0.5	<0.5	<1	<0.5	<0.5	<0.5	<1	<1.5	<1	<0.5	<50	<50	<50	<50
92580903 92580955	MW-77_20220104	MW-77	01/10/2022	**13.7**	<0.5	<0.5	<0.5	<0.5	<0.5	<5	<0.5	<0.5	<1	<0.5	<1	<0.5	<0.5	<0.5	<0.5	<0.5	<2	<0.5	<2	<0.5	<2	<0.5	<0.5	<0.5	<0.5	<0.5	<1	<0.5	<0.5	<0.5	<1	<1.5	<1	<0.5	<50	<50	<50	<50
92585562	MW-77_20220201	MW-77	02/01/2022	<5	<0.5	<0.5	<0.5	<0.5	<0.5	<5	<0.5	<0.5	<1	<0.5	<1	<0.5	<0.5	<0.5	<0.5	<0.5	<2	<0.5	<2	<0.5	<2	<0.5	<0.5	<0.5	<0.5	<0.5	<1	<0.5	<0.5	<0.5	<1	<1.5	<1	<0.5	<50	<50	<50	<50
92590778	MW-77_20220301	MW-77	03/01/2022	**0.18J**	<0.5	<0.5	<0.5	<0.5	<0.5	<5	<0.5	<0.5	<1	<0.5	<1	<0.5	<0.5	<0.5	<0.5	<0.5	<2	<0.5	<2	<0.5	<2	<0.5	<0.5	<0.5	<0.5	<0.5	<1	<0.5	<0.5	<0.5	<1	<1.5	<1	<0.5	<50	<50	<50	<50
92597250	MW-77_20220405	MW-77	04/05/2022	<5	<0.5	<0.5	<0.5	<0.5	<0.5	<5	<0.5	<0.5	<1	<0.5	<1	<0.5	<0.5	<0.5	<0.5	<0.5	<2	<0.5	<2	<0.5	<2	<0.5	<0.5	<0.5	<0.5	<0.5	<1	<0.5	<0.5	<0.5	<1	<1.5	<1	<0.5	<50	<50	<50	<50
92602436	MW-77_20220503	MW-77	05/03/2022	<5	**1.3**	<0.5	<0.5	<0.5	<0.5	<5	<0.5	<0.5	<1	<0.5	<1	<0.5	<0.5	<0.5	<0.5	<0.5	<2	<0.5	<2	<0.5	<2	<0.5	<0.5	<0.5	<0.5	<0.5	<1	<0.5	<0.5	<0.5	<1	<1.5	<1	<0.5	<50	<50	<50	<50
92604502	MW-77_20220513	MW-77	05/13/2022	**2.7J**	<0.5	<0.5	<0.5	<0.5	<0.5	<5	<0.5	<0.5	<1	<0.5	<1	<0.5	<0.5	<0.5	<0.5	<0.5	<2	<0.5	<2	<0.5	<2	<0.5	<0.5	<0.5	<0.5	<0.5	<1	<0.5	<0.5	<0.5	<1	<1.5	<1	<0.5	<50	<50	<50	<50
92607409	MW-77_20220601	MW-77	06/01/2022	<5	<0.5	<0.5	<0.5	<0.5	<0.5	<5	<0.5	<0.5	<1	<0.5	<1	<0.5	<0.5	<0.5	<0.5	<0.5	<2	<0.5	<2	<0.5	<2	<0.5	<0.5	<0.5	<0.5	<0.5	<1	<0.5	<0.5	<0.5	<1	<1.5	<1	<0.5	<50	<50	<50	<50
92607409	DUP-2-20220601	MW-77	06/01/2022	<5	<0.5	<0.5	<0.5	<0.5	<0.5	<5	<0.5	<0.5	<1	<0.5	<1	<0.5	<0.5	<0.5	<0.5	<0.5	<2	<0.5	<2	<0.5	<2	<0.5	<0.5	<0.5	<0.5	<0.5	<1	<0.5	<0.5	<0.5	<1	<1.5	<1	<0.5	<50	<50	<50	<50
MW-78																																										
92526257	MW-78_20210308	MW-78	03/08/2021	<5	<0.5	<0.5	<0.5	<0.5	<0.5	<5	<0.5	<0.5	<1	<0.5	<1	<0.5	<0.5	<0.5	<0.5	<0.5	<2	<0.5	<2	<0.5	<2	<0.5	<0.5	<0.5	<0.5	<0.5	<1	<0.5	<0.5	<0.5	<1	<1.5	<1	<0.5	<100	<100	<100	<100
92531585	MW-78_20210406	MW-78	04/06/2021	<5	<0.5	<0.5	<0.5	<0.5	<0.5	<5	<0.5	<0.5	<1	<0.5	<1	<0.5	<0.5	<0.5	<0.5	<0.5	<2	<0.5	<2	<0.5	<2	<0.5	<0.5	<0.5	<0.5	<0.5	<1	<0.5	<0.5	<0.5	<1	<1.5	<1	<0.5	<50	<50	<50	<50
92531585	Dup-1-20210406	MW-78	04/06/2021	<5	<0.5	<0.5	<0.5	<0.5	<0.5	<5	<0.5	<0.5	<1	<0.5	<1	<0.5	<0.5	<0.5	<0.5	<0.5	<2	<0.5	<2	<0.5	<2	<0.5	<0.5	<0.5	<0.5	<0.5	<1	<0.5	<0.5	<0.5	<1	<1.5	<1	<0.5	<50	<50	<50	<50
92537153	MW-78_20210505	MW-78	05/05/2021	<5	<0.5	<0.5	<0.5	<0.5	<0.5	<5	<0.5	<0.5	<1	<0.5	<1	<0.5	<0.5	<0.5	<0.5	<0.5	<2	<0.5	<2	<0.5	<2	<0.5	<0.5	<0.5	<0.5	<0.5	<1	<0.5	<0.5	<0.5	<1	<1.5	<1	<0.5	<50	<50	<50	<50
92542352	MW-78_20210603	MW-78	06/03/2021	<5	<0.5	<0.5	<0.5	<0.5	<0.5	<5	<0.5	<0.5	<1	<0.5	<1	<0.5	<0.5	<0.5	<0.5	<0.5	<2	<0.5	<2	<0.5	<2	<0.5	<0.5	<0.5	<0.5	<0.5	<1	<0.5	<0.5	<0.5	<1	<1.5	<1	<0.5	<50	<50	<50	<50
92548170	MW-78_20210707	MW-78	07/07/2021	<5	<0.5	<0.5	<0.5	<0.5	<0.5	<5	<0.5	<0.5	<1	<0.5	<1	<0.5	<0.5	<0.5	<0.5	<0.5	<2	<0.5	<2	<0.5	<2	<0.5	<0.5	<0.5	<0.5	<0.5	<1	<0.5	<0.5	<0.5	<1	<1.5	<1	<0.5	<50	<50	<50	<50
92553189	MW-78_20210803	MW-78	08/03/2021	**4.8J**	<0.5	<0.5	<0.5	<0.5	<0.5	<5	<0.5	<0.5	<1	<0.5	<1	<0.5	<0.5	<0.5	<0.5	<0.5	<2	<0.5	<2	<0.5	<2	<0.5	<0.5	<0.5	<0.5	<0.5	<1	<0.5	<0.5	<0.5	<1	<1.5	<1	<0.5	<50	<50	<50	<50
92558737	MW-78_20210831	MW-78	08/31/2021	<5	<0.5	<0.5	<0.5	<0.5	<0.5	<5	<0.5	<0.5	<1	<0.5	<1	<0.5	<0.5	<0.5	<0.5	<0.5	<2	<0.5	<2	<0.5	<2	<0.5	<0.5	<0.5	<0.5	<0.5	<1	<0.5	<0.5	<0.5	<1	<1.5	<1	<0.5	<50	<50	<50	<50
92564333	MW-78_20210930	MW-78	09/30/2021	<5.0	<0.5	<0.5	<0.5	<0.5	<1	<5	<0.5	<0.5	<0.5	<0.5	<0.6	<0.5	<0.5	<0.5	<0.5	<0.5	<2	<0.5	<2	<0.5	<2	<0.5	<0.5	<0.5	<0.5	<0.5	<0.5	<0.5	<0.5	<0.5	<0.5	<1.5	<1	<0.5	<100	<100	<100	NA
92570181	MW-78_20211102	MW-78	11/02/2021	<5	<0.5	<0.5	<0.5	<0.5	<0.5	<5	<0.5	<0.5	<1	<0.5	<1	<0.5	<0.5	<0.5	<0.5	<0.5	<2	<0.5	<2	<0.5	<2	<0.5	<0.5	<0.5	<0.5	<0.5	<1	<0.5	<0.5	<0.5	<1	<1.5	<1	<0.5	<50	<50	<50	<50
92575206	MW-78_20211201	MW-78	12/01/2021	<5	<0.5	<0.5	<0.5	<0.5	<0.5	<5	<0.5	<0.5	<1	<0.5	<1	<0.5	<0.5	<0.5	<0.5	<0.5	<2	<0.5	<2	<0.5	<2	<0.5	<0.5	<0.5	<0.5	<0.5	<1	<0.5	<0.5	<0.5	<1	<1.5	<1	<0.5	<50	<50	<50	<50
92581834 92581854	MW-78_20220110	MW-78	01/10/2022	**1.3J**	<0.5	<0.5	<0.5	<0.5	<0.5	<5	<0.5	<0.5	<1	<0.5	<1	<0.5	<0.5	<0.5	<0.5	<0.5	<2	<0.5	<2	<0.5	<2	<0.5	<0.5	<0.5	<0.5	<0.5	<1	<0.5	<0.5	<0.5	<1	<1.5	<1	<0.5	<50	<50	<50	<50
92581834 92581854	DUP-1-20220110	MW-78	01/10/2022	**0.90J**	<0.5	<0.5	<0.5	<0.5	<0.5	<5	<0.5	<0.5	<1	<0.5	<1	<0.5	<0.5	<0.5	<0.5	<0.5	<2	<0.5	<2	<0.5	<2	<0.5	<0.5	<0.5	<0.5	<0.5	<1	<0.5	<0.5	<0.5	<1	<1.5	<1	<0.5	<50	<50	<50	<50
92585897	MW-78_20220202	MW-78	02/02/2022	<5	<0.5	<0.5	<0.5	<0.5	<0.5	<5	<0.5	<0.5	<1	<0.5	<1	<0.5	<0.5	<0.5	<0.5	<0.5	<2	<0.5	<2	<0.5	<2	<0.5	<0.5	<0.5	<0.5	<0.5	<1	<0.5	<0.5	<0.5	<1	<1.5	<1	<0.5	<50	<50	<50	<50
92590778	MW-78_20220301	MW-78	03/01/2022	**5.1**	<0.5	<0.5	<0.5	<0.5	<0.5	<5	<0.5	<0.5	<1	<0.5	<1	<0.5	<0.5	<0.5	<0.5	<0.5	<2	<0.5	<2	<0.5	<2	<0.5	<0.5	<0.5	<0.5	<0.5	<1	<0.5	<0.5	<0.5	<1	<1.5	<1	<0.5	<50	<50	<50	<50
92597250	MW-78_20220405	MW-78	04/05/2022	<5	<0.5	<0.5	<0.5	<0.5	<0.5	<5	<0.5	<0.5	<1	<0.5	<1	<0.5	<0.5	<0.5	<0.5	<0.5	<2	<0.5	<2	<0.5	<2	<0.5	<0.5	<0.5	<0.5	<0.5	<1	<0.5	<0.5	<0.5	<1	<1.5	<1	<0.5	<50	<50	<50	<50
92602436	MW-78_20220503	MW-78	05/03/2022	<5	<0.5	<0.5	<0.5	<0.5	<0.5	<5	<0.5	<0.5	<1	<0.5	<1	<0.5	<0.5	<0.5	<0.5	<0.5	<2	<0.5	<2	<0.5	<2	<0.5	<0.5	<0.5	<0.5	<0.5	<1	<0.5	<0.5	<0.5	<1	<1.5	<1	<0.5	<50	<50	<50	<50
92607409	MW-78_20220601	MW-78	06/01/2022	**1.9J**	<0.5	<0.5	<0.5	<0.5	<0.5	<5	<0.5	<0.5	<1	<0.5	<1	<0.5	<0.5	<0.5	<0.5	<0.5	<2	<0.5	<2	<0.5	<2	<0.5	<0.5	<0.5	<0.5	<0.5	<1	<0.5	<0.5	<0.5	<1	<1.5	<1	<0.5	<50	<50	<50	**74.4**
MW-79																																									
92526616	MW-79_20210309	MW-79	03/09/2021	<5	<0.5	<0.5	<0.5	<0.5	<0.5	<5	<0.5	<0.5	<1	<0.5	<1	<0.5	<0.5	<0.5	<0.5	<0.5	<2	<0.5	<2	<0.5	<2	<0.5	<0.5	<0.5	<0.5	<0.5	<1	<0.5	<0.5	<0.5	<1	<1.5	<1	<0.5	<100	<100	<100	<100
92531585	MW-79_20210406	MW-79	04/06/2021	<5	<0.5	<0.5	<0.5	<0.5	<0.5	<5	<0.5	<0.5	<1	<0.5	<1	<0.5	<0.5	<0.5	<0.5	<0.5	<2	<0.5	<2	<0.5	<2	<0.5	<0.5	<0.5	<0.5	<0.5	<1	<0.5	<0.5	<0.5	<1	<1.5	<1	<0.5	<50	<50	<50	<50
92537153	MW-79_20210505	MW-79	05/05/2021	<5	<0.5	<0.5	<0.5	<0.5	<0.5	<5	<0.5	<0.5	<1	<0.5	<1	<0.5	<0.5	<0.5	<0.5	<0.5	<2	<0.5	<2	<0.5	<2	<0.5	<0.5	<0.5	<0.5	<0.5	<1	<0.5	<0.5	<0.5	<1	<1.5	<1	<0.5	<50	<50	<50	<50
92542352	MW-79_20210603	MW-79	06/03/2021	<5	<0.5	<0.5	<0.5	<0.5	<0.5	<5	<0.5	<0.5	<1	<0.5	<1	<0.5	<0.5	<0.5	<0.5	<0.5	<2	<0.5	<2	<0.5	<2	<0.5	<0.5	<0.5	<0.5	<0.5	<1	<0.5	<0.5	<0.5	<1	<1.5	<1	<0.5	<50	<50	<50	<50
92548170	MW-79_20210707	MW-79	07/07/2021	<5	**0.71**	<0.5	<0.5	<0.5	<0.5	<5	<0.5	<0.5	<1	<0.5	<1	<0.5	<0.5	<0.5	<0.5	<0.5	<2	<0.5	<2	<0.5	<2	<0.5	<0.5	<0.5	**1.4**	<0.5	<1	<0.5	<0.5	<0.5	<1	<1.5	<1	<0.5	<50	<50	<50	<50
92553189	MW-79_20210803	MW-79	08/03/2021	<5	<0.5	<0.5	<0.5	<0.5	<0.5	<5	<0.5	<0.5	<1	<0.5	<1	<0.5	<0.5	<0.5	<0.5	<0.5	<2	<0.5	<2	<0.5	<2	<0.5	<0.5	<0.5	<0.5	<0.5	<1	<0.5	<0.5	<0.5	<1	<1.5	<1	<0.5	<50	<50	<50	<50
92558741	MW-79_20210831	MW-79	08/31/2021	<5	<0.5	<0.5	<0.5	<0.5	<0.5	<5	<0.5	<0.5	<1	<0.5	<1	<0.5	<0.5	<0.5	<0.5	<0.5	<2	<0.5	<2	<0.5	<2	<0.5	<0.5	<0.5	<0.5	<0.5	<1	<0.5	<0.5	<0.5	<1	<1.5	<1	<0.5	<50	<50	<50	<50
92564333	MW-79_20210930	MW-79	09/30/2021	<5.0	<0.5	<0.5	<0.5	<0.5	<1	<5	<0.5	<0.5	<0.5	<0.5	<0.6	<0.5	<0.5	<0.5	<0.5	<0.5	<2	<0.5	<2	<0.5	<2	<0.5	<0.5	<0.5	<0.5	<0.5	<0.5	<0.5	<0.5	<0.5	<0.5	<1.5	<1	<0.5	<100	<100	<100	NA
92570181	MW-79_20211102	MW-79	11/02/2021	<5	<0.5	<0.5	<0.5	<0.5	<0.5	<5	<0.5	<0.5	<1	<0.5	<1	<0.5	<0.5	<0.5	<0.5	<0.5	<2	<0.5	<2	<0.5	<2	<0.5	<0.5	<0.5	<0.5	<0.5	<1	<0.5	<0.5	<0.5	<1	<1.5	<1	<0.5	<50	<50	<50	<50
92575206	MW-79_20211201	MW-79	12/01/2021	<5	<0.5	<0.5	<0.5	<0.5	<0.5	<5	<0.5	<0.5	<1	<0.5	<1	<0.5	<0.5	<0.5	<0.5	<0.5	<2	<0.5	<2	<0.5	<2	<0.5	<0.5	<0.5	<0.5	<0.5	<1	<0.5	<0.5	<0.5	<1	<1.5	<1	<0.5	<50	<50	<50	<50
92580903 92580955	MW-79_20220104	MW-79	01/04/2022	**0.69J**	<0.5	<0.5	<0.5	<0.5	<0.5	<5	<0.5	<0.5	<1	<0.5	<1	<0.5	<0.5	<0.5	<0.5	<0.5	<2	<0.5	<2	<0.5	<2	<0.5	<0.5	<0.5	<0.5	<0.5	<1	<0.5	<0.5	<0.5	<1	<1.5	<1	<0.5	<50	<50	<50	<50
92585562	MW-79_20220201	MW-79	02/01/2022	<5	<0.5	<0.5	<0.5	<0.5	<0.5	<5	<0.5	<0.5	<1	<0.5	<1	<0.5	<0.5	<0.5	<0.5	<0.5	<2	<0.5	<2	<0.5	<2	<0.5	<0.5	<0.5	<0.5	<0.5	<1	<0.5	<0.5	<0.5	<1	<1.5	<1	<0.5	<50	<50	<50	<50

Table 5A
Summary of Monitoring Well Sampling Results

Colonial Pipeline Company
2020-L1-SR2448
Huntersville, North Carolina

Lab Report Number	Sample ID	Well ID	Sample Date	Metals (µg/L)	VOCs (µg/L)																																MADEP VPH (µg/L)			
				Lead	Benzene	Bromobenzene	Bromochloromethane	Bromodichloromethane	Bromoform	Bromomethane	n-Butylbenzene	sec-Butylbenzene	Chloroethane	Chloroform	Chloromethane	2-Chlorotoluene	Dibromochloromethane	1,2-Dichloroethane	Diisopropyl ether	Ethylbenzene	Hexachloro-1,3-butadiene	Isopropylbenzene (Cumene)	Methylene Chloride	Methyl-tert-butyl ether	Naphthalene	n-Propylbenzene	Styrene	Tetrachloroethene	Toluene	Trichloroethene	Trichlorofluoromethane	1,2,3-Trichloropropane	1,2,4-Trimethylbenzene	1,3,5-Trimethylbenzene	Vinyl chloride	Xylene (Total)	m&p-Xylene	o-Xylene	C5 - C8 Aliphatics	C9 - C12 Aliphatics	C9 - C10 Aromatics	VPH (Total)
NCAC 2L Standards				**15**	**1**	**NE**	**NE**	**0.6**	**4**	**10**	**70**	**70**	**3000**	**70**	**3**	**100**	**0.4**	**0.4**	**70**	**600**	**0.4**	**70**	**5**	**20**	**6**	**70**	**70**	**0.7**	**600**	**3**	**2000**	**0.005**	**400**	**400**	**0.03**	**500**	**500**	**500**	**400**	**700**	**200**	**NE**
IMAC Standards				**--**	**--**	**--**	**--**	**--**	**--**	**--**	**--**	**--**	**--**	**--**	**--**	**--**	**--**	**--**	**--**	**--**	**--**	**--**	**--**	**--**	**--**	**--**	**--**	**--**	**--**	**--**	**--**	**--**	**--**	**--**	**--**	**--**	**--**	**--**	**--**	**--**	**--**
92590778	MW-79_20220301	MW-79	03/01/2022	<5	**0.99**	<0.5	<0.5	<0.5	<0.5	<5	<0.5	<0.5	<1	<0.5	<1	<0.5	<0.5	<0.5	**0.33J**	**0.38J**	<2	<0.5	<2	<0.5	<2	<0.5	<0.5	<0.5	**2.2**	<0.5	<1	<0.5	**0.5**	<0.5	<1	**2.4**	**1.2**	**1.2**	<50	<50	<50	<50
92597241	MW-79_20220405	MW-79	04/05/2022	<5	<0.5	<0.5	<0.5	<0.5	<0.5	<5	<0.5	<0.5	<1	<0.5	<1	<0.5	<0.5	<0.5	<0.5	<0.5	<2	<0.5	<2	<0.5	<2	<0.5	<0.5	<0.5	<0.5	<0.5	<1	<0.5	<0.5	<0.5	<1	<1.5	<1	<0.5	<50	<50	<50	<50
92602439	MW-79_20220503	MW-79	05/03/2022	**3.1J**	**1.4**	<0.5	<0.5	<0.5	<0.5	<5	<0.5	<0.5	<1	<0.5	<1	<0.5	<0.5	<0.5	<0.5	<0.5	<2	<0.5	<2	<0.5	<2	<0.5	<0.5	<0.5	<0.5	<0.5	<1	<0.5	<0.5	<0.5	<1	<1.5	<1	<0.5	<50	<50	<50	<50
92604502	MW-79_20220513	MW-79	05/13/2022	**3.2J**	<0.5	<0.5	<0.5	<0.5	<0.5	<5	<0.5	<0.5	<1	<0.5	<1	<0.5	<0.5	<0.5	<0.5	<0.5	<2	<0.5	<2	<0.5	<2	<0.5	<0.5	<0.5	<0.5	<0.5	<1	<0.5	<0.5	<0.5	<1	<1.5	<1	<0.5	<50	<50	<50	<50
92607409	MW-79_20220601	MW-79	06/01/2022	**1.1J**	<0.5	<0.5	<0.5	<0.5	<0.5	<5	<0.5	<0.5	<1	<0.5	<1	<0.5	<0.5	<0.5	<0.5	<0.5	<2	<0.5	<2	<0.5	<2	<0.5	<0.5	<0.5	<0.5	<0.5	<1	<0.5	<0.5	<0.5	<1	<1.5	<1	<0.5	<50	<50	<50	<50
MW-80																																										
92526616	MW-80_20210309	MW-80	03/09/2021	<5	<0.5	<0.5	<0.5	<0.5	<0.5	<5	<0.5	<0.5	<1	<0.5	<1	<0.5	<0.5	<0.5	<0.5	<0.5	<2	<0.5	<2	<0.5	<2	<0.5	<0.5	<0.5	<0.5	<0.5	<1	<0.5	<0.5	<0.5	<1	<1.5	<1	<0.5	<100	<100	<100	<100
92531225	MW-80_20210405	MW-80	04/05/2021	<5	<0.5	<0.5	<0.5	<0.5	<0.5	<5	<0.5	<0.5	<1	<0.5	<1	<0.5	<0.5	<0.5	<0.5	<0.5	<2	<0.5	<2	<0.5	<2	<0.5	<0.5	<0.5	<0.5	<0.5	<1	<0.5	<0.5	<0.5	<1	<1.5	<1	<0.5	<50	<50	<50	<50
92537153	MW-80_20210505	MW-80	05/05/2021	<5	<0.5	<0.5	<0.5	<0.5	<0.5	<5	<0.5	<0.5	<1	<0.5	<1	<0.5	<0.5	<0.5	<0.5	<0.5	<2	<0.5	<2	<0.5	<2	<0.5	<0.5	<0.5	<0.5	<0.5	<1	<0.5	<0.5	<0.5	<1	<1.5	<1	<0.5	<50	<50	<50	<50
92541992	MW-80_20210602	MW-80	06/02/2021	<5	<0.5	<0.5	<0.5	<0.5	<0.5	<5	<0.5	<0.5	<1	<0.5	<1	<0.5	<0.5	<0.5	<0.5	<0.5	<2	<0.5	<2	<0.5	<2	<0.5	<0.5	<0.5	<0.5	<0.5	<1	<0.5	<0.5	<0.5	<1	<1.5	<1	<0.5	<50	<50	<50	<50
92548170	MW-80_20210707	MW-80	07/07/2021	<5	<0.5	<0.5	<0.5	<0.5	<0.5	<5	<0.5	<0.5	<1	<0.5	<1	<0.5	<0.5	<0.5	<0.5	<0.5	<2	<0.5	<2	<0.5	<2	<0.5	<0.5	<0.5	<0.5	<0.5	<1	<0.5	<0.5	<0.5	<1	<1.5	<1	<0.5	<50	<50	<50	<50
92548170	DUP-2-20210707	MW-80	07/07/2021	<5	<0.5	<0.5	<0.5	<0.5	<0.5	<5	<0.5	<0.5	<1	<0.5	<1	<0.5	<0.5	<0.5	<0.5	<0.5	<2	<0.5	<2	<0.5	<2	<0.5	<0.5	<0.5	<0.5	<0.5	<1	<0.5	<0.5	<0.5	<1	**1.09J**	**0.73J**	**0.36J**	<50	<50	<50	<50
92553189	MW-80_20210803	MW-80	08/03/2021	<5	<0.5	<0.5	<0.5	<0.5	<0.5	<5	<0.5	<0.5	<1	<0.5	<1	<0.5	<0.5	<0.5	<0.5	<0.5	<2	<0.5	<2	<0.5	<2	<0.5	<0.5	<0.5	<0.5	<0.5	<1	<0.5	<0.5	<0.5	<1	<1.5	<1	<0.5	<50	<50	<50	<50
92558741	MW-80_20210831	MW-80	08/31/2021	<5	<0.5	<0.5	<0.5	<0.5	<0.5	<5	<0.5	<0.5	<1	<0.5	<1	<0.5	<0.5	<0.5	<0.5	<0.5	<2	<0.5	<2	<0.5	<2	<0.5	<0.5	<0.5	<0.5	<0.5	<1	<0.5	<0.5	<0.5	<1	<1.5	<1	<0.5	<50	<50	<50	<50
92564333	MW-80_20210930	MW-80	09/30/2021	<5.0	<0.5	<0.5	<0.5	<0.5	<1	<5	<0.5	<0.5	<0.5	<0.5	<0.6	<0.5	<0.5	<0.5	<0.5	<0.5	<0.6	<0.5	<5	<0.5	<0.5	<0.5	<0.5	<0.5	<0.5	<0.5	<1	<0.5	<0.5	<0.5	<0.5	<1.5	<1	<0.5	<100	<100	<100	NA
92570181	MW-80_20211102	MW-80	11/02/2021	<5	<0.5	<0.5	<0.5	<0.5	<0.5	<5	<0.5	<0.5	<1	<0.5	<1	<0.5	<0.5	<0.5	<0.5	<0.5	<2	<0.5	<2	<0.5	<2	<0.5	<0.5	<0.5	<0.5	<0.5	<1	<0.5	<0.5	<0.5	<1	<1.5	<1	<0.5	<50	<50	<50	<50
92575206	MW-80_20211201	MW-80	12/01/2021	<5	<0.5	<0.5	<0.5	<0.5	<0.5	<5	<0.5	<0.5	<1	<0.5	<1	<0.5	<0.5	<0.5	<0.5	<0.5	<2	<0.5	<2	<0.5	<2	<0.5	<0.5	<0.5	<0.5	<0.5	<1	<0.5	<0.5	<0.5	<1	<1.5	<1	<0.5	<50	<50	<50	<50
92580903 92580955	MW-80_20220104	MW-80	01/04/2022	**9.2**	<0.5	<0.5	<0.5	<0.5	<0.5	<5	<0.5	<0.5	<1	<0.5	<1	<0.5	<0.5	<0.5	<0.5	<0.5	<2	<0.5	<2	<0.5	<2	<0.5	<0.5	<0.5	<0.5	<0.5	<1	<0.5	<0.5	<0.5	<1	<1.5	<1	<0.5	<50	<50	<50	<50
92585897	MW-80_20220202	MW-80	02/02/2022	<5	<0.5	<0.5	<0.5	<0.5	<0.5	<5	<0.5	<0.5	<1	<0.5	<1	<0.5	<0.5	<0.5	<0.5	<0.5	<2	<0.5	<2	<0.5	<2	<0.5	<0.5	<0.5	<0.5	<0.5	<1	<0.5	<0.5	<0.5	<1	<1.5	<1	<0.5	<50	<50	<50	<50
92585897	DUP-1-20220202	MW-80	02/02/2022	<5	<0.5	<0.5	<0.5	<0.5	<0.5	<5	<0.5	<0.5	<1	<0.5	<1	<0.5	<0.5	<0.5	<0.5	<0.5	<2	<0.5	<2	<0.5	<2	<0.5	<0.5	<0.5	<0.5	<0.5	<1	<0.5	<0.5	<0.5	<1	<1.5	<1	<0.5	<50	<50	<50	<50
92590778	MW-80_20220301	MW-80	03/01/2022	**0.23J**	<0.5	<0.5	<0.5	<0.5	<0.5	<5	<0.5	<0.5	<1	<0.5	<1	<0.5	<0.5	<0.5	<0.5	<0.5	<2	<0.5	<2	<0.5	<2	<0.5	<0.5	<0.5	<0.5	<0.5	<1	<0.5	<0.5	<0.5	<1	<1.5	<1	<0.5	<50	<50	<50	<50
92597250	MW-80_20220405	MW-80	04/05/2022	<5	<0.5	<0.5	<0.5	<0.5	<0.5	<5	<0.5	<0.5	<1	<0.5	<1	<0.5	<0.5	<0.5	<0.5	<0.5	<2	<0.5	<2	<0.5	<2	<0.5	<0.5	<0.5	<0.5	<0.5	<1	<0.5	<0.5	<0.5	<1	<1.5	<1	<0.5	<50	<50	<50	<50
92597250	DUP-1-20220405	MW-80	04/05/2022	<5	<0.5	<0.5	<0.5	<0.5	<0.5	<5	<0.5	<0.5	<1	<0.5	<1	<0.5	<0.5	<0.5	<0.5	<0.5	<2	<0.5	<2	<0.5	<2	<0.5	<0.5	<0.5	<0.5	<0.5	<1	<0.5	<0.5	<0.5	<1	<1.5	<1	<0.5	<50	<50	<50	<50
92602787	MW-80_20220504	MW-80	05/04/2022	<5	<0.5	<0.5	<0.5	<0.5	<0.5	<5	<0.5	<0.5	<1	<0.5	<1	<0.5	<0.5	<0.5	<0.5	<0.5	<2	<0.5	<2	<0.5	<2	<0.5	<0.5	<0.5	<0.5	<0.5	<1	<0.5	<0.5	<0.5	<1	<1.5	<1	<0.5	<50	<50	<50	<50
92607409	MW-80_20220601	MW-80	06/01/2022	<5	<0.5	<0.5	<0.5	<0.5	<0.5	<5	<0.5	<0.5	<1	<0.5	<1	<0.5	<0.5	<0.5	<0.5	<0.5	<2	<0.5	<2	<0.5	<2	<0.5	<0.5	<0.5	<0.5	<0.5	<1	<0.5	<0.5	<0.5	<1	<1.5	<1	<0.5	<50	<50	<50	<50
MW-81																																										
92527326	MW-81_20210311	MW-81	03/11/2021	<5	**3.5**	<0.5	<0.5	<0.5	<0.5	<5	<0.5	<0.5	<1	<0.5	<1	<0.5	<0.5	<0.5	**2.9**	**2.9**	<2	<0.5	<2	<0.5	<2	<0.5	<0.5	<0.5	**12.5**	<0.5	<1	<0.5	**12.3**	<0.5	<1	**42.3**	**22.0**	**20.3**	**1,640**	**263**	**93.5**	**170**
92531225	MW-81_20210405	MW-81	04/05/2021	<5	<0.5	<0.5	<0.5	<0.5	<0.5	<5	<0.5	<0.5	<1	<0.5	<1	<0.5	<0.5	<0.5	<0.5	<0.5	<2	<0.5	<2	<0.5	<2	<0.5	<0.5	<0.5	<0.5	<0.5	<1	<0.5	<0.5	<0.5	<1	<1.5	<1	<0.5	**60.8**	<50	<50	**60.8**
92537153	MW-81_20210505	MW-81	05/05/2021	<5	<0.5	<0.5	<0.5	<0.5	<0.5	<5	<0.5	<0.5	<1	<0.5	<1	<0.5	<0.5	<0.5	<0.5	<0.5	<2	<0.5	<2	<0.5	<2	<0.5	<0.5	<0.5	<0.5	<0.5	<1	<0.5	<0.5	<0.5	<1	<1.5	<1	<0.5	<50	<50	<50	<50
92541992	MW-81_20210602	MW-81	06/02/2021	<5	<0.5	<0.5	<0.5	<0.5	<0.5	<5	<0.5	<0.5	<1	<0.5	<1	<0.5	<0.5	<0.5	<0.5	<0.5	<2	<0.5	<2	<0.5	<2	<0.5	<0.5	<0.5	<0.5	<0.5	<1	<0.5	<0.5	<0.5	<1	<1.5	<1	<0.5	<50	<50	<50	<50
92548170	MW-81_20210707	MW-81	07/07/2021	<5	<0.5	<0.5	<0.5	<0.5	<0.5	<5	<0.5	<0.5	<1	<0.5	<1	<0.5	<0.5	<0.5	<0.5	<0.5	<2	<0.5	<2	<0.5	<2	<0.5	<0.5	<0.5	<0.5	<0.5	<1	<0.5	<0.5	<0.5	<1	<1.5	<1	<0.5	<50	<50	<50	<50
92553189	MW-81_20210803	MW-81	08/03/2021	<5	<0.5	<0.5	<0.5	<0.5	<0.5	<5	<0.5	<0.5	<1	<0.5	<1	<0.5	<0.5	<0.5	<0.5	<0.5	<2	<0.5	<2	<0.5	<2	<0.5	<0.5	<0.5	<0.5	<0.5	<1	<0.5	<0.5	<0.5	<1	<1.5	<1	<0.5	<50	<50	<50	<50
92558741	MW-81_20210831	MW-81	08/31/2021	<5	<0.5	<0.5	<0.5	<0.5	<0.5	<5	<0.5	<0.5	<1	<0.5	<1	<0.5	<0.5	<0.5	<0.5	<0.5	<2	<0.5	<2	<0.5	<2	<0.5	<0.5	<0.5	<0.5	<0.5	<1	<0.5	<0.5	<0.5	<1	<1.5	<1	<0.5	<50	<50	<50	<50
92564333	MW-81_20210930	MW-81	09/30/2021	<5.0	<0.5	<0.5	<0.5	<0.5	<1	<5	<0.5	<0.5	<0.5	<0.5	<0.6	<0.5	<0.5	<0.5	<0.5	<0.5	<0.6	<0.5	<5.0	<0.5	<0.5	<0.5	<0.5	<0.5	<0.5	<0.5	<1	<0.5	<0.5	<0.5	<0.5	<1.5	<1	<0.5	<100	<100	<100	NA
92570181	MW-81_20211102	MW-81	11/02/2021	<5	<0.5	<0.5	<0.5	<0.5	<0.5	<5	<0.5	<0.5	<1	<0.5	<1	<0.5	<0.5	<0.5	<0.5	<0.5	<2	<0.5	<2	<0.5	<2	<0.5	<0.5	<0.5	<0.5	<0.5	<1	<0.5	<0.5	<0.5	<1	<1.5	<1	<0.5	<50	<50	<50	<50
92575206	MW-81_20211201	MW-81	12/01/2021	<5	<0.5	<0.5	<0.5	<0.5	<0.5	<5	<0.5	<0.5	<1	<0.5	<1	<0.5	<0.5	<0.5	<0.5	<0.5	<2	<0.5	<2	<0.5	<2	<0.5	<0.5	<0.5	<0.5	<0.5	<1	<0.5	<0.5	<0.5	<1	<1.5	<1	<0.5	<50	<50	<50	<50
92580903 92580955	MW-81_20220104	MW-81	01/04/2022	**0.88J**	<0.5	<0.5	<0.5	<0.5	<0.5	<5	<0.5	<0.5	<1	<0.5	<1	<0.5	<0.5	<0.5	<0.5	<0.5	<2	<0.5	<2	<0.5	<2	<0.5	<0.5	<0.5	<0.5	<0.5	<1	<0.5	<0.5	<0.5	<1	<1.5	<1	<0.5	<50	<50	<50	<50
92585562	MW-81_20220201	MW-81	02/01/2022	**20.2**	<0.5	<0.5	<0.5	<0.5	<0.5	<5	<0.5	<0.5	<1	<0.5	<1	<0.5	<0.5	<0.5	<0.5	<0.5	<2	<0.5	<2	<0.5	<2	<0.5	<0.5	<0.5	<0.5	<0.5	<1	<0.5	<0.5	<0.5	<1	<1.5	<1	<0.5	<50	<50	<50	<50
92590778	MW-81_20220301	MW-81	03/01/2022	**2.6J**	<0.5	<0.5	<0.5	<0.5	<0.5	<5	<0.5	<0.5	<1	<0.5	<1	<0.5	<0.5	<0.5	<0.5	<0.5	<2	<0.5	<2	<0.5	<2	<0.5	<0.5	<0.5	<0.5	<0.5	<1	<0.5	<0.5	<0.5	<1	<1.5	<1	<0.5	<50	<50	<50	<50
92597250	MW-81_20220405	MW-81	04/05/2022	**13.4**	<0.5	<0.5	<0.5	<0.5	<0.5	<5	<0.5	<0.5	<1	<0.5	<1	<0.5	<0.5	<0.5	<0.5	<0.5	<2	<0.5	<2	<0.5	<2	<0.5	<0.5	<0.5	<0.5	<0.5	<1	<0.5	<0.5	<0.5	<1	<1.5	<1	<0.5	<50	<50	<50	<50
92602787	MW-81_20220504	MW-81	05/04/2022	**7.6**	<0.5	<0.5	<0.5	<0.5	<0.5	<5	<0.5	<0.5	<1	<0.5	<1	<0.5	<0.5	<0.5	<0.5	<0.5	<2	<0.5	<2	<0.5	<2	<0.5	<0.5	<0.5	<0.5	<0.5	<1	<0.5	<0.5	<0.5	<1	<1.5	<1	<0.5	<50	<50	<50	<50
92607409	MW-81_20220601	MW-81	06/01/2022	**3.5J**	<0.5	<0.5	<0.5	<0.5	<0.5	<5	<0.5	<0.5	<1	<0.5	<1	<0.5	<0.5	<0.5	<0.5	<0.5	<2	<0.5	<2	<0.5	<2	<0.5	<0.5	<0.5	<0.5	<0.5	<1	<0.5	<0.5	<0.5	<1	<1.5	<1	<0.5	<50	<50	<50	<50
MW-82																																										
92527326	MW-82_20210311	MW-82	03/11/2021	<5	<0.5	<0.5	<0.5	<0.5	<0.5	<5	<0.5	<0.5	<1	<0.5	<1	<0.5	<0.5	<0.5	<0.5	<0.5	<2	<0.5	<2	<0.5	<2	<0.5	<0.5	<0.5	<0.5	<0.5	<1	<0.5	<0.5	<0.5	<1	<1.5	<1	<0.5	<50	<50	<50	<50
92531225	MW-82_20210405	MW-82	04/05/2021	<5	<0.5	<0.5	<0.5	<0.5	<0.5	<5	<0.5	<0.5	<1	<0.5	<1	<0.5	<0.5	<0.5	<0.5	<0.5	<2	<0.5	<2	<0.5	<2	<0.5	<0.5	<0.5	<0.5	<0.5	<1	<0.5	<0.5	<0.5	<1	<1.5	<1	<0.5	<50	<50	<50	<50
92537153	MW-82_20210505	MW-82	05/05/2021	<5	<0.5	<0.5	<0.5	<0.5	<0.5	<5	<0.5	<0.5	<1	<0.5	<1	<0.5	<0.5	<0.5	<0.5	<0.5	<2	<0.5	<2	<0.5	<2	<0.5	<0.5	<0.5	<0.5	<0.5	<1	<0.5	<0.5	<0.5	<1	<1	<1	<0.5	<50	<50	<50	<50
92541992	MW-82_20210602	MW-82	06/02/2021	<5	<0.5	<0.5	<0.5	<0.5	<0.5	<5	<0.5	<0.5	<1	<0.5	<1	<0.5	<0.5	<0.5	<0.5	<0.5	<2	<0.5	<2	<0.5	<2	<0.5	<0.5	<0.5	<0.5	<0.5	<1	<0.5	<0.5	<0.5	<1	<1.5	<1	<0.5	<50	<50	<50	<50
92548170	MW-82_20210707	MW-82	07/07/2021	<5	<0.5	<0.5	<0.5	<0.5	<0.5	<5	<0.5	<0.5	<1	<0.5	<1	<0.5	<0.5	<0.5	<0.5	<0.5	<2	<0.5	<2	<0.5	<2	<0.5	<0.5	<0.5	<0.5	<0.5	<1	<0.5	<0.5	<0.5	<1	<1.5	<1	<0.5	<50	<50	<50	<50
92553189	MW-82_20210803	MW-82	08/03/2021	<5	<0.5	<0.5	<0.5	<0.5	<0.5	<5	<0.5	<0.5	<1	<0.5	<1	<0.5	<0.5	<0.5	<0.5	<0.5	<2	<0.5	<2	<0.5	<2	<0.5	<0.5	<0.5	<0.5	<0.5	<1	<0.5	<0.5	<0.5	<1	<1.5	<1	<0.5	<50	<50	<50	<50
92558741	MW-82_20210831	MW-82	08/31/2021	**5.3**	<0.5	<0.5	<0.5	<0.5	<0.5	<5	<0.5	<0.5	<1	<0.5	<1	<0.5	<0.5	<0.5	<0.5	<0.5	<2	<0.5	<2	<0.5	<2	<0.5	<0.5	<0.5	<0.5	<0.5	<1	<0.5	<0.5	<0.5	<1	<1.5	<1	<0.5	<50	<50	<50	<50
92564333	MW-82_20210930	MW-82	09/30/2021	<5.0	<0.5	<0.5	<0.5	<0.5	<1	<5	<0.5	<0.5	<0.5	<0.5	<0.6	<0.5	<0.5	<0.5	<0.5	<0.5	<0.6	<0.5	<5	<0.5	<0.5	<0.5	<0.5	<0.5	<0.5	<0.5	<1	<0.5	<0.5	<0.5	<0.5	<1.5	<1	<0.5	<100	<100	<100	NA
92570181	MW-82_20211102	MW-82	11/02/2021	<5	<0.5	<0.5	<0.5	<0.5	<0.5	<5	<0.5	<0.5	<1	<0.5	<1	<0.5	<0.5	<0.5	<0.5	<0.5	<2	<0.5	<2	<0.5	<2	<0.5	<0.5	<0.5	<0.5	<0.5	<1	<0.5	<0.5	<0.5	<1	<1.5	<1	<0.5	<50	<50	<50	<50
92575206	MW-82_20211201	MW-82	12/01/2021	<5	<0.5	<0.5	<0.5	<0.5	<0.5	<5	<0.5	<0.5	<1	<0.5	<1	<0.5	<0.5	<0.5	<0.5	<0.5	<2	<0.5	<2	<0.5	<2	<0.5	<0.5	<0.5	<0.5	<0.5	<1	<0.5	<0.5	<0.5	<1	<1.5	<1	<0.5	<50	<50	<50	<50

Table 5A
Summary of Monitoring Well Sampling Results

Colonial Pipeline Company
2020-L1-SR2448
Huntersville, North Carolina

Lab Report Number	Sample ID	Well ID	Sample Date	Metals (µg/L)	VOCs (µg/L)																																MADEP VPH (µg/L)			
				Lead	Benzene	Bromobenzene	Bromochloromethane	Bromodichloromethane	Bromoform	Bromomethane	n-Butylbenzene	sec-Butylbenzene	Chloroethane	Chloroform	Chloromethane	2-Chlorotoluene	Dibromochloromethane	1,2-Dichloroethane	Diisopropyl ether	Ethylbenzene	Hexachloro-1,3-butadiene	Isopropylbenzene (Cumene)	Methylene Chloride	Methyl-tert-butyl ether	Naphthalene	n-Propylbenzene	Styrene	Tetrachloroethene	Toluene	Trichloroethene	Trichlorofluoromethane	1,2,3-Trichloropropane	1,2,4-Trimethylbenzene	1,3,5-Trimethylbenzene	Vinyl chloride	Xylene (Total)	m&p-Xylene	o-Xylene	C5 - C8 Aliphatics	C9 - C12 Aliphatics	C9 - C10 Aromatics	VPH (Total)
NCAC 2L Standards				**15**	**1**	**NE**	**NE**	**0.6**	**4**	**10**	**70**	**70**	**3000**	**70**	**3**	**100**	**0.4**	**0.4**	**70**	**600**	**0.4**	**70**	**5**	**20**	**6**	**70**	**70**	**0.7**	**600**	**3**	**2000**	**0.005**	**400**	**400**	**0.03**	**500**	**500**	**500**	**400**	**700**	**200**	**NE**
IMAC Standards				**--**	**--**	**--**	**--**	**--**	**--**	**--**	**--**	**--**	**--**	**--**	**--**	**--**	**--**	**--**	**--**	**--**	**--**	**--**	**--**	**--**	**--**	**--**	**--**	**--**	**--**	**--**	**--**	**--**	**--**	**--**	**--**	**--**	**--**	**--**	**--**	**--**	**--**
92580930 92580955	MW-82_20220104	MW-82	01/04/2022	**0.12J**	<0.5	<0.5	<0.5	<0.5	<0.5	<5	<0.5	<0.5	<1	<0.5	<1	<0.5	<0.5	<0.5	<0.5	<0.5	<2	<0.5	<2	<0.5	<2	<0.5	<0.5	<0.5	<0.5	<0.5	<1	<0.5	<0.5	<0.5	<1	<1.5	<1	<0.5	<50	<50	<50	<50
92585562	MW-82_20220201	MW-82	02/01/2022	**4.9J**	<0.5	<0.5	<0.5	<0.5	<0.5	<5	<0.5	<0.5	<1	<0.5	<1	<0.5	<0.5	<0.5	<0.5	<0.5	<2	<0.5	<2	<0.5	<2	<0.5	<0.5	<0.5	<0.5	<0.5	<1	<0.5	<0.5	<0.5	<1	<1.5	<1	<0.5	<50	<50	<50	<50
92590778	MW-82_20220301	MW-82	03/01/2022	**2.1J**	<0.5	<0.5	<0.5	<0.5	<0.5	<5	<0.5	<0.5	<1	<0.5	<1	<0.5	<0.5	<0.5	<0.5	<0.5	<2	<0.5	<2	<0.5	<2	<0.5	<0.5	<0.5	<0.5	<0.5	<1	<0.5	<0.5	<0.5	<1	<1.5	<1	<0.5	<50	<50	<50	<50
92590778	DUP-1-20220301	MW-82	03/01/2022	**1.7J**	<0.5	<0.5	<0.5	<0.5	<0.5	<5	<0.5	<0.5	<1	<0.5	<1	<0.5	<0.5	<0.5	<0.5	<0.5	<2	<0.5	<2	<0.5	<2	<0.5	<0.5	<0.5	<0.5	<0.5	<1	<0.5	<0.5	<0.5	<1	<1.5	<1	<0.5	<50	<50	<50	<50
92597250	MW-82_20220405	MW-82	04/05/2022	**5.3**	<0.5	<0.5	<0.5	<0.5	<0.5	<5	<0.5	<0.5	<1	<0.5	<1	<0.5	<0.5	<0.5	<0.5	<0.5	<2	<0.5	<2	<0.5	<2	<0.5	<0.5	<0.5	<0.5	<0.5	<1	<0.5	<0.5	<0.5	<1	<1.5	<1	<0.5	<50	<50	<50	<50
92602787	MW-82_20220504	MW-82	05/04/2022	**4.3J**	<0.5	<0.5	<0.5	<0.5	<0.5	<5	<0.5	<0.5	<1	<0.5	<1	<0.5	<0.5	<0.5	<0.5	<0.5	<2	<0.5	<2	<0.5	<2	<0.5	<0.5	<0.5	<0.5	<0.5	<1	<0.5	<0.5	<0.5	<1	<1.5	<1	<0.5	<50	<50	<50	<50
92607409	MW-82_20220601	MW-82	06/01/2022	**2.9J**	<0.5	<0.5	<0.5	<0.5	<0.5	<5	<0.5	<0.5	<1	<0.5	<1	<0.5	<0.5	<0.5	<0.5	<0.5	<2	<0.5	<2	<0.5	<2	<0.5	<0.5	<0.5	<0.5	<0.5	<1	<0.5	<0.5	<0.5	<1	<1.5	<1	<0.5	<50	<50	<50	<50
MW-83																																										
92527326	MW-83_20210311	MW-83	03/11/2021	**67.3**	<0.5	<0.5	<0.5	<0.5	<0.5	<5	<0.5	<0.5	<1	<0.5	<1	<0.5	<0.5	<0.5	<0.5	<0.5	<2	<0.5	<2	<0.5	<2	<0.5	<0.5	<0.5	<0.5	<0.5	<1	<0.5	<0.5	<0.5	<1	<1.5	<1	<0.5	<50	<50	<50	<50
92531853	MW-83_20210407	MW-83	04/07/2021	**35.9**	<0.5	<0.5	<0.5	<0.5	<0.5	<5	<0.5	<0.5	<1	<0.5	<1	<0.5	<0.5	<0.5	<0.5	<0.5	<2	<0.5	<2	<0.5	<2	<0.5	<0.5	<0.5	<0.5	<0.5	<1	<0.5	<0.5	<0.5	<1	<1.5	<1	<0.5	<50	<50	<50	<50
92537153	MW-83_20210505	MW-83	05/05/2021	<5	<0.5	<0.5	<0.5	<0.5	<0.5	<5	<0.5	<0.5	<1	<0.5	<1	<0.5	<0.5	<0.5	<0.5	<0.5	<2	<0.5	<2	<0.5	<2	<0.5	<0.5	<0.5	<0.5	<0.5	<1	<0.5	<0.5	<0.5	<1	<1	<1	<0.5	<50	<50	<50	<50
92541699	MW-83_20210601	MW-83	06/01/2021	**9.7**	<0.5	<0.5	<0.5	<0.5	<0.5	<5	<0.5	<0.5	<1	<0.5	<1	<0.5	<0.5	<0.5	<0.5	<0.5	<2	<0.5	<2	<0.5	<2	<0.5	<0.5	<0.5	<0.5	<0.5	<1	<0.5	<0.5	<0.5	<1	<1.5	<1	<0.5	<50	<50	<50	<50
92548170	MW-83_20210707	MW-83	07/07/2021	<5	<0.5	<0.5	<0.5	<0.5	<0.5	<5	<0.5	<0.5	<1	<0.5	<1	<0.5	<0.5	<0.5	<0.5	<0.5	<2	<0.5	<2	<0.5	<2	<0.5	<0.5	<0.5	<0.5	<0.5	<1	<0.5	<0.5	<0.5	<1	<1.5	<1	<0.5	<50	<50	<50	<50
92553519	MW-83_20210804	MW-83	08/04/2021	<5	<0.5	<0.5	<0.5	<0.5	<0.5	<5	<0.5	<0.5	<1	<0.5	<1	<0.5	<0.5	<0.5	<0.5	<0.5	<2	<0.5	<2	<0.5	<2	<0.5	<0.5	<0.5	<0.5	<0.5	<1	<0.5	<0.5	<0.5	<1	<1.5	<1	<0.5	<50	<50	<50	<50
92558742	MW-83_20210831	MW-83	08/31/2021	<5	<0.5	<0.5	<0.5	<0.5	<0.5	<5	<0.5	<0.5	<1	<0.5	<1	<0.5	<0.5	<0.5	<0.5	<0.5	<2	<0.5	<2	<0.5	<2	<0.5	<0.5	<0.5	<0.5	<0.5	<1	<0.5	<0.5	<0.5	<1	<1.5	<1	<0.5	<50	<50	<50	<50
92564333	MW-83_20210930	MW-83	09/30/2021	<5.0	<0.5	<0.5	<0.5	<0.5	<1	<5	<0.5	<0.5	<0.5	<0.5	<0.6	<0.5	<0.5	<0.5	<0.5	<0.5	<0.6	<0.5	<5	<0.5	<0.5	<0.5	<0.5	<0.5	<0.5	<0.5	<0.5	<0.5	<0.5	<0.5	<0.5	<1.5	<1	<0.5	<100	<100	<100	NA
92571046	MW-83_20211105	MW-83	11/05/2021	<5	<0.5	<0.5	<0.5	<0.5	<0.5	<5	<0.5	<0.5	<1	<0.5	<1	<0.5	<0.5	<0.5	<0.5	<0.5	<2	<0.5	<2	<0.5	<2	<0.5	<0.5	<0.5	<0.5	<0.5	<1	<0.5	<0.5	<0.5	<1	<1.5	<1	<0.5	<50	<50	<50	<50
92575206	MW-83_20211201	MW-83	12/01/2021	**4.8J**	<0.5	<0.5	<0.5	<0.5	<0.5	<5	<0.5	<0.5	<1	<0.5	<1	<0.5	<0.5	<0.5	<0.5	<0.5	<2	<0.5	<2	<0.5	<2	<0.5	<0.5	<0.5	**0.75**	<0.5	<1	<0.5	<0.5	<0.5	<1	<1.5	<1	<0.5	<50	<50	<50	<50
92580903 92580955	MW-83_20220104	MW-83	01/04/2022	**0.21J**	<0.5	<0.5	<0.5	<0.5	<0.5	<5	<0.5	<0.5	<1	<0.5	<1	<0.5	<0.5	<0.5	<0.5	<0.5	<2	<0.5	<2	<0.5	<2	<0.5	<0.5	<0.5	<0.5	<0.5	<1	<0.5	<0.5	<0.5	<1	<1.5	<1	<0.5	<50	<50	<50	<50
92585562	MW-83_20220201	MW-83	02/01/2022	<5	<0.5	<0.5	<0.5	<0.5	<0.5	<5	<0.5	<0.5	<1	<0.5	<1	<0.5	<0.5	<0.5	<0.5	<0.5	<2	<0.5	<2	<0.5	<2	<0.5	<0.5	<0.5	<0.5	<0.5	<1	<0.5	<0.5	<0.5	<1	<1.5	<1	<0.5	<50	<50	<50	<50
92590778	MW-83_20220301	MW-83	03/01/2022	**0.30J**	<0.5	<0.5	<0.5	<0.5	<0.5	<5	<0.5	<0.5	<1	<0.5	<1	<0.5	<0.5	<0.5	<0.5	<0.5	<2	<0.5	<2	<0.5	<2	<0.5	<0.5	<0.5	<0.5	<0.5	<1	<0.5	<0.5	<0.5	<1	<1.5	<1	<0.5	<50	<50	<50	<50
92597241	MW-83_20220405	MW-83	04/05/2022	<5	<0.5	<0.5	<0.5	<0.5	<0.5	<5	<0.5	<0.5	<1	<0.5	<1	<0.5	<0.5	<0.5	<0.5	<0.5	<2	<0.5	<2	<0.5	<2	<0.5	<0.5	<0.5	<0.5	<0.5	<1	<0.5	<0.5	<0.5	<1	<1.5	<1	<0.5	<50	<50	<50	<50
92602436	MW-83_20220503	MW-83	05/03/2022	**20.9**	<0.5	<0.5	<0.5	<0.5	<0.5	<5	<0.5	<0.5	<1	<0.5	<1	<0.5	<0.5	<0.5	<0.5	<0.5	<2	<0.5	<2	<0.5	<2	<0.5	<0.5	<0.5	<0.5	<0.5	<1	<0.5	<0.5	<0.5	<1	<1.5	<1	<0.5	<50	<50	<50	<50
92607409	MW-83_20220601	MW-83	06/01/2022	**7.2**	<0.5	<0.5	<0.5	<0.5	<0.5	<5	<0.5	<0.5	<1	<0.5	<1	<0.5	<0.5	<0.5	<0.5	<0.5	<2	<0.5	<2	<0.5	<2	<0.5	<0.5	<0.5	<0.5	<0.5	<1	<0.5	<0.5	<0.5	<1	<1.5	<1	<0.5	<50	<50	<50	<50
MW-84																																										
92527326	MW-84_20210311	MW-84	03/11/2021	<5	<0.5	<0.5	<0.5	<0.5	<0.5	<5	<0.5	<0.5	<1	<0.5	<1	<0.5	<0.5	<0.5	**1.4**	<0.5	<2	<0.5	<2	<0.5	<2	<0.5	<0.5	<0.5	<0.5	<0.5	<1	<0.5	<0.5	<0.5	<1	<1.5	<1	<0.5	<50	<50	<50	<50
92531853	MW-84_20210407	MW-84	04/07/2021	<5	<0.5	<0.5	<0.5	<0.5	<0.5	<5	<0.5	<0.5	<1	<0.5	<1	<0.5	<0.5	<0.5	<0.5	<0.5	<2	<0.5	<2	<0.5	<2	<0.5	<0.5	<0.5	<0.5	<0.5	<1	<0.5	<0.5	<0.5	<1	<1.5	<1	<0.5	<50	<50	<50	<50
92537153	MW-84_20210505	MW-84	05/05/2021	**45.7**	<0.5	<0.5	<0.5	<0.5	<0.5	<5	<0.5	<0.5	<1	<0.5	<1	<0.5	<0.5	<0.5	<0.5	<0.5	<2	<0.5	<2	<0.5	<2	<0.5	<0.5	<0.5	<0.5	<0.5	<1	<0.5	<0.5	<0.5	<1	<1	<1	<0.5	**269**	<50	<50	**271**
92541699	MW-84_20210601	MW-84	06/01/2021	<5	<0.5	<0.5	<0.5	<0.5	<0.5	<5	<0.5	<0.5	<1	<0.5	<1	<0.5	<0.5	<0.5	<0.5	<0.5	<2	<0.5	<2	<0.5	<2	<0.5	<0.5	<0.5	<0.5	<0.5	<1	<0.5	<0.5	<0.5	<1	<1.5	<1	<0.5	<50	<50	<50	<50
92548170	MW-84_20210707	MW-84	07/07/2021	<5	<0.5	<0.5	<0.5	<0.5	<0.5	<5	<0.5	<0.5	<1	<0.5	<1	<0.5	<0.5	<0.5	<0.5	<0.5	<2	<0.5	<2	<0.5	<2	<0.5	<0.5	<0.5	<0.5	<0.5	<1	<0.5	<0.5	<0.5	<1	<1.5	<1	<0.5	<50	<50	<50	<50
92553189	MW-84_20210803	MW-84	08/03/2021	<5	<0.5	<0.5	<0.5	<0.5	<0.5	<5	<0.5	<0.5	<1	<0.5	<1	<0.5	<0.5	<0.5	<0.5	<0.5	<2	<0.5	<2	<0.5	<2	<0.5	<0.5	<0.5	<0.5	<0.5	<1	<0.5	<0.5	<0.5	<1	<1.5	<1	<0.5	<50	<50	<50	<50
92558742	MW-84_20210831	MW-84	08/31/2021	<5	<0.5	<0.5	<0.5	<0.5	<0.5	<5	<0.5	<0.5	<1	<0.5	<1	<0.5	<0.5	<0.5	<0.5	<0.5	<2	<0.5	<2	<0.5	<2	<0.5	<0.5	<0.5	**0.73**	<0.5	<1	<0.5	<0.5	<0.5	<1	<1.5	<1	<0.5	<50	<50	<50	<50
92564485	MW-84_20211001	MW-84	10/01/2021	<5.0	<0.5	<0.5	<0.5	<0.5	<1	<5	<0.5	<0.5	<0.5	<0.5	<0.6	<0.5	<0.5	<0.5	<0.5	**0.13J**	<0.6	<0.5	<5	<0.5	<0.5	<0.5	<0.5	<0.5	**0.94**	<0.5	<0.5	<0.5	<0.5	<0.5	<0.5	**0.57J**	**0.19J**	**0.38J**	<100	<100	<100	NA
92570181	MW-84_20211102	MW-84	11/02/2021	<5	**0.52**	<0.5	<0.5	<0.5	<0.5	<5	<0.5	<0.5	<1	<0.5	<1	<0.5	<0.5	<0.5	<0.5	<0.5	<2	<0.5	<2	<0.5	<2	<0.5	<0.5	<0.5	**0.98**	<0.5	<1	<0.5	<0.5	<0.5	<1	**0.39J**	<1	**0.39J**	<50	<50	<50	<50
92575206	MW-84_20211201	MW-84	12/01/2021	<5	<0.5	<0.5	<0.5	<0.5	<0.5	<5	<0.5	<0.5	<1	<0.5	<1	<0.5	<0.5	<0.5	<0.5	<0.5	<2	<0.5	<2	<0.5	<2	<0.5	<0.5	<0.5	<0.5	<0.5	<1	<0.5	<0.5	<0.5	<1	**0.45J**	<1	**0.45J**	<50	<50	<50	<50
92580903 92580955	MW-84_20220104	MW-84	01/04/2022	**0.82J**	<0.5	<0.5	<0.5	<0.5	<0.5	<5	<0.5	<0.5	<1	<0.5	<1	<0.5	<0.5	<0.5	<0.5	<0.5	<2	<0.5	<2	<0.5	<2	<0.5	<0.5	<0.5	<0.5	<0.5	<1	<0.5	<0.5	<0.5	<1	<1.5	<1	<0.5	<50	<50	<50	<50
92580903 92580955	DUP-2-20220104	MW-84	01/04/2022	**0.86J**	<0.5	<0.5	<0.5	<0.5	<0.5	<5	<0.5	<0.5	<1	<0.5	<1	<0.5	<0.5	<0.5	<0.5	<0.5	<2	<0.5	<2	<0.5	<2	<0.5	<0.5	<0.5	<0.5	<0.5	<1	<0.5	<0.5	<0.5	<1	<1.5	<1	<0.5	<50	<50	<50	<50
92585562	MW-84_20220201	MW-84	02/01/2022	<5	<0.5	<0.5	<0.5	<0.5	<0.5	<5	<0.5	<0.5	<1	<0.5	<1	<0.5	<0.5	<0.5	<0.5	<0.5	<2	<0.5	<2	<0.5	<2	<0.5	<0.5	<0.5	<0.5	<0.5	<1	<0.5	<0.5	<0.5	<1	<1.5	<1	<0.5	<50	<50	<50	<50
92590778	MW-84_20220301	MW-84	03/01/2022	**9.5J**	<0.5	<0.5	<0.5	<0.5	<0.5	<5	<0.5	<0.5	<1	<0.5	<1	<0.5	<0.5	<0.5	<0.5	<0.5	<2	<0.5	<2	<0.5	<2	<0.5	<0.5	<0.5	<0.5	<0.5	<1	<0.5	<0.5	<0.5	<1	<1.5	<1	<0.5	<50	<50	<50	**69.6**
92597250	MW-84_20220405	MW-84	04/05/2022	**36.3**	<0.5	<0.5	<0.5	<0.5	<0.5	<5	<0.5	<0.5	<1	<0.5	<1	<0.5	<0.5	<0.5	**0.35J**	<0.5	<2	<0.5	<2	<0.5	<2	<0.5	<0.5	<0.5	**1.1**	<0.5	<1	<0.5	<0.5	<0.5	<1	**2.4**	<1	**2.4**	**337**	<50	<50	**357**
92602436	MW-84_20220503	MW-84	05/03/2022	**8.6**	<0.5	<0.5	<0.5	<0.5	<0.5	<5	<0.5	<0.5	<1	<0.5	<1	<0.5	<0.5	<0.5	<0.5	<0.5	<2	<0.5	<2	<0.5	<2	<0.5	<0.5	<0.5	<0.5	<0.5	<1	<0.5	<0.5	<0.5	<1	**0.54**	<1	**0.54**	**282**	<50	<50	**294**
MW-86																																										
92531231	MW-86_20210405	MW-86	04/05/2021	**175**	<0.5	<0.5	<0.5	<0.5	<0.5	<5	<0.5	<0.5	<1	<0.5	<1	<0.5	<0.5	<0.5	<0.5	<0.5	<2	<0.5	<2	<0.5	<2	<0.5	<0.5	<0.5	<0.5	<0.5	<1	<0.5	<0.5	<0.5	<1	<1.5	<1	<0.5	<50	<50	<50	<50
92536726	MW-86_20210504	MW-86	05/04/2021	**100**	<0.5	<0.5	<0.5	<0.5	<0.5	<5	<0.5	<0.5	<1	<0.5	<1	<0.5	<0.5	<0.5	<0.5	<0.5	<2	<0.5	<2	<0.5	<2	<0.5	<0.5	<0.5	<0.5	<0.5	<1	<0.5	<0.5	<0.5	<1	<1.5	<1	<0.5	<50	<50	<50	<50
92541991	MW-86_20210602	MW-86	06/02/2021	<5	<0.5	<0.5	<0.5	<0.5	<0.5	<5	<0.5	<0.5	<1	<0.5	<1	<0.5	<0.5	<0.5	<0.5	<0.5	<2	<0.5	<2	<0.5	<2	<0.5	<0.5	<0.5	<0.5	<0.5	<1	<0.5	<0.5	<0.5	<1	<1.5	<1	<0.5	<50	<50	<50	<50
92548169	MW-86_20210707	MW-86	07/07/2021	<5	<0.5	<0.5	<0.5	<0.5	<0.5	<5	<0.5	<0.5	<1	<0.5	<1	<0.5	<0.5	<0.5	<0.5	<0.5	<2	<0.5	<2	<0.5	<2	<0.5	<0.5	<0.5	<0.5	<0.5	<1	<0.5	<0.5	<0.5	<1	<1.5	<1	<0.5	<50	<50	<50	<50
92553065	MW-86_20210802	MW-86	08/02/2021	<5	<0.5	<0.5	<0.5	<0.5	<0.5	<5	<0.5	<0.5	<1	<0.5	<1	<0.5	<0.5	<0.5	<0.5	<0.5	<2	<0.5	<2	<0.5	<2	<0.5	<0.5	<0.5	<0.5	<0.5	<1	<0.5	<0.5	<0.5	<1	<1.5	<1	<0.5	<50	<50	<50	<50
92558446	MW-86_20210830	MW-86	08/30/2021	<5	<0.5	<0.5	<0.5	<0.5	<0.5	<5	<0.5	<0.5	<1	<0.5	<1	<0.5	<0.5	<0.5	<0.5	<0.5	<2	<0.5	<2	<0.5	<2	<0.5	<0.5	<0.5	<0.5	<0.5	<1	<0.5	<0.5	<0.5	<1	<1.5	<1	<0.5	<50	<50	<50	<50
92564327	MW-86_20210930	MW-86	09/30/2021	**5.2**	<0.5	<0.5	<0.5	<0.5	<1	<5	<0.5	<0.5	<0.5	<0.5	<0.6	<0.5	<0.5	<0.5	<0.5	<0.5	<0.6	<0.5	<5	<0.5	<0.5	<0.5	<0.5	<0.5	<0.5	<0.5	<0.5	<0.5	<0.5	<0.5	<0.5	<1.5	<1	<0.5	<100	<100	<100	NA
92564327	DUP-1-20210930	MW-86	09/30/2021	<5	<0.5	<0.5	<0.5	<0.5	<1	<5	<0.5	<0.5	<0.5	<0.5	<0.6	<0.5	<0.5	<0.5	<0.5	<0.5	<0.6	<0.5	<5	<0.5	<0.5	<0.5	<0.5	<0.5	<0.5	<0.5	<0.5	<0.5	<0.5	<0.5	<0.5	<1.5	<1	<0.5	<100	<100	<100	NA
92569882	MW-86_20211101	MW-86	11/01/2021	**19.8**	<0.5	<0.5	<0.5	<0.5	<0.5	<5	<0.5	<0.5	<1	<0.5	<1	<0.5	<0.5	<0.5	<0.5	<0.5	<2	<0.5	<2	<0.5	<2	<0.5	<0.5	<0.5	<0.5	<0.5	<1	<0.5	<0.5	<0.5	<1	<1.5	<1	<0.5	<50	<50	<50	<50
92575208	MW-86_20211201	MW-86	12/01/2021	<5	<0.5	<0.5	<0.5	<0.5	<0.5	<5	<0.5	<0.5	<1	<0.5	<1	<0.5	<0.5	<0.5	<0.5	<0.5	<2	<0.5	<2	<0.5	<2	<0.5	<0.5	<0.5	<0.5	<0.5	<1	<0.5	<0.5	<0.5	<1	<1.5	<1	<0.5	<50	<50	<50	<50

Table 5A
Summary of Monitoring Well Sampling Results

Colonial Pipeline Company
2020-L1-SR2448
Huntersville, North Carolina

Lab Report Number	Sample ID	Well ID	Sample Date	Metals (µg/L)	VOCs (µg/L)																																MADEP VPH (µg/L)			
				Lead	Benzene	Bromobenzene	Bromochloromethane	Bromodichloromethane	Bromoform	Bromomethane	n-Butylbenzene	sec-Butylbenzene	Chloroethane	Chloroform	Chloromethane	2-Chlorotoluene	Dibromochloromethane	1,2-Dichloroethane	Diisopropyl ether	Ethylbenzene	Hexachloro-1,3-butadiene	Isopropylbenzene (Cumene)	Methylene Chloride	Methyl-tert-butyl ether	Naphthalene	n-Propylbenzene	Styrene	Tetrachloroethene	Toluene	Trichloroethene	Trichlorofluoromethane	1,2,3-Trichloropropane	1,2,4-Trimethylbenzene	1,3,5-Trimethylbenzene	Vinyl chloride	Xylene (Total)	m&p-Xylene	o-Xylene	C5 - C8 Aliphatics	C9 - C12 Aliphatics	C9 - C10 Aromatics	VPH (Total)
NCAC 2L Standards				**15**	**1**	**NE**	**NE**	**0.6**	**4**	**10**	**70**	**70**	**3000**	**70**	**3**	**100**	**0.4**	**0.4**	**70**	**600**	**0.4**	**70**	**5**	**20**	**6**	**70**	**70**	**0.7**	**600**	**3**	**2000**	**0.005**	**400**	**400**	**0.03**	**500**	**500**	**500**	**400**	**700**	**200**	**NE**
IMAC Standards				**--**	**--**	**--**	**--**	**--**	**--**	**--**	**--**	**--**	**--**	**--**	**--**	**--**	**--**	**--**	**--**	**--**	**--**	**--**	**--**	**--**	**--**	**--**	**--**	**--**	**--**	**--**	**--**	**--**	**--**	**--**	**--**	**--**	**--**	**--**	**--**	**--**	**--**
92580901	MW-86_20220104	MW-86	01/04/2022	**0.49J**	<0.5	<0.5	<0.5	<0.5	<0.5	<5	<0.5	<0.5	<1	<0.5	<1	<0.5	<0.5	<0.5	<0.5	<0.5	<2	<0.5	<2	<0.5	<2	<0.5	<0.5	<0.5	<0.5	<0.5	<1	<0.5	<0.5	<0.5	<1	<1.5	<1	<0.5	<50	<50	<50	<50
92580901 92580902	DUP-1-20220104	MW-86	01/04/2022	**0.55J**	<0.5	<0.5	<0.5	<0.5	<0.5	<5	<0.5	<0.5	<1	<0.5	<1	<0.5	<0.5	<0.5	<0.5	<0.5	<2	<0.5	<2	<0.5	<2	<0.5	<0.5	<0.5	<0.5	<0.5	<1	<0.5	<0.5	<0.5	<1	<1.5	<1	<0.5	<50	<50	<50	<50
92585560	MW-86_20220201	MW-86	02/01/2022	**53.1**	<0.5	<0.5	<0.5	<0.5	<0.5	<5	<0.5	<0.5	<1	<0.5	<1	<0.5	<0.5	<0.5	<0.5	<0.5	<2	<0.5	<2	<0.5	<2	<0.5	<0.5	<0.5	<0.5	<0.5	<1	<0.5	<0.5	<0.5	<1	<1.5	<1	<0.5	<50	<50	<50	<50
92591324	MW-86_20220303	MW-86	03/03/2022	**0.57J**	<0.5	<0.5	<0.5	<0.5	<0.5	<5	<0.5	<0.5	<1	<0.5	<1	<0.5	<0.5	<0.5	<0.5	<0.5	<2	<0.5	<2	<0.5	<2	<0.5	<0.5	<0.5	<0.5	<0.5	<1	<0.5	<0.5	<0.5	<1	<1.5	<1	<0.5	<50	<50	<50	<50
92596955	MW-86_20220404	MW-86	04/04/2022	**0.34J**	<0.5	<0.5	<0.5	<0.5	<0.5	<5	<0.5	<0.5	<1	<0.5	<1	<0.5	<0.5	<0.5	<0.5	<0.5	<2	<0.5	<2	<0.5	<2	<0.5	<0.5	<0.5	<0.5	<0.5	<1	<0.5	<0.5	<0.5	<1	<1.5	<1	<0.5	<50	<50	<50	<50
92596955	DUP-2-20220404	MW-86	04/04/2022	**0.34J**	<0.5	<0.5	<0.5	<0.5	<0.5	<5	<0.5	<0.5	<1	<0.5	<1	<0.5	<0.5	<0.5	<0.5	<0.5	<2	<0.5	<2	<0.5	<2	<0.5	<0.5	<0.5	<0.5	<0.5	<1	<0.5	<0.5	<0.5	<1	<1.5	<1	<0.5	<50	<50	<50	<50
92602439	MW-86_20220503	MW-86	05/03/2022	**1.1J**	<0.5	<0.5	<0.5	<0.5	<0.5	<5	<0.5	<0.5	<1	<0.5	<1	<0.5	<0.5	<0.5	<0.5	<0.5	<2	<0.5	<2	<0.5	<2	<0.5	<0.5	<0.5	<0.5	<0.5	<1	<0.5	<0.5	<0.5	<1	<1.5	<1	<0.5	<50	<50	<50	<50
92602439	DUP-2-20220503	MW-86	05/03/2022	**1.0J**	<0.5	<0.5	<0.5	<0.5	<0.5	<5	<0.5	<0.5	<1	<0.5	<1	<0.5	<0.5	<0.5	<0.5	<0.5	<2	<0.5	<2	<0.5	<2	<0.5	<0.5	<0.5	<0.5	<0.5	<1	<0.5	<0.5	<0.5	<1	<1.5	<1	<0.5				
92607183	MW-86_20220531	MW-86	05/31/2022	**1.3J**	<0.5	<0.5	<0.5	<0.5	<0.5	<5	<0.5	<0.5	<1	<0.5	<1	<0.5	<0.5	<0.5	<0.5	<0.5	<2	<0.5	<2	<0.5	<2	<0.5	<0.5	<0.5	<0.5	<0.5	<1	<0.5	<0.5	<0.5	<1	<1.5	<1	<0.5	<50	<50	<50	<50
92607183	DUP-1-20220531	MW-86	05/31/2022	**1.2J**	<0.5	<0.5	<0.5	<0.5	<0.5	<5	<0.5	<0.5	<1	<0.5	<1	<0.5	<0.5	<0.5	<0.5	<0.5	<2	<0.5	<2	<0.5	<2	<0.5	<0.5	<0.5	<0.5	<0.5	<1	<0.5	<0.5	<0.5	<1	<1.5	<1	<0.5	<50	<50	<50	<50
MW-87																																										
92537489	MW-87_20210506	MW-87	05/06/2021	<5	**0.55**	<0.5	<0.5	**0.31J**	<0.5	<5	<0.5	<0.5	<1	**3**	<1	<0.5	<0.5	<0.5	<0.5	<0.5	<2	<0.5	<2	<0.5	<2	<0.5	<0.5	<0.5	**0.63**	<0.5	<1	<0.5	<0.5	<0.5	<1	<1.5	<1	<0.5	<50	<50	<50	<50
92542611	MW-87_20210604	MW-87	06/04/2021	<5	<0.5	<0.5	<0.5	**0.41J**	<0.5	<5	<0.5	<0.5	<1	**3.4**	<1	<0.5	<0.5	<0.5	<0.5	<0.5	<2	<0.5	<2	<0.5	<2	<0.5	<0.5	<0.5	<0.5	<0.5	<1	<0.5	<0.5	<0.5	<1	<1.5	<1	<0.5	<50	<50	<50	<50
92548787	MW-87_20210709	MW-87	07/09/2021	<5	<0.5	<0.5	<0.5	**0.35J**	<0.5	<5	<0.5	<0.5	<1	**2.8**	<1	<0.5	<0.5	<0.5	<0.5	<0.5	<2	<0.5	<2	<0.5	<2	<0.5	<0.5	<0.5	<0.5	<0.5	<1	<0.5	<0.5	<0.5	<1	<1.5	<1	<0.5	<50	<50	<50	<50
92553563	MW-87_20210804	MW-87	08/04/2021	<5	<0.5	<0.5	<0.5	**0.76J**	<0.5	<5	<0.5	<0.5	<1	**4.7**	<1	<0.5	<0.5	<0.5	<0.5	<0.5	<2	<0.5	<2	<0.5	<2	<0.5	<0.5	<0.5	<0.5	<0.5	<1	<0.5	<0.5	<0.5	<1	<1.5	<1	<0.5	<50	<50	<50	<50
92553563	DUP-2-20210804	MW-87	08/04/2021	<5	<0.5	<0.5	<0.5	**0.75J**	<0.5	<5	<0.5	<0.5	<1	**4.6**	<1	<0.5	<0.5	<0.5	<0.5	<0.5	<2	<0.5	<2	<0.5	<2	<0.5	<0.5	<0.5	<0.5	<0.5	<1	<0.5	<0.5	<0.5	<1	<1.5	<1	<0.5	<50	<50	<50	<50
92559360	MW-87_20210902	MW-87	09/02/2021	<5	<0.5	<0.5	<0.5	<0.5	<0.5	<5	<0.5	<0.5	<1	**5.9**	<1	<0.5	<0.5	<0.5	<0.5	<0.5	<2	<0.5	<2	<0.5	<2	<0.5	<0.5	<0.5	**1.0**	<0.5	<1	<0.5	<0.5	<0.5	<1	**1.31J**	**0.86J**	**0.45J**	<50	<50	<50	<50
92564084	MW-87_20210929	MW-87	09/29/2021	<5.0	<0.5	<0.5	<0.5	**0.87**	<1	<5	<0.5	<0.5	<0.5	**6.2**	<0.6	<0.5	<0.5	<0.5	<0.5	<0.5	<0.6	<0.5	<5	<0.5	<0.5	<0.5	<0.5	<0.5	**0.31J**	<0.5	<0.5	<0.5	<0.5	<0.5	<0.5	**0.41J**	**0.26J**	**0.15J**	<100	<100	<100	NA
92570483	MW-87_20211103	MW-87	11/03/2021	<5	<0.5	<0.5	<0.5	**0.5J**	<0.5	<5	<0.5	<0.5	<1	**4.2**	<1	<0.5	<0.5	<0.5	<0.5	<0.5	<2	<0.5	<2	<0.5	<2	<0.5	<0.5	<0.5	<0.5	<0.5	<1	<0.5	<0.5	<0.5	<1	<1.5	<1	<0.5	<50	<50	<50	<50
92575462	MW-87_20211201	MW-87	12/01/2021	<5	<0.5	<0.5	<0.5	<0.5	<0.5	<5	<0.5	<0.5	<1	**3.7**	<1	<0.5	<0.5	<0.5	<0.5	<0.5	<2	<0.5	<2	<0.5	<2	<0.5	<0.5	<0.5	<0.5	<0.5	<1	<0.5	<0.5	<0.5	<1	<1.5	<1	<0.5	<50	<50	<50	<50
92583209	MW-87_20220105	MW-87	01/05/2022	**0.14J**	<0.5	<0.5	<0.5	<0.5	<0.5	<5	<0.5	<0.5	<1	**4.0**	<1	<0.5	<0.5	<0.5	**0.56**	**0.61**	<2	<0.5	<2	<0.5	<2	<0.5	<0.5	<0.5	**8.1**	<0.5	<1	<0.5	<0.5	<0.5	<1	**5.2**	**3.5**	**1.7**	<50	<50	<50	**50.7**
92585900	MW-87_20220202	MW-87	02/02/2022	<5	**1.3**	<0.5	<0.5	**0.47J**	<0.5	<5	<0.5	<0.5	<1	**3.2**	<1	<0.5	<0.5	<0.5	**0.60**	**0.48J**	<2	<0.5	<2	<0.5	<2	<0.5	<0.5	<0.5	**5.1**	<0.5	<1	<0.5	<0.5	<0.5	<1	**4.3**	**2.4**	**1.9**	**89.2**	<50	<50	**98.9**
92591151	MW-87_20220302	MW-87	03/02/2022	**0.69J**	**1.7**	<0.5	<0.5	<0.5	<0.5	<5	<0.5	<0.5	<1	**4.3**	<1	<0.5	<0.5	<0.5	**2.0**	<0.5	<2	<0.5	<2	<0.5	<2	<0.5	<0.5	<0.5	**2.0**	<0.5	<1	<0.5	<0.5	<0.5	<1	**1.82**	**0.97J**	**0.85**	<50	<50	<50	<50
92597624	MW-87_20220406	MW-87	04/06/2022	<5	**135**	<0.5	<0.5	**0.47J**	<0.5	<5	<0.5	<0.5	<1	**4.0**	<1	<0.5	<0.5	<0.5	**19.2**	**12.7**	<2	**0.52**	<2	<0.5	**1.8J**	**0.88**	<0.5	<0.5	**96.2**	<0.5	<1	<0.5	**7.7**	**2.5**	<1	**115.8**	**67.4**	**48.4**	**1,300**	**257**	<50	**1,600**
92602788	MW-87_20220504	MW-87	05/04/2022	**11.2**	**526**	<2.5	<2.5	<2.5	<2.5	<25	<2.5	<2.5	<5	<2.5	<5	<2.5	<2.5	<2.5	**56.6**	**54**	<10	<2.5	<10	**2.4J**	**13.5**	**3.7**	<2.5	<2.5	**685**	<2.5	<5	<2.5	**47.2**	**12.8**	<5	**653**	**397**	**256**	**11,000**	**1,850**	**267**	**13,100**
MW-88																																										
92537489	MW-88_20210506	MW-88	05/06/2021	<5	<0.5	<0.5	<0.5	**0.48J**	<0.5	<5	<0.5	<0.5	<1	**2.9**	<1	<0.5	<0.5	<0.5	<0.5	<0.5	<2	<0.5	<2	<0.5	<2	<0.5	<0.5	<0.5	<0.5	<0.5	<1	<0.5	<0.5	<0.5	<1	<1.5	<1	<0.5	<50	<50	<50	<50
92542611	MW-88_20210604	MW-88	06/04/2021	<5	<0.5	<0.5	<0.5	**0.34J**	<0.5	<5	<0.5	<0.5	<1	**2.1**	<1	<0.5	<0.5	<0.5	<0.5	<0.5	<2	<0.5	<2	<0.5	<2	<0.5	<0.5	<0.5	<0.5	<0.5	<1	<0.5	<0.5	<0.5	<1	<1.5	<1	<0.5	<50	<50	<50	<50
92548787	MW-88_20210709	MW-88	07/09/2021	<5	<0.5	<0.5	<0.5	<0.5	<0.5	<5	<0.5	<0.5	<1	**1.2**	<1	<0.5	<0.5	<0.5	<0.5	<0.5	<2	<0.5	<2	<0.5	<2	<0.5	<0.5	<0.5	<0.5	<0.5	<1	<0.5	<0.5	<0.5	<1	<1.5	<1	<0.5	<50	<50	<50	<50
92553563	MW-88_20210804	MW-88	08/04/2021	<5	<0.5	<0.5	<0.5	<0.5	<0.5	<5	<0.5	<0.5	<1	**1.2**	<1	<0.5	<0.5	<0.5	<0.5	<0.5	<2	<0.5	<2	<0.5	<2	<0.5	<0.5	<0.5	<0.5	<0.5	<1	<0.5	<0.5	<0.5	<1	<1.5	<1	<0.5	<50	<50	<50	<50
92559014	MW-88_20210901	MW-88	09/01/2021	<5	<0.5	<0.5	<0.5	<0.5	<0.5	<5	<0.5	<0.5	<1	**1**	<1	<0.5	<0.5	<0.5	<0.5	<0.5	<2	<0.5	<2	<0.5	<2	<0.5	<0.5	<0.5	<0.5	<0.5	<1	<0.5	<0.5	<0.5	<1	<1.5	<1	<0.5	<50	<50	<50	<50
92563804	MW-88_20210928	MW-88	09/28/2021	**7.1**	<0.5	<0.5	<0.5	**0.22J**	<1	<5	<0.5	<0.5	<0.5	**1.2**	<0.6	<0.5	<0.5	<0.5	<0.5	<0.5	<0.6	<0.5	<5	<0.5	<0.5	<0.5	<0.5	<0.5	<0.5	<0.5	<0.5	<0.5	<0.5	<0.5	<1.5	<1	<0.5	<100	<100	<100	NA
92570483	MW-88_20211103	MW-88	11/03/2021	**15.3**	<0.5	<0.5	<0.5	<0.5	<0.5	<5	<0.5	<0.5	<1	**1.1**	<1	<0.5	<0.5	<0.5	<0.5	<0.5	<2	<0.5	<2	<0.5	<2	<0.5	<0.5	<0.5	<0.5	<0.5	<1	<0.5	<0.5	<0.5	<1	<1.5	<1	<0.5	<50	<50	<50	<50
92575462	MW-88_20211201	MW-88	12/01/2021	<5	<0.5	<0.5	<0.5	<0.5	<0.5	<5	<0.5	<0.5	<1	**1.2**	<1	<0.5	<0.5	<0.5	<0.5	<0.5	<2	<0.5	<2	<0.5	<2	<0.5	<0.5	<0.5	<0.5	<0.5	<1	<0.5	<0.5	<0.5	<1	<1.5	<1	<0.5	<50	<50	<50	<50
92583209	MW-88_20220105	MW-88	01/05/2022	**7.5**	<0.5	<0.5	<0.5	<0.5	<0.5	<5	<0.5	<0.5	<1	**1.1**	<1	<0.5	<0.5	<0.5	<0.5	<0.5	<2	<0.5	<2	<0.5	<2	<0.5	<0.5	<0.5	<0.5	<0.5	<1	<0.5	<0.5	<0.5	<1	<1.5	<1	<0.5	<50	<50	<50	<50
92586178	MW-88_20220203	MW-88	02/03/2022	**9.3**	<0.5	<0.5	<0.5	<0.5	<0.5	<5	<0.5	<0.5	<1	**1.2**	<1	<0.5	<0.5	<0.5	<0.5	<0.5	<2	<0.5	<2	<0.5	<2	<0.5	<0.5	<0.5	<0.5	<0.5	<1	<0.5	<0.5	<0.5	<1	<1.5	<1	<0.5	<50	<50	<50	<50
92591151	MW-88_20220302	MW-88	03/02/2022	**12.2**	<0.5	<0.5	<0.5	<0.5	<0.5	<5	<0.5	<0.5	<1	**1.4**	<1	<0.5	<0.5	<0.5	<0.5	<0.5	<2	<0.5	<2	<0.5	<2	<0.5	<0.5	<0.5	<0.5	<0.5	<1	<0.5	<0.5	<0.5	<1	<1.5	<1	<0.5	<50	<50	<50	<50
92597624	MW-88_20220406	MW-88	04/06/2022	<5	<0.5	<0.5	<0.5	<0.5	<0.5	<5	<0.5	<0.5	<1	**1.4**	<1	<0.5	<0.5	<0.5	<0.5	<0.5	<2	<0.5	<2	<0.5	<2	<0.5	<0.5	<0.5	<0.5	<0.5	<1	<0.5	<0.5	<0.5	<1	<1.5	<1	<0.5	<50	<50	<50	<50
92602788	MW-88_20220504	MW-88	05/04/2022	<5	<0.5	<0.5	<0.5	<0.5	<0.5	<5	<0.5	<0.5	<1	**1.2**	<1	<0.5	<0.5	<0.5	<0.5	<0.5	<2	<0.5	<2	<0.5	<2	<0.5	<0.5	<0.5	<0.5	<0.5	<1	<0.5	<0.5	<0.5	<1	<1.5	<1	<0.5	<50	<50	<50	<50
92602788	DUP-2-20220504	MW-88	05/04/2022	**1.5J**	<0.5	<0.5	<0.5	<0.5	<0.5	<5	<0.5	<0.5	<1	<0.5	<1	<0.5	<0.5	<0.5	<0.5	<0.5	<2	<0.5	<2	<0.5	<2	<0.5	<0.5	<0.5	<0.5	<0.5	<1	<0.5	<0.5	<0.5	<1	<1.5	<1	<0.5	<50	<50	<50	<50
92607679	MW-88_20220602	MW-88	06/02/2022	**5.2**	<0.5	<0.5	<0.5	<0.5	<0.5	<5	<0.5	<0.5	<1	<0.5	<1	<0.5	<0.5	<0.5	<0.5	<0.5	<2	<0.5	<2	<0.5	<2	<0.5	<0.5	<0.5	<0.5	<0.5	<1	<0.5	<0.5	<0.5	<1	<1.5	<1	<0.5	<50	<50	<50	<50
MW-89																																										
92537784	MW-89_20210507	MW-89	05/07/2021	<5	<0.5	<0.5	<0.5	<0.5	<0.5	<5	<0.5	<0.5	<1	<0.5	<1	<0.5	<0.5	<0.5	<0.5	<0.5	<2	<0.5	<2	<0.5	<2	<0.5	<0.5	<0.5	<0.5	<0.5	<1	<0.5	<0.5	<0.5	<1	<1.5	<1	<0.5	<50	<50	<50	<50
92542611	MW-89_20210604	MW-89	06/04/2021	<5	<0.5	<0.5	<0.5	<0.5	<0.5	<5	<0.5	<0.5	<1	<0.5	<1	<0.5	<0.5	<0.5	<0.5	<0.5	<2	<0.5	<2	<0.5	<2	<0.5	<0.5	<0.5	<0.5	<0.5	<1	<0.5	<0.5	<0.5	<1	<1.5	<1	<0.5	<50	<50	<50	<50
92542611	MW-89_20210604	MW-89	06/04/2021	<5	<0.5	<0.5	<0.5	<0.5	<0.5	<5	<0.5	<0.5	<1	<0.5	<1	<0.5	<0.5	<0.5	<0.5	<0.5	<2	<0.5	<2	<0.5	<2	<0.5	<0.5	<0.5	<0.5	<0.5	<1	<0.5	<0.5	<0.5	<1	<1.5	<1	<0.5	<50	<50	<50	<50
92548787	MW-89_20210709	MW-89	07/09/2021	<5	<0.5	<0.5	<0.5	<0.5	<0.5	<5	<0.5	<0.5	<1	<0.5	<1	<0.5	<0.5	<0.5	<0.5	<0.5	<2	<0.5	<2	<0.5	<2	<0.5	<0.5	<0.5	<0.5	<0.5	<1	<0.5	<0.5	<0.5	<1	<1.5	<1	<0.5	<50	<50	<50	<50
92553563	MW-89_20210804	MW-89	08/04/2021	<5	<0.5	<0.5	<0.5	<0.5	<0.5	<5	<0.5	<0.5	<1	<0.5	<1	<0.5	<0.5	<0.5	<0.5	<0.5	<2	<0.5	<2	<0.5	<2	<0.5	<0.5	<0.5	<0.5	<0.5	<1	<0.5	<0.5	<0.5	<1	<1.5	<1	<0.5	<50	<50	<50	<50
92559014	MW-89_20210901	MW-89	09/01/2021	**7.8**	<0.5	<0.5	<0.5	<0.5	<0.5	<5	<0.5	<0.5	<1	<0.5	<1	<0.5	<0.5	<0.5	<0.5	<0.5	<2	<0.5	<2	<0.5	<2	<0.5	<0.5	<0.5	<0.5	<0.5	<1	<0.5	<0.5	<0.5	<1	<1.5	<1	<0.5	<50	<50	<50	<50
92563804	MW-89_20210928	MW-89	09/28/2021	**5.6**	<0.5	<0.5	<0.5	<0.5	<1	<5	<0.5	<0.5	<0.5	<0.5	<0.6	<0.5	<0.5	<0.5	<0.5	<0.5	<0.6	<0.5	<5	<0.5	<0.5	<0.5	<0.5	<0.5	<0.5	<0.5	<0.5	<0.5	<0.5	<0.5	<1.5	<1	<0.5	<100	<100	<100	NA
92570483	MW-89_20211103	MW-89	11/03/2021	**15.6**	<0.5	<0.5	<0.5	<0.5	<0.5	<5	<0.5	<0.5	<1	<0.5	<1	<0.5	<0.5	<0.5	<0.5	<0.5	<2	<0.5	<2	<0.5	<2	<0.5	<0.5	<0.5	<0.5	<0.5	<1	<0.5	<0.5	<0.5	<1	<1.5	<1	<0.5	<50	<50	<50	<50
92575462	MW-89_20211201	MW-89	12/01/2021	<5	<0.5	<0.5	<0.5	<0.5	<0.5	<5	<0.5	<0.5	<1	<0.5	<1	<0.5	<0.5	<0.5	<0.5	<0.5	<2	<0.5	<2	<0.5	<2	<0.5	<0.5	<0.5	<0.5	<0.5	<1	<0.5	<0.5	<0.5	<1	<1.5	<1	<0.5	<50	<50	<50	<50
92583209	MW-89_20220105	MW-89	01/05/2022	**3.5J**	<0.5	<0.5	<0.5	<0.5	<0.5	<5	<0.5	<0.5	<1	<0.5	<1	<0.5	<0.5	<0.5	<0.5	<0.5	<2	<0.5	<2	<0.5	<2	<0.5	<0.5	<0.5	<0.5	<0.5	<1	<0.5	<0.5	<0.5	<1	<1.5	<1	<0.5	<50	<50	<50	<50
92585900	MW-89_20220202	MW-89	02/02/2022	**6.4**	<0.5	<0.5	<0.5	<0.5	<0.5	<5	<0.5	<0.5	<1	<0.5	<1	<0.5	<0.5	<0.5	<0.5	<0.5	<2	<0.5	<2	<0.5	<2	<0.5	<0.5	<0.5	<0.5	<0.5	<1	<0.5	<0.5	<0.5	<1	<1.5	<1	<0.5	<50	<50	<50	<50
92591151	MW-89_20220302	MW-89	03/02/2022	**32.8**	<0.5	<0.5	<0.5	<0.5	<0.5	<5	<0.5	<0.5	<1	<0.5	<1	<0.5	<0.5	<0.5	<0.5	<0.5	<2	<0.5	<2	<0.5	<2	<0.5	<0.5	<0.5	<0.5	<0.5	<1	<0.5	<0.5	<0.5	<1	<1.5	<1	<0.5	<50	<50	<50	<50
92597624	MW-89_20220406	MW-89	04/06/2022	**20.1**	<0.5	<0.5	<0.5	<0.5	<0.5	<5	<0.5	<0.5	<1	<0.5	<1	<0.5	<0.5	<0.5	<0.5	<0.5	<2	<0.5	<2	<0.5	<2	<0.5	<0.5	<0.5	<0.5	<0.5	<1	<0.5	<0.5	<0.5	<1	<1.5	<1	<0.5	<50	<50	<50	<50

Table 5A
Summary of Monitoring Well Sampling Results

Colonial Pipeline Company
2020-L1-SR2448
Huntersville, North Carolina

Lab Report Number	Sample ID	Well ID	Sample Date	Metals (µg/L)	VOCs (µg/L)																																MADEP VPH (µg/L)			
				Lead	Benzene	Bromobenzene	Bromochloromethane	Bromodichloromethane	Bromoform	Bromomethane	n-Butylbenzene	sec-Butylbenzene	Chloroethane	Chloroform	Chloromethane	2-Chlorotoluene	Dibromochloromethane	1,2-Dichloroethane	Diisopropyl ether	Ethylbenzene	Hexachloro-1,3-butadiene	Isopropylbenzene (Cumene)	Methylene Chloride	Methyl-tert-butyl ether	Naphthalene	n-Propylbenzene	Styrene	Tetrachloroethene	Toluene	Trichloroethene	Trichlorofluoromethane	1,2,3-Trichloropropane	1,2,4-Trimethylbenzene	1,3,5-Trimethylbenzene	Vinyl chloride	Xylene (Total)	m&p-Xylene	o-Xylene	C5 - C8 Aliphatics	C9 - C12 Aliphatics	C9 - C10 Aromatics	VPH (Total)
NCAC 2L Standards				**15**	**1**	**NE**	**NE**	**0.6**	**4**	**10**	**70**	**70**	**3000**	**70**	**3**	**100**	**0.4**	**0.4**	**70**	**600**	**0.4**	**70**	**5**	**20**	**6**	**70**	**70**	**0.7**	**600**	**3**	**2000**	**0.005**	**400**	**400**	**0.03**	**500**	**500**	**500**	**400**	**700**	**200**	**NE**
IMAC Standards				**--**	**--**	**--**	**--**	**--**	**--**	**--**	**--**	**--**	**--**	**--**	**--**	**--**	**--**	**--**	**--**	**--**	**--**	**--**	**--**	**--**	**--**	**--**	**--**	**--**	**--**	**--**	**--**	**--**	**--**	**--**	**--**	**--**	**--**	**--**	**--**	**--**	**--**
92597624	DUP-2-20220406	MW-89	04/06/2022	**23.4**	<0.5	<0.5	<0.5	<0.5	<0.5	<5	<0.5	<0.5	<1	<0.5	<1	<0.5	<0.5	<0.5	<0.5	<0.5	<2	<0.5	<2	<0.5	<2	<0.5	<0.5	<0.5	<0.5	<0.5	<1	<0.5	<0.5	<0.5	<1	<1.5	<1	<0.5	<50	<50	<50	<50
92602788	MW-89_20220504	MW-89	05/04/2022	**4.4J**	<0.5	<0.5	<0.5	<0.5	<0.5	<5	<0.5	<0.5	<1	<0.5	<1	<0.5	<0.5	<0.5	<0.5	<0.5	<2	<0.5	<2	<0.5	<2	<0.5	<0.5	<0.5	<0.5	<0.5	<1	<0.5	<0.5	<0.5	<1	<1.5	<1	<0.5	<50	<50	<50	<50
92607872	MW-89_20220603	MW-89	06/03/2022	<5	<0.5	<0.5	<0.5	<0.5	<0.5	<5	<0.5	<0.5	<1	<0.5	<1	<0.5	<0.5	<0.5	<0.5	<0.5	<2	<0.5	<2	<0.5	<2	<0.5	<0.5	<0.5	<0.5	<0.5	<1	<0.5	<0.5	<0.5	<1	<1.5	<1	<0.5	<50	<50	<50	<50
MW-92																																										
92543881	MW-92_20210611	MW-92	06/11/2021	<5	<0.5	<0.5	<0.5	**0.39J**	<0.5	<5	<0.5	<0.5	<1	**2.7**	<1	<0.5	<0.5	<0.5	**0.5J**	<0.5	<2	<0.5	<2	<0.5	<2	<0.5	<0.5	<0.5	<0.5	<0.5	<1	<0.5	<0.5	<0.5	<1	<1.5	<1	<0.5	<50	<50	<50	<50
92548527	MW-92_20210708	MW-92	07/08/2021	**14.7**	<0.5	<0.5	<0.5	<0.5	<0.5	<5	<0.5	<0.5	<1	**0.63**	<1	<0.5	<0.5	<0.5	<0.5	<0.5	<2	<0.5	<2	<0.5	<2	<0.5	<0.5	<0.5	<0.5	<0.5	<1	<0.5	<0.5	<0.5	<1	<1.5	<1	<0.5	<50	<50	<50	<50
92554137	MW-92_20210805	MW-92	08/05/2021	**9.6**	<0.5	<0.5	<0.5	<0.5	<0.5	<5	<0.5	<0.5	<1	<0.5	<1	<0.5	<0.5	<0.5	<0.5	<0.5	<2	<0.5	<2	<0.5	<2	<0.5	<0.5	<0.5	<0.5	<0.5	<1	<0.5	<0.5	<0.5	<1	<1.5	<1	<0.5	<50	<50	<50	<50
92559014	MW-92_20210901	MW-92	09/01/2021	<5	<0.5	<0.5	<0.5	<0.5	<0.5	<5	<0.5	<0.5	<1	<0.5	<1	<0.5	<0.5	<0.5	<0.5	<0.5	<2	<0.5	<2	<0.5	<2	<0.5	<0.5	<0.5	<0.5	<0.5	<1	<0.5	<0.5	<0.5	<1	<1.5	<1	<0.5	<50	<50	<50	<50
92564084	MW-92_20210929	MW-92	09/29/2021	<5.0	<0.5	<0.5	<0.5	<0.5	<0.5	<2	<0.5	<0.5	<0.5	<0.5	<2	<0.5	<0.5	<0.5	<0.5	<0.5	<0.6	<0.5	<5	<0.5	<0.5	<0.5	<0.5	<0.5	<0.5	<0.5	<0.5	<0.5	<0.5	<0.5	<0.5	<1.5	<1	<0.5	<100	<100	<100	NA
92570483	MW-92_20211103	MW-92	11/03/2021	<5	<0.5	<0.5	<0.5	<0.5	<0.5	<5	<0.5	<0.5	<1	<0.5	<1	<0.5	<0.5	<0.5	<0.5	<0.5	<2	<0.5	<2	<0.5	<2	<0.5	<0.5	<0.5	<0.5	<0.5	<1	<0.5	<0.5	<0.5	<1	<1.5	<1	<0.5	<50	<50	<50	<50
92575654	MW-92_20211202	MW-92	12/02/2021	<5	<0.5	<0.5	<0.5	<0.5	<0.5	<5	<0.5	<0.5	<1	<0.5	<1	<0.5	<0.5	<0.5	<0.5	<0.5	<2	<0.5	<2	<0.5	<2	<0.5	<0.5	<0.5	<0.5	<0.5	<1	<0.5	<0.5	<0.5	<1	<1.5	<1	<0.5	<50	<50	<50	<50
92583376	MW-92_20220106	MW-92	01/06/2022	**0.14J**	<0.5	<0.5	<0.5	<0.5	<0.5	<5	<0.5	<0.5	<1	<0.5	<1	<0.5	<0.5	<0.5	<0.5	<0.5	<2	<0.5	<2	<0.5	<2	<0.5	<0.5	<0.5	<0.5	<0.5	<1	<0.5	<0.5	<0.5	<1	<1.5	<1	<0.5	<50	<50	<50	<50
92586178	MW-92_20220203	MW-92	02/03/2022	**13.3**	<0.5	<0.5	<0.5	<0.5	<0.5	<5	<0.5	<0.5	<1	<0.5	<1	<0.5	<0.5	<0.5	<0.5	<0.5	<2	<0.5	<2	<0.5	<2	<0.5	<0.5	<0.5	<0.5	<0.5	<1	<0.5	<0.5	<0.5	<1	<1.5	<1	<0.5	<50	<50	<50	<50
92591327	MW-92_20220303	MW-92	03/03/2022	<5	<0.5	<0.5	<0.5	<0.5	<0.5	<5	<0.5	<0.5	<1	**0.37J**	<1	<0.5	<0.5	<0.5	<0.5	<0.5	<2	<0.5	<2	<0.5	<2	<0.5	<0.5	<0.5	<0.5	<0.5	<1	<0.5	<0.5	<0.5	<1	<1.5	<1	<0.5	<50	<50	<50	<50
92598233	MW-92_20220407	MW-92	04/07/2022	<5	<0.5	<0.5	<0.5	<0.5	<0.5	<5	<0.5	<0.5	<1	**0.51**	<1	<0.5	<0.5	<0.5	<0.5	<0.5	<2	<0.5	<2	<0.5	<2	<0.5	<0.5	<0.5	<0.5	<0.5	<1	<0.5	<0.5	<0.5	<1	<1.5	<1	<0.5	<50	<50	<50	<50
92603086	MW-92_20220505	MW-92	05/05/2022	<5	<0.5	<0.5	<0.5	<0.5	<0.5	<5	<0.5	<0.5	<1	<0.5	<1	<0.5	<0.5	<0.5	<0.5	<0.5	<2	<0.5	<2	<0.5	<2	<0.5	<0.5	<0.5	<0.5	<0.5	<1	<0.5	<0.5	<0.5	<1	<1.5	<1	<0.5	<50	<50	<50	<50
92607411	MW-92_20220601	MW-92	06/01/2022	**1.2J**	<0.5	<0.5	<0.5	<0.5	<0.5	<5	<0.5	<0.5	<1	<0.5	<1	<0.5	<0.5	<0.5	<0.5	<0.5	<2	<0.5	<2	<0.5	<2	<0.5	<0.5	<0.5	<0.5	<0.5	<1	<0.5	<0.5	<0.5	<1	<1.5	<1	<0.5	<50	<50	<50	<50
MW-93																																										
92543881	MW-93_20210611	MW-93	06/11/2021	**19.8**	<0.5	<0.5	<0.5	<0.5	<0.5	<5	<0.5	<0.5	<1	**0.47J**	<1	<0.5	<0.5	<0.5	<0.5	<0.5	<2	<0.5	<2	<0.5	<2	<0.5	<0.5	<0.5	<0.5	<0.5	<1	<0.5	<0.5	<0.5	<1	<1.5	<1	<0.5	<50	<50	<50	<50
92548527	MW-93_20210708	MW-93	07/08/2021	**10**	<0.5	<0.5	<0.5	<0.5	<0.5	<5	<0.5	<0.5	<1	<0.5	<1	<0.5	<0.5	<0.5	<0.5	<0.5	<2	<0.5	<2	<0.5	<2	<0.5	<0.5	<0.5	<0.5	<0.5	<1	<0.5	<0.5	<0.5	<1	<1.5	<1	<0.5	<50	<50	<50	<50
92554137	MW-93_20210805	MW-93	08/05/2021	**9.4**	<0.5	<0.5	<0.5	<0.5	<0.5	<5	<0.5	<0.5	<1	<0.5	<1	<0.5	<0.5	<0.5	<0.5	<0.5	<2	<0.5	<2	<0.5	<2	<0.5	<0.5	<0.5	<0.5	<0.5	<1	<0.5	<0.5	<0.5	<1	<1.5	<1	<0.5	<50	<50	<50	<50
92559014	MW-93_20210901	MW-93	09/01/2021	**8.5**	<0.5	<0.5	<0.5	<0.5	<0.5	<5	<0.5	<0.5	<1	<0.5	<1	<0.5	<0.5	<0.5	<0.5	<0.5	<2	<0.5	<2	<0.5	<2	<0.5	<0.5	<0.5	<0.5	<0.5	<1	<0.5	<0.5	<0.5	<1	<1.5	<1	<0.5	<50	<50	<50	<50
92564084	MW-93_20210929	MW-93	09/29/2021	**6.6**	<0.5	<0.5	<0.5	<0.5	<1	<5	<0.5	<0.5	<0.5	<0.5	<0.6	<0.5	<0.5	<0.5	<0.5	<0.5	<0.6	<0.5	<5	<0.5	<0.5	<0.5	<0.5	<0.5	<0.5	<0.5	<0.5	<0.5	<0.5	<0.5	<0.5	<1.5	<1	<0.5	<100	<100	<100	NA
92570483	MW-93_20211103	MW-93	11/03/2021	<5	<0.5	<0.5	<0.5	<0.5	<0.5	<5	<0.5	<0.5	<1	<0.5	<1	<0.5	<0.5	<0.5	<0.5	<0.5	<2	<0.5	<2	<0.5	<2	<0.5	<0.5	<0.5	<0.5	<0.5	<1	<0.5	<0.5	<0.5	<1	<1.5	<1	<0.5	<50	<50	<50	<50
92570483	DUP-2-20211103	MW-93	11/03/2021	<5	<0.5	<0.5	<0.5	<0.5	<0.5	<5	<0.5	<0.5	<1	<0.5	<1	<0.5	<0.5	<0.5	<0.5	<0.5	<2	<0.5	<2	<0.5	<2	<0.5	<0.5	<0.5	<0.5	<0.5	<1	<0.5	<0.5	<0.5	<1	<1.5	<1	<0.5	<50	<50	<50	<50
92575654	MW-93_20211202	MW-93	12/02/2021	<5	<0.5	<0.5	<0.5	<0.5	<0.5	<5	<0.5	<0.5	<1	<0.5	<1	<0.5	<0.5	<0.5	<0.5	<0.5	<2	<0.5	<2	<0.5	<2	<0.5	<0.5	<0.5	<0.5	<0.5	<1	<0.5	<0.5	<0.5	<1	<1.5	<1	<0.5	<50	<50	<50	<50
92575654	DUP-2-20211202	MW-93	12/02/2021	<5	<0.5	<0.5	<0.5	<0.5	<0.5	<5	<0.5	<0.5	<1	<0.5	<1	<0.5	<0.5	<0.5	<0.5	<0.5	<2	<0.5	<2	<0.5	<2	<0.5	<0.5	<0.5	<0.5	<0.5	<1	<0.5	<0.5	<0.5	<1	<1.5	<1	<0.5	<50	<50	<50	<50
92583376	MW-93_20220106	MW-93	01/06/2022	**1.2J**	<0.5	<0.5	<0.5	<0.5	<0.5	<5	<0.5	<0.5	<1	<0.5	<1	<0.5	<0.5	<0.5	<0.5	<0.5	<2	<0.5	<2	<0.5	<2	<0.5	<0.5	<0.5	**0.52**	<0.5	<1	<0.5	<0.5	<0.5	<1	<1.5	<1	<0.5	<50	<50	<50	<50
92586178	MW-93_20220203	MW-93	02/03/2022	**11.9**	<0.5	<0.5	<0.5	<0.5	<0.5	<5	<0.5	<0.5	<1	<0.5	<1	<0.5	<0.5	<0.5	<0.5	<0.5	<2	<0.5	<2	<0.5	<2	<0.5	<0.5	<0.5	<0.5	<0.5	<1	<0.5	<0.5	<0.5	<1	<1.5	<1	<0.5	<50	<50	<50	<50
92591327	MW-93_20220303	MW-93	03/03/2022	**0.92J**	<0.5	<0.5	<0.5	<0.5	<0.5	<5	<0.5	<0.5	<1	<0.5	<1	<0.5	<0.5	<0.5	<0.5	<0.5	<2	<0.5	<2	<0.5	<2	<0.5	<0.5	<0.5	<0.5	<0.5	<1	<0.5	<0.5	<0.5	<1	<1.5	<1	<0.5	<50	<50	<50	<50
92598233	MW-93_20220407	MW-93	04/07/2022	<5	<0.5	<0.5	<0.5	<0.5	<0.5	<5	<0.5	<0.5	<1	<0.5	<1	<0.5	<0.5	<0.5	<0.5	<0.5	<2	<0.5	<2	<0.5	<2	<0.5	<0.5	<0.5	<0.5	<0.5	<1	<0.5	<0.5	<0.5	<1	<1.5	<1	<0.5	<50	<50	<50	<50
92603086	MW-93_20220505	MW-93	05/05/2022	**12.3**	<0.5	<0.5	<0.5	<0.5	<0.5	<5	<0.5	<0.5	<1	<0.5	<1	<0.5	<0.5	<0.5	<0.5	<0.5	<2	<0.5	<2	<0.5	<2	<0.5	<0.5	<0.5	<0.5	<0.5	<1	<0.5	<0.5	<0.5	<1	<1.5	<1	<0.5	<50	<50	<50	<50
92607411	MW-93_20220601	MW-93	06/01/2022	<5	<0.5	<0.5	<0.5	<0.5	<0.5	<5	<0.5	<0.5	<1	<0.5	<1	<0.5	<0.5	<0.5	<0.5	<0.5	<2	<0.5	<2	<0.5	<2	<0.5	<0.5	<0.5	<0.5	<0.5	<1	<0.5	<0.5	<0.5	<1	<1.5	<1	<0.5	<50	<50	<50	<50
MW-94																																										
FA89164-1	MW-94_20210921	MW-94	09/21/2021	<1.1	<0.5	<0.5	<0.5	**0.44J**	<0.5	NA	<0.5	<0.5	<0.5	**2.2**	NA	<0.5	<0.5	<0.5	<0.5	<0.5	NA	<0.5	<2	<0.5	<0.5	<0.5	<0.5	<0.5	<0.5	NA	<0.5	<0.5	<0.5	<0.5	<0.5	<1.5	<1	<0.5	<100	<100	<100	<100
92563804	MW-94_20210928	MW-94	09/28/2021	**4.7J**	<0.5	<0.5	<0.5	**0.26J**	<1	<5	<0.5	<0.5	<0.5	**1.8**	<0.6	<0.5	<0.5	<0.5	<0.5	**0.41J**	<0.6	<0.5	<5	<0.5	<0.5	<0.5	<0.5	<0.5	**2.4**	<0.5	<0.5	<0.5	**0.10J**	<0.5	<0.5	**2.14**	**1.5**	**0.64**	<100	<100	<100	NA
92570483	MW-94_20211103	MW-94	11/03/2021	**8.4**	<0.5	<0.5	<0.5	**0.38J**	<0.5	<5	<0.5	<0.5	<1	**2.3**	<1	<0.5	<0.5	<0.5	<0.5	<0.5	<2	<0.5	<2	<0.5	<2	<0.5	<0.5	<0.5	<0.5	<0.5	<1	<0.5	<0.5	<0.5	<1	<1.5	<1	<0.5	<50	<50	<50	<50
92575654	MW-94_20211202	MW-94	12/02/2021	<5	<0.5	<0.5	<0.5	<0.5	<0.5	<5	<0.5	<0.5	<1	**2.3**	<1	<0.5	<0.5	<0.5	<0.5	<0.5	<2	<0.5	<2	<0.5	<2	<0.5	<0.5	<0.5	<0.5	<0.5	<1	<0.5	<0.5	<0.5	<1	<1.5	<1	<0.5	<50	<50	<50	<50
92583209	MW-94_20220105	MW-94	01/05/2022	**0.3J**	<0.5	<0.5	<0.5	<0.5	<0.5	<5	<0.5	<0.5	<1	**1.8**	<1	<0.5	<0.5	<0.5	<0.5	<0.5	<2	<0.5	<2	<0.5	<2	<0.5	<0.5	<0.5	<0.5	<0.5	<1	<0.5	<0.5	<0.5	<1	<1.5	<1	<0.5	<50	<50	<50	<50
92585900	MW-94_20220202	MW-94	02/02/2022	<5	<0.5	<0.5	<0.5	<0.5	<0.5	<5	<0.5	<0.5	<1	**1.5**	<1	<0.5	<0.5	<0.5	<0.5	<0.5	<2	<0.5	<2	<0.5	<2	<0.5	<0.5	<0.5	<0.5	<0.5	<1	<0.5	<0.5	<0.5	<1	<1.5	<1	<0.5	<50	<50	<50	<50
92591151	MW-94_20220302	MW-94	03/02/2022	**1.0J**	<0.5	<0.5	<0.5	<0.5	<0.5	<5	<0.5	<0.5	<1	**1.8**	<1	<0.5	<0.5	<0.5	<0.5	<0.5	<2	<0.5	<2	<0.5	<2	<0.5	<0.5	<0.5	<0.5	<0.5	<1	<0.5	<0.5	<0.5	<1	<1.5	<1	<0.5	<50	<50	<50	<50
92597624	MW-94_20220406	MW-94	04/06/2022	<5	<0.5	<0.5	<0.5	<0.5	<0.5	<5	<0.5	<0.5	<1	**1.6**	<1	<0.5	<0.5	<0.5	<0.5	<0.5	<2	<0.5	<2	<0.5	<2	<0.5	<0.5	<0.5	<0.5	<0.5	<1	<0.5	<0.5	<0.5	<1	<1.5	<1	<0.5	<50	<50	<50	<50
92602788	MW-94_20220504	MW-94	05/04/2022	<5	<0.5	<0.5	<0.5	<0.5	<0.5	<5	<0.5	<0.5	<1	**1.3**	<1	<0.5	<0.5	<0.5	<0.5	<0.5	<2	<0.5	<2	<0.5	<2	<0.5	<0.5	<0.5	<0.5	<0.5	<1	<0.5	<0.5	<0.5	<1	<1.5	<1	<0.5	<50	<50	<50	<50
92607679	MW-94_20220602	MW-94	06/02/2022	**1.1J**	<0.5	<0.5	<0.5	<0.5	<0.5	<5	<0.5	<0.5	<1	<0.5	<1	<0.5	<0.5	<0.5	<0.5	<0.5	<2	<0.5	<2	<0.5	<2	<0.5	<0.5	<0.5	<0.5	<0.5	<1	<0.5	<0.5	<0.5	<1	<1.5	<1	<0.5	<50	<50	<50	<50
MW-95																																										
92564492	MW-95_20211001	MW-95	10/01/2021	<0.5	<0.5	<0.5	<0.5	<0.5	<1	<5	<0.5	<0.5	<0.5	**0.59**	<0.6	<0.5	<0.5	<0.5	**2.3**	<0.5	<0.6	<0.5	<5	**0.32J**	<0.5	<0.5	<0.5	<0.5	<0.5	<0.5	**0.35J**	<0.5	<0.5	<0.5	<0.5	<1.5	<1	<0.5	<100	<100	<100	NA
92570816	MW-95_20211104	MW-95	11/04/2021	<5	<0.5	<0.5	<0.5	<0.5	<0.5	<5	<0.5	<0.5	<1	<0.5	<1	<0.5	<0.5	<0.5	**2.1**	<0.5	<2	<0.5	<2	<0.5	<2	<0.5	<0.5	<0.5	<0.5	<0.5	**0.51J**	<0.5	<0.5	<0.5	<1	<1.5	<1	<0.5	<50	<50	<50	<50
92570816	DUP-2-20211104	MW-95	11/04/2021	<5	<0.5	<0.5	<0.5	<0.5	<0.5	<5	<0.5	<0.5	<1	<0.5	<1	<0.5	<0.5	<0.5	**2.1**	<0.5	<2	<0.5	<2	<0.5	<2	<0.5	<0.5	<0.5	<0.5	<0.5	**0.32J**	<0.5	<0.5	<0.5	<1	<1.5	<1	<0.5	<50	<50	<50	<50
92575770	MW-95_20211203	MW-95	12/03/2021	<5	<0.5	<0.5	<0.5	<0.5	<0.5	<5	<0.5	<0.5	<1	<0.5	<1	<0.5	<0.5	<0.5	**0.48J**	<0.5	<2	<0.5	<2	<0.5	<2	<0.5	<0.5	<0.5	<0.5	<0.5	<1	<0.5	<0.5	<0.5	<1	<1.5	<1	<0.5	<50	<50	<50	<50
92583376	MW-95_20220106	MW-95	01/06/2022	**0.1J**	<0.5	<0.5	<0.5	<0.5	<0.5	<5	<0.5	<0.5	<1	<0.5	<1	<0.5	<0.5	<0.5	<0.5	**0.65**	<2	<0.5	<2	<0.5	<2	<0.5	<0.5	<0.5	**1.4**	<0.5	<1	<0.5	**1.8**	**0.47J**	<1	**4.5**	**3.0**	**1.5**	<50	<50	<50	<50
92586178	MW-95_20220203	MW-95	02/03/2022	<5	<0.5	<0.5	<0.5	<0.5	<0.5	<5	<0.5	<0.5	<1	<0.5	<1	<0.5	<0.5	<0.5	**0.95**	<0.5	<2	<0.5	<2	<0.5	<2	<0.5	<0.5	<0.5	<0.5	<0.5	<1	<0.5	<0.5	<0.5	<1	<1.5	<1	<0.5	<50	<50	<50	<50
92591151	MW-95_20220302	MW-95	03/02/2022	<5	<0.5	<0.5	<0.5	<0.5	<0.5	<5	<0.5	<0.5	<1	<0.5	<1	<0.5	<0.5	<0.5	**0.51**	<0.5	<2	<0.5	<2	<0.5	<2	<0.5	<0.5	<0.5	<0.5	<0.5	<1	<0.5	<0.5	<0.5	<1	<1.5	<1	<0.5	<50	<50	<50	<50
92598233	MW-95_20220407	MW-95	04/07/2022	<5	<0.5	<0.5	<0.5	<0.5	<0.5	<5	<0.5	<0.5	<1	<0.5	<1	<0.5	<0.5	<0.5	**0.89**	<0.5	<2	<0.5	<2	<0.5	<2	<0.5	<0.5	<0.5	<0.5	<0.5	<1	<0.5	<0.5	<0.5	<1	**0.38J**	<1	**0.38J**	<50	<50	<50	<50
92603086	MW-95_20220505	MW-95	05/05/2022	<5	<0.5	<0.5	<0.5	<0.5	<0.5	<5	<0.5	<0.5	<1	<0.5	<1	<0.5	<0.5	<0.5	**1.3**	<0.5	<2	<0.5	<2	<0.5	<2	<0.5	<0.5	<0.5	<0.5	<0.5	<1	<0.5	<0.5	<0.5	<1	<1.5	<1	<0.5	<50	<50	<50	<50
92607679	MW-95_20220602	MW-95	06/02/2022	<5	<0.5	<0.5	<0.5	<0.5	<0.5	<5	<0.5	<0.5	<1	<0.5	<1	<0.5	<0.5	<0.5	**0.72**	<0.5	<2	<0.5	<2	<0.5	<2	<0.5	<0.5	<0.5	<0.5	<0.5	**0.31J**	<0.5	<0.5	<0.5	<1	<1.5	<1	<0.5	<50	<50	<50	<50

Table 5A
Summary of Monitoring Well Sampling Results

Colonial Pipeline Company
2020-L1-SR2448
Huntersville, North Carolina

Lab Report Number	Sample ID	Well ID	Sample Date	Metals (µg/L)	VOCs (µg/L)																																	MADEP VPH (µg/L)			
				Lead	Benzene	Bromobenzene	Bromochloromethane	Bromodichloromethane	Bromoform	Bromomethane	n-Butylbenzene	sec-Butylbenzene	Chloroethane	Chloroform	Chloromethane	2-Chlorotoluene	Dibromochloromethane	1,2-Dichloroethane	Diisopropyl ether	Ethylbenzene	Hexachloro-1,3-butadiene	Isopropylbenzene (Cumene)	Methylene Chloride	Methyl-tert-butyl ether	Naphthalene	n-Propylbenzene	Styrene	Tetrachloroethene	Toluene	Trichloroethene	Trichlorofluoromethane	1,2,3-Trichloropropane	1,2,4-Trimethylbenzene	1,3,5-Trimethylbenzene	Vinyl chloride	Xylene (Total)	m&p-Xylene	o-Xylene	C5 - C8 Aliphatics	C9 - C12 Aliphatics	C9 - C10 Aromatics	VPH (Total)
NCAC 2L Standards				**15**	**1**	**NE**	**NE**	**0.6**	**4**	**10**	**70**	**70**	**3000**	**70**	**3**	**100**	**0.4**	**0.4**	**70**	**600**	**0.4**	**70**	**5**	**20**	**6**	**70**	**70**	**0.7**	**600**	**3**	**2000**	**0.005**	**400**	**400**	**0.03**	**500**	**500**	**500**	**400**	**700**	**200**	**NE**
IMAC Standards				**--**	**--**	**--**	**--**	**--**	**--**	**--**	**--**	**--**	**--**	**--**	**--**	**--**	**--**	**--**	**--**	**--**	**--**	**--**	**--**	**--**	**--**	**--**	**--**	**--**	**--**	**--**	**--**	**--**	**--**	**--**	**--**	**--**	**--**	**--**	**--**	**--**	**--**
MW-96																																										
92564492	MW-96_20211001	MW-96	10/01/2021	<0.5	<0.5	<0.5	<0.5	<0.5	<1	<5	<0.5	<0.5	<0.5	<0.5	<0.6	<0.5	<0.5	<0.5	<0.5	<0.5	<0.6	<0.5	<5	<0.5	<0.5	<0.5	<0.5	<0.5	**0.13J**	<0.5	<0.5	<0.5	<0.5	<0.5	<0.5	<1.5	<1	<0.5	<100	<100	<100	NA
92570816	MW-96_20211104	MW-96	11/04/2021	<5	<0.5	<0.5	<0.5	<0.5	<0.5	<5	<0.5	<0.5	<1	<0.5	<1	<0.5	<0.5	<0.5	<0.5	<0.5	<2	<0.5	<2	<0.5	<0.5	<0.5	<0.5	<0.5	<0.5	<1	<0.5	<0.5	<0.5	<1	<1.5	<1	<0.5	<50	<50	<50	<50
92575770	MW-96_20211203	MW-96	12/03/2021	<5	<0.5	<0.5	<0.5	<0.5	<0.5	<5	<0.5	<0.5	<1	<0.5	<1	<0.5	<0.5	<0.5	<0.5	<0.5	<2	<0.5	<2	<0.5	<2	<0.5	<0.5	<0.5	<0.5	<0.5	<1	<0.5	<0.5	<0.5	<1	<1.5	<1	<0.5	<50	<50	<50	<50
92583376	MW-96_20220106	MW-96	01/06/2022	**0.53J**	<0.5	<0.5	<0.5	<0.5	<0.5	<5	<0.5	<0.5	<1	<0.5	<1	<0.5	<0.5	<0.5	<0.5	<0.5	<2	<0.5	<2	<0.5	<2	<0.5	<0.5	<0.5	**0.60**	<0.5	<1	<0.5	<0.5	<0.5	<1	**0.76J**	**0.76J**	<0.5	<50	<50	<50	<50
92586178	MW-96_20220203	MW-96	02/03/2022	**4.9J**	<0.5	<0.5	<0.5	<0.5	<0.5	<5	<0.5	<0.5	<1	<0.5	<1	<0.5	<0.5	<0.5	<0.5	<0.5	<2	<0.5	<2	<0.5	<2	<0.5	<0.5	<0.5	<0.5	<0.5	<1	<0.5	<0.5	<0.5	<1	<1.5	<1	<0.5	<50	<50	<50	<50
92591151	MW-96_20220302	MW-96	03/02/2022	<5	<0.5	<0.5	<0.5	<0.5	<0.5	<5	<0.5	<0.5	<1	<0.5	<1	<0.5	<0.5	<0.5	<0.5	<0.5	<2	<0.5	<2	<0.5	<2	<0.5	<0.5	<0.5	<0.5	<0.5	<1	<0.5	<0.5	<0.5	<1	<1.5	<1	<0.5	<50	<50	<50	<50
92598233	MW-96_20220407	MW-96	04/07/2022	<5	<0.5	<0.5	<0.5	<0.5	<0.5	<5	<0.5	<0.5	<1	<0.5	<1	<0.5	<0.5	<0.5	<0.5	<0.5	<2	<0.5	<2	<0.5	<2	<0.5	<0.5	<0.5	<0.5	<0.5	<1	<0.5	<0.5	<0.5	<1	<1.5	<1	<0.5	<50	<50	<50	<50
92603086	MW-96_20220505	MW-96	05/05/2022	<5	<0.5	<0.5	<0.5	<0.5	<0.5	<5	<0.5	<0.5	<1	<0.5	<1	<0.5	<0.5	<0.5	<0.5	<0.5	<2	<0.5	<2	<0.5	<2	<0.5	<0.5	<0.5	<0.5	<0.5	<1	<0.5	<0.5	<0.5	<1	<1.5	<1	<0.5	<50	<50	<50	<50
92607679	MW-96_20220602	MW-96	06/02/2022	<5	<0.5	<0.5	<0.5	<0.5	<0.5	<5	<0.5	<0.5	<1	<0.5	<1	<0.5	<0.5	<0.5	<0.5	<0.5	<2	<0.5	<2	<0.5	<2	<0.5	<0.5	<0.5	<0.5	<0.5	<1	<0.5	<0.5	<0.5	<1	<1.5	<1	<0.5	<50	<50	<50	<50
MW-98																																										
92597241	MW-98_20220405	MW-98	04/05/2022	<5	<0.5	<0.5	<0.5	<0.5	<0.5	<5	<0.5	<0.5	<1	<0.5	<1	<0.5	<0.5	<0.5	<0.5	<0.5	<2	<0.5	<2	<0.5	<2	<0.5	<0.5	<0.5	<0.5	<0.5	<1	<0.5	<0.5	<0.5	<1	<1.5	<1	<0.5	<50	<50	<50	<50
92602436	MW-98_20220503	MW-98	05/03/2022	<5	<0.5	<0.5	<0.5	<0.5	<0.5	<5	<0.5	<0.5	<1	<0.5	<1	<0.5	<0.5	<0.5	<0.5	<0.5	<2	<0.5	<2	<0.5	<2	<0.5	<0.5	<0.5	<0.5	<0.5	<1	<0.5	<0.5	<0.5	<1	<1.5	<1	<0.5	<50	<50	<50	<50
92607178	MW-98_20220531	MW-98	05/31/2022	<5	<0.5	<0.5	<0.5	<0.5	<0.5	<5	<0.5	<0.5	<1	<0.5	<1	<0.5	<0.5	<0.5	<0.5	<0.5	<2	<0.5	<2	<0.5	<2	<0.5	<0.5	<0.5	<0.5	<0.5	<1	<0.5	<0.5	<0.5	<1	<1.5	<1	<0.5	<50	<50	<50	<50
Bedrock Unit Monitoring Wells																																									
MW-04D																																									
92564084	MW-04D_20210929	MW-04D	09/29/2021	**4.5J**	<0.5	<0.5	<0.5	<0.5	<0.5	<2	<0.5	<0.5	<0.5	<0.5	<2	<0.5	<0.5	<0.5	<0.5	<0.5	<0.6	<0.5	<5	<0.5	<0.5	<0.5	<0.5	<0.5	**0.16J**	<0.5	<0.5	<0.5	<0.5	<0.5	<0.5	**0.32J**	**0.23J**	**0.09J**	<100	<100	<100	NA
92570816	MW-04D_20211104	MW-04D	11/04/2021	<5	<0.5	<0.5	<0.5	<0.5	<0.5	<5	<0.5	<0.5	<1	<0.5	<1	<0.5	<0.5	<0.5	<0.5	<0.5	<2	<0.5	<2	<0.5	<2	<0.5	<0.5	<0.5	<0.5	<0.5	<1	<0.5	<0.5	<0.5	<1	<1.5	<1	<0.5	<50	<50	<50	<50
92575654	MW-04D_20211202	MW-04D	12/02/2021	<5	<0.5	<0.5	<0.5	<0.5	<0.5	<5	<0.5	<0.5	<1	<0.5	<1	<0.5	<0.5	<0.5	<0.5	<0.5	<2	<0.5	<2	<0.5	<2	<0.5	<0.5	<0.5	<0.5	<0.5	<1	<0.5	<0.5	<0.5	<1	<1.5	<1	<0.5	<50	<50	<50	<50
92581742	MW-04D_20220107	MW-04D	01/07/2022	**0.21J**	<0.5	<0.5	<0.5	<0.5	<0.5	<5	<0.5	<0.5	<1	<0.5	<1	<0.5	<0.5	<0.5	<0.5	<0.5	<2	<0.5	<2	<0.5	<2	<0.5	<0.5	<0.5	<0.5	<0.5	<1	<0.5	<0.5	<0.5	<1	<1.5	<1	<0.5	<50	<50	<50	<50
92586178	MW-04D_20220203	MW-04D	02/03/2022	<5	<0.5	<0.5	<0.5	<0.5	<0.5	<5	<0.5	<0.5	<1	<0.5	<1	<0.5	<0.5	<0.5	<0.5	<0.5	<2	<0.5	<2	<0.5	<2	<0.5	<0.5	<0.5	<0.5	<0.5	<1	<0.5	<0.5	<0.5	<1	<1.5	<1	<0.5	**191**	<50	<50	**260**
92591327	MW-04D_20220303	MW-04D	03/03/2022	<5	<0.5	<0.5	<0.5	<0.5	<0.5	<5	<0.5	<0.5	<1	<0.5	<1	<0.5	<0.5	<0.5	<0.5	<0.5	<2	<0.5	<2	<0.5	<2	<0.5	<0.5	<0.5	<0.5	<0.5	<1	<0.5	<0.5	<0.5	<1	<1.5	<1	<0.5	<50	<50	<50	<50
92598233	MW-04D_20220407	MW-04D	04/07/2022	<5	<0.5	<0.5	<0.5	<0.5	<0.5	<5	<0.5	<0.5	<1	<0.5	<1	<0.5	<0.5	<0.5	<0.5	<0.5	<2	<0.5	<2	<0.5	<2	<0.5	<0.5	<0.5	<0.5	<0.5	<1	<0.5	<0.5	<0.5	<1	<1.5	<1	<0.5	<50	<50	<50	<50
92598233	DUP-1-20220407	MW-04D	04/07/2022	<5	<0.5	<0.5	<0.5	<0.5	<0.5	<5	<0.5	<0.5	<1	<0.5	<1	<0.5	<0.5	<0.5	<0.5	<0.5	<2	<0.5	<2	<0.5	<2	<0.5	<0.5	<0.5	<0.5	<0.5	<1	<0.5	<0.5	<0.5	<1	<1.5	<1	<0.5	<50	<50	<50	<50
92603086	MW-04D_20220505	MW-04D	05/05/2022	<5	<0.5	<0.5	<0.5	<0.5	<0.5	<5	<0.5	<0.5	<1	<0.5	<1	<0.5	<0.5	<0.5	<0.5	<0.5	<2	<0.5	<2	<0.5	<2	<0.5	<0.5	<0.5	<0.5	<0.5	<1	<0.5	<0.5	<0.5	<1	<1.5	<1	<0.5	<50	<50	<50	<50
92603086	DUP-1-20220505	MW-04D	05/05/2022	<5	<0.5	<0.5	<0.5	<0.5	<0.5	<5	<0.5	<0.5	<1	<0.5	<1	<0.5	<0.5	<0.5	<0.5	<0.5	<2	<0.5	<2	<0.5	<2	<0.5	<0.5	<0.5	<0.5	<0.5	<1	<0.5	<0.5	<0.5	<1	<1.5	<1	<0.5	<50	<50	<50	<50
92607679	MW-04D_20220602	MW-04D	06/02/2022	<5	<0.5	<0.5	<0.5	<0.5	<0.5	<5	<0.5	<0.5	<1	<0.5	<1	<0.5	<0.5	<0.5	<0.5	<0.5	<2	<0.5	<2	<0.5	<2	<0.5	<0.5	<0.5	<0.5	<0.5	<1	<0.5	<0.5	<0.5	<1	<1.5	<1	<0.5	<50	<50	<50	<50
MW-07D																																									
92515762	MW-7D (120-127)'	MW-07D	01/10/2021	**18.8**	<0.50	<0.50	<0.50	<0.50	<0.50	<5.0	<0.50	<0.50	<1.0	<0.50	<1.0	<0.50	<0.50	<0.50	<0.50	<0.50	<2.0	<0.50	<2.0	<0.50	<2.0	<0.50	<0.50	<0.50	**66.9**	<0.50	<1.0	<0.50	<0.50	<0.50	<1.0	<1.5	<1.0	<0.50	**132**	<100	<100	**132**
92515762	DUP-6	MW-07D	01/10/2021	**7**	<0.50	<0.50	<0.50	<0.50	<0.50	<5.0	<0.50	<0.50	<1.0	<0.50	<1.0	<0.50	<0.50	<0.50	<0.50	<0.50	<2.0	<0.50	<2.0	<0.50	<2.0	<0.50	<0.50	<0.50	**60.2**	<0.50	<1.0	<0.50	<0.50	<0.50	<1.0	<1.5	<1.0	<0.50	**127**	<100	<100	**127**
92515762	MW-7D (84-91)'	MW-07D	01/11/2021	**15.5**	<0.50	<0.50	<0.50	<0.50	<0.50	<5.0	<0.50	<0.50	<1.0	<0.50	<1.0	<0.50	<0.50	<0.50	<0.50	<0.50	<2.0	<0.50	<2.0	<0.50	<2.0	<0.50	<0.50	<0.50	**146**	<0.50	<1.0	<0.50	<0.50	<0.50	<1.0	<1.5	<1.0	<0.50	**285**	<100	<100	**285**
92521237	MW-7D_20210209	MW-07D	02/09/2021	<5	<1	<1	<1	<1	<1	<10	<1	<1	<2	<1	<2	<1	<1	<1	<1	<1	<4	<1	<4	<1	<4	<1	<1	<1	**184**	<1	<2	<1	<1	<1	<2	<3	<2	<1	**360**	<100	<100	**360**
92526618	MW-07D_20210309	MW-07D	03/09/2021	<5	<0.5	<0.5	<0.5	<0.5	<0.5	<5	<0.5	<0.5	<1	<0.5	<1	<0.5	<0.5	<0.5	<0.5	<0.5	<2	<0.5	<2	<0.5	<2	<0.5	<0.5	<0.5	**0.66**	<0.5	<1	<0.5	<0.5	<0.5	<1	<1.5	<1	<0.5	<100	<100	<100	<100
92532417	MW-07D_20210408	MW-07D	04/08/2021	<5	<0.5	<0.5	<0.5	<0.5	<0.5	<5	<0.5	<0.5	<1	<0.5	<1	<0.5	<0.5	<0.5	<0.5	<0.5	<2	<0.5	<2	<0.5	<2	<0.5	<0.5	<0.5	<0.5	<0.5	<1	<0.5	<0.5	<0.5	<1	<1.5	<1	<0.5	<50	<50	<50	<50
92537784	MW-07D_20210507	MW-07D	05/07/2021	<5	<0.5	<0.5	<0.5	<0.5	<0.5	<5	<0.5	<0.5	<1	<0.5	<1	<0.5	<0.5	<0.5	<0.5	<0.5	<2	<0.5	<2	<0.5	<2	<0.5	<0.5	<0.5	<0.5	<0.5	<1	<0.5	<0.5	<0.5	<1	<1.5	<1	<0.5	<50	<50	<50	<50
92542375	MW-07D_20210603	MW-07D	06/03/2021	<5	<0.5	<0.5	<0.5	<0.5	<0.5	<5	<0.5	<0.5	<1	<0.5	<1	<0.5	<0.5	<0.5	<0.5	<0.5	<2	<0.5	<2	<0.5	<2	<0.5	<0.5	<0.5	<0.5	<0.5	<1	<0.5	<0.5	<0.5	<1	<1.5	<1	<0.5	<50	<50	<50	<50
92548787	MW-07D_20210709	MW-07D	07/09/2021	<5	<0.5	<0.5	<0.5	<0.5	<0.5	<5	<0.5	<0.5	<1	<0.5	<1	<0.5	<0.5	<0.5	<0.5	<0.5	<2	<0.5	<2	<0.5	<2	<0.5	<0.5	<0.5	<0.5	<0.5	<1	<0.5	<0.5	<0.5	<1	<1.5	<1	<0.5	<50	<50	<50	<50
92554137	MW-07D_20210805	MW-07D	08/05/2021	<5	<0.5	<0.5	<0.5	<0.5	<0.5	<5	<0.5	<0.5	<1	<0.5	<1	<0.5	<0.5	<0.5	<0.5	<0.5	<2	<0.5	<2	<0.5	<2	<0.5	<0.5	<0.5	<0.5	<0.5	<1	<0.5	<0.5	<0.5	<1	<1.5	<1	<0.5	<50	<50	<50	<50
92554137	DUP-1-20210805	MW-07D	08/05/2021	<5	<0.5	<0.5	<0.5	<0.5	<0.5	<5	<0.5	<0.5	<1	<0.5	<1	<0.5	<0.5	<0.5	<0.5	<0.5	<2	<0.5	<2	<0.5	<2	<0.5	<0.5	<0.5	<0.5	<0.5	<1	<0.5	<0.5	<0.5	<1	<1.5	<1	<0.5	<50	<50	<50	<50
92559014	MW-07D_20210901	MW-07D	09/01/2021	**4.9J**	<0.5	<0.5	<0.5	<0.5	<0.5	<5	<0.5	<0.5	<1	<0.5	<1	<0.5	<0.5	<0.5	**0.86**	<0.5	<2	<0.5	<2	<0.5	<2	<0.5	<0.5	<0.5	<0.5	<0.5	<1	<0.5	<0.5	<0.5	<1	<1.5	<1	<0.5	<50	<50	<50	<50
92563487	MW-07D_20210927	MW-07D	09/27/2021	<5	**2.8**	<0.5	<0.5	<0.5	<0.5	<2	<0.5	<0.5	<0.5	<0.5	<1	<0.5	<0.5	<0.5	**9.9**	**0.65**	<0.6	<0.5	<5	**4.4**	<0.5	<0.5	<0.5	<0.5	**0.42J**	<0.5	<0.5	<0.5	**0.24J**	<0.5	<0.5	**2.9**	**1.9**	**1.0**	<100	<100	<100	NA
92566046	MW-07D_20211011	MW-07D	10/11/2021	<5.0	**13**	<0.5	<0.5	<0.5	<0.5	<2	<0.5	<0.5	<0.5	<0.5	<2	<0.5	<0.5	<0.5	**14**	**0.81**	<0.6	<0.5	<5	**7.4**	<0.5	**0.13J**	<0.5	<0.5	**1.0J**	<0.5	<0.5	<0.5	**0.88J**	**0.3J**	<0.5	**8.5**	**4**	**4.5**	<100	<100	<100	NA
92570483	MW-07D_20211103	MW-07D	11/03/2021	<5	**28.0**	<0.5	<0.5	<0.5	<0.5	<5	<0.5	<0.5	<1	<0.5	<1	<0.5	<0.5	<0.5	**15.3**	<0.5	<2	<0.5	<2	**6.9**	<2	<0.5	<0.5	<0.5	**0.92**	<0.5	<1	<0.5	**1.3**	<0.5	<1	**9.0**	**3.3**	**5.7**	**151**	<50	<50	**176**
92570483	DUP-1-20211103	MW-07D	11/03/2021	<5	**29.9**	<0.5	<0.5	<0.5	<0.5	<5	<0.5	<0.5	<1	<0.5	<1	<0.5	<0.5	<0.5	**15.8**	<0.5	<2	<0.5	<2	**7.2**	<2	<0.5	<0.5	<0.5	**1.1**	<0.5	<1	<0.5	**1.4**	<0.5	<1	**10.2**	**3.7**	**6.5**	**176**	<50	<50	**202**
92575654	MW-07D_20211202	MW-07D	12/02/2021	<5	**18.3**	<0.5	<0.5	<0.5	<0.5	<5	<0.5	<0.5	<1	<0.5	<1	<0.5	<0.5	<0.5	**10.1**	<0.5	<2	<0.5	<2	**4.5**	<2	<0.5	<0.5	<0.5	<0.5	<0.5	<1	<0.5	<0.5	<0.5	<1	**4.2**	<1	**4.2**	**86.9**	<50	<50	**97.2**
92583209	MW-07D_20220105	MW-07D	01/05/2022	<5	**33.4**	<0.5	<0.5	<0.5	<0.5	<5	<0.5	<0.5	<1	<0.5	<1	<0.5	<0.5	<0.5	**12.1**	<0.5	<2	<0.5	<2	**5.9**	<2	<0.5	<0.5	<0.5	**1.5**	<0.5	<1	<0.5	<0.5	<0.5	<1	**5.9**	<1	**5.9**	**131**	<50	<50	**143**
92585900	MW-07D_20220202	MW-07D	02/02/2022	<5	**0.66**	<0.5	<0.5	<0.5	<0.5	<5	<0.5	<0.5	<1	<0.5	<1	<0.5	<0.5	<0.5	**2.0**	<0.5	<2	<0.5	<2	**0.97**	<2	<0.5	<0.5	<0.5	<0.5	<0.5	<1	<0.5	<0.5	<0.5	<1	<1.5	<1	<0.5	<50	<50	<50	<50
92591151	MW-07D_20220302	MW-07D	03/02/2022	<5	**5.8**	<0.5	<0.5	<0.5	<0.5	<5	<0.5	<0.5	<1	<0.5	<1	<0.5	<0.5	<0.5	**4.2**	<0.5	<2	<0.5	<2	**1.7**	<2	<0.5	<0.5	<0.5	<0.5	<0.5	<1	<0.5	<0.5	<0.5	<1	**1.1**	<1	**1.1**	<50	<50	<50	<50
92597624	MW-07D_20220406	MW-07D	04/06/2022	<5	**11.6**	<0.5	<0.5	<0.5	<0.5	<5	<0.5	<0.5	<1	<0.5	<1	<0.5	<0.5	<0.5	**6.0**	<0.5	<2	<0.5	<2	**2.5**	<2	<0.5	<0.5	<0.5	**0.7**	<0.5	<1	<0.5	<0.5	<0.5	<1	**2.3**	<1	**2.3**	**103**	<50	<50	**110**
92602788	MW-07D_20220504	MW-07D	05/04/2022	**1.1J**	**6.8**	<0.5	<0.5	<0.5	<0.5	<5	<0.5	<0.5	<1	<0.5	<1	<0.5	<0.5	<0.5	**4.5**	<0.5	<2	<0.5	<2	**2.1**	<2	<0.5	<0.5	<0.5	<0.5	<0.5	<1	<0.5	<0.5	<0.5	<1	**1.2**	<1	**1.2**	**54**	<50	<50	**58.8**
92607872	MW-07D_20220603	MW-07D	06/03/2022	<5	**8.6**	<0.5	<0.5	<0.5	<0.5	<5	<0.5	<0.5	<1	<0.5	<1	<0.5	<0.5	<0.5	**5.2**	<0.5	<2	<0.5	<2	**2.4**	<2	<0.5	<0.5	<0.5	<0.5	<0.5	<1	<0.5	<0.5	<0.5	<1	**1.6**	<1	**1.6**	**67.5**	<50	<50	**74.9**
MW-14D																																									
92526264	MW-14D_20210308	MW-14D	03/08/2021	**59.2**	<0.5	<0.5	<0.5	<0.5	<0.5	<5	<0.5	<0.5	<1	**1.2**	<1	<0.5	<0.5	<0.5	**0.51**	<0.5	<2	<0.5	<2	<0.5	<2	<0.5	<0.5	<0.5	<0.5	<0.5	<1	<0.5	<0.5	<0.5	<1	<1.5	<1	<0.5	<100	<100	<100	<100
92531231	MW-14D_20210405	MW-14D	04/05/2021	**143**	<0.5	<0.5	<0.5	<0.5	<0.5	<5	<0.5	<0.5	<1	**0.97**	<1	<0.5	<0.5	<0.5	<0.5	<0.5	<2	<0.5	<2	<0.5	<2	<0.5	<0.5	<0.5	<0.5	<0.5	<1	<0.5	<0.5	<0.5	<1	<1.5	<1	<0.5	<50	<50	<50	<50
92536726	MW-14D_20210504	MW-14D	05/04/2021	**13.5**	<0.5	<0.5	<0.5	<0.5	<0.5	<5	<0.5	<0.5	<1	<0.5	<1	<0.5	<0.5	<0.5	<0.5	<0.5	<2	<0.5	<2	<0.5	<2	<0.5	<0.5	<0.5	<0.5	<0.5	<1	<0.5	<0.5	<0.5	<1	<1.5	<1	<0.5	<50	<50	<50	<50
92541703	MW-14D_20210601	MW-14D	06/01/2021	<5	<0.5	<0.5	<0.5	<0.5	<0.5	<5	<0.5	<0.5	<1	<0.5	<1	<0.5	<0.5	<0.5	<0.5	<0.5	<2	<0.5	<2	<0.5	<2	<0.5	<0.5	<0.5	<0.5	<0.5	<1	<0.5	<0.5	<0.5	<1	<1.5	<1	<0.5	<50	<50	<50	<50

Table 5A
Summary of Monitoring Well Sampling Results

Colonial Pipeline Company
2020-L1-SR2448
Huntersville, North Carolina

Lab Report Number	Sample ID	Well ID	Sample Date	Metals (µg/L)	VOCs (µg/L)																																	MADEP VPH (µg/L)			
				Lead	Benzene	Bromobenzene	Bromochloromethane	Bromodichloromethane	Bromoform	Bromomethane	n-Butylbenzene	sec-Butylbenzene	Chloroethane	Chloroform	Chloromethane	2-Chlorotoluene	Dibromochloromethane	1,2-Dichloroethane	Diisopropyl ether	Ethylbenzene	Hexachloro-1,3-butadiene	Isopropylbenzene (Cumene)	Methylene Chloride	Methyl-tert-butyl ether	Naphthalene	n-Propylbenzene	Styrene	Tetrachloroethene	Toluene	Trichloroethene	Trichlorofluoromethane	1,2,3-Trichloropropane	1,2,4-Trimethylbenzene	1,3,5-Trimethylbenzene	Vinyl chloride	Xylene (Total)	m&p-Xylene	o-Xylene	C5 - C8 Aliphatics	C9 - C12 Aliphatics	C9 - C10 Aromatics	VPH (Total)
NCAC 2L Standards				**15**	**1**	**NE**	**NE**	**0.6**	**4**	**10**	**70**	**70**	**3000**	**70**	**3**	**100**	**0.4**	**0.4**	**70**	**600**	**0.4**	**70**	**5**	**20**	**6**	**70**	**70**	**0.7**	**600**	**3**	**2000**	**0.005**	**400**	**400**	**0.03**	**500**	**500**	**500**	**400**	**700**	**200**	**NE**
IMAC Standards				**--**	**--**	**--**	**--**	**--**	**--**	**--**	**--**	**--**	**--**	**--**	**--**	**--**	**--**	**--**	**--**	**--**	**--**	**--**	**--**	**--**	**--**	**--**	**--**	**--**	**--**	**--**	**--**	**--**	**--**	**--**	**--**	**--**	**--**	**--**	**--**	**--**	**--**
92547899	MW-14D_20210706	MW-14D	07/06/2021	<5	<0.5	<0.5	<0.5	<0.5	<0.5	<5	<0.5	<0.5	<1	<0.5	<1	<0.5	<0.5	<0.5	<0.5	<0.5	<2	<0.5	<2	<0.5	<2	<0.5	<0.5	<0.5	<0.5	<0.5	<1	<0.5	<0.5	<0.5	<1	<1.5	<1	<0.5	<50	<50	<50	<50
92553065	MW-14D_20210802	MW-14D	08/02/2021	<5	<0.5	<0.5	<0.5	<0.5	<0.5	<5	<0.5	<0.5	<1	<0.5	<1	<0.5	<0.5	<0.5	<0.5	<0.5	<2	<0.5	<2	<0.5	<2	<0.5	<0.5	<0.5	<0.5	<0.5	<1	<0.5	<0.5	<0.5	<1	<1.5	<1	<0.5	<50	<50	<50	<50
92558447	MW-14D_20210830	MW-14D	08/30/2021	<5	<0.5	<0.5	<0.5	<0.5	<0.5	<5	<0.5	<0.5	<1	<0.5	<1	<0.5	<0.5	<0.5	<0.5	<0.5	<2	<0.5	<2	<0.5	<2	<0.5	<0.5	<0.5	<0.5	<0.5	<1	<0.5	<0.5	<0.5	<1	<1	<1	<0.5	<50	<50	<50	<50
92564084	MW-14D_20210929	MW-14D	09/29/2021	<5.0	<0.5	<0.5	<0.5	<0.5	<1	<5	<0.5	<0.5	<0.5	<0.5	<0.6	<0.5	<0.5	<0.5	<0.5	<0.5	<0.6	<0.5	<5	<0.5	<0.5	<0.5	<0.5	<0.5	**0.21J**	<0.5	<0.5	<0.5	<0.5	<0.5	<0.5	**0.61J**	**0.45J**	**0.16J**	<100	<100	<100	NA
92570178	MW-14D_20211102	MW-14D	11/02/2021	<5	<0.5	<0.5	<0.5	<0.5	<0.5	<5	<0.5	<0.5	<1	<0.5	<1	<0.5	<0.5	<0.5	<0.5	<0.5	<2	<0.5	<2	<0.5	<2	<0.5	<0.5	<0.5	<0.5	<0.5	<1	<0.5	<0.5	<0.5	<1	<1.5	<1	<0.5	<50	<50	<50	<50
92574905	MW-14D_20211130	MW-14D	11/30/2021	<5	<0.5	<0.5	<0.5	<0.5	<0.5	<5	<0.5	<0.5	<1	<0.5	<1	<0.5	<0.5	<0.5	<0.5	<0.5	<2	<0.5	<2	<0.5	<2	<0.5	<0.5	<0.5	<0.5	<0.5	<1	<0.5	<0.5	<0.5	<1	<1.5	<1	<0.5	<50	<50	<50	<50
92580645 92580644	MW-14D_20220103	MW-14D	01/03/2022	**0.18J**	<0.5	<0.5	<0.5	<0.5	<0.5	<5	<0.5	<0.5	<1	<0.5	<1	<0.5	<0.5	<0.5	<0.5	<0.5	<2	<0.5	<2	<0.5	<2	<0.5	<0.5	<0.5	<0.5	<0.5	<1	<0.5	<0.5	<0.5	<1	<1.5	<1	<0.5	<50	<50	<50	<50
92585316	MW-14D_20220131	MW-14D	01/31/2022	<5	<0.5	<0.5	<0.5	<0.5	<0.5	<5	<0.5	<0.5	<1	<0.5	<1	<0.5	<0.5	<0.5	<0.5	<0.5	<2	<0.5	<2	<0.5	<2	<0.5	<0.5	<0.5	<0.5	<0.5	<1	<0.5	<0.5	<0.5	<1	<1.5	<1	<0.5	<50	<50	<50	<50
92585316	DUP-2-20220131	MW-14D	01/31/2022	<5	<0.5	<0.5	<0.5	<0.5	<0.5	<5	<0.5	<0.5	<1	<0.5	<1	<0.5	<0.5	<0.5	<0.5	<0.5	<2	<0.5	<2	<0.5	<2	<0.5	<0.5	<0.5	<0.5	<0.5	<1	<0.5	<0.5	<0.5	<1	<1.5	<1	<0.5	<50	<50	<50	<50
92590515	MW-14D_20220228	MW-14D	02/28/2022	**0.24J**	<0.5	<0.5	<0.5	<0.5	<0.5	<5	<0.5	<0.5	<1	<0.5	<1	<0.5	<0.5	<0.5	<0.5	<0.5	<2	<0.5	<2	<0.5	<2	<0.5	<0.5	<0.5	<0.5	<0.5	<1	<0.5	<0.5	<0.5	<1	<1.5	<1	<0.5	<50	<50	<50	<50
92597251	MW-14D_20220405	MW-14D	04/05/2022	<5	<0.5	<0.5	<0.5	<0.5	<0.5	<5	<0.5	<0.5	<1	<0.5	<1	<0.5	<0.5	<0.5	<0.5	<0.5	<2	<0.5	<2	<0.5	<2	<0.5	<0.5	<0.5	<0.5	<0.5	<1	<0.5	<0.5	<0.5	<1	<1.5	<1	<0.5	<50	<50	<50	<50
92602194	MW-14_20220502	MW-14D	05/02/2022	<5	<0.5	<0.5	<0.5	<0.5	<0.5	<5	<0.5	<0.5	<1	<0.5	<1	<0.5	<0.5	<0.5	<0.5	<0.5	<2	<0.5	<2	<0.5	<2	<0.5	<0.5	<0.5	<0.5	<0.5	<1	<0.5	<0.5	<0.5	<1	<1.5	<1	<0.5	<50	<50	<50	<50
92607183	MW-14D_20220531	MW-14D	05/31/2022	<5	<0.5	<0.5	<0.5	<0.5	<0.5	<5	<0.5	<0.5	<1	<0.5	<1	<0.5	<0.5	<0.5	<0.5	<0.5	<2	<0.5	<2	<0.5	<2	<0.5	<0.5	<0.5	<0.5	<0.5	<1	<0.5	<0.5	<0.5	<1	<1.5	<1	<0.5	<50	<50	<50	<50
MW-16D																																										
92548519	MW-16D_20210708	MW-16D	07/08/2021	<5	<0.5	<0.5	<0.5	<0.5	<0.5	<5	<0.5	<0.5	<1	<0.5	<1	<0.5	<0.5	<0.5	<0.5	<0.5	<2	<0.5	<2	<0.5	<2	<0.5	<0.5	<0.5	<0.5	<0.5	<1	<0.5	<0.5	<0.5	<1	<1.5	<1	<0.5	<50	<50	<50	<50
92553519	MW-16D_20210804	MW-16D	08/04/2021	<5	<0.5	<0.5	<0.5	<0.5	<0.5	<5	<0.5	<0.5	<1	<0.5	<1	<0.5	<0.5	<0.5	<0.5	<0.5	**3.6**	<0.5	<2	<0.5	<2	<0.5	<0.5	<0.5	**1.1**	<0.5	<1	<0.5	<0.5	<0.5	<1	<1.5	<1	<0.5	<50	<50	<50	<50
92559332	MW-16D_20210902	MW-16D	09/02/2021	<5	<0.5	<0.5	<0.5	<0.5	<0.5	<5	<0.5	<0.5	<1	<0.5	<1	<0.5	<0.5	<0.5	<0.5	<0.5	<2	<0.5	<2	<0.5	<2	<0.5	<0.5	<0.5	**1.1**	<0.5	<1	<0.5	<0.5	<0.5	<1	<1.5	<1	<0.5	<50	<50	<50	<50
92564485	MW-16D_20211001	MW-16D	10/01/2021	<5.0	**0.13J**	<0.5	<0.5	<0.5	<1	<5	<0.5	<0.5	<0.5	<0.5	<0.6	<0.5	<0.5	<0.5	<0.5	**0.15J**	<0.6	<0.5	<5	<0.5	<0.5	<0.5	<0.5	<0.5	**1.2**	<0.5	<0.5	<0.5	**0.12J**	<0.5	<0.5	**1.16J**	**0.83J**	**0.33J**	<100	<100	<100	NA
92571046	MW-16D_20211105	MW-16D	11/05/2021	**5.0**	<0.5	<0.5	<0.5	<0.5	<0.5	<5	<0.5	<0.5	<1	<0.5	<1	<0.5	<0.5	<0.5	<0.5	<0.5	<2	<0.5	<2	<0.5	<2	<0.5	<0.5	<0.5	**0.56**	<0.5	<1	<0.5	<0.5	<0.5	<1	<1.5	<1	<0.5	<50	<50	<50	<50
92575206	MW-16D_20211201	MW-16D	12/01/2021	<5	<0.5	<0.5	<0.5	<0.5	<0.5	<5	<0.5	<0.5	<1	<0.5	<1	<0.5	<0.5	<0.5	<0.5	<0.5	<2	<0.5	<2	<0.5	<2	<0.5	<0.5	<0.5	**0.56**	<0.5	<1	<0.5	<0.5	<0.5	<1	<1.5	<1	<0.5	<50	<50	<50	<50
92581679	MW-16D_20220107	MW-16D	01/07/2022	**32.8J**	<0.5	<0.5	<0.5	<0.5	<0.5	<5	<0.5	<0.5	<1	<0.5	<1	<0.5	<0.5	<0.5	<0.5	<0.5	<2	<0.5	<2	<0.5	<2	<0.5	<0.5	<0.5	<0.5	<0.5	<1	<0.5	<0.5	<0.5	<1	<1.5	<1	<0.5	<50	<50	<50	<50
92585562	MW-16D_20220201	MW-16D	02/01/2022	**7.8**	<0.5	<0.5	<0.5	<0.5	<0.5	<5	<0.5	<0.5	<1	<0.5	<1	<0.5	<0.5	<0.5	<0.5	<0.5	<2	<0.5	<2	<0.5	<2	<0.5	<0.5	<0.5	**0.78**	<0.5	<1	<0.5	<0.5	<0.5	<1	<1.5	<1	<0.5	<50	<50	<50	<50
92590778	MW-16D_20220301	MW-16D	03/01/2022	**40.5**	<0.5	<0.5	<0.5	<0.5	<0.5	<5	<0.5	<0.5	<1	<0.5	<1	<0.5	<0.5	<0.5	<0.5	<0.5	<2	<0.5	<2	<0.5	<2	<0.5	<0.5	<0.5	<0.5	<0.5	<1	<0.5	<0.5	<0.5	<1	<1.5	<1	<0.5	<50	<50	<50	<50
92597623	MW-16D_20220406	MW-16D	04/06/2022	**81.3**	<0.5	<0.5	<0.5	<0.5	<0.5	**3.5J**	<0.5	<0.5	<1	<0.5	<1	<0.5	<0.5	<0.5	<0.5	<0.5	<2	<0.5	<2	<0.5	<2	<0.5	<0.5	<0.5	<0.5	<0.5	<1	<0.5	<0.5	<0.5	<1	<1.5	<1	<0.5	<50	<50	<50	<50
92602787	MW-16D_20220504	MW-16D	05/04/2022	**46.2**	<0.5	<0.5	<0.5	<0.5	<0.5	<5	<0.5	<0.5	<1	<0.5	<1	<0.5	<0.5	<0.5	<0.5	<0.5	<2	<0.5	<2	<0.5	<2	<0.5	<0.5	<0.5	<0.5	<0.5	<1	<0.5	<0.5	<0.5	<1	<1.5	<1	<0.5	<50	<50	<50	<50
92607869	MW-16D_20220603	MW-16D	06/03/2022	**40.7**	<0.5	<0.5	<0.5	<0.5	<0.5	<5	<0.5	<0.5	<1	<0.5	<1	<0.5	<0.5	<0.5	<0.5	<0.5	<2	<0.5	<2	<0.5	<2	<0.5	<0.5	<0.5	<0.5	<0.5	<1	<0.5	<0.5	<0.5	<1	<1.5	<1	<0.5	<50	<50	<50	<50
MW-25D																																										
92515755	MW-25D (125-139)	MW-25D	01/09/2021	**5.1**	<0.50	<0.50	<0.50	<0.50	<0.50	<5.0	<0.50	<0.50	<1.0	<0.50	<1.0	<0.50	<0.50	<0.50	**1.2**	<0.50	<2.0	<0.50	<2.0	<0.50	<2.0	<0.50	<0.50	<0.50	<0.50	<0.50	<1.0	<0.50	<0.50	<0.50	<1.0	<1.5	<1.0	<0.50	<100	<100	<100	<100
92515755	DUP-1-20210109	MW-25D	01/09/2021	<5.0	<0.50	<0.50	<0.50	<0.50	<0.50	<5.0	<0.50	<0.50	<1.0	<0.50	<1.0	<0.50	<0.50	<0.50	**1.2**	<0.50	<2.0	<0.50	<2.0	<0.50	<2.0	<0.50	<0.50	<0.50	<0.50	<0.50	<1.0	<0.50	<0.50	<0.50	<1.0	<1.5	<1.0	<0.50	<100	<100	<100	<100
92515869	MW-25D (83-90)	MW-25D	01/11/2021	**8.1**	<0.50	<0.50	<0.50	<0.50	<0.50	<5.0	<0.50	<0.50	<1.0	<0.50	<1.0	<0.50	<0.50	<0.50	**0.88**	<0.50	<2.0	<0.50	<2.0	<0.50	<2.0	<0.50	<0.50	<0.50	**131**	<0.50	<1.0	<0.50	<0.50	<0.50	<1.0	<1.5	<1.0	<0.50	**118**	<100	<100	**118**
92515869	MW-25D (108-115)	MW-25D	01/11/2021	**7.9**	<0.50	<0.50	<0.50	<0.50	<0.50	<5.0	<0.50	<0.50	<1.0	<0.50	<1.0	<0.50	<0.50	<0.50	**0.91**	<0.50	<2.0	<0.50	<2.0	<0.50	<2.0	<0.50	<0.50	<0.50	**34.1**	<0.50	<1.0	<0.50	<0.50	<0.50	<1.0	<1.5	<1.0	<0.50	<100	<100	<100	<100
92515869	MW-25D (115-122)	MW-25D	01/11/2021	<5.0	<0.50	<0.50	<0.50	<0.50	<0.50	<5.0	<0.50	<0.50	<1.0	<0.50	<1.0	<0.50	<0.50	<0.50	**0.97**	<0.50	<2.0	<0.50	<2.0	<0.50	<2.0	<0.50	<0.50	<0.50	**3.8**	<0.50	<1.0	<0.50	<0.50	<0.50	<1.0	<1.5	<1.0	<0.50	<100	<100	<100	<100
92515869	DUP-7	MW-25D	01/11/2021	<5.0	<0.50	<0.50	<0.50	<0.50	<0.50	<5.0	<0.50	<0.50	<1.0	<0.50	<1.0	<0.50	<0.50	<0.50	**0.98**	<0.50	<2.0	<0.50	<2.0	<0.50	<2.0	<0.50	<0.50	<0.50	**4**	<0.50	<1.0	<0.50	<0.50	<0.50	<1.0	<1.5	<1.0	<0.50	<100	<100	<100	<100
92521871	MW-25D_20210211	MW-25D	02/11/2021	<5	**1.5**	<0.5	<0.5	<0.5	<0.5	<5	<0.5	<0.5	<1	<0.5	<1	<0.5	<0.5	<0.5	**0.69**	**1.5**	<2	<0.5	<2	<0.5	<2	<0.5	<0.5	<0.5	**19.9**	<0.5	<1	<0.5	**1.6**	<0.5	<1	**8.1**	**5.4**	**2.7**	<100	<100	<100	**115**
92526977	MW-25D_20210310	MW-25D	03/10/2021	<5	<0.5	<0.5	<0.5	<0.5	<0.5	<5	<0.5	<0.5	<1	<0.5	<1	<0.5	<0.5	<0.5	**1.2**	<0.5	<2	<0.5	<2	<0.5	<2	<0.5	<0.5	<0.5	<0.5	<0.5	<1	<0.5	<0.5	<0.5	<1	<1.5	<1	<0.5	<100	<100	<100	<100
92532417	MW-25D_20210408	MW-25D	04/08/2021	<5	<0.5	<0.5	<0.5	<0.5	<0.5	<5	<0.5	<0.5	<1	<0.5	<1	<0.5	<0.5	<0.5	**0.57**	<0.5	<2	<0.5	<2	<0.5	<2	<0.5	<0.5	<0.5	<0.5	<0.5	<1	<0.5	<0.5	<0.5	<1	<1.5	<1	<0.5	<50	<50	<50	<50
92537784	MW-25D_20210507	MW-25D	05/07/2021	<5	<0.5	<0.5	<0.5	<0.5	<0.5	<5	<0.5	<0.5	<1	<0.5	<1	<0.5	<0.5	<0.5	**1.2**	<0.5	<2	<0.5	<2	**0.44J**	<2	<0.5	<0.5	<0.5	<0.5	<0.5	<1	<0.5	<0.5	<0.5	<1	<1.5	<1	<0.5	<50	<50	<50	<50
92542375	MW-25D_20210603	MW-25D	06/03/2021	<5	**0.46J**	<0.5	<0.5	<0.5	<0.5	<5	<0.5	<0.5	<1	<0.5	<1	<0.5	<0.5	<0.5	**7.3**	<0.5	<2	<0.5	<2	**3.4**	<2	<0.5	<0.5	<0.5	<0.5	<0.5	<1	<0.5	<0.5	<0.5	<1	<1.5	<1	<0.5	<50	<50	<50	<50
92548527	MW-25D_20210708	MW-25D	07/08/2021	**7.9**	**12.5**	<0.5	<0.5	<0.5	<0.5	<5	<0.5	<0.5	<1	<0.5	<1	<0.5	<0.5	<0.5	**11.6**	**0.88**	<2	<0.5	<2	**6.4**	<2	<0.5	<0.5	<0.5	**0.64**	<0.5	<1	<0.5	<0.5	<0.5	<1	**5.0**	**2.1**	**2.9**	**109**	<50	<50	**127**
92551300	MW-25D_20210722	MW-25D	07/22/2021	NA	**5.8**	NA	NA	NA	NA	NA	NA	NA	NA	NA	NA	NA	NA	NA	NA	NA	NA	NA	NA	NA	NA	NA	NA	NA	NA	NA	NA	NA	NA	NA	NA	NA	NA	NA	NA	NA	NA	NA	NA
92554285	MW-25D_20210806	MW-25D	08/06/2021	<5	**4.8**	<0.5	<0.5	<0.5	<0.5	<5	<0.5	<0.5	<1	<0.5	<1	<0.5	<0.5	<0.5	**15.5**	<0.5	<2	<0.5	<2	**8**	<2	<0.5	<0.5	<0.5	<0.5	<0.5	<1	<0.5	<0.5	<0.5	<1	**1.1**	<1	**1.1**	**82.3**	<50	<50	**87.3**
92559360	MW-25D_20210902	MW-25D	09/02/2021	<5	<0.5	<0.5	<0.5	<0.5	<0.5	<5	<0.5	<0.5	<1	<0.5	<1	<0.5	<0.5	<0.5	**2.7**	<0.5	<2	<0.5	<2	**1.2**	<2	<0.5	<0.5	<0.5	<0.5	<0.5	<1	<0.5	<0.5	<0.5	<1	<1.5	<1	<0.5	<50	<50	<50	<50
92564084	MW-25D_20210929	MW-25D	09/29/2021	**4.7J**	<0.5	<0.5	<0.5	<0.5	<1	<5	<0.5	<0.5	<0.5	<0.5	<0.6	<0.5	<0.5	<0.5	**0.34J**	<0.5	<0.6	<0.5	<5	**0.26J**	<0.5	<0.5	<0.5	<0.5	**0.28J**	<0.5	<0.5	<0.5	**0.10J**	<0.5	<0.5	**0.73J**	**0.54J**	**0.19J**	<100	<100	<100	NA
92570816	MW-25D_20211104	MW-25D	11/04/2021	<5	<0.5	<0.5	<0.5	<0.5	<0.5	<5	<0.5	<0.5	<1	<0.5	<1	<0.5	<0.5	<0.5	**0.5J**	<0.5	<2	<0.5	<2	<0.5	<2	<0.5	<0.5	<0.5	<0.5	<0.5	<1	<0.5	<0.5	<0.5	<1	<1.5	<1	<0.5	<50	<50	<50	<50
92575654	MW-25D_20211202	MW-25D	12/02/2021	<5	<0.5	<0.5	<0.5	<0.5	<0.5	<5	<0.5	<0.5	<1	<0.5	<1	<0.5	<0.5	<0.5	**1.3**	<0.5	<2	<0.5	<2	**0.72**	<2	<0.5	<0.5	<0.5	<0.5	<0.5	<1	<0.5	<0.5	<0.5	<1	<1.5	<1	<0.5	<50	<50	<50	<50
92583376	MW-25D_20220106	MW-25D	01/06/2022	<5	<0.5	<0.5	<0.5	<0.5	<0.5	<5	<0.5	<0.5	<1	<0.5	<1	<0.5	<0.5	<0.5	<0.5	<0.5	<2	<0.5	<2	<0.5	<2	<0.5	<0.5	<0.5	<0.5	<0.5	<1	<0.5	<0.5	<0.5	<1	<1.5	<1	<0.5	<50	<50	<50	<50
92583376	DUP-1-20220106	MW-25D	01/06/2022	<5	<0.5	<0.5	<0.5	<0.5	<0.5	<5	<0.5	<0.5	<1	<0.5	<1	<0.5	<0.5	<0.5	<0.5	<0.5	<2	<0.5	<2	<0.5	<2	<0.5	<0.5	<0.5	<0.5	<0.5	<1	<0.5	<0.5	<0.5	<1	<1.5	<1	<0.5	<50	<50	<50	<50
92585900	MW-25D_20220202	MW-25D	02/02/2022	<5	<0.5	<0.5	<0.5	<0.5	<0.5	<5	<0.5	<0.5	<1	<0.5	<1	<0.5	<0.5	<0.5	**0.31J**	<0.5	<2	<0.5	<2	<0.5	<2	<0.5	<0.5	<0.5	<0.5	<0.5	<1	<0.5	<0.5	<0.5	<1	<1.5	<1	<0.5	<50	<50	<50	<50
92591151	MW-25D_20220302	MW-25D	03/02/2022	**1.1J**	<0.5	<0.5	<0.5	<0.5	<0.5	<5	<0.5	<0.5	<1	<0.5	<1	<0.5	<0.5	<0.5	**0.38J**	<0.5	<2	<0.5	<2	<0.5	<2	<0.5	<0.5	<0.5	<0.5	<0.5	<1	<0.5	<0.5	<0.5	<1	<1.5	<1	<0.5	<50	<50	<50	<50
92597624	MW-25D_20220406	MW-25D	04/06/2022	**5.8**	<0.5	<0.5	<0.5	<0.5	<0.5	<5	<0.5	<0.5	<1	**0.38J**	<1	<0.5	<0.5	<0.5	<0.5	<0.5	<2	<0.5	<2	<0.5	<2	<0.5	<0.5	<0.5	<0.5	<0.5	<1	<0.5	<0.5	<0.5	<1	<1.5	<1	<0.5	<50	<50	<50	<50
92602788	MW-25D_20220504	MW-25D	05/04/2022	**8.1**	<0.5	<0.5	<0.5	<0.5	<0.5	<5	<0.5	<0.5	<1	<0.5	<1	<0.5	<0.5	<0.5	<0.5	<0.5	<2	<0.5	<2	<0.5	<2	<0.5	<0.5	<0.5	<0.5	<0.5	<1	<0.5	<0.5	<0.5	<1	<1.5	<1	<0.5	<50	<50	<50	<50
92607872	MW-25D_20220603	MW-25D	06/03/2022	<5	<0.5	<0.5	<0.5	<0.5	<0.5	<5	<0.5	<0.5	<1	**0.51**	<1	<0.5	<0.5	<0.5	<0.5	<0.5	<2	<0.5	<2	<0.5	<2	<0.5	<0.5	<0.5	<0.5	<0.5	<1	<0.5	<0.5	<0.5	<1	<1.5	<1	<0.5	<50	<50	<50	<50

Table 5A
Summary of Monitoring Well Sampling Results

Colonial Pipeline Company
2020-L1-SR2448
Huntersville, North Carolina

Lab Report Number	Sample ID	Well ID	Sample Date	Metals (µg/L)	VOCs (µg/L)																																MADEP VPH (µg/L)			
				Lead	Benzene	Bromobenzene	Bromochloromethane	Bromodichloromethane	Bromoform	Bromomethane	n-Butylbenzene	sec-Butylbenzene	Chloroethane	Chloroform	Chloromethane	2-Chlorotoluene	Dibromochloromethane	1,2-Dichloroethane	Diisopropyl ether	Ethylbenzene	Hexachloro-1,3-butadiene	Isopropylbenzene (Cumene)	Methylene Chloride	Methyl-tert-butyl ether	Naphthalene	n-Propylbenzene	Styrene	Tetrachloroethene	Toluene	Trichloroethene	Trichlorofluoromethane	1,2,3-Trichloropropane	1,2,4-Trimethylbenzene	1,3,5-Trimethylbenzene	Vinyl chloride	Xylene (Total)	m&p-Xylene	o-Xylene	C5 - C8 Aliphatics	C9 - C12 Aliphatics	C9 - C10 Aromatics	VPH (Total)
NCAC 2L Standards				**15**	**1**	**NE**	**NE**	**0.6**	**4**	**10**	**70**	**70**	**3000**	**70**	**3**	**100**	**0.4**	**0.4**	**70**	**600**	**0.4**	**70**	**5**	**20**	**6**	**70**	**70**	**0.7**	**600**	**3**	**2000**	**0.005**	**400**	**400**	**0.03**	**500**	**500**	**500**	**400**	**700**	**200**	**NE**
IMAC Standards				**--**	**--**	**--**	**--**	**--**	**--**	**--**	**--**	**--**	**--**	**--**	**--**	**--**	**--**	**--**	**--**	**--**	**--**	**--**	**--**	**--**	**--**	**--**	**--**	**--**	**--**	**--**	**--**	**--**	**--**	**--**	**--**	**--**	**--**	**--**	**--**	**--**	**--**
MW-31D																																											
92541992	MW-31D_20210602	MW-31D	06/02/2021	<5	<0.5	<0.5	<0.5	<0.5	<0.5	<5	<0.5	<0.5	<1	<0.5	<1	<0.5	<0.5	<0.5	<0.5	<0.5	<2	<0.5	<2	<0.5	<2	<0.5	<0.5	<0.5	<0.5	<0.5	<1	<0.5	<0.5	<0.5	<1	<1.5	<1	<0.5	<50	<50	<50	<50
92548170	MW-31D_20210707	MW-31D	07/07/2021	<5	<0.5	<0.5	<0.5	<0.5	<0.5	<5	<0.5	<0.5	<1	<0.5	<1	<0.5	<0.5	<0.5	<0.5	<0.5	<2	<0.5	<2	<0.5	<2	<0.5	<0.5	<0.5	<0.5	<0.5	<1	<0.5	<0.5	<0.5	<1	<1.5	<1	<0.5	<50	<50	<50	<50
92553189	MW-31D_20210803	MW-31D	08/03/2021	<5	<0.5	<0.5	<0.5	<0.5	<0.5	<5	<0.5	<0.5	<1	<0.5	<1	<0.5	<0.5	<0.5	<0.5	<0.5	<2	<0.5	<2	<0.5	<2	<0.5	<0.5	<0.5	<0.5	<0.5	<1	<0.5	<0.5	<0.5	<1	<1.5	<1	<0.5	<50	<50	<50	<50
92558741	MW-31D_20210831	MW-31D	08/31/2021	<5	<0.5	<0.5	<0.5	<0.5	<0.5	<5	<0.5	<0.5	<1	<0.5	<1	<0.5	<0.5	<0.5	<0.5	<0.5	<2	<0.5	<2	<0.5	<2	<0.5	<0.5	<0.5	<0.5	<0.5	<1	<0.5	<0.5	<0.5	<1	<1.5	<1	<0.5	<50	<50	<50	<50
92564485	MW-31D_20211001	MW-31D	10/01/2021	<5.0	<0.5	<0.5	<0.5	<0.5	<1	<5	<0.5	<0.5	<0.5	<0.5	<0.6	<0.5	<0.5	<0.5	<0.5	<0.5	<0.6	<0.5	<5	<0.5	<0.5	<0.5	<0.5	<0.5	**0.12J**	<0.5	<0.5	<0.5	<0.5	<0.5	<0.5	**0.34J**	**0.25J**	**0.09J**	<100	<100	<100	NA
92570181	MW-31D_20211102	MW-31D	11/02/2021	<5	<0.5	<0.5	<0.5	<0.5	<0.5	<5	<0.5	<0.5	<1	<0.5	<1	<0.5	<0.5	<0.5	<0.5	<0.5	<2	<0.5	<2	<0.5	<2	<0.5	<0.5	<0.5	<0.5	<0.5	<1	<0.5	<0.5	<0.5	<1	<1.5	<1	<0.5	<50	<50	<50	<50
92575206	MW-31D_20211201	MW-31D	12/01/2021	<5	<0.5	<0.5	<0.5	<0.5	<0.5	<5	<0.5	<0.5	<1	<0.5	<1	<0.5	<0.5	<0.5	<0.5	<0.5	<2	<0.5	<2	<0.5	<2	<0.5	<0.5	<0.5	<0.5	<0.5	<1	<0.5	<0.5	<0.5	<1	<1.5	<1	<0.5	<50	<50	<50	<50
92580930 92580955	MW-31D_20220104	MW-31D	01/04/2022	**0.40J**	<0.5	<0.5	<0.5	<0.5	<0.5	<5	<0.5	<0.5	<1	<0.5	<1	<0.5	<0.5	<0.5	<0.5	<0.5	<2	<0.5	<2	<0.5	<2	<0.5	<0.5	<0.5	<0.5	<0.5	<1	<0.5	<0.5	<0.5	<1	<1.5	<1	<0.5	<50	<50	<50	<50
92585562	MW-31D_20220201	MW-31D	02/01/2022	<5	<0.5	<0.5	<0.5	<0.5	<0.5	<5	<0.5	<0.5	<1	<0.5	<1	<0.5	<0.5	<0.5	<0.5	<0.5	<2	<0.5	<2	<0.5	<2	<0.5	<0.5	<0.5	<0.5	<0.5	<1	<0.5	<0.5	<0.5	<1	<1.5	<1	<0.5	<50	<50	<50	<50
92590778	MW-31D_20220301	MW-31D	03/01/2022	**6.5**	<0.5	<0.5	<0.5	<0.5	<0.5	<5	<0.5	<0.5	<1	<0.5	<1	<0.5	<0.5	<0.5	<0.5	<0.5	<2	<0.5	<2	<0.5	<2	<0.5	<0.5	<0.5	<0.5	<0.5	<1	<0.5	<0.5	<0.5	<1	<1.5	<1	<0.5	<50	<50	<50	<50
92597241	MW-31D_20220405	MW-31D	04/05/2022	<5	<0.5	<0.5	<0.5	<0.5	<0.5	<5	<0.5	<0.5	<1	<0.5	<1	<0.5	<0.5	<0.5	<0.5	<0.5	<2	<0.5	<2	<0.5	<2	<0.5	<0.5	<0.5	<0.5	<0.5	<1	<0.5	<0.5	<0.5	<1	<1.5	<1	<0.5	<50	<50	<50	<50
92602787	MW-31D_20220504	MW-31D	05/04/2022	<5	**1.2**	<0.5	<0.5	<0.5	<0.5	<5	<0.5	<0.5	<1	<0.5	<1	<0.5	<0.5	<0.5	<0.5	<0.5	<2	<0.5	<2	<0.5	<2	<0.5	<0.5	<0.5	<0.5	<0.5	<1	<0.5	<0.5	<0.5	<1	<1.5	<1	<0.5	<50	<50	<50	<50
92605866	MW-31D_20220523	MW-31D	05/23/2022	<5	<0.5	<0.5	<0.5	<0.5	<0.5	<5	<0.5	<0.5	<1	<0.5	<1	<0.5	<0.5	<0.5	<0.5	<0.5	<2	<0.5	<2	<0.5	<2	<0.5	<0.5	<0.5	<0.5	<0.5	<1	<0.5	<0.5	<0.5	<1	<1.5	<1	<0.5	<50	<50	<50	<50
92607409	MW-31D_20220601	MW-31D	06/01/2022	<5	<0.5	<0.5	<0.5	<0.5	<0.5	<5	<0.5	<0.5	<1	<0.5	<1	<0.5	<0.5	<0.5	<0.5	<0.5	<2	<0.5	<2	<0.5	<2	<0.5	<0.5	<0.5	<0.5	<0.5	<1	<0.5	<0.5	<0.5	<1	<1.5	<1	<0.5	<50	<50	<50	<50
MW-36DR																																										
92514955	MW-36D (96.5-103.5)	MW-36D	01/05/2021	**40.5**	<0.50	<0.50	<0.50	<0.50	<0.50	<5.0	<0.50	<0.50	<1.0	<0.50	<1.0	<0.50	<0.50	<0.50	<0.50	<0.50	<2.0	<0.50	<2.0	<0.50	<2.0	<0.50	<0.50	<0.50	**169**	<0.50	<1.0	<0.50	<0.50	<0.50	<1.0	<1.5	<1.0	<0.50	**280**	<100	<100	**318**
92514955	DUP-2	MW-36D	01/05/2021	**47.3**	<0.50	<0.50	<0.50	<0.50	<0.50	<5.0	<0.50	<0.50	<1.0	<0.50	<1.0	<0.50	<0.50	<0.50	<0.50	<0.50	<2.0	<0.50	<2.0	<0.50	<2.0	<0.50	<0.50	<0.50	**164**	<0.50	<1.0	<0.50	<0.50	<0.50	<1.0	<1.5	<1.0	<0.50	**281**	<100	<100	**318**
92521237	MW-36D_20210209	MW-36D	02/09/2021	**72.1**	<0.5	<0.5	<0.5	<0.5	<0.5	<5	<0.5	<0.5	<1	<0.5	<1	<0.5	<0.5	<0.5	<0.5	<0.5	<2	<0.5	<2	<0.5	<2	<0.5	<0.5	<0.5	**1.1**	<0.5	<1	<0.5	<0.5	<0.5	<1	<1.5	<1	<0.5	<100	<100	<100	<100
92526618	MW-36D_20210309	MW-36D	03/09/2021	**76.9**	<0.5	<0.5	<0.5	<0.5	<0.5	<5	<0.5	<0.5	<1	<0.5	<1	<0.5	<0.5	<0.5	<0.5	<0.5	<2	<0.5	<2	<0.5	<2	<0.5	<0.5	<0.5	<0.5	<0.5	<1	<0.5	<0.5	<0.5	<1	<1.5	<1	<0.5	<100	<100	<100	<100
92537489	MW-36DR_20210506	MW-36DR	05/05/2021	<5	<0.5	<0.5	<0.5	<0.5	<0.5	<5	<0.5	<0.5	<1	<0.5	<1	<0.5	<0.5	<0.5	<0.5	<0.5	<2	<0.5	<2	<0.5	<2	<0.5	<0.5	<0.5	<0.5	<0.5	<1	<0.5	<0.5	<0.5	<1	<1.5	<1	<0.5	<50	<50	<50	<50
92542611	MW-36DR_20210604	MW-36DR	06/04/2021	**5.1**	<0.5	<0.5	<0.5	<0.5	<0.5	<5	<0.5	<0.5	<1	<0.5	<1	<0.5	<0.5	<0.5	<0.5	<0.5	<2	<0.5	<2	<0.5	<2	<0.5	<0.5	<0.5	<0.5	<0.5	<1	<0.5	<0.5	<0.5	<1	<1.5	<1	<0.5	<50	<50	<50	<50
92548787	MW-36DR_20210709	MW-36DR	07/09/2021	**7.4**	<0.5	<0.5	<0.5	<0.5	<0.5	<5	<0.5	<0.5	<1	<0.5	<1	<0.5	<0.5	<0.5	<0.5	<0.5	<2	<0.5	<2	<0.5	<2	<0.5	<0.5	<0.5	<0.5	<0.5	<1	<0.5	<0.5	<0.5	<1	<1.5	<1	<0.5	<50	<50	<50	<50
92554285	MW-36DR_20210806	MW-36DR	08/06/2021	<5	<0.5	<0.5	<0.5	<0.5	<0.5	<5	<0.5	<0.5	<1	<0.5	<1	<0.5	<0.5	<0.5	<0.5	<0.5	<2	<0.5	<2	<0.5	<2	<0.5	<0.5	<0.5	<0.5	<0.5	<1	<0.5	<0.5	<0.5	<1	<1.5	<1	<0.5	<50	<50	<50	<50
92559360	MW-36DR_20210902	MW-36DR	09/02/2021	<5	<0.5	<0.5	<0.5	<0.5	<0.5	<5	<0.5	<0.5	<1	<0.5	<1	<0.5	<0.5	<0.5	<0.5	<0.5	<2	<0.5	<2	<0.5	<2	<0.5	<0.5	<0.5	<0.5	<0.5	<1	<0.5	<0.5	<0.5	<1	<1.5	<1	<0.5	<50	<50	<50	**68.2**
92559360	DUP-1-20210902	MW-36DR	09/02/2021	<5	<0.5	<0.5	<0.5	<0.5	<0.5	<5	<0.5	<0.5	<1	<0.5	<1	<0.5	<0.5	<0.5	<0.5	<0.5	<2	<0.5	<2	<0.5	<2	<0.5	<0.5	<0.5	<0.5	<0.5	<1	<0.5	<0.5	<0.5	<1	<1.5	<1	<0.5	<50	<50	<50	<50
92564084	MW-36DR_20210929	MW-36DR	09/29/2021	<5.0	<0.5	<0.5	<0.5	<0.5	<0.5	<2	<0.5	<0.5	<0.5	<0.5	<2	<0.5	<0.5	<0.5	<0.5	<0.5	<0.6	<0.5	<5	<0.5	<0.5	<0.5	<0.5	<0.5	<0.5	<0.5	<0.5	<1	<0.5	<0.5	<0.5	<0.5	<1.5	<1	<0.5	<100	<100	<100	NA
92570816	MW-36DR_20211104	MW-36DR	11/04/2021	<5	<0.5	<0.5	<0.5	<0.5	<0.5	<5	<0.5	<0.5	<1	<0.5	<1	<0.5	<0.5	<0.5	<0.5	<0.5	<2	<0.5	<2	<0.5	<2	<0.5	<0.5	<0.5	<0.5	<0.5	<1	<0.5	<0.5	<0.5	<1	<1.5	<1	<0.5	<50	<50	<50	<50
92575770	MW-36DR_20211203	MW-36DR	12/03/2021	<5	<0.5	<0.5	<0.5	<0.5	<0.5	<5	<0.5	<0.5	<1	<0.5	<1	<0.5	<0.5	<0.5	<0.5	<0.5	<2	<0.5	<2	<0.5	<2	<0.5	<0.5	<0.5	<0.5	<0.5	<1	<0.5	<0.5	<0.5	<1	<1.5	<1	<0.5	<50	<50	<50	<50
92581742	MW-36DR_20220107	MW-36DR	01/07/2022	**0.19J**	<0.5	<0.5	<0.5	<0.5	<0.5	<5	<0.5	<0.5	<1	<0.5	<1	<0.5	<0.5	<0.5	<0.5	<0.5	<2	<0.5	<2	<0.5	<2	<0.5	<0.5	<0.5	<0.5	<0.5	<1	<0.5	<0.5	<0.5	<1	<1.5	<1	<0.5	<50	<50	<50	<50
92586178	MW-36DR_20220203	MW-36DR	02/03/2022	<5	<0.5	<0.5	<0.5	<0.5	<0.5	<5	<0.5	<0.5	<1	<0.5	<1	<0.5	<0.5	<0.5	<0.5	<0.5	<2	<0.5	<2	<0.5	<2	<0.5	<0.5	<0.5	<0.5	<0.5	<1	<0.5	<0.5	<0.5	<1	<1.5	<1	<0.5	<50	<50	<50	<50
92591327	MW-36DR_20220303	MW-36DR	03/03/2022	**0.11J**	<0.5	<0.5	<0.5	<0.5	<0.5	<5	<0.5	<0.5	<1	<0.5	<1	<0.5	<0.5	<0.5	<0.5	<0.5	<2	<0.5	<2	<0.5	<2	<0.5	<0.5	<0.5	<0.5	<0.5	<1	<0.5	<0.5	<0.5	<1	<1.5	<1	<0.5	<50	<50	<50	<50
92598325	MW-36DR_20220408	MW-36DR	04/08/2022	<5	<0.5	<0.5	<0.5	<0.5	<0.5	<5	<0.5	<0.5	<1	<0.5	<1	<0.5	<0.5	<0.5	<0.5	<0.5	<2	<0.5	<2	<0.5	<2	<0.5	<0.5	<0.5	<0.5	<0.5	<1	<0.5	<0.5	<0.5	<1	<1.5	<1	<0.5	<50	<50	<50	**54.3**
92603086	MW-36DR_20220505	MW-36DR	05/05/2022	<5	<0.5	<0.5	<0.5	<0.5	<0.5	<5	<0.5	<0.5	<1	<0.5	<1	<0.5	<0.5	<0.5	<0.5	<0.5	<2	<0.5	<2	<0.5	<2	<0.5	<0.5	<0.5	<0.5	<0.5	<1	<0.5	<0.5	<0.5	<1	<1.5	<1	<0.5	<50	<50	<50	<50
92607679	MW-36DR_20220602	MW-36DR	06/02/2022	<5	<0.5	<0.5	<0.5	<0.5	<0.5	<5	<0.5	<0.5	<1	<0.5	<1	<0.5	<0.5	<0.5	<0.5	<0.5	<2	<0.5	<2	<0.5	<2	<0.5	<0.5	<0.5	<0.5	<0.5	<1	<0.5	<0.5	<0.5	<1	<1.5	<1	<0.5	<50	<50	<50	<50
MW-57D																																										
92516451	MW-57D (91-101)	MW-57D	01/12/2021	**124**	<0.50	<0.50	<0.50	<0.50	<0.50	<5.0	<0.50	<0.50	<1.0	<0.50	<1.0	<0.50	<0.50	<0.50	<0.50	<0.50	<2.0	<0.50	<2.0	<0.50	<2.0	<0.50	<0.50	<0.50	**8.0**	<0.50	<1.0	<0.50	<0.50	<0.50	<1.0	<1.5	<1.0	<0.50	<100	<100	<100	<100
92521237	MW-57D_20210209	MW-57D	02/09/2021	**22.8**	<0.5	<0.5	<0.5	<0.5	<0.5	<5	<0.5	<0.5	<1	<0.5	<1	<0.5	<0.5	<0.5	<0.5	<0.5	<2	<0.5	<2	<0.5	<2	<0.5	<0.5	<0.5	<0.5	<0.5	<1	<0.5	<0.5	<0.5	<1	<1.5	<1	<0.5	<100	<100	<100	<100
92526618	MW-57D_20210309	MW-57D	03/09/2021	**8.0**	<0.5	<0.5	<0.5	<0.5	<0.5	<5	<0.5	<0.5	<1	<0.5	<1	<0.5	<0.5	<0.5	<0.5	<0.5	<2	<0.5	<2	<0.5	<2	<0.5	<0.5	<0.5	<0.5	<0.5	<1	<0.5	<0.5	<0.5	<1	<1.5	<1	<0.5	<100	<100	<100	<100
92530256	MW-57D_20210407	MW-57D	04/07/2021	**31.4**	<0.5	<0.5	<0.5	<0.5	<0.5	<5	<0.5	<0.5	<1	<0.5	<1	<0.5	<0.5	<0.5	<0.5	<0.5	<2	<0.5	<2	<0.5	<2	<0.5	<0.5	<0.5	<0.5	<0.5	<1	<0.5	<0.5	<0.5	<1	<1.5	<1	<0.5	<50	<50	<50	<50
92537784	MW-57D_20210507	MW-57D	05/07/2021	**19.4**	<0.5	<0.5	<0.5	<0.5	<0.5	<5	<0.5	<0.5	<1	<0.5	<1	<0.5	<0.5	<0.5	<0.5	<0.5	<2	<0.5	<2	<0.5	<2	<0.5	<0.5	<0.5	<0.5	<0.5	<1	<0.5	<0.5	<0.5	<1	<1.5	<1	<0.5	<50	<50	<50	<50
92542375	MW-57D_20210603	MW-57D	06/03/2021	**6.1**	<0.5	<0.5	<0.5	<0.5	<0.5	<5	<0.5	<0.5	<1	<0.5	<1	<0.5	<0.5	<0.5	<0.5	<0.5	<2	<0.5	<2	<0.5	<2	<0.5	<0.5	<0.5	<0.5	<0.5	<1	<0.5	<0.5	<0.5	<1	<1.5	<1	<0.5	<50	<50	<50	<50
92548527	MW-57D_20210708	MW-57D	07/08/2021	<5	<0.5	<0.5	<0.5	<0.5	<0.5	<5	<0.5	<0.5	<1	<0.5	<1	<0.5	<0.5	<0.5	<0.5	<0.5	<2	<0.5	<2	<0.5	<2	<0.5	<0.5	<0.5	<0.5	<0.5	<1	<0.5	<0.5	<0.5	<1	<1.5	<1	<0.5	<50	<50	<50	<50
92554137	MW-57D_20210805	MW-57D	08/05/2021	<5	<0.5	<0.5	<0.5	<0.5	<0.5	<5	<0.5	<0.5	<1	<0.5	<1	<0.5	<0.5	<0.5	<0.5	<0.5	<2	<0.5	<2	<0.5	<2	<0.5	<0.5	<0.5	<0.5	<0.5	<1	<0.5	<0.5	<0.5	<1	<1.5	<1	<0.5	<50	<50	<50	<50
92559014	MW-57D_20210901	MW-57D	09/01/2021	<5	<0.5	<0.5	<0.5	<0.5	<0.5	<5	<0.5	<0.5	<1	<0.5	<1	<0.5	<0.5	<0.5	<0.5	<0.5	<2	<0.5	<2	<0.5	<2	<0.5	<0.5	<0.5	<0.5	<0.5	<1	<0.5	<0.5	<0.5	<1	<1.5	<1	<0.5	<50	<50	<50	<50
92563804	MW-57D_20210928	MW-57D	09/28/2021	**4.8J**	<0.5	<0.5	<0.5	<0.5	<1	<5	<0.5	<0.5	<0.5	<0.5	<0.6	<0.5	<0.5	<0.5	<0.5	<0.5	<0.6	<0.5	<5	<0.5	<0.5	<0.5	<0.5	<0.5	<0.5	<0.5	<0.5	<1	<0.5	<0.5	<0.5	<0.5	<1.5	<1	<0.5	<100	<100	<100	NA
92570816	MW-57D_20211104	MW-57D	11/04/2021	**14.2**	<0.5	<0.5	<0.5	<0.5	<0.5	<5	<0.5	<0.5	<1	<0.5	<1	<0.5	<0.5	<0.5	<0.5	<0.5	<2	<0.5	<2	<0.5	<2	<0.5	<0.5	<0.5	<0.5	<0.5	<1	<0.5	<0.5	<0.5	<1	<1.5	<1	<0.5	<50	<50	<50	<50
92575654	MW-57D_20211202	MW-57D	12/02/2021	<5	<0.5	<0.5	<0.5	<0.5	<0.5	<5	<0.5	<0.5	<1	<0.5	<1	<0.5	<0.5	<0.5	<0.5	<0.5	<2	<0.5	<2	<0.5	<2	<0.5	<0.5	<0.5	<0.5	<0.5	<1	<0.5	<0.5	<0.5	<1	<1.5	<1	<0.5	<50	<50	<50	<50
92583209	MW-57D_20220105	MW-57D	01/05/2022	**0.26J**	<0.5	<0.5	<0.5	<0.5	<0.5	<5	<0.5	<0.5	<1	<0.5	<1	<0.5	<0.5	<0.5	<0.5	<0.5	<2	<0.5	<2	<0.5	<2	<0.5	<0.5	<0.5	<0.5	<0.5	<1	<0.5	<0.5	<0.5	<1	<1.5	<1	<0.5	<50	<50	<50	<50
92585900	MW-57D_20220202	MW-57D	02/02/2022	<5	<0.5	<0.5	<0.5	<0.5	<0.5	<5	<0.5	<0.5	<1	<0.5	<1	<0.5	<0.5	<0.5	<0.5	<0.5	<2	<0.5	<2	<0.5	<2	<0.5	<0.5	<0.5	<0.5	<0.5	<1	<0.5	<0.5	<0.5	<1	<1.5	<1	<0.5	<50	<50	<50	<50
92591151	MW-57D_20220302	MW-57D	03/02/2022	**0.35J**	<0.5	<0.5	<0.5	<0.5	<0.5	<5	<0.5	<0.5	<1	<0.5	<1	<0.5	<0.5	<0.5	<0.5	<0.5	<2	<0.5	<2	<0.5	<2	<0.5	<0.5	<0.5	<0.5	<0.5	<1	<0.5	<0.5	<0.5	<1	<1.5	<1	<0.5	<50	<50	<50	<50
92598233	MW-57D_20220407	MW-57D	04/07/2022	<5	<0.5	<0.5	<0.5	<0.5	<0.5	<5	<0.5	<0.5	<1	<0.5	<1	<0.5	<0.5	<0.5	<0.5	<0.5	<2	<0.5	<2	<0.5	<2	<0.5	<0.5	<0.5	<0.5	<0.5	<1	<0.5	<0.5	<0.5	<1	<1.5	<1	<0.5	<50	<50	<50	<50
92603086	MW-57D_20220505	MW-57D	05/05/2022	<5	<0.5	<0.5	<0.5	<0.5	<0.5	<5	<0.5	<0.5	<1	<0.5	<1	<0.5	<0.5	<0.5	<0.5	<0.5	<2	<0.5	<2	<0.5	<2	<0.5	<0.5	<0.5	**0.61**	<0.5	<1	<0.5	<0.5	<0.5	<1	**1.18J**	**0.77J**	**0.41J**	<50	<50	<50	<50
92607679	MW-57D_20220602	MW-57D	06/02/2022	**1.4J**	<0.5	<0.5	<0.5	<0.5	<0.5	<5	<0.5	<0.5	<1	<0.5	<1	<0.5	<0.5	<0.5	<0.5	<0.5	<2	<0.5	<2	<0.5	<2	<0.5	<0.5	<0.5	<0.5	<0.5	<1	<0.5	<0.5	<0.5	<1	<1.5	<1	<0.5	<50	<50	<50	<50

Table 5A
Summary of Monitoring Well Sampling Results

Colonial Pipeline Company
2020-L1-SR2448
Huntersville, North Carolina

Lab Report Number	Sample ID	Well ID	Sample Date	Metals (µg/L)	VOCs (µg/L)																																	MADEP VPH (µg/L)			
				Lead	Benzene	Bromobenzene	Bromochloromethane	Bromodichloromethane	Bromoform	Bromomethane	n-Butylbenzene	sec-Butylbenzene	Chloroethane	Chloroform	Chloromethane	2-Chlorotoluene	Dibromochloromethane	1,2-Dichloroethane	Diisopropyl ether	Ethylbenzene	Hexachloro-1,3-butadiene	Isopropylbenzene (Cumene)	Methylene Chloride	Methyl-tert-butyl ether	Naphthalene	n-Propylbenzene	Styrene	Tetrachloroethene	Toluene	Trichloroethene	Trichlorofluoromethane	1,2,3-Trichloropropane	1,2,4-Trimethylbenzene	1,3,5-Trimethylbenzene	Vinyl chloride	Xylene (Total)	m&p-Xylene	o-Xylene	C5 - C8 Aliphatics	C9 - C12 Aliphatics	C9 - C10 Aromatics	VPH (Total)
NCAC 2L Standards				**15**	**1**	**NE**	**NE**	**0.6**	**4**	**10**	**70**	**70**	**3000**	**70**	**3**	**100**	**0.4**	**0.4**	**70**	**600**	**0.4**	**70**	**5**	**20**	**6**	**70**	**70**	**0.7**	**600**	**3**	**2000**	**0.005**	**400**	**400**	**0.03**	**500**	**500**	**500**	**400**	**700**	**200**	**NE**
IMAC Standards				**--**	**--**	**--**	**--**	**--**	**--**	**--**	**--**	**--**	**--**	**--**	**--**	**--**	**--**	**--**	**--**	**--**	**--**	**--**	**--**	**--**	**--**	**--**	**--**	**--**	**--**	**--**	**--**	**--**	**--**	**--**	**--**	**--**	**--**	**--**	**--**	**--**	**--**
MW-59D																																										
92515213	MW-59D (150-160)	MW-59D	01/06/2021	**6.9**	<0.50	<0.50	<0.50	<0.50	<0.50	<5.0	<0.50	<0.50	<1.0	<0.50	<1.0	<0.50	<0.50	<0.50	<0.50	<0.50	<2.0	<0.50	<2.0	<0.50	<2.0	<0.50	<0.50	<0.50	**34.3**	<0.50	<1.0	<0.50	<0.50	<0.50	<1.0	<1.5	<1.0	<0.50	<100	<100	<100	<100
92515213	DUP-3	MW-59D	01/06/2021	**9.9**	<0.50	<0.50	<0.50	<0.50	<0.50	<5.0	<0.50	<0.50	<1.0	<0.50	<1.0	<0.50	<0.50	<0.50	<0.50	<0.50	<2.0	<0.50	<2.0	<0.50	<2.0	<0.50	<0.50	<0.50	**35**	<0.50	<1.0	<0.50	<0.50	<0.50	<1.0	<1.5	<1.0	<0.50	<100	<100	<100	<100
92522123	MW-59D_20210212	MW-59D	02/12/2021	<5	<0.5	<0.5	<0.5	<0.5	<0.5	<5	<0.5	<0.5	<1	<0.5	<1	<0.5	<0.5	<0.5	<0.5	<0.5	<2	<0.5	<2	<0.5	<2	<0.5	<0.5	<0.5	**23.3**	<0.5	<1	<0.5	<0.5	<0.5	<1	<1.5	<1	<0.5	<100	<100	<100	<100
92526977	MW-59D_20210310	MW-59D	03/10/2021	**5.7**	<0.5	<0.5	<0.5	<0.5	<0.5	<5	<0.5	<0.5	<1	<0.5	<1	<0.5	<0.5	<0.5	<0.5	<0.5	<2	<0.5	<2	<0.5	<2	<0.5	<0.5	<0.5	**13.1**	<0.5	<1	<0.5	<0.5	<0.5	<1	<1.5	<1	<0.5	<100	<100	<100	<100
92532417	MW-59D_20210408	MW-59D	04/08/2021	<5	<0.5	<0.5	<0.5	<0.5	<0.5	<5	<0.5	<0.5	<1	<0.5	<1	<0.5	<0.5	<0.5	<0.5	<0.5	<2	<0.5	<2	<0.5	<2	<0.5	<0.5	<0.5	<0.5	<0.5	<1	<0.5	<0.5	<0.5	<1	<1.5	<1	<0.5	<50	<50	<50	<50
92537784	MW-59D_20210507	MW-59D	05/07/2021	<5	<0.5	<0.5	<0.5	<0.5	<0.5	<5	<0.5	<0.5	<1	<0.5	<1	<0.5	<0.5	<0.5	<0.5	<0.5	<2	<0.5	<2	<0.5	<2	<0.5	<0.5	<0.5	<0.5	<0.5	<1	<0.5	<0.5	<0.5	<1	<1.5	<1	<0.5	<50	<50	<50	<50
92542611	MW-59D_20210604	MW-59D	06/04/2021	<5	<0.5	<0.5	<0.5	<0.5	<0.5	<5	<0.5	<0.5	<1	<0.5	<1	<0.5	<0.5	<0.5	<0.5	<0.5	<2	<0.5	<2	<0.5	<2	<0.5	<0.5	<0.5	**0.83**	<0.5	<1	<0.5	<0.5	<0.5	<1	<1.5	<1	<0.5	<50	<50	<50	<50
92548787	MW-59D_20210709	MW-59D	07/09/2021	<5	<0.5	<0.5	<0.5	<0.5	<0.5	<5	<0.5	<0.5	<1	<0.5	<1	<0.5	<0.5	<0.5	<0.5	<0.5	<2	<0.5	<2	<0.5	<2	<0.5	<0.5	<0.5	**0.55**	<0.5	<1	<0.5	<0.5	<0.5	<1	<1.5	<1	<0.5	<50	<50	<50	<50
MW-61D																																										
92514602	MW-61D(96.5-103.5)	MW-61D	01/04/2021	**8.3**	<0.50	<0.50	<0.50	**2.8**	<0.50	<5.0	<0.50	<0.50	<1.0	**11.3**	<1.0	<0.50	**0.65**	<0.50	<0.50	<0.50	<2.0	<0.50	<2.0	<0.50	<2.0	<0.50	<0.50	<0.50	**2**	<0.50	<1.0	<0.50	<0.50	<0.50	<1.0	<1.5	<1.0	<0.50	<100	<100	<100	<100
92514602	DUP-1	MW-61D	01/04/2021	**12**	<0.50	<0.50	<0.50	**3**	<0.50	<5.0	<0.50	<0.50	**1.1**	**11.4**	<1.0	<0.50	**0.55**	<0.50	<0.50	<0.50	<2.0	<0.50	<2.0	<0.50	<2.0	<0.50	<0.50	<0.50	**1.5**	<0.50	<1.0	<0.50	<0.50	<0.50	<1.0	<1.5	<1.0	<0.50	<100	<100	<100	<100
92521555	MW-61D_20210210	MW-61D	02/10/2021	<5	<0.5	<0.5	<0.5	**3.3**	<0.5	<5	<0.5	<0.5	<1	**12.9**	<1	<0.5	**0.89**	<0.5	<0.5	<0.5	<2	<0.5	<2	<0.5	<2	<0.5	<0.5	<0.5	<0.5	<0.5	<1	<0.5	<0.5	<0.5	<1	<1.5	<1	<0.5	<100	<100	<100	<100
92526977	MW-61D_20210310	MW-61D	03/10/2021	<5	<0.5	<0.5	<0.5	**3.1**	<0.5	<5	<0.5	<0.5	<1	**12.0**	<1	<0.5	**0.59**	<0.5	<0.5	<0.5	<2	<0.5	<2	<0.5	<2	<0.5	<0.5	<0.5	<0.5	<0.5	<1	<0.5	<0.5	<0.5	<1	<1.5	<1	<0.5	<100	<100	<100	<100
92530256	MW-61D_20210407	MW-61D	04/07/2021	<5	<0.5	<0.5	<0.5	**2.8**	<0.5	<5	<0.5	<0.5	<1	**12.0**	<1	<0.5	**0.84**	<0.5	<0.5	<0.5	<2	<0.5	<2	<0.5	<2	<0.5	<0.5	<0.5	<0.5	<0.5	<1	<0.5	<0.5	<0.5	<1	<1.5	<1	<0.5	<50	<50	<50	<50
92537784	MW-61D_20210507	MW-61D	05/07/2021	<5	<0.5	<0.5	<0.5	**2.8**	<0.5	<5	<0.5	<0.5	<1	**12.7**	<1	<0.5	**0.67**	<0.5	<0.5	<0.5	<2	<0.5	<2	<0.5	<2	<0.5	<0.5	<0.5	<0.5	<0.5	<1	<0.5	<0.5	<0.5	<1	<1.5	<1	<0.5	<50	<50	<50	<50
92541993	MW-61D_20210602	MW-61D	06/02/2021	<5	<0.5	<0.5	<0.5	**2.5**	<0.5	<5	<0.5	<0.5	<1	**11.8**	<1	<0.5	**0.60**	<0.5	<0.5	<0.5	<2	<0.5	<2	<0.5	<2	<0.5	<0.5	<0.5	<0.5	<0.5	<1	<0.5	<0.5	<0.5	<1	<1.5	<1	<0.5	<50	<50	<50	<50
92548787	MW-61D_20210709	MW-61D	07/09/2021	<5	<0.5	<0.5	<0.5	**1.4**	<0.5	<5	<0.5	<0.5	<1	**7.1**	<1	<0.5	**0.36J**	<0.5	<0.5	<0.5	<2	<0.5	<2	<0.5	<2	<0.5	<0.5	<0.5	<0.5	<0.5	<1	<0.5	<0.5	<0.5	<1	<1.5	<1	<0.5	<50	<50	<50	<50
92553563	MW-61D_20210804	MW-61D	08/04/2021	<5	<0.5	<0.5	<0.5	**1.4**	<0.5	<5	<0.5	<0.5	<1	**6.6**	<1	<0.5	<0.5	<0.5	<0.5	<0.5	<2	<0.5	<2	<0.5	<2	<0.5	<0.5	<0.5	<0.5	<0.5	<1	<0.5	<0.5	<0.5	<1	<1.5	<1	<0.5	<50	<50	<50	<50
92559014	MW-61D_20210901	MW-61D	09/01/2021	<5	<0.5	<0.5	<0.5	**1.6**	<0.5	<5	<0.5	<0.5	<1	**8.0**	<1	<0.5	<0.5	<0.5	<0.5	<0.5	<2	<0.5	<2	<0.5	<2	<0.5	<0.5	<0.5	<0.5	<0.5	<1	<0.5	<0.5	<0.5	<1	<1.5	<1	<0.5	<50	<50	<50	<50
92559014	DUP-2-20210901	MW-61D	09/01/2021	<5	<0.5	<0.5	<0.5	**1.5**	<0.5	<5	<0.5	<0.5	<1	**7.1**	<1	<0.5	**0.41J**	<0.5	<0.5	<0.5	<2	<0.5	<2	<0.5	<2	<0.5	<0.5	<0.5	<0.5	<0.5	<1	<0.5	<0.5	<0.5	<1	<1.5	<1	<0.5	<50	<50	<50	<50
92564336	MW-61D_20210929	MW-61D	09/29/2021	<5.0	<0.5	<0.5	<0.5	**2.0**	<1	<5	<0.5	<0.5	<0.5	**9.0**	<0.6	<0.5	**0.38J**	<0.5	<0.5	<0.5	<0.6	<0.5	<5	<0.5	<0.5	<0.5	<0.5	<0.5	<0.5	<0.5	<0.5	<0.5	<0.5	<0.5	<0.5	<1.5	<1	<0.5	<100	<100	<100	NA
92570483	MW-61D_20211103	MW-61D	11/03/2021	<5	<0.5	<0.5	<0.5	**1.3**	<0.5	<5	<0.5	<0.5	<1	**6.3**	<1	<0.5	<0.5	<0.5	<0.5	<0.5	<2	<0.5	<2	<0.5	<2	<0.5	<0.5	<0.5	<0.5	<0.5	<1	<0.5	<0.5	<0.5	<1	<1.5	<1	<0.5	<50	<50	<50	<50
92575654	MW-61D_20211202	MW-61D	12/02/2021	<5	<0.5	<0.5	<0.5	**1.2**	<0.5	<5	<0.5	<0.5	<1	**5.6**	<1	<0.5	<0.5	<0.5	<0.5	<0.5	<2	<0.5	<2	<0.5	<2	<0.5	<0.5	<0.5	<0.5	<0.5	<1	<0.5	<0.5	<0.5	<1	<1.5	<1	<0.5	<50	<50	<50	<50
92583376	MW-61D_20220106	MW-61D	01/06/2022	<5	<0.5	<0.5	<0.5	**1.1**	<0.5	<5	<0.5	<0.5	<1	**4.9**	<1	<0.5	<0.5	<0.5	<0.5	<0.5	<2	<0.5	<2	<0.5	<2	<0.5	<0.5	<0.5	<0.5	<0.5	<1	<0.5	<0.5	<0.5	<1	<1.5	<1	<0.5	<50	<50	<50	<50
92586178	MW-61D_20220203	MW-61D	02/03/2022	<5	<0.5	<0.5	<0.5	**1.0**	<0.5	<5	<0.5	<0.5	<1	**4.8**	<1	<0.5	<0.5	<0.5	<0.5	<0.5	<2	<0.5	<2	<0.5	<2	<0.5	<0.5	<0.5	<0.5	<0.5	<1	<0.5	<0.5	<0.5	<1	<1.5	<1	<0.5	<50	<50	<50	<50
92591327	MW-61D_20220303	MW-61D	03/03/2022	<5	<0.5	<0.5	<0.5	**0.84**	<0.5	<5	<0.5	<0.5	<1	**4.6**	<1	<0.5	<0.5	<0.5	<0.5	<0.5	<2	<0.5	<2	<0.5	<2	<0.5	<0.5	<0.5	<0.5	<0.5	<1	<0.5	<0.5	<0.5	<1	<1.5	<1	<0.5	<50	<50	<50	<50
92598233	MW-61D_20220407	MW-61D	04/07/2022	<5	<0.5	<0.5	<0.5	**0.77**	<0.5	<5	<0.5	<0.5	<1	**4.8**	<1	<0.5	<0.5	<0.5	<0.5	<0.5	<2	<0.5	<2	<0.5	<2	<0.5	<0.5	<0.5	<0.5	<0.5	<1	<0.5	<0.5	<0.5	<1	<1.5	<1	<0.5	<50	<50	<50	<50
92603263	MW-61D_20220506	MW-61D	05/06/2022	**0.96J**	<0.5	<0.5	<0.5	**1.2**	<0.5	<5	<0.5	<0.5	<1	**6.4**	<1	<0.5	<0.5	<0.5	<0.5	<0.5	<2	<0.5	<2	<0.5	<2	<0.5	<0.5	<0.5	<0.5	<0.5	<1	<0.5	<0.5	<0.5	<1	<1.5	<1	<0.5	<50	<50	<50	<50
92603263	DUP-1-05062022	MW-61D	05/06/2022	<5	<0.5	<0.5	<0.5	**1.2**	<0.5	<5	<0.5	<0.5	<1	**6.2**	<1	<0.5	<0.5	<0.5	<0.5	<0.5	<2	<0.5	<2	<0.5	<2	<0.5	<0.5	<0.5	<0.5	<0.5	<1	<0.5	<0.5	<0.5	<1	<1.5	<1	<0.5	<50	<50	<50	<50
92607411	MW-61D_20220601	MW-61D	06/01/2022	<5	<0.5	<0.5	<0.5	**1.7**	<0.5	<5	<0.5	<0.5	<1	**9.6**	<1	<0.5	<0.5	<0.5	<0.5	<0.5	<2	<0.5	<2	<0.5	<2	<0.5	<0.5	<0.5	<0.5	<0.5	<1	<0.5	<0.5	<0.5	<1	<1.5	<1	<0.5	<50	<50	<50	<50
MW-62D																																										
92515858	MW-62D (125-143)	MW-62D	01/07/2021	<5.0	<0.50	<0.50	<0.50	<0.50	<0.50	<5.0	<0.50	<0.50	<1.0	<0.50	<1.0	<0.50	<0.50	<0.50	<0.50	<0.50	<2.0	<0.50	<2.0	<0.50	<2.0	<0.50	<0.50	<0.50	<0.50	<0.50	<1.0	<0.50	<0.50	<0.50	<1.0	<1.5	<1.0	<0.50	<100	<100	<100	<100
92522265	MW-62D_20210215	MW-62D	02/15/2021	<5	<0.5	<0.5	<0.5	<0.5	<0.5	<5	<0.5	<0.5	<1	<0.5	<1	<0.5	<0.5	<0.5	<0.5	<0.5	<2	<0.5	<2	<0.5	<2	<0.5	<0.5	<0.5	<0.5	<0.5	<1	<0.5	<0.5	<0.5	<1	<1.5	<1	<0.5	<100	<100	<100	<100
92526264	MW-62D_20210308	MW-62D	03/08/2021	<5	<0.5	<0.5	<0.5	<0.5	<0.5	<5	<0.5	<0.5	<1	<0.5	<1	<0.5	<0.5	<0.5	<0.5	<0.5	<2	<0.5	<2	<0.5	<2	<0.5	<0.5	<0.5	<0.5	<0.5	<1	<0.5	<0.5	<0.5	<1	<1.5	<1	<0.5	<100	<100	<100	<100
92531580	MW-62D_20210406	MW-62D	04/06/2021	<5	<0.5	<0.5	<0.5	<0.5	<0.5	<5	<0.5	<0.5	<1	<0.5	<1	<0.5	<0.5	<0.5	<0.5	**0.52**	<2	<0.5	<2	<0.5	<2	<0.5	<0.5	<0.5	<0.5	<0.5	<1	<0.5	<0.5	<0.5	<1	**2.6**	**1.0**	**1.6**	<50	<50	<50	<50
92537466	MW-62D_20210506	MW-62D	05/06/2021	<5	<0.5	<0.5	<0.5	<0.5	<0.5	<5	<0.5	<0.5	<1	<0.5	<1	<0.5	<0.5	<0.5	<0.5	**0.39J**	<2	<0.5	<2	<0.5	<2	<0.5	<0.5	<0.5	**0.68**	<0.5	<1	<0.5	<0.5	<0.5	<1	**1.99**	**0.89J**	**1.1**	<50	<50	<50	<50
92541703	MW-62D_20210601	MW-62D	06/01/2021	<5	<0.5	<0.5	<0.5	<0.5	<0.5	<5	<0.5	<0.5	<1	<0.5	<1	<0.5	<0.5	<0.5	<0.5	**0.78**	<2	<0.5	<2	<0.5	<2	<0.5	<0.5	<0.5	**3.1**	<0.5	<1	<0.5	**0.69**	<0.5	<1	**4.40**	**2.6**	**1.8**	<50	<50	<50	<50
92547899	MW-62D_20210706	MW-62D	07/06/2021	<5	<0.5	<0.5	<0.5	<0.5	<0.5	<5	<0.5	<0.5	<1	<0.5	<1	<0.5	<0.5	<0.5	<0.5	**0.45J**	<2	<0.5	<2	<0.5	<2	<0.5	<0.5	<0.5	**1.7**	<0.5	<1	<0.5	<0.5	<0.5	<1	**2.35**	**1.5**	**0.85**	<50	<50	<50	<50
92553185	MW-62D_20210803	MW-62D	08/03/2021	<5	<0.5	<0.5	<0.5	<0.5	<0.5	<5	<0.5	<0.5	<1	<0.5	<1	<0.5	<0.5	<0.5	<0.5	<0.5	<2	<0.5	<2	<0.5	<2	<0.5	<0.5	<0.5	**0.93**	<0.5	<1	<0.5	<0.5	<0.5	<1	**1.41**	**0.88J**	**0.53**	<50	<50	<50	<50
92558447	MW-62D_20210830	MW-62D	08/30/2021	<5	<0.5	<0.5	<0.5	<0.5	<0.5	<5	<0.5	<0.5	<1	<0.5	<1	<0.5	<0.5	<0.5	<0.5	<0.5	<2	<0.5	<2	<0.5	<2	<0.5	<0.5	<0.5	<0.5	<0.5	<1	<0.5	<0.5	<0.5	<1	<1	<1	<0.5	<50	<50	<50	<50
92564327	MW-62D_20210930	MW-62D	09/30/2021	**5.6**	<0.5	<0.5	<0.5	<0.5	<1	<5	<0.5	<0.5	<0.5	<0.5	<0.6	<0.5	<0.5	<0.5	<0.5	**0.20J**	<0.6	<0.5	<5	<0.5	<0.5	<0.5	<0.5	<0.5	**0.53**	<0.5	<0.5	<0.5	**0.14J**	<0.5	<0.5	**1.19J**	**0.83J**	**0.36J**	<100	<100	<100	NA
92570178	MW-62D_20211102	MW-62D	11/02/2021	<5	<0.5	<0.5	<0.5	<0.5	<0.5	<5	<0.5	<0.5	<1	<0.5	<1	<0.5	<0.5	<0.5	<0.5	<0.5	<2	<0.5	<2	<0.5	<2	<0.5	<0.5	<0.5	<0.5	<0.5	<1	<0.5	<0.5	<0.5	<1	<1.5	<1	<0.5	<50	<50	<50	<50
92575208	MW-62D_20211201	MW-62D	12/01/2021	<5	<0.5	<0.5	<0.5	<0.5	<0.5	<5	<0.5	<0.5	<1	<0.5	<1	<0.5	<0.5	<0.5	<0.5	<0.5	<2	<0.5	<2	<0.5	<2	<0.5	<0.5	<0.5	<0.5	<0.5	<1	<0.5	<0.5	<0.5	<1	<1.5	<1	<0.5	<50	<50	<50	<50
92580901 92580902	MW-62D_20220104	MW-62D	01/04/2022	<10	<0.5	<0.5	<0.5	<0.5	<0.5	<5	<0.5	<0.5	<1	<0.5	<1	<0.5	<0.5	<0.5	<0.5	<0.5	<2	<0.5	<2	<0.5	<2	<0.5	<0.5	<0.5	<0.5	<0.5	<1	<0.5	<0.5	<0.5	<1	<1.5	<1	<0.5	<50	<50	<50	<50
92585560	MW-62D_20220201	MW-62D	02/01/2022	<5	<0.5	<0.5	<0.5	<0.5	<0.5	<5	<0.5	<0.5	<1	<0.5	<1	<0.5	<0.5	<0.5	<0.5	<0.5	**2.8**	<0.5	<2	<0.5	<2	<0.5	<0.5	<0.5	<0.5	<0.5	<1	<0.5	<0.5	<0.5	<1	<1.5	<1	<0.5	<50	<50	<50	<50
92590780	MW-62D_20220301	MW-62D	03/01/2022	**0.12J**	<0.5	<0.5	<0.5	<0.5	<0.5	<5	<0.5	<0.5	<1	<0.5	<1	<0.5	<0.5	<0.5	<0.5	<0.5	<2	<0.5	<2	<0.5	<2	<0.5	<0.5	<0.5	<0.5	<0.5	<1	<0.5	<0.5	<0.5	<1	<1.5	<1	<0.5	<50	<50	<50	<50
92597250	MW-62D_20220405	MW-62D	04/05/2022	<5	<0.5	<0.5	<0.5	<0.5	<0.5	<5	<0.5	<0.5	<1	<0.5	<1	<0.5	<0.5	<0.5	<0.5	<0.5	<2	<0.5	<2	<0.5	<2	<0.5	<0.5	<0.5	<0.5	<0.5	<1	<0.5	<0.5	<0.5	<1	<1.5	<1	<0.5	<50	<50	<50	<50
92602439	MW-62D_20220503	MW-62D	05/03/2022	<5	<0.5	<0.5	<0.5	<0.5	<0.5	<5	<0.5	<0.5	<1	<0.5	<1	<0.5	<0.5	<0.5	<0.5	<0.5	<2	<0.5	<2	<0.5	<2	<0.5	<0.5	<0.5	<0.5	<0.5	<1	<0.5	<0.5	<0.5	<1	<1.5	<1	<0.5	<50	<50	<50	<50
92607412	MW-62D_20220601	MW-62D	06/01/2022	<5	<0.5	<0.5	<0.5	<0.5	<0.5	<5	<0.5	<0.5	<1	<0.5	<1	<0.5	<0.5	<0.5	<0.5	<0.5	<2	<0.5	<2	<0.5	<2	<0.5	<0.5	<0.5	<0.5	<0.5	<1	<0.5	<0.5	<0.5	<1	<1.5	<1	<0.5	<50	<50	<50	<50
MW-65D																																										
92515642	MW-65D (115-150)	MW-65D	01/07/2021	**12.2**	<0.50	<0.50	<0.50	<0.50	<0.50	<5.0	<0.50	<0.50	<1.0	<0.50	<1.0	<0.50	<0.50	<0.50	<0.50	<0.50	<2.0	<0.50	<2.0	<0.50	<2.0	<0.50	<0.50	<0.50	<0.50	<0.50	<1.0	<0.50	<0.50	<0.50	<1.0	<1.5	<1.0	<0.50	<100	<100	<100	<100
92515543	DUP-1-20210107	MW-65D	01/07/2021	**20.8**	<0.50	<0.50	<0.50	<0.50	<0.50	<5.0	<0.50	<0.50	<1.0	<0.50	<1.0	<0.50	<0.50	<0.50	<0.50	<0.50	<2.0	<0.50	<2.0	<0.50	<2.0	<0.50	<0.50	<0.50	<0.50	<0.50	<1.0	<0.50	<0.50	<0.50	<1.0	<1.5	<1.0	<0.50	<100	<100	<100	<100
92522267	MW-65D_20210215	MW-65D	02/15/2021	**9.6**	<0.5	<0.5	<0.5	<0.5	<0.5	<5	<0.5	<0.5	<1	<0.5	<1	<0.5	<0.5	<0.5	<0.5	<0.5	<2	<0.5	<2	<0.5	<2	<0.5	<0.5	<0.5	<0.5	<0.5	<1	<0.5	<0.5	<0.5	<1	<1.5	<1.0	<0.50	<100	<100	<100	<100
92522267	DUP-1-20210215	MW-65D	02/15/2021	**14.4**	<0.5	<0.5	<0.5	<0.5	<0.5	<5	<0.5	<0.5	<1	<0.5	<1	<0.5	<0.5	<0.5	<0.5	<0.5	<2	<0.5	<2	<0.5	<2	<0.5	<0.5	<0.5	**0.53**	<0.5	<1	<0.5	<0.5	<0.5	<1	<1.5	<1	<0.5	<100	<100	<100	<100

Table 5A
Summary of Monitoring Well Sampling Results

Colonial Pipeline Company
2020-L1-SR2448
Huntersville, North Carolina

Lab Report Number	Sample ID	Well ID	Sample Date	Metals (µg/L)	VOCs (µg/L)																																MADEP VPH (µg/L)			
				Lead	Benzene	Bromobenzene	Bromochloromethane	Bromodichloromethane	Bromoform	Bromomethane	n-Butylbenzene	sec-Butylbenzene	Chloroethane	Chloroform	Chloromethane	2-Chlorotoluene	Dibromochloromethane	1,2-Dichloroethane	Diisopropyl ether	Ethylbenzene	Hexachloro-1,3-butadiene	Isopropylbenzene (Cumene)	Methylene Chloride	Methyl-tert-butyl ether	Naphthalene	n-Propylbenzene	Styrene	Tetrachloroethene	Toluene	Trichloroethene	Trichlorofluoromethane	1,2,3-Trichloropropane	1,2,4-Trimethylbenzene	1,3,5-Trimethylbenzene	Vinyl chloride	Xylene (Total)	m&p-Xylene	o-Xylene	C5 - C8 Aliphatics	C9 - C12 Aliphatics	C9 - C10 Aromatics	VPH (Total)
NCAC 2L Standards				**15**	**1**	**NE**	**NE**	**0.6**	**4**	**10**	**70**	**70**	**3000**	**70**	**3**	**100**	**0.4**	**0.4**	**70**	**600**	**0.4**	**70**	**5**	**20**	**6**	**70**	**70**	**0.7**	**600**	**3**	**2000**	**0.005**	**400**	**400**	**0.03**	**500**	**500**	**500**	**400**	**700**	**200**	**NE**
IMAC Standards				--	--	--	--	--	--	--	--	--	--	--	--	--	--	--	--	--	--	--	--	--	--	--	--	--	--	--	--	--	--	--	--	--	--	--	--	--	--
92526262	MW-65D_20210308	MW-65D	03/08/2021	**12**	<0.5	<0.5	<0.5	<0.5	<0.5	<5	<0.5	<0.5	<1	<0.5	<1	<0.5	<0.5	<0.5	<0.5	<0.5	<2	<0.5	<2	<0.5	<2	<0.5	<0.5	<0.5	<0.5	<0.5	<1	<0.5	<0.5	<0.5	<1	<1.5	<1	<0.5	<100	<100	<100	<100
92531238	MW-65D-20210405	MW-65D	04/05/2021	<5	<0.5	<0.5	<0.5	<0.5	<0.5	<5	<0.5	<0.5	<1	<0.5	<1	<0.5	<0.5	<0.5	<0.5	<0.5	<2	<0.5	<2	<0.5	<2	<0.5	<0.5	<0.5	<0.5	<0.5	<1	<0.5	**0.53**	<0.5	<1	**3.8**	**2.6**	**1.2**	<50	<50	<50	<50
92536430	MW-65D_20210503	MW-65D	05/03/2021	<5	<0.5	<0.5	<0.5	<0.5	<0.5	<5	<0.5	<0.5	<1	<0.5	<1	<0.5	<0.5	<0.5	<0.5	<0.5	<2	<0.5	<2	<0.5	<2	<0.5	<0.5	<0.5	<0.5	<0.5	<1	<0.5	<0.5	<0.5	<1	**1.61**	**1.2**	**0.41J**	<50	<50	<50	<50
92537720	MW-65D_20210507	MW-65D	05/07/2021	<5	<0.5	<0.5	<0.5	<0.5	<0.5	<5	<0.5	<0.5	<1	<0.5	<1	<0.5	<0.5	<0.5	<0.5	<0.5	<2	<0.5	<2	<0.5	<2	<0.5	<0.5	<0.5	<0.5	<0.5	<1	<0.5	<0.5	<0.5	<1	<1	<1	<0.5	<50	<50	<50	<50
92541706	MW-65D_20210601	MW-65D	06/01/2021	<5	<0.5	<0.5	<0.5	<0.5	<0.5	<5	<0.5	<0.5	<1	<0.5	<1	<0.5	<0.5	<0.5	<0.5	<0.5	<2	<0.5	<2	<0.5	<2	<0.5	<0.5	<0.5	<0.5	<0.5	<1	<0.5	<0.5	<0.5	<1	<1.5	<1	<0.5	<50	<50	<50	<50
92547898	MW-65D_20210706	MW-65D	07/06/2021	<5	<0.5	<0.5	<0.5	<0.5	<0.5	<5	<0.5	<0.5	<1	<0.5	<1	<0.5	<0.5	<0.5	<0.5	<0.5	<2	<0.5	<2	<0.5	<2	<0.5	<0.5	<0.5	<0.5	<0.5	<1	<0.5	<0.5	<0.5	<1	<1.5	<1	<0.5	<50	<50	<50	<50
92552963	MW-65D_20210802	MW-65D	08/02/2021	<5	<0.5	<0.5	<0.5	<0.5	<0.5	<5	<0.5	<0.5	<1	<0.5	<1	<0.5	<0.5	<0.5	<0.5	<0.5	<2	<0.5	<2	<0.5	<2	<0.5	<0.5	<0.5	<0.5	<0.5	<1	<0.5	<0.5	<0.5	<1	<1.5	<1	<0.5	<50	<50	<50	<50
92558449	MW-65D_20210830	MW-65D	08/30/2021	<5	<0.5	<0.5	<0.5	<0.5	<0.5	<5	<0.5	<0.5	<1	<0.5	<1	<0.5	<0.5	<0.5	<0.5	<0.5	<2	<0.5	<2	<0.5	<2	<0.5	<0.5	<0.5	<0.5	<0.5	<1	<0.5	<0.5	<0.5	<1	<1.5	<1	<0.5	<50	<50	<50	<50
92564680	MW-65D_20211004	MW-65D	10/04/2021	<5.0	<0.5	<0.5	<0.5	<0.5	<1	<5	<0.5	<0.5	<0.5	<0.5	<0.6	<0.5	<0.5	<0.5	<0.5	<0.5	<0.6	<0.5	<5	<0.5	<0.5	<0.5	<0.5	<0.5	**0.15J**	<0.5	<0.5	<0.5	<0.5	<0.5	**0.29J**	**0.29J**	<0.5	<100	<100	<100	NA
92569881	MW-65D_20211101	MW-65D	11/01/2021	<5	<0.5	<0.5	<0.5	<0.5	<0.5	<5	<0.5	<0.5	<1	<0.5	<1	<0.5	<0.5	<0.5	<0.5	<0.5	<2	<0.5	<2	<0.5	<2	<0.5	<0.5	<0.5	<0.5	<0.5	<1	<0.5	<0.5	<0.5	<1	<1.5	<1	<0.5	<50	<50	<50	<50
92574898	MW-65D_20211130	MW-65D	11/30/2021	<5	<0.5	<0.5	<0.5	<0.5	<0.5	<5	<0.5	<0.5	<1	<0.5	<1	<0.5	<0.5	<0.5	<0.5	<0.5	<2	<0.5	<2	<0.5	<2	<0.5	<0.5	<0.5	<0.5	<0.5	<1	<0.5	<0.5	<0.5	<1	<1.5	<1	<0.5	<50	<50	<50	<50
92574898	DUP-1-20211130	MW-65D	11/30/2021	<5	<0.5	<0.5	<0.5	<0.5	<0.5	<5	<0.5	<0.5	<1	<0.5	<1	<0.5	<0.5	<0.5	<0.5	<0.5	<2	<0.5	<2	<0.5	<2	<0.5	<0.5	<0.5	<0.5	<0.5	<1	<0.5	<0.5	<0.5	<1	<1.5	<1	<0.5	<50	<50	<50	<50
92580643 92580642	MW-65D_20220103	MW-65D	01/03/2022	<5	<0.5	<0.5	<0.5	<0.5	<0.5	<5	<0.5	<0.5	<1	<0.5	<1	<0.5	<0.5	<0.5	<0.5	<0.5	<2	<0.5	<2	<0.5	<2	<0.5	<0.5	<0.5	<0.5	<0.5	<1	<0.5	<0.5	<0.5	<1	<1.5	<1	<0.5	<50	<50	<50	<50
92580643 92580642	DUP-1-20220103	MW-65D	01/03/2022	<5	<0.5	<0.5	<0.5	<0.5	<0.5	<5	<0.5	<0.5	<1	<0.5	<1	<0.5	<0.5	<0.5	<0.5	<0.5	<2	<0.5	<2	<0.5	<2	<0.5	<0.5	<0.5	<0.5	<0.5	<1	<0.5	<0.5	<0.5	<1	<1.5	<1	<0.5	<50	<50	<50	<50
92585314	MW-65D_20220131	MW-65D	01/31/2022	<5	<0.5	<0.5	<0.5	<0.5	<0.5	<5	<0.5	<0.5	<1	<0.5	<1	<0.5	<0.5	<0.5	<0.5	<0.5	<2	<0.5	<2	<0.5	<2	<0.5	<0.5	<0.5	<0.5	<0.5	<1	<0.5	<0.5	<0.5	<1	<1.5	<1	<0.5	<50	<50	<50	<50
92585314	DUP-1-20220131	MW-65D	01/31/2022	<5	<0.5	<0.5	<0.5	<0.5	<0.5	<5	<0.5	<0.5	<1	<0.5	<1	<0.5	<0.5	<0.5	<0.5	<0.5	<2	<0.5	<2	<0.5	<2	<0.5	<0.5	<0.5	<0.5	<0.5	<1	<0.5	<0.5	<0.5	<1	<1.5	<1	<0.5	<50	<50	<50	<50
92590516	MW-65D_20220228	MW-65D	02/28/2022	<5	<0.5	<0.5	<0.5	<0.5	<0.5	<5	<0.5	<0.5	<1	<0.5	<1	<0.5	<0.5	<0.5	<0.5	<0.5	<2	<0.5	<2	<0.5	<2	<0.5	<0.5	<0.5	<0.5	<0.5	<1	<0.5	<0.5	<0.5	<1	<1.5	<1	<0.5	<50	<50	<50	<50
92590516	DUP-1-20220228	MW-65D	02/28/2022	<5	<0.5	<0.5	<0.5	<0.5	<0.5	<5	<0.5	<0.5	<1	<0.5	<1	<0.5	<0.5	<0.5	<0.5	<0.5	<2	<0.5	<2	<0.5	<2	<0.5	<0.5	<0.5	<0.5	<0.5	<1	<0.5	<0.5	<0.5	<1	<1.5	<1	<0.5	<50	<50	<50	<50
92596954	MW-65D_20220404	MW-65D	04/04/2022	<5	<0.5	<0.5	<0.5	<0.5	<0.5	<5	<0.5	<0.5	<1	<0.5	<1	<0.5	<0.5	<0.5	<0.5	<0.5	<2	<0.5	<2	<0.5	<2	<0.5	<0.5	<0.5	<0.5	<0.5	<1	<0.5	<0.5	<0.5	<1	<1.5	<1	<0.5	<50	<50	<50	<50
92602190	MW-65D_20220502	MW-65D	05/02/2022	<5	<0.5	<0.5	<0.5	<0.5	<0.5	<5	<0.5	<0.5	<1	<0.5	<1	<0.5	<0.5	<0.5	<0.5	<0.5	<2	<0.5	<2	<0.5	<2	<0.5	<0.5	<0.5	<0.5	<0.5	<1	<0.5	<0.5	<0.5	<1	<1.5	<1	<0.5	<50	<50	<50	<50
92602190	DUP-1-05022022	MW-65D	05/02/2022	<5	<0.5	<0.5	<0.5	<0.5	<0.5	<5	<0.5	<0.5	<1	<0.5	<1	<0.5	<0.5	<0.5	<0.5	<0.5	<2	<0.5	<2	<0.5	<2	<0.5	<0.5	<0.5	<0.5	<0.5	<1	<0.5	<0.5	<0.5	<1	<1.5	<1	<0.5	<50	<50	<50	<50
92607408	MW-65D_20220601	MW-65D	06/01/2022	<5	<0.5	<0.5	<0.5	<0.5	<0.5	<5	<0.5	<0.5	<1	<0.5	<1	<0.5	<0.5	<0.5	<0.5	<0.5	<2	<0.5	<2	<0.5	<2	<0.5	<0.5	<0.5	<0.5	<0.5	<1	<0.5	<0.5	<0.5	<1	<1.5	<1	<0.5	<50	<50	<50	<50
92607409	DUP-1-20220601	MW-65D	06/01/2022	**2.0J**	<0.5	<0.5	<0.5	<0.5	<0.5	<5	<0.5	<0.5	<1	<0.5	<1	<0.5	<0.5	<0.5	<0.5	<0.5	<2	<0.5	<2	<0.5	<2	<0.5	<0.5	<0.5	<0.5	<0.5	<1	<0.5	<0.5	<0.5	<1	<1.5	<1	<0.5	<50	<50	<50	<50
MW-79D																																										
92527326	MW-79D_20210311	MW-79D	03/11/2021	**10.8**	<0.5	<0.5	<0.5	<0.5	<0.5	<5	<0.5	<0.5	<1	<0.5	<1	<0.5	<0.5	<0.5	<0.5	<0.5	<2	<0.5	<2	<0.5	<2	<0.5	<0.5	<0.5	**7.2**	<0.5	<1	<0.5	<0.5	<0.5	<1	<1.5	<1	<0.5	<50	<50	<50	<50
92531585	MW-79D_20210406	MW-79D	04/06/2021	<5	<0.5	<0.5	<0.5	<0.5	<0.5	<5	<0.5	<0.5	<1	**0.61**	<1	<0.5	<0.5	<0.5	<0.5	<0.5	<2	<0.5	<2	<0.5	<2	<0.5	<0.5	<0.5	**12**	<0.5	<1	<0.5	<0.5	<0.5	<1	<1.5	<1	<0.5	**53.9**	<50	<50	**53.9**
92537153	MW-79D_20210505	MW-79D	05/05/2021	<5	<0.5	<0.5	<0.5	<0.5	<0.5	<5	<0.5	<0.5	<1	<0.5	<1	<0.5	<0.5	<0.5	<0.5	<0.5	<2	<0.5	<2	<0.5	<2	<0.5	<0.5	<0.5	**4.1**	<0.5	**0.33J**	<0.5	<0.5	<0.5	<1	<1	<1	<0.5	<50	<50	<50	<50
92541992	MW-79D_20210602	MW-79D	06/02/2021	<5	<0.5	<0.5	<0.5	<0.5	<0.5	<5	<0.5	<0.5	<1	<0.5	<1	<0.5	<0.5	<0.5	<0.5	<0.5	<2	<0.5	<2	<0.5	<2	<0.5	<0.5	<0.5	**2.3**	<0.5	**0.36J**	<0.5	<0.5	<0.5	<1	<1.5	<1	<0.5	<50	<50	<50	<50
92548170	MW-79D_20210707	MW-79D	07/07/2021	<5	<0.5	<0.5	<0.5	<0.5	<0.5	<5	<0.5	<0.5	<1	<0.5	<1	<0.5	<0.5	<0.5	<0.5	<0.5	<2	<0.5	<2	<0.5	<2	<0.5	<0.5	<0.5	**6.1**	<0.5	<1	<0.5	<0.5	<0.5	<1	<1.5	<1	<0.5	<50	<50	<50	<50
92553519	MW-79D_20210804	MW-79D	08/04/2021	<5	<0.5	<0.5	<0.5	<0.5	<0.5	<5	<0.5	<0.5	<1	<0.5	<1	<0.5	<0.5	<0.5	<0.5	<0.5	<2	<0.5	<2	<0.5	<2	<0.5	<0.5	<0.5	**6**	<0.5	<1	<0.5	<0.5	<0.5	<1	<1.5	<1	<0.5	<50	<50	<50	**61**
92558737	MW-79D_20210831	MW-79D	08/31/2021	<5	<0.5	<0.5	<0.5	<0.5	<0.5	<5	<0.5	<0.5	<1	<0.5	<1	<0.5	<0.5	<0.5	<0.5	<0.5	<2	<0.5	<2	<0.5	<2	<0.5	<0.5	<0.5	**8.5**	<0.5	<1	<0.5	<0.5	<0.5	<1	<1.5	<1	<0.5	<50	<50	<50	**52.5**
92564485	MW-79D_20211001	MW-79D	10/01/2021	<5.0	<0.5	<0.5	<0.5	<0.5	<1	<5	<0.5	<0.5	<0.5	<0.5	<0.6	<0.5	<0.5	<0.5	<0.5	**0.11J**	<0.6	<0.5	<5	<0.5	<0.5	<0.5	<0.5	<0.5	**8.8**	<0.5	<0.5	<0.5	**0.11J**	<0.5	**0.22J**	**0.83J**	**0.58J**	**0.25J**	<100	<100	<100	NA
92570181	MW-79D_20211102	MW-79D	11/02/2021	<5	<0.5	<0.5	<0.5	<0.5	<0.5	<5	<0.5	<0.5	<1	<0.5	<1	<0.5	<0.5	<0.5	<0.5	<0.5	<2	<0.5	<2	<0.5	<2	<0.5	<0.5	<0.5	**6.8**	<0.5	<1	<0.5	<0.5	<0.5	<1	<1.5	<1	<0.5	<50	<50	<50	<50
92575206	MW-79D_20211201	MW-79D	12/01/2021	<5	<0.5	<0.5	<0.5	<0.5	<0.5	<5	<0.5	<0.5	<1	<0.5	<1	<0.5	<0.5	<0.5	<0.5	<0.5	<2	<0.5	<2	<0.5	<2	<0.5	<0.5	<0.5	**6.0**	<0.5	<1	<0.5	<0.5	<0.5	<1	<1.5	<1	<0.5	<50	<50	<50	<50
92580930 92580955	MW-79D_20220104	MW-79D	01/04/2022	**1.2J**	<0.5	<0.5	<0.5	<0.5	<0.5	<5	<0.5	<0.5	<1	<0.5	<1	<0.5	<0.5	<0.5	<0.5	<0.5	<2	<0.5	<2	<0.5	<2	<0.5	<0.5	<0.5	**5.4**	<0.5	<1	<0.5	<0.5	<0.5	<1	<1.5	<1	<0.5	<50	<50	<50	<50
92585562	MW-79D_20220201	MW-79D	02/01/2022	**150**	<0.5	<0.5	<0.5	<0.5	<0.5	<5	<0.5	<0.5	<1	<0.5	<1	<0.5	<0.5	<0.5	<0.5	<0.5	<2	<0.5	<2	<0.5	<2	<0.5	<0.5	<0.5	**1.6**	<0.5	<1	<0.5	<0.5	<0.5	<1	<1.5	<1	<0.5	<50	<50	<50	**77.8**
92590778	MW-79D_20220301	MW-79D	03/01/2022	**1.2J**	<0.5	<0.5	<0.5	<0.5	<0.5	<5	<0.5	<0.5	<1	<0.5	<1	<0.5	<0.5	<0.5	<0.5	<0.5	<2	<0.5	<2	<0.5	<2	<0.5	<0.5	<0.5	**3.8**	<0.5	<1	<0.5	<0.5	<0.5	<1	<1.5	<1	<0.5	<50	<50	<50	**72.1**
92597241	MW-79D_20220405	MW-79D	04/05/2022	<5	<0.5	<0.5	<0.5	<0.5	<0.5	<5	<0.5	<0.5	<1	<0.5	<1	<0.5	<0.5	<0.5	<0.5	<0.5	<2	<0.5	<2	<0.5	<2	<0.5	<0.5	<0.5	**2.6**	<0.5	<1	<0.5	<0.5	<0.5	<1	<1.5	<1	<0.5	<50	<50	<50	**57.2**
92602436	MW-79D_20220503	MW-79D	05/03/2022	**2.0J**	<0.5	<0.5	<0.5	<0.5	<0.5	<5	<0.5	<0.5	<1	<0.5	<1	<0.5	<0.5	<0.5	<0.5	<0.5	<2	<0.5	<2	<0.5	**1.1J**	<0.5	<0.5	<0.5	**2.9**	<0.5	<1	<0.5	<0.5	<0.5	<1	<1.5	<1	<0.5	<50	<50	<50	**66.1**
92607409	MW-79D_20220601	MW-79D	06/01/2022	<5	<0.5	<0.5	<0.5	<0.5	<0.5	<5	<0.5	<0.5	<1	<0.5	<1	<0.5	<0.5	<0.5	<0.5	<0.5	<2	<0.5	<2	<0.5	<2	<0.5	<0.5	<0.5	**3.5**	<0.5	<1	<0.5	<0.5	<0.5	<1	<1.5	<1	<0.5	<50	<50	<50	<50
MW-81D																																									
92548170	MW-81D_20210707	MW-81D	07/07/2021	<5	<0.5	<0.5	<0.5	<0.5	<0.5	<5	<0.5	<0.5	<1	<0.5	<1	<0.5	<0.5	<0.5	<0.5	<0.5	<2	<0.5	<2	<0.5	<2	<0.5	<0.5	<0.5	<0.5	<0.5	<1	<0.5	<0.5	<0.5	<1	<1.5	<1	<0.5	<50	<50	<50	<50
92553189	MW-81D_20210803	MW-81D	08/03/2021	<5	<0.5	<0.5	<0.5	<0.5	<0.5	<5	<0.5	<0.5	<1	<0.5	<1	<0.5	<0.5	<0.5	<0.5	<0.5	<2	<0.5	<2	<0.5	<2	<0.5	<0.5	<0.5	<0.5	<0.5	<1	<0.5	<0.5	<0.5	<1	<1.5	<1	<0.5	<50	<50	<50	<50
92558741	MW-81D_20210831	MW-81D	08/31/2021	**7.4**	<0.5	<0.5	<0.5	<0.5	<0.5	<5	<0.5	<0.5	<1	<0.5	<1	<0.5	<0.5	<0.5	<0.5	<0.5	<2	<0.5	<2	<0.5	<2	<0.5	<0.5	<0.5	<0.5	<0.5	<1	<0.5	<0.5	<0.5	<1	<1.5	<1	<0.5	<50	<50	<50	<50
92564485	MW-81D_20211001	MW-81D	10/01/2021	<5.0	<0.5	<0.5	<0.5	<0.5	<1	<5	<0.5	<0.5	<0.5	<0.5	<0.6	<0.5	<0.5	<0.5	<0.5	**0.13J**	<0.6	<0.5	<5	<0.5	<0.5	<0.5	<0.5	**0.43J**	<0.5	<0.5	<0.5	<0.5	<0.5	<0.5	**0.72J**	**0.53J**	**0.19J**	<100	<100	<100	NA
92570181	MW-81D_20211102	MW-81D	11/02/2021	<5	<0.5	<0.5	<0.5	<0.5	<0.5	<5	<0.5	<0.5	<1	<0.5	<1	<0.5	<0.5	<0.5	<0.5	<0.5	<2	<0.5	<2	<0.5	<2	<0.5	<0.5	<0.5	<0.5	<0.5	<1	<0.5	<0.5	<0.5	<1	<1.5	<1	<0.5	<50	<50	<50	<50
92575206	MW-81D_20211201	MW-81D	12/01/2021	<5	<0.5	<0.5	<0.5	<0.5	<0.5	<5	<0.5	<0.5	<1	<0.5	<1	<0.5	<0.5	<0.5	<0.5	<0.5	<2	<0.5	<2	<0.5	<2	<0.5	<0.5	<0.5	<0.5	<0.5	<1	<0.5	<0.5	<0.5	<1	<1.5	<1	<0.5	<50	<50	<50	<50
92575206	DUP-1-20211201	MW-81D	12/01/2021	<5	<0.5	<0.5	<0.5	<0.5	<0.5	<5	<0.5	<0.5	<1	<0.5	<1	<0.5	<0.5	<0.5	<0.5	<0.5	<2	<0.5	<2	<0.5	<2	<0.5	<0.5	<0.5	<0.5	<0.5	<1	<0.5	<0.5	<0.5	<1	<1.5	<1	<0.5	<50	<50	<50	<50
92580903 92580955	MW-81D_20220104	MW-81D	01/04/2022	**0.14J**	<0.5	<0.5	<0.5	<0.5	<0.5	<5	<0.5	<0.5	<1	<0.5	<1	<0.5	<0.5	<0.5	<0.5	<0.5	<2	<0.5	<2	<0.5	<2	<0.5	<0.5	<0.5	<0.5	<0.5	<1	<0.5	<0.5	<0.5	<1	<1.5	<1	<0.5	<50	<50	<50	<50
92585562	MW-81D_20220201	MW-81D	02/01/2022	<5	<0.5	<0.5	<0.5	<0.5	<0.5	<5	<0.5	<0.5	<1	<0.5	<1	<0.5	<0.5	<0.5	<0.5	<0.5	<2	<0.5	<2	<0.5	<2	<0.5	<0.5	<0.5	<0.5	<0.5	<1	<0.5	<0.5	<0.5	<1	<1.5	<1	<0.5	<50	<50	<50	<50
92590778	MW-81D_20220301	MW-81D	03/01/2022	**0.27J**	<0.5	<0.5	<0.5	<0.5	<0.5	<5	<0.5	<0.5	<1	<0.5	<1	<0.5	<0.5	<0.5	<0.5	<0.5	<2	<0.5	<2	<0.5	<2	<0.5	<0.5	<0.5	<0.5	<0.5	<1	<0.5	<0.5	<0.5	<1	<1.5	<1	<0.5	<50	<50	<50	<50
92597241	MW-81D_20220405	MW-81D	04/05/2022	<5	<0.5	<0.5	<0.5	<0.5	<0.5	<5	<0.5	<0.5	<1	<0.5	<1	<0.5	<0.5	<0.5	<0.5	<0.5	<2	<0.5	<2	<0.5	<2	<0.5	<0.5	<0.5	<0.5	<0.5	<1	<0.5	<0.5	<0.5	<1	<1.5	<1	<0.5	<50	<50	<50	<50

Table 5A
Summary of Monitoring Well Sampling Results

Colonial Pipeline Company
2020-L1-SR2448
Huntersville, North Carolina

Lab Report Number	Sample ID	Well ID	Sample Date	Metals (µg/L)	VOCs (µg/L)																															MADEP VPH (µg/L)			
				Lead	Benzene	Bromobenzene	Bromochloromethane	Bromodichloromethane	Bromoform	Bromomethane	n-Butylbenzene	sec-Butylbenzene	Chloroethane	Chloroform	Chloromethane	2-Chlorotoluene	Dibromochloromethane	1,2-Dichloroethane	Diisopropyl ether	Ethylbenzene	Hexachloro-1,3-butadiene	Isopropylbenzene (Cumene)	Methylene Chloride	Methyl-tert-butyl ether	Naphthalene	n-Propylbenzene	Styrene	Tetrachloroethene	Toluene	Trichloroethene	Trichlorofluoromethane	1,2,3-Trichloropropane	1,2,4-Trimethylbenzene	1,3,5-Trimethylbenzene	Vinyl chloride	Xylene (Total)	m&p-Xylene	o-Xylene	C5 - C8 Aliphatics	C9 - C12 Aliphatics	C9 - C10 Aromatics	VPH (Total)
NCAC 2L Standards				**15**	**1**	**NE**	**NE**	**0.6**	**4**	**10**	**70**	**70**	**3000**	**70**	**3**	**100**	**0.4**	**0.4**	**70**	**600**	**0.4**	**70**	**5**	**20**	**6**	**70**	**70**	**0.7**	**600**	**3**	**2000**	**0.005**	**400**	**400**	**0.03**	**500**	**500**	**500**	**400**	**700**	**200**	**NE**
IMAC Standards				**--**	**--**	**--**	**--**	**--**	**--**	**--**	**--**	**--**	**--**	**--**	**--**	**--**	**--**	**--**	**--**	**--**	**--**	**--**	**--**	**--**	**--**	**--**	**--**	**--**	**--**	**--**	**--**	**--**	**--**	**--**	**--**	**--**	**--**	**--**	**--**	**--**	**--**
92602787	MW-81D_20220504	MW-81D	05/04/2022	<5	<0.5	<0.5	<0.5	<0.5	<0.5	<5	<0.5	<0.5	<1	<0.5	<1	<0.5	<0.5	<0.5	<0.5	<0.5	<2	<0.5	<2	<0.5	<2	<0.5	<0.5	<0.5	<0.5	<0.5	<1	<0.5	<0.5	<0.5	<1	<1.5	<1	<0.5	<50	<50	<50	<50
92607409	MW-81D_20220601	MW-81D	06/01/2022	<5	<0.5	<0.5	<0.5	<0.5	<0.5	<5	<0.5	<0.5	<1	<0.5	<1	<0.5	<0.5	<0.5	<0.5	<0.5	<2	<0.5	<2	<0.5	<2	<0.5	<0.5	<0.5	<0.5	<0.5	<1	<0.5	<0.5	<0.5	<1	<1.5	<1	<0.5	<50	<50	<50	<50
MW-89D																																										
92559331	MW-89D_20210902	MW-89D	09/02/2021	<5	<0.5	<0.5	<0.5	<0.5	<0.5	<5	<0.5	<0.5	<1	**1.5**	<1	<0.5	<0.5	<0.5	<0.5	<0.5	<2	<0.5	<2	<0.5	<2	<0.5	<0.5	<0.5	<0.5	<0.5	<1	<0.5	<0.5	<0.5	<1	<1.5	<1	<0.5	<50	<50	<50	<50
92561826	MW-89D_20210916	MW-89D	09/16/2021	<5	<0.5	<0.5	<0.5	<0.5	<0.5	<5	<0.5	<0.5	<1	**1.6**	<1	<0.5	<0.5	<0.5	<0.5	<0.5	<2	<0.5	<2	<0.5	<2	<0.5	<0.5	<0.5	<0.5	<0.5	<1	<0.5	<0.5	<0.5	<1	<1.5	<1	<0.5	<50	<50	<50	<50
92563487	MW-89D_20210927	MW-89D	09/27/2021	<5	<0.5	<0.5	<0.5	**0.34J**	<0.5	<2	<0.5	<0.5	<0.5	**2.0**	<1	<0.5	<0.5	<0.5	<0.5	<0.5	<0.6	<0.5	<5	<0.5	<0.5	<0.5	<0.5	<0.5	<0.5	<0.5	<1	<0.5	<0.5	<0.5	<0.5	**0.82J**	**0.58J**	**0.24J**	<100	<100	<100	NA
92570483	MW-89D_20211103	MW-89D	11/03/2021	<5	<0.5	<0.5	<0.5	<0.5	<0.5	<5	<0.5	<0.5	<1	**1.7**	<1	<0.5	<0.5	<0.5	<0.5	<0.5	<2	<0.5	<2	<0.5	<2	<0.5	<0.5	<0.5	<0.5	<0.5	<1	<0.5	<0.5	<0.5	<1	<1.5	<1	<0.5	<50	<50	<50	<50
92575654	MW-89D_20211202	MW-89D	12/02/2021	**8.1**	<0.5	<0.5	<0.5	<0.5	<0.5	<5	<0.5	<0.5	<1	**1.4**	<1	<0.5	<0.5	<0.5	<0.5	<0.5	<2	<0.5	<2	<0.5	<2	<0.5	<0.5	<0.5	<0.5	<0.5	<1	<0.5	<0.5	<0.5	<1	<1.5	<1	<0.5	<50	<50	<50	<50
92581742	MW-89D_20220107	MW-89D	01/07/2022	**21.1**	<0.5	<0.5	<0.5	<0.5	<0.5	<5	<0.5	<0.5	<1	**1.1**	<1	<0.5	<0.5	<0.5	<0.5	<0.5	<2	<0.5	<2	<0.5	<2	<0.5	<0.5	<0.5	<0.5	<0.5	<1	<0.5	<0.5	<0.5	<1	<1.5	<1	<0.5	<50	<50	<50	<50
92585559	MW-89D_20220201	MW-89D	02/01/2022	**13.4**	<0.5	<0.5	<0.5	<0.5	<0.5	<5	<0.5	<0.5	<1	**0.68**	<1	<0.5	<0.5	<0.5	<0.5	<0.5	<2	<0.5	<2	<0.5	<2	<0.5	<0.5	<0.5	<0.5	<0.5	<1	<0.5	<0.5	<0.5	<1	<1.5	<1	<0.5	<50	<50	<50	<50
92591327	MW-89D_20220303	MW-89D	03/03/2022	**5.4**	<0.5	<0.5	<0.5	<0.5	<0.5	<5	<0.5	<0.5	<1	**0.63**	<1	<0.5	<0.5	<0.5	<0.5	<0.5	<2	<0.5	<2	<0.5	<2	<0.5	<0.5	<0.5	<0.5	<0.5	<1	<0.5	<0.5	<0.5	<1	<1.5	<1	<0.5	<50	<50	<50	<50
92598325	MW-89D_20220408	MW-89D	04/08/2022	<5	<0.5	<0.5	<0.5	<0.5	<0.5	<5	<0.5	<0.5	<1	**0.55**	<1	<0.5	<0.5	<0.5	<0.5	<0.5	<2	<0.5	<2	<0.5	<2	<0.5	<0.5	<0.5	<0.5	<0.5	<1	<0.5	<0.5	<0.5	<1	<1.5	<1	<0.5	<50	<50	<50	<50
MW-90DD																																										
92561826	MW-90DD_20210916	MW-90DD	09/16/2021	<5	<0.5	<0.5	<0.5	<0.5	<0.5	<5	<0.5	<0.5	<1	<0.5	<1	<0.5	<0.5	<0.5	<0.5	<0.5	<2	<0.5	<2	<0.5	<2	<0.5	<0.5	<0.5	**0.72**	<0.5	<1	<0.5	<0.5	<0.5	<1	**1.14**	**0.80J**	**0.34J**	<50	<50	<50	<50
92570816	MW-90DD_20211104	MW-90DD	11/04/2021	<5	**7.4**	<0.5	<0.5	<0.5	<0.5	<5	<0.5	<0.5	<1	<0.5	<1	<0.5	<0.5	<0.5	**3.7**	**1.0**	<2	<0.5	<2	**1.6**	<2	<0.5	<0.5	<0.5	**12.6**	<0.5	<1	<0.5	<0.5	<0.5	<1	**5.1**	**3.4**	**1.7**	**85.6**	<50	<50	**99.8**
92573585	MW-90DD_20211119	MW-90DD	11/19/2021	<5	**10.8**	<0.5	<0.5	<0.5	<0.5	<5	<0.5	<0.5	<1	<0.5	<1	<0.5	<0.5	<0.5	**5.0**	**1.3**	<2	<0.5	<2	**2.1**	<2	<0.5	<0.5	<0.5	**18.7**	<0.5	<1	<0.5	**0.66**	<0.5	<1	**7.4**	**4.9**	**2.5**	**137**	<50	<50	**174**
92575770	MW-90DD_20211203	MW-90DD	12/03/2021	<5	**15.3**	<0.5	<0.5	<0.5	<0.5	<5	<0.5	<0.5	<1	<0.5	<1	<0.5	<0.5	<0.5	**6.0**	**1.8**	<2	<0.5	<2	**2.7**	<2	<0.5	<0.5	<0.5	**26.2**	<0.5	<1	<0.5	**0.74**	<0.5	<1	**10.5**	**6.9**	**3.6**	**145**	<50	<50	**169**
92575770	DUP-1-20211203	MW-90DD	12/03/2021	<5	**14.1**	<0.5	<0.5	<0.5	<0.5	<5	<0.5	<0.5	<1	<0.5	<1	<0.5	<0.5	<0.5	**5.6**	**1.7**	<2	<0.5	<2	**2.4**	<2	<0.5	<0.5	<0.5	**23.8**	<0.5	<1	<0.5	**0.88**	<0.5	<1	**10.2**	**6.7**	**3.5**	**146**	<50	<50	**170**
92578676 92578738	MW-90DD_20211216	MW-90DD	12/16/2021	<5	**7.7**	<0.5	<0.5	<0.5	<0.5	<5	<0.5	<0.5	<1	**0.46J**	<1	<0.5	<0.5	<0.5	**4.4**	**1.2**	<2	<0.5	<2	**1.8**	<2	<0.5	<0.5	<0.5	**13.5**	<0.5	<1	<0.5	**0.59**	<0.5	<1	**7.4**	**5.1**	**2.3**	**79.5**	<50	<50	**96.2**
92583376	MW-90DD_20220106	MW-90DD	01/06/2022	**0.74J**	**2.7**	<0.5	<0.5	<0.5	<0.5	<5	<0.5	<0.5	<1	**0.83**	<1	<0.5	<0.5	<0.5	**2.5**	<0.5	<2	<0.5	<2	**1.2**	<2	<0.5	<0.5	<0.5	**4.9**	<0.5	<1	<0.5	<0.5	<0.5	<1	**2.06**	**1.3**	**0.76**	<50	<50	<50	<50
92591327	MW-90DD_20220303	MW-90DD	03/03/2022	**0.32J**	**0.99**	<0.5	<0.5	<0.5	<0.5	<5	<0.5	<0.5	<1	**0.99**	<1	<0.5	<0.5	<0.5	**1.4**	<0.5	<2	<0.5	<2	<0.5	<2	<0.5	<0.5	<0.5	**1.8**	<0.5	<1	<0.5	<0.5	<0.5	<1	**0.36J**	<1	**0.36J**	<50	<50	<50	<50
92598233	MW-90DD_20220407	MW-90DD	04/07/2022	<5	**0.68**	<0.5	<0.5	<0.5	<0.5	<5	<0.5	<0.5	<1	**0.82**	<1	<0.5	<0.5	<0.5	**0.51**	<0.5	<2	<0.5	<2	<0.5	<2	<0.5	<0.5	<0.5	**1.4**	<0.5	<1	<0.5	<0.5	<0.5	<1	<1.5	<1	<0.5	<50	<50	<50	<50
92603263	MW-90DD_20220506	MW-90DD	05/06/2022	<5	**0.48J**	<0.5	<0.5	<0.5	<0.5	<5	<0.5	<0.5	<1	**0.54**	<1	<0.5	<0.5	<0.5	**0.58**	<0.5	<2	<0.5	<2	<0.5	<2	<0.5	<0.5	<0.5	**0.54**	<0.5	<1	<0.5	<0.5	<0.5	<1	<1.5	<1	<0.5	<50	<50	<50	<50
92607872	MW-90DD_20220603	MW-90DD	06/03/2022	<5	**0.38J**	<0.5	<0.5	<0.5	<0.5	<5	<0.5	<0.5	<1	**0.43J**	<1	<0.5	<0.5	<0.5	<0.5	<0.5	<2	<0.5	<2	<0.5	<2	<0.5	<0.5	<0.5	**0.62**	<0.5	<1	<0.5	<0.5	<0.5	<1	<1.5	<1	<0.5	<50	<50	<50	<50
MW-91DD																																										
92563172	MW-91DD	MW-91DD	09/23/2021	**7.1**	**0.47J**	<0.5	<0.5	<0.5	<0.5	<2	**0.51**	<0.5	<0.5	**0.72**	<1	<0.5	NA	<0.5	<0.5	**2.2**	<0.6	**0.26J**	<5	<0.5	**1.4**	**0.88**	<0.5	<0.5	**6.2**	<0.5	<0.5	<0.5	**3.3**	**1.8**	<0.5	**12.6**	**6.7**	**5.9**	<100	**120**	<100	NA
92571040	MW-91DD_20211105	MW-91DD	11/05/2021	<5	<0.5	<0.5	<0.5	<0.5	<0.5	<5	<0.5	<0.5	<1	<0.5	<1	<0.5	<0.5	<0.5	<0.5	<0.5	<2	<0.5	<2	<0.5	<2	<0.5	<0.5	<0.5	**1.9**	<0.5	<1	<0.5	<0.5	**0.82**	<1	**2.8**	<1	**2.8**	<50	<50	<50	<50
92574910	MW-91DD_20211130	MW-91DD	11/30/2021	<5	<0.5	<0.5	<0.5	<0.5	<0.5	<5	<0.5	<0.5	<1	<0.5	<1	<0.5	<0.5	<0.5	<0.5	<0.5	<2	<0.5	<2	<0.5	<2	<0.5	<0.5	<0.5	<0.5	<0.5	<1	<0.5	<0.5	<0.5	<1	<1.5	<1	<0.5	<50	<50	<50	<50
92578676 92578738	MW-91DD_20211216	MW-91DD	12/16/2021	**4.1J**	<0.5	<0.5	<0.5	<0.5	<0.5	<5	<0.5	<0.5	<1	<0.5	<1	<0.5	<0.5	<0.5	<0.5	<0.5	<2	<0.5	<2	<0.5	<2	<0.5	<0.5	<0.5	<0.5	<0.5	<1	<0.5	<0.5	<0.5	<1	<1.5	<1	<0.5	<50	<50	<50	<50
92581742	MW-91DD_20220107	MW-91DD	01/07/2022	**0.83J**	<0.5	<0.5	<0.5	<0.5	<0.5	<5	<0.5	<0.5	<1	<0.5	<1	<0.5	<0.5	<0.5	<0.5	<0.5	<2	<0.5	<2	<0.5	<2	<0.5	<0.5	<0.5	<0.5	<0.5	<1	<0.5	<0.5	<0.5	<1	<1.5	<1	<0.5	<50	<50	<50	<50
92585559	MW-91DD_20220201	MW-91DD	02/01/2022	<5	<0.5	<0.5	<0.5	<0.5	<0.5	<5	<0.5	<0.5	<1	<0.5	<1	<0.5	<0.5	<0.5	**0.42J**	<0.5	<2	<0.5	<2	<0.5	<2	<0.5	<0.5	<0.5	<0.5	<0.5	<1	<0.5	<0.5	<0.5	<1	<1.5	<1	<0.5	<50	<50	<50	<50
92590784	MW-91DD_20220301	MW-91DD	03/01/2022	**7.5**	<0.5	<0.5	<0.5	<0.5	<0.5	<5	<0.5	<0.5	<1	<0.5	<1	<0.5	<0.5	<0.5	<0.5	<0.5	<2	<0.5	<2	<0.5	<2	<0.5	<0.5	<0.5	<0.5	<0.5	<1	<0.5	<0.5	<0.5	<1	<1.5	<1	<0.5	<50	<50	<50	<50
92598233	MW-91DD_20220407	MW-91DD	04/07/2022	<5	<0.5	<0.5	<0.5	<0.5	<0.5	<5	<0.5	<0.5	<1	<0.5	<1	<0.5	<0.5	<0.5	<0.5	<0.5	<2	<0.5	<2	<0.5	<2	<0.5	<0.5	<0.5	<0.5	<0.5	<1	<0.5	<0.5	<0.5	<1	<1.5	<1	<0.5	<50	<50	<50	<50
92603263	MW-91DD_20220506	MW-91DD	05/06/2022	<5	<0.5	<0.5	<0.5	<0.5	<0.5	<5	<0.5	<0.5	<1	<0.5	<1	<0.5	<0.5	<0.5	<0.5	<0.5	<2	<0.5	<2	<0.5	<2	<0.5	<0.5	<0.5	<0.5	<0.5	<1	<0.5	<0.5	<0.5	<1	<1.5	<1	<0.5	<50	<50	<50	<50
92607872	MW-91DD_20220603	MW-91DD	06/03/2022	<5	<0.5	<0.5	<0.5	<0.5	<0.5	<5	<0.5	<0.5	<1	<0.5	<1	<0.5	<0.5	<0.5	<0.5	<0.5	<2	<0.5	<2	<0.5	<2	<0.5	<0.5	<0.5	<0.5	<0.5	<1	<0.5	<0.5	<0.5	<1	<1.5	<1	<0.5	<50	<50	<50	<50
MW-97D																																										
92566046	MW-97D_20211011	MW-97D	10/11/2021	<5.0	<0.5	<0.5	<0.5	<0.5	<0.5	<2	<0.5	<0.5	<0.5	<0.5	<2	<0.5	<0.5	<0.5	<0.5	<0.5	<0.6	<0.5	<5	<0.5	<0.5	<0.5	<0.5	<0.5	**0.16J**	<0.5	<0.5	<0.5	<0.5	<0.5	<0.5	**0.47J**	**0.35J**	**0.12J**	<100	<100	<100	NA
92570483	MW-97D_20211103	MW-97D	11/03/2021	<5	<0.5	<0.5	<0.5	<0.5	<0.5	<5	<0.5	<0.5	<1	<0.5	<1	<0.5	<0.5	<0.5	<0.5	<0.5	<2	<0.5	<2	<0.5	<2	<0.5	<0.5	<0.5	<0.5	<0.5	<1	<0.5	<0.5	<0.5	<1	<1.5	<1	<0.5	<50	<50	<50	<50
92575654	MW-97D_20211202	MW-97D	12/02/2021	<5	<0.5	<0.5	<0.5	<0.5	<0.5	<5	<0.5	<0.5	<1	<0.5	<1	<0.5	<0.5	<0.5	<0.5	<0.5	<2	<0.5	<2	<0.5	<2	<0.5	<0.5	<0.5	<0.5	<0.5	<1	<0.5	<0.5	<0.5	<1	<1.5	<1	<0.5	<50	<50	<50	<50
92575654	DUP-1-20211202	MW-97D	12/02/2021	<5	<0.5	<0.5	<0.5	<0.5	<0.5	<5	<0.5	<0.5	<1	<0.5	<1	<0.5	<0.5	<0.5	<0.5	<0.5	<2	<0.5	<2	<0.5	<2	<0.5	<0.5	<0.5	<0.5	<0.5	<1	<0.5	<0.5	<0.5	<1	<1.5	<1	<0.5	<50	<50	<50	<50
92583209	MW-97D_20220105	MW-97D	01/05/2022	<5	<0.5	<0.5	<0.5	<0.5	<0.5	<5	<0.5	<0.5	<1	<0.5	<1	<0.5	<0.5	<0.5	**0.32J**	<0.5	<2	<0.5	<2	<0.5	<2	<0.5	<0.5	<0.5	<0.5	<0.5	<1	<0.5	<0.5	<0.5	<1	<1.5	<1	<0.5	<50	<50	<50	<50
92585900	MW-97D_20220202	MW-97D	02/02/2022	<5	<0.5	<0.5	<0.5	<0.5	<0.5	<5	<0.5	<0.5	<1	<0.5	<1	<0.5	<0.5	<0.5	**0.45J**	<0.5	<2	<0.5	<2	<0.5	<2	<0.5	<0.5	<0.5	<0.5	<0.5	<1	<0.5	<0.5	<0.5	<1	<1.5	<1	<0.5	<50	<50	<50	<50
92591151	MW-97D_20220302	MW-97D	03/02/2022	<5	<0.5	<0.5	<0.5	<0.5	<0.5	<5	<0.5	<0.5	<1	<0.5	<1	<0.5	<0.5	<0.5	**0.40J**	<0.5	<2	<0.5	<2	<0.5	<2	<0.5	<0.5	<0.5	<0.5	<0.5	<1	<0.5	<0.5	<0.5	<1	<1.5	<1	<0.5	<50	<50	<50	<50
92591151	DUP-2-20220302	MW-97D	03/02/2022	<5	<0.5	<0.5	<0.5	<0.5	<0.5	<5	<0.5	<0.5	<1	<0.5	<1	<0.5	<0.5	<0.5	<0.5	<0.5	<2	<0.5	<2	<0.5	<2	<0.5	<0.5	<0.5	<0.5	<0.5	<1	<0.5	<0.5	<0.5	<1	<1.5	<1	<0.5	<50	<50	<50	<50
92597624	MW-97D_20220406	MW-97D	04/06/2022	<5	<0.5	<0.5	<0.5	<0.5	<0.5	<5	<0.5	<0.5	<1	<0.5	<1	<0.5	<0.5	<0.5	**0.40J**	<0.5	<2	<0.5	<2	<0.5	<2	<0.5	<0.5	<0.5	<0.5	<0.5	<1	<0.5	<0.5	<0.5	<1	<1.5	<1	<0.5	<50	<50	<50	<50
92602788	MW-97D_20220504	MW-97D	05/04/2022	**0.92J**	<0.5	<0.5	<0.5	<0.5	<0.5	<5	<0.5	<0.5	<1	<0.5	<1	<0.5	<0.5	<0.5	<0.5	<0.5	<2	<0.5	<2	<0.5	<2	<0.5	<0.5	<0.5	<0.5	<0.5	<1	<0.5	<0.5	<0.5	<1	<1.5	<1	<0.5	<50	<50	<50	<50
92607872	MW-97D_20220603	MW-97D	06/03/2022	<5	<0.5	<0.5	<0.5	<0.5	<0.5	<5	<0.5	<0.5	<1	<0.5	<1	<0.5	<0.5	<0.5	<0.5	<0.5	<2	<0.5	<2	<0.5	<2	<0.5	<0.5	<0.5	<0.5	<0.5	<1	<0.5	<0.5	<0.5	<1	<1.5	<1	<0.5	<50	<50	<50	<50
MW-98D																																										
92597250	MW-98D_20220405	MW-98D	04/05/2022	<5	<0.5	<0.5	<0.5	<0.5	<0.5	<5	<0.5	<0.5	<1	<0.5	<1	<0.5	<0.5	<0.5	<0.5	<0.5	<2	<0.5	<2	<0.5	<2	<0.5	<0.5	<0.5	<0.5	<0.5	**0.37J**	<0.5	<0.5	<0.5	<1	<1.5	<1	<0.5	<50	<50	<50	<50
92602436	MW-98D_20220503	MW-98D	05/03/2022	<5	<0.5	<0.5	<0.5	<0.5	<0.5	<5	<0.5	<0.5	<1	<0.5	<1	<0.5	<0.5	<0.5	<0.5	<0.5	<2	<0.5	<2	<0.5	<2	<0.5	<0.5	<0.5	<0.5	<0.5	**0.37J**	<0.5	<0.5	<0.5	<1	<1.5	<1	<0.5	<50	<50	<50	<50
92607409	MW-98D_20220601	MW-98D	06/01/2022	<5	<0.5	<0.5	<0.5	<0.5	<0.5	<5	<0.5	<0.5	<1	<0.5	<1	<0.5	<0.5	<0.5	<0.5	<0.5	<2	<0.5	<2	<0.5	<2	<0.5	<0.5	<0.5	<0.5	<0.5	**0.36J**	<0.5	<0.5	<0.5	<1	<1.5	<1	<0.5	<50	<50	<50	<50

Table 5A
Summary of Monitoring Well Sampling Results

Colonial Pipeline Company
2020-L1-SR2448
Huntersville, North Carolina

Lab Report Number	Sample ID	Well ID	Sample Date	Metals (µg/L)	VOCs (µg/L)																																	MADEP VPH (µg/L)			
				Lead	Benzene	Bromobenzene	Bromochloromethane	Bromodichloromethane	Bromoform	Bromomethane	n-Butylbenzene	sec-Butylbenzene	Chloroethane	Chloroform	Chloromethane	2-Chlorotoluene	Dibromochloromethane	1,2-Dichloroethane	Diisopropyl ether	Ethylbenzene	Hexachloro-1,3-butadiene	Isopropylbenzene (Cumene)	Methylene Chloride	Methyl-tert-butyl ether	Naphthalene	n-Propylbenzene	Styrene	Tetrachloroethene	Toluene	Trichloroethene	Trichlorofluoromethane	1,2,3-Trichloropropane	1,2,4-Trimethylbenzene	1,3,5-Trimethylbenzene	Vinyl chloride	Xylene (Total)	m&p-Xylene	o-Xylene	C5 - C8 Aliphatics	C9 - C12 Aliphatics	C9 - C10 Aromatics	VPH (Total)
NCAC 2L Standards				**15**	**1**	**NE**	**NE**	**0.6**	**4**	**10**	**70**	**70**	**3000**	**70**	**3**	**100**	**0.4**	**0.4**	**70**	**600**	**0.4**	**70**	**5**	**20**	**6**	**70**	**70**	**0.7**	**600**	**3**	**2000**	**0.005**	**400**	**400**	**0.03**	**500**	**500**	**500**	**400**	**700**	**200**	**NE**
IMAC Standards				**--**	**--**	**--**	**--**	**--**	**--**	**--**	**--**	**--**	**--**	**--**	**--**	**--**	**--**	**--**	**--**	**--**	**--**	**--**	**--**	**--**	**--**	**--**	**--**	**--**	**--**	**--**	**--**	**--**	**--**	**--**	**--**	**--**	**--**	**--**	**--**	**--**	**--**
MW-14015_AC_RD																																									
92516451	Walker (101-108)	MW-14015_AC_RD	01/13/2021	**81.4**	<2.0	<2.0	<2.0	**7.5**	<2.0	<20.0	<2.0	<2.0	<4.0	**403**	**4.9**	<2.0	<2.0	<2.0	<2.0	<2.0	<8.0	<2.0	<8.0	<2.0	<8.0	<2.0	<2.0	<2.0	<2.0	<2.0	<4.0	<2.0	<2.0	<2.0	<4.0	<6.0	<4.0	<2.0	**220**	<100	<100	**350**
92516451	Walker (48-55)	MW-14015_AC_RD	01/13/2021	**5.8**	<0.50	<0.50	<0.50	**3.8**	<0.50	<5.0	**5.4**	<0.50	<1.0	**81.3**	**1.1**	**1.2**	**0.62**	<0.50	<0.50	<0.50	<2.0	<0.50	<2.0	<0.50	<2.0	<0.50	<0.50	<0.50	<0.50	<0.50	<1.0	<0.50	<0.50	<0.50	<1.0	<1.5	<1.0	<0.50	<100	<100	<100	**131**
92516451	Dup-9	MW-14015_AC_RD	01/13/2021	**6.2**	<0.50	<0.50	<0.50	**3.9**	<0.50	<5.0	**6.6**	<0.50	<1.0	**78.7**	<1.0	**1.3**	**0.62**	<0.50	<0.50	<0.50	<2.0	<0.50	<2.0	<0.50	<2.0	<0.50	<0.50	<0.50	<0.50	<0.50	<1.0	<0.50	<0.50	<0.50	<1.0	<1.5	<1.0	<0.50	<100	<100	<100	**115**
QC Data																																									
92493062	TB-2	N/A	08/28/2020	NA	<0.5	<0.5	<0.5	<0.5	<0.5	<5	<0.5	<0.5	<1	<0.5	<1	<0.5	<0.5	<0.5	<0.5	<0.5	<2	<0.5	<2	<0.5	<2	<0.5	<0.5	<0.5	<0.5	<0.5	<1	<0.5	<0.5	<0.5	<1	<1.5	<1	<0.5	NA	NA	NA	NA
92493708	Trip Blank	N/A	09/02/2020	NA	<0.5	<0.5	<0.5	<0.5	<0.5	<5	<0.5	<0.5	<1	<0.5	<1	<0.5	<0.5	<0.5	<0.5	<0.5	<2	<0.5	<2	<0.5	<2	<0.5	<0.5	<0.5	<0.5	<0.5	<1	<0.5	<0.5	<0.5	<1	<1.5	<1	<0.5	NA	NA	NA	NA
92493864	Trip Blank	N/A	09/02/2020	NA	<0.5	<0.5	<0.5	<0.5	<0.5	<5	<0.5	<0.5	<1	<0.5	<1	<0.5	<0.5	<0.5	<0.5	<0.5	<2	<0.5	<2	<0.5	<2	<0.5	<0.5	<0.5	<0.5	<0.5	<1	<0.5	<0.5	<0.5	<1	<1.5	<1	<0.5	NA	NA	NA	NA
92494322	Trip Blank	N/A	09/03/2020	NA	<0.5	<0.5	<0.5	<0.5	<0.5	<5	<0.5	<0.5	<1	<0.5	<1	<0.5	<0.5	<0.5	<0.5	<0.5	<2	<0.5	<2	<0.5	<2	<0.5	<0.5	<0.5	<0.5	<0.5	<1	<0.5	<0.5	<0.5	<1	<1.5	<1	<0.5	NA	NA	NA	NA
92496397	Trip Blank	N/A	09/18/2020	NA	<0.5	<0.5	<0.5	<0.5	<0.5	<5	<0.5	<0.5	<1	<0.5	<1	<0.5	<0.5	<0.5	<0.5	<0.5	<2	<0.5	<2	<0.5	<2	<0.5	<0.5	<0.5	<0.5	<0.5	<1	<0.5	<0.5	<0.5	<1	<1.5	<1	<0.5	NA	NA	NA	NA
92494640	Trip Blank-03	N/A	09/09/2020	NA	<0.5	<0.5	<0.5	<0.5	<0.5	<5	<0.5	<0.5	<1	<0.5	<1	<0.5	<0.5	<0.5	<0.5	<0.5	<2	<0.5	<2	<0.5	<2	<0.5	<0.5	<0.5	<0.5	<0.5	<1	<0.5	<0.5	<0.5	<1	<1.5	<1	<0.5	NA	NA	NA	NA
92494923	Trip Blank-03	N/A	09/09/2020	NA	<0.5	<0.5	<0.5	<0.5	<0.5	<5	<0.5	<0.5	<1	<0.5	<1	<0.5	<0.5	<0.5	<0.5	<0.5	<2	<0.5	<2	<0.5	<2	<0.5	<0.5	<0.5	<0.5	<0.5	<1	<0.5	<0.5	<0.5	<1	<1.5	<1	<0.5	NA	NA	NA	NA
92494864	Trip Blank-04	N/A	09/10/2020	NA	<0.5	<0.5	<0.5	<0.5	<0.5	<5	<0.5	<0.5	<1	<0.5	<1	<0.5	<0.5	<0.5	<0.5	<0.5	<2	<0.5	<2	<0.5	<2	<0.5	<0.5	<0.5	<0.5	<0.5	<1	<0.5	<0.5	<0.5	<1	<1.5	<1	<0.5	NA	NA	NA	NA
92495100	Trip Blank-05	N/A	09/11/2020	NA	<0.5	<0.5	<0.5	<0.5	<0.5	<5	<0.5	<0.5	<1	<0.5	<1	<0.5	<0.5	<0.5	<0.5	<0.5	<2	<0.5	<2	<0.5	<2	<0.5	<0.5	<0.5	<0.5	<0.5	<1	<0.5	<0.5	<0.5	<1	<1.5	<1	<0.5	NA	NA	NA	NA
92495103	Trip Blank-05	N/A	09/11/2020	NA	<0.5	<0.5	<0.5	<0.5	<0.5	<5	<0.5	<0.5	<1	<0.5	<1	<0.5	<0.5	<0.5	<0.5	<0.5	<2	<0.5	<2	<0.5	<2	<0.5	<0.5	<0.5	<0.5	<0.5	<1	<0.5	<0.5	<0.5	<1	<1.5	<1	<0.5	NA	NA	NA	NA
92495239	Trip Blank-06	N/A	09/13/2020	NA	<0.5	<0.5	<0.5	<0.5	<0.5	<5	<0.5	<0.5	<1	<0.5	<1	<0.5	<0.5	<0.5	<0.5	<0.5	<2	<0.5	<2	<0.5	<2	<0.5	<0.5	<0.5	<0.5	<0.5	<1	<0.5	<0.5	<0.5	<1	<1.5	<1	<0.5	NA	NA	NA	NA
92495241	Trip Blank-06	N/A	09/13/2020	NA	<0.5	<0.5	<0.5	<0.5	<0.5	<5	<0.5	<0.5	<1	<0.5	<1	<0.5	<0.5	<0.5	<0.5	<0.5	<2	<0.5	<2	<0.5	<2	<0.5	<0.5	<0.5	<0.5	<0.5	<1	<0.5	<0.5	<0.5	<1	<1.5	<1	<0.5	NA	NA	NA	NA
92495244	Trip Blank-06	N/A	09/13/2020	NA	<0.5	<0.5	<0.5	<0.5	<0.5	<5	<0.5	<0.5	<1	<0.5	<1	<0.5	<0.5	<0.5	<0.5	<0.5	<2	<0.5	<2	<0.5	<2	<0.5	<0.5	<0.5	<0.5	<0.5	<1	<0.5	<0.5	<0.5	<1	<1.5	<1	<0.5	NA	NA	NA	NA
92495624	Trip Blank-07	N/A	09/15/2020	NA	<0.5	<0.5	<0.5	<0.5	<0.5	<5	<0.5	<0.5	<1	<0.5	<1	<0.5	<0.5	<0.5	<0.5	<0.5	<2	<0.5	<2	<0.5	<2	<0.5	<0.5	<0.5	<0.5	<0.5	<1	<0.5	<0.5	<0.5	<1	<1.5	<1	<0.5	NA	NA	NA	NA
92495626	Trip Blank-07	N/A	09/15/2020	NA	<0.5	<0.5	<0.5	<0.5	<0.5	<5	<0.5	<0.5	<1	<0.5	<1	<0.5	<0.5	<0.5	<0.5	<0.5	<2	<0.5	<2	<0.5	<2	<0.5	<0.5	<0.5	<0.5	<0.5	<1	<0.5	<0.5	<0.5	<1	<1.5	<1	<0.5	NA	NA	NA	NA
92495627	Trip Blank-07	N/A	09/15/2020	NA	<0.5	<0.5	<0.5	<0.5	<0.5	<5	<0.5	<0.5	<1	<0.5	<1	<0.5	<0.5	<0.5	<0.5	<0.5	<2	<0.5	<2	<0.5	<2	<0.5	<0.5	<0.5	<0.5	<0.5	<1	<0.5	<0.5	<0.5	<1	<1.5	<1	<0.5	NA	NA	NA	NA
92495907	Trip Blank-07	N/A	09/16/2020	NA	<0.5	<0.5	<0.5	<0.5	<0.5	<5	<0.5	<0.5	<1	<0.5	<1	<0.5	<0.5	<0.5	<0.5	<0.5	<2	<0.5	<2	<0.5	<2	<0.5	<0.5	<0.5	<0.5	<0.5	<1	<0.5	<0.5	<0.5	<1	<1.5	<1	<0.5	NA	NA	NA	NA
92495905	Trip Blank-07	N/A	09/16/2020	NA	<0.5	<0.5	<0.5	<0.5	<0.5	<5	<0.5	<0.5	<1	<0.5	<1	<0.5	<0.5	<0.5	<0.5	<0.5	<2	<0.5	<2	<0.5	<2	<0.5	<0.5	<0.5	<0.5	<0.5	<1	<0.5	<0.5	<0.5	<1	<1.5	<1	<0.5	NA	NA	NA	NA
92495906	Trip Blank-07	N/A	09/16/2020	NA	<0.5	<0.5	<0.5	<0.5	<0.5	<5	<0.5	<0.5	<1	<0.5	<1	<0.5	<0.5	<0.5	<0.5	<0.5	<2	<0.5	<2	<0.5	<2	<0.5	<0.5	<0.5	<0.5	<0.5	<1	<0.5	<0.5	<0.5	<1	<1.5	<1	<0.5	NA	NA	NA	NA
92496816	TB-20200922	N/A	09/20/2020	NA	<0.5	<0.5	<0.5	<0.5	<0.5	<5	<0.5	<0.5	<1	<0.5	<1	<0.5	<0.5	<0.5	<0.5	<0.5	<2	<0.5	<2	<0.5	<2	<0.5	<0.5	<0.5	<0.5	<0.5	<1	<0.5	<0.5	<0.5	<1	<1.5	<1	<0.5	NA	NA	NA	NA
92496817	TB-20200922	N/A	09/22/2020	NA	<0.5	<0.5	<0.5	<0.5	<0.5	<5	<0.5	<0.5	<1	<0.5	<1	<0.5	<0.5	<0.5	<0.5	<0.5	<2	<0.5	<2	<0.5	<2	<0.5	<0.5	<0.5	<0.5	<0.5	<1	<0.5	<0.5	<0.5	<1	<1.5	<1	<0.5	NA	NA	NA	NA
92497017	TB-20200923	N/A	09/22/2020	NA	<0.5	<0.5	<0.5	<0.5	<0.5	<5	<0.5	<0.5	<1	<0.5	<1	<0.5	<0.5	<0.5	<0.5	<0.5	<2	<0.5	<2	<0.5	<2	<0.5	<0.5	<0.5	<0.5	<0.5	<1	<0.5	<0.5	<0.5	<1	<1.5	<1	<0.5	NA	NA	NA	NA
92497774	TB-20200928	N/A	09/28/2020	NA	<0.5	<0.5	<0.5	<0.5	<0.5	<5	<0.5	<0.5	<1	<0.5	<1	<0.5	<0.5	<0.5	<0.5	<0.5	<2	<0.5	<2	<0.5	<2	<0.5	<0.5	<0.5	<0.5	<0.5	<1	<0.5	<0.5	<0.5	<1	<1.5	<1	<0.5	NA	NA	NA	NA
92499587	Trip Blank	N/A	10/07/2020	NA	<0.5	<0.5	<0.5	<0.5	<0.5	<5	<0.5	<0.5	<1	<0.5	<1	<0.5	<0.5	<0.5	<0.5	<0.5	<2	<0.5	<2	<0.5	<2	<0.5	<0.5	<0.5	<0.5	<0.5	<1	<0.5	<0.5	<0.5	<1	<1.5	<1	<0.5	NA	NA	NA	NA
92500605	Trip Blank	N/A	10/07/2020	NA	<0.5	<0.5	<0.5	<0.5	<0.5	<5	<0.5	<0.5	<1	<0.5	<1	<0.5	<0.5	<0.5	<0.5	<0.5	<2	<0.5	<2	<0.5	<2	<0.5	<0.5	<0.5	<0.5	<0.5	<1	<0.5	<0.5	<0.5	<1	<1.5	<1	<0.5	NA	NA	NA	NA
92500606	Trip Blank	N/A	10/07/2020	NA	<0.5	<0.5	<0.5	<0.5	<0.5	<5	<0.5	<0.5	<1	<0.5	<1	<0.5	<0.5	<0.5	<0.5	<0.5	<2	<0.5	<2	<0.5	<2	<0.5	<0.5	<0.5	<0.5	<0.5	<1	<0.5	<0.5	<0.5	<1	<1.5	<1	<0.5	NA	NA	NA	NA
92501343	Trip Blank	N/A	10/20/2020	NA	<0.5	<0.5	<0.5	<0.5	<0.5	<5	<0.5	<0.5	<1	<0.5	<1	<0.5	<0.5	<0.5	<0.5	<0.5	<2	<0.5	<2	<0.5	<2	<0.5	<0.5	<0.5	<0.5	<0.5	<1	<0.5	<0.5	<0.5	<1	<1.5	<1	<0.5	NA	NA	NA	NA
92501344	Trip Blank	N/A	10/20/2020	NA	<0.5	<0.5	<0.5	<0.5	<0.5	<5	<0.5	<0.5	<1	<0.5	<1	<0.5	<0.5	<0.5	<0.5	<0.5	<2	<0.5	<2	<0.5	<2	<0.5	<0.5	<0.5	<0.5	<0.5	<1	<0.5	<0.5	<0.5	<1	<1.5	<1	<0.5	NA	NA	NA	NA
92501345	Trip Blank	N/A	10/20/2020	NA	<0.5	<0.5	<0.5	<0.5	<0.5	<5	<0.5	<0.5	<1	<0.5	<1	<0.5	<0.5	<0.5	<0.5	<0.5	<2	<0.5	<2	<0.5	<2	<0.5	<0.5	<0.5	<0.5	<0.5	<1	<0.5	<0.5	<0.5	<1	<1.5	<1	<0.5	NA	NA	NA	NA
92501355	Trip Blank	N/A	10/20/2020	NA	<0.5	<0.5	<0.5	<0.5	<0.5	<5	<0.5	<0.5	<1	<0.5	<1	<0.5	<0.5	<0.5	<0.5	<0.5	<2	<0.5	<2	<0.5	<2	<0.5	<0.5	<0.5	<0.5	<0.5	<1	<0.5	<0.5	<0.5	<1	<1.5	<1	<0.5	NA	NA	NA	NA
92501615	Trip Blank	N/A	10/21/2020	NA	<0.5	<0.5	<0.5	<0.5	<0.5	<5	<0.5	<0.5	<1	<0.5	<1	<0.5	<0.5	<0.5	<0.5	<0.5	<2	<0.5	<2	<0.5	<2	<0.5	<0.5	<0.5	<0.5	<0.5	<1	<0.5	<0.5	<0.5	<1	<1.5	<1	<0.5	NA	NA	NA	NA
92501616	TRIP BLANK	N/A	10/21/2020	NA	<0.5	<0.5	<0.5	<0.5	<0.5	<5	<0.5	<0.5	<1	<0.5	<1	<0.5	<0.5	<0.5	<0.5	<0.5	<2	<0.5	<2	<0.5	<2	<0.5	<0.5	<0.5	<0.5	<0.5	<1	<0.5	<0.5	<0.5	<1	<1.5	<1	<0.5	NA	NA	NA	NA
92501960	TRIP BLANK	N/A	10/23/2020	NA	<0.5	<0.5	<0.5	<0.5	<0.5	<5	<0.5	<0.5	<1	<0.5	<1	<0.5	<0.5	<0.5	<0.5	<0.5	<2	<0.5	<2	<0.5	<2	<0.5	<0.5	<0.5	<0.5	<0.5	<1	<0.5	<0.5	<0.5	<1	<1.5	<1	<0.5	NA	NA	NA	NA
92508536	Trip Blank	N/A	11/30/2020	NA	<0.5	<0.5	<0.5	<0.5	<0.5	<5	<0.5	<0.5	<1	<0.5	<1	<0.5	<0.5	<0.5	<0.5	<0.5	<2	<0.5	<2	<0.5	<2	<0.5	<0.5	<0.5	<0.5	<0.5	<1	<0.5	<0.5	<0.5	<1	<1.5	<1	<0.5	NA	NA	NA	NA
92508536	Trip Blank 2	N/A	11/30/2020	NA	<0.5	<0.5	<0.5	<0.5	<0.5	<5	<0.5	<0.5	<1	<0.5	<1	<0.5	<0.5	<0.5	<0.5	<0.5	<2	<0.5	<2	<0.5	<2	<0.5	<0.5	<0.5	<0.5	<0.5	<1	<0.5	<0.5	<0.5	<1	<1.5	<1	<0.5	NA	NA	NA	NA
92508884	Trip Blank	N/A	12/01/2020	NA	<0.5	<0.5	<0.5	<0.5	<0.5	<5	<0.5	<0.5	<1	<0.5	<1	<0.5	<0.5	<0.5	<0.5	<0.5	<2	<0.5	<2	<0.5	<2	<0.5	<0.5	<0.5	<0.5	<0.5	<1	<0.5	<0.5	<0.5	<1	<1.5	<1	<0.5	NA	NA	NA	NA
92509250	Trip Blank	N/A	12/02/2020	NA	<0.5	<0.5	<0.5	<0.5	<0.5	<5	<0.5	<0.5	<1	<0.5	<1	<0.5	<0.5	<0.5	<0.5	<0.5	<2	<0.5	<2	<0.5	<2	<0.5	<0.5	<0.5	<0.5	<0.5	<1	<0.5	<0.5	<0.5	<1	<1.5	<1	<0.5	NA	NA	NA	NA
92509252	Trip Blank	N/A	12/02/2020	NA	<0.5	<0.5	<0.5	<0.5	<0.5	<5	<0.5	<0.5	<1	<0.5	<1	<0.5	<0.5	<0.5	<0.5	<0.5	<2	<0.5	<2	<0.5	<2	<0.5	<0.5	<0.5	<0.5	<0.5	<1	<0.5	<0.5	<0.5	<1	<1.5	<1	<0.5	NA	NA	NA	NA
92509253	Trip Blank	N/A	12/02/2020	NA	<0.5	<0.5	<0.5	<0.5	<0.5	<5	<0.5	<0.5	<1	<0.5	<1	<0.5	<0.5	<0.5	<0.5	<0.5	<2	<0.5	<2	<0.5	<2	<0.5	<0.5	<0.5	<0.5	<0.5	<1	<0.5	<0.5	<0.5	<1	<1.5	<1	<0.5	NA	NA	NA	NA
92509255	Trip Blank	N/A	12/02/2020	NA	<0.5	<0.5	<0.5	<0.5	<0.5	<5	<0.5	<0.5	<1	<0.5	<1	<0.5	<0.5	<0.5	<0.5	<0.5	<2	<0.5	<2	<0.5	<2	<0.5	<0.5	<0.5	<0.5	<0.5	<1	<0.5	<0.5	<0.5	<1	<1.5	<1	<0.5	NA	NA	NA	NA
92509251	Trip Blank	N/A	12/02/2020	NA	<0.5	<0.5	<0.5	<0.5	<0.5	<5	<0.5	<0.5	<1	<0.5	<1	<0.5	<0.5	<0.5	<0.5	<0.5	<2	<0.5	<2	<0.5	<2	<0.5	<0.5	<0.5	<0.5	<0.5	<1	<0.5	<0.5	<0.5	<1	<1.5	<1	<0.5	NA	NA	NA	NA
92508881	Trip Blank	N/A	12/01/2020	NA	<0.5	<0.5	<0.5	<0.5	<0.5	<5	<0.5	<0.5	<1	<0.5	<1	<0.5	<0.5	<0.5	<0.5	<0.5	<2	<0.5	<2	<0.5	<2	<0.5	<0.5	<0.5	<0.5	<0.5	<1	<0.5	<0.5	<0.5	<1	<1.5	<1	<0.5	NA	NA	NA	NA
92509555	Trip Blank	N/A	12/03/2020	NA	<0.5	<0.5	<0.5	<0.5	<0.5	<5	<0.5	<0.5	<1	<0.5	<1	<0.5	<0.5	<0.5	<0.5	<0.5	<2	<0.5	<2	<0.5	<2	<0.5	<0.5	<0.5	<0.5	<0.5	<1	<0.5	<0.5	<0.5	<1	<1.5	<1	<0.5	NA	NA	NA	NA
92509560	Trip Blank	N/A	12/03/2020	NA	<0.5	<0.5	<0.5	<0.5	<0.5	<5	<0.5	<0.5	<1	<0.5	<1	<0.5	<0.5	<0.5	<0.5	<0.5	<2	<0.5	<2	<0.5	<2	<0.5	<0.5	<0.5	<0.5	<0.5	<1	<0.5	<0.5	<0.5	<1	<1.5	<1	<0.5	NA	NA	NA	NA
92508886	Trip Blank	N/A	12/02/2020	NA	<0.5	<0.5	<0.5	<0.5	<0.5	<5	<0.5	<0.5	<1	<0.5	<1	<0.5	<0.5	<0.5	<0.5	<0.5	<2	<0.5	<2	<0.5	<2	<0.5	<0.5	<0.5	<0.5	<0.5	<1	<0.5	<0.5	<0.5	<1	<1.5	<1	<0.5	NA	NA	NA	NA
92514892	Trip Blank	N/A	01/05/2021	NA	<0.5	<0.5	<0.5	<0.5	<0.5	<5	<0.5	<0.5	<1	<0.5	<1	<0.5	<0.5	<0.5	<0.5	<0.5	<2	<0.5	<2	<0.5	<2	<0.5	<0.5	<0.5	<0.5	<0.5	<1	<0.5	<0.5	<0.5	<1	<1.5	<1	<0.5	NA	NA	NA	NA
92515214	Trip Blank	N/A	01/06/2021	NA	<0.5	<0.5	<0.5	<0.5	<0.5	<5	<0.5	<0.5	<1	<0.5	<1	<0.5	<0.5	<0.5	<0.5	<0.5	<2	<0.5	<2	<0.5	<2	<0.5	<0.5	<0.5	<0.5	<0.5	<1	<0.5	<0.5	<0.5	<1	<1.5	<1	<0.5	NA	NA	NA	NA
92515216	Trip Blank	N/A	01/06/2021	NA	<0.5	<0.5	<0.5	<0.5	<0.5	<5	<0.5	<0.5	<1	<0.5	<1	<0.5	<0.5	<0.5	<0.5	<0.5	<2	<0.5	<2	<0.5	<2	<0.5	<0.5	<0.5	<0.5	<0.5	<1	<0.5	<0.5	<0.5	<1	<1.5	<1	<0.5	NA	NA	NA	NA
92514602	Trip Blank	N/A	01/04/2021	NA	<0.50	<0.50	<0.50	<0.50	<0.50	<5.0	<0.50	<0.50	<1.0	<0.50	<1.0	<0.50	<0.50	<0.50	<0.50	<0.50	<2.0	<0.50	<2.0	<0.50	<2.0	<0.50	<0.50	<0.50	<0.50	<0.50	<1.0	<0.50	<0.50	<0.50	<1.0	<1.5	<1.0	<0.50	NA	NA	NA	NA
92514955	Trip Blank	N/A	01/05/2021	NA	<0.50	<0.50	<0.50	<0.50	<0.50	<5.0	<0.50	<0.50	<1.0	<0.50	<1.0	<0.50	<0.50	<0.50	<0.50	<0.50	<2.0	<0.50	<2.0	<0.50	<2.0	<0.50	<0.50	<0.50	<0.50	<0.50	<1.0	<0.50	<0.50	<0.50	<1.0	<1.5	<1.0	<0.50	NA	NA	NA	NA
92515213	TB	N/A	01/06/2021	NA	<0.50	<0.50	<0.50	<0.50	<0.50	<5.0	<0.50	<0.50	<1.0	<0.50	<1.0	<0.50	<0.50	<0.50	<0.50	<0.50	<2.0	<0.50	<2.0	<0.50	<2.0	<0.50	<0.50	<0.50	<0.50	<0.50	<1.0	<0.50	<0.50	<0.50	<1.0	<1.5	<1.0	<0.50	NA	NA	NA	NA

Table 5A
Summary of Monitoring Well Sampling Results

Colonial Pipeline Company
2020-L1-SR2448
Huntersville, North Carolina

Lab Report Number	Sample ID	Well ID	Sample Date	Metals (µg/L)	VOCs (µg/L)																																MADEP VPH (µg/L)			
				Lead	Benzene	Bromobenzene	Bromochloromethane	Bromodichloromethane	Bromoform	Bromomethane	n-Butylbenzene	sec-Butylbenzene	Chloroethane	Chloroform	Chloromethane	2-Chlorotoluene	Dibromochloromethane	1,2-Dichloroethane	Diisopropyl ether	Ethylbenzene	Hexachloro-1,3-butadiene	Isopropylbenzene (Cumene)	Methylene Chloride	Methyl-tert-butyl ether	Naphthalene	n-Propylbenzene	Styrene	Tetrachloroethene	Toluene	Trichloroethene	Trichlorofluoromethane	1,2,3-Trichloropropane	1,2,4-Trimethylbenzene	1,3,5-Trimethylbenzene	Vinyl chloride	Xylene (Total)	m&p-Xylene	o-Xylene	C5 - C8 Aliphatics	C9 - C12 Aliphatics	C9 - C10 Aromatics	VPH (Total)
NCAC 2L Standards				**15**	**1**	**NE**	**NE**	**0.6**	**4**	**10**	**70**	**70**	**3000**	**70**	**3**	**100**	**0.4**	**0.4**	**70**	**600**	**0.4**	**70**	**5**	**20**	**6**	**70**	**70**	**0.7**	**600**	**3**	**2000**	**0.005**	**400**	**400**	**0.03**	**500**	**500**	**500**	**400**	**700**	**200**	**NE**
IMAC Standards				**--**	**--**	**--**	**--**	**--**	**--**	**--**	**--**	**--**	**--**	**--**	**--**	**--**	**--**	**--**	**--**	**--**	**--**	**--**	**--**	**--**	**--**	**--**	**--**	**--**	**--**	**--**	**--**	**--**	**--**	**--**	**--**	**--**	**--**	**--**	**--**	**--**	**--**
92515075	Trip Blank	N/A	01/06/2021	NA	<0.5	<0.5	<0.5	<0.5	<0.5	<5	<0.5	<0.5	<1	<0.5	<1	<0.5	<0.5	<0.5	<0.5	<0.5	<2	<0.5	<2	<0.5	<2	<0.5	<0.5	<0.5	<0.5	<0.5	<1	<0.5	<0.5	<0.5	<1	<1.5	<1	<0.5	NA	NA	NA	NA
92515543	TRIP BLANK	N/A	01/07/2021	NA	<0.50	<0.50	<0.50	<0.50	<0.50	<5.0	<0.50	<0.50	<1.0	<0.50	<1.0	<0.50	<0.50	<0.50	<0.50	<0.50	<2.0	<0.50	<2.0	<0.50	<2.0	<0.50	<0.50	<0.50	<0.50	<0.50	<1.0	<0.50	<0.50	<0.50	<1.0	<1.5	<1.0	<0.50	NA	NA	NA	NA
92515354	Trip Blank	N/A	01/07/2021	NA	<0.5	<0.5	<0.5	<0.5	<0.5	<5	<0.5	<0.5	<1	<0.5	<1	<0.5	<0.5	<0.5	<0.5	<0.5	<2	<0.5	<2	<0.5	<2	<0.5	<0.5	<0.5	<0.5	<0.5	<1	<0.5	<0.5	<0.5	<1	<1.5	<1	<0.5	NA	NA	NA	NA
92515387	Trip Blank	N/A	01/07/2021	NA	<0.5	<0.5	<0.5	<0.5	<0.5	<5	<0.5	<0.5	<1	<0.5	<1	<0.5	<0.5	<0.5	<0.5	<0.5	<2	<0.5	<2	<0.5	<2	<0.5	<0.5	<0.5	<0.5	<0.5	<1	<0.5	<0.5	<0.5	<1	<1.5	<1	<0.5	NA	NA	NA	NA
92515544	Trip Blank	N/A	01/07/2021	NA	<0.5	<0.5	<0.5	<0.5	<0.5	<5	<0.5	<0.5	<1	<0.5	<1	<0.5	<0.5	<0.5	<0.5	<0.5	<2	<0.5	<2	<0.5	<2	<0.5	<0.5	<0.5	<0.5	<0.5	<1	<0.5	<0.5	<0.5	<1	<1.5	<1	<0.5	NA	NA	NA	NA
92515548	Trip Blank	N/A	01/07/2021	NA	<0.5	<0.5	<0.5	<0.5	<0.5	<5	<0.5	<0.5	<1	<0.5	<1	<0.5	<0.5	<0.5	<0.5	<0.5	<2	<0.5	<2	<0.5	<2	<0.5	<0.5	<0.5	<0.5	<0.5	<1	<0.5	<0.5	<0.5	<1	<1.5	<1	<0.5	NA	NA	NA	NA
92515755	Trip Blank	N/A	01/09/2021	NA	<0.50	<0.50	<0.50	<0.50	<0.50	<5.0	<0.50	<0.50	<1.0	<0.50	<1.0	<0.50	<0.50	<0.50	<0.50	<0.50	<2.0	<0.50	<2.0	<0.50	<2.0	<0.50	<0.50	<0.50	<0.50	<0.50	<1.0	<0.50	<0.50	<0.50	<1.0	<1.5	<1.0	<0.50	NA	NA	NA	NA
92515762	Trip Blank	N/A	01/10/2021	NA	<0.50	<0.50	<0.50	<0.50	<0.50	<5.0	<0.50	<0.50	<1.0	<0.50	<1.0	<0.50	<0.50	<0.50	<0.50	<0.50	<2.0	<0.50	<2.0	<0.50	<2.0	<0.50	<0.50	<0.50	<0.50	<0.50	<1.0	<0.50	<0.50	<0.50	<1.0	<1.5	<1.0	<0.50	NA	NA	NA	NA
92516451	Trip Blank	N/A	01/12/2021	NA	<0.50	<0.50	<0.50	<0.50	<0.50	<5.0	<0.50	<0.50	<1.0	<0.50	<1.0	<0.50	<0.50	<0.50	<0.50	<0.50	<2.0	<0.50	<2.0	<0.50	<2.0	<0.50	<0.50	<0.50	<0.50	<0.50	<1.0	<0.50	<0.50	<0.50	<1.0	<1.5	<1.0	<0.50	NA	NA	NA	NA
92520901	Trip Blank	N/A	02/08/2021	NA	<0.5	<0.5	<0.5	<0.5	<0.5	<5	<0.5	<0.5	<1	<0.5	<1	<0.5	<0.5	<0.5	<0.5	<0.5	<2	<0.5	<2	<0.5	<2	<0.5	<0.5	<0.5	<0.5	<0.5	<1	<0.5	<0.5	<0.5	<1	<1.5	<1	<0.5	NA	NA	NA	NA
92521237	Trip Blank	N/A	02/09/2021	NA	<0.5	<0.5	<0.5	<0.5	<0.5	<5	<0.5	<0.5	<1	<0.5	<1	<0.5	<0.5	<0.5	<0.5	<0.5	<2	<0.5	<2	<0.5	<2	<0.5	<0.5	<0.5	<0.5	<0.5	<1	<0.5	<0.5	<0.5	<1	<1.5	<1	<0.5	NA	NA	NA	NA
92521871	TRIP BLANK	N/A	02/11/2021	NA	<0.5	<0.5	<0.5	<0.5	<0.5	<5	<0.5	<0.5	<1	<0.5	<1	<0.5	<0.5	<0.5	<0.5	<0.5	<2	<0.5	<2	<0.5	<2	<0.5	<0.5	<0.5	<0.5	<0.5	<1	<0.5	<0.5	<0.5	<1	<1.5	<1	<0.5	NA	NA	NA	NA
92522125	Trip Blank	N/A	02/12/2021	NA	<0.5	<0.5	<0.5	<0.5	<0.5	<5	<0.5	<0.5	<1	<0.5	<1	<0.5	<0.5	<0.5	<0.5	<0.5	<2	<0.5	<2	<0.5	<2	<0.5	<0.5	<0.5	<0.5	<0.5	<1	<0.5	<0.5	<0.5	<1	<1.5	<1	<0.5	NA	NA	NA	NA
92521555	Trip Blank	N/A	02/10/2021	NA	<0.5	<0.5	<0.5	<0.5	<0.5	<5	<0.5	<0.5	<1	<0.5	<1	<0.5	<0.5	<0.5	<0.5	<0.5	<2	<0.5	<2	<0.5	<2	<0.5	<0.5	<0.5	<0.5	<0.5	<1	<0.5	<0.5	<0.5	<1	<1.5	<1	<0.5	NA	NA	NA	NA
92522267	Trip Blank	N/A	02/15/2021	NA	<0.5	<0.5	<0.5	<0.5	<0.5	<5	<0.5	<0.5	<1	<0.5	<1	<0.5	<0.5	<0.5	<0.5	<0.5	<2	<0.5	<2	<0.5	<2	<0.5	<0.5	<0.5	<0.5	<0.5	<1	<0.5	<0.5	<0.5	<1	<1.5	<1	<0.5	NA	NA	NA	NA
92526616	Trip Blank	N/A	03/09/2021	NA	<0.5	<0.5	<0.5	<0.5	<0.5	<5	<0.5	<0.5	<1	<0.5	<1	<0.5	<0.5	<0.5	<0.5	<0.5	<2	<0.5	<2	<0.5	<2	<0.5	<0.5	<0.5	<0.5	<0.5	<1	<0.5	<0.5	<0.5	<1	<1.5	<1	<0.5	NA	NA	NA	NA
92526262	Trip Blank	N/A	03/08/2021	NA	<0.5	<0.5	<0.5	<0.5	<0.5	<5	<0.5	<0.5	<1	<0.5	<1	<0.5	<0.5	<0.5	<0.5	<0.5	<2	<0.5	<2	<0.5	<2	<0.5	<0.5	<0.5	<0.5	<0.5	<1	<0.5	<0.5	<0.5	<1	<1.5	<1	<0.5	NA	NA	NA	NA
92526264	Trip Blank	N/A	03/08/2021	NA	<0.5	<0.5	<0.5	<0.5	<0.5	<5	<0.5	<0.5	<1	<0.5	<1	<0.5	<0.5	<0.5	<0.5	<0.5	<2	<0.5	<2	<0.5	<2	<0.5	<0.5	<0.5	<0.5	<0.5	<1	<0.5	<0.5	<0.5	<1	<1.5	<1	<0.5	NA	NA	NA	NA
92526257	Trip Blank	N/A	03/08/2021	NA	<0.5	<0.5	<0.5	<0.5	<0.5	<5	<0.5	<0.5	<1	<0.5	<1	<0.5	<0.5	<0.5	<0.5	<0.5	<2	<0.5	<2	<0.5	<2	<0.5	<0.5	<0.5	<0.5	<0.5	<1	<0.5	<0.5	<0.5	<1	<1.5	<1	<0.5	NA	NA	NA	NA
92526618	TRIP BLANK	N/A	03/09/2021	NA	<0.5	<0.5	<0.5	<0.5	<0.5	<5	<0.5	<0.5	<1	<0.5	<1	<0.5	<0.5	<0.5	<0.5	<0.5	<2	<0.5	<2	<0.5	<2	<0.5	<0.5	<0.5	<0.5	<0.5	<1	<0.5	<0.5	<0.5	<1	<1.5	<1	<0.5	NA	NA	NA	NA
92526989	Trip Blank	N/A	03/10/2021	NA	<0.5	<0.5	<0.5	<0.5	<0.5	<5	<0.5	<0.5	<1	<0.5	<1	<0.5	<0.5	<0.5	<0.5	<0.5	<2	<0.5	<2	<0.5	<2	<0.5	<0.5	<0.5	<0.5	<0.5	<1	<0.5	<0.5	<0.5	<1	<1.5	<1	<0.5	NA	NA	NA	NA
92526977	Trip Blank	N/A	03/10/2021	NA	<0.5	<0.5	<0.5	<0.5	<0.5	<5	<0.5	<0.5	<1	<0.5	<1	<0.5	<0.5	<0.5	<0.5	<0.5	<2	<0.5	<2	<0.5	<2	<0.5	<0.5	<0.5	<0.5	<0.5	<1	<0.5	<0.5	<0.5	<1	<1.5	<1	<0.5	NA	NA	NA	NA
92527327	Trip Blank	N/A	03/11/2021	NA	<0.5	<0.5	<0.5	<0.5	<0.5	<5	<0.5	<0.5	<1	<0.5	<1	<0.5	<0.5	<0.5	<0.5	<0.5	<2	<0.5	<2	<0.5	<2	<0.5	<0.5	<0.5	<0.5	<0.5	<1	<0.5	<0.5	<0.5	<1	<1.5	<1	<0.5	NA	NA	NA	NA
92527336	Trip Blank	N/A	03/11/2021	NA	<0.5	<0.5	<0.5	<0.5	<0.5	<5	<0.5	<0.5	<1	<0.5	<1	<0.5	<0.5	<0.5	<0.5	<0.5	<2	<0.5	<2	<0.5	<2	<0.5	<0.5	<0.5	<0.5	<0.5	<1	<0.5	<0.5	<0.5	<1	<1.5	<1	<0.5	NA	NA	NA	NA
92527326	Trip Blank	N/A	03/11/2021	NA	<0.5	<0.5	<0.5	<0.5	<0.5	<5	<0.5	<0.5	<1	<0.5	<1	<0.5	<0.5	<0.5	<0.5	<0.5	<2	<0.5	<2	<0.5	<2	<0.5	<0.5	<0.5	<0.5	<0.5	<1	<0.5	<0.5	<0.5	<1	<1.5	<1	<0.5	NA	NA	NA	NA
92527474	Trip Blank	N/A	03/12/2021	NA	<0.5	<0.5	<0.5	<0.5	<0.5	<5	<0.5	<0.5	<1	<0.5	<1	<0.5	<0.5	<0.5	<0.5	<0.5	<2	<0.5	<2	<0.5	<2	<0.5	<0.5	<0.5	<0.5	<0.5	<1	<0.5	<0.5	<0.5	<1	<1.5	<1	<0.5	NA	NA	NA	NA
92527475	Trip Blank	N/A	03/12/2021	NA	<0.5	<0.5	<0.5	<0.5	<0.5	<5	<0.5	<0.5	<1	<0.5	<1	<0.5	<0.5	<0.5	<0.5	<0.5	<2	<0.5	<2	<0.5	<2	<0.5	<0.5	<0.5	<0.5	<0.5	<1	<0.5	<0.5	<0.5	<1	<1.5	<1	<0.5	NA	NA	NA	NA
92531225	Trip Blank	N/A	04/05/2021	NA	<0.5	<0.5	<0.5	<0.5	<0.5	<5	<0.5	<0.5	<1	<0.5	<1	<0.5	<0.5	<0.5	<0.5	<0.5	<2	<0.5	<2	<0.5	<2	<0.5	<0.5	<0.5	<0.5	<0.5	<1	<0.5	<0.5	<0.5	<1	<1.5	<1	<0.5	NA	NA	NA	NA
92531227	Trip Blank	N/A	04/05/2021	NA	<0.5	<0.5	<0.5	<0.5	<0.5	<5	<0.5	<0.5	<1	<0.5	<1	<0.5	<0.5	<0.5	<0.5	<0.5	<2	<0.5	<2	<0.5	<2	<0.5	<0.5	<0.5	<0.5	<0.5	<1	<0.5	<0.5	<0.5	<1	<1.5	<1	<0.5	NA	NA	NA	NA
92531238	Trip Blank	N/A	04/05/2021	NA	<0.5	<0.5	<0.5	<0.5	<0.5	<5	<0.5	<0.5	<1	<0.5	<1	<0.5	<0.5	<0.5	<0.5	<0.5	<2	<0.5	<2	<0.5	<2	<0.5	<0.5	<0.5	<0.5	<0.5	<1	<0.5	<0.5	<0.5	<1	<1.5	<1	<0.5	NA	NA	NA	NA
92531231	Trip Blank	N/A	04/05/2021	NA	<0.5	<0.5	<0.5	<0.5	<0.5	<5	<0.5	<0.5	<1	<0.5	<1	<0.5	<0.5	<0.5	<0.5	<0.5	<2	<0.5	<2	<0.5	<2	<0.5	<0.5	<0.5	<0.5	<0.5	<1	<0.5	<0.5	<0.5	<1	<1.5	<1	<0.5	NA	NA	NA	NA
92531580	Trip Blank	N/A	04/06/2021	NA	<0.5	<0.5	<0.5	<0.5	<0.5	<5	<0.5	<0.5	<1	<0.5	<1	<0.5	<0.5	<0.5	<0.5	<0.5	<2	<0.5	<2	<0.5	<2	<0.5	<0.5	<0.5	<0.5	<0.5	<1	<0.5	<0.5	<0.5	<1	<1.5	<1	<0.5	NA	NA	NA	NA
92531585	Trip Blank	N/A	04/06/2021	NA	<0.5	<0.5	<0.5	<0.5	<0.5	<5	<0.5	<0.5	<1	<0.5	<1	<0.5	<0.5	<0.5	<0.5	<0.5	<2	<0.5	<2	<0.5	<2	<0.5	<0.5	<0.5	<0.5	<0.5	<1	<0.5	<0.5	<0.5	<1	<1.5	<1	<0.5	NA	NA	NA	NA
92531581	Trip Blank	N/A	04/06/2021	NA	<0.5	<0.5	<0.5	<0.5	<0.5	<5	<0.5	<0.5	<1	<0.5	<1	<0.5	<0.5	<0.5	<0.5	<0.5	<2	<0.5	<2	<0.5	<2	<0.5	<0.5	<0.5	<0.5	<0.5	<1	<0.5	<0.5	<0.5	<1	<1.5	<1	<0.5	NA	NA	NA	NA
92531853	Trip Blank	N/A	04/07/2021	NA	<0.5	<0.5	<0.5	<0.5	<0.5	<5	<0.5	<0.5	<1	<0.5	<1	<0.5	<0.5	<0.5	<0.5	<0.5	<2	<0.5	<2	<0.5	<2	<0.5	<0.5	<0.5	<0.5	<0.5	<1	<0.5	<0.5	<0.5	<1	<1.5	<1	<0.5	NA	NA	NA	NA
92532417	Trip Blank	N/A	04/09/2021	NA	<0.5	<0.5	<0.5	<0.5	<0.5	<5	<0.5	<0.5	<1	<0.5	<1	<0.5	<0.5	<0.5	<0.5	<0.5	<2	<0.5	<2	<0.5	<2	<0.5	<0.5	<0.5	<0.5	<0.5	<1	<0.5	<0.5	<0.5	<1	<1.5	<1	<0.5	NA	NA	NA	NA
92536428	Trip Blank	N/A	05/03/2021	NA	<0.5	<0.5	<0.5	<0.5	<0.5	<5	<0.5	<0.5	<1	<0.5	<1	<0.5	<0.5	<0.5	<0.5	<0.5	<2	<0.5	<2	<0.5	<2	<0.5	<0.5	<0.5	<0.5	<0.5	<1	<0.5	<0.5	<0.5	<1	<1.5	<1	<0.5	NA	NA	NA	NA
92536430	Trip Blank	N/A	05/03/2021	NA	<0.5	<0.5	<0.5	<0.5	<0.5	<5	<0.5	<0.5	<1	<0.5	<1	<0.5	<0.5	<0.5	<0.5	<0.5	<2	<0.5	<2	<0.5	<2	<0.5	<0.5	<0.5	<0.5	<0.5	<1	<0.5	<0.5	<0.5	<1	<1.5	<1	<0.5	NA	NA	NA	NA
92536429	Trip Blank	N/A	05/03/2021	NA	<0.5	<0.5	<0.5	<0.5	<0.5	<5	<0.5	<0.5	<1	<0.5	<1	<0.5	<0.5	<0.5	<0.5	<0.5	<2	<0.5	<2	<0.5	<2	<0.5	<0.5	<0.5	<0.5	<0.5	<1	<0.5	<0.5	<0.5	<1	<1.5	<1	<0.5	NA	NA	NA	NA
92536726	Trip Blank	N/A	05/04/2021	NA	<0.5	<0.5	<0.5	<0.5	<0.5	<5	<0.5	<0.5	<1	<0.5	<1	<0.5	<0.5	<0.5	<0.5	<0.5	<2	<0.5	<2	<0.5	<2	<0.5	<0.5	<0.5	<0.5	<0.5	<1	<0.5	<0.5	<0.5	<1	<1.5	<1	<0.5	NA	NA	NA	NA
92537489	Trip Blank	N/A	05/15/2021	NA	<0.5	<0.5	<0.5	<0.5	<0.5	<5	<0.5	<0.5	<1	<0.5	<1	<0.5	<0.5	<0.5	<0.5	<0.5	<2	<0.5	<2	<0.5	<2	<0.5	<0.5	<0.5	<0.5	<0.5	<1	<0.5	<0.5	<0.5	<1	<1.5	<1	<0.5	NA	NA	NA	NA
92537784	Trip Blank	N/A	05/07/2021	NA	<0.5	<0.5	<0.5	<0.5	<0.5	<5	<0.5	<0.5	<1	<0.5	<1	<0.5	<0.5	<0.5	<0.5	<0.5	<2	<0.5	<2	<0.5	<2	<0.5	<0.5	<0.5	<0.5	<0.5	<1	<0.5	<0.5	<0.5	<1	<1.5	<1	<0.5	NA	NA	NA	NA
92537784	Trip Blank	N/A	05/07/2021	NA	<0.5	<0.5	<0.5	<0.5	<0.5	<5	<0.5	<0.5	<1	<0.5	<1	<0.5	<0.5	<0.5	<0.5	<0.5	<2	<0.5	<2	<0.5	<2	<0.5	<0.5	<0.5	<0.5	<0.5	<1	<0.5	<0.5	<0.5	<1	<1.5	<1	<0.5	NA	NA	NA	NA
92541699	Trip Blank	N/A	06/01/2021	NA	<0.5	<0.5	<0.5	<0.5	<0.5	<5	<0.5	<0.5	<1	<0.5	<1	<0.5	<0.5	<0.5	<0.5	<0.5	<2	<0.5	<2	<0.5	<2	<0.5	<0.5	<0.5	<0.5	<0.5	<1	<0.5	<0.5	<0.5	<1	<1.5	<1	<0.5	NA	NA	NA	NA
92541703	TB	N/A	06/01/2021	NA	<0.5	<0.5	<0.5	<0.5	<0.5	<5	<0.5	<0.5	<1	<0.5	<1	<0.5	<0.5	<0.5	<0.5	<0.5	<2	<0.5	<2	<0.5	<2	<0.5	<0.5	<0.5	<0.5	<0.5	<1	<0.5	<0.5	<0.5	<1	<1.5	<1	<0.5	NA	NA	NA	NA
92541706	TRIP BLANK	N/A	06/01/2021	NA	<0.5	<0.5	<0.5	<0.5	<0.5	<5	<0.5	<0.5	<1	<0.5	<1	<0.5	<0.5	<0.5	<0.5	<0.5	<2	<0.5	<2	<0.5	<2	<0.5	<0.5	<0.5	<0.5	<0.5	<1	<0.5	<0.5	<0.5	<1	<1.5	<1	<0.5	NA	NA	NA	NA
92541705	TRIP BLANK	N/A	06/01/2021	NA	<0.5	<0.5	<0.5	<0.5	<0.5	<5	<0.5	<0.5	<1	<0.5	<1	<0.5	<0.5	<0.5	<0.5	<0.5	<2	<0.5	<2	<0.5	<2	<0.5	<0.5	<0.5	<0.5	<0.5	<1	<0.5	<0.5	<0.5	<1	<1.5	<1	<0.5	NA	NA	NA	NA
92542375	Trip Blank 1	N/A	06/03/2021	NA	<0.5	<0.5	<0.5	<0.5	<0.5	<5	<0.5	<0.5	<1	<0.5	<1	<0.5	<0.5	<0.5	<0.5	<0.5	<2	<0.5	<2	<0.5	<2	<0.5	<0.5	<0.5	<0.5	<0.5	<1	<0.5	<0.5	<0.5	<1	<1.5	<1	<0.5	NA	NA	NA	NA
92542375	Trip Blank 2	N/A	06/03/2021	NA	<0.5	<0.5	<0.5	<0.5	<0.5	<5	<0.5	<0.5	<1	<0.5	<1	<0.5	<0.5	<0.5	<0.5	<0.5	<2	<0.5	<2	<0.5	<2	<0.5	<0.5	<0.5	<0.5	<0.5	<1	<0.5	<0.5	<0.5	<1	<1.5	<1	<0.5	NA	NA	NA	NA
92542611	Trip Blank-1	N/A	06/04/2021	NA	<0.5	<0.5	<0.5	<0.5	<0.5	<5	<0.5	<0.5	<1	<0.5	<1	<0.5	<0.5	<0.5	<0.5	<0.5	<2	<0.5	<2	<0.5	<2	<0.5	<0.5	<0.5	<0.5	<0.5	<1	<0.5	<0.5	<0.5	<1	<1.5	<1	<0.5	NA	NA	NA	NA
92542611	Trip Blank-2	N/A	06/04/2021	NA	<0.5	<0.5	<0.5	<0.5	<0.5	<5	<0.5	<0.5	<1	<0.5	<1	<0.5	<0.5	<0.5	<0.5	<0.5	<2	<0.5	<2	<0.5	<2	<0.5	<0.5	<0.5	<0.5	<0.5	<1	<0.5	<0.5	<0.5	<1	<1.5	<1	<0.5	NA	NA	NA	NA
92541991	Trip Blank	N/A	06/02/2021	NA	<0.5	<0.5	<0.5	<0.5	<0.5	<5	<0.5	<0.5	<1	<0.5	<1	<0.5	<0.5	<0.5	<0.5	<0.5	<2	<0.5	<2	<0.5	<2	<0.5	<0.5	<0.5	<0.5	<0.5	<1	<0.5	<0.5	<0.5	<1	<1.5	<1	<0.5	NA	NA	NA	NA
92541992	Trip Blank	N/A	06/02/2021	NA	<0.5	<0.5	<0.5	<0.5	<0.5	<5	<0.5	<0.5	<1	<0.5	<1	<0.5	<0.5	<0.5	<0.5	<0.5	<2	<0.5	<2	<0.5	<2	<0.5	<0.5	<0.5	<0.5	<0.5	<1	<0.5	<0.5	<0.5	<1	<1.5	<1	<0.5	NA	NA	NA	NA
92541993	Trip Blank	N/A	06/02/2021	NA	<0.5	<0.5	<0.5	<0.5	<0.5	<5	<0.5	<0.5	<1	<0.5	<1	<0.5	<0.5	<0.5	<0.5	<0.5	<2	<0.5	<2	<0.5	<2	<0.5	<0.5	<0.5	<0.5	<0.5	<1	<0.5	<0.5	<0.5	<1	<1.5	<1	<0.5	NA	NA	NA	NA
92542350	Trip Blank	N/A	06/03/2021	NA	<0.5	<0.5	<0.5	<0.5	<0.5	<5	<0.5	<0.5	<1	<0.5	<1	<0.5	<0.5	<0.5	<0.5	<0.5	<2	<0.5	<2	<0.5	<2	<0.5	<0.5	<0.5	<0.5	<0.5	<1	<0.5	<0.5	<0.5	<1	<1.5	<1	<0.5	NA	NA	NA	NA
92542352	Trip Blank	N/A	06/03/2021	NA	<0.5	<0.5	<0.5	<0.5	<0.5	<5	<0.5	<0.5	<1	<0.5	<1	<0.5	<0.5	<0.5	<0.5	<0.5	<2	<0.5	<2	<0.5	<2	<0.5	<0.5	<0.5	<0.5	<0.5	<1	<0.5	<0.5	<0.5	<1	<1.5	<1	<0.5	NA	NA	NA	NA

Table 5A
Summary of Monitoring Well Sampling Results

Colonial Pipeline Company
2020-L1-SR2448
Huntersville, North Carolina

Lab Report Number	Sample ID	Well ID	Sample Date	Metals (µg/L)	VOCs (µg/L)																																MADEP VPH (µg/L)			
				Lead	Benzene	Bromobenzene	Bromochloromethane	Bromodichloromethane	Bromoform	Bromomethane	n-Butylbenzene	sec-Butylbenzene	Chloroethane	Chloroform	Chloromethane	2-Chlorotoluene	Dibromochloromethane	1,2-Dichloroethane	Diisopropyl ether	Ethylbenzene	Hexachloro-1,3-butadiene	Isopropylbenzene (Cumene)	Methylene Chloride	Methyl-tert-butyl ether	Naphthalene	n-Propylbenzene	Styrene	Tetrachloroethene	Toluene	Trichloroethene	Trichlorofluoromethane	1,2,3-Trichloropropane	1,2,4-Trimethylbenzene	1,3,5-Trimethylbenzene	Vinyl chloride	Xylene (Total)	m&p-Xylene	o-Xylene	C5 - C8 Aliphatics	C9 - C12 Aliphatics	C9 - C10 Aromatics	VPH (Total)
NCAC 2L Standards				**15**	**1**	**NE**	**NE**	**0.6**	**4**	**10**	**70**	**70**	**3000**	**70**	**3**	**100**	**0.4**	**0.4**	**70**	**600**	**0.4**	**70**	**5**	**20**	**6**	**70**	**70**	**0.7**	**600**	**3**	**2000**	**0.005**	**400**	**400**	**0.03**	**500**	**500**	**500**	**400**	**700**	**200**	**NE**
IMAC Standards				**--**	**--**	**--**	**--**	**--**	**--**	**--**	**--**	**--**	**--**	**--**	**--**	**--**	**--**	**--**	**--**	**--**	**--**	**--**	**--**	**--**	**--**	**--**	**--**	**--**	**--**	**--**	**--**	**--**	**--**	**--**	**--**	**--**	**--**	**--**	**--**	**--**	**--**
92543881	Trip Blank	N/A	06/11/2021	NA	<0.5	<0.5	<0.5	<0.5	<0.5	<5	<0.5	<0.5	<1	<0.5	<1	<0.5	<0.5	<0.5	<0.5	<0.5	<2	<0.5	<2	<0.5	<2	<0.5	<0.5	<0.5	<0.5	<0.5	<1	<0.5	<0.5	<0.5	<1	<1.5	<1	<0.5	NA	NA	NA	NA
92544305	Trip Blank	N/A	06/15/2021	NA	<0.5	<0.5	<0.5	<0.5	<0.5	<5	<0.5	<0.5	<1	<0.5	<1	<0.5	<0.5	<0.5	<0.5	<0.5	<2	<0.5	<2	<0.5	<2	<0.5	<0.5	<0.5	<0.5	<0.5	<1	<0.5	<0.5	<0.5	<1	<1.5	<1	<0.5	NA	NA	NA	NA
92547898	Trip Blank	N/A	07/06/2021	NA	<0.5	<0.5	<0.5	<0.5	<0.5	<5	<0.5	<0.5	<1	<0.5	<1	<0.5	<0.5	<0.5	<0.5	<0.5	<2	<0.5	<2	<0.5	<2	<0.5	<0.5	<0.5	<0.5	<0.5	<1	<0.5	<0.5	<0.5	<1	<1	<1	<0.5	NA	NA	NA	NA
92547901	Trip Blank	N/A	07/06/2021	NA	<0.5	<0.5	<0.5	<0.5	<0.5	<5	<0.5	<0.5	<1	<0.5	<1	<0.5	<0.5	<0.5	<0.5	<0.5	<2	<0.5	<2	<0.5	<2	<0.5	<0.5	<0.5	<0.5	<0.5	<1	<0.5	<0.5	<0.5	<1	<1.5	<1	<0.5	NA	NA	NA	NA
92548170	Trip Blank	N/A	07/07/2021	NA	<0.5	<0.5	<0.5	<0.5	<0.5	<5	<0.5	<0.5	<1	<0.5	<1	<0.5	<0.5	<0.5	<0.5	<0.5	<2	<0.5	<2	<0.5	<2	<0.5	<0.5	<0.5	<0.5	<0.5	<1	<0.5	<0.5	<0.5	<1	<1.5	<1	<0.5	NA	NA	NA	NA
92548168	Trip Blank	N/A	07/07/2021	NA	<0.5	<0.5	<0.5	<0.5	<0.5	<5	<0.5	<0.5	<1	<0.5	<1	<0.5	<0.5	<0.5	<0.5	<0.5	<2	<0.5	<2	<0.5	<2	<0.5	<0.5	<0.5	<0.5	<0.5	<1	<0.5	<0.5	<0.5	<1	<1.5	<1	<0.5	NA	NA	NA	NA
92548169	Trip Blank	NA	07/07/2021	NA	<0.5	<0.5	<0.5	<0.5	<0.5	<5	<0.5	<0.5	<1	<0.5	<1	<0.5	<0.5	<0.5	<0.5	<0.5	<2	<0.5	<2	<0.5	<2	<0.5	<0.5	<0.5	<0.5	<0.5	<1	<0.5	<0.5	<0.5	<1	<1.5	<1	<0.5	NA	NA	NA	NA
92548527	Trip Blank	N/A	07/08/2021	NA	<0.5	<0.5	<0.5	<0.5	<0.5	<5	<0.5	<0.5	<1	<0.5	<1	<0.5	<0.5	<0.5	<0.5	<0.5	<2	<0.5	<2	<0.5	<2	<0.5	<0.5	<0.5	<0.5	<0.5	<1	<0.5	<0.5	<0.5	<1	<1.5	<1	<0.5	NA	NA	NA	NA
92548518	Trip Blank	N/A	07/08/2021	NA	<0.5	<0.5	<0.5	<0.5	<0.5	<5	<0.5	<0.5	<1	<0.5	<1	<0.5	<0.5	<0.5	<0.5	<0.5	<2	<0.5	<2	<0.5	<2	<0.5	<0.5	<0.5	<0.5	<0.5	<1	<0.5	<0.5	<0.5	<1	<1.5	<1	<0.5	NA	NA	NA	NA
92548519	Trip Blank	N/A	07/08/2021	NA	<0.5	<0.5	<0.5	<0.5	<0.5	<5	<0.5	<0.5	<1	<0.5	<1	<0.5	<0.5	<0.5	<0.5	<0.5	<2	<0.5	<2	<0.5	<2	<0.5	<0.5	<0.5	<0.5	<0.5	<1	<0.5	<0.5	<0.5	<1	<1.5	<1	<0.5	NA	NA	NA	NA
92548787	TRIP BLANK	N/A	07/09/2021	NA	<0.5	<0.5	<0.5	<0.5	<0.5	<5	<0.5	<0.5	<1	<0.5	<1	<0.5	<0.5	<0.5	<0.5	<0.5	<2	<0.5	<2	<0.5	<2	<0.5	<0.5	<0.5	<0.5	<0.5	<1	<0.5	<0.5	<0.5	<1	<1.5	<1	<0.5	NA	NA	NA	NA
92551297	TRIP BLANK	N/A	07/22/2021	NA	<0.5	<0.5	<0.5	<0.5	<0.5	<5	<0.5	<0.5	<1	<0.5	<1	<0.5	<0.5	<0.5	<0.5	<0.5	<2	<0.5	<2	<0.5	<2	<0.5	<0.5	<0.5	<0.5	<0.5	<1	<0.5	<0.5	<0.5	<1	<1.5	<1	<0.5	NA	NA	NA	NA
92551300	TRIP BLANK	N/A	07/22/2021	NA	<0.5	NA	NA	NA	NA	NA	NA	NA	NA	NA	NA	NA	NA	NA	NA	NA	NA	NA	NA	NA	NA	NA	NA	NA	NA	NA	NA	NA	NA	NA	NA	NA	NA	NA	NA	NA	NA	NA
92553065	TRIP BLANK	N/A	08/02/2021	NA	<0.5	<0.5	<0.5	<0.5	<0.5	<5	<0.5	<0.5	<1	<0.5	<1	<0.5	<0.5	<0.5	<0.5	<0.5	<2	<0.5	<2	<0.5	<2	<0.5	<0.5	<0.5	<0.5	<0.5	<1	<0.5	<0.5	<0.5	<1	<1.5	<1	<0.5	NA	NA	NA	NA
92552929	TRIP BLANK	N/A	08/02/2021	NA	<0.5	<0.5	<0.5	<0.5	<0.5	<5	<0.5	<0.5	<1	<0.5	<1	<0.5	<0.5	<0.5	<0.5	<0.5	<2	<0.5	<2	<0.5	<2	<0.5	<0.5	<0.5	<0.5	<0.5	<1	<0.5	<0.5	<0.5	<1	<1.5	<1	<0.5	NA	NA	NA	NA
92553185	TRIP BLANK	N/A	08/03/2021	NA	<0.5	<0.5	<0.5	<0.5	<0.5	<5	<0.5	<0.5	<1	<0.5	<1	<0.5	<0.5	<0.5	<0.5	<0.5	<2	<0.5	<2	<0.5	<2	<0.5	<0.5	<0.5	<0.5	<0.5	<1	<0.5	<0.5	<0.5	<1	<1.5	<1	<0.5	NA	NA	NA	NA
92553189	TRIP BLANK	N/A	08/03/2021	NA	<0.5	<0.5	<0.5	<0.5	<0.5	<5	<0.5	<0.5	<1	<0.5	<1	<0.5	<0.5	<0.5	<0.5	<0.5	<2	<0.5	<2	<0.5	<2	<0.5	<0.5	<0.5	<0.5	<0.5	<1	<0.5	<0.5	<0.5	<1	<1.5	<1	<0.5	NA	NA	NA	NA
92553563	TRIP BLANK	NA	08/04/2021	NA	<0.5	<0.5	<0.5	<0.5	<0.5	<5	<0.5	<0.5	<1	<0.5	<1	<0.5	<0.5	<0.5	<0.5	<0.5	<2	<0.5	<2	<0.5	<2	<0.5	<0.5	<0.5	<0.5	<0.5	<1	<0.5	<0.5	<0.5	<1	<1.5	<1	<0.5	NA	NA	NA	NA
92553519	TRIP BLANK	NA	08/04/2021	NA	<0.5	<0.5	<0.5	<0.5	<0.5	<5	<0.5	<0.5	<1	<0.5	<1	<0.5	<0.5	<0.5	<0.5	<0.5	<2	<0.5	<2	<0.5	<2	<0.5	<0.5	<0.5	<0.5	<0.5	<1	<0.5	<0.5	<0.5	<1	<1.5	<1	<0.5	NA	NA	NA	NA
92554137	Trip Blank	NA	08/05/2021	NA	<0.5	<0.5	<0.5	<0.5	<0.5	<5	<0.5	<0.5	<1	<0.5	<1	<0.5	<0.5	<0.5	<0.5	<0.5	<2	<0.5	<2	<0.5	<2	<0.5	<0.5	<0.5	<0.5	<0.5	<1	<0.5	<0.5	<0.5	<1	<1.5	<1	<0.5	NA	NA	NA	NA
92554285	TB-2	NA	08/06/2021	NA	<0.5	<0.5	<0.5	<0.5	<0.5	<5	<0.5	<0.5	<1	<0.5	<1	<0.5	<0.5	<0.5	<0.5	<0.5	<2	<0.5	<2	<0.5	<2	<0.5	<0.5	<0.5	<0.5	<0.5	<1	<0.5	<0.5	<0.5	<1	<1.5	<1	<0.5	NA	NA	NA	NA
92554285	Trip Blank	NA	08/06/2021	NA	<0.5	<0.5	<0.5	<0.5	<0.5	<5	<0.5	<0.5	<1	<0.5	<1	<0.5	<0.5	<0.5	<0.5	<0.5	<2	<0.5	<2	<0.5	<2	<0.5	<0.5	<0.5	<0.5	<0.5	<1	<0.5	<0.5	<0.5	<1	<1.5	<1	<0.5	NA	NA	NA	NA
92558448	TRIP BLANK	NA	08/30/2021	NA	<0.5	<0.5	<0.5	<0.5	<0.5	<5	<0.5	<0.5	<1	<0.5	<1	<0.5	<0.5	<0.5	<0.5	<0.5	<2	<0.5	<2	<0.5	<2	<0.5	<0.5	<0.5	<0.5	<0.5	<1	<0.5	<0.5	<0.5	<1	<1.5	<1	<0.5	NA	NA	NA	NA
92558450	TRIP BLANK	NA	08/30/2021	NA	<0.5	<0.5	<0.5	<0.5	<0.5	<5	<0.5	<0.5	<1	<0.5	<1	<0.5	<0.5	<0.5	<0.5	<0.5	<2	<0.5	<2	<0.5	<2	<0.5	<0.5	<0.5	<0.5	<0.5	<1	<0.5	<0.5	<0.5	<1	<1.5	<1	<0.5	NA	NA	NA	NA
92558446	TRIP BLANK	NA	08/30/2021	NA	<0.5	<0.5	<0.5	<0.5	<0.5	<5	<0.5	<0.5	<1	<0.5	<1	<0.5	<0.5	<0.5	<0.5	<0.5	<2	<0.5	<2	<0.5	<2	<0.5	<0.5	<0.5	<0.5	<0.5	<1	<0.5	<0.5	<0.5	<1	<1.5	<1	<0.5	NA	NA	NA	NA
92558740	TRIP BLANK	NA	08/31/2021	NA	<0.5	<0.5	<0.5	<0.5	<0.5	<5	<0.5	<0.5	<1	<0.5	<1	<0.5	<0.5	<0.5	<0.5	<0.5	<2	<0.5	<2	<0.5	<2	<0.5	<0.5	<0.5	<0.5	<0.5	<1	<0.5	<0.5	<0.5	<1	<1.5	<1	<0.5	NA	NA	NA	NA
92558738	TRIP BLANK	NA	08/31/2021	NA	<0.5	<0.5	<0.5	<0.5	<0.5	<5	<0.5	<0.5	<1	<0.5	<1	<0.5	<0.5	<0.5	<0.5	<0.5	<2	<0.5	<2	<0.5	<2	<0.5	<0.5	<0.5	<0.5	<0.5	<1	<0.5	<0.5	<0.5	<1	<1.5	<1	<0.5	NA	NA	NA	NA
92559014	TRIP BLANK-1	NA	09/01/2021	NA	<0.5	<0.5	<0.5	<0.5	<0.5	<5	<0.5	<0.5	<1	<0.5	<1	<0.5	<0.5	<0.5	<0.5	<0.5	<2	<0.5	<2	<0.5	<2	<0.5	<0.5	<0.5	<0.5	<0.5	<1	<0.5	<0.5	<0.5	<1	<1.5	<1	<0.5	NA	NA	NA	NA
92559014	TRIP BLANK-2	NA	09/01/2021	NA	<0.5	<0.5	<0.5	<0.5	<0.5	<5	<0.5	<0.5	<1	<0.5	<1	<0.5	<0.5	<0.5	<0.5	<0.5	<2	<0.5	<2	<0.5	<2	<0.5	<0.5	<0.5	<0.5	<0.5	<1	<0.5	<0.5	<0.5	<1	<1.5	<1	<0.5	NA	NA	NA	NA
92559014	TRIP BLANK-3	NA	09/01/2021	NA	<0.5	<0.5	<0.5	<0.5	<0.5	<5	<0.5	<0.5	<1	<0.5	<1	<0.5	<0.5	<0.5	<0.5	<0.5	<2	<0.5	<2	<0.5	<2	<0.5	<0.5	<0.5	<0.5	<0.5	<1	<0.5	<0.5	<0.5	<1	<1.5	<1	<0.5	NA	NA	NA	NA
92559334	TRIP BLANK	NA	09/02/2021	NA	<0.5	<0.5	<0.5	<0.5	<0.5	<5	<0.5	<0.5	<1	<0.5	<1	<0.5	<0.5	<0.5	<0.5	<0.5	<2	<0.5	<2	<0.5	<2	<0.5	<0.5	<0.5	<0.5	<0.5	<1	<0.5	<0.5	<0.5	<1	<1.5	<1	<0.5	NA	NA	NA	NA
92559360	TRIP-1	NA	09/02/2021	NA	<0.5	<0.5	<0.5	<0.5	<0.5	<5	<0.5	<0.5	<1	<0.5	<1	<0.5	<0.5	<0.5	<0.5	<0.5	<2	<0.5	<2	<0.5	<2	<0.5	<0.5	<0.5	<0.5	<0.5	<1	<0.5	<0.5	<0.5	<1	<1.5	<1	<0.5	NA	NA	NA	NA
92559360	TRIP-2	NA	09/02/2021	NA	<0.5	<0.5	<0.5	<0.5	<0.5	<5	<0.5	<0.5	<1	<0.5	<1	<0.5	<0.5	<0.5	<0.5	<0.5	<2	<0.5	<2	<0.5	<2	<0.5	<0.5	<0.5	<0.5	<0.5	<1	<0.5	<0.5	<0.5	<1	<1.5	<1	<0.5	NA	NA	NA	NA
92559360	TRIP-3	NA	09/02/2021	NA	<0.5	<0.5	<0.5	<0.5	<0.5	<5	<0.5	<0.5	<1	<0.5	<1	<0.5	<0.5	<0.5	<0.5	<0.5	<2	<0.5	<2	<0.5	<2	<0.5	<0.5	<0.5	<0.5	<0.5	<1	<0.5	<0.5	<0.5	<1	<1.5	<1	<0.5	NA	NA	NA	NA
92563487	TRIP BLANK	NA	09/27/2021	NA	<0.5	<0.5	<0.5	<0.5	<0.5	<2	<0.5	<0.5	<0.5	<0.5	<1	<0.5	<0.5	<0.5	<0.5	<0.5	<0.5	<0.5	<0.5	<0.6	<0.5	**0.90J**	<0.5	<0.5	<0.5	<0.5	<0.5	<0.5	<0.5	<0.5	<0.5	<0.5	<1.5	<1	<0.5	NA	NA	NA	NA
92563804	TRIP BLANK	NA	09/28/2021	NA	<0.5	<0.5	<0.5	<0.5	<1	<5	<0.5	<0.5	<0.5	<0.5	<0.6	<0.5	<0.5	<0.5	<0.5	<0.5	<0.5	<0.6	<0.5	**0.73J**	<0.5	<0.5	<0.5	<0.5	<0.5	<0.5	<0.5	<0.5	<0.5	<0.5	<0.5	<1.5	<1	<0.5	NA	NA	NA	NA
92564084	TRIP BLANK	NA	09/29/2021	NA	<0.5	<0.5	<0.5	<0.5	<0.5	<2	<0.5	<0.5	<0.5	<0.5	<2	<0.5	<0.5	<0.5	<0.5	<0.5	<0.5	<0.6	<0.5	**0.64J**	<0.5	<0.5	<0.5	<0.5	<0.5	<0.5	<0.5	<0.5	<0.5	<0.5	<0.5	<1.5	<1	<0.5	<100	<100	<100	NA
92564327	TRIP BLANK	NA	09/30/2021	NA	<0.5	<0.5	<0.5	<0.5	<1	<5	<0.5	<0.5	<0.5	<0.5	<0.6	<0.5	<0.5	<0.5	<0.5	<0.5	<0.5	<0.6	<0.5	**0.61J**	<0.5	<0.5	<0.5	<0.5	<0.5	<0.5	<0.5	<0.5	<0.5	<0.5	<0.5	<1.5	<1	<0.5	NA	NA	NA	NA
92564336	TRIP BLANK	NA	09/30/2021	NA	<0.5	<0.5	<0.5	<0.5	<1	<5	<0.5	<0.5	<0.5	<0.5	<0.6	<0.5	<0.5	<0.5	<0.5	<0.5	<0.5	<0.6	<0.5	**0.66J**	<0.5	<0.5	<0.5	<0.5	<0.5	<0.5	<0.5	<0.5	<0.5	<0.5	<0.5	<1.5	<1	<0.5	NA	NA	NA	NA
92564333	TRIP BLANK	NA	09/30/2021	NA	<0.5	<0.5	<0.5	<0.5	<1	<5	<0.5	<0.5	<0.5	<0.5	<0.6	<0.5	<0.5	<0.5	<0.5	<0.5	<0.5	<0.6	<0.5	**0.75J**	<0.5	<0.5	<0.5	<0.5	<0.5	<0.5	<0.5	<0.5	<0.5	<0.5	<0.5	<1.5	<1	<0.5	<100	<100	<100	NA
92565572	Trip Blank	NA	10/07/2021	NA	<0.5	<0.5	<0.5	<0.5	<0.5	<5	<0.5	<0.5	<1	<0.5	<1	<0.5	<0.5	<0.5	<0.5	<0.5	<2	<0.5	<2	<0.5	<2	<0.5	<0.5	<0.5	<0.5	<0.5	<1	<0.5	<0.5	<0.5	<1	<1.5	<1	<0.5	NA	NA	NA	NA
92564680	TRIP BLANK	NA	10/04/2021	NA	<0.5	<0.5	<0.5	<0.5	<1	<5	<0.5	<0.5	<0.5	<0.5	<0.6	<0.5	<0.5	<0.5	<0.5	<0.5	<0.5	<0.6	<0.5	**1.0J**	<0.5	<0.5	<0.5	<0.5	<0.5	<0.5	<0.5	<0.5	<0.5	<0.5	<0.5	<1.5	<1	<0.5	NA	NA	NA	NA
92564679	TRIP BLANK	NA	10/04/2021	NA	<0.5	<0.5	<0.5	<0.5	<1	<5	<0.5	<0.5	<0.5	<0.5	<0.6	<0.5	<0.5	<0.5	<0.5	<0.5	<0.5	<0.6	<0.5	**0.92J**	<0.5	<0.5	<0.5	<0.5	<0.5	<0.5	<0.5	<0.5	<0.5	<0.5	<0.5	<1.5	<1	<0.5	NA	NA	NA	NA
92564770	TRIP BLANK	NA	10/05/2021	NA	<0.5	<0.5	<0.5	<0.5	<1	<5	<0.5	<0.5	<0.5	<0.5	<0.6	<0.5	<0.5	<0.5	<0.5	<0.5	<0.5	<0.6	<0.5	**1.0J**	<0.5	<0.5	<0.5	<0.5	<0.5	<0.5	<0.5	<0.5	<0.5	<0.5	<0.5	<1.5	<1	<0.5	NA	NA	NA	NA
92564678	TRIP BLANK	NA	10/04/2021	NA	<0.5	<0.5	<0.5	<0.5	<1	<5	<0.5	<0.5	<0.5	<0.5	<0.6	<0.5	<0.5	<0.5	<0.5	<0.5	<0.5	<0.6	<0.5	**1.1J**	<0.5	<0.5	<0.5	<0.5	<0.5	<0.5	<0.5	<0.5	<0.5	<0.5	<0.5	<1.5	<1	<0.5	NA	NA	NA	NA
92566046	TRIP BLANK_20211011	NA	10/11/2021	NA	<0.5	<0.5	<0.5	<0.5	<0.5	<2	<0.5	<0.5	<0.5	<0.5	<2	<0.5	<0.5	<0.5	<0.5	<0.5	<0.5	<0.6	<0.5	**1.1J**	<0.5	<0.5	<0.5	<0.5	<0.5	<0.5	<0.5	<0.5	<0.5	<0.5	<0.5	<1.5	<1	<0.5	NA	NA	NA	NA
92569880	TRIP BLANK	NA	11/01/2021	NA	<0.5	<0.5	<0.5	<0.5	<0.5	<5	<0.5	<0.5	<1	<0.5	<1	<0.5	<0.5	<0.5	<0.5	<0.5	<2	<0.5	<2	<0.5	<2	<0.5	<0.5	<0.5	<0.5	<0.5	<1	<0.5	<0.5	<0.5	<1	<1.5	<1	<0.5	NA	NA	NA	NA
92569881	TRIP BLANK	NA	11/01/2021	NA	<0.5	<0.5	<0.5	<0.5	<0.5	<5	<0.5	<0.5	<1	<0.5	<1	<0.5	<0.5	<0.5	<0.5	<0.5	<2	<0.5	<2	<0.5	<2	<0.5	<0.5	<0.5	<0.5	<0.5	<1	<0.5	<0.5	<0.5	<1	<1.5	<1	<0.5	NA	NA	NA	NA
92569882	TRIP BLANK	NA	11/01/2021	NA	<0.5	<0.5	<0.5	<0.5	<0.5	<5	<0.5	<0.5	<1	<0.5	<1	<0.5	<0.5	<0.5	<0.5	<0.5	<2	<0.5	<2	<0.5	<2	<0.5	<0.5	<0.5	<0.5	<0.5	<1	<0.5	<0.5	<0.5	<1	<1.5	<1	<0.5	NA	NA	NA	NA
92570178	TRIP BLANK	NA	11/02/2021	NA	<0.5	<0.5	<0.5	<0.5	<0.5	<5	<0.5	<0.5	<1	<0.5	<1	<0.5	<0.5	<0.5	<0.5	<0.5	<2	<0.5	<2	<0.5	<2	<0.5	<0.5	<0.5	<0.5	<0.5	<1	<0.5	<0.5	<0.5	<1	<1.5	<1	<0.5	NA	NA	NA	NA
92570181	TRIP BLANK-1	NA	11/02/2021	NA	<0.5	<0.5	<0.5	<0.5	<0.5	<5	<0.5	<0.5	<1	<0.5	<1	<0.5	<0.5	<0.5	<0.5	<0.5	<2	<0.5	<2	<0.5	<2	<0.5	<0.5	<0.5	<0.5	<0.5	<1	<0.5	<0.5	<0.5	<1	<1.5	<1	<0.5	NA	NA	NA	NA
92570181	TRIP BLANK-2	NA	11/02/2021	NA	<0.5	<0.5	<0.5	<0.5	<0.5	<5	<0.5	<0.5	<1	<0.5	<1	<0.5	<0.5	<0.5	<0.5	<0.5	<2	<0.5	<2	<0.5	<2	<0.5	<0.5	<0.5	<0.5	<0.5	<1	<0.5	<0.5	<0.5	<1	<1.5	<1	<0.5	NA	NA	NA	NA
92570483	TRIP BLANK	NA	11/03/2021	NA	<0.5	<0.5	<0.5	<0.5	<0.5	<5	<0.5	<0.5	<1	<0.5	<1	<0.5	<0.5	<0.5	<0.5	<0.5	<2	<0.5	<2	<0.5	<2	<0.5	<0.5	<0.5	<0.5	<0.5	<1	<0.5	<0.5	<0.5	<1	<1.5	<1	<0.5	NA	NA	NA	NA
92570816	TRIP BLANK	NA	11/04/2021	NA	<0.5	<0.5	<0.5	<0.5	<0.5	<5	<0.5	<0.5	<1	<0.5	<1	<0.5	<0.5	<0.5	<0.5	<0.5	<2	<0.5	<2	<0.5	<2	<0.5	<0.5	<0.5	<0.5	<0.5	<1	<0.5	<0.5	<0.5	<1	<1.5	<1	<0.5	NA	NA	NA	NA
92571046	TRIP BLANK	NA	11/05/2021	NA	<0.5	<0.5	<0.5	<0.5	<0.5	<5	<0.5	<0.5	<1	<0.5	<1	<0.5	<0.5	<0.5	<0.5	<0.5	<2	<0.5	<2	<0.5	<2	<0.5	<0.5	<0.5	<0.5	<0.5	<1	<0.5	<0.5	<0.5	<1	<1.5	<1	<0.5	NA	NA	NA	NA

Table 5A
Summary of Monitoring Well Sampling Results

Colonial Pipeline Company
2020-L1-SR2448
Huntersville, North Carolina

Lab Report Number	Sample ID	Well ID	Sample Date	Metals (µg/L)	VOCs (µg/L)																																MADEP VPH (µg/L)			
				Lead	Benzene	Bromobenzene	Bromochloromethane	Bromodichloromethane	Bromoform	Bromomethane	n-Butylbenzene	sec-Butylbenzene	Chloroethane	Chloroform	Chloromethane	2-Chlorotoluene	Dibromochloromethane	1,2-Dichloroethane	Diisopropyl ether	Ethylbenzene	Hexachloro-1,3-butadiene	Isopropylbenzene (Cumene)	Methylene Chloride	Methyl-tert-butyl ether	Naphthalene	n-Propylbenzene	Styrene	Tetrachloroethene	Toluene	Trichloroethene	Trichlorofluoromethane	1,2,3-Trichloropropane	1,2,4-Trimethylbenzene	1,3,5-Trimethylbenzene	Vinyl chloride	Xylene (Total)	m&p-Xylene	o-Xylene	C5 - C8 Aliphatics	C9 - C12 Aliphatics	C9 - C10 Aromatics	VPH (Total)
NCAC 2L Standards				**15**	**1**	**NE**	**NE**	**0.6**	**4**	**10**	**70**	**70**	**3000**	**70**	**3**	**100**	**0.4**	**0.4**	**70**	**600**	**0.4**	**70**	**5**	**20**	**6**	**70**	**70**	**0.7**	**600**	**3**	**2000**	**0.005**	**400**	**400**	**0.03**	**500**	**500**	**500**	**400**	**700**	**200**	**NE**
IMAC Standards				**--**	**--**	**--**	**--**	**--**	**--**	**--**	**--**	**--**	**--**	**--**	**--**	**--**	**--**	**--**	**--**	**--**	**--**	**--**	**--**	**--**	**--**	**--**	**--**	**--**	**--**	**--**	**--**	**--**	**--**	**--**	**--**	**--**	**--**	**--**	**--**	**--**	**--**
92571040	TRIP BLANK	NA	11/05/2021	NA	<0.5	<0.5	<0.5	<0.5	<0.5	<5	<0.5	<0.5	<1	<0.5	<1	<0.5	<0.5	<0.5	<0.5	<0.5	<2	<0.5	<2	<0.5	<2	<0.5	<0.5	<0.5	<0.5	<0.5	<1	<0.5	<0.5	<0.5	<1	<1.5	<1	<0.5	NA	NA	NA	NA
92573585	TRIP BLANK	NA	11/19/2021	NA	<0.5	<0.5	<0.5	<0.5	<0.5	<5	<0.5	<0.5	<1	<0.5	<1	<0.5	<0.5	<0.5	<0.5	<0.5	<2	<0.5	<2	<0.5	<2	<0.5	<0.5	<0.5	<0.5	<0.5	<1	<0.5	<0.5	<0.5	<1	<1.5	<1	<0.5	NA	NA	NA	NA
92574910	TRIP BLANK	NA	11/30/2021	NA	<0.5	<0.5	<0.5	<0.5	<0.5	<5	<0.5	<0.5	<1	<0.5	<1	<0.5	<0.5	<0.5	<0.5	<0.5	<2	<0.5	<2	<0.5	<2	<0.5	<0.5	<0.5	<0.5	<0.5	<1	<0.5	<0.5	<0.5	<1	<1.5	<1	<0.5	NA	NA	NA	NA
92574894	TRIP BLANK	NA	11/30/2021	NA	<0.5	<0.5	<0.5	<0.5	<0.5	<5	<0.5	<0.5	<1	<0.5	<1	<0.5	<0.5	<0.5	<0.5	<0.5	<2	<0.5	<2	<0.5	<2	<0.5	<0.5	<0.5	<0.5	<0.5	<1	<0.5	<0.5	<0.5	<1	<1.5	<1	<0.5	NA	NA	NA	NA
92574905	TRIP BLANK	NA	11/30/2021	NA	<0.5	<0.5	<0.5	<0.5	<0.5	<5	<0.5	<0.5	<1	<0.5	<1	<0.5	<0.5	<0.5	<0.5	<0.5	<2	<0.5	<2	<0.5	<2	<0.5	<0.5	<0.5	<0.5	<0.5	<1	<0.5	<0.5	<0.5	<1	<1.5	<1	<0.5	<50	<50	<50	<50
92574898	TRIP BLANK	NA	11/30/2021	NA	<0.5	<0.5	<0.5	<0.5	<0.5	<5	<0.5	<0.5	<1	<0.5	<1	<0.5	<0.5	<0.5	<0.5	<0.5	<2	<0.5	<2	<0.5	<2	<0.5	<0.5	<0.5	<0.5	<0.5	<1	<0.5	<0.5	<0.5	<1	<1.5	<1	<0.5	NA	NA	NA	NA
92575208	TRIP BLANK	NA	12/01/2021	NA	<0.5	<0.5	<0.5	<0.5	<0.5	<5	<0.5	<0.5	<1	<0.5	<1	<0.5	<0.5	<0.5	<0.5	<0.5	<2	<0.5	<2	<0.5	<2	<0.5	<0.5	<0.5	<0.5	<0.5	<1	<0.5	<0.5	<0.5	<1	<1.5	<1	<0.5	NA	NA	NA	NA
92575462	Trip Blank	NA	12/01/2021	NA	<0.5	<0.5	<0.5	<0.5	<0.5	<5	<0.5	<0.5	<1	<0.5	<1	<0.5	<0.5	<0.5	<0.5	<0.5	<2	<0.5	<2	<0.5	<2	<0.5	<0.5	<0.5	<0.5	<0.5	<1	<0.5	<0.5	<0.5	<1	<1.5	<1	<0.5	NA	NA	NA	NA
92575206	TRIP BLANK	NA	12/01/2021	NA	<0.5	<0.5	<0.5	<0.5	<0.5	<5	<0.5	<0.5	<1	<0.5	<1	<0.5	<0.5	<0.5	<0.5	<0.5	<2	<0.5	<2	<0.5	<2	<0.5	<0.5	<0.5	<0.5	<0.5	<1	<0.5	<0.5	<0.5	<1	<1.5	<1	<0.5	NA	NA	NA	NA
92575479	TRIP BLANK	NA	12/02/2021	NA	<0.5	<0.5	<0.5	<0.5	<0.5	<5	<0.5	<0.5	<1	<0.5	<1	<0.5	<0.5	<0.5	<0.5	<0.5	<2	<0.5	<2	<0.5	<2	<0.5	<0.5	<0.5	<0.5	<0.5	<1	<0.5	<0.5	<0.5	<1	<1.5	<1	<0.5	<50	<50	<50	<50
92575654	Trip Blank	NA	12/02/2021	NA	<0.5	<0.5	<0.5	<0.5	<0.5	<5	<0.5	<0.5	<1	<0.5	<1	<0.5	<0.5	<0.5	<0.5	<0.5	<2	<0.5	<2	<0.5	<2	<0.5	<0.5	<0.5	<0.5	<0.5	<1	<0.5	<0.5	<0.5	<1	<1.5	<1	<0.5	NA	NA	NA	NA
92575770	TRIP BLANK	NA	12/03/2021	NA	<0.5	<0.5	<0.5	<0.5	<0.5	<5	<0.5	<0.5	<1	<0.5	<1	<0.5	<0.5	<0.5	<0.5	<0.5	<2	<0.5	<2	<0.5	<2	<0.5	<0.5	<0.5	<0.5	<0.5	<1	<0.5	<0.5	<0.5	<1	<1.5	<1	<0.5	NA	NA	NA	NA
92578676	TRIP BLANK	NA	12/16/2021	NA	<0.5	<0.5	<0.5	<0.5	<0.5	<5	<0.5	<0.5	<1	<0.5	<1	<0.5	<0.5	<0.5	<0.5	<0.5	<2	<0.5	<2	<0.5	<2	<0.5	<0.5	<0.5	<0.5	<0.5	<1	<0.5	<0.5	<0.5	<1	<1.5	<1	<0.5	NA	NA	NA	NA
92580647	TRIP BLANK	NA	01/03/2022	NA	<0.5	<0.5	<0.5	<0.5	<0.5	<5	<0.5	<0.5	<1	<0.5	<1	<0.5	<0.5	<0.5	<0.5	<0.5	<2	<0.5	<2	<0.5	<2	<0.5	<0.5	<0.5	<0.5	<0.5	<1	<0.5	<0.5	<0.5	<1	<1.5	<1	<0.5	NA	NA	NA	NA
92580642	TRIP BLANK	NA	01/03/2022	NA	<0.5	<0.5	<0.5	<0.5	<0.5	<5	<0.5	<0.5	<1	<0.5	<1	<0.5	<0.5	<0.5	<0.5	<0.5	<2	<0.5	<2	<0.5	<2	<0.5	<0.5	<0.5	<0.5	<0.5	<1	<0.5	<0.5	<0.5	<1	<1.5	<1	<0.5	NA	NA	NA	NA
92580644	TRIP BLANK	NA	01/03/2022	NA	<0.5	<0.5	<0.5	<0.5	<0.5	<5	<0.5	<0.5	<1	<0.5	<1	<0.5	<0.5	<0.5	<0.5	<0.5	<2	<0.5	<2	<0.5	<2	<0.5	<0.5	<0.5	<0.5	<0.5	<1	<0.5	<0.5	<0.5	<1	<1.5	<1	<0.5	NA	NA	NA	NA
92580901	TRIP BLANK	NA	01/04/2022	NA	<0.5	<0.5	<0.5	<0.5	<0.5	<5	<0.5	<0.5	<1	<0.5	<1	<0.5	<0.5	<0.5	<0.5	<0.5	<2	<0.5	<2	<0.5	<2	<0.5	<0.5	<0.5	<0.5	<0.5	<1	<0.5	<0.5	<0.5	<1	<1.5	<1	<0.5	NA	NA	NA	NA
92580903	TRIP BLANK	NA	01/04/2022	NA	<0.5	<0.5	<0.5	<0.5	<0.5	<5	<0.5	<0.5	<1	<0.5	<1	<0.5	<0.5	<0.5	<0.5	<0.5	<2	<0.5	<2	<0.5	<2	<0.5	<0.5	<0.5	<0.5	<0.5	<1	<0.5	<0.5	<0.5	<1	<1.5	<1	<0.5	NA	NA	NA	NA
92581193	TRIP BLANK	NA	01/05/2022	NA	<0.5	<0.5	<0.5	<0.5	<0.5	<5	<0.5	<0.5	<1	<0.5	<1	<0.5	<0.5	<0.5	<0.5	<0.5	<2	<0.5	<2	<0.5	<2	<0.5	<0.5	<0.5	<0.5	<0.5	<1	<0.5	<0.5	<0.5	<1	<1.5	<1	<0.5	NA	NA	NA	NA
92583209	TRIP BLANK	NA	01/05/2022	NA	<0.5	<0.5	<0.5	<0.5	<0.5	<5	<0.5	<0.5	<1	<0.5	<1	<0.5	<0.5	<0.5	<0.5	<0.5	<2	<0.5	<2	<0.5	<2	<0.5	<0.5	<0.5	<0.5	<0.5	<1	<0.5	<0.5	<0.5	<1	<1.5	<1	<0.5	NA	NA	NA	NA
92583376	TRIP BLANK	NA	01/06/2022	NA	<0.5	<0.5	<0.5	<0.5	<0.5	<5	<0.5	<0.5	<1	<0.5	<1	<0.5	<0.5	<0.5	<0.5	<0.5	<2	<0.5	<2	<0.5	<2	<0.5	<0.5	<0.5	<0.5	<0.5	<1	<0.5	<0.5	<0.5	<1	<1.5	<1	<0.5	NA	NA	NA	NA
92581679	TRIP BLANK	NA	01/07/2022	NA	<0.5	<0.5	<0.5	<0.5	<0.5	<5	<0.5	<0.5	<1	<0.5	<1	<0.5	<0.5	<0.5	<0.5	<0.5	<2	<0.5	<2	<0.5	<2	<0.5	<0.5	<0.5	<0.5	<0.5	<1	<0.5	<0.5	<0.5	<1	<1.5	<1	<0.5	NA	NA	NA	NA
92581742	TRIP BLANK	NA	01/07/2022	NA	<0.5	<0.5	<0.5	<0.5	<0.5	<5	<0.5	<0.5	<1	<0.5	<1	<0.5	<0.5	<0.5	<0.5	<0.5	<2	<0.5	<2	<0.5	<2	<0.5	<0.5	<0.5	<0.5	<0.5	<1	<0.5	<0.5	<0.5	<1	<1.5	<1	<0.5	NA	NA	NA	NA
92581834	TRIP BLANK	NA	01/10/2022	NA	<0.5	<0.5	<0.5	<0.5	<0.5	<5	<0.5	<0.5	<1	<0.5	<1	<0.5	<0.5	<0.5	<0.5	<0.5	<2	<0.5	<2	<0.5	<2	<0.5	<0.5	<0.5	<0.5	<0.5	<1	<0.5	<0.5	<0.5	<1	<1.5	<1	<0.5	NA	NA	NA	NA
92585316	TRIP BLANK	NA	01/31/2022	NA	<0.5	<0.5	<0.5	<0.5	<0.5	<5	<0.5	<0.5	<1	<0.5	<1	<0.5	<0.5	<0.5	<0.5	<0.5	<2	<0.5	<2	<0.5	<2	<0.5	<0.5	<0.5	<0.5	<0.5	<1	<0.5	<0.5	<0.5	<1	<1.5	<1	<0.5	NA	NA	NA	NA
92585314	TRIP BLANK	NA	01/31/2022	NA	<0.5	<0.5	<0.5	<0.5	<0.5	<5	<0.5	<0.5	<1	<0.5	<1	<0.5	<0.5	<0.5	<0.5	<0.5	<2	<0.5	<2	<0.5	<2	<0.5	<0.5	<0.5	<0.5	<0.5	<1	<0.5	<0.5	<0.5	<1	<1.5	<1	<0.5	NA	NA	NA	NA
92585315	TRIP BLANK	NA	01/31/2022	NA	<0.5	<0.5	<0.5	<0.5	<0.5	<5	<0.5	<0.5	<1	<0.5	<1	<0.5	<0.5	<0.5	<0.5	<0.5	<2	<0.5	<2	<0.5	<2	<0.5	<0.5	<0.5	<0.5	<0.5	<1	<0.5	<0.5	<0.5	<1	<1.5	<1	<0.5	NA	NA	NA	NA
92585559	TRIP BLANK	NA	02/01/2022	NA	<0.5	<0.5	<0.5	<0.5	<0.5	<5	<0.5	<0.5	<1	<0.5	<1	<0.5	<0.5	<0.5	<0.5	<0.5	<2	<0.5	<2	<0.5	<2	<0.5	<0.5	<0.5	<0.5	<0.5	<1	<0.5	<0.5	<0.5	<1	<1.5	<1	<0.5	NA	NA	NA	NA
92585562	TRIP BLANK	NA	02/01/2022	NA	<0.5	<0.5	<0.5	<0.5	<0.5	<5	<0.5	<0.5	<1	<0.5	<1	<0.5	<0.5	<0.5	<0.5	<0.5	<2	<0.5	<2	<0.5	<2	<0.5	<0.5	<0.5	<0.5	<0.5	<1	<0.5	<0.5	<0.5	<1	<1.5	<1	<0.5	NA	NA	NA	NA
92585560	TRIP BLANK	NA	02/01/2022	NA	<0.5	<0.5	<0.5	<0.5	<0.5	<5	<0.5	<0.5	<1	<0.5	<1	<0.5	<0.5	<0.5	<0.5	<0.5	<2	<0.5	<2	<0.5	<2	<0.5	<0.5	<0.5	<0.5	<0.5	<1	<0.5	<0.5	<0.5	<1	<1.5	<1	<0.5	NA	NA	NA	NA
92585899	TRIP BLANK	NA	02/02/2022	NA	<0.5	<0.5	<0.5	<0.5	<0.5	<5	<0.5	<0.5	<1	<0.5	<1	<0.5	<0.5	<0.5	<0.5	<0.5	<2	<0.5	<2	<0.5	<2	<0.5	<0.5	<0.5	<0.5	<0.5	<1	<0.5	<0.5	<0.5	<1	<1.5	<1	<0.5	NA	NA	NA	NA
92585897	TRIP BLANK	NA	02/02/2022	NA	<0.5	<0.5	<0.5	<0.5	<0.5	<5	<0.5	<0.5	<1	<0.5	<1	<0.5	<0.5	<0.5	<0.5	<0.5	<2	<0.5	<2	<0.5	<2	<0.5	<0.5	<0.5	<0.5	<0.5	<1	<0.5	<0.5	<0.5	<1	<1.5	<1	<0.5	NA	NA	NA	NA
92585900	TRIP BLANK	NA	02/02/2022	NA	<0.5	<0.5	<0.5	<0.5	<0.5	<5	<0.5	<0.5	<1	<0.5	<1	<0.5	<0.5	<0.5	<0.5	<0.5	<2	<0.5	<2	<0.5	<2	<0.5	<0.5	<0.5	<0.5	<0.5	<1	<0.5	<0.5	<0.5	<1	<1.5	<1	<0.5	NA	NA	NA	NA
92590512	TRIP BLANK	NA	02/28/2022	NA	<0.5	<0.5	<0.5	<0.5	<0.5	<5	<0.5	<0.5	<1	<0.5	<1	<0.5	<0.5	<0.5	<0.5	<0.5	<2	<0.5	<2	<0.5	<2	<0.5	<0.5	<0.5	<0.5	<0.5	<1	<0.5	<0.5	<0.5	<1	<1.5	<1	<0.5	NA	NA	NA	NA
92590516	TRIP BLANK	NA	02/28/2022	NA	<0.5	<0.5	<0.5	<0.5	<0.5	<5	<0.5	<0.5	<1	<0.5	<1	<0.5	<0.5	<0.5	<0.5	<0.5	<2	<0.5	<2	<0.5	<2	<0.5	<0.5	<0.5	<0.5	<0.5	<1	<0.5	<0.5	<0.5	<1	<1.5	<1	<0.5	NA	NA	NA	NA
92590515	TRIP BLANK	NA	02/28/2022	NA	<0.5	<0.5	<0.5	<0.5	<0.5	<5	<0.5	<0.5	<1	<0.5	<1	<0.5	<0.5	<0.5	<0.5	<0.5	<2	<0.5	<2	<0.5	<2	<0.5	<0.5	<0.5	<0.5	<0.5	<1	<0.5	<0.5	<0.5	<1	<1.5	<1	<0.5	NA	NA	NA	NA
92590778	TRIP BLANK	NA	03/01/2022	NA	<0.5	<0.5	<0.5	<0.5	<0.5	<5	<0.5	<0.5	<1	<0.5	<1	<0.5	<0.5	<0.5	<0.5	<0.5	<2	<0.5	<2	<0.5	<2	<0.5	<0.5	<0.5	<0.5	<0.5	<1	<0.5	<0.5	<0.5	<1	<1.5	<1	<0.5	NA	NA	NA	NA
92590784	TRIP BLANK	NA	03/01/2022	NA	<0.5	<0.5	<0.5	<0.5	<0.5	<5	<0.5	<0.5	<1	<0.5	<1	<0.5	<0.5	<0.5	<0.5	<0.5	<2	<0.5	<2	<0.5	<2	<0.5	<0.5	<0.5	<0.5	<0.5	<1	<0.5	<0.5	<0.5	<1	<1.5	<1	<0.5	NA	NA	NA	NA
92591052	TRIP BLANK	NA	03/02/2022	NA	<0.5	<0.5	<0.5	<0.5	<0.5	<5	<0.5	<0.5	<1	<0.5	<1	<0.5	<0.5	<0.5	<0.5	<0.5	<2	<0.5	<2	<0.5	<2	<0.5	<0.5	<0.5	<0.5	<0.5	<1	<0.5	<0.5	<0.5	<1	<1.5	<1	<0.5	NA	NA	NA	NA
92591151	TRIP BLANK	NA	03/02/2022	NA	<0.5	<0.5	<0.5	<0.5	<0.5	<5	<0.5	<0.5	<1	<0.5	<1	<0.5	<0.5	<0.5	<0.5	<0.5	<2	<0.5	<2	<0.5	<2	<0.5	<0.5	<0.5	<0.5	<0.5	<1	<0.5	<0.5	<0.5	<1	<1.5	<1	<0.5	NA	NA	NA	NA
92591327	TRIP BLANK 1	NA	03/03/2022	NA	<0.5	<0.5	<0.5	<0.5	<0.5	<5	<0.5	<0.5	<1	<0.5	<1	<0.5	<0.5	<0.5	<0.5	<0.5	<2	<0.5	<2	<0.5	<2	<0.5	<0.5	<0.5	<0.5	<0.5	<1	<0.5	<0.5	<0.5	<1	<1.5	<1	<0.5	NA	NA	NA	NA
92591327	TRIP BLANK 2	NA	03/03/2022	NA	<0.5	<0.5	<0.5	<0.5	<0.5	<5	<0.5	<0.5	<1	<0.5	<1	<0.5	<0.5	<0.5	<0.5	<0.5	<2	<0.5	<2	<0.5	<2	<0.5	<0.5	<0.5	<0.5	<0.5	<1	<0.5	<0.5	<0.5	<1	<1.5	<1	<0.5	NA	NA	NA	NA
92591324	TRIP BLANK 3	NA	03/03/2022	NA	<0.5	<0.5	<0.5	<0.5	<0.5	<5	<0.5	<0.5	<1	<0.5	<1	<0.5	<0.5	<0.5	<0.5	<0.5	<2	<0.5	<2	<0.5	<2	<0.5	<0.5	<0.5	<0.5	<0.5	<1	<0.5	<0.5	<0.5	<1	<1.5	<1	<0.5	NA	NA	NA	NA
92596954	TRIP BLANK	NA	04/04/2022	NA	<0.5	<0.5	<0.5	<0.5	<0.5	<5	<0.5	<0.5	<1	<0.5	<1	<0.5	<0.5	<0.5	<0.5	<0.5	<2	<0.5	<2	<0.5	<2	<0.5	<0.5	<0.5	<0.5	<0.5	<1	<0.5	<0.5	<0.5	<1	<1.5	<1	<0.5	NA	NA	NA	NA
92596955	TRIP BLANK	NA	04/04/2022	NA	<0.5	<0.5	<0.5	<0.5	<0.5	<5	<0.5	<0.5	<1	<0.5	<1	<0.5	<0.5	<0.5	<0.5	<0.5	<2	<0.5	**2.0**	<0.5	<2	<0.5	<0.5	<0.5	<0.5	<0.5	<1	<0.5	<0.5	<0.5	<1	<1.5	<1	<0.5	NA	NA	NA	NA
92596957	TRIP BLANK	NA	04/04/2022	NA	<0.5	<0.5	<0.5	<0.5	<0.5	<5	<0.5	<0.5	<1	<0.5	<1	<0.5	<0.5	<0.5	<0.5	<0.5	<2	<0.5	**2.4**	<0.5	<2	<0.5	<0.5	<0.5	<0.5	<0.5	<1	<0.5	<0.5	<0.5	<1	<1.5	<1	<0.5	NA	NA	NA	NA
92597241	TRIP BLANK	NA	04/05/2022	NA	<0.5	<0.5	<0.5	<0.5	<0.5	<5	<0.5	<0.5	<1	<0.5	<1	<0.5	<0.5	<0.5	<0.5	<0.5	<2	<0.5	<2	<0.5	<2	<0.5	<0.5	<0.5	<0.5	<0.5	<1	<0.5	<0.5	<0.5	<1	<1.5	<1	<0.5	NA	NA	NA	NA
92597250	TRIP BLANK	NA	04/05/2022	NA	<0.5	<0.5	<0.5	<0.5	<0.5	<5	<0.5	<0.5	<1	<0.5	<1	<0.5	<0.5	<0.5	<0.5	<0.5	<2	<0.5	<2	<0.5	<2	<0.5	<0.5	<0.5	<0.5	<0.5	<1	<0.5	<0.5	<0.5	<1	<1.5	<1	<0.5	NA	NA	NA	NA
92597623	TB-G	NA	04/06/2022	NA	<0.5	<0.5	<0.5	<0.5	<0.5	<5	<0.5	<0.5	<1	<0.5	<1	<0.5	<0.5	<0.5	<0.5	<0.5	<2	<0.5	<2	<0.5	<2	<0.5	<0.5	<0.5	<0.5	<0.5	<1	<0.5	<0.5	<0.5	<1	<1.5	<1	<0.5	NA	NA	NA	NA
92597624	TB-Y1	NA	04/06/2022	NA	<0.5	<0.5	<0.5	<0.5	<0.5	<5	<0.5	<0.5	<1	<0.5	<1	<0.5	<0.5	<0.5	<0.5	<0.5	<2	<0.5	<2	<0.5	<2	<0.5	<0.5	<0.5	<0.5	<0.5	<1	<0.5	<0.5	<0.5	<1	<1.5	<1	<0.5	NA	NA	NA	NA
92597624	TB-Y2	NA	04/06/2022	NA	<0.5	<0.5	<0.5	<0.5	<0.5	<5	<0.5	<0.5	<1	<0.5	<1	<0.5	<0.5	<0.5	<0.5	<0.5	<2	<0.5	<2	<0.5	<2	<0.5	<0.5	<0.5	<0.5	<0.5	<1	<0.5	<0.5	<0.5	<1	<1.5	<1	<0.5	NA	NA	NA	NA
92598233	TB-Y1	NA	04/07/2022	NA	<0.5	<0.5	<0.5	<0.5	<0.5	<5	<0.5	<0.5	<1	<0.5	<1	<0.5	<0.5	<0.5	<0.5	<0.5	<2	<0.5	<2	<0.5	<2	<0.5	<0.5	<0.5	<0.5	<0.5	<1	<0.5	<0.5	<0.5	<1	<1.5	<1	<0.5	NA	NA	NA	NA
92598233	TB-Y2	NA	04/07/2022	NA	<0.5	<0.5	<0.5	<0.5	<0.5	<5	<0.5	<0.5	<1	<0.5	<1	<0.5	<0.5	<0.5	<0.5	<0.5	<2	<0.5	<2	<0.5	<2	<0.5	<0.5	<0.5	<0.5	<0.5	<1	<0.5	<0.5	<0.5	<1	<1.5	<1	<0.5	NA	NA	NA	NA
92598325	TB-Y	NA	04/08/2022	NA	<0.5	<0.5	<0.5	<0.5	<0.5	<5	<0.5	<0.5	<1	<0.5	<1	<0.5	<0.5	<0.5	<0.5	<0.5	<2	<0.5	<2	<0.5	<2	<0.5	<0.5	<0.5	<0.5	<0.5	<1	<0.5	<0.5	<0.5	<1	<1.5	<1	<0.5	NA	NA	NA	NA
92602190	TRIP BLANK	NA	05/02/2022	NA	<0.5	<0.5	<0.5	<0.5	<0.5	<5	<0.5	<0.5	<1	<0.5	<1	<0.5	<0.5	<0.5	<0.5	<0.5	<2	<0.5	<2	<0.5	<2	<0.5	<0.5	<0.5	<0.5	<0.5	<1	<0.5	<0.5	<0.5	<1	<1.5	<1	<0.5	NA	NA	NA	NA

Table 5A
Summary of Monitoring Well Sampling Results

Colonial Pipeline Company
2020-L1-SR2448
Huntersville, North Carolina

Lab Report Number	Sample ID	Well ID	Sample Date	Metals (µg/L)	VOCs (µg/L)																															MADEP VPH (µg/L)			
				Lead	Benzene	Bromobenzene	Bromochloromethane	Bromodichloromethane	Bromoform	Bromomethane	n-Butylbenzene	sec-Butylbenzene	Chloroethane	Chloroform	Chloromethane	2-Chlorotoluene	Dibromochloromethane	1,2-Dichloroethane	Diisopropyl ether	Ethylbenzene	Hexachloro-1,3-butadiene	Isopropylbenzene (Cumene)	Methylene Chloride	Methyl-tert-butyl ether	Naphthalene	n-Propylbenzene	Styrene	Tetrachloroethene	Toluene	Trichloroethene	Trichlorofluoromethane	1,2,3-Trichloropropane	1,2,4-Trimethylbenzene	1,3,5-Trimethylbenzene	Vinyl chloride	Xylene (Total)	m&p-Xylene	o-Xylene	C5 - C8 Aliphatics	C9 - C12 Aliphatics	C9 - C10 Aromatics	VPH (Total)
NCAC 2L Standards				**15**	**1**	**NE**	**NE**	**0.6**	**4**	**10**	**70**	**70**	**3000**	**70**	**3**	**100**	**0.4**	**0.4**	**70**	**600**	**0.4**	**70**	**5**	**20**	**6**	**70**	**70**	**0.7**	**600**	**3**	**2000**	**0.005**	**400**	**400**	**0.03**	**500**	**500**	**500**	**400**	**700**	**200**	**NE**
IMAC Standards				**--**	**--**	**--**	**--**	**--**	**--**	**--**	**--**	**--**	**--**	**--**	**--**	**--**	**--**	**--**	**--**	**--**	**--**	**--**	**--**	**--**	**--**	**--**	**--**	**--**	**--**	**--**	**--**	**--**	**--**	**--**	**--**	**--**	**--**	**--**	**--**	**--**	**--**
92602194	TRIP BLANK	NA	05/02/2022	NA	<0.5	<0.5	<0.5	<0.5	<0.5	<5	<0.5	<0.5	<1	<0.5	<1	<0.5	<0.5	<0.5	<0.5	<0.5	<2	<0.5	<2	<0.5	<2	<0.5	<0.5	<0.5	<0.5	<0.5	<1	<0.5	<0.5	<0.5	<1	<1.5	<1	<0.5	NA	NA	NA	NA
92602436	T1	NA	05/03/2022	NA	<0.5	<0.5	<0.5	<0.5	<0.5	<5	<0.5	<0.5	<1	<0.5	<1	<0.5	<0.5	<0.5	<0.5	<0.5	<2	<0.5	<2	<0.5	<2	<0.5	<0.5	<0.5	<0.5	<0.5	<1	<0.5	<0.5	<0.5	<1	<1.5	<1	<0.5	NA	NA	NA	NA
92602442	T2	NA	05/03/2022	NA	<0.5	<0.5	<0.5	<0.5	<0.5	<5	<0.5	<0.5	<1	<0.5	<1	<0.5	<0.5	<0.5	<0.5	<0.5	<2	<0.5	<2	<0.5	<2	<0.5	<0.5	<0.5	<0.5	<0.5	<1	<0.5	<0.5	<0.5	<1	<1.5	<1	<0.5	NA	NA	NA	NA
92602439	TRIP BLANK	NA	05/03/2022	NA	<0.5	<0.5	<0.5	<0.5	<0.5	<5	<0.5	<0.5	<1	<0.5	<1	<0.5	<0.5	<0.5	<0.5	<0.5	<2	<0.5	<2	<0.5	<2	<0.5	<0.5	<0.5	<0.5	<0.5	<1	<0.5	<0.5	<0.5	<1	<1.5	<1	<0.5	NA	NA	NA	NA
92602788	T1	NA	05/04/2022	NA	<0.5	<0.5	<0.5	<0.5	<0.5	<5	<0.5	<0.5	<1	<0.5	<1	<0.5	<0.5	<0.5	<0.5	<0.5	<2	<0.5	<2	<0.5	<2	<0.5	<0.5	<0.5	<0.5	<0.5	<1	<0.5	<0.5	<0.5	<1	<1.5	<1	<0.5	NA	NA	NA	NA
92602788	T2	NA	05/04/2022	NA	<0.5	<0.5	<0.5	<0.5	<0.5	<5	<0.5	<0.5	<1	<0.5	<1	<0.5	<0.5	<0.5	<0.5	<0.5	<2	<0.5	<2	<0.5	<2	<0.5	<0.5	<0.5	<0.5	<0.5	<1	<0.5	<0.5	<0.5	<1	<1.5	<1	<0.5	NA	NA	NA	NA
92602787	TB	NA	05/04/2022	NA	<0.5	<0.5	<0.5	<0.5	<0.5	<5	<0.5	<0.5	<1	<0.5	<1	<0.5	<0.5	<0.5	<0.5	<0.5	<2	<0.5	<2	<0.5	<2	<0.5	<0.5	<0.5	<0.5	<0.5	<1	<0.5	<0.5	<0.5	<1	<1.5	<1	<0.5	NA	NA	NA	NA
92603086	TB1	NA	05/05/2022	NA	<0.5	<0.5	<0.5	<0.5	<0.5	<5	<0.5	<0.5	<1	<0.5	<1	<0.5	<0.5	<0.5	<0.5	<0.5	<2	<0.5	<2	<0.5	<2	<0.5	<0.5	<0.5	<0.5	<0.5	<1	<0.5	<0.5	<0.5	<1	<1.5	<1	<0.5	NA	NA	NA	NA
92603086	TB2	NA	05/05/2022	NA	<0.5	<0.5	<0.5	<0.5	<0.5	<5	<0.5	<0.5	<1	<0.5	<1	<0.5	<0.5	<0.5	<0.5	<0.5	<2	<0.5	<2	<0.5	<2	<0.5	<0.5	<0.5	<0.5	<0.5	<1	<0.5	<0.5	<0.5	<1	<1.5	<1	<0.5	NA	NA	NA	NA
92603086	TB3	NA	05/05/2022	NA	<0.5	<0.5	<0.5	<0.5	<0.5	<5	<0.5	<0.5	<1	<0.5	<1	<0.5	<0.5	<0.5	<0.5	<0.5	<2	<0.5	<2	<0.5	<2	<0.5	<0.5	<0.5	<0.5	<0.5	<1	<0.5	<0.5	<0.5	<1	<1.5	<1	<0.5	NA	NA	NA	NA
92603263	TRIP BLANK	NA	05/06/2022	NA	<0.5	<0.5	<0.5	<0.5	<0.5	<5	<0.5	<0.5	<1	<0.5	<1	<0.5	<0.5	<0.5	<0.5	<0.5	<2	<0.5	<2	<0.5	<2	<0.5	<0.5	<0.5	<0.5	<0.5	<1	<0.5	<0.5	<0.5	<1	<1.5	<1	<0.5	NA	NA	NA	NA
92604502	TRIP BLANK	NA	05/13/2022	NA	<0.5	<0.5	<0.5	<0.5	<0.5	<5	<0.5	<0.5	<1	<0.5	<1	<0.5	<0.5	<0.5	<0.5	<0.5	<2	<0.5	<2	<0.5	<2	<0.5	<0.5	<0.5	<0.5	<0.5	<1	<0.5	<0.5	<0.5	<1	<1.5	<1	<0.5	NA	NA	NA	NA
92605866	TRIP BLANK	NA	05/23/2022	NA	<0.5	<0.5	<0.5	<0.5	<0.5	<5	<0.5	<0.5	<1	<0.5	<1	<0.5	<0.5	<0.5	<0.5	<0.5	<2	<0.5	<2	<0.5	<2	<0.5	<0.5	<0.5	<0.5	<0.5	<1	<0.5	<0.5	<0.5	<1	<1.5	<1	<0.5	NA	NA	NA	NA
92607179	TRIP BLANK	NA	05/31/2022	NA	<0.5	<0.5	<0.5	<0.5	<0.5	<5	<0.5	<0.5	<1	<0.5	<1	<0.5	<0.5	<0.5	<0.5	<0.5	<2	<0.5	<2	<0.5	<2	<0.5	<0.5	<0.5	<0.5	<0.5	<1	<0.5	<0.5	<0.5	<1	<1.5	<1	<0.5	NA	NA	NA	NA
92607180	TRIP BLANK	NA	05/31/2022	NA	<0.5	<0.5	<0.5	<0.5	<0.5	<5	<0.5	<0.5	<1	<0.5	<1	<0.5	<0.5	<0.5	<0.5	<0.5	<2	<0.5	<2	<0.5	<2	<0.5	<0.5	<0.5	<0.5	<0.5	<1	<0.5	<0.5	<0.5	<1	<1.5	<1	<0.5	NA	NA	NA	NA
92607183	TRIP BLANK - 1	NA	05/31/2022	NA	<0.5	<0.5	<0.5	<0.5	<0.5	<5	<0.5	<0.5	<1	<0.5	<1	<0.5	<0.5	<0.5	<0.5	<0.5	<2	<0.5	<2	<0.5	<2	<0.5	<0.5	<0.5	<0.5	<0.5	<1	<0.5	<0.5	<0.5	<1	<1.5	<1	<0.5	NA	NA	NA	NA
92607183	TRIP BLANK -2	NA	05/31/2022	NA	<0.5	<0.5	<0.5	<0.5	<0.5	<5	<0.5	<0.5	<1	<0.5	<1	<0.5	<0.5	<0.5	<0.5	<0.5	<2	<0.5	<2	<0.5	<2	<0.5	<0.5	<0.5	<0.5	<0.5	<1	<0.5	<0.5	<0.5	<1	<1.5	<1	<0.5	NA	NA	NA	NA
92607409	T1	NA	06/01/2022	NA	<0.5	<0.5	<0.5	<0.5	<0.5	<5	<0.5	<0.5	<1	<0.5	<1	<0.5	<0.5	<0.5	<0.5	<0.5	<2	<0.5	<2	<0.5	<2	<0.5	<0.5	<0.5	<0.5	<0.5	<1	<0.5	<0.5	<0.5	<1	<1.5	<1	<0.5	NA	NA	NA	NA
92607409	T2	NA	06/01/2022	NA	<0.5	<0.5	<0.5	<0.5	<0.5	<5	<0.5	<0.5	<1	<0.5	<1	<0.5	<0.5	<0.5	<0.5	<0.5	<2	<0.5	<2	<0.5	<2	<0.5	<0.5	<0.5	<0.5	<0.5	<1	<0.5	<0.5	<0.5	<1	<1.5	<1	<0.5	NA	NA	NA	NA
92607411	TRIP BLANK	NA	06/01/2022	NA	<0.5	<0.5	<0.5	<0.5	<0.5	<5	<0.5	<0.5	<1	<0.5	<1	<0.5	<0.5	<0.5	<0.5	<0.5	<2	<0.5	<2	<0.5	<2	<0.5	<0.5	<0.5	<0.5	<0.5	<1	<0.5	<0.5	<0.5	<1	<1.5	<1	<0.5	NA	NA	NA	NA
92607679	TRIP BLANK 1	NA	06/02/2022	NA	<0.5	<0.5	<0.5	<0.5	<0.5	<5	<0.5	<0.5	<1	<0.5	<1	<0.5	<0.5	<0.5	<0.5	<0.5	<2	<0.5	<2	<0.5	<2	<0.5	<0.5	<0.5	<0.5	<0.5	<1	<0.5	<0.5	<0.5	<1	<1.5	<1	<0.5	NA	NA	NA	NA
92607679	TRIP BLANK 2	NA	06/02/2022	NA	<0.5	<0.5	<0.5	<0.5	<0.5	<5	<0.5	<0.5	<1	<0.5	<1	<0.5	<0.5	<0.5	<0.5	<0.5	<2	<0.5	<2	<0.5	<2	<0.5	<0.5	<0.5	<0.5	<0.5	<1	<0.5	<0.5	<0.5	<1	<1.5	<1	<0.5	NA	NA	NA	NA
92607679	TRIP BLANK 3	NA	06/02/2022	NA	<0.5	<0.5	<0.5	<0.5	<0.5	<5	<0.5	<0.5	<1	<0.5	<1	<0.5	<0.5	<0.5	<0.5	<0.5	<2	<0.5	<2	<0.5	<2	<0.5	<0.5	<0.5	<0.5	<0.5	<1	<0.5	<0.5	<0.5	<1	<1.5	<1	<0.5	NA	NA	NA	NA
92607872	TRIP BLANK - 1	NA	06/03/2022	NA	<0.5	<0.5	<0.5	<0.5	<0.5	<5	<0.5	<0.5	<1	<0.5	<1	<0.5	<0.5	<0.5	<0.5	<0.5	<2	<0.5	<2	<0.5	<2	<0.5	<0.5	<0.5	<0.5	<0.5	<1	<0.5	<0.5	<0.5	<1	<1.5	<1	<0.5	NA	NA	NA	NA
92607872	TRIP BLANK - 2	NA	06/03/2022	NA	<0.5	<0.5	<0.5	<0.5	<0.5	<5	<0.5	<0.5	<1	<0.5	<1	<0.5	<0.5	<0.5	<0.5	<0.5	<2	<0.5	<2	<0.5	<2	<0.5	<0.5	<0.5	<0.5	<0.5	<1	<0.5	<0.5	<0.5	<1	<1.5	<1	<0.5	NA	NA	NA	NA
92499587	EB-1-20201007	N/A	10/07/2020	<5	<0.5	<0.5	<0.5	<0.5	<0.5	<5	<0.5	<0.5	<1	<0.5	<1	<0.5	<0.5	<0.5	<0.5	<0.5	<2	<0.5	<2	<0.5	<2	<0.5	<0.5	<0.5	<0.5	<0.5	<1	<0.5	<0.5	<0.5	<1	<1.5	<1	<0.5	<100	<100	<100	<100
92499587	FB-1-20201007	N/A	10/07/2020	<5	<0.5	<0.5	<0.5	<0.5	<0.5	<5	<0.5	<0.5	<1	<0.5	<1	<0.5	<0.5	<0.5	<0.5	<0.5	<2	<0.5	<2	<0.5	<2	<0.5	<0.5	<0.5	<0.5	<0.5	<1	<0.5	<0.5	<0.5	<1	<1.5	<1	<0.5	<100	<100	<100	<100
92500605	EB-1-20201007	N/A	10/07/2020	<5	<0.5	<0.5	<0.5	<0.5	<0.5	<5	<0.5	<0.5	<1	<0.5	<1	<0.5	<0.5	<0.5	<0.5	<0.5	<2	<0.5	<2	<0.5	<2	<0.5	<0.5	<0.5	<0.5	<0.5	<1	<0.5	<0.5	<0.5	<1	<1.5	<1	<0.5	<100	<100	<100	<100
92500605	FB-1-20201007	N/A	10/07/2020	<5	<0.5	<0.5	<0.5	<0.5	<0.5	<5	<0.5	<0.5	<1	<0.5	<1	<0.5	<0.5	<0.5	<0.5	<0.5	<2	<0.5	<2	<0.5	<2	<0.5	<0.5	<0.5	<0.5	<0.5	<1	<0.5	<0.5	<0.5	<1	<1.5	<1	<0.5	<100	<100	<100	<100
92500606	EB-1-20201007	N/A	10/07/2020	<5	<0.5	<0.5	<0.5	<0.5	<0.5	<5	<0.5	<0.5	<1	<0.5	<1	<0.5	<0.5	<0.5	<0.5	<0.5	<2	<0.5	<2	<0.5	<2	<0.5	<0.5	<0.5	<0.5	<0.5	<1	<0.5	<0.5	<0.5	<1	<1.5	<1	<0.5	<100	<100	<100	<100
92500606	FB-1-20201007	N/A	10/07/2020	<5	<0.5	<0.5	<0.5	<0.5	<0.5	<5	<0.5	<0.5	<1	<0.5	<1	<0.5	<0.5	<0.5	<0.5	<0.5	<2	<0.5	<2	<0.5	<2	<0.5	<0.5	<0.5	<0.5	<0.5	<1	<0.5	<0.5	<0.5	<1	<1.5	<1	<0.5	<100	<100	<100	<100
92501616	FB-01-20201021	N/A	10/21/2020	<5	<0.5	<0.5	<0.5	<0.5	<0.5	<5	<0.5	<0.5	<1	<0.5	<1	<0.5	<0.5	<0.5	<0.5	<0.5	<2	<0.5	<2	<0.5	<2	<0.5	<0.5	<0.5	<0.5	<0.5	<1	<0.5	<0.5	<0.5	<1	<1.5	<1	<0.5	<100	<100	<100	<100
92501860	FB-2-20201022	N/A	10/22/2020	<5	<0.5	<0.5	<0.5	<0.5	<0.5	<5	<0.5	<0.5	<1	<0.5	<1	<0.5	<0.5	<0.5	<0.5	<0.5	<2	<0.5	<2	<0.5	<2	<0.5	<0.5	<0.5	<0.5	<0.5	<1	<0.5	<0.5	<0.5	<1	<1.5	<1	<0.5	<100	<100	<100	<100
92501960	FB-3-20201023	N/A	10/23/2020	<5	<0.5	<0.5	<0.5	<0.5	<0.5	<5	<0.5	<0.5	<1	<0.5	<1	<0.5	<0.5	<0.5	<0.5	<0.5	<2	<0.5	<2	<0.5	<2	<0.5	<0.5	<0.5	<0.5	<0.5	<1	<0.5	<0.5	<0.5	<1	<1.5	<1	<0.5	<100	<100	<100	<100
92508536	FB-01-20201130	N/A	11/30/2020	NA	<0.5	<0.5	<0.5	<0.5	<0.5	<5	<0.5	<0.5	<1	<0.5	<1	<0.5	<0.5	<0.5	<0.5	<0.5	<2	<0.5	<2	<0.5	<2	<0.5	<0.5	<0.5	<0.5	<0.5	<1	<0.5	<0.5	<0.5	<1	<1.5	<1	<0.5	<100	<100	<100	<100
92509251	FB-1-20201202	N/A	12/02/2020	NA	<0.5	<0.5	<0.5	<0.5	<0.5	<5	<0.5	<0.5	<1	<0.5	<1	<0.5	<0.5	<0.5	<0.5	<0.5	<2	<0.5	<2	<0.5	<2	<0.5	<0.5	<0.5	<0.5	<0.5	<1	<0.5	<0.5	<0.5	<1	<1.5	<1	<0.5	<100	<100	<100	<100
92509560	FB-1-20201203	N/A	12/03/2020	NA	<0.5	<0.5	<0.5	<0.5	<0.5	<5	<0.5	<0.5	<1	<0.5	<1	<0.5	<0.5	<0.5	<0.5	<0.5	<2	<0.5	<2	<0.5	<2	<0.5	<0.5	<0.5	<0.5	<0.5	<1	<0.5	<0.5	<0.5	<1	<1.5	<1	<0.5	<100	<100	<100	<100
92508881	FB-1-20201201	N/A	12/01/2020	NA	<0.5	<0.5	<0.5	<0.5	<0.5	<5	<0.5	<0.5	<1	<0.5	<1	<0.5	<0.5	<0.5	<0.5	<0.5	<2	<0.5	<2	<0.5	<2	<0.5	<0.5	<0.5	<0.5	<0.5	<1	<0.5	<0.5	<0.5	<1	<1.5	<1	<0.5	<100	<100	<100	<100
92514598	FB-1-20210104	N/A	01/04/2021	NA	<0.5	<0.5	<0.5	<0.5	<0.5	<5	<0.5	<0.5	<1	<0.5	<1	<0.5	<0.5	<0.5	<0.5	<0.5	<2	<0.5	<2	<0.5	<2	<0.5	<0.5	<0.5	<0.5	<0.5	<1	<0.5	<0.5	<0.5	<1	<1.5	<1	<0.5	<100	<100	<100	<100
92514898	FB-1-20210105	N/A	01/05/2021	NA	<0.5	<0.5	<0.5	<0.5	<0.5	<5	<0.5	<0.5	<1	<0.5	<1	<0.5	<0.5	<0.5	<0.5	<0.5	<2	<0.5	<2	<0.5	<2	<0.5	<0.5	<0.5	<0.5	<0.5	<1	<0.5	<0.5	<0.5	<1	<1.5	<1	<0.5	<100	<100	<100	<100
92514602	EB-1	N/A	01/04/2021	<5.0	<0.50	<0.50	<0.50	<0.50	<0.50	<5.0	<0.50	<0.50	<1.0	<0.50	<1.0	<0.50	<0.50	<0.50	<0.50	<0.50	<2.0	<0.50	<2.0	<0.50	<2.0	<0.50	<0.50	<0.50	<0.50	<0.50	<1.0	<0.50	<0.50	<0.50	<1.0	<1.5	<1.0	<0.50	<100	<100	<100	<100
92514602	FB-1	N/A	01/04/2021	<5.0	<0.50	<0.50	<0.50	<0.50	<0.50	<5.0	<0.50	<0.50	<1.0	<0.50	<1.0	<0.50	<0.50	<0.50	<0.50	<0.50	<2.0	<0.50	<2.0	<0.50	<2.0	<0.50	<0.50	<0.50	<0.50	<0.50	<1.0	<0.50	<0.50	<0.50	<1.0	<1.5	<1.0	<0.50	<100	<100	<100	<100
92514955	EB-1	N/A	01/05/2021	<5.0	<0.50	<0.50	<0.50	<0.50	<0.50	<5.0	<0.50	<0.50	<1.0	<0.50	<1.0	<0.50	<0.50	<0.50	<0.50	<0.50	<2.0	<0.50	<2.0	<0.50	<2.0	<0.50	<0.50	<0.50	<0.50	<0.50	<1.0	<0.50	<0.50	<0.50	<1.0	<1.5	<1.0	<0.50	<100	<100	<100	<100
92514955	FB-1	N/A	01/05/2021	<5.0	<0.50	<0.50	<0.50	<0.50	<0.50	<5.0	<0.50	<0.50	<1.0	<0.50	<1.0	<0.50	<0.50	<0.50	<0.50	<0.50	<2.0	<0.50	<2.0	<0.50	<2.0	<0.50	<0.50	<0.50	<0.50	<0.50	<1.0	<0.50	<0.50	<0.50	<1.0	<1.5	<1.0	<0.50	<100	<100	<100	<100
92515213	EB-3	N/A	01/06/2021	<5.0	<0.50	<0.50	<0.50	<0.50	<0.50	<5.0	<0.50	<0.50	<1.0	<0.50	<1.0	<0.50	<0.50	<0.50	<0.50	<0.50	<2.0	<0.50	<2.0	<0.50	<2.0	<0.50	<0.50	<0.50	<0.50	<0.50	<1.0	<0.50	<0.50	<0.50	<1.0	<1.5	<1.0	<0.50	<100	<100	<100	<100
92515213	FB-3	N/A	01/06/2021	<5.0	<0.50	<0.50	<0.50	<0.50	<0.50	<5.0	<0.50	<0.50	<1.0	<0.50	<1.0	<0.50	<0.50	<0.50	<0.50	<0.50	<2.0	<0.50	<2.0	<0.50	<2.0	<0.50	<0.50	<0.50	<0.50	<0.50	<1.0	<0.50	<0.50	<0.50	<1.0	<1.5	<1.0	<0.50	<100	<100	<100	<100
92515075	FB-1-20210106	N/A	01/06/2021	NA	<0.5	<0.5	<0.5	<0.5	<0.5	<5	<0.5	<0.5	<1	<0.5	<1	<0.5	<0.5	<0.5	<0.5	<0.5	<2	<0.5	<2	<0.5	<2	<0.5	<0.5	<0.5	<0.5	<0.5	<1	<0.5	<0.5	<0.5	<1	<1.5	<1	<0.5	<100	<100	<100	<100
92515543	EB-1-20210107	N/A	01/07/2021	**21.3**	<0.50	<0.50	<0.50	<0.50	<0.50	<5.0	<0.50	<0.50	<1.0	<0.50	<1.0	<0.50	<0.50	<0.50	<0.50	<0.50	<2.0	<0.50	<2.0	<0.50	<2.0	<0.50	<0.50	<0.50	<0.50	<0.50	<1.0	<0.50	<0.50	<0.50	<1.0	<1.5	<1.0	<0.50	<100	<100	<100	<100
92515543	FB-1-20210107	N/A	01/07/2021	<5.0	<0.50	<0.50	<0.50	<0.50	<0.50	<5.0	<0.50	<0.50	<1.0	<0.50	<1.0	<0.50	<0.50	<0.50	<0.50	<0.50	<2.0	<0.50	<2.0	<0.50	<2.0	<0.50	<0.50	<0.50	<0.50	<0.50	<1.0	<0.50	<0.50	<0.50	<1.0	<1.5	<1.0	<0.50	<100	<100	<100	<100
92515544	FB-1-20210107	N/A	01/07/2021	NA	<0.5	<0.5	<0.5	<0.5	<0.5	<5	<0.5	<0.5	<1	<0.5	<1	<0.5	<0.5	<0.5	<0.5	<0.5	<2	<0.5	<2	<0.5	<2	<0.5	<0.5	<0.5	<0.5	<0.5	<1	<0.5	<0.5	<0.5	<1	<1.5	<1	<0.5	<100	<100	<100	<100
92515755	EB-1-20210109	N/A	01/09/2021	**9.2**	<0.50	<0.50	<0.50	<0.50	<0.50	<5.0	<0.50	<0.50	<1.0	<0.50	<1.0	<0.50	<0.50	<0.50	<0.50	<0.50	<2.0	<0.50	<2.0	<0.50	<2.0	<0.50	<0.50	<0.50	<0.50	<0.50	<1.0	<0.50	<0.50	<0.50	<1.0	<1.5	<1.0	<0.50	<100	<100	<100	<100
92515755	FB-1-20210109	N/A	01/09/2021	<5.0	<0.50	<0.50	<0.50	<0.50	<0.50	<5.0	<0.50	<0.50	<1.0	<0.50	<1.0	<0.50	<0.50	<0.50	<0.50	<0.50	<2.0	<0.50	<2.0	<0.50	<2.0	<0.50	<0.50	<0.50	<0.50	<0.50	<1.0	<0.50	<0.50	<0.50	<1.0	<1.5	<1.0	<0.50	<100	<100	<100	<100
92515762	EB-6	N/A	01/10/2021	<5.0	<0.50	<0.50	<0.50	<0.50	<0.50	<5.0	<0.50	<0.50	<1.0	<0.50	<1.0	<0.50	<0.50	<0.50	<0.50	<0.50	<2.0	<0.50	<2.0	<0.50	<2.0	<0.50	<0.50	<0.50	<0.50	<0.50	<1.0	<0.50	<0.50	<0.50	<1.0	<1.5	<1.0	<0.50	<100	<100	<100	<100
92515762	FB-6	N/A	01/10/2021	<5.0	<0.50	<0.50	<0.50	<0.50	<0.50	<5.0	<0.50	<0.50	<1.0	<0.50	<1.0	<0.50	<0.50	<0.50	<0.50	<0.50	<2.0	<0.50	<2.0	<0.50	<2.0	<0.50	<0.50	<0.50	<0.50	<0.50	<1.0	<0.50	<0.50	<0.50	<1.0	<1.5	<1.0	<0.50	<100	<100	<100	<100
92515869	EB-7	N/A	01/11/2021	**6.9**	<0.50	<0.50	<0.50	<0.50	<0.50	<5.0	<0.50	<0.50	<1.0	<0.50	<1.0	<0.50	<0.50	<0.50	<0.50	<0.50	<2.0	<0.50	<2.0	<0.50	<2.0	<0.50	<0.50	<0.50	<0.50	<0.50	<1.0	<0.50	<0.50	<0.50	<1.0	<1.5	<1.0	<0.50	<100	<100	<100	<100

Table 5A
Summary of Monitoring Well Sampling Results

Colonial Pipeline Company
2020-L1-SR2448
Huntersville, North Carolina

Lab Report Number	Sample ID	Well ID	Sample Date	Metals (µg/L)	VOCs (µg/L)																															MADEP VPH (µg/L)			
				Lead	Benzene	Bromobenzene	Bromochloromethane	Bromodichloromethane	Bromoform	Bromomethane	n-Butylbenzene	sec-Butylbenzene	Chloroethane	Chloroform	Chloromethane	2-Chlorotoluene	Dibromochloromethane	1,2-Dichloroethane	Diisopropyl ether	Ethylbenzene	Hexachloro-1,3-butadiene	Isopropylbenzene (Cumene)	Methylene Chloride	Methyl-tert-butyl ether	Naphthalene	n-Propylbenzene	Styrene	Tetrachloroethene	Toluene	Trichloroethene	Trichlorofluoromethane	1,2,3-Trichloropropane	1,2,4-Trimethylbenzene	1,3,5-Trimethylbenzene	Vinyl chloride	Xylene (Total)	m&p-Xylene	o-Xylene	C5 - C8 Aliphatics	C9 - C12 Aliphatics	C9 - C10 Aromatics	VPH (Total)
NCAC 2L Standards				**15**	**1**	**NE**	**NE**	**0.6**	**4**	**10**	**70**	**70**	**3000**	**70**	**3**	**100**	**0.4**	**0.4**	**70**	**600**	**0.4**	**70**	**5**	**20**	**6**	**70**	**70**	**0.7**	**600**	**3**	**2000**	**0.005**	**400**	**400**	**0.03**	**500**	**500**	**500**	**400**	**700**	**200**	**NE**
IMAC Standards				--	--	--	--	--	--	--	--	--	--	--	--	--	--	--	--	--	--	--	--	--	--	--	--	--	--	--	--	--	--	--	--	--	--	--	--	--	--
92515869	FB-7	N/A	01/11/2021	<5.0	<0.50	<0.50	<0.50	<0.50	<0.50	<0.50	<0.50	<0.50	<1.0	<0.50	<1.0	<0.50	<0.50	<0.50	<0.50	<0.50	<2.0	<0.50	<2.0	<0.50	<2.0	<0.50	<0.50	<0.50	<0.50	<0.50	<1.0	<0.50	<0.50	<0.50	<1.0	<1.5	<1.0	<0.50	<100	<100	<100	<100
92516451	EB-8	N/A	01/12/2021	<5.0	<0.50	<0.50	<0.50	<0.50	<0.50	<0.50	<0.50	<0.50	<1.0	<0.50	<1.0	<0.50	<0.50	<0.50	<0.50	<0.50	<2.0	<0.50	<2.0	<0.50	<2.0	<0.50	<0.50	<0.50	<0.50	<0.50	<1.0	<0.50	<0.50	<0.50	<1.0	<1.5	<1.0	<0.50	<100	<100	<100	<100
92516451	FB-8	N/A	01/12/2021	<5.0	<0.50	<0.50	<0.50	<0.50	<0.50	<5.0	<0.50	<0.50	<1.0	<0.50	<1.0	<0.50	<0.50	<0.50	<0.50	<0.50	<2.0	<0.50	<2.0	<0.50	<2.0	<0.50	<0.50	<0.50	<0.50	<0.50	<1.0	<0.50	<0.50	<0.50	<1.0	<1.5	<1.0	<0.50	<100	<100	<100	<100
92516451	EB-9	N/A	01/13/2021	<5.0	<0.50	<0.50	<0.50	<0.50	<0.50	<5.0	<0.50	<0.50	<1.0	<0.50	<1.0	<0.50	<0.50	<0.50	<0.50	<0.50	<2.0	<0.50	<2.0	<0.50	<2.0	<0.50	<0.50	<0.50	<0.50	<0.50	<1.0	<0.50	<0.50	<0.50	<1.0	<1.5	<1.0	<0.50	<100	<100	<100	<100
92516451	FB-9	N/A	01/13/2021	<5.0	<0.50	<0.50	<0.50	<0.50	<0.50	<5.0	<0.50	<0.50	<1.0	<0.50	<1.0	<0.50	<0.50	<0.50	<0.50	<0.50	<2.0	<0.50	<2.0	<0.50	<2.0	<0.50	<0.50	<0.50	<0.50	<0.50	<1.0	<0.50	<0.50	<0.50	<1.0	<1.5	<1.0	<0.50	<100	<100	<100	<100
92520901	FB-1-20210208	N/A	02/08/2021	NA	<0.5	<0.5	<0.5	<0.5	<0.5	<5	<0.5	<0.5	<1	<0.5	<1	<0.5	<0.5	<0.5	<0.5	<0.5	<2	<0.5	<2	<0.5	<2	<0.5	<0.5	<0.5	<0.5	<0.5	<1	<0.5	<0.5	<0.5	<1	<1.5	<1	<0.5	<100	<100	<100	<100
92521237	FB-1-20210209	N/A	02/09/2021	NA	<0.5	<0.5	<0.5	<0.5	<0.5	<5	<0.5	<0.5	<1	<0.5	<1	<0.5	<0.5	<0.5	<0.5	<0.5	<2	<0.5	<2	<0.5	<2	<0.5	<0.5	<0.5	<0.5	<0.5	<1	<0.5	<0.5	<0.5	<1	<1.5	<1	<0.5	<100	<100	<100	<100
92521851	FB-1-20210211	N/A	02/11/2021	NA	<0.5	<0.5	<0.5	<0.5	<0.5	<5	<0.5	<0.5	<1	<0.5	<1	<0.5	<0.5	<0.5	<0.5	<0.5	<2	<0.5	<2	<0.5	<2	<0.5	<0.5	<0.5	<0.5	<0.5	<1	<0.5	<0.5	<0.5	<1	<1.5	<1	<0.5	<100	<100	<100	<100
92522123	EB-1-20210212	N/A	02/12/2021	<5	<0.5	<0.5	<0.5	<0.5	<0.5	<5	<0.5	<0.5	<1	<0.5	<1	<0.5	<0.5	<0.5	<0.5	<0.5	<2	<0.5	<2	<0.5	<2	<0.5	<0.5	<0.5	<0.5	<0.5	<1	<0.5	<0.5	<0.5	<1	<1.5	<1	<0.5	<100	<100	<100	<100
92522123	FB-1-20210212	N/A	02/12/2021	NA	<0.5	<0.5	<0.5	<0.5	<0.5	<5	<0.5	<0.5	<1	<0.5	<1	<0.5	<0.5	<0.5	<0.5	<0.5	<2	<0.5	<2	<0.5	<2	<0.5	<0.5	<0.5	<0.5	<0.5	<1	<0.5	<0.5	<0.5	<1	<1.5	<1	<0.5	<100	<100	<100	<100
92521555	EB-1-20210210	N/A	02/10/2021	<5	<0.5	<0.5	<0.5	<0.5	<0.5	<5	<0.5	<0.5	<1	<0.5	<1	<0.5	<0.5	<0.5	<0.5	<0.5	<2	<0.5	<2	<0.5	<2	<0.5	<0.5	<0.5	<0.5	<0.5	<1	<0.5	<0.5	<0.5	<1	<1.5	<1	<0.5	<100	<100	<100	<100
92521555	FB-1-20210210	N/A	02/10/2021	NA	<0.5	<0.5	<0.5	<0.5	<0.5	<5	<0.5	<0.5	<1	<0.5	<1	<0.5	<0.5	<0.5	<0.5	<0.5	<2	<0.5	<2	<0.5	<2	<0.5	<0.5	<0.5	<0.5	<0.5	<1	<0.5	<0.5	<0.5	<1	<1.5	<1	<0.5	<100	<100	<100	<100
92522267	EB-1-20210215	N/A	02/15/2021	<5	<0.5	<0.5	<0.5	<0.5	<0.5	<5	<0.5	<0.5	<1	<0.5	<1	<0.5	<0.5	<0.5	<0.5	<0.5	<2	<0.5	<2	<0.5	<2	<0.5	<0.5	<0.5	<0.5	<0.5	<1	<0.5	<0.5	<0.5	<1	<1.5	<1	<0.5	<100	<100	<100	<100
92522267	FB-1-20210215	N/A	02/15/2021	NA	<0.5	<0.5	<0.5	<0.5	<0.5	<5	<0.5	<0.5	<1	<0.5	<1	<0.5	<0.5	<0.5	<0.5	<0.5	<2	<0.5	<2	<0.5	<2	<0.5	<0.5	<0.5	<0.5	<0.5	<1	<0.5	<0.5	<0.5	<1	<1.5	<1	<0.5	<100	<100	<100	<100
92526264	EB-1-20210308	N/A	03/08/2021	<5	<0.5	<0.5	<0.5	<0.5	<0.5	<5	<0.5	<0.5	<1	<0.5	<1	<0.5	<0.5	<0.5	<0.5	<0.5	<2	<0.5	<2	<0.5	<2	<0.5	<0.5	<0.5	<0.5	<0.5	<1	<0.5	<0.5	<0.5	<1	<1.5	<1	<0.5	<100	<100	<100	<100
92526264	FB-1-20210308	N/A	03/08/2021	NA	<0.5	<0.5	<0.5	<0.5	<0.5	<5	<0.5	<0.5	<1	<0.5	<1	<0.5	<0.5	<0.5	<0.5	<0.5	<2	<0.5	<2	<0.5	<2	<0.5	<0.5	<0.5	<0.5	<0.5	<1	<0.5	<0.5	<0.5	<1	<1.5	<1	<0.5	<100	<100	<100	<100
92526616	FB-1-20210309	N/A	03/09/2021	<5.0	<0.5	<0.5	<0.5	<0.5	<0.5	<5	<0.5	<0.5	<1	<0.5	<1	<0.5	<0.5	<0.5	<0.5	<0.5	<2	<0.5	<2	<0.5	<2	<0.5	<0.5	<0.5	<0.5	<0.5	<1	<0.5	<0.5	<0.5	<1	<1.5	<1	<0.5	<100	<100	<100	<100
92526618	EB-1-20210309	N/A	03/09/2021	<5	<0.5	<0.5	<0.5	<0.5	<0.5	<5	<0.5	<0.5	<1	<0.5	<1	<0.5	<0.5	<0.5	<0.5	<0.5	<2	<0.5	<2	<0.5	<2	<0.5	<0.5	<0.5	<0.5	<0.5	<1	<0.5	<0.5	<0.5	<1	<1.5	<1	<0.5	<100	<100	<100	<100
92526989	FB-1-20210310	N/A	03/10/2021	NA	<0.5	<0.5	<0.5	<0.5	<0.5	<5	<0.5	<0.5	<1	<0.5	<1	<0.5	<0.5	<0.5	<0.5	<0.5	<2	<0.5	<2	<0.5	<2	<0.5	<0.5	<0.5	<0.5	<0.5	<1	<0.5	<0.5	<0.5	<1	<1.5	<1	<0.5	<100	<100	<100	<100
92526977	EB-1-20210310	N/A	03/10/2021	<5	<0.5	<0.5	<0.5	<0.5	<0.5	<5	<0.5	<0.5	<1	<0.5	<1	<0.5	<0.5	<0.5	<0.5	<0.5	<2	<0.5	<2	<0.5	<2	<0.5	<0.5	<0.5	<0.5	<0.5	<1	<0.5	<0.5	<0.5	<1	<1.5	<1	<0.5	<100	<100	<100	<100
92527326	EB-1-20210311	N/A	03/11/2021	<5	<0.5	<0.5	<0.5	<0.5	<0.5	<5	<0.5	<0.5	<1	<0.5	<1	<0.5	<0.5	<0.5	<0.5	<0.5	<2	<0.5	<2	<0.5	<2	<0.5	<0.5	<0.5	<0.5	<0.5	<1	<0.5	<0.5	<0.5	<1	<1.5	<1	<0.5	<50	<50	<50	<50
92527326	FB-1-20210311	N/A	03/11/2021	NA	<0.5	<0.5	<0.5	<0.5	<0.5	<5	<0.5	<0.5	<1	<0.5	<1	<0.5	<0.5	<0.5	<0.5	<0.5	<2	<0.5	<2	<0.5	<2	<0.5	<0.5	<0.5	<0.5	<0.5	<1	<0.5	<0.5	<0.5	<1	<1.5	<1	<0.5	<50	<50	<50	<50
92527475	FB-1-20210312	N/A	03/12/2021	NA	<0.5	<0.5	<0.5	<0.5	<0.5	<5	<0.5	<0.5	<1	<0.5	<1	<0.5	<0.5	<0.5	<0.5	<0.5	<2	<0.5	<2	<0.5	<2	<0.5	<0.5	<0.5	<0.5	<0.5	<1	<0.5	<0.5	<0.5	<1	<1.5	<1	<0.5	<50	<50	<50	<50
92531225	FB-1-20210405	N/A	04/05/2021	NA	<0.5	<0.5	<0.5	<0.5	<0.5	<5	<0.5	<0.5	<1	<0.5	<1	<0.5	<0.5	<0.5	<0.5	<0.5	<2	<0.5	<2	<0.5	<2	<0.5	<0.5	<0.5	<0.5	<0.5	<1	<0.5	<0.5	<0.5	<1	<1.5	<1	<0.5	<50	<50	<50	<50
92531238	EB-1-20210405	N/A	04/05/2021	<5	<0.5	<0.5	<0.5	<0.5	<0.5	<5	<0.5	<0.5	<1	<0.5	<1	<0.5	<0.5	<0.5	<0.5	<0.5	<2	<0.5	<2	<0.5	<2	<0.5	<0.5	<0.5	<0.5	<0.5	<1	<0.5	<0.5	<0.5	<1	<1.5	<1	<0.5	<50	<50	<50	<50
92531580	EB-1-20210406	N/A	04/06/2021	<5	<0.5	<0.5	<0.5	<0.5	<0.5	<5	<0.5	<0.5	<1	<0.5	<1	<0.5	<0.5	<0.5	<0.5	<0.5	<2	<0.5	<2	<0.5	<2	<0.5	<0.5	<0.5	<0.5	<0.5	<1	<0.5	<0.5	<0.5	<1	<1.5	<1	<0.5	<50	<50	<50	<50
92530256	EB-1-20210407	N/A	04/07/2021	<5	<0.5	<0.5	<0.5	<0.5	<0.5	<5	<0.5	<0.5	<1	<0.5	<1	<0.5	<0.5	<0.5	<0.5	<0.5	<2	<0.5	<2	<0.5	<2	<0.5	<0.5	<0.5	<0.5	<0.5	<1	<0.5	<0.5	<0.5	<1	<1.5	<1	<0.5	<50	<50	<50	<50
92531581	FB-1-20210406	N/A	04/06/2021	NA	<0.5	<0.5	<0.5	<0.5	<0.5	<5	<0.5	<0.5	<1	<0.5	<1	<0.5	<0.5	<0.5	<0.5	<0.5	<2	<0.5	<2	<0.5	<2	<0.5	<0.5	<0.5	<0.5	<0.5	<1	<0.5	<0.5	<0.5	<1	<1.5	<1	<0.5	<50	**66.8**	<50	**64.7**
92531853	FB-1-20210407	N/A	04/07/2021	NA	<0.5	<0.5	<0.5	<0.5	<0.5	<5	<0.5	<0.5	<1	<0.5	<1	<0.5	<0.5	<0.5	<0.5	<0.5	<2	<0.5	<2	<0.5	<2	<0.5	<0.5	<0.5	<0.5	<0.5	<1	<0.5	<0.5	<0.5	<1	<1.5	<1	<0.5	<50	<50	<50	<50
92532417	EB-1-20210409	N/A	04/09/2021	<5	<0.5	<0.5	<0.5	<0.5	<0.5	<5	<0.5	<0.5	<1	<0.5	<1	<0.5	<0.5	<0.5	<0.5	<0.5	<2	<0.5	<2	<0.5	<2	<0.5	<0.5	<0.5	<0.5	<0.5	<1	<0.5	<0.5	<0.5	<1	<1.5	<1	<0.5	<50	<50	<50	<50
92532417	FB-1-20210408	N/A	04/08/2021	NA	<0.5	<0.5	<0.5	<0.5	<0.5	<5	<0.5	<0.5	<1	<0.5	<1	<0.5	<0.5	<0.5	<0.5	<0.5	<2	<0.5	<2	<0.5	<2	<0.5	<0.5	<0.5	<0.5	<0.5	<1	<0.5	<0.5	<0.5	<1	<1.5	<1	<0.5	<50	<50	<50	<50
92532417	FB-1-20210409	N/A	04/09/2021	NA	<0.5	<0.5	<0.5	<0.5	<0.5	<5	<0.5	<0.5	<1	<0.5	<1	<0.5	<0.5	<0.5	<0.5	<0.5	<2	<0.5	<2	<0.5	<2	<0.5	<0.5	<0.5	<0.5	<0.5	<1	<0.5	<0.5	<0.5	<1	<1.5	<1	<0.5	<50	<50	<50	<50
92536428	FB-1-20210503	N/A	05/03/2021	NA	<0.5	<0.5	<0.5	<0.5	<0.5	<5	<0.5	<0.5	<1	<0.5	<1	<0.5	<0.5	<0.5	<0.5	<0.5	<2	<0.5	<2	<0.5	<2	<0.5	<0.5	<0.5	<0.5	<0.5	<1	<0.5	<0.5	<0.5	<1	<1.5	<1	<0.5	<50	<50	<50	<50
92537489	EB-1-20210506	N/A	05/06/2021	**4.6J**	<0.5	<0.5	<0.5	<0.5	<0.5	<5	<0.5	<0.5	<1	<0.5	<1	<0.5	<0.5	<0.5	<0.5	<0.5	<2	<0.5	**3.2**	<0.5	<2	<0.5	<0.5	<0.5	<0.5	<0.5	<1	<0.5	<0.5	<0.5	<1	<1.5	<1	<0.5	<50	<50	<50	<50
92537489	FB-1-20210506	N/A	05/06/2021	NA	<0.5	<0.5	<0.5	<0.5	<0.5	<5	<0.5	<0.5	<1	<0.5	<1	<0.5	<0.5	<0.5	<0.5	<0.5	<2	<0.5	<2	<0.5	<2	<0.5	<0.5	<0.5	<0.5	<0.5	<1	<0.5	<0.5	<0.5	<1	<1.5	<1	<0.5	<50	<50	<50	<50
92537784	FB-1-20210507	N/A	05/07/2021	NA	<0.5	<0.5	<0.5	<0.5	<0.5	<5	<0.5	<0.5	<1	<0.5	<1	<0.5	<0.5	<0.5	<0.5	<0.5	<2	<0.5	**2.8 C0**	<0.5	<2	<0.5	<0.5	<0.5	<0.5	<0.5	<1	<0.5	<0.5	<0.5	<1	<1.5	<1	<0.5	<50	<50	<50	<50
92541699	FB-1-20210601	N/A	06/01/2021	NA	<0.5	<0.5	<0.5	**0.52**	<0.5	<5	<0.5	<0.5	<1	**2.0**	<1	<0.5	<0.5	<0.5	<0.5	<0.5	<2	<0.5	<2	<0.5	<2	<0.5	<0.5	<0.5	<0.5	<0.5	<1	<0.5	<0.5	<0.5	<1	<1.5	<1	<0.5	<50	<50	<50	<50
92541703	EB-1-20210601	N/A	06/01/2021	NA	<0.5	<0.5	<0.5	<0.5	<0.5	<5	<0.5	<0.5	<1	<0.5	<1	<0.5	<0.5	<0.5	<0.5	<0.5	<2	<0.5	**3.3**	<0.5	<2	<0.5	<0.5	<0.5	<0.5	<0.5	<1	<0.5	<0.5	<0.5	<1	<1.5	<1	<0.5	<50	<50	<50	<50
92541705	FB-2-20210601	N/A	06/01/2021	NA	<0.5	<0.5	<0.5	<0.5	<0.5	<5	<0.5	<0.5	<1	**0.38J**	<1	<0.5	<0.5	<0.5	<0.5	<0.5	<2	<0.5	**3.6**	<0.5	<2	<0.5	<0.5	<0.5	<0.5	<0.5	<1	<0.5	<0.5	<0.5	<1	<1.5	<1	<0.5	<50	<50	<50	<50
92542375	EB-1-20210603	N/A	06/03/2021	<5	<0.5	<0.5	<0.5	<0.5	<0.5	<5	<0.5	<0.5	<1	<0.5	<1	<0.5	<0.5	<0.5	<0.5	<0.5	<2	<0.5	<2	<0.5	<2	<0.5	<0.5	<0.5	<0.5	<0.5	<1	<0.5	<0.5	<0.5	<1	<1.5	<1	<0.5	<50	<50	<50	<50
92542375	FB-2-20210603	N/A	06/03/2021	NA	<0.5	<0.5	<0.5	**0.34J**	<0.5	<5	<0.5	<0.5	<1	**1.2**	<1	<0.5	<0.5	<0.5	<0.5	<0.5	<2	<0.5	<2	<0.5	<2	<0.5	<0.5	<0.5	<0.5	<0.5	<1	<0.5	<0.5	<0.5	<1	<1.5	<1	<0.5	<50	<50	<50	<50
92542611	EB-1-20210604	N/A	06/04/2021	<5	<0.5	<0.5	<0.5	<0.5	<0.5	<5	<0.5	<0.5	<1	<0.5	<1	<0.5	<0.5	<0.5	<0.5	<0.5	<2	<0.5	<2	<0.5	<2	<0.5	<0.5	<0.5	<0.5	<0.5	<1	<0.5	<0.5	<0.5	<1	<1.5	<1	<0.5	<50	<50	<50	<50
92542611	FB-1-20210604	N/A	06/04/2021	NA	<0.5	<0.5	<0.5	<0.5	<0.5	<5	<0.5	<0.5	<1	<0.5	<1	<0.5	<0.5	<0.5	<0.5	<0.5	<2	<0.5	<2	<0.5	<2	<0.5	<0.5	<0.5	<0.5	<0.5	<1	<0.5	<0.5	<0.5	<1	<1.5	<1	<0.5	<50	<50	<50	<50
92542611	FB-2-20210604	N/A	06/04/2021	NA	<0.5	<0.5	<0.5	<0.5	<0.5	<5	<0.5	<0.5	<1	<0.5	<1	<0.5	<0.5	<0.5	<0.5	<0.5	<2	<0.5	<2	<0.5	<2	<0.5	<0.5	<0.5	<0.5	<0.5	<1	<0.5	<0.5	<0.5	<1	<1.5	<1	<0.5	<50	<50	<50	<50
92541991	DUP-1-20210602	N/A	06/02/2021	<5	<0.5	<0.5	<0.5	<0.5	<0.5	<5	<0.5	<0.5	<1	<0.5	<1	<0.5	<0.5	<0.5	<0.5	<0.5	<2	<0.5	<2	<0.5	<2	<0.5	<0.5	<0.5	<0.5	<0.5	<1	<0.5	<0.5	<0.5	<1	<1.5	<1	<0.5	<50	<50	<50	<50
92541991	FB-1-20210602	N/A	06/02/2021	NA	<0.5	<0.5	<0.5	<0.5	<0.5	<5	<0.5	<0.5	<1	<0.5	<1	<0.5	<0.5	<0.5	<0.5	<0.5	<2	<0.5	**4.4**	<0.5	<2	<0.5	<0.5	<0.5	<0.5	<0.5	<1	<0.5	<0.5	<0.5	<1	<1.5	<1	<0.5	<50	<50	<50	<50
92541993	EB-1-20210602	N/A	06/02/2021	<5	<0.5	<0.5	<0.5	<0.5	<0.5	<5	<0.5	<0.5	<1	<0.5	<1	<0.5	<0.5	<0.5	<0.5	<0.5	<2	<0.5	**4.8**	<0.5	<2	<0.5	<0.5	<0.5	<0.5	<0.5	<1	<0.5	<0.5	<0.5	<1	<1.5	<1	<0.5	<50	<50	<50	<50
92541993	FB-2-20210602	N/A	06/02/2021	NA	<0.5	<0.5	<0.5	<0.5	<0.5	<5	<0.5	<0.5	<1	<0.5	<1	<0.5	<0.5	<0.5	<0.5	<0.5	<2	<0.5	**4.6**	<0.5	<2	<0.5	<0.5	<0.5	<0.5	<0.5	<1	<0.5	<0.5	<0.5	<1	<1.5	<1	<0.5	<50	<50	<50	<50
92542352	FB-1-20210603	N/A	06/03/2021	NA	<0.5	<0.5	<0.5	**0.36J**	<0.5	<5	<0.5	<0.5	<1	**1.2**	<1	<0.5	<0.5	<0.5	<0.5	<0.5	<2	<0.5	<2	<0.5	<2	<0.5	<0.5	<0.5	<0.5	<0.5	<1	<0.5	<0.5	<0.5	<1	<1.5	<1	<0.5	<50	<50	<50	<50
92544305	FB-1	N/A	06/15/2021	<5	<0.5	<0.5	<0.5	<0.5	<0.5	<5	<0.5	<0.5	<1	<0.5	<1	<0.5	<0.5	<0.5	<0.5	<0.5	<2	<0.5	<2	<0.5	<2	<0.5	<0.5	<0.5	<0.5	<0.5	<1	<0.5	<0.5	<0.5	<1	<1	<1	<0.5	<50	<50	<50	<50
92548170	EB-1-20210707	N/A	07/07/2021	NA	<0.5	<0.5	<0.5	<0.5	<0.5	<5	<0.5	<0.5	<1	<0.5	<1	<0.5	<0.5	<0.5	<0.5	<0.5	<2	<0.5	<2	<0.5	<2	<0.5	<0.5	<0.5	<0.5	<0.5	<1	<0.5	<0.5	<0.5	<1	<1.5	<1	<0.5	<50	<50	<50	<50
92548169	FB-1-20210707	N/A	07/07/2021	NA	<0.5	<0.5	<0.5	<0.5	<0.5	<5	<0.5	<0.5	<1	<0.5	<1	<0.5	<0.5	<0.5	<0.5	<0.5	<2	<0.5	<2	<0.5	<2	<0.5	<0.5	<0.5	<0.5	<0.5	<1	<0.5	<0.5	<0.5	<1	<1.5	<1	<0.5	<50	<50	<50	<50
92548168	FB-2-20210707	N/A	07/07/2021	NA	<0.5	<0.5	<0.5	<0.5	<0.5	<5	<0.5	<0.5	<1	<0.5	<1	<0.5	<0.5	<0.5	<0.5	<0.5	<2	<0.5	<2	<0.5	<2	<0.5	<0.5	<0.5	<0.5	<0.5	<1	<0.5	<0.5	<0.5	<1	<1.5	<1	<0.5	<50	<50	<50	<50
92548518	FB-1-20210708	N/A	07/08/2021	NA	<0.5	<0.5	<0.5	<0.5	<0.5	<5	<0.5	<0.5	<1	<0.5	<1	<0.5	<0.5	<0.5	<0.5	<0.5	<2	<0.5	<2	<0.5	<2	<0.5	<0.5	<0.5	<0.5	<0.5	<1	<0.5	<0.5	<0.5	<1	<1.5	<1	<0.5	<50	<50	<50	<50
92548519	EB-1-20210708	N/A	07/08/2021	NA	<0.5	<0.5	<0.5	<0.5	<0.5	<5	<0.5	<0.5	<1	<0.5	<1	<0.5	<0.5	<0.5	<0.5	<0.5	<2	<0.5	<2	<0.5	<2	<0.5	<0.5	<0.5	<0.5	<0.5	<1	<0.5	<0.5	<0.5	<1	<1.5	<1	<0.5	<50	<50	<50	<50

Table 5A
Summary of Monitoring Well Sampling Results

Colonial Pipeline Company
2020-L1-SR2448
Huntersville, North Carolina

Lab Report Number	Sample ID	Well ID	Sample Date	Metals (µg/L)	VOCs (µg/L)																																MADEP VPH (µg/L)			
				Lead	Benzene	Bromobenzene	Bromochloromethane	Bromodichloromethane	Bromoform	Bromomethane	n-Butylbenzene	sec-Butylbenzene	Chloroethane	Chloroform	Chloromethane	2-Chlorotoluene	Dibromochloromethane	1,2-Dichloroethane	Diisopropyl ether	Ethylbenzene	Hexachloro-1,3-butadiene	Isopropylbenzene (Cumene)	Methylene Chloride	Methyl-tert-butyl ether	Naphthalene	n-Propylbenzene	Styrene	Tetrachloroethene	Toluene	Trichloroethene	Trichlorofluoromethane	1,2,3-Trichloropropane	1,2,4-Trimethylbenzene	1,3,5-Trimethylbenzene	Vinyl chloride	Xylene (Total)	m&p-Xylene	o-Xylene	C5 - C8 Aliphatics	C9 - C12 Aliphatics	C9 - C10 Aromatics	VPH (Total)
NCAC 2L Standards				**15**	**1**	**NE**	**NE**	**0.6**	**4**	**10**	**70**	**70**	**3000**	**70**	**3**	**100**	**0.4**	**0.4**	**70**	**600**	**0.4**	**70**	**5**	**20**	**6**	**70**	**70**	**0.7**	**600**	**3**	**2000**	**0.005**	**400**	**400**	**0.03**	**500**	**500**	**500**	**400**	**700**	**200**	**NE**
IMAC Standards				**--**	**--**	**--**	**--**	**--**	**--**	**--**	**--**	**--**	**--**	**--**	**--**	**--**	**--**	**--**	**--**	**--**	**--**	**--**	**--**	**--**	**--**	**--**	**--**	**--**	**--**	**--**	**--**	**--**	**--**	**--**	**--**	**--**	**--**	**--**	**--**	**--**	**--**
92548519	FB-2-20210708	N/A	07/08/2021	NA	<0.5	<0.5	<0.5	<0.5	<0.5	<5	<0.5	<0.5	<1	<0.5	<1	<0.5	<0.5	<0.5	<0.5	<0.5	<2	<0.5	<2	<0.5	<2	<0.5	<0.5	<0.5	<0.5	<0.5	<1	<0.5	<0.5	<0.5	<1	<1.5	<1	<0.5	<50	<50	<50	<50
92548787	FB-1-20210709	N/A	07/09/2021	NA	<0.5	<0.5	<0.5	<0.5	<0.5	<5	<0.5	<0.5	<1	<0.5	<1	<0.5	<0.5	<0.5	<0.5	<0.5	<2	<0.5	<2	<0.5	<2	<0.5	<0.5	<0.5	<0.5	<0.5	<1	<0.5	<0.5	<0.5	<1	<1.5	<1	<0.5	<50	<50	<50	<50
92548787	FB-2-20210709	N/A	07/09/2021	NA	<0.5	<0.5	<0.5	<0.5	<0.5	<5	<0.5	<0.5	<1	<0.5	<1	<0.5	<0.5	<0.5	<0.5	<0.5	<2	<0.5	<2	<0.5	<2	<0.5	<0.5	<0.5	<0.5	<0.5	<1	<0.5	<0.5	<0.5	<1	<1.5	<1	<0.5	<50	<50	<50	<50
92551297	FB-1-20210722	N/A	07/22/2021	NA	<0.5	<0.5	<0.5	<0.5	<0.5	<5	<0.5	<0.5	<1	<0.5	<1	<0.5	<0.5	<0.5	<0.5	<0.5	<2	<0.5	<2	<0.5	<2	<0.5	<0.5	<0.5	<0.5	<0.5	<1	<0.5	<0.5	<0.5	<1	<1.5	<1	<0.5	NA	NA	NA	NA
92551300	EB-1-20210722	N/A	07/22/2021	NA	<0.5	NA	NA	NA	NA	NA	NA	NA	NA	NA	NA	NA	NA	NA	NA	NA	NA	NA	NA	NA	NA	NA	NA	NA	NA	NA	NA	NA	NA	NA	NA	NA	NA	NA	NA	NA	NA	NA
92553065	EB-2-20210802	N/A	08/02/2021	<5	<0.5	<0.5	<0.5	<0.5	<0.5	<5	<0.5	<0.5	<1	<0.5	<1	<0.5	<0.5	<0.5	<0.5	<0.5	<2	<0.5	<2	<0.5	<2	<0.5	<0.5	<0.5	<0.5	<0.5	<1	<0.5	<0.5	<0.5	<1	<1.5	<1	<0.5	<50	<50	<50	<50
92553065	FB-1-20210802	N/A	08/02/2021	NA	<0.5	<0.5	<0.5	<0.5	<0.5	<5	<0.5	<0.5	<1	<0.5	<1	<0.5	<0.5	<0.5	<0.5	<0.5	<2	<0.5	<2	<0.5	<2	<0.5	<0.5	<0.5	<0.5	<0.5	<1	<0.5	<0.5	<0.5	<1	<1.5	<1	<0.5	<50	<50	<50	<50
92552929	EB-1-20210802	N/A	08/02/2021	<5	<0.5	<0.5	<0.5	<0.5	<0.5	<5	<0.5	<0.5	<1	<0.5	<1	<0.5	<0.5	<0.5	<0.5	<0.5	<2	<0.5	<2	<0.5	<2	<0.5	<0.5	<0.5	<0.5	<0.5	<1	<0.5	<0.5	<0.5	<1	<1.5	<1	<0.5	<50	<50	<50	<50
92552963	FB-2-20210802	N/A	08/02/2021	NA	<0.5	<0.5	<0.5	<0.5	<0.5	<5	<0.5	<0.5	<1	<0.5	<1	<0.5	<0.5	<0.5	<0.5	<0.5	<2	<0.5	<2	<0.5	<2	<0.5	<0.5	<0.5	<0.5	<0.5	<1	<0.5	<0.5	<0.5	<1	<1.5	<1	<0.5	<50	<50	<50	<50
92553185	EB-1-20210803	N/A	08/03/2021	<5	**0.69**	<0.5	<0.5	<0.5	<0.5	<5	<0.5	<0.5	<1	<0.5	<1	<0.5	<0.5	<0.5	<0.5	**0.35J**	<2	<0.5	**2**	<0.5	<2	<0.5	<0.5	<0.5	**2.6**	<0.5	<1	<0.5	<0.5	<0.5	<1	**2.48**	**1.6**	**0.88**	<50	<50	<50	<50
92553185	FB-1-20210803	N/A	08/03/2021	NA	<0.5	<0.5	<0.5	<0.5	<0.5	<5	<0.5	<0.5	<1	<0.5	<1	<0.5	<0.5	<0.5	<0.5	<0.5	<2	<0.5	<2	<0.5	<2	<0.5	<0.5	<0.5	<0.5	<0.5	<1	<0.5	<0.5	<0.5	<1	<1.6	<1	<0.5	<50	<50	<50	<50
92553189	EB-2-20210803	N/A	08/03/2021	<5	<0.5	<0.5	<0.5	<0.5	<0.5	<5	<0.5	<0.5	<1	<0.5	<1	<0.5	<0.5	<0.5	<0.5	<0.5	<2	<0.5	<2	<0.5	<2	<0.5	<0.5	<0.5	<0.5	<0.5	<1	<0.5	<0.5	<0.5	<1	<1.5	<1	<0.5	<50	<50	<50	<50
92553189	FB-2-20210803	N/A	08/03/2021	NA	<0.5	<0.5	<0.5	<0.5	<0.5	<5	<0.5	<0.5	<1	<0.5	<1	<0.5	<0.5	<0.5	<0.5	<0.5	<2	<0.5	<2	<0.5	<2	<0.5	<0.5	<0.5	<0.5	<0.5	<1	<0.5	<0.5	<0.5	<1	<1.5	<1	<0.5	<50	<50	<50	<50
92553563	EB-2-20210804	N/A	08/04/2021	<5	<0.5	<0.5	<0.5	<0.5	<0.5	<5	<0.5	<0.5	<1	<0.5	<1	<0.5	<0.5	<0.5	<0.5	<0.5	<2	<0.5	<2	<0.5	<2	<0.5	<0.5	<0.5	<0.5	<0.5	<1	<0.5	<0.5	<0.5	<1	<1.5	<1	<0.5	<50	<50	<50	<50
92553563	FB-2-20210804	N/A	08/04/2021	NA	<0.5	<0.5	<0.5	<0.5	<0.5	<5	<0.5	<0.5	<1	<0.5	<1	<0.5	<0.5	<0.5	<0.5	<0.5	<2	<0.5	<2	<0.5	<2	<0.5	<0.5	<0.5	<0.5	<0.5	<1	<0.5	<0.5	<0.5	<1	<1.5	<1	<0.5	<50	<50	<50	<50
92553519	EB-1-20210804	N/A	08/04/2021	<5	<0.5	<0.5	<0.5	<0.5	<0.5	<5	<0.5	<0.5	<1	<0.5	<1	<0.5	<0.5	<0.5	<0.5	<0.5	<2	<0.5	<2	<0.5	<2	<0.5	<0.5	<0.5	<0.5	<0.5	<1	<0.5	<0.5	<0.5	<1	<1.5	<1	<0.5	<50	<50	<50	<50
92553519	FB-1-20210804	N/A	08/04/2021	NA	<0.5	<0.5	<0.5	<0.5	<0.5	<5	<0.5	<0.5	<1	<0.5	<1	<0.5	<0.5	<0.5	<0.5	<0.5	<2	<0.5	<2	<0.5	<2	<0.5	<0.5	<0.5	<0.5	<0.5	<1	<0.5	<0.5	<0.5	<1	<1.5	<1	<0.5	<50	<50	<50	<50
92554137	EB-1-20210805	NA	08/05/2021	<5	<0.5	<0.5	<0.5	<0.5	<0.5	<5	<0.5	<0.5	<1	<0.5	<1	<0.5	<0.5	<0.5	<0.5	<0.5	<2	<0.5	<2	<0.5	<2	<0.5	<0.5	<0.5	<0.5	<0.5	<1	<0.5	<0.5	<0.5	<1	<1.5	<1	<0.5	<50	<50	<50	<50
92554137	EB-2-20210805	NA	08/05/2021	<5	<0.5	<0.5	<0.5	<0.5	<0.5	<5	<0.5	<0.5	<1	<0.5	<1	<0.5	<0.5	<0.5	<0.5	<0.5	<2	<0.5	<2	<0.5	<2	<0.5	<0.5	<0.5	**0.65**	<0.5	<1	<0.5	<0.5	<0.5	<1	<1.5	<1	<0.5	<50	<50	<50	<50
92554137	FB-1-20210805	NA	08/05/2021	NA	<0.5	<0.5	<0.5	<0.5	<0.5	<5	<0.5	<0.5	<1	<0.5	<1	<0.5	<0.5	<0.5	<0.5	<0.5	<2	<0.5	<2	<0.5	<2	<0.5	<0.5	<0.5	<0.5	<0.5	<1	<0.5	<0.5	<0.5	<1	<1.5	<1	<0.5	<50	<50	<50	<50
92554137	FB-2-20210805	NA	08/05/2021	NA	<0.5	<0.5	<0.5	<0.5	<0.5	<5	<0.5	<0.5	<1	<0.5	<1	<0.5	<0.5	<0.5	<0.5	<0.5	<2	<0.5	<2	<0.5	<2	<0.5	<0.5	<0.5	<0.5	<0.5	<1	<0.5	<0.5	<0.5	<1	<1.5	<1	<0.5	<50	<50	<50	<50
92554285	EB-1-20210806	NA	08/06/2021	<5	<0.5	<0.5	<0.5	<0.5	<0.5	<5	<0.5	<0.5	<1	<0.5	<1	<0.5	<0.5	<0.5	<0.5	<0.5	<2	<0.5	<2	<0.5	<2	<0.5	<0.5	<0.5	<0.5	<0.5	<1	<0.5	<0.5	<0.5	<1	<1.5	<1	<0.5	<50	<50	<50	<50
92554285	FB-1-20210806	NA	08/06/2021	NA	<0.5	<0.5	<0.5	<0.5	<0.5	<5	<0.5	<0.5	<1	<0.5	<1	<0.5	<0.5	<0.5	<0.5	<0.5	<2	<0.5	<2	<0.5	<2	<0.5	<0.5	<0.5	<0.5	<0.5	<1	<0.5	<0.5	<0.5	<1	<1.5	<1	<0.5	<50	<50	<50	<50
92559334	FB-1-20210902	NA	9/2/2021	NA	<0.5	<0.5	<0.5	<0.5	<0.5	<5	<0.5	<0.5	<1	<0.5	<1	<0.5	<0.5	<0.5	<0.5	<0.5	<2	<0.5	<2	<0.5	<2	<0.5	<0.5	<0.5	<0.5	<0.5	<1	<0.5	<0.5	<0.5	<1	<1.5	<1	<0.5	<50	<50	<50	<50
92558446	EB-1 20210830	NA	08/30/2021	<5	<0.5	<0.5	<0.5	<0.5	<0.5	<5	<0.5	<0.5	<1	<0.5	<1	<0.5	<0.5	<0.5	<0.5	<0.5	<2	<0.5	<2	<0.5	<2	<0.5	<0.5	<0.5	<0.5	<0.5	<1	<0.5	<0.5	<0.5	<1	<1.5	<1	<0.5	<50	<50	<50	<50
92558450	EB-2-20210830	NA	08/30/2021	<5	<0.5	<0.5	<0.5	<0.5	<0.5	<5	<0.5	<0.5	<1	<0.5	<1	<0.5	<0.5	<0.5	<0.5	<0.5	<2	<0.5	<2	<0.5	<2	<0.5	<0.5	<0.5	<0.5	<0.5	<1	<0.5	<0.5	<0.5	<1	<1.5	<1	<0.5	<50	<50	<50	<50
92558446	FB-1-20210830	NA	08/30/2021	<5	<0.5	<0.5	<0.5	<0.5	<0.5	<5	<0.5	<0.5	<1	<0.5	<1	<0.5	<0.5	<0.5	<0.5	<0.5	<2	<0.5	<2	<0.5	<2	<0.5	<0.5	<0.5	<0.5	<0.5	<1	<0.5	<0.5	<0.5	<1	<1.5	<1	<0.5	<50	<50	<50	<50
92558448	FB-2-20210830	NA	08/30/2021	<5	<0.5	<0.5	<0.5	<0.5	<0.5	<5	<0.5	<0.5	<1	<0.5	<1	<0.5	<0.5	<0.5	<0.5	<0.5	<2	<0.5	<2	<0.5	<2	<0.5	<0.5	<0.5	<0.5	<0.5	<1	<0.5	<0.5	<0.5	<1	<1.5	<1	<0.5	<50	<50	<50	<50
92558740	EB-20210831	NA	08/31/2021	<5	<0.5	<0.5	<0.5	<0.5	<0.5	<5	<0.5	<0.5	<1	<0.5	<1	<0.5	<0.5	<0.5	<0.5	<0.5	<2	<0.5	**15.9**	<0.5	<2	<0.5	<0.5	<0.5	<0.5	<0.5	<1	<0.5	<0.5	<0.5	<1	<1.5	<1	<0.5	<50	<50	<50	<50
92558738	EB-1-20210831	NA	08/31/2021	<5	<0.5	<0.5	<0.5	<0.5	<0.5	<5	<0.5	<0.5	<1	<0.5	<1	<0.5	<0.5	<0.5	<0.5	<0.5	<2	<0.5	**16.5**	<0.5	<2	<0.5	<0.5	<0.5	<0.5	<0.5	<1	<0.5	<0.5	<0.5	<1	<1.5	<1	<0.5	<50	<50	<50	<50
92558738	FB-1-20210831	NA	08/31/2021	NA	<0.5	<0.5	<0.5	<0.5	<0.5	<5	<0.5	<0.5	<1	<0.5	<1	<0.5	<0.5	<0.5	<0.5	<0.5	<2	<0.5	<2	<0.5	<2	<0.5	<0.5	<0.5	<0.5	<0.5	<1	<0.5	<0.5	<0.5	<1	<1.5	<1	<0.5	<50	<50	<50	<50
92558738	FB-2-20210831	NA	08/31/2021	NA	<0.5	<0.5	<0.5	<0.5	<0.5	<5	<0.5	<0.5	<1	<0.5	<1	<0.5	<0.5	<0.5	<0.5	<0.5	<2	<0.5	<2	<0.5	<2	<0.5	<0.5	<0.5	<0.5	<0.5	<1	<0.5	<0.5	<0.5	<1	<1.5	<1	<0.5	<50	<50	<50	<50
92559014	EB-1-20210901	NA	09/01/2021	<5	<0.5	<0.5	<0.5	<0.5	<0.5	<5	<0.5	<0.5	<1	<0.5	<1	<0.5	<0.5	<0.5	<0.5	<0.5	<2	<0.5	<2	<0.5	<2	<0.5	<0.5	<0.5	<0.5	<0.5	<1	<0.5	<0.5	<0.5	<1	<1.5	<1	<0.5	<50	<50	<50	<50
92559014	EB-2-20210901	NA	09/01/2021	<5	<0.5	<0.5	<0.5	<0.5	<0.5	<5	<0.5	<0.5	<1	<0.5	<1	<0.5	<0.5	<0.5	<0.5	<0.5	<2	<0.5	<2	<0.5	<2	<0.5	<0.5	<0.5	<0.5	<0.5	<1	<0.5	<0.5	<0.5	<1	<1.5	<1	<0.5	<50	<50	<50	<50
92559014	FB-1-20210901	NA	09/01/2021	NA	<0.5	<0.5	<0.5	<0.5	<0.5	<5	<0.5	<0.5	<1	<0.5	<1	<0.5	<0.5	<0.5	<0.5	<0.5	<2	<0.5	<2	<0.5	<2	<0.5	<0.5	<0.5	<0.5	<0.5	<1	<0.5	<0.5	<0.5	<1	<1.5	<1	<0.5	<50	<50	<50	<50
92559014	FB-2-20210901	NA	09/01/2021	NA	<0.5	<0.5	<0.5	<0.5	<0.5	<5	<0.5	<0.5	<1	<0.5	<1	<0.5	<0.5	<0.5	<0.5	<0.5	<2	<0.5	<2	<0.5	<2	<0.5	<0.5	<0.5	<0.5	<0.5	<1	<0.5	<0.5	<0.5	<1	<1.5	<1	<0.5	<50	<50	<50	<50
92559360	EB-1-20210902	NA	09/02/2021	<5	<0.5	<0.5	<0.5	<0.5	<0.5	<5	<0.5	<0.5	<1	<0.5	<1	<0.5	<0.5	<0.5	<0.5	<0.5	<2	<0.5	<2	<0.5	<2	<0.5	<0.5	<0.5	<0.5	<0.5	<1	<0.5	<0.5	<0.5	<1	<1.5	<1	<0.5	<50	<50	<50	<50
92559360	EB-2-20210902	NA	09/02/2021	<5	<0.5	<0.5	<0.5	<0.5	<0.5	<5	<0.5	<0.5	<1	<0.5	<1	<0.5	<0.5	<0.5	<0.5	<0.5	<2	<0.5	<2	<0.5	<2	<0.5	<0.5	<0.5	<0.5	<0.5	<1	<0.5	<0.5	<0.5	<1	<1.5	<1	<0.5	<50	<50	<50	<50
92559360	FB-2-20210902	NA	09/02/2021	<5	<0.5	<0.5	<0.5	<0.5	<0.5	<5	<0.5	<0.5	<1	<0.5	<1	<0.5	<0.5	<0.5	<0.5	<0.5	<2	<0.5	<2	<0.5	<2	<0.5	<0.5	<0.5	<0.5	<0.5	<1	<0.5	<0.5	<0.5	<1	<1.5	<1	<0.5	<50	<50	<50	<50
92561826	EB-1-20210916	NA	09/16/2021	<5	<0.5	<0.5	<0.5	<0.5	<0.5	<5	<0.5	<0.5	<1	<0.5	<1	<0.5	<0.5	<0.5	<0.5	<0.5	<2	<0.5	<2	<0.5	<2	<0.5	<0.5	<0.5	<0.5	<0.5	<1	<0.5	<0.5	<0.5	<1	<1.5	<1	<0.5	<50	<50	NA	<50
92561826	FB-1-20210916	NA	09/16/2021	NA	<0.5	<0.5	<0.5	<0.5	<0.5	<5	<0.5	<0.5	<1	<0.5	<1	<0.5	<0.5	<0.5	<0.5	<0.5	<2	<0.5	<2	<0.5	<2	<0.5	<0.5	<0.5	<0.5	<0.5	<1	<0.5	<0.5	<0.5	<1	<1.5	<1	<0.5	<50	<50	NA	<50
92563487	EB-1-20210927	NA	09/27/2021	<5	<0.5	<0.5	<0.5	<0.5	<0.5	<2	<0.5	<0.5	<0.5	<0.5	<1	<0.5	<0.5	<0.5	<0.5	<0.5	<0.6	<0.5	**1.6J**	<0.5	<0.5	<0.5	<0.5	<0.5	<0.5	<0.5	<0.5	<0.5	<0.5	<0.5	<0.5	<0.5	<1.5	<1	<0.5	<100	<100	<100	NA
92563487	FB-1-20210927	NA	09/27/2021	NA	<0.5	<0.5	<0.5	<0.5	<0.5	<2	<0.5	<0.5	<0.5	<0.5	<1	<0.5	<0.5	<0.5	<0.5	<0.5	<0.6	<0.5	**1.5J**	<0.5	<0.5	<0.5	<0.5	<0.5	<0.5	<0.5	<0.5	<0.5	<0.5	<0.5	<0.5	<0.5	<1.5	<1	<0.5	<100	<100	<100	NA
92563804	EB-1-20210928	NA	09/28/2021	<5	<0.5	<0.5	<0.5	<0.5	<1	<5	<0.5	<0.5	<0.5	<0.5	<0.6	<0.5	<0.5	<0.5	<0.5	<0.5	<0.6	<0.5	**1.1J**	<0.5	<0.5	<0.5	<0.5	<0.5	<0.5	<0.5	<0.5	<0.5	<0.5	<0.5	<0.5	<0.5	<1.5	<1	<0.5	<100	<100	<100	NA
92563804	FB-1-20210928	NA	09/28/2021	NA	<0.5	<0.5	<0.5	<0.5	<1	<5	<0.5	<0.5	<0.5	<0.5	<0.6	<0.5	<0.5	<0.5	<0.5	<0.5	<0.6	<0.5	**1.2J**	<0.5	<0.5	<0.5	<0.5	<0.5	<0.5	<0.5	<0.5	<0.5	<0.5	<0.5	<0.5	<0.5	<1.5	<1	<0.5	<100	<100	<100	NA
92564084	EB-1-20210929	NA	09/29/2021	<5	<0.5	<0.5	<0.5	<0.5	<0.5	<2	<0.5	<0.5	<0.5	<0.5	<2	<0.5	<0.5	<0.5	<0.5	<0.5	<0.6	<0.5	**0.79J**	<0.5	<0.5	<0.5	<0.5	<0.5	<0.5	<0.5	<0.5	<0.5	<0.5	<0.5	<0.5	<0.5	<1.5	<1	<0.5	<100	<100	<100	NA
92564084	FB-1-20210929	NA	09/29/2021	NA	<0.5	<0.5	<0.5	<0.5	<0.5	<2	<0.5	<0.5	<0.5	<0.5	<2	<0.5	<0.5	<0.5	<0.5	<0.5	<0.6	<0.5	**0.92J**	<0.5	<0.5	<0.5	<0.5	<0.5	<0.5	<0.5	<0.5	<0.5	<0.5	<0.5	<0.5	<0.5	<1.5	<1	<0.5	<100	<100	<100	NA
92564492	EB-1-20211001	NA	10/01/2021	<5	<0.5	<0.5	<0.5	<0.5	<1	<5	<0.5	<0.5	<0.5	<0.5	<0.6	<0.5	<0.5	<0.5	<0.5	<0.5	<0.6	<0.5	**0.65J**	<0.5	<0.5	<0.5	<0.5	<0.5	<0.5	<0.5	<0.5	<0.5	<0.5	<0.5	<0.5	<0.5	<1.5	<1	<0.5	<100	<100	<100	NA
92564492	FB-1-20211001	NA	10/01/2021	NA	<0.5	<0.5	<0.5	<0.5	<1	<5	<0.5	<0.5	<0.5	<0.5	<0.6	<0.5	<0.5	<0.5	<0.5	<0.5	<0.6	<0.5	**0.85J**	<0.5	<0.5	<0.5	<0.5	<0.5	<0.5	<0.5	<0.5	<0.5	<0.5	<0.5	<0.5	<0.5	<1.5	<1	<0.5	<100	<100	<100	NA
92564336	EB-1-20210931	NA	09/30/2021	<5	<0.5	<0.5	<0.5	<0.5	<1	<5	<0.5	<0.5	<0.5	<0.5	<0.6	<0.5	<0.5	<0.5	<0.5	<0.5	<0.6	<0.5	**1.2J**	<0.5	<0.5	<0.5	<0.5	<0.5	<0.5	<0.5	<0.5	<0.5	<0.5	<0.5	<0.5	<0.5	<1.5	<1	<0.5	<100	<100	<100	NA
92564336	FB-1-20210930	NA	09/30/2021	NA	<0.5	<0.5	<0.5	<0.5	<1	<5	<0.5	<0.5	<0.5	<0.5	<0.6	<0.5	<0.5	<0.5	<0.5	<0.5	<0.6	<0.5	**1.5J**	<0.5	<0.5	<0.5	<0.5	<0.5	<0.5	<0.5	<0.5	<0.5	<0.5	<0.5	<0.5	<0.5	<1.5	<1	<0.5	<100	<100	<100	NA
92564678	EB-1-20211004	NA	10/04/2021	<5.0	<0.5	<0.5	<0.5	<0.5	<1	<5	<0.5	<0.5	<0.5	<0.5	<0.6	<0.5	<0.5	<0.5	<0.5	<0.5	<0.6	<0.5	**0.88J**	<0.5	<0.5	<0.5	<0.5	<0.5	<0.5	<0.5	<0.5	<0.5	<0.5	<0.5	<0.5	<0.5	<1.5	<1	<0.5	<100	<100	<100	NA
92564678	FB-1-20211004	NA	10/04/2021	NA	<0.5	<0.5	<0.5	<0.5	<1	<5	<0.5	<0.5	<0.5	<0.5	<0.6	<0.5	<0.5	<0.5	<0.5	<0.5	<0.6	<0.5	**1.0J**	<0.5	<0.5	<0.5	<0.5	<0.5	<0.5	<0.5	<0.5	<0.5	<0.5	<0.5	<0.5	<0.5	<1.5	<1	<0.5	<100	<100	<100	NA
92569881	EB-1-20211101	NA	11/01/2021	<5	<0.5	<0.5	<0.5	<0.5	<0.5	<5	<0.5	<0.5	<1	<0.5	<1	<0.5	<0.5	<0.5	<0.5	<0.5	<2	<0.5	<2	<0.5	<2	<0.5	<0.5	<0.5	<0.5	<0.5	<1	<0.5	<0.5	<0.5	<1	<1.5	<1	<0.5	<50	<50	<50	<50
92569881	FB-1-20211101	NA	11/01/2021	NA	<0.5	<0.5	<0.5	<0.5	<0.5	<5	<0.5	<0.5	<1	<0.5	<1	<0.5	<0.5	<0.5	<0.5	<0.5	<2	<0.5	<2	<0.5	<2	<0.5	<0.5	<0.5	<0.5	<0.5	<1	<0.5	<0.5	<0.5	<1	<1.5	<1	<0.5	<50	<50	<50	<50

Table 5A
Summary of Monitoring Well Sampling Results

Colonial Pipeline Company
2020-L1-SR2448
Huntersville, North Carolina

Lab Report Number	Sample ID	Well ID	Sample Date	Metals (µg/L)	VOCs (µg/L)																																MADEP VPH (µg/L)			
				Lead	Benzene	Bromobenzene	Bromochloromethane	Bromodichloromethane	Bromoform	Bromomethane	n-Butylbenzene	sec-Butylbenzene	Chloroethane	Chloroform	Chloromethane	2-Chlorotoluene	Dibromochloromethane	1,2-Dichloroethane	Diisopropyl ether	Ethylbenzene	Hexachloro-1,3-butadiene	Isopropylbenzene (Cumene)	Methylene Chloride	Methyl-tert-butyl ether	Naphthalene	n-Propylbenzene	Styrene	Tetrachloroethene	Toluene	Trichloroethene	Trichlorofluoromethane	1,2,3-Trichloropropane	1,2,4-Trimethylbenzene	1,3,5-Trimethylbenzene	Vinyl chloride	Xylene (Total)	m&p-Xylene	o-Xylene	C5 - C8 Aliphatics	C9 - C12 Aliphatics	C9 - C10 Aromatics	VPH (Total)
NCAC 2L Standards				**15**	**1**	**NE**	**NE**	**0.6**	**4**	**10**	**70**	**70**	**3000**	**70**	**3**	**100**	**0.4**	**0.4**	**70**	**600**	**0.4**	**70**	**5**	**20**	**6**	**70**	**70**	**0.7**	**600**	**3**	**2000**	**0.005**	**400**	**400**	**0.03**	**500**	**500**	**500**	**400**	**700**	**200**	**NE**
IMAC Standards				**--**	**--**	**--**	**--**	**--**	**--**	**--**	**--**	**--**	**--**	**--**	**--**	**--**	**--**	**--**	**--**	**--**	**--**	**--**	**--**	**--**	**--**	**--**	**--**	**--**	**--**	**--**	**--**	**--**	**--**	**--**	**--**	**--**	**--**	**--**	**--**	**--**	**--**
92569882	EB-2-20211101	NA	11/01/2021	<5	<0.5	<0.5	<0.5	<0.5	<0.5	<5	<0.5	<0.5	<1	<0.5	<1	<0.5	<0.5	<0.5	<0.5	<0.5	<2	<0.5	<2	<0.5	<2	<0.5	<0.5	<0.5	<0.5	<0.5	<1	<0.5	<0.5	<0.5	<1	<1.5	<1	<0.5	<50	<50	<50	<50
92569882	FB-2-20211101	NA	11/01/2021	NA	<0.5	<0.5	<0.5	<0.5	<0.5	<5	<0.5	<0.5	<1	<0.5	<1	<0.5	<0.5	<0.5	<0.5	<0.5	<2	<0.5	<2	<0.5	<2	<0.5	<0.5	<0.5	<0.5	<0.5	<1	<0.5	<0.5	<0.5	<1	<1.5	<1	<0.5	<50	<50	<50	<50
92570178	EB-1-20211102	NA	11/02/2021	<5	<0.5	<0.5	<0.5	<0.5	<0.5	<5	<0.5	<0.5	<1	<0.5	<1	<0.5	<0.5	<0.5	<0.5	<0.5	<2	<0.5	<2	<0.5	<2	<0.5	<0.5	<0.5	<0.5	<0.5	<1	<0.5	<0.5	<0.5	<1	<1.5	<1	<0.5	<50	<50	<50	<50
92570178	FB-1-20211102	NA	11/02/2021	NA	<0.5	<0.5	<0.5	<0.5	<0.5	<5	<0.5	<0.5	<1	<0.5	<1	<0.5	<0.5	<0.5	<0.5	<0.5	<2	<0.5	<2	<0.5	<2	<0.5	<0.5	<0.5	<0.5	<0.5	<1	<0.5	<0.5	<0.5	<1	<1.5	<1	<0.5	<50	<50	<50	<50
92570181	EB-2-20211102	NA	11/02/2021	<5	<0.5	<0.5	<0.5	<0.5	<0.5	<5	<0.5	<0.5	<1	<0.5	<1	<0.5	<0.5	<0.5	<0.5	<0.5	<2	<0.5	<2	<0.5	<2	<0.5	<0.5	<0.5	<0.5	<0.5	<1	<0.5	<0.5	<0.5	<1	<1.5	<1	<0.5	<50	<50	<50	<50
92570181	FB-2-20211102	NA	11/02/2021	NA	<0.5	<0.5	<0.5	<0.5	<0.5	<5	<0.5	<0.5	<1	<0.5	<1	<0.5	<0.5	<0.5	<0.5	<0.5	<2	<0.5	<2	<0.5	<2	<0.5	<0.5	<0.5	<0.5	<0.5	<1	<0.5	<0.5	<0.5	<1	<1.5	<1	<0.5	<50	<50	<50	<50
92570483	EB-1-20211103	NA	11/03/2021	<5	<0.5	<0.5	<0.5	<0.5	<0.5	<5	<0.5	<0.5	<1	<0.5	<1	<0.5	<0.5	<0.5	<0.5	<0.5	<2	<0.5	<2	<0.5	<2	<0.5	<0.5	<0.5	<0.5	<0.5	<1	<0.5	<0.5	<0.5	<1	<1.5	<1	<0.5	<50	<50	<50	<50
92570483	EB-2-20211103	NA	11/03/2021	<5	<0.5	<0.5	<0.5	<0.5	<0.5	<5	<0.5	<0.5	<1	<0.5	<1	<0.5	<0.5	<0.5	<0.5	<0.5	<2	<0.5	<2	<0.5	<2	<0.5	<0.5	<0.5	<0.5	<0.5	<1	<0.5	<0.5	<0.5	<1	<1.5	<1	<0.5	<50	<50	<50	<50
92570483	FB-1-202211103	NA	11/03/2021	NA	<0.5	<0.5	<0.5	<0.5	<0.5	<5	<0.5	<0.5	<1	<0.5	<1	<0.5	<0.5	<0.5	<0.5	<0.5	<2	<0.5	<2	<0.5	<2	<0.5	<0.5	<0.5	<0.5	<0.5	<1	<0.5	<0.5	<0.5	<1	<1.5	<1	<0.5	<50	<50	<50	<50
92570483	FB-2-202211103	NA	11/03/2021	NA	<0.5	<0.5	<0.5	<0.5	<0.5	<5	<0.5	<0.5	<1	<0.5	<1	<0.5	<0.5	<0.5	<0.5	<0.5	<2	<0.5	<2	<0.5	<2	<0.5	<0.5	<0.5	<0.5	<0.5	<1	<0.5	<0.5	<0.5	<1	<1.5	<1	<0.5	<50	<50	<50	<50
92570816	EB-1-20211104	NA	11/04/2021	<5	<0.5	<0.5	<0.5	<0.5	<0.5	<5	<0.5	<0.5	<1	<0.5	<1	<0.5	<0.5	<0.5	<0.5	<0.5	<2	<0.5	<2	<0.5	<2	<0.5	<0.5	<0.5	<0.5	<0.5	<1	<0.5	<0.5	<0.5	<1	<1.5	<1	<0.5	<50	<50	<50	<50
92570816	EB-2-20211104	NA	11/04/2021	<5	<0.5	<0.5	<0.5	<0.5	<0.5	<5	<0.5	<0.5	<1	<0.5	<1	<0.5	<0.5	<0.5	<0.5	<0.5	<2	<0.5	<2	<0.5	<2	<0.5	<0.5	<0.5	<0.5	<0.5	<1	<0.5	<0.5	<0.5	<1	<1.5	<1	<0.5	<50	<50	<50	<50
92570816	FB-1-20211104	NA	11/04/2021	NA	<0.5	<0.5	<0.5	<0.5	<0.5	<5	<0.5	<0.5	<1	<0.5	<1	<0.5	<0.5	<0.5	<0.5	<0.5	<2	<0.5	<2	<0.5	<2	<0.5	<0.5	<0.5	<0.5	<0.5	<1	<0.5	<0.5	<0.5	<1	<1.5	<1	<0.5	<50	<50	<50	<50
92570816	FB-2-20211104	NA	11/04/2021	NA	<0.5	<0.5	<0.5	<0.5	<0.5	<5	<0.5	<0.5	<1	<0.5	<1	<0.5	<0.5	<0.5	<0.5	<0.5	<2	<0.5	<2	<0.5	<2	<0.5	<0.5	<0.5	<0.5	<0.5	<1	<0.5	<0.5	<0.5	<1	<1.5	<1	<0.5	<50	<50	<50	<50
92571046	FB-1-20211105	NA	11/05/2021	NA	<0.5	<0.5	<0.5	<0.5	<0.5	<5	<0.5	<0.5	<1	<0.5	<1	<0.5	<0.5	<0.5	<0.5	<0.5	<2	<0.5	<2	<0.5	<2	<0.5	<0.5	<0.5	<0.5	<0.5	<1	<0.5	<0.5	<0.5	<1	<1.5	<1	<0.5	<50	<50	<50	<50
92571040	EB-1-20211105	NA	11/05/2021	<5	<0.5	<0.5	<0.5	<0.5	<0.5	<5	<0.5	<0.5	<1	<0.5	<1	<0.5	<0.5	<0.5	<0.5	<0.5	<2	<0.5	<2	<0.5	<2	<0.5	<0.5	<0.5	<0.5	<0.5	<1	<0.5	<0.5	<0.5	<1	<1.5	<1	<0.5	<50	<50	<50	<50
92574894	EB-2-20211130	NA	11/30/2021	<5	<0.5	<0.5	<0.5	<0.5	<0.5	<5	<0.5	<0.5	<1	<0.5	<1	<0.5	<0.5	<0.5	<0.5	<0.5	<2	<0.5	<2	<0.5	<2	<0.5	<0.5	<0.5	<0.5	<0.5	<1	<0.5	<0.5	<0.5	<1	<1.5	<1	<0.5	<50	<50	<50	<50
92574894	FB-2-20211130	NA	11/30/2021	NA	<0.5	<0.5	<0.5	<0.5	<0.5	<5	<0.5	<0.5	<1	<0.5	<1	<0.5	<0.5	<0.5	<0.5	<0.5	<2	<0.5	<2	<0.5	<2	<0.5	<0.5	<0.5	<0.5	<0.5	<1	<0.5	<0.5	<0.5	<1	<1.5	<1	<0.5	<50	<50	<50	<50
92574905	EB-1-20211130	NA	11/30/2021	<5	<0.5	<0.5	<0.5	<0.5	<0.5	<5	<0.5	<0.5	<1	<0.5	<1	<0.5	<0.5	<0.5	<0.5	<0.5	<2	<0.5	<2	<0.5	<2	<0.5	<0.5	<0.5	<0.5	<0.5	<1	<0.5	<0.5	<0.5	<1	<1.5	<1	<0.5	<50	<50	<50	<50
92574898	FB-1-20211130	NA	11/30/2021	NA	<0.5	<0.5	<0.5	<0.5	<0.5	<5	<0.5	<0.5	<1	<0.5	<1	<0.5	<0.5	<0.5	<0.5	<0.5	<2	<0.5	<2	<0.5	<2	<0.5	<0.5	<0.5	<0.5	<0.5	<1	<0.5	<0.5	<0.5	<1	<1.5	<1	<0.5	<50	<50	<50	<50
92575208	EB-1-20211201	NA	12/01/2021	<5	<0.5	<0.5	<0.5	<0.5	<0.5	<5	<0.5	<0.5	<1	<0.5	<1	<0.5	<0.5	<0.5	<0.5	<0.5	<2	<0.5	<2	<0.5	<2	<0.5	<0.5	<0.5	<0.5	<0.5	<1	<0.5	<0.5	<0.5	<1	<1.5	<1	<0.5	<50	<50	<50	<50
92575462	FB-1-20211201	NA	12/01/2021	NA	<0.5	<0.5	<0.5	<0.5	<0.5	<5	<0.5	<0.5	<1	<0.5	<1	<0.5	<0.5	<0.5	<0.5	<0.5	<2	<0.5	<2	<0.5	<2	<0.5	<0.5	<0.5	<0.5	<0.5	<1	<0.5	<0.5	<0.5	<1	<1.5	<1	<0.5	<50	<50	<50	<50
92575206	EB-2-20211201	NA	12/01/2021	<5	<0.5	<0.5	<0.5	<0.5	<0.5	<5	<0.5	<0.5	<1	<0.5	<1	<0.5	<0.5	<0.5	<0.5	<0.5	<2	<0.5	<2	<0.5	<2	<0.5	<0.5	<0.5	<0.5	<0.5	<1	<0.5	<0.5	<0.5	<1	<1.5	<1	<0.5	<50	<50	<50	<50
92575206	FB-2-20211201	NA	12/01/2021	NA	<0.5	<0.5	<0.5	<0.5	<0.5	<5	<0.5	<0.5	<1	<0.5	<1	<0.5	<0.5	<0.5	<0.5	<0.5	<2	<0.5	<2	<0.5	<2	<0.5	<0.5	<0.5	<0.5	<0.5	<1	<0.5	<0.5	<0.5	<1	<1.5	<1	<0.5	<50	<50	<50	<50
92575654	EB-1-20211202	NA	12/02/2021	<5	<0.5	<0.5	<0.5	<0.5	<0.5	<5	<0.5	<0.5	<1	<0.5	<1	<0.5	<0.5	<0.5	<0.5	<0.5	<2	<0.5	<2	<0.5	<2	<0.5	<0.5	<0.5	<0.5	<0.5	<1	<0.5	<0.5	<0.5	<1	<1.5	<1	<0.5	<50	<50	<50	<50
92575654	EB-2-20211202	NA	12/02/2021	<5	<0.5	<0.5	<0.5	<0.5	<0.5	<5	<0.5	<0.5	<1	<0.5	<1	<0.5	<0.5	<0.5	<0.5	<0.5	<2	<0.5	<2	<0.5	<2	<0.5	<0.5	<0.5	<0.5	<0.5	<1	<0.5	<0.5	<0.5	<1	<1.5	<1	<0.5	<50	<50	<50	<50
92575654	FB-1-20211202	NA	12/02/2021	NA	<0.5	<0.5	<0.5	<0.5	<0.5	<5	<0.5	<0.5	<1	<0.5	<1	<0.5	<0.5	<0.5	<0.5	<0.5	<2	<0.5	<2	<0.5	<2	<0.5	<0.5	<0.5	<0.5	<0.5	<1	<0.5	<0.5	<0.5	<1	<1.5	<1	<0.5	<50	<50	<50	<50
92575654	FB-2-20211202	NA	12/02/2021	NA	<0.5	<0.5	<0.5	<0.5	<0.5	<5	<0.5	<0.5	<1	<0.5	<1	<0.5	<0.5	<0.5	<0.5	<0.5	<2	<0.5	<2	<0.5	<2	<0.5	<0.5	<0.5	<0.5	<0.5	<1	<0.5	<0.5	<0.5	<1	<1.5	<1	<0.5	<50	<50	<50	<50
92575770	EB-1-20211203	NA	12/03/2021	<5	<0.5	<0.5	<0.5	<0.5	<0.5	<5	<0.5	<0.5	<1	<0.5	<1	<0.5	<0.5	<0.5	<0.5	<0.5	<2	<0.5	<2	<0.5	<2	<0.5	<0.5	<0.5	<0.5	<0.5	<1	<0.5	<0.5	<0.5	<1	<1.5	<1	<0.5	<50	<50	<50	<50
92575770	FB-1-20211203	NA	12/03/2021	NA	<0.5	<0.5	<0.5	<0.5	<0.5	<5	<0.5	<0.5	<1	<0.5	<1	<0.5	<0.5	<0.5	<0.5	<0.5	<2	<0.5	<2	<0.5	<2	<0.5	<0.5	<0.5	<0.5	<0.5	<1	<0.5	<0.5	<0.5	<1	<1.5	<1	<0.5	<50	<50	<50	<50
92580645 92580644	EB-1-20220103	NA	01/03/2022	<5	<0.5	<0.5	<0.5	<0.5	<0.5	<5	<0.5	<0.5	<1	<0.5	<1	<0.5	<0.5	<0.5	<0.5	<0.5	<2	<0.5	<2	<0.5	<2	<0.5	<0.5	<0.5	<0.5	<0.5	<1	<0.5	<0.5	<0.5	<1	<1.5	<1	<0.5	<50	<50	<50	<50
92580642	FB-1-20220103	NA	01/03/2022	NA	<0.5	<0.5	<0.5	<0.5	<0.5	<5	<0.5	<0.5	<1	<0.5	<1	<0.5	<0.5	<0.5	<0.5	<0.5	<2	<0.5	<2	<0.5	<2	<0.5	<0.5	<0.5	<0.5	<0.5	<1	<0.5	<0.5	<0.5	<1	<1.5	<1	<0.5	<50	<50	<50	<50
92580645 92580644	EB-2-20220103	NA	01/03/2022	<5	<0.5	<0.5	<0.5	<0.5	<0.5	<5	<0.5	<0.5	<1	<0.5	<1	<0.5	<0.5	<0.5	<0.5	<0.5	<2	<0.5	<2	<0.5	<2	<0.5	<0.5	<0.5	<0.5	<0.5	<1	<0.5	<0.5	<0.5	<1	<1.5	<1	<0.5	<50	<50	<50	<50
92580647	FB-2-20220103	NA	01/03/2022	NA	<0.5	<0.5	<0.5	<0.5	<0.5	<5	<0.5	<0.5	<1	<0.5	<1	<0.5	<0.5	<0.5	<0.5	<0.5	<2	<0.5	<2	<0.5	<2	<0.5	<0.5	<0.5	<0.5	<0.5	<1	<0.5	<0.5	<0.5	<1	<1.5	<1	<0.5	<50	<50	<50	<50
92580901	FB-1-20220104	NA	01/04/2022	NA	<0.5	<0.5	<0.5	<0.5	<0.5	<5	<0.5	<0.5	<1	<0.5	<1	<0.5	<0.5	<0.5	<0.5	<0.5	<2	<0.5	<2	<0.5	<2	<0.5	<0.5	<0.5	<0.5	<0.5	<1	<0.5	<0.5	<0.5	<1	<1.5	<1	<0.5	<50	<50	<50	<50
92580903 92580955	EB-1-20220104	NA	01/04/2022	<5	<0.5	<0.5	<0.5	<0.5	<0.5	<5	<0.5	<0.5	<1	<0.5	<1	<0.5	<0.5	<0.5	<0.5	<0.5	<2	<0.5	<2	<0.5	<2	<0.5	<0.5	<0.5	<0.5	<0.5	<1	<0.5	<0.5	<0.5	<1	<1.5	<1	<0.5	<50	<50	<50	<50
92580903 92580955	EB-2-20220104	NA	01/04/2022	<5	<0.5	<0.5	<0.5	<0.5	<0.5	<5	<0.5	<0.5	<1	<0.5	<1	<0.5	<0.5	<0.5	<0.5	<0.5	<2	<0.5	<2	<0.5	<2	<0.5	<0.5	<0.5	<0.5	<0.5	<1	<0.5	<0.5	<0.5	<1	<1.5	<1	<0.5	<50	<50	<50	<50
92580903	FB-2-20220104	NA	01/04/2022	NA	<0.5	<0.5	<0.5	<0.5	<0.5	<5	<0.5	<0.5	<1	<0.5	<1	<0.5	<0.5	<0.5	<0.5	<0.5	<2	<0.5	<2	<0.5	<2	<0.5	<0.5	<0.5	<0.5	<0.5	<1	<0.5	<0.5	<0.5	<1	<1.5	<1	<0.5	<50	<50	<50	<50
92581193	FB-1-20220105	NA	01/05/2022	NA	<0.5	<0.5	<0.5	<0.5	<0.5	<5	<0.5	<0.5	<1	<0.5	<1	<0.5	<0.5	<0.5	<0.5	<0.5	<2	<0.5	<2	<0.5	<2	<0.5	<0.5	<0.5	<0.5	<0.5	<1	<0.5	<0.5	<0.5	<1	<1.5	<1	<0.5	<50	<50	<50	<50
92583209	EB-1-20220105	NA	01/05/2022	<5	<0.5	<0.5	<0.5	<0.5	<0.5	<5	<0.5	<0.5	<1	<0.5	<1	<0.5	<0.5	<0.5	<0.5	<0.5	<2	<0.5	<2	<0.5	<2	<0.5	<0.5	<0.5	<0.5	<0.5	<1	<0.5	<0.5	<0.5	<1	<1.5	<1	<0.5	<50	<50	<50	<50
92583209	EB-2-20220105	NA	01/05/2022	<5	<0.5	<0.5	<0.5	<0.5	<0.5	<5	<0.5	<0.5	<1	<0.5	<1	<0.5	<0.5	<0.5	<0.5	<0.5	<2	<0.5	<2	<0.5	<2	<0.5	<0.5	<0.5	<0.5	<0.5	<1	<0.5	<0.5	<0.5	<1	<1.5	<1	<0.5	<50	<50	<50	<50
92583209	FB-2-20220105	NA	01/05/2022	NA	<0.5	<0.5	<0.5	<0.5	<0.5	<5	<0.5	<0.5	<1	<0.5	<1	<0.5	<0.5	<0.5	<0.5	<0.5	<2	<0.5	<2	<0.5	<2	<0.5	<0.5	<0.5	<0.5	<0.5	<1	<0.5	<0.5	<0.5	<1	<1.5	<1	<0.5	<50	<50	<50	<50
92583376	EB-1-20220106	NA	01/06/2022	<5	<0.5	<0.5	<0.5	<0.5	<0.5	<5	<0.5	<0.5	<1	<0.5	<1	<0.5	<0.5	<0.5	<0.5	<0.5	<2	<0.5	<2	<0.5	<2	<0.5	<0.5	<0.5	<0.5	<0.5	<1	<0.5	<0.5	<0.5	<1	<1.5	<1	<0.5	<50	<50	<50	<50
92583376	EB-2-20220106	NA	01/06/2022	<5	<0.5	<0.5	<0.5	<0.5	<0.5	<5	<0.5	<0.5	<1	<0.5	<1	<0.5	<0.5	<0.5	<0.5	<0.5	<2	<0.5	<2	<0.5	<2	<0.5	<0.5	<0.5	<0.5	<0.5	<1	<0.5	<0.5	<0.5	<1	<1.5	<1	<0.5	<50	<50	<50	<50
92583376	FB-1-20220106	NA	01/06/2022	NA	<0.5	<0.5	<0.5	<0.5	<0.5	<5	<0.5	<0.5	<1	<0.5	<1	<0.5	<0.5	<0.5	<0.5	<0.5	<2	<0.5	<2	<0.5	<2	<0.5	<0.5	<0.5	<0.5	<0.5	<1	<0.5	<0.5	<0.5	<1	<1.5	<1	<0.5	<50	<50	<50	<50
92583376	FB-2-20220106	NA	01/06/2022	NA	<0.5	<0.5	<0.5	<0.5	<0.5	<5	<0.5	<0.5	<1	<0.5	<1	<0.5	<0.5	<0.5	<0.5	<0.5	<2	<0.5	<2	<0.5	<2	<0.5	<0.5	<0.5	<0.5	<0.5	<1	<0.5	<0.5	<0.5	<1	<1.5	<1	<0.5	<50	<50	<50	<50
92581742	EB-1-20220107	NA	01/07/2022	<5	<0.5	<0.5	<0.5	<0.5	<0.5	<5	<0.5	<0.5	<1	<0.5	<1	<0.5	<0.5	<0.5	<0.5	<0.5	<2	<0.5	<2	<0.5	<2	<0.5	<0.5	<0.5	<0.5	<0.5	<1	<0.5	<0.5	<0.5	<1	<1.5	<1	<0.5	<50	<50	<50	<50
92581742	FB-1-20220107	NA	01/07/2022	NA	<0.5	<0.5	<0.5	<0.5	<0.5	<5	<0.5	<0.5	<1	<0.5	<1	<0.5	<0.5	<0.5	<0.5	<0.5	<2	<0.5	<2	<0.5	<2	<0.5	<0.5	<0.5	<0.5	<0.5	<1	<0.5	<0.5	<0.5	<1	<1.5	<1	<0.5	<50	<50	<50	<50
92585316	EB-1-20220131	NA	01/31/2022	NA	<0.5	<0.5	<0.5	<0.5	<0.5	<5	<0.5	<0.5	<1	<0.5	<1	<0.5	<0.5	<0.5	<0.5	<0.5	<2	<0.5	<2	<0.5	<2	<0.5	<0.5	<0.5	<0.5	<0.5	<1	<0.5	<0.5	<0.5	<1	<1.5	<1	<0.5	<50	<50	<50	<50
92585316	FB-1-20220131	NA	01/31/2022	<5	<0.5	<0.5	<0.5	<0.5	<0.5	<5	<0.5	<0.5	<1	<0.5	<1	<0.5	<0.5	<0.5	<0.5	<0.5	<2	<0.5	<2	<0.5	<2	<0.5	<0.5	<0.5	<0.5	<0.5	<1	<0.5	<0.5	<0.5	<1	<1.5	<1	<0.5	<50	<50	<50	<50
92585315	EB-2-20220131	NA	01/31/2022	<5	<0.5	<0.5	<0.5	<0.5	<0.5	<5	<0.5	<0.5	<1	<0.5	<1	<0.5	<0.5	<0.5	<0.5	<0.5	<2	<0.5	<2	<0.5	<2	<0.5	<0.5	<0.5	<0.5	<0.5	<1	<0.5	<0.5	<0.5	<1	<1.5	<1	<0.5	<50	<50	<50	<50

Table 5A
Summary of Monitoring Well Sampling Results

Colonial Pipeline Company
2020-L1-SR2448
Huntersville, North Carolina

Lab Report Number	Sample ID	Well ID	Sample Date	Metals (µg/L)	VOCs (µg/L)																																MADEP VPH (µg/L)			
				Lead	Benzene	Bromobenzene	Bromochloromethane	Bromodichloromethane	Bromoform	Bromomethane	n-Butylbenzene	sec-Butylbenzene	Chloroethane	Chloroform	Chloromethane	2-Chlorotoluene	Dibromochloromethane	1,2-Dichloroethane	Diisopropyl ether	Ethylbenzene	Hexachloro-1,3-butadiene	Isopropylbenzene (Cumene)	Methylene Chloride	Methyl-tert-butyl ether	Naphthalene	n-Propylbenzene	Styrene	Tetrachloroethene	Toluene	Trichloroethene	Trichlorofluoromethane	1,2,3-Trichloropropane	1,2,4-Trimethylbenzene	1,3,5-Trimethylbenzene	Vinyl chloride	Xylene (Total)	m&p-Xylene	o-Xylene	C5 - C8 Aliphatics	C9 - C12 Aliphatics	C9 - C10 Aromatics	VPH (Total)
NCAC 2L Standards				**15**	**1**	**NE**	**NE**	**0.6**	**4**	**10**	**70**	**70**	**3000**	**70**	**3**	**100**	**0.4**	**0.4**	**70**	**600**	**0.4**	**70**	**5**	**20**	**6**	**70**	**70**	**0.7**	**600**	**3**	**2000**	**0.005**	**400**	**400**	**0.03**	**500**	**500**	**500**	**400**	**700**	**200**	**NE**
IMAC Standards				**--**	**--**	**--**	**--**	**--**	**--**	**--**	**--**	**--**	**--**	**--**	**--**	**--**	**--**	**--**	**--**	**--**	**--**	**--**	**--**	**--**	**--**	**--**	**--**	**--**	**--**	**--**	**--**	**--**	**--**	**--**	**--**	**--**	**--**	**--**	**--**	**--**	**--**
92585315	FB-2-0220131	NA	01/31/2022	NA	<0.5	<0.5	<0.5	<0.5	<0.5	<5	<0.5	<0.5	<1	<0.5	<1	<0.5	<0.5	<0.5	<0.5	<0.5	<2	<0.5	<2	<0.5	<2	<0.5	<0.5	<0.5	<0.5	<0.5	<1	<0.5	<0.5	<0.5	<1	<1.5	<1	<0.5	<50	<50	<50	<50
92585562	EB-1-20220201	NA	02/01/2022	<5	<0.5	<0.5	<0.5	<0.5	<0.5	<5	<0.5	<0.5	<1	<0.5	<1	<0.5	<0.5	<0.5	<0.5	<0.5	<2	<0.5	<2	<0.5	<2	<0.5	<0.5	<0.5	<0.5	<0.5	<1	<0.5	<0.5	<0.5	<1	<1.5	<1	<0.5	<50	<50	<50	<50
92585562	FB-2-20220201	NA	02/01/2022	NA	<0.5	<0.5	<0.5	<0.5	<0.5	<5	<0.5	<0.5	<1	<0.5	<1	<0.5	<0.5	<0.5	<0.5	<0.5	<2	<0.5	<2	<0.5	<2	<0.5	<0.5	<0.5	<0.5	<0.5	<1	<0.5	<0.5	<0.5	<1	<1.5	<1	<0.5	<50	<50	<50	<50
92585560	EB-2-20220201	NA	02/01/2022	<5	<0.5	<0.5	<0.5	<0.5	<0.5	<5	<0.5	<0.5	<1	<0.5	<1	<0.5	<0.5	<0.5	<0.5	<0.5	<2	<0.5	<2	<0.5	<2	<0.5	<0.5	<0.5	<0.5	<0.5	<1	<0.5	<0.5	<0.5	<1	<1.5	<1	<0.5	<50	<50	<50	<50
92585560	FB-1-20220201	NA	02/01/2022	NA	<0.5	<0.5	<0.5	<0.5	<0.5	<5	<0.5	<0.5	<1	<0.5	<1	<0.5	<0.5	<0.5	<0.5	<0.5	<2	<0.5	<2	<0.5	<2	<0.5	<0.5	<0.5	<0.5	<0.5	<1	<0.5	<0.5	<0.5	<1	<1.5	<1	<0.5	<50	<50	<50	<50
92585900	EB-1-20220202	NA	02/02/2022	<5	<0.5	<0.5	<0.5	<0.5	<0.5	<5	<0.5	<0.5	<1	<0.5	<1	<0.5	<0.5	<0.5	<0.5	<0.5	<2	<0.5	<2	<0.5	<2	<0.5	<0.5	<0.5	<0.5	<0.5	<1	<0.5	<0.5	<0.5	<1	<1.5	<1	<0.5	<50	<50	<50	<50
92585900	EB-2-20220202	NA	02/02/2022	<5	<0.5	<0.5	<0.5	<0.5	<0.5	<5	<0.5	<0.5	<1	<0.5	<1	<0.5	<0.5	<0.5	<0.5	<0.5	<2	<0.5	<2	<0.5	<2	<0.5	<0.5	<0.5	<0.5	<0.5	<1	<0.5	<0.5	<0.5	<1	<1.5	<1	<0.5	<50	<50	<50	<50
92585900	FB-1-20220202	NA	02/02/2022	NA	<0.5	<0.5	<0.5	<0.5	<0.5	<5	<0.5	<0.5	<1	<0.5	<1	<0.5	<0.5	<0.5	<0.5	<0.5	<2	<0.5	<2	<0.5	<2	<0.5	<0.5	<0.5	<0.5	<0.5	<1	<0.5	<0.5	<0.5	<1	<1.5	<1	<0.5	<50	<50	<50	<50
92585897	FB-2-20220202	NA	02/02/2022	NA	<0.5	<0.5	<0.5	<0.5	<0.5	<5	<0.5	<0.5	<1	<0.5	<1	<0.5	<0.5	<0.5	<0.5	<0.5	<2	<0.5	<2	<0.5	<2	<0.5	<0.5	<0.5	<0.5	<0.5	<1	<0.5	<0.5	<0.5	<1	<1.5	<1	<0.5	<50	<50	<50	<50
92586178	EB-1-20220203	NA	02/03/2022	NA	<0.5	<0.5	<0.5	<0.5	<0.5	<5	<0.5	<0.5	<1	<0.5	<1	<0.5	<0.5	<0.5	<0.5	<0.5	<2	<0.5	<2	<0.5	<2	<0.5	<0.5	<0.5	<0.5	<0.5	<1	<0.5	<0.5	<0.5	<1	<1.5	<1	<0.5	<50	<50	<50	<50
92586178	EB-2-20220203	NA	02/03/2022	<5	<0.5	<0.5	<0.5	<0.5	<0.5	<5	<0.5	<0.5	<1	<0.5	<1	<0.5	<0.5	<0.5	<0.5	<0.5	<2	<0.5	<2	<0.5	<2	<0.5	<0.5	<0.5	<0.5	<0.5	<1	<0.5	<0.5	<0.5	<1	<1.5	<1	<0.5	<50	<50	<50	<50
92586178	FB-1-20220203	NA	02/03/2022	NA	<0.5	<0.5	<0.5	<0.5	<0.5	<5	<0.5	<0.5	<1	<0.5	<1	<0.5	<0.5	<0.5	<0.5	<0.5	<2	<0.5	<2	<0.5	<2	<0.5	<0.5	<0.5	<0.5	<0.5	<1	<0.5	<0.5	<0.5	<1	<1.5	<1	<0.5	<50	<50	<50	<50
92586178	FB-2-20220203	NA	02/03/2022	NA	<0.5	<0.5	<0.5	<0.5	<0.5	<5	<0.5	<0.5	<1	<0.5	<1	<0.5	<0.5	<0.5	<0.5	<0.5	<2	<0.5	<2	<0.5	<2	<0.5	<0.5	<0.5	<0.5	<0.5	<1	<0.5	<0.5	<0.5	<1	<1.5	<1	<0.5	<50	<50	<50	<50
92590512	EB-2-20220228	NA	02/28/2022	<5	<0.5	<0.5	<0.5	<0.5	<0.5	<5	<0.5	<0.5	<1	<0.5	<1	<0.5	<0.5	<0.5	<0.5	<0.5	<2	<0.5	<2	<0.5	<2	<0.5	<0.5	<0.5	<0.5	<0.5	<1	<0.5	<0.5	<0.5	<1	<1.5	<1	<0.5	<50	<50	<50	<50
92590512	FB-2-20220228	NA	02/28/2022	NA	<0.5	<0.5	<0.5	<0.5	<0.5	<5	<0.5	<0.5	<1	<0.5	<1	<0.5	<0.5	<0.5	<0.5	<0.5	<2	<0.5	<2	<0.5	<2	<0.5	<0.5	<0.5	<0.5	<0.5	<1	<0.5	<0.5	<0.5	<1	<1.5	<1	<0.5	<50	<50	<50	<50
92590516	EB-1-20220228	NA	02/28/2022	<5	<0.5	<0.5	<0.5	<0.5	<0.5	<5	<0.5	<0.5	<1	<0.5	<1	<0.5	<0.5	<0.5	<0.5	<0.5	<2	<0.5	<2	<0.5	<2	<0.5	<0.5	<0.5	<0.5	<0.5	<1	<0.5	<0.5	<0.5	<1	<1.5	<1	<0.5	<50	<50	<50	<50
92590515	FB-1-20220228	NA	02/28/2022	NA	<0.5	<0.5	<0.5	<0.5	<0.5	<5	<0.5	<0.5	<1	<0.5	<1	<0.5	<0.5	<0.5	<0.5	<0.5	<2	<0.5	<2	<0.5	<2	<0.5	<0.5	<0.5	<0.5	<0.5	<1	<0.5	<0.5	<0.5	<1	<1.5	<1	<0.5	<50	<50	<50	<50
92590778	EB-1-20220301	NA	03/01/2022	<5	<0.5	<0.5	<0.5	<0.5	<0.5	<5	<0.5	<0.5	<1	<0.5	<1	<0.5	<0.5	<0.5	<0.5	<0.5	<2	<0.5	<2	<0.5	<2	<0.5	<0.5	<0.5	<0.5	<0.5	<1	<0.5	<0.5	<0.5	<1	<1.5	<1	<0.5	<50	<50	<50	<50
92590778	EB-2-20220301	NA	03/01/2022	<5	<0.5	<0.5	<0.5	<0.5	<0.5	<5	<0.5	<0.5	<1	<0.5	<1	<0.5	<0.5	<0.5	<0.5	<0.5	<2	<0.5	<2	<0.5	<2	<0.5	<0.5	<0.5	<0.5	<0.5	<1	<0.5	<0.5	<0.5	<1	<1.5	<1	<0.5	<50	<50	<50	<50
92590778	FB-1-20220301	NA	03/01/2022	NA	<0.5	<0.5	<0.5	<0.5	<0.5	<5	<0.5	<0.5	<1	<0.5	<1	<0.5	<0.5	<0.5	<0.5	<0.5	<2	<0.5	<2	<0.5	<2	<0.5	<0.5	<0.5	<0.5	<0.5	<1	<0.5	<0.5	<0.5	<1	<1.5	<1	<0.5	<50	<50	<50	<50
92590778	FB-2-20220301	NA	03/01/2022	NA	<0.5	<0.5	<0.5	<0.5	<0.5	<5	<0.5	<0.5	<1	<0.5	<1	<0.5	<0.5	<0.5	<0.5	<0.5	<2	<0.5	<2	<0.5	<2	<0.5	<0.5	<0.5	<0.5	<0.5	<1	<0.5	<0.5	<0.5	<1	<1.5	<1	<0.5	<50	<50	<50	<50
92591151	EB-1-20220302	NA	03/02/2022	<5	<0.5	<0.5	<0.5	<0.5	<0.5	<5	<0.5	<0.5	<1	<0.5	<1	<0.5	<0.5	<0.5	<0.5	<0.5	<2	<0.5	<2	<0.5	<2	<0.5	<0.5	<0.5	<0.5	<0.5	<1	<0.5	<0.5	<0.5	<1	<1.5	<1	<0.5	<50	<50	<50	<50
92591151	EB-2-20220302	NA	03/02/2022	<5	<0.5	<0.5	<0.5	<0.5	<0.5	<5	<0.5	<0.5	<1	<0.5	<1	<0.5	<0.5	<0.5	<0.5	<0.5	<2	<0.5	<2	<0.5	<2	<0.5	<0.5	<0.5	<0.5	<0.5	<1	<0.5	<0.5	<0.5	<1	<1.5	<1	<0.5	<50	<50	<50	<50
92591151	FB-1-20220302	NA	03/02/2022	NA	<0.5	<0.5	<0.5	<0.5	<0.5	<5	<0.5	<0.5	<1	<0.5	<1	<0.5	<0.5	<0.5	<0.5	<0.5	<2	<0.5	<2	<0.5	<2	<0.5	<0.5	<0.5	<0.5	<0.5	<1	<0.5	<0.5	<0.5	<1	<1.5	<1	<0.5	<50	<50	<50	<50
92591151	FB-2-20220302	NA	03/02/2022	NA	<0.5	<0.5	<0.5	<0.5	<0.5	<5	<0.5	<0.5	<1	<0.5	<1	<0.5	<0.5	<0.5	<0.5	<0.5	<2	<0.5	<2	<0.5	<2	<0.5	<0.5	<0.5	<0.5	<0.5	<1	<0.5	<0.5	<0.5	<1	<1.5	<1	<0.5	<50	<50	<50	<50
92591327	EB-1-20220303	NA	03/03/2022	<5	<0.5	<0.5	<0.5	<0.5	<0.5	<5	<0.5	<0.5	<1	<0.5	<1	<0.5	<0.5	<0.5	<0.5	<0.5	<2	<0.5	<2	<0.5	<2	<0.5	<0.5	<0.5	<0.5	<0.5	<1	<0.5	<0.5	<0.5	<1	<1.5	<1	<0.5	<50	<50	<50	<50
92591327	EB-2-20220303	NA	03/03/2022	NA	<0.5	<0.5	<0.5	<0.5	<0.5	<5	<0.5	<0.5	<1	<0.5	<1	<0.5	<0.5	<0.5	<0.5	<0.5	<2	<0.5	<2	<0.5	<2	<0.5	<0.5	<0.5	<0.5	<0.5	<1	<0.5	<0.5	<0.5	<1	<1.5	<1	<0.5	<50	<50	<50	<50
92591327	FB-1-20220303	NA	03/03/2022	NA	<0.5	<0.5	<0.5	<0.5	<0.5	<5	<0.5	<0.5	<1	<0.5	<1	<0.5	<0.5	<0.5	<0.5	<0.5	<2	<0.5	<2	<0.5	<2	<0.5	<0.5	<0.5	<0.5	<0.5	<1	<0.5	<0.5	<0.5	<1	<1.5	<1	<0.5	<50	<50	<50	<50
92591327	FB-2-20220303	NA	03/03/2022	NA	<0.5	<0.5	<0.5	<0.5	<0.5	<5	<0.5	<0.5	<1	<0.5	<1	<0.5	<0.5	<0.5	<0.5	<0.5	<2	<0.5	<2	<0.5	<2	<0.5	<0.5	<0.5	<0.5	<0.5	<1	<0.5	<0.5	<0.5	<1	<1.5	<1	<0.5	<50	<50	<50	<50
92596954	EB-1-20220404	NA	04/04/2022	<5	<0.5	<0.5	<0.5	<0.5	<0.5	<5	<0.5	<0.5	<1	<0.5	<1	<0.5	<0.5	<0.5	<0.5	<0.5	<2	<0.5	<2	<0.5	<2	<0.5	<0.5	<0.5	<0.5	<0.5	<1	<0.5	<0.5	<0.5	<1	<1.5	<1	<0.5	<50	<50	<50	<50
92596954	EB-2-20220404	NA	04/04/2022	<5	<0.5	<0.5	<0.5	<0.5	<0.5	<5	<0.5	<0.5	<1	<0.5	<1	<0.5	<0.5	<0.5	<0.5	<0.5	<2	<0.5	<2	<0.5	<2	<0.5	<0.5	<0.5	<0.5	<0.5	<1	<0.5	<0.5	<0.5	<1	<1.5	<1	<0.5	<50	<50	<50	<50
92596954	FB-1-20220404	NA	04/04/2022	NA	<0.5	<0.5	<0.5	<0.5	<0.5	<5	<0.5	<0.5	<1	<0.5	<1	<0.5	<0.5	<0.5	<0.5	<0.5	<2	<0.5	<2	<0.5	<2	<0.5	<0.5	<0.5	<0.5	<0.5	<1	<0.5	<0.5	<0.5	<1	<1.5	<1	<0.5	<50	<50	<50	<50
92596955	FB-2-20220404	NA	04/04/2022	NA	<0.5	<0.5	<0.5	<0.5	<0.5	<5	<0.5	<0.5	<1	<0.5	<1	<0.5	<0.5	<0.5	<0.5	<0.5	<2	<0.5	<2	<0.5	<2	<0.5	<0.5	<0.5	<0.5	<0.5	<1	<0.5	<0.5	<0.5	<1	<1.5	<1	<0.5	<50	<50	<50	<50
92597241	EB-1-20220405	NA	04/05/2022	<5	<0.5	<0.5	<0.5	<0.5	<0.5	<5	<0.5	<0.5	<1	<0.5	<1	<0.5	<0.5	<0.5	<0.5	<0.5	<2	<0.5	<2	<0.5	<2	<0.5	<0.5	<0.5	<0.5	<0.5	<1	<0.5	<0.5	<0.5	<1	<1.5	<1	<0.5	<50	<50	<50	<50
92597241	EB-2-20220405	NA	04/05/2022	<5	<0.5	<0.5	<0.5	<0.5	<0.5	<5	<0.5	<0.5	<1	<0.5	<1	<0.5	<0.5	<0.5	<0.5	<0.5	<2	<0.5	<2	<0.5	<2	<0.5	<0.5	<0.5	<0.5	<0.5	<1	<0.5	<0.5	<0.5	<1	<1.5	<1	<0.5	<50	<50	<50	<50
92597241	FB-2-20220405	NA	04/05/2022	NA	<0.5	<0.5	<0.5	<0.5	<0.5	<5	<0.5	<0.5	<1	<0.5	<1	<0.5	<0.5	<0.5	<0.5	<0.5	<2	<0.5	<2	<0.5	<2	<0.5	<0.5	<0.5	<0.5	<0.5	<1	<0.5	<0.5	<0.5	<1	<1.5	<1	<0.5	<50	<50	<50	<50
92597250	FB-1-20220405	NA	04/05/2022	NA	<0.5	<0.5	<0.5	<0.5	<0.5	<5	<0.5	<0.5	<1	<0.5	<1	<0.5	<0.5	<0.5	<0.5	<0.5	<2	<0.5	<2	<0.5	<2	<0.5	<0.5	<0.5	<0.5	<0.5	<1	<0.5	<0.5	<0.5	<1	<1.5	<1	<0.5	<50	<50	<50	<50
92598233	EB-1-20220407	NA	04/07/2022	<5	<0.5	<0.5	<0.5	<0.5	<0.5	<5	<0.5	<0.5	<1	<0.5	<1	<0.5	<0.5	<0.5	<0.5	<0.5	<2	<0.5	<2	<0.5	<2	<0.5	<0.5	<0.5	<0.5	<0.5	<1	<0.5	<0.5	<0.5	<1	<1.5	<1	<0.5	<50	<50	<50	<50
92598233	EB-2-20220407	NA	04/07/2022	<5	<0.5	<0.5	<0.5	<0.5	<0.5	<5	<0.5	<0.5	<1	<0.5	<1	<0.5	<0.5	<0.5	<0.5	<0.5	<2	<0.5	<2	<0.5	<2	<0.5	<0.5	<0.5	<0.5	<0.5	<1	<0.5	<0.5	<0.5	<1	<1.5	<1	<0.5	<50	<50	<50	<50
92598233	FB-1-20220407	NA	04/07/2022	NA	<0.5	<0.5	<0.5	<0.5	<0.5	<5	<0.5	<0.5	<1	<0.5	<1	<0.5	<0.5	<0.5	<0.5	<0.5	<2	<0.5	<2	<0.5	<2	<0.5	<0.5	<0.5	<0.5	<0.5	<1	<0.5	<0.5	<0.5	<1	<1.5	<1	<0.5	<50	<50	<50	<50
92598233	FB-2-20220407	NA	04/07/2022	NA	<0.5	<0.5	<0.5	<0.5	<0.5	<5	<0.5	<0.5	<1	<0.5	<1	<0.5	<0.5	<0.5	<0.5	<0.5	<2	<0.5	<2	<0.5	<2	<0.5	<0.5	<0.5	<0.5	<0.5	<1	<0.5	<0.5	<0.5	<1	<1.5	<1	<0.5	<50	<50	<50	<50
92597624	EB-1-20220406	NA	04/06/2022	<5	<0.5	<0.5	<0.5	<0.5	<0.5	<5	<0.5	<0.5	<1	<0.5	<1	<0.5	<0.5	<0.5	<0.5	<0.5	<2	<0.5	<2	<0.5	<2	<0.5	<0.5	<0.5	<0.5	<0.5	<1	<0.5	<0.5	<0.5	<1	<1.5	<1	<0.5	<50	<50	<50	<50
92597624	EB-2-20220406	NA	04/06/2022	<5	<0.5	<0.5	<0.5	<0.5	<0.5	<5	<0.5	<0.5	<1	<0.5	<1	<0.5	<0.5	<0.5	<0.5	<0.5	<2	<0.5	<2	<0.5	<2	<0.5	<0.5	<0.5	<0.5	<0.5	<1	<0.5	<0.5	<0.5	<1	<1.5	<1	<0.5	<50	<50	<50	<50
92597624	FB-1-20220406	NA	04/06/2022	NA	<0.5	<0.5	<0.5	<0.5	<0.5	<5	<0.5	<0.5	<1	<0.5	<1	<0.5	<0.5	<0.5	<0.5	<0.5	<2	<0.5	<2	<0.5	<2	<0.5	<0.5	<0.5	<0.5	<0.5	<1	<0.5	<0.5	<0.5	<1	<1.5	<1	<0.5	<50	<50	<50	<50
92597624	FB-2-20220406	NA	04/06/2022	NA	<0.5	<0.5	<0.5	<0.5	<0.5	<5	<0.5	<0.5	<1	<0.5	<1	<0.5	<0.5	<0.5	<0.5	<0.5	<2	<0.5	<2	<0.5	<2	<0.5	<0.5	<0.5	<0.5	<0.5	<1	<0.5	<0.5	<0.5	<1	<1.5	<1	<0.5	<50	<50	<50	<50
92598325	EB-1-20220408	NA	04/08/2022	<5	<0.5	<0.5	<0.5	<0.5	<0.5	<5	<0.5	<0.5	<1	<0.5	<1	<0.5	<0.5	<0.5	<0.5	<0.5	<2	<0.5	<2	<0.5	<2	<0.5	<0.5	<0.5	<0.5	<0.5	<1	<0.5	<0.5	<0.5	<1	<1.5	<1	<0.5	<50	<50	<50	**57.8**
92598325	FB-1-20220408	NA	04/08/2022	NA	<0.5	<0.5	<0.5	<0.5	<0.5	<5	<0.5	<0.5	<1	<0.5	<1	<0.5	<0.5	<0.5	<0.5	<0.5	<2	<0.5	<2	<0.5	<2	<0.5	<0.5	<0.5	<0.5	<0.5	<1	<0.5	<0.5	<0.5	<1	<1.5	<1	<0.5	<50	<50	<50	<50
92602190	EB-1-05022022	NA	05/02/2022	<5	<0.5	<0.5	<0.5	<0.5	<0.5	<5	<0.5	<0.5	<1	<0.5	<1	<0.5	<0.5	<0.5	<0.5	<0.5	<2	<0.5	<2	<0.5	<2	<0.5	<0.5	<0.5	<0.5	<0.5	<1	<0.5	<0.5	<0.5	<1	<1.5	<1	<0.5	<50	<50	<50	<50
92602190	FB-1-05022022	NA	05/02/2022	NA	<0.5	<0.5	<0.5	<0.5	<0.5	<5	<0.5	<0.5	<1	<0.5	<1	<0.5	<0.5	<0.5	<0.5	<0.5	<2	<0.5	<2	<0.5	<2	<0.5	<0.5	<0.5	<0.5	<0.5	<1	<0.5	<0.5	<0.5	<1	<1.5	<1	<0.5	<50	<50	<50	<50
92602194	EB-2-20220502	NA	05/02/2022	<5	<0.5	<0.5	<0.5	<0.5	<0.5	<5	<0.5	<0.5	<1	<0.5	<1	<0.5	<0.5	<0.5	<0.5	<0.5	<2	<0.5	<2	<0.5	<2	<0.5	<0.5	<0.5	<0.5	<0.5	<1	<0.5	<0.5	<0.5	<1	<1.5	<1	<0.5	<50	<50	<50	<50
92602194	FB-2-20220502	NA	05/02/2022	NA	<0.5	<0.5	<0.5	<0.5	<0.5	<5	<0.5	<0.5	<1	<0.5	<1	<0.5	<0.5	<0.5	<0.5	<0.5	<2	<0.5	<2	<0.5	<2	<0.5	<0.5	<0.5	<0.5	<0.5	<1	<0.5	<0.5	<0.5	<1	<1.5	<1	<0.5	<50	<50	<50	<50
92602436	EB-1-20220503	NA	05/03/2022	<5	<0.5	<0.5	<0.5	<0.5	<0.5	<5	<0.5	<0.5	<1	<0.5	<1	<0.5	<0.5	<0.5	<0.5	<0.5	<2	<0.5	<2	<0.5	<2	<0.5	<0.5	<0.5	<0.5	<0.5	<1	<0.5	<0.5	<0.5	<1	<1.5	<1	<0.5	<50	<50	<50	<50
92602436	FB-2-20220503	NA	05/03/2022	NA	<0.5	<0.5	<0.5	<0.5	<0.5	<5	<0.5	<0.5	<1	<0.5	<1	<0.5	<0.5	<0.5	<0.5	<0.5	<2	<0.5	<2	<0.5	<2	<0.5	<0.5	<0.5	<0.5	<0.5	<1	<0.5	<0.5	<0.5	<1	<1.5	<1	<0.5	<50	<50	<50	<50
92602442	EB-2-20330503	NA	05/03/2022	<5	<0.5	<0.5	<0.5	<0.5	<0.5	<5	<0.5	<0.5	<1	<0.5	<1	<0.5	<0.5	<0.5	<0.5	<0.5	<2	<0.5	<2	<0.5	<2	<0.5	<0.5	<0.5	<0.5	<0.5	<1	<0.5	<0.5	<0.5	<1	<1.5	<1	<0.5	<50	<50	<50	<50
92602439	FB-1-20220503	NA	05/03/2022	NA	<0.5	<0.5	<0.5	<0.5	<0.5	<5	<0.5	<0.5	<1	<0.5	<1	<0.5	<0.5	<0.5	<0.5	<0.5	<2	<0.5	<2	<0.5	<2	<0.5	<0.5	<0.5	<0.5	<0.5	<1	<0.5	<0.5	<0.5	<1	<1.5	<1	<0.5	<50	<50	<50	<50

Table 5A
Summary of Monitoring Well Sampling Results

Colonial Pipeline Company
2020-L1-SR2448
Huntersville, North Carolina

Lab Report Number	Sample ID	Well ID	Sample Date	Metals (µg/L)	VOCs (µg/L)																																MADEP VPH (µg/L)			
				Lead	Benzene	Bromobenzene	Bromochloromethane	Bromodichloromethane	Bromoform	Bromomethane	n-Butylbenzene	sec-Butylbenzene	Chloroethane	Chloroform	Chloromethane	2-Chlorotoluene	Dibromochloromethane	1,2-Dichloroethane	Diisopropyl ether	Ethylbenzene	Hexachloro-1,3-butadiene	Isopropylbenzene (Cumene)	Methylene Chloride	Methyl-tert-butyl ether	Naphthalene	n-Propylbenzene	Styrene	Tetrachloroethene	Toluene	Trichloroethene	Trichlorofluoromethane	1,2,3-Trichloropropane	1,2,4-Trimethylbenzene	1,3,5-Trimethylbenzene	Vinyl chloride	Xylene (Total)	m&p-Xylene	o-Xylene	C5 - C8 Aliphatics	C9 - C12 Aliphatics	C9 - C10 Aromatics	VPH (Total)
NCAC 2L Standards				**15**	**1**	**NE**	**NE**	**0.6**	**4**	**10**	**70**	**70**	**3000**	**70**	**3**	**100**	**0.4**	**0.4**	**70**	**600**	**0.4**	**70**	**5**	**20**	**6**	**70**	**70**	**0.7**	**600**	**3**	**2000**	**0.005**	**400**	**400**	**0.03**	**500**	**500**	**500**	**400**	**700**	**200**	**NE**
IMAC Standards				--	--	--	--	--	--	--	--	--	--	--	--	--	--	--	--	--	--	--	--	--	--	--	--	--	--	--	--	--	--	--	--	--	--	--	--	--	--
92602788	EB-1-20220504	NA	05/04/2022	<5	<0.5	<0.5	<0.5	<0.5	<0.5	<5	<0.5	<0.5	<1	<0.5	<1	<0.5	<0.5	<0.5	<0.5	<0.5	<2	<0.5	<2	<0.5	<2	<0.5	<0.5	<0.5	<0.5	<0.5	<1	<0.5	<0.5	<0.5	<1	<1.5	<1	<0.5	<50	<50	<50	<50
92602788	FB-1-20220504	NA	05/04/2022	NA	<0.5	<0.5	<0.5	<0.5	<0.5	<5	<0.5	<0.5	<1	<0.5	<1	<0.5	<0.5	<0.5	<0.5	<0.5	<2	<0.5	<2	<0.5	<2	<0.5	<0.5	<0.5	<0.5	<0.5	<1	<0.5	<0.5	<0.5	<1	<1.5	<1	<0.5	<50	<50	<50	<50
92602787	EB-2-20220504	NA	05/04/2022	<5	<0.5	<0.5	<0.5	<0.5	<0.5	<5	<0.5	<0.5	<1	<0.5	<1	<0.5	<0.5	<0.5	<0.5	<0.5	<2	<0.5	<2	<0.5	<2	<0.5	<0.5	<0.5	<0.5	<0.5	<1	<0.5	<0.5	<0.5	<1	<1.5	<1	<0.5	<50	<50	<50	<50
92602787	FB-2-20220504	NA	05/04/2022	NA	<0.5	<0.5	<0.5	<0.5	<0.5	<5	<0.5	<0.5	<1	<0.5	<1	<0.5	<0.5	<0.5	<0.5	<0.5	<2	<0.5	<2	<0.5	<2	<0.5	<0.5	<0.5	<0.5	<0.5	<1	<0.5	<0.5	<0.5	<1	<1.5	<1	<0.5	<50	<50	<50	<50
92603086	EB-1-20220505	NA	05/05/2022	<5	<0.5	<0.5	<0.5	<0.5	<0.5	<5	<0.5	<0.5	<1	<0.5	<1	<0.5	<0.5	<0.5	<0.5	<0.5	<2	<0.5	<2	<0.5	<2	<0.5	<0.5	<0.5	<0.5	<0.5	<1	<0.5	<0.5	<0.5	<1	<1.5	<1	<0.5	<50	<50	<50	<50
92603086	EB-2-20220505	NA	05/05/2022	<5	<0.5	<0.5	<0.5	<0.5	<0.5	<5	<0.5	<0.5	<1	<0.5	<1	<0.5	<0.5	<0.5	<0.5	<0.5	<2	<0.5	<2	<0.5	<2	<0.5	<0.5	<0.5	<0.5	<0.5	<1	<0.5	<0.5	<0.5	<1	<1.5	<1	<0.5	<50	<50	<50	<50
92603086	FB-1-20220505	NA	05/05/2022	NA	<0.5	<0.5	<0.5	<0.5	<0.5	<5	<0.5	<0.5	<1	<0.5	<1	<0.5	<0.5	<0.5	<0.5	<0.5	<2	<0.5	<2	<0.5	<2	<0.5	<0.5	<0.5	<0.5	<0.5	<1	<0.5	<0.5	<0.5	<1	<1.5	<1	<0.5	<50	<50	<50	<50
92603086	FB-2-20220505	NA	05/05/2022	NA	<0.5	<0.5	<0.5	<0.5	<0.5	<5	<0.5	<0.5	<1	<0.5	<1	<0.5	<0.5	<0.5	<0.5	<0.5	<2	<0.5	<2	<0.5	<2	<0.5	<0.5	<0.5	<0.5	<0.5	<1	<0.5	<0.5	<0.5	<1	<1.5	<1	<0.5	<50	<50	<50	<50
92603263	EB-1-05062022	NA	05/06/2022	<5	<0.5	<0.5	<0.5	<0.5	<0.5	<5	<0.5	<0.5	<1	<0.5	<1	<0.5	<0.5	<0.5	<0.5	<0.5	<2	<0.5	<2	<0.5	<2	<0.5	<0.5	<0.5	<0.5	<0.5	<1	<0.5	<0.5	<0.5	<1	<1.5	<1	<0.5	<50	<50	<50	<50
92603263	FB-1-05062022	NA	05/06/2022	NA	<0.5	<0.5	<0.5	<0.5	<0.5	<5	<0.5	<0.5	<1	<0.5	<1	<0.5	<0.5	<0.5	<0.5	<0.5	<2	<0.5	<2	<0.5	<2	<0.5	<0.5	<0.5	<0.5	<0.5	<1	<0.5	<0.5	<0.5	<1	<1.5	<1	<0.5	<50	<50	<50	<50
92604502	EB-1-20220513	NA	05/13/2022	<5	<0.5	<0.5	<0.5	<0.5	<0.5	<5	<0.5	<0.5	<1	<0.5	<1	<0.5	<0.5	<0.5	<0.5	<0.5	<2	<0.5	<2	<0.5	<2	<0.5	<0.5	<0.5	<0.5	<0.5	<1	<0.5	<0.5	<0.5	<1	<1.5	<1	<0.5	<50	<50	<50	<50
92604502	EB-2-20220513	NA	05/13/2022	<5	<0.5	<0.5	<0.5	<0.5	<0.5	<5	<0.5	<0.5	<1	<0.5	<1	<0.5	<0.5	<0.5	<0.5	<0.5	<2	<0.5	<2	<0.5	<2	<0.5	<0.5	<0.5	<0.5	<0.5	<1	<0.5	<0.5	<0.5	<1	<1.5	<1	<0.5	<50	<50	<50	<50
92605866	EB-1-20220523	NA	05/23/2022	<5	<0.5	<0.5	<0.5	<0.5	<0.5	<5	<0.5	<0.5	<1	<0.5	<1	<0.5	<0.5	<0.5	<0.5	<0.5	<2	<0.5	<2	<0.5	<2	<0.5	<0.5	<0.5	**0.68**	<0.5	<1	<0.5	<0.5	<0.5	<1	<1.5	<1	<0.5	<50	<50	<50	<50
92605866	FB-1-20220523	NA	05/23/2022	NA	<0.5	<0.5	<0.5	<0.5	<0.5	<5	<0.5	<0.5	<1	<0.5	<1	<0.5	<0.5	<0.5	<0.5	<0.5	<2	<0.5	<2	<0.5	<2	<0.5	<0.5	<0.5	**0.66**	<0.5	<1	<0.5	<0.5	<0.5	<1	<1.5	<1	<0.5	<50	<50	<50	<50
92607179	EB-1-20220531	NA	05/31/2022	<5	<0.5	<0.5	<0.5	<0.5	<0.5	<5	<0.5	<0.5	<1	<0.5	<1	<0.5	<0.5	<0.5	<0.5	<0.5	<2	<0.5	<2	<0.5	<2	<0.5	<0.5	<0.5	<0.5	<0.5	<1	<0.5	<0.5	<0.5	<1	<1.5	<1	<0.5	<50	<50	<50	<50
92607180	FB-1-20220531	NA	05/31/2022	NA	<0.5	<0.5	<0.5	<0.5	<0.5	<5	<0.5	<0.5	<1	<0.5	<1	<0.5	<0.5	<0.5	<0.5	<0.5	<2	<0.5	<2	<0.5	<2	<0.5	<0.5	<0.5	**0.50**	<0.5	<1	<0.5	<0.5	<0.5	<1	<1.5	<1	<0.5	<50	<50	<50	<50
92607183	EB-2-20220531	NA	05/31/2022	<5	<0.5	<0.5	<0.5	<0.5	<0.5	<5	<0.5	<0.5	<1	<0.5	<1	<0.5	<0.5	<0.5	<0.5	<0.5	<2	<0.5	<2	<0.5	<2	<0.5	<0.5	<0.5	<0.5	<0.5	<1	<0.5	<0.5	<0.5	<1	<1.5	<1	<0.5	<50	<50	<50	<50
92607183	FB-2-20220531	NA	05/31/2022	NA	<0.5	<0.5	<0.5	<0.5	<0.5	<5	<0.5	<0.5	<1	<0.5	<1	<0.5	<0.5	<0.5	<0.5	<0.5	<2	<0.5	<2	<0.5	<2	<0.5	<0.5	<0.5	<0.5	<0.5	<1	<0.5	<0.5	<0.5	<1	<1.5	<1	<0.5	<50	<50	<50	<50
92607409	EB-1-20220601	NA	06/01/2022	<5	<0.5	<0.5	<0.5	<0.5	<0.5	<5	<0.5	<0.5	<1	<0.5	<1	<0.5	<0.5	<0.5	<0.5	<0.5	<2	<0.5	<2	<0.5	<2	<0.5	<0.5	<0.5	<0.5	<0.5	<1	<0.5	<0.5	<0.5	<1	<1.5	<1	<0.5	<50	<50	<50	<50
92607409	FB-1-20220601	NA	06/01/2022	NA	<0.5	<0.5	<0.5	<0.5	<0.5	<5	<0.5	<0.5	<1	<0.5	<1	<0.5	<0.5	<0.5	<0.5	<0.5	<2	<0.5	<2	<0.5	<2	<0.5	<0.5	<0.5	<0.5	<0.5	<1	<0.5	<0.5	<0.5	<1	<1.5	<1	<0.5	<50	<50	<50	<50
92607411	EB-2-20220601	NA	06/01/2022	<5	<0.5	<0.5	<0.5	<0.5	<0.5	<5	<0.5	<0.5	<1	<0.5	<1	<0.5	<0.5	<0.5	<0.5	<0.5	<2	<0.5	<2	<0.5	<2	<0.5	<0.5	<0.5	<0.5	<0.5	<1	<0.5	<0.5	<0.5	<1	<1.5	<1	<0.5	<50	<50	<50	<50
92607411	FB-2-20220601	NA	06/01/2022	NA	<0.5	<0.5	<0.5	<0.5	<0.5	<5	<0.5	<0.5	<1	<0.5	<1	<0.5	<0.5	<0.5	<0.5	<0.5	<2	<0.5	<2	<0.5	<2	<0.5	<0.5	<0.5	<0.5	<0.5	<1	<0.5	<0.5	<0.5	<1	<1.5	<1	<0.5	<50	<50	<50	<50
92607679	EB-1-20220602	NA	06/02/2022	<5	<0.5	<0.5	<0.5	<0.5	<0.5	<5	<0.5	<0.5	<1	<0.5	<1	<0.5	<0.5	<0.5	<0.5	<0.5	<2	<0.5	**6.5**	<0.5	<2	<0.5	<0.5	<0.5	<0.5	<0.5	<1	<0.5	<0.5	<0.5	<1	<1.5	<1	<0.5	<50	<50	<50	<50
92607679	EB-2-20220602	NA	06/02/2022	<5	<0.5	<0.5	<0.5	<0.5	<0.5	<5	<0.5	<0.5	<1	<0.5	<1	<0.5	<0.5	<0.5	<0.5	<0.5	<2	<0.5	**4.6**	<0.5	<2	<0.5	<0.5	<0.5	<0.5	<0.5	<1	<0.5	<0.5	<0.5	<1	<1.5	<1	<0.5	<50	<50	<50	<50
92607679	FB-1-20220602	NA	06/02/2022	NA	<0.5	<0.5	<0.5	<0.5	<0.5	<5	<0.5	<0.5	<1	<0.5	<1	<0.5	<0.5	<0.5	<0.5	<0.5	<2	<0.5	**7.9**	<0.5	<2	<0.5	<0.5	<0.5	<0.5	<0.5	<1	<0.5	<0.5	<0.5	<1	<1.5	<1	<0.5	<50	<50	<50	<50
92607679	FB-2-20220602	NA	06/02/2022	NA	<0.5	<0.5	<0.5	<0.5	<0.5	<5	<0.5	<0.5	<1	<0.5	<1	<0.5	<0.5	<0.5	<0.5	<0.5	<2	<0.5	**7.6**	<0.5	<2	<0.5	<0.5	<0.5	<0.5	<0.5	<1	<0.5	<0.5	<0.5	<1	<1.5	<1	<0.5	<50	<50	<50	<50
92607872	EB-1-20220603	NA	06/03/2022	<5	<0.5	<0.5	<0.5	<0.5	<0.5	<5	<0.5	<0.5	<1	<0.5	<1	<0.5	<0.5	<0.5	<0.5	<0.5	<2	<0.5	**4.5**	<0.5	<2	<0.5	<0.5	<0.5	<0.5	<0.5	<1	<0.5	<0.5	<0.5	<1	<1.5	<1	<0.5	<50	<50	<50	<50
92607872	EB-2-20220603	NA	06/03/2022	<5	<0.5	<0.5	<0.5	<0.5	<0.5	<5	<0.5	<0.5	<1	<0.5	<1	<0.5	<0.5	<0.5	<0.5	<0.5	<2	<0.5	**8.2**	<0.5	<2	<0.5	<0.5	<0.5	<0.5	<0.5	<1	<0.5	<0.5	<0.5	<1	<1.5	<1	<0.5	<50	<50	<50	<50
92607872	FB-1-20220603	NA	06/03/2022	NA	<0.5	<0.5	<0.5	<0.5	<0.5	<5	<0.5	<0.5	<1	<0.5	<1	<0.5	<0.5	<0.5	<0.5	<0.5	<2	<0.5	**5.3**	<0.5	<2	<0.5	<0.5	<0.5	<0.5	<0.5	<1	<0.5	<0.5	<0.5	<1	<1.5	<1	<0.5	<50	<50	<50	<50
92607872	FB-2-20220603	NA	06/03/2022	NA	<0.5	<0.5	<0.5	<0.5	<0.5	<5	<0.5	<0.5	<1	<0.5	<1	<0.5	<0.5	<0.5	<0.5	<0.5	<2	<0.5	**5.5**	<0.5	<2	<0.5	<0.5	<0.5	<0.5	<0.5	<1	<0.5	<0.5	<0.5	<1	<1.5	<1	<0.5	<50	<50	<50	<50

Notes:
NA - Not Analyzed
NE - Not Established
All units reported in micrograms per liter (µg/L)
Only detected constituents are shown
NCAC 2L Standard - North Carolina 15A NCAC 2L Groundwater Standard
"<" - Indicates compound was not detected above laboratory reporting limit
Lead - analyzed by Method 6010D
VOCs - Volatile Organic Compounds analyzed by Method SM 6200B
MADEP - Massachusetts Department of Environmental Protection; as required by North Carolina Department of Environmental Quality
VPH - Volatile Petroleum Hydrocarbon
C0 - Result confirmed by second analysis
Pending - Results are currently pending
Bold values indicate compound was detected above laboratory reporting limit
Blue shading indicates an exceedance of NCAC 2L Standard
Samples beginning with "DUP" are field duplicates and co-samples of the preceeding row
IMAC - Interim Maximum Allowable Concentration
ID - Identification

Table 5B
Summary of Monitoring Well Select Oxygenate Sampling Results

Colonial Pipeline Company
2020-L1-SR2448
Huntersville, North Carolina

Lab Report Number	Sample ID	Well ID / WSW Address	Sample Date	Alcohol-Glycol (mg/L)	VOCs (µg/L)				
				n-Butanol	Ethanol	Ethyl-tert-butyl ether	tert-Amyl Alcohol	tert-Amylmethyl ether	tert-Butyl Alcohol
IMAC Standards				**0.7**	**4,000**	**47**	**NE**	**128**	**10**
NCAC 2L Standards				**NE**	**--**	**--**	**--**	**--**	**--**
Surficial Unit Monitoring Wells									
92554137	MW-01_20210805	MW-01	08/05/2021	<0.2	<200	<10	<100	<10	<50
92554285	MW-02_20210806	MW-02	08/06/2021	<0.2	<200	<10	<100	<10	<50
92554137	MW-03_20210805	MW-03	08/05/2021	<0.2	<200	<10	<100	<10	<50
92554285	MW-04_20210806	MW-04	08/06/2021	<0.2	<200	<10	<100	<10	<50
92554285	MW-05_20210806	MW-05	08/06/2021	<0.2	<200	<10	<100	<10	<50
92553563	MW-06_20210804	MW-06	08/04/2021	<0.2	<200	<10	<100	<10	<50
92554137	MW-07_20210805	MW-07	08/05/2021	<0.2	<200	<10	<100	<10	<50
92553185	MW-08_20210803	MW-08	08/03/2021	<0.2	<200	<10	<100	<10	<50
92553563	MW-09_20210804	MW-09	08/04/2021	<0.2	<200	<10	<100	<10	<50
92554285	MW-12_20210806	MW-12	08/06/2021	<0.2	<200	<10	<100	<10	<50
92553185	MW-13_20210803	MW-13	08/03/2021	<0.2	<200	<10	<100	<10	<50
92553185	MW-14_20210803	MW-14	08/03/2021	<0.2	<200	<10	<100	<10	<50
92554285	MW-15_20210806	MW-15	08/06/2021	<0.2	<200	<10	<100	<10	<50
92553519	MW-16_20210804	MW-16	08/04/2021	<0.2	<200	<10	<100	<10	<50
92553519	MW-17_20210804	MW-17	08/04/2021	<0.2	<200	<10	<100	<10	<50
92553189	MW-19_20210803	MW-19	08/03/2021	<5	<8000	<400	<4000	<400	<2000
92553563	MW-20_20210804	MW-20	08/04/2021	<0.2	<200	<10	<100	<10	<50
92553189	MW-21_20210803	MW-21	08/03/2021	<5	<200	<10	<100	**3.6J**	<50
92553189	MW-23_20210803	MW-23	08/03/2021	<5	<200	<10	<100	<10	<50
92553563	MW-25_20210804	MW-25	08/04/2021	<0.2	<200	<10	<100	<10	<50
92554137	MW-27_20210805	MW-27	08/05/2021	<0.2	<200	<10	<100	<10	<50
92553519	MW-28_20210804	MW-28	08/04/2021	<0.2	<200	<10	<100	<10	<50
92553519	DUP-1-20210804	MW-28	08/04/2021	<0.2	<200	<10	<100	<10	<50
92554137	MW-29_20210805	MW-29	08/05/2021	<2.0	<8000	<400	<4000	<400	<2000
92553563	MW-30_20210804	MW-30	08/04/2021	<0.2	<200	<10	<100	<10	<50
92553189	MW-31_20210803	MW-31	08/03/2021	<5	<200	<10	<100	<10	<50
92553189	DUP-1-20210803	MW-31	08/03/2021	<5	<200	<10	<100	<10	<50
92554137	MW-32_20210805	MW-32	08/05/2021	<0.2	<200	<10	<100	<10	<50
92554137	MW-33_20210805	MW-33	08/05/2021	<0.2	<200	<10	<100	<10	<50
92553563	MW-34_20210804	MW-34	08/04/2021	<0.2	<200	<10	<100	<10	<50
92554137	MW-35_20210805	MW-35	08/05/2021	<0.2	<200	<10	<100	<10	<50
92554285	MW-36_20210806	MW-36	08/06/2021	<0.2	<200	<10	<100	<10	<50
92553563	MW-38_20210804	MW-38	08/04/2021	<0.2	<2000	<100	<1000	**50.4J**	<500
92553563	MW-41_20210804	MW-41	08/04/2021	<0.2	<200	<10	<100	<10	<50
92552929	MW-42_20210802	MW-42	08/02/2021	<5	<200	<10	<100	<10	<50
92554137	MW-43_20210805	MW-43	08/05/2021	<0.2	<200	<10	<100	<10	<50
92553185	MW-44_20210803	MW-44	08/03/2021	<0.2	<200	<10	<100	<10	<50
92553065	MW-45_20210802	MW-45	08/02/2021	<5	<200	<10	<100	<10	<50
92553185	MW-46_20210803	MW-46	08/03/2021	<0.2	<200	<10	<100	<10	<50
92553065	MW-49_20210802	MW-49	08/02/2021	<5	<200	<10	<100	<10	<50
92553185	MW-50_20210803	MW-50	08/03/2021	<5	<400	<20	**114J**	<20	<100
92553065	MW-51_20210802	MW-51	08/02/2021	<5	<200	<10	<100	<10	<50
92553065	DUP-2-20210802	MW-51	08/02/2021	<5	<200	<10	<100	<10	<50
92554137	MW-52_20210805	MW-52	08/05/2021	<0.2	<800	<40	<400	<40	<200
92554137	MW-53_20210805	MW-53	08/05/2021	<0.2	<200	<10	<100	<10	<50
92554137	DUP-2-20210805	MW-53	08/05/2021	<0.2	<200	<10	<100	<10	<50
92554137	MW-54_20210805	MW-54	08/05/2021	<0.2	<2000	<100	<1000	<100	<500
92553563	MW-56_20210804	MW-56	08/04/2021	<0.2	<200	<10	<100	<10	<50
92553563	MW-57_20210804	MW-57	08/04/2021	<0.2	<200	<10	<100	<10	<50
92554137	MW-58_20210805	MW-58	08/05/2021	<0.2	<200	<10	<100	<10	<50
92554137	MW-59_20210805	MW-59	08/05/2021	<0.2	<200	<10	<100	<10	<50
92553185	MW-60_20210803	MW-60	08/03/2021	<0.2	<200	<10	<100	<10	<50
92553065	MW-62_20210802	MW-62	08/02/2021	<5	<200	<10	<100	<10	<50
92554137	MW-63_20210805	MW-63	08/05/2021	<0.2	<200	<10	<100	<10	<50
92552963	MW-64_20210802	MW-64	08/02/2021	<5	<200	<10	<100	<10	<50
92552963	MW-65_20210802	MW-65	08/02/2021	<5	<200	<10	<100	<10	<50
92552929	MW-66_20210802	MW-66	08/02/2021	<5	<200	<10	<100	<10	<50
92552929	MW-67_20210802	MW-67	08/02/2021	<5	<200	<10	<100	<10	<50
92552929	DUP-1 20210802	MW-67	08/02/2021	<5	<200	<10	<100	<10	<50
92552929	MW-68_20210802	MW-68	08/02/2021	<5	<200	<10	<100	<10	<50
92553563	MW-69_20210804	MW-69	08/04/2021	<0.2	<200	<10	<100	<10	<50

Table 5B
Summary of Monitoring Well Select Oxygenate Sampling Results

Colonial Pipeline Company
2020-L1-SR2448
Huntersville, North Carolina

Lab Report Number	Sample ID	Well ID / WSW Address	Sample Date	Alcohol-Glycol (mg/L)	VOCs (µg/L)				
				n-Butanol	Ethanol	Ethyl-tert-butyl ether	tert-Amyl Alcohol	tert-Amylmethyl ether	tert-Butyl Alcohol
IMAC Standards				**0.7**	**4,000**	**47**	**NE**	**128**	**10**
NCAC 2L Standards				**NE**	**--**	**--**	**--**	**--**	**--**
92552963	MW-70_20210802	MW-70	08/02/2021	<5	<200	<10	<100	<10	<50
92554137	MW-71_20210805	MW-71	08/05/2021	<0.2	<800	<40	<400	<40	<200
92553065	MW-73_20210802	MW-73	08/02/2021	<5	<200	<10	<100	<10	<50
92552963	MW-74_20210802	MW-74	08/02/2021	<5	<200	<10	<100	<10	<50
92552963	MW-75_20210802	MW-75	08/02/2021	<5	<200	<10	<100	<10	<50
92553185	MW-76_20210803	MW-76	08/03/2021	<0.2	<200	<10	<100	<10	<50
92553185	DUP-2-20210803	MW-76	08/03/2021	<0.2	<200	<10	<100	<10	<50
92553189	MW-77_20210803	MW-77	08/03/2021	<5	<200	<10	<100	<10	<50
92553189	MW-78_20210803	MW-78	08/03/2021	<5	<200	<10	<100	<10	<50
92553189	MW-79_20210803	MW-79	08/03/2021	<5	<200	<10	<100	<10	<50
92553189	MW-80_20210803	MW-80	08/03/2021	<5	<200	<10	<100	<10	<50
92553189	MW-81_20210803	MW-81	08/03/2021	<5	<200	<10	<100	<10	<50
92553189	MW-82_20210803	MW-82	08/03/2021	<5	<200	<10	<100	<10	<50
92553519	MW-83_20210804	MW-83	08/04/2021	<0.2	<200	<10	<100	<10	<50
92553189	MW-84_20210803	MW-84	08/03/2021	<5	<200	<10	<100	<10	<50
92553065	MW-86_20210802	MW-86	08/02/2021	<5	<200	<10	<100	<10	<50
92553563	MW-87_20210804	MW-87	08/04/2021	<0.2	<200	<10	<100	<10	<50
92553563	DUP-2-20210804	MW-87	08/04/2021	<0.2	<200	<10	<100	<10	<50
92553563	MW-88_20210804	MW-88	08/04/2021	<0.2	<200	<10	<100	<10	<50
92553563	MW-89_20210804	MW-89	08/04/2021	<0.2	<200	<10	<100	<10	<50
92554137	MW-92_20210805	MW-92	08/05/2021	<0.2	<200	<10	<100	<10	<50
92554137	MW-93_20210805	MW-93	08/05/2021	<0.2	<200	<10	<100	<10	<50
Bedrock Unit Monitoring Wells									
92554137	MW-07D_20210805	MW-07D	08/05/2021	<0.2	<200	<10	<100	<10	<50
92554137	DUP-1-20210805	MW-07D	08/05/2021	<0.2	<200	<10	<100	<10	<50
92553065	MW-14D_20210802	MW-14D	08/02/2021	<5	<200	<10	<100	<10	<50
92553519	MW-16D_20210804	MW-16D	08/04/2021	<0.2	<200	<10	<100	<10	<50
92553189	MW-31D_20210803	MW-31D	08/03/2021	<5	<200	<10	<100	<10	<50
92554137	MW-57D_20210805	MW-57D	08/05/2021	<0.2	<200	<10	<100	<10	<50
92553563	MW-61D_20210804	MW-61D	08/04/2021	<0.2	<200	<10	<100	<10	<50
92553185	MW-62D_20210803	MW-62D	08/03/2021	<0.2	<200	<10	<100	<10	<50
92552963	MW-65D_20210802	MW-65D	08/02/2021	<5	<200	<10	<100	<10	<50
92553519	MW-79D_20210804	MW-79D	08/04/2021	<0.2	<200	<10	<100	<10	<50
92553189	MW-81D_20210803	MW-81D	08/03/2021	<5	<200	<10	<100	<10	<50
Water Supply Well Data									
92554512	13800_HC_RD_20210810	13800_HC_RD	08/10/2021	<0.2	<200	<10	<100	<10	<50
92554466	13835_AC_RD_20210810	13835_HC_RD	08/10/2021	<0.2	<200	<10	<100	<10	<50
92554518	13926A_HC_RD_20210810	13926A_HC_RD	08/10/2021	<0.2	<200	<10	<100	<10	<50
92554504	13926B_HC_RD_20210810	13926B_HC_RD	08/10/2021	<0.2	<200	<10	<100	<10	<50
92554456	14226_HC_RD_20210810	14226_HC_RD	08/10/2021	<0.2	<200	<10	<100	<10	<50
92554497	14401_HC_RD_20210810	14401_HC_RD	08/10/2021	<0.2	<200	<10	<100	<10	<50
92554531	DUP-1_20210810	14401_HC_RD	08/10/2021	<0.2	<200	<10	<100	<10	<50
QC Data									
92552929	TRIP BLANK	N/A	08/02/2021	NA	<200	<10	<100	<10	<50
92553065	TRIP BLANK	N/A	08/02/2021	NA	<200	<10	<100	<10	<50
92553189	TRIP BLANK	N/A	08/03/2021	NA	<200	<10	<100	<10	<50
92553185	TRIP BLANK	N/A	08/03/2021	NA	<200	<10	<100	<10	<50
92553519	TRIP BLANK	N/A	08/04/2021	NA	<200	<10	<100	<10	<50
92553563	TRIP BLANK	N/A	08/04/2021	NA	<200	<10	<100	<10	<50
92554137	Trip Blank	N/A	08/05/2021	NA	<200	<10	<100	<10	<50
92554285	TB-2	N/A	08/06/2021	NA	<200	<10	<100	<10	<50
92554285	Trip Blank	N/A	08/06/2021	NA	<200	<10	<100	<10	<50
92554531	Trip Blank	N/A	08/10/2021	NA	<200	<10	<100	<10	<50
92552929	EB-1-20210802	N/A	08/02/2021	<5	<200	<10	<100	<10	<50
92553065	EB-2-20210802	N/A	08/02/2021	<5	<200	<10	<100	<10	<50
92553065	FB-1-20210802	N/A	08/02/2021	<5	<200	<10	<100	<10	<50
92552963	FB-2-20210802	N/A	08/02/2021	<5	<200	<10	<100	<10	<50

Table 5B
Summary of Monitoring Well Select Oxygenate Sampling Results

Colonial Pipeline Company
2020-L1-SR2448
Huntersville, North Carolina

Lab Report Number	Sample ID	Well ID / WSW Address	Sample Date	Alcohol-Glycol (mg/L)	VOCs (µg/L)				
				n-Butanol	Ethanol	Ethyl-tert-butyl ether	tert-Amyl Alcohol	tert-Amylmethyl ether	tert-Butyl Alcohol
IMAC Standards				**0.7**	**4,000**	**47**	**NE**	**128**	**10**
NCAC 2L Standards				**NE**	**--**	**--**	**--**	**--**	**--**
92553189	EB-2-20210803	N/A	08/03/2021	<5	<200	<10	<100	<10	<50
92553189	FB-2-20210803	N/A	08/03/2021	<5	<200	<10	<100	<10	<50
92553185	EB-1-20210803	N/A	08/03/2021	<0.2	<200	<10	<100	<10	<50
92553185	FB-1-20210803	N/A	08/03/2021	<0.2	<200	<10	<100	<10	<50
92553563	EB-2-20210804	N/A	08/04/2021	<0.2	<200	<10	<100	<10	<50
92553563	FB-2-20210804	N/A	08/04/2021	<0.2	<200	<10	<100	<10	<50
92553519	EB-1-20210804	N/A	08/04/2021	<0.2	<200	<10	<100	<10	<50
92553519	FB-1-20210804	N/A	08/04/2021	<0.2	<200	<10	<100	<10	<50
92554137	EB-1-20210805	N/A	08/05/2021	<0.2	<200	<10	<100	<10	<50
92554137	EB-2-20210805	N/A	08/05/2021	<0.2	<200	<10	<100	<10	<50
92554137	FB-1-20210805	N/A	08/05/2021	<0.2	<200	<10	<100	<10	<50
92554137	FB-2-20210805	N/A	08/05/2021	<0.2	<200	<10	<100	<10	<50
92554285	EB-1-20210806	N/A	08/06/2021	<5	<200	<10	<100	<10	<50
92554285	FB-1-20210806	N/A	08/06/2021	<5	<200	<10	<100	<10	<50
92554531	FB-1-20210810	N/A	08/10/2021	NA	<200	<10	<100	<10	<50

Notes:
NA - Not Analyzed
NE - Not Established
N/A - Not Applicable
All units reported in micrograms per liter (µg/L) except n-Butanol reported in milligrams per liter (mg/L)
NCAC 2L Standard - North Carolina 15A NCAC 2L Groundwater Standard
IMAC - Interim Maximum Allowable Concentration
"<" - Indicates compound was not detected above laboratory reporting limit
All analytes analyzed by Method SM 6200B
J - Estimated concentration above the method detection limit and below the reporting limit
Bold values indicate compound was detected above laboratory reporting limit
Blue shading indicates an exceedance of NCAC 2L Standard or IMAC Standard
Samples beginning with "DUP" are field duplicates and co-samples of the preceeding row
ID - Identification

Table 6
Summary of Well Construction Details

Colonial Pipeline Company
2020-L1-2448
Huntersville, North Carolina

Well ID	Latitude	Longitude	Ground Surface Elevation[1]	Top Of Casing Elevation[1]	Total Boring Depth (ft)	Total Well Depth (ft BTOC)	Bottom of well Elevation	Screen Length	Bottom of Screened Interval	Top of Screened Interval	Well Diameter (Inches)	Well Construction Date
Surficial Unit Monitoring Wells												
MW-01	35.41502	-80.80714	708.99	711.86	34	36.88	674.99	15	674.99	689.99	2	08/24/2020
MW-02	35.41487	-80.80773	709.42	712.53	34	37.11	675.42	15	675.42	690.42	2	08/25/2020
MW-03	35.41530	-80.80630	700.57	703.64	27	30.07	673.57	10	673.57	683.57	2	08/25/2020
MW-04	35.41474	-80.80776	712.26	715.04	40	42.78	672.26	30	672.26	702.26	2	08/28/2020
MW-05	35.41536	-80.80717	704.28	707.30	39	42.02	665.28	30	665.28	695.28	2	08/28/2020
MW-06	35.41523	-80.80750	703.43	706.34	40	42.91	663.43	30	663.43	693.43	2	08/29/2020
MW-07R	35.41534	-80.80567	709.30	710.88	54	54.00	655.30	20	655.30	675.30	4	02/02/2022
MW-08	35.41237	-80.80574	721.82	724.93	45	48.11	676.82	30	676.82	706.82	4	08/28/2020
MW-09	35.41472	-80.80712	709.19	717.15	34	41.96	675.19	15	675.19	690.19	2	08/31/2020
MW-10	35.41403	-80.80774	719.99	722.91	25	27.92	694.99	15	694.99	709.99	2	08/31/2020
MW-11	35.41344	-80.80532	736.42	735.80	50	49.38	686.42	35	686.42	721.42	4	09/01/2020
MW-12	35.41455	-80.80797	715.33	718.27	38	40.94	677.33	20	677.33	697.33	2	09/01/2020
MW-13	35.41313	-80.80553	733.03	732.88	60	59.86	673.03	45	673.03	718.03	4	09/01/2020
MW-14	35.41260	-80.80562	721.96	725.30	41	44.34	680.96	30	680.96	710.96	4	09/02/2020
MW-15	35.41385	-80.80756	722.69	725.70	39	42.01	683.69	15	683.69	698.69	2	09/02/2020
MW-16	35.41325	-80.80753	722.32	725.49	50.13	53.30	672.19	35	672.19	707.19	4	09/02/2020
MW-17	35.41327	-80.80726	724.23	727.50	50	53.27	674.23	40	674.23	714.23	4	09/02/2020
MW-18	35.41490	-80.80518	726.72	728.17	45	46.45	681.72	15	681.72	696.72	2	09/02/2020
MW-19	35.41284	-80.80654	723.43	726.29	35	37.86	688.43	25	688.43	713.43	4	09/03/2020
MW-20	35.41511	-80.80484	727.62	729.69	48	50.07	679.62	15	679.62	694.62	2	09/03/2020
MW-21	35.41286	-80.80702	721.89	724.97	50	53.08	671.89	35	671.89	706.89	4	09/03/2020
MW-22R	35.41517	-80.80543	718.85	721.89	34	37.05	684.85	15	684.85	699.85	2	09/03/2021
MW-23	35.41285	-80.80726	721.15	723.74	45	47.59	676.15	30	676.15	706.15	2	09/03/2020
MW-24	35.41431	-80.80540	734.70	737.63	54	56.93	680.70	15	680.70	695.70	2	09/04/2020
MW-25R	35.41464	-80.80506	731.06	732.76	61	61.00	670.06	20	670.06	690.06	4	02/08/2022
MW-26R	35.41518	-80.80575	715.02	717.71	72	74.69	643.02	55	643.02	698.02	2	09/08/2021
MW-27	35.41535	-80.80553	713.30	716.19	42	44.90	671.30	15	671.30	686.30	2	09/05/2020
MW-28	35.41321	-80.80788	720.57	720.45	40	39.88	680.57	15	680.57	695.57	2	09/05/2020
MW-29	35.41462	-80.80689	715.60	718.73	50	53.13	665.60	40	665.60	705.60	4	09/06/2020
MW-30	35.41481	-80.80730	712.07	715.08	38	41.16	673.92	15	673.92	688.92	2	09/06/2020
MW-31	35.41245	-80.80705	718.44	721.45	44	47.01	674.44	30	674.44	704.44	4	09/07/2020

Table 6
Summary of Well Construction Details

Colonial Pipeline Company
2020-L1-2448
Huntersville, North Carolina

Well ID	Latitude	Longitude	Ground Surface Elevation[1]	Top Of Casing Elevation[1]	Total Boring Depth (ft)	Total Well Depth (ft BTOC)	Bottom of well Elevation	Screen Length	Bottom of Screened Interval	Top of Screened Interval	Well Diameter (Inches)	Well Construction Date
MW-32	35.41595	-80.80662	688.75	691.78	28	31.24	660.54	15	660.54	675.54	2	09/05/2020
MW-33	35.41608	-80.80628	683.70	686.70	25	28.00	658.70	15	658.70	673.70	2	09/05/2020
MW-34	35.41613	-80.80605	681.00	683.89	20	22.89	661.00	15	661.00	676.00	2	09/07/2020
MW-35	35.41540	-80.80680	704.07	707.14	37	40.08	667.07	15	667.07	682.07	2	09/07/2020
MW-36	35.41517	-80.80666	707.51	710.39	42	44.88	665.51	15	665.51	680.51	2	09/08/2020
MW-37R	35.41496	-80.80656	712.01	714.37	35	37.36	677.01	15	677.01	692.01	2	09/08/2020
MW-38	35.41496	-80.80526	723.82	726.74	50	52.91	673.82	30	673.82	703.82	4	09/08/2020
MW-39	35.41342	-80.80571	734.63	733.86	50	49.24	684.63	35	684.63	719.63	4	09/08/2020
MW-40	35.41329	-80.80687	725.82	728.92	37	40.10	688.82	10	688.82	698.82	2	09/09/2020
MW-41R	35.41400	-80.80516	742.71	744.15	74	74.00	668.71	30	668.71	698.71	4	02/11/2022
MW-42	35.41314	-80.80536	732.58	732.48	51	50.90	681.58	40	681.58	721.58	4	09/11/2020
MW-43	35.41369	-80.80706	726.58	729.80	47	50.22	679.58	35	679.58	714.58	4	08/30/2020
MW-44	35.41234	-80.80630	724.13	726.48	32.5	34.85	691.63	20	691.63	711.63	4	09/11/2020
MW-45	35.41285	-80.80550	726.57	729.41	50	52.84	676.57	40	676.57	716.57	4	09/11/2020
MW-46	35.41271	-80.80594	723.53	726.73	40	43.20	683.53	10	683.53	693.53	4	09/12/2020
MW-47	35.41270	-80.80614	723.61	723.18	27	27.90	695.28	20	695.28	715.28	4	09/12/2020
MW-48	35.41429	-80.80701	720.55	723.57	46	49.02	674.55	35	674.55	709.55	4	09/15/2020
MW-49	35.41276	-80.80551	724.00	727.58	51	54.58	673.00	40	673.00	713.00	4	09/16/2020
MW-50	35.41294	-80.80575	727.39	731.14	53	56.75	674.39	40	674.39	714.39	4	09/16/2020
MW-51	35.41291	-80.80550	728.15	734.12	45	50.97	683.15	30	683.15	713.15	4	09/18/2020
MW-52	35.41434	-80.80691	719.97	722.94	54	56.98	665.97	30	665.97	695.97	4	09/23/2020
MW-53	35.41546	-80.80583	704.50	707.49	60	62.99	644.50	20	644.50	664.50	4	09/28/2020
MW-54	35.41529	-80.80611	704.72	707.97	60	63.25	644.72	45	644.72	689.72	4	09/28/2020
MW-55	35.41387	-80.80507	742.89	743.95	67	68.07	675.89	25	675.89	700.89	4	09/29/2020
MW-56	35.41652	-80.80608	678.27	681.53	40	43.26	638.27	30	638.27	668.27	4	09/30/2020
MW-57	35.41608	-80.80578	683.94	687.18	45	48.24	638.94	35	638.94	673.94	4	10/01/2020
MW-58	35.41460	-80.80752	714.25	717.30	50	53.05	664.25	30	664.25	694.25	4	10/02/2020
MW-59	35.41455	-80.80725	716.45	719.38	50	52.93	666.45	30	666.45	696.45	4	10/03/2020
MW-60	35.41236	-80.80591	723.81	726.76	44	46.95	679.81	20	679.81	699.81	4	10/04/2020
MW-61	35.41390	-80.80474	743.42	746.57	67	70.14	676.42	30	676.42	706.42	4	11/05/2020
MW-62	35.41193	-80.80621	726.51	729.79	36	38.77	691.75	10	691.75	701.75	4	11/15/2020
MW-63	35.41519	-80.80517	722.68	725.76	59	61.58	664.18	35	664.18	699.18	4	11/18/2020
MW-64	35.41339	-80.80418	730.83	730.39	70	69.57	660.83	35	660.83	695.83	2	12/19/2020

Table 6
Summary of Well Construction Details

Colonial Pipeline Company
2020-L1-2448
Huntersville, North Carolina

Well ID	Latitude	Longitude	Ground Surface Elevation[1]	Top Of Casing Elevation[1]	Total Boring Depth (ft)	Total Well Depth (ft BTOC)	Bottom of well Elevation	Screen Length	Bottom of Screened Interval	Top of Screened Interval	Well Diameter (Inches)	Well Construction Date
MW-65	35.41276	-80.80401	714.46	714.71	40	40.25	674.46	15	674.46	689.46	2	12/22/2020
MW-66	35.41350	-80.80482	731.48	731.43	54	53.95	677.48	19	677.48	696.48	2	12/22/2020
MW-67	35.41319	-80.80474	724.23	724.32	45	45.10	679.23	15	679.23	694.23	2	12/21/2020
MW-68	35.41312	-80.80526	731.94	731.84	50	49.90	681.94	15	681.94	696.94	2	12/23/2020
MW-69	35.41395	-80.80445	741.42	741.74	59	59.22	682.52	30	682.52	712.52	4	12/15/2020
MW-70	35.41331	-80.80431	728.26	728.08	48	47.82	680.26	15	680.26	695.26	2	12/20/2020
MW-71	35.41417	-80.80466	743.39	746.97	65	68.58	678.39	15	678.39	693.39	2	01/06/2021
MW-72	35.41481	-80.80493	731.04	734.81	54	57.77	677.04	15	677.04	692.04	2	01/09/2021
MW-73	35.41217	-80.80586	723.40	726.44	45	48.09	678.34	15	678.34	693.34	2	01/11/2021
MW-74	35.41266	-80.80450	730.28	730.05	33	32.77	697.28	15	697.28	712.28	2	07/29/2021
MW-75	35.41345	-80.80442	713.52	713.48	46	45.95	667.52	15	667.52	682.52	2	08/03/2021
MW-76	35.41228	-80.80562	720.14	723.94	45	48.80	675.14	20	675.14	695.14	2	08/05/2021
MW-77	35.41275	-80.80735	719.05	722.70	48	51.56	671.14	30	671.14	701.14	2	02/24/2021
MW-78	35.41299	-80.80744	721.57	725.08	54	57.15	667.93	25	667.93	692.93	2	02/24/2021
MW-79	35.41257	-80.80724	718.70	721.67	40	43.34	678.33	20	678.33	698.33	2	02/25/2021
MW-80	35.41222	-80.80679	719.25	722.65	40	43.52	679.13	20	679.13	699.13	2	08/25/2021
MW-81	35.41179	-80.80660	722.99	722.83	37	36.84	685.99	20	685.99	705.99	2	08/26/2021
MW-82	35.41154	-80.80642	724.46	724.27	39	38.81	685.46	25	685.46	710.46	2	08/30/2021
MW-83	35.41329	-80.80703	725.21	724.91	44.5	44.20	680.71	20	680.71	700.71	4	03/05/2021
MW-84	35.41315	-80.80692	724.43	723.99	36.8	36.37	687.63	20	687.63	707.63	4	03/06/2021
MW-85	35.41330	-80.80688	725.83	727.67	37	38.84	688.83	20	688.83	708.83	4	03/08/2021
MW-86	35.41208	-80.80582	724.51	724.28	46	45.77	678.51	30	678.51	708.51	4	03/17/2021
MW-87	35.41497	-80.80468	731.36	734.39	55	58.04	676.36	20	676.36	696.36	4	04/22/2021
MW-88	35.41511	-80.80446	728.80	731.93	63.5	66.62	665.30	20	665.30	685.30	2	04/28/2021
MW-89	35.41490	-80.80445	731.60	734.67	53.8	56.87	677.80	20	677.80	697.80	2	04/29/2021
MW-92	35.41426	-80.80446	742.74	745.56	72.3	75.13	670.44	25	670.44	695.44	4	06/02/2021
MW-93	35.41409	-80.80428	741.19	744.05	63.5	66.36	677.69	20	677.69	697.69	2	06/02/2021
MW-94	35.41551	-80.80500	716.41	719.52	52	55.11	664.41	15	664.41	679.41	4	09/16/2021
MW-95	35.41537	-80.80649	700.95	704.65	60	63.70	640.95	45	640.95	685.95	4	09/23/2021
MW-96	35.41542	-80.80630	697.94	701.07	60	63.13	637.94	45	637.94	682.94	4	09/29/2021
MW-98	35.41289	-80.80768	719.5	722.26	38	38.00	681.50	15	681.50	696.50	4	03/22/2022

Table 6
Summary of Well Construction Details

Colonial Pipeline Company
2020-L1-2448
Huntersville, North Carolina

Well ID	Latitude	Longitude	Ground Surface Elevation[1]	Top Of Casing Elevation[1]	Total Boring Depth (ft)	Total Well Depth (ft BTOC)	Bottom of well Elevation	Screen Length	Bottom of Screened Interval	Top of Screened Interval	Well Diameter (Inches)	Well Construction Date
Bed Rock Unit Monitoring Wells												
MW-04D	35.41473	-80.80779	712.28	715.36	129	132.08	583.28	10	583.28	593.28	2	09/27/2021
MW-07D	35.41540	-80.80564	708.43	711.73	173	176.30	535.43	10	535.43	545.43	2	11/15/2020
MW-14D	35.41263	-80.80557	721.87	724.94	72.04	75.11	649.83	10	649.83	659.83	2	02/27/2021
MW-16D	35.41325	-80.80751	722.48	725.05	130	132.57	592.48	20	592.48	612.48	4	06/11/2021
MW-25D	35.41467	-80.80514	730.34	733.32	139	141.98	588.36	10	588.36	598.36	2	12/03/2020
MW-31D	35.41200	-80.80739	714.03	714.09	73	73.06	640.97	15	640.97	655.97	4	05/12/2021
MW-36DR	35.41512	-80.80666	707.87	710.78	140	142.91	564.95	20	564.95	584.95	2	07/30/2021
MW-57D	35.41607	-80.80585	683.26	686.72	108	111.46	571.80	10	571.80	581.80	2	11/20/2020
MW-59D	35.41447	-80.80715	718.17	720.98	160	162.82	558.17	10	558.17	568.17	2	11/18/2020
MW-61D	35.41387	-80.80473	742.39	745.40	123	126.01	619.39	10	619.39	629.39	2	11/14/2020
MW-62D	35.41193	-80.80624	726.74	729.92	138	141.18	588.74	10	588.74	598.74	2	11/15/2020
MW-65D	35.41274	-80.80399	714.18	714.42	122	122.24	592.18	5	592.18	597.18	2	12/23/2020
MW-79D	35.41253	-80.80737	717.50	717.51	156.6	156.61	560.90	10	560.90	570.90	2	03/08/2021
MW-81D	35.41183	-80.80686	720.71	720.45	113	113.26	607.19	15	607.19	622.19	4	07/28/2021
MW-89D	35.41489	-80.80432	731.48	731.52	110	110.04	621.48	20	621.48	641.48	2	08/25/2021
MW-90D	35.41428	-80.80611	729.23	730.09	83	83.86	646.23	NA	646.23	NA	4	05/21/2021
MW-91D	35.41418	-80.80595	734.90	735.84	91	91.94	643.90	NA	643.90	NA	4	05/20/2021
MW-90DD	35.41440	-80.80606	727.94	731.13	191	194.19	536.94	10	536.94	546.94	2	07/20/2021
MW-91DD	35.41392	-80.80615	732.55	735.19	200	202.64	532.55	15	532.55	547.55	2	07/20/2021
MW-97D	35.41572	-80.80573	698.06	699.32	126	127.25	572.06	10	572.06	582.06	2	07/21/2021
MW-98D	35.41286	-80.80769	719.34	722.56	86	86.00	636.56	20	636.56	656.56	2	01/25/2022
Recovery Wells												
RW-01	35.41362	-80.80610	731.44	732.08	35	35.64	696.44	25	696.44	721.44	4	08/26/2020
RW-02	35.41355	-80.80616	730.41	732.05	40	41.63	690.41	30	690.41	720.41	4	08/26/2020
RW-03	35.41357	-80.80675	728.40	729.32	35	35.92	693.40	25	693.40	718.40	4	08/27/2020
RW-04	35.41334	-80.80606	730.15	729.41	38	37.26	692.15	15	692.15	707.15	4	08/27/2020
RW-05	35.41328	-80.80643	726.93	726.29	40	39.37	686.93	30	686.93	716.93	4	08/28/2020
RW-06	35.41343	-80.80559	735.55	734.78	60	59.23	675.55	45	675.55	720.55	4	08/29/2020
RW-07	35.41474	-80.80540	724.33	726.92	45	47.58	679.33	30	679.33	709.33	4	09/02/2020
RW-08	35.41445	-80.80587	727.35	730.40	47	50.06	680.35	15	680.35	695.35	4	09/12/2020

Table 6
Summary of Well Construction Details

Colonial Pipeline Company
2020-L1-2448
Huntersville, North Carolina

Well ID	Latitude	Longitude	Ground Surface Elevation[1]	Top Of Casing Elevation[1]	Total Boring Depth (ft)	Total Well Depth (ft BTOC)	Bottom of well Elevation	Screen Length	Bottom of Screened Interval	Top of Screened Interval	Well Diameter (Inches)	Well Construction Date
RW-09	35.41361	-80.80646	729.18	730.09	40	40.92	689.18	30	689.18	719.18	4	08/30/2020
RW-10	35.41379	-80.80631	731.32	731.87	30	30.55	701.32	20	701.32	721.32	4	08/31/2020
RW-11	35.41319	-80.80654	726.82	725.94	39	38.12	687.82	30	687.82	717.82	4	09/05/2020
RW-12	35.41461	-80.80560	724.41	726.61	35	37.20	689.41	25	689.41	714.41	4	09/03/2020
RW-13	35.41430	-80.80613	729.24	732.30	35	38.05	694.24	25	694.24	719.24	4	09/04/2020
RW-14	35.41415	-80.80637	728.18	728.84	36	36.66	692.18	25	692.18	717.18	4	09/04/2020
RW-15	35.41449	-80.80658	721.01	723.99	44	46.98	677.01	30	677.01	707.01	4	09/04/2020
RW-16	35.41395	-80.80659	729.50	732.10	43	45.60	686.50	30	686.50	716.50	4	09/04/2020
RW-17	35.41441	-80.80605	726.46	729.57	17	18.94	709.46	10	709.46	719.46	4	09/05/2020
RW-18	35.41418	-80.80566	735.55	737.96	48	50.41	687.55	35	687.55	722.55	4	09/05/2020
RW-19	35.41455	-80.80673	718.03	722.02	50	53.99	668.03	40	668.03	708.03	4	09/06/2020
RW-20	35.41423	-80.80623	728.63	730.07	35	36.44	693.63	25	693.63	718.63	4	09/06/2020
RW-21	35.41403	-80.80647	729.02	729.78	47	47.76	682.02	35	682.02	717.02	4	09/08/2020
RW-22	35.41330	-80.80627	727.48	727.54	40	40.07	687.48	30	687.48	717.48	4	09/08/2020
RW-23	35.41418	-80.80688	722.31	724.85	44	46.53	678.31	30	678.31	708.31	4	09/09/2020
RW-24	35.41335	-80.80593	731.82	731.18	43	42.36	688.82	30	688.82	718.82	4	09/09/2020
RW-25	35.41437	-80.80665	721.18	724.92	52	55.74	669.18	40	669.18	709.18	4	09/10/2020
RW-26	35.41301	-80.80608	726.37	725.72	36	35.35	690.37	25	690.37	715.37	4	09/09/2020
RW-27	35.41500	-80.80560	719.15	722.46	40	43.31	679.15	30	679.15	709.15	4	09/11/2020
RW-28	35.41306	-80.80572	730.16	729.51	50	49.35	680.16	40	680.16	720.16	4	09/10/2020
RW-29	35.41487	-80.80574	719.41	719.80	48	48.39	671.41	35	671.41	706.41	4	09/10/2020
RW-30	35.41477	-80.80632	716.67	717.30	39	39.63	677.67	30	677.67	707.67	4	09/13/2020
RW-31	35.41500	-80.80605	713.59	717.24	47	50.65	666.59	35	666.59	701.59	4	09/13/2020
RW-32	35.41507	-80.80590	713.79	716.45	51	53.66	662.79	NA	662.79	NA	4	09/22/2020
RW-33	35.41517	-80.80577	713.56	716.59	60	63.03	653.56	40	653.56	693.56	4	09/23/2020
RW-34	35.41431	-80.80542	734.44	735.92	51	52.48	683.44	30	683.44	713.44	4	09/24/2020
RW-35	35.41367	-80.80563	739.41	740.16	57	57.76	682.41	45	682.41	727.41	4	09/24/2020
RW-36	35.41376	-80.80547	740.81	741.45	64	64.64	676.81	20	676.81	696.81	4	09/27/2020
RW-37	35.41381	-80.80525	741.92	742.78	70	70.86	671.92	30	671.92	701.92	4	09/27/2020
RW-38	35.41366	-80.80589	736.45	737.33	47	47.87	689.45	30	689.45	719.45	4	09/30/2020
RW-39	35.41440	-80.80710	718.72	721.77	48	51.05	670.72	35	670.72	705.72	2	10/01/2020

Table 6
Summary of Well Construction Details

Colonial Pipeline Company
2020-L1-2448
Huntersville, North Carolina

Well ID	Latitude	Longitude	Ground Surface Elevation[1]	Top Of Casing Elevation[1]	Total Boring Depth (ft)	Total Well Depth (ft BTOC)	Bottom of well Elevation	Screen Length	Bottom of Screened Interval	Top of Screened Interval	Well Diameter (Inches)	Well Construction Date
RW-40	35.41423	-80.80726	719.98	722.94	41	43.96	678.98	20	678.98	698.98	4	10/03/2020
RW-41	35.41377	-80.80600	734.20	735.48	34	35.28	700.20	20	700.20	720.20	4	11/13/2020
RW-42	35.41372	-80.80614	732.05	733.80	31	32.75	701.05	15	701.05	716.05	4	11/14/2020
RW-43	35.41402	-80.80590	737.09	737.70	43	43.61	694.09	20	694.09	714.09	4	11/14/2020
RW-44	35.41388	-80.80580	736.83	738.21	34	35.38	702.83	15	702.83	717.83	4	11/14/2020
RW-45	35.41475	-80.80577	720.81	722.04	41	42.23	679.81	25	679.81	704.81	4	11/17/2020
RW-46	35.41492	-80.80596	716.03	716.66	44	44.63	672.03	30	672.03	702.03	4	11/19/2020
RW-47	35.41420	-80.80656	724.60	725.40	41	41.80	683.60	30	683.60	713.60	4	11/20/2020
RW-48	35.41375	-80.80497	740.34	741.03	65	65.69	675.34	40	675.34	715.34	4	11/21/2020
RW-49	35.41313	-80.80570	731.51	730.47	50	48.96	681.51	20	681.51	701.51	4	01/13/2021
RW-50	35.41323	-80.80549	734.71	733.87	65	64.16	669.71	30	669.71	699.71	4	01/13/2021
RW-51	35.41328	-80.80554	734.97	734.12	65	64.15	669.97	30	669.97	699.97	4	01/19/2021
RW-52	35.41319	-80.80603	727.93	726.96	38	36.46	690.50	15	690.50	705.50	4	01/19/2021
RW-53	35.41318	-80.80625	726.49	725.48	33	31.99	693.49	20	693.49	713.49	4	01/19/2021
RW-54	35.41301	-80.80582	728.36	727.86	47	46.50	681.36	30	681.36	711.36	4	01/20/2021
RW-55	35.41274	-80.80603	723.90	723.05	36	35.15	687.90	15	687.90	702.90	4	01/21/2021
RW-56	35.41283	-80.80588	724.89	723.99	46	45.10	678.89	25	678.89	703.89	4	01/22/2021
RW-57	35.41505	-80.80607	712.74	713.57	48	48.83	664.74	35	664.74	699.74	4	03/09/2021
RW-58	35.41502	-80.80600	713.76	714.85	50.5	51.59	663.26	40	663.26	703.26	4	03/10/2021
RW-59	35.41504	-80.80595	713.79	714.75	55.5	56.46	658.29	40	658.29	698.29	4	03/10/2021
RW-60	35.41508	-80.80597	713.27	714.09	57	57.82	656.27	45	656.27	701.27	4	03/11/2021
RW-61	35.41514	-80.80592	713.01	713.59	61	61.58	652.01	50	652.01	702.01	4	03/15/2021
RW-62	35.41509	-80.80582	715.05	716.21	55	56.16	660.05	45	660.05	705.05	4	03/16/2021
RW-63	35.41494	-80.80600	715.51	716.42	42.3	43.21	673.21	30	673.21	703.21	4	05/05/2021
RW-64	35.41490	-80.80602	715.96	716.89	32	32.93	683.96	20	683.96	703.96	4	05/06/2021
RW-65	35.41491	-80.80588	717.31	718.07	40	40.76	677.31	25	677.31	702.31	4	05/06/2021
RW-66	35.41496	-80.80575	717.13	718.01	45	45.88	672.13	30	672.13	702.13	4	05/07/2021
RW-67	35.41498	-80.80585	714.32	716.58	50.3	52.55	664.02	35	664.02	699.02	4	05/26/2021
RW-68	35.41495	-80.80602	715.14	716.02	44.5	45.38	670.64	30	670.64	700.64	4	05/27/2021
RW-69	35.41488	-80.80595	716.90	717.51	35	35.61	681.90	20	681.90	701.90	4	05/28/2021
RW-70	35.41425	-80.80547	734.89	735.43	48	48.54	686.89	15	686.89	701.89	4	08/06/2021

Table 6
Summary of Well Construction Details

Colonial Pipeline Company
2020-L1-2448
Huntersville, North Carolina

Well ID	Latitude	Longitude	Ground Surface Elevation[1]	Top Of Casing Elevation[1]	Total Boring Depth (ft)	Total Well Depth (ft BTOC)	Bottom of well Elevation	Screen Length	Bottom of Screened Interval	Top of Screened Interval	Well Diameter (Inches)	Well Construction Date
RW-71	35.41526	-80.80568	713.96	714.52	60.5	61.06	653.46	45	653.46	698.46	4	07/22/2021
RW-72	35.41531	-80.80582	711.08	711.57	56	56.49	655.08	40	655.08	695.08	4	07/23/2021
RW-73	35.41523	-80.80599	709.55	709.82	56	56.27	653.55	45	653.55	698.55	4	07/26/2021
RW-74	35.41515	-80.80621	707.38	707.44	71.5	71.56	635.88	55	635.88	690.88	4	07/29/2021
RW-75	35.41509	-80.80633	708.19	708.82	52	52.62	656.19	20	656.19	676.19	4	08/03/2021
RW-76	35.41503	-80.80642	710.27	710.89	50	50.62	660.27	35	660.27	695.27	4	08/05/2021
RW-77	35.41409	-80.80543	739.10	739.77	56	56.67	683.10	40	683.10	723.10	4	08/12/2021
RW-78	35.41425	-80.80528	738.81	739.00	64	64.19	674.81	55	674.81	729.81	4	08/13/2021
RW-79	35.41408	-80.80655	727.18	727.67	46.7	47.19	680.48	35	680.48	715.48	4	08/17/2021
RW-80	35.41374	-80.80674	729.38	730.09	39	39.71	690.38	20	690.38	710.38	4	08/26/2021
RW-81	35.41356	-80.80686	728.06	728.83	44	44.77	684.06	15	684.06	699.06	4	08/27/2021
RW-82	35.41405	-80.80684	725.68	726.16	56	56.48	669.68	40	669.68	709.68	4	08/31/2021
RW-83	35.41528	-80.80574	712.63	713.05	72.1	72.52	640.53	55	640.53	695.53	4	09/15/2021
RW-84	35.41508	-80.80614	710.39	711.47	50	51.09	660.39	40	660.39	700.39	4	10/11/2021
RW-85	35.41500	-80.80632	711.22	713.08	58	59.85	653.22	50	653.22	703.22	4	10/12/2021
RW-86	35.41516	-80.80631	705.34	705.46	61	61.13	644.34	50	644.34	694.34	4	10/14/2021
RW-87	35.41505	-80.80620	710.51	710.28	46.5	46.27	664.01	35	664.01	699.01	4	10/15/2021
RW-88	35.41497	-80.80618	713.09	713.53	38	38.44	675.09	25	675.09	700.09	4	10/18/2021
RW-89	35.41487	-80.80629	715.36	716.12	41.5	42.25	673.86	30	673.86	703.86	4	10/19/2021
RW-90	35.41494	-80.80637	713.49	713.70	53.5	53.71	659.99	40	659.99	699.99	4	10/19/2021
RW-91	35.41487	-80.80649	714.72	715.54	47	47.83	667.72	30	667.72	697.72	4	10/22/2021
RW-92	35.41521	-80.80613	708.24	708.81	66	66.57	642.24	55	642.24	697.24	4	10/27/2021
RW-93	35.41527	-80.80593	710.23	711.48	60	61.25	650.23	40	650.23	690.23	4	11/17/2021
RW-94	35.41515	-80.80561	716.87	717.38	70.5	71.01	646.37	50	646.37	696.37	4	11/23/2021
RW-95	35.41488	-80.80544	723.14	723.83	55	55.69	668.14	35	668.14	703.14	4	11/24/2021
RW-96	35.41500	-80.80541	721.46	722.24	59	59.78	662.46	40	662.46	702.46	4	11/30/2021
RW-97	35.41497	-80.80507	727.84	729.73	53	54.89	674.84	25	674.84	699.84	4	12/02/2021
RW-98	35.41509	-80.80513	724.49	725.25	50.5	50.50	673.99	25	673.99	698.99	4	12/07/2021
RW-99	35.41440	-80.80550	731.29	731.55	46	46	685.29	25	685.29	710.29	4	12/08/2021
RW-100	35.41467	-80.80639	718.56	719.14	46	46	672.56	35	672.56	707.56	4	12/10/2021
RW-101	35.41474	-80.80660	716.61	717.39	52	52	664.61	40	664.61	704.61	4	12/13/2021

Table 6
Summary of Well Construction Details

Colonial Pipeline Company
2020-L1-2448
Huntersville, North Carolina

Well ID	Latitude	Longitude	Ground Surface Elevation[1]	Top Of Casing Elevation[1]	Total Boring Depth (ft)	Total Well Depth (ft BTOC)	Bottom of well Elevation	Screen Length	Bottom of Screened Interval	Top of Screened Interval	Well Diameter (Inches)	Well Construction Date
RW-102	35.41473	-80.80645	717.00	717.77	45	45	672.00	35	672.00	707.00	4	12/14/2021
RW-103	35.41442	-80.80541	731.87	732.35	59	59	672.87	45	672.87	717.87	4	12/16/2021
RW-104	35.41485	-80.80663	713.61	714.44	44	44	669.61	30	669.61	699.61	4	12/20/2021
RW-105	35.41463	-80.80678	717.07	717.97	50	50	667.07	35	667.07	702.07	4	12/21/2021
RW-106	35.41460	-80.80628	720.21	720.74	32	32	688.21	25	688.21	713.21	4	01/11/2022
RW-107	35.41452	-80.80630	721.89	722.18	27	27	694.89	20	694.89	714.89	4	01/19/2022
RW-108	35.41455	-80.80651	720.80	721.54	51	51	669.80	40	669.80	709.80	4	01/20/2022
RW-109	35.41471	-80.80674	716.09	716.96	53	53	663.09	40	663.09	703.09	4	01/25/2022
RW-110	35.41502	-80.80654	709.73	709.76	55	55	654.73	40	654.73	694.73	4	01/26/2022
RW-111	35.41385	-80.80679	729.31	729.91	47	47	682.31	25	682.31	707.31	4	01/28/2022
RW-112	35.41364	-80.80540	739.90	740.74	71	71	668.90	45	668.90	713.90	4	02/01/2022
RW-113	35.41317	-80.80583	731.21	732.87	40	39	691.21	20	691.21	711.21	4	02/22/2022
RW-114	35.41334	-80.80580	733.58	737.93	46.5	46.5	687.08	25	687.08	712.08	4	02/24/2022
RW-115	35.41321	-80.80687	725.59	727.62	39	39	687.09	20	687.09	707.09	4	02/24/2022
RW-116	35.41332	-80.80547	735.77	734.76	66	65.5	669.77	30	669.77	699.77	4	03/04/2022
RW-117	35.41307	-80.80618	726.05	724.96	34	34.0	692.05	20	692.05	712.05	4	03/24/2022
RW-118	35.41301	-80.80595	726.81	725.85	34	34.0	692.81	20	692.81	712.81	4	03/25/2022
RW-119	35.41318	-80.80639	726.71	725.73	30	29.6	696.71	15	696.71	711.71	4	03/28/2022
Hydraulic Control Wells												
HCW-01	35.41398	-80.80448	741.90	742.48	65	65.58	676.90	30	676.90	706.90	4	01/10/2021
HCW-02	35.41396	-80.80459	742.69	744.96	63	65.27	679.69	25	679.69	704.69	4	01/12/2021
HCW-03	35.41394	-80.80470	743.38	745.48	70	72.10	673.38	30	673.38	703.38	4	01/12/2021
HCW-04	35.41392	-80.80482	744.08	746.00	70	71.92	674.08	30	674.08	704.08	4	01/13/2021
HCW-05	35.41390	-80.80492	743.81	743.82	70.5	70.51	673.31	30.5	673.31	703.81	4	01/14/2021
HCW-06	35.41389	-80.80503	743.77	743.70	70.5	70.43	673.27	30.5	673.27	703.77	4	01/14/2021
HCW-07	35.41388	-80.80513	743.00	742.86	70.5	70.36	672.50	30.5	672.50	703.00	4	01/15/2021
HCW-08	35.41384	-80.80523	742.82	742.96	70.6	70.74	672.22	30.6	672.22	702.82	4	01/15/2021
HCW-09	35.41382	-80.80532	742.46	744.49	70.5	72.53	671.96	32.5	671.96	704.46	4	01/16/2021
HCW-10	35.41379	-80.80542	741.66	743.90	68	70.24	673.66	36	673.66	709.66	4	01/17/2021
HCW-11	35.41377	-80.80551	741.15	741.26	66.5	66.60	674.65	36.5	674.65	711.15	4	01/18/2021
HCW-12	35.41375	-80.80561	740.56	740.75	53	53.20	687.56	21	687.56	708.56	4	01/19/2021
HCW-13	35.41373	-80.80569	739.69	740.79	50	51.10	689.69	20	689.69	709.69	4	01/18/2021

Table 6
Summary of Well Construction Details

Colonial Pipeline Company
2020-L1-2448
Huntersville, North Carolina

Well ID	Latitude	Longitude	Ground Surface Elevation[1]	Top Of Casing Elevation[1]	Total Boring Depth (ft)	Total Well Depth (ft BTOC)	Bottom of well Elevation	Screen Length	Bottom of Screened Interval	Top of Screened Interval	Well Diameter (Inches)	Well Construction Date
HCW-14	35.41371	-80.80579	738.48	739.18	48	48.70	690.48	20	690.48	710.48	4	01/20/2021
HCW-15	35.41369	-80.80588	736.64	737.19	47	47.55	689.64	21	689.64	710.64	4	01/20/2021
HCW-16	35.41368	-80.80598	734.73	736.35	41	42.62	693.73	14	693.73	707.73	4	01/21/2021
HCW-17	35.41366	-80.80607	732.96	733.19	37	37.24	695.96	13	695.96	708.96	4	01/21/2021
HCW-18	35.41361	-80.80619	731.02	731.12	33	33.10	698.02	15	698.02	713.02	4	01/22/2021
HCW-19	35.41359	-80.80629	730.98	732.00	41	42.02	689.98	20	689.98	709.98	4	01/22/2021
HCW-20	35.41358	-80.80639	729.61	731.69	48	50.08	681.61	25	681.61	706.61	4	01/23/2021
HCW-21	35.41363	-80.80684	729.46	730.02	46	46.56	683.46	20	683.46	703.46	4	01/09/2021
HCW-22	35.41366	-80.80693	728.17	731.67	53	56.50	678.67	25	678.67	703.67	4	01/06/2021
HCW-23	35.41399	-80.80429	740.19	740.60	70	70.41	670.60	30	670.60	700.60	4	02/05/2021
HCW-24	35.41395	-80.80445	741.42	741.73	70	70.31	671.73	30	671.73	701.73	4	02/06/2021
HCW-25	35.41358	-80.80648	729.76	730.41	43	43.65	687.41	25	687.41	712.41	4	02/11/2021
HCW-26	35.41357	-80.80659	730.39	730.52	45	45.13	685.52	25	685.52	710.52	4	02/10/2021
HCW-27	35.41358	-80.80670	729.70	729.91	40	40.20	689.91	25	689.91	714.91	4	02/12/2021
NHCW-01	35.41442	-80.80714	718.95	718.93	48	47.98	670.93	25	670.93	695.93	4	02/02/2021
NHCW-02	35.41449	-80.80708	718.60	719.11	50	50.51	669.11	30	669.11	699.11	4	02/03/2021
NHCW-03	35.41456	-80.80703	717.46	717.56	45	45.10	672.56	25	672.56	697.56	4	02/03/2021
NHCW-04	35.41462	-80.80698	715.89	716.18	50	50.29	666.18	30	666.18	696.18	4	02/04/2021
NHCW-05	35.41469	-80.80693	715.14	715.91	50	50.78	665.91	30	665.91	695.91	4	02/04/2021
NHCW-06	35.41476	-80.80687	714.74	714.96	50	50.22	664.96	30	664.96	694.96	4	02/04/2021
NHCW-07	35.41482	-80.80682	713.69	714.08	47	47.39	667.08	30	667.08	697.08	4	02/05/2021
NHCW-08	35.41489	-80.80676	712.87	712.84	45	44.97	667.84	30	667.84	697.84	4	02/05/2021
NHCW-09	35.41496	-80.80669	711.27	711.21	43	42.94	668.21	30	668.21	698.21	4	02/06/2021
NHCW-10	35.41505	-80.80663	709.29	713.05	41	44.76	672.05	25	672.05	697.05	4	02/07/2021
NHCW-11	35.41509	-80.80653	710.11	710.66	41	41.55	669.66	25	669.66	694.66	4	02/06/2021
NHCW-12	35.41515	-80.80646	707.14	707.09	40	39.95	667.09	25	667.09	692.09	4	02/21/2021
NHCW-13	35.41521	-80.80640	703.76	704.81	40	41.05	664.81	25	664.81	689.81	4	02/20/2021
NHCW-14	35.41526	-80.80633	702.09	703.34	35	36.25	668.34	20	668.34	688.34	4	02/20/2021
NHCW-15	35.41529	-80.80623	701.28	702.64	35	36.35	667.64	20	667.64	687.64	4	02/20/2021
NHCW-16	35.41531	-80.80613	704.79	704.99	40	40.20	664.99	25	664.99	689.99	4	02/19/2021
NHCW-17	35.41536	-80.80606	705.21	705.83	40	40.62	665.83	25	665.83	690.83	4	02/19/2021
NHCW-18	35.41536	-80.80595	707.76	709.11	39	40.35	670.11	25	670.11	695.11	4	02/17/2021
NHCW-19	35.41541	-80.80585	705.81	706.80	39	39.99	667.80	25	667.80	692.80	4	02/09/2021

Table 6
Summary of Well Construction Details

Colonial Pipeline Company
2020-L1-2448
Huntersville, North Carolina

Well ID	Latitude	Longitude	Ground Surface Elevation[1]	Top Of Casing Elevation[1]	Total Boring Depth (ft)	Total Well Depth (ft BTOC)	Bottom of well Elevation	Screen Length	Bottom of Screened Interval	Top of Screened Interval	Well Diameter (Inches)	Well Construction Date
NHCW-20	35.41541	-80.80576	707.11	709.03	39	40.92	670.03	25	670.03	695.03	4	02/08/2021
NHCW-21	35.41537	-80.80566	708.80	709.90	45	46.11	664.90	25	664.90	689.90	4	02/09/2021
NHCW-22	35.41534	-80.80558	711.48	712.70	50	51.23	662.70	30	662.70	692.70	4	02/10/2021
NHCW-23	35.41531	-80.80548	713.86	715.10	50	51.24	665.10	30	665.10	695.10	4	02/11/2021
NHCW-24	35.41529	-80.80538	716.32	717.38	50	51.06	667.38	30	667.38	697.38	4	02/12/2021
NHCW-25	35.41528	-80.80528	718.51	720.40	55	56.89	665.40	25	665.40	690.40	4	02/12/2021
NHCW-26	35.41524	-80.80520	721.67	723.09	55	56.42	668.09	25	668.09	693.09	4	02/14/2021
NHCW-27	35.41521	-80.80510	723.13	724.18	55	56.05	669.18	25	669.18	694.18	4	02/15/2021
NHCW-28	35.41517	-80.80502	724.30	725.46	55	56.16	670.46	25	670.46	695.46	4	02/15/2021
NHCW-29	35.41512	-80.80493	727.19	728.13	55	55.95	673.13	25	673.13	698.13	4	02/16/2021

Notes:

Calibration

ft btoc = Feet Below Top Of Casing

NA = Data not currently available

RW = Recovery Well

MW = Monitoring Well

HCW = Hydraulic Control Well

NHCW = North Hydraulic Control Well

-- = Well not surveyed

[1] = Elevations surveyed in feet using the NAVD88 vertical datum

[2] = Telescoping well, currently open borehole

Table 7
Summary of Water Supply Well Sampling Results

Colonial Pipeline Company
2020-L1-SR2448
Huntersville, North Carolina

			Metals (µg/L)	VOCs (µg/L)		
Lab Report Number	Sample ID	Sample Date	Lead	Bromodichloromethane	Chloroform	Methylene Chloride
		NCAC 2L	**15**	**0.6**	**70**	**5.0**
		IMAC Standards	**--**	**--**	**--**	**--**
92525139	13712_HC_RD_20210302	03/02/2021	**38.2**	<0.50	<0.50	<2.0
92492043	13736_PE_ Dr	08/22/2020	NA	NA	NA	NA
92492904	13800_H/C_Rd	08/27/2020	**109**	<0.50	<0.50	<2.0
92493896	13800_HC_RD	09/02/2020	**169**	<0.50	<0.50	<2.0
92495067	13800_HC_RD	09/10/2020	**55.2**	<0.50	<0.50	<2.0
92495939	13800_HC_RD_20200916	09/16/2020	**67**	<0.50	<0.50	<2.0
92497411	13800_HC_RD 20200924	09/24/2020	**23**	<0.50	<0.50	<2.0
92498538	13800_HC_RD	10/01/2020	**6.5**	<0.50	<0.50	<2.0
92499668	13800_HC_RD_20201008	10/08/2020	<5.0	<0.50	<0.50	<2.0
92500721	13800_HC_RD_20201015	10/15/2020	<5.0	<0.50	<0.50	<2.0
92501794	13800_HC_RD_20201022	10/22/2020	<5.0	<0.50	<0.50	<2.0
92502945	13800_HC_RD_20201029	10/29/2020	<5.0	<0.50	<0.50	<2.0
92504298	13800_HC_RD_20201105	11/05/2020	<5.0	<0.50	<0.50	<2.0
92506033	13800_HC_RD	11/12/2020	**5.4**	<0.50	<0.50	<2.0
92507404	13800_HC_RD	11/19/2020	**5.7**	<0.50	<0.50	<2.0
92507391	FD-111820	11/19/2020	**5.4**	<0.50	<0.50	<2.0
92508024	13800_HC_RD_20201124	11/24/2020	<5.0	<0.50	<0.50	<2.0
92508707	13800_HC_RD_20201201	12/01/2020	**7.8**	<0.50	<0.50	<2.0
92510221	13800_HC_RD_20201208	12/08/2020	<5.0	<0.50	<0.50	<2.0
92512037	13800_HC_.RD_20201215	12/15/2020	<5.0	<0.50	<0.50	<2.0
92513363	13800_HC_RD_20201222	12/22/2020	<5.0	<0.50	<0.50	<2.0
92513987	13800_HC_RD_20201229	12/29/2020	<5.0	<0.50	<0.50	<2.0
92514747	13800_HC_RD_20210105	01/05/2021	<5.0	<0.50	<0.50	<2.0
92516194	13800_HC_RD_2021112	01/12/2021	<5.0	<0.50	<0.50	<2.0
92517235	13800_HC_RD_2021119	01/19/2021	<5.0	<0.50	<0.50	<2.0
92518577	13800_HC_RD_2021126	01/26/2021	**16.9**	<0.50	<0.50	<2.0
92519756	13800_HC_RD_20210202	02/02/2021	<5.0	<0.50	<0.50	<2.0
92521088	13800_HC_RD_20210209	02/09/2021	**5.1**	<0.50	<0.50	<2.0
92522441	13800_HC_RD_20210216	02/16/2021	<5.0	<0.50	<0.50	<2.0
92523569	13800_HC_RD_20210223	02/23/2021	<5.0	<0.50	<0.50	<2.0
92525141	13800_HC_RD_20210302	03/02/2021	<5.0	<0.50	<0.50	<2.0
92526632	13800_HC_RD_20210309	03/09/2021	<5.0	<0.50	<0.50	<2.0
92527865	13800_HC_RD_20210316	03/16/2021	**12.1**	<0.50	<0.50	<2.0
92529142	13800_HC_RD_20210323	03/23/2021	<5.0	<0.50	<0.50	<2.0
92530276	13800_HC_RD_20210330	03/30/2021	<5.0	<0.50	<0.50	<2.0

Table 7
Summary of Water Supply Well Sampling Results

Colonial Pipeline Company
2020-L1-SR2448
Huntersville, North Carolina

			Metals (µg/L)	VOCs (µg/L)		
Lab Report Number	Sample ID	Sample Date	Lead	Bromodichloromethane	Chloroform	Methylene Chloride
		NCAC 2L	**15**	**0.6**	**70**	**5.0**
		IMAC Standards	**--**	**--**	**--**	**--**
92531396	13800_HC_RD_20210406	04/06/2021	<5.0	<0.50	<0.50	<2.0
92531397	DUP-1	04/06/2021	<5.0	<0.50	<0.50	<2.0
92532721	13800_HC_RD_20210413	04/13/2021	<5.0	<0.50	<0.50	<2.0
92534073	13800_HC_RD_20210420	04/20/2021	<5.0	<0.50	<0.50	<2.0
92535389	13800_HC_RD_20210427	04/27/2021	<5.0	<0.50	<0.50	<2.0
92536812	13800_HC_RD_20210504	05/04/2021	<5.0	<0.50	<0.50	<2.0
92538171	13800_HC_RD_20210511	05/11/2021	<5.0	<0.50	<0.50	<2.0
92539520	13800_HC_RD_20210518	05/18/2021	**6.3**	<0.50	<0.50	<2.0
92540616	13800_HC_RD_20210525	05/25/2021	<5.0	<0.50	<0.50	<2.0
92541596	13800_HC_RD_20210601	06/01/2021	<5.0	<0.50	<0.50	<2.0
92543078	13800_HC_RD_20210608	06/08/2021	<5.0	<0.50	<0.50	<2.0
92544310	13800_HC_RD_20210615	06/15/2021	<5.0	<0.50	<0.50	<2.0
92545590	13800_HC_RD_20210622	06/22/2021	<5.0	<0.50	<0.50	<2.0
92545591	DUP-1	06/22/2021	<5.0	<0.50	**0.9**	<2.0
92546854	13800_HC_RD_20210629	06/29/2021	**50.5**	<0.50	<0.50	<2.0
92547797	13800_HC_RD_20210706	07/06/2021	**5.0J**	<0.50	<0.50	<2.0
92549166	13800_HC_RD_20210713	07/13/2021	<5.0	<0.50	<0.50	<2.0
92550625	13800_HC_RD_20210720	07/20/2021	<5.0	<0.50	<0.50	<2.0
92551875	13800_HC_RD_20210727	07/27/2021	<5.0	<0.50	<0.50	<2.0
92553041	13800_HC_RD_20210803	08/03/2021	<5.0	<0.50	<0.50	<2.0
92554512	13800_HC_RD_20210810	08/10/2021	**10.4**	<0.5	<0.50	<2.0
92555787	13800_HC_RD_20210817	08/17/2021	**11.2**	<0.50	<0.50	<2.0
92557299	13800_HC_RD_20210824	08/24/2021	<5.0	<0.50	<0.50	<2.0
92558702	13800_HC_RD_20210831	08/31/2021	<5.0	<0.50	<0.50	<2.0
92558711	DUP-1_20210831	08/31/2021	<5.0	<0.50	<0.50	<2.0
92559804	13800_HC_RD 20210907	09/07/2021	<5.0	<0.50	<0.50	<2.0
92561212	13800_HC_RD_20210914	09/14/2021	<5.0	<0.50	<0.50	<2.0
92561225	DUP-1	09/14/2021	<5.0	<0.50	<0.50	<2.0
92562315	13800_HC_RD_20210921	09/21/2021	<5.0	<1.0	<5.0	<5.0
92562323	DUP-1	09/21/2021	<5.0	<1.0	<5.0	<5.0
92563649	13800_HC_RD_09282021	09/28/2021	<5.0	<1.0	<5.0	<5.0
92564844	13800_HC_RD_20211005	10/05/2021	<5.0	<0.50	<0.50	<2.0
92564847	DUP-1	10/05/2021	<5.0	<0.50	<0.50	<2.0
92566381	13800_HC_RD_20211012	10/12/2021	<5.0	<0.50	<0.50	<2.0
92566386	DUP-1	10/12/2021	<5.0	<0.50	<0.50	<2.0
92567633	13800_HC_RD	10/19/2021	<5.0	<0.50	<0.50	<2.0
92568788	13800_HC_RD	10/26/2021	<5.0	<0.50	<0.50	<2.0

Table 7
Summary of Water Supply Well Sampling Results

Colonial Pipeline Company
2020-L1-SR2448
Huntersville, North Carolina

			Metals (µg/L)	VOCs (µg/L)		
Lab Report Number	Sample ID	Sample Date	Lead	Bromodichloromethane	Chloroform	Methylene Chloride
		NCAC 2L	**15**	**0.6**	**70**	**5.0**
		IMAC Standards	**--**	**--**	**--**	**--**
92568794	DUP-1	10/26/2021	<5.0	<0.50	<0.50	<2.0
92570043	13800_HC_RD	11/02/2021	<5.0	<0.50	<0.50	<2.0
92571544	13800_HC_RD	11/09/2021	<5.0	<0.50	<0.50	<2.0
92572757	13800_HC_RD	11/16/2021	<5.0	<0.50	<0.50	<2.0
92574208	13800_HC_RD	11/23/2021	<5.0	<0.50	<0.50	<2.0
92574797	13800_HC_RD	11/30/2021	<5.0	<0.50	<0.50	<2.0
92574804	DUP-1	11/30/2021	<5.0	<0.50	<0.50	<2.0
92576191	13800_HC_RD	12/07/2021	**13.3**	<0.50	<0.50	<2.0
92577757	13800_HC_RD	12/14/2021	**32.6**	<0.50	<0.50	<2.0
92577788	DUP-1	12/14/2021	<5.0	<0.50	<0.50	<2.0
92579404	13800_HC_RD	12/21/2021	**27.6**	<0.50	<0.50	<2.0
92580063	13800_HC_RD	12/28/2021	**8.0**	<0.50	<0.50	<2.0
92580062	DUP-1	12/28/2021	<5.0	<0.50	<0.50	<2.0
92580727	13800_HC_RD	01/04/2022	<5.0	<0.50	<0.50	<2.0
92582047	13800_HC_RD	01/11/2022	**12.4**	<0.50	<0.50	<2.0
92583318	13800_HC_RD	01/19/2022	**7.0**	<0.50	<0.50	<2.0
92584301	13800_HC_RD	01/25/2022	<5.0	<0.50	<0.50	<2.0
92585380	13800_HC_RD	02/01/2022	**8.4**	<0.50	<0.50	<2.0
92585387	DUP-1	02/01/2022	**16.6**	<0.50	<0.50	<2.0
92586847	13800_HC_RD	02/08/2022	**21.3**	<0.50	<0.50	<2.0
92588290	13800_HC_RD	02/15/2022	**14.8**	<0.50	<0.50	<2.0
92589492	13800_HC_RD	02/22/2022	<5.0	<0.50	<0.50	<2.0
92590645	13800_HC_RD	03/01/2022	<5.0	<0.50	<0.50	<2.0
92591982	13800_HC_RD	03/08/2022	**30.9**	<0.50	<0.50	<2.0
92593507	13800_HC_RD	03/15/2022	**24.5**	<0.50	<0.50	<2.0
92594608	13800_HC_RD	03/22/2022	**36.2**	<0.50	<0.50	<2.0
92595918	13800_HC_RD	03/29/2022	**34.4**	<0.50	<0.50	<2.0
92597063	13800_HC_RD	04/05/2022	<5.0	<0.50	<0.50	<2.0
92597059	DUP-1	04/05/2022	**8.0**	<0.50	<0.50	<2.0
92598693	13800_HC_RD	04/12/2022	**11.8**	<0.50	<0.50	<2.0
92599751	13800_HC_RD	04/19/2022	<5.0	<0.50	<0.50	<2.0
92601058	13800_HC_RD	04/26/2022	**5.8**	<0.50	<0.50	<2.0
92601066	DUP-1	04/26/2022	<5.0	<0.50	<0.50	<2.0
92602430	13800_HC_RD	05/03/2022	<5.0	<0.50	<0.50	<2.0
92603677	13800_HC_RD_20220510	05/10/2022	**16.4**	<0.50	<0.50	<2.0

Table 7
Summary of Water Supply Well Sampling Results

Colonial Pipeline Company
2020-L1-SR2448
Huntersville, North Carolina

			Metals (µg/L)	VOCs (µg/L)		
Lab Report Number	Sample ID	Sample Date	Lead	Bromodichloromethane	Chloroform	Methylene Chloride
		NCAC 2L	**15**	**0.6**	**70**	**5.0**
		IMAC Standards	**--**	**--**	**--**	**--**
92604791	13800-HC-RD-20220517	05/17/2022	**2.8**	<0.50	<0.50	<2.0
92604793	DUP-1	05/17/2022	**5.9**	<0.50	<0.50	<2.0
92605970	13800_HC_RD	05/24/2022	**15.0**	<0.50	<0.50	<2.0
92607104	13800_HC_RD	05/31/2022	**2.1**	<0.50	<0.50	<2.0
92608268	13800-HC-RD-20220607	06/07/2022	**2.1**	<0.50	<0.50	<2.0
92608302	DUP-1	06/07/2022	**13.0**	<0.50	<0.50	<2.0
92609682	13800_HC_RD_20220614	06/14/2022	**4.7**	<0.50	<0.50	<2.0
92609687	DUP-1	06/14/2022	**20.4**	<0.50	<0.50	<2.0
92491028	13822_HC_Rd	08/16/2020	**53.0**	<0.50	<0.50	<2.0
92492032	13822_HC_Rd	08/21/2020	**14.2**	NA	NA	NA
92492033	FD_08212020	08/21/2020	**10.3**	NA	NA	NA
92493878	13822_HC_RD	09/02/2020	**11.6**	<0.50	<0.50	<2.0
92495055	13822_HC_RD	09/10/2020	<5.0	<0.50	<0.50	<2.0
92495069	FD-091020	09/10/2020	<5.0	<0.50	<0.50	<2.0
92495927	13822_HC_RD_20200916	09/16/2020	**14.3**	<0.50	<0.50	<2.0
92497407	13822_HC_RD 20200924	09/24/2020	**8.9**	<0.50	<0.50	<2.0
92491385	13831_Sims_Rd	08/17/2020	<5.0	<0.50	<0.50	<2.0
92492683	13831_Sims_Rd	08/25/2020	<5.0	<0.50	<0.50	<2.0
92494137	13831_SIMS_RD	09/03/2020	<5.0	<0.50	<0.50	<2.0
92525138	13831_SIMS_RD_20210302	03/02/2021	<5.0	<0.50	<0.50	<2.0
92558698	13831_SIMS_RD_20210831	08/31/2021	<5.0	<0.50	<0.50	<2.0
92594766	13831_SIMS	03/22/2022	<5.0	<0.50	<0.50	<2.0
92491367	13835_AC_Rd	08/17/2020	<5.0	<0.50	<0.50	<2.0
92492460	13835_AC_Rd	08/25/2020	<5.0	<0.50	<0.50	<2.0
92492469	FD1-08252020	08/25/2020	<5.0	<0.50	<0.50	<2.0
92494135	13835_AC_RD	09/03/2020	<5.0	<0.50	<0.50	<2.0
92495191	13835_AC_RD	09/11/2020	<5.0	<0.50	<0.50	<2.0
92495943	13835_AC_RD_20200916	09/16/2020	<5.0	**1.7**	**7.4**	<2.0
92497409	13835_AC_RD 20200924	09/24/2020	**16.1**	<0.50	<0.50	<2.0
92498537	13835_AC_RD	10/01/2020	<5.0	<0.50	<0.50	<2.0
92498539	FD-100120	10/01/2020	<5.0	<0.50	<0.50	<2.0
92499665	13835_AC_RD_20201008	10/08/2020	<5.0	<0.50	<0.50	<2.0
92500725	13835_AC_RD_20201015	10/15/2020	<5.0	<0.50	<0.50	<2.0
92500731	DUP-1	10/15/2020	<5.0	<0.50	<0.50	NA
92501805	13835_AC_RD_20201022	10/22/2020	<5.0	<0.50	<0.50	<2.0

Table 7
Summary of Water Supply Well Sampling Results

Colonial Pipeline Company
2020-L1-SR2448
Huntersville, North Carolina

			Metals (µg/L)	VOCs (µg/L)		
Lab Report Number	Sample ID	Sample Date	Lead	Bromodichloromethane	Chloroform	Methylene Chloride
		NCAC 2L	**15**	**0.6**	**70**	**5.0**
		IMAC Standards	**--**	**--**	**--**	**--**
92502955	13835_AC_RD_20201029	10/29/2020	<5.0	<0.50	<0.50	<2.0
92502957	DUP-1	10/29/2020	<5.0	<0.50	<0.50	<2.0
92504283	13835_AC_RD_20201105	11/05/2020	<5.0	<0.50	<0.50	<2.0
92506030	13835_AC_RD	11/12/2020	<5.0	<0.50	<0.50	<2.0
92507400	13835_AC_RD	11/19/2020	<5.0	<0.50	<0.50	<2.0
92508017	13835_AC_RD_20201124	11/24/2020	<5.0	<0.50	<0.50	<2.0
92508716	13835_AC_Rd_20201201	12/01/2020	<5.0	<0.50	<0.50	<2.0
92510233	13835_AC_RD_20201208	12/08/2020	<5.0	<0.50	<0.50	<2.0
92512027	13835_AC_RD_20201215	12/15/2020	<5.0	<0.50	<0.50	<2.0
92512046	DUP-1	12/15/2020	<5.0	<0.50	<0.50	<2.0
92513354	13835_AC_RD_20201222	12/22/2020	<5.0	<0.50	<0.50	<2.0
92513978	13835_AC_RD_20201229	12/29/2020	<5.0	<0.50	<0.50	<2.0
92514756	13835_AC_RD_20210105	01/05/2021	<5.0	<0.50	<0.50	<2.0
92516191	13835_AC_RD_2021112	01/12/2021	<5.0	<0.50	<0.50	<2.0
92516192	DUP-1	01/12/2021	<5.0	<0.50	<0.50	<2.0
92517234	13835_AC_RD_2021119	01/19/2021	<5.0	<0.50	<0.50	<2.0
92518610	13835_AC_RD_2021126	01/26/2021	**15.4**	<0.50	<0.50	<2.0
92519760	13835_AC_RD_20210202	02/02/2021	<5.0	<0.50	<0.50	<2.0
92521099	13835_AC_RD_20210209	02/09/2021	**15.1**	<0.50	<0.50	<2.0
92522436	13835_AC_RD_20210216	02/16/2021	<5.0	<0.50	<0.50	<2.0
92522438	DUP-1	02/16/2021	<5.0	<0.50	**0.62**	<2.0
92523572	13835_AC_RD_20210223	02/23/2021	<5.0	<0.50	**0.57**	<2.0
92525131	13835_AC_RD_20210302	03/02/2021	<5.0	<0.50	**0.5**	<2.0
92526625	13835_AC_RD_20210309	03/09/2021	**13.5**	<0.50	**0.54**	<2.0
92527864	13835_AC_RD_20210316	03/16/2021	**6.2**	<0.50	**0.51**	<2.0
92529170	13835_AC_RD_20210323	03/23/2021	<5.0	<0.50	<0.50	<2.0
92530284	13835_AC_RD_20210330	03/30/2021	<5.0	<0.50	<0.50	<2.0
92531392	13835_AC_RD_20210406	04/06/2021	<5.0	<0.50	**0.52**	<2.0
92532714	13835_AC_RD_20210413	04/13/2021	<5.0	<0.50	**0.65**	<2.0
92534075	13835_AC_RD_20210420	04/20/2021	<5.0	<0.50	<0.50	<2.0
92535405	13835_AC_RD_20210427	04/27/2021	<5.0	<0.50	<0.50	<2.0
92536813	13835_AC_RD_20210504	05/04/2021	<5.0	<0.50	**0.65**	<2.0
92538166	13835_AC_RD_20210511	05/11/2021	<5.0	<0.50	**0.67**	<2.0
92539526	13835_AC_RD_20210518	05/18/2021	<5.0	<0.50	**0.89**	<2.0
92540628	13835_AC_RD_20210525	05/25/2021	<5.0	<0.50	**0.74**	<2.0
92540633	DUP-1	05/25/2021	<5.0	<0.50	**0.74**	<2.0
92541591	13835_AC_RD_20210601	06/01/2021	<5.0	<0.50	**0.90**	<2.0

Table 7
Summary of Water Supply Well Sampling Results

Colonial Pipeline Company
2020-L1-SR2448
Huntersville, North Carolina

			Metals (µg/L)	VOCs (µg/L)		
Lab Report Number	Sample ID	Sample Date	Lead	Bromodichloromethane	Chloroform	Methylene Chloride
		NCAC 2L	**15**	**0.6**	**70**	**5.0**
		IMAC Standards	**--**	**--**	**--**	**--**
92543079	13835_AC_RD_20210608	06/08/2021	**4.7J**	<0.50	**0.88**	<2.0
92544297	13835_AC_RD_20210615	06/15/2021	<5.0	<0.50	**0.91**	<2.0
92545600	13835_AC_RD_20210622	06/22/2021	**7.5**	<0.50	**0.84**	<2.0
92546857	13835_AC_RD_20210629	06/29/2021	<5.0	<0.50	**0.76**	<2.0
92547790	13835_AC_RD_20210706	07/06/2021	<5.0	<0.50	**0.99**	<2.0
92549184	13835_AC_RD_20210713	07/13/2021	<5.0	<0.50	**0.80**	<2.0
92549163	DUP-1	07/13/2021	<5.0	<0.50	**0.77**	<2.0
92550635	13835_AC_RD_20210720	07/20/2021	<5.0	<0.50	**0.73**	<2.0
92551865	13835_AC_RD_20210727	07/27/2021	<5.0	<0.50	<0.50	<2.0
92553036	13835_AC_RD_20210803	08/03/2021	<5.0	<0.50	**0.96**	<2.0
92554466	13835_AC_RD_20210810	08/10/2021	<5.0	<0.50	**0.5**	<2.0
92555791	13835_AC_RD_20210817	08/17/2021	<5.0	<0.50	**0.43J**	<2.0
92555763	DUP-1	08/17/2021	<5.0	<0.50	**0.39J**	<2.0
92557302	13835_AC_RD_20210824	08/24/2021	<5.0	<0.50	<0.50	<2.0
92558706	13835_AC_RD_20210831	08/31/2021	<5.0	<0.50	**0.94**	<2.0
92559807	13835_AC_RD_20210907	09/07/2021	**7.5**	<0.50	**0.72**	<2.0
92561222	13835_AC_RD_20210914	09/14/2021	<5.0	<0.50	**0.88**	<2.0
92562313	13835_AC_RD_20210921	09/21/2021	<5.0	<1.0	**0.829J**	<2.0
92563647	13835_AC_RD_09282021	09/28/2021	**6.1**	<1.0	**0.774J**	<2.0
92564843	13835_AC_RD_20211005	10/05/2021	<5.0	<0.50	**0.61**	<2.0
92566382	13835_AC_RD_20211012	10/12/2021	<5.0	<0.50	**0.37J**	<2.0
92567635	13835_AC_RD_20211019	10/19/2021	**9.9**	<0.50	**0.65**	<2.0
92568791	13835_HC_RD_10262021	10/26/2021	<5.0	<0.50	**0.66**	<2.0
92570038	13835_AC_RD	11/02/2021	<5.0	<0.50	**0.75**	<2.0
92571579	13835_AC_RD	11/09/2021	<5.0	<0.50	**0.54**	<2.0
92571587	DUP-1	11/09/2021	<5.0	<0.50	<0.50	<2.0
92572749	13835_AC_RD	11/16/2021	<5.0	<0.50	**0.66**	<2.0
92574214	13835_AC_RD	11/23/2021	<5.0	<0.50	**0.76**	<2.0
92574802	13835_AC_RD	11/30/2021	<5.0	<0.50	**0.57**	<2.0
92576280	13835_AC_RD	12/07/2021	<5.0	<0.50	<0.50	<2.0
92576165	DUP-1	12/07/2021	<5.0	<0.50	**0.53**	<2.0
92577761	13835_AC_RD	12/14/2021	<5.0	<0.50	**0.60**	<2.0
92579389	13835_AC_RD	12/21/2021	<5.0	<0.50	**0.55**	<2.0
92580058	13835_AC_RD	12/28/2021	<5.0	<0.50	**0.41J**	<2.0

Table 7
Summary of Water Supply Well Sampling Results

Colonial Pipeline Company
2020-L1-SR2448
Huntersville, North Carolina

			Metals (µg/L)	VOCs (µg/L)		
Lab Report Number	Sample ID	Sample Date	Lead	Bromodichloromethane	Chloroform	Methylene Chloride
		NCAC 2L	**15**	**0.6**	**70**	**5.0**
		IMAC Standards	**--**	**--**	**--**	**--**
92580721	13835_AC_RD	01/04/2022	<5.0	<0.50	**0.35J**	<2.0
92580733	DUP-1	01/04/2022	<5.0	<0.50	<0.50	<2.0
92582058	13835_AC_RD	01/11/2022	<5.0	<0.50	**0.39J**	<2.0
92583313	13835_AC_RD	01/19/2022	<5.0	<0.50	**0.49J**	<2.0
92584295	13835_AC_RD	01/25/2022	<5.0	<0.50	**0.36J**	<2.0
92585442	13835_AC_RD	02/01/2022	<5.0	<0.50	**0.41J**	<2.0
92586858	13835_AC_RD	02/08/2022	<5.0	<0.50	**0.47J**	<2.0
92588282	13835_AC_RD	02/15/2022	**6.1**	<0.50	**0.42J**	<2.0
92589490	13835_AC_RD	02/22/2022	**9.1**	<0.50	<0.50	<2.0
92590642	13835_AC_RD	03/01/2022	<5.0	<0.50	**0.46J**	<2.0
92591985	13835_AC_RD	03/08/2022	<5.0	<0.50	<0.50	<2.0
92591978	DUP-1	03/08/2022	<5.0	<0.50	**0.47J**	<2.0
92593515	13835_AC_RD	03/15/2022	<5.0	<0.50	<0.50	<2.0
92594609	13835_AC_RD	03/22/2022	**9.7**	<0.50	**0.50J**	<2.0
92595919	13835_AC_RD	03/29/2022	**10.4**	<0.50	**0.58**	<2.0
92597081	13835_AC_RD	04/05/2022	**18.2**	<0.50	**0.44J**	<2.0
92598694	13835_AC_RD	04/12/2022	<5.0	<0.50	**0.50**	<2.0
92599738	13835_AC_RD	04/19/2022	**8.6**	<0.50	**0.46J**	<2.0
92599735	DUP-1	04/19/2022	<5.0	<0.50	**0.42J**	<2.0
92601071	13835_AC_RD	04/26/2022	<5.0	<0.50	**0.47J**	<2.0
92602433	13835_AC_RD	05/03/2022	<5.0	<0.50	<0.50	<2.0
92603700	13835_AC_RD_20220510	05/10/2022	**0.28J**	<0.50	**0.43J**	<2.0
92604789	13835-AC-RD-20220517	05/17/2022	**0.60J**	<0.50	<0.50	<2.0
92605974	13835_AC_RD	05/24/2022	**0.51J**	<0.50	**0.51**	<2.0
92607102	13835_AC_RD	05/31/2022	**0.20J**	<0.50	<0.50	<2.0
92608308	13835-AC-RD-20220607	06/07/2022	**0.22J**	<0.50	<0.50	<2.0
92609685	13835_AC_RD_20220614	06/14/2022	**2.0**	<0.50	<0.50	<2.0
92491363	13901_Sims_Rd	08/17/2020	<5.0	<0.50	<0.50	<2.0
92491368	FD1_081720	08/17/2020	<5.0	<0.50	<0.50	<2.0
92492466	13901_Sims_Rd	08/25/2020	<5.0	<0.50	<0.50	<2.0
92494138	13901_SIMS_RD	09/03/2020	<5.0	<0.50	<0.50	<2.0
92525133	13901_Sims_RD_20210302	03/02/2021	<5.0	<0.50	<0.50	<2.0
92558685	13901_SIMS_RD_20210831	08/31/2021	<5.0	<0.50	<0.50	<2.0
92595915	13901_SIMS	03/29/2022	<5.0	<0.50	<0.50	<2.0
92595906	DUP-1	03/29/2022	<5.0	<0.50	<0.50	<2.0
92491259	13920_Sims_Rd	08/17/2020	<5.0	<0.50	<0.50	<2.0
92492462	13920_Sims_Rd	08/25/2020	<5.0	<0.50	<0.50	<2.0

Table 7
Summary of Water Supply Well Sampling Results

Colonial Pipeline Company
2020-L1-SR2448
Huntersville, North Carolina

			Metals (µg/L)	VOCs (µg/L)		
Lab Report Number	Sample ID	Sample Date	Lead	Bromodichloromethane	Chloroform	Methylene Chloride
		NCAC 2L	**15**	**0.6**	**70**	**5.0**
		IMAC Standards	**--**	**--**	**--**	**--**
92494130	13920_SIMS_RD	09/03/2020	<5.0	<0.50	<0.50	<2.0
92525130	13920_SIMS_RD_20210302	03/02/2021	<5.0	<0.50	<0.50	<2.0
92558707	13920_SIMS_RD_20210831	08/31/2021	<5.0	<0.50	<0.50	<2.0
92594770	13920_SIMS	03/22/2022	**6.4**	<0.50	<0.50	<2.0
92594773	DUP-1	03/22/2022	<5.0	<0.50	<0.50	<2.0
92491360	13923_AC_Rd	08/17/2020	<5.0	<0.50	<0.50	<2.0
92492465	13923_AC_Rd	08/25/2020	<5.0	<0.50	<0.50	<2.0
92494139	13923_AC_RD	09/03/2020	<5.0	<0.50	<0.50	<2.0
92495190	13923_AC_RD	09/11/2020	<5.0	<0.50	<0.50	<2.0
92495938	13923_AC_RD_20200916	09/16/2020	<5.0	<0.50	<0.50	<2.0
92497416	13923_AC_RD 20200924	09/24/2020	**5.5**	<0.50	<0.50	<2.0
92498533	13923_AC_RD	10/01/2020	<5.0	<0.50	<0.50	<2.0
92499672	13923_AC_RD_20201008	10/08/2020	<5.0	<0.50	<0.50	<2.0
92491030	13926A_HC_Rd	08/16/2020	<5.0	<0.50	<0.50	<2.0
92492029	13926A_HC_Rd	08/21/2020	<5.0	NA	<0.50	NA
92493902	13926A_HC_RD	09/02/2020	<5.0	<0.50	<0.50	<2.0
92495062	13926A_HC_RD	09/10/2020	<5.0	<0.50	<0.50	<2.0
92495945	13926A_HC_RD_20200916	09/16/2020	<5.0	<0.50	<0.50	<2.0
92497401	13926A_HC_RD 20200924	09/24/2020	<5.0	<0.50	<0.50	<2.0
92498130	13926A_HC_RD_20200930	09/30/2020	<5.0	<0.50	<0.50	<2.0
92499670	13926A_HC_RD_20201008	10/08/2020	<5.0	<0.50	<0.50	<2.0
92500718	13926A_HC_RD_20201015	10/15/2020	<5.0	<0.50	<0.50	<2.0
92501815	13926A_HC_RD_20201022	10/22/2020	**5.2**	<0.50	<0.50	<2.0
92502951	13926A_HC_RD_20201029	10/29/2020	**6.6**	<0.50	<0.50	<2.0
92504292	13926A_HC_RD_20201105	11/05/2020	<5.0	<0.50	<0.50	<2.0
92506028	13926A_HC_RD	11/12/2020	<5.0	<0.50	**8.2**	<2.0
92507401	13926A_HC_RD	11/19/2020	**5.8**	<0.50	<0.50	<2.0
92508011	13926A_HC_RD_20201124	11/24/2020	<5.0	<0.50	<0.50	<2.0
92508712	13926A_HC_RD_20201201	12/01/2020	**5.9**	<0.50	<0.50	<2.0
92510243	13926A_HC_RD_20201208	12/08/2020	<5.0	<0.50	<0.50	<2.0
92512042	13926A_HC_RD_20201215	12/15/2020	<5.0	<0.50	<0.50	<2.0
92513351	13926A_HC_RD_20201222	12/22/2020	<5.0	<0.50	<0.50	<2.0
92513975	13926A_HC_RD_20201229	12/29/2020	<5.0	<0.50	<0.50	<2.0
92514754	13926A_HC_RD_20210105	01/05/2021	<5.0	<0.50	<0.50	<2.0
92516196	13926A_HC_RD_2021112	01/12/2021	<5.0	<0.50	<0.50	<2.0
92517224	13926A_HC_RD_2021119	01/19/2021	<5.0	<0.50	<0.50	<2.0
92518620	13926A_HC_RD 2021126	01/26/2021	<5.0	<0.50	<0.50	<2.0

Table 7
Summary of Water Supply Well Sampling Results

Colonial Pipeline Company
2020-L1-SR2448
Huntersville, North Carolina

			Metals (µg/L)	VOCs (µg/L)		
Lab Report Number	Sample ID	Sample Date	Lead	Bromodichloromethane	Chloroform	Methylene Chloride
		NCAC 2L	**15**	**0.6**	**70**	**5.0**
		IMAC Standards	**--**	**--**	**--**	**--**
92519764	13926A_HC_RD_20210202	02/02/2021	<5.0	<0.50	<0.50	<2.0
92521095	13926A_HC_RD_20210209	02/09/2021	**24.2**	<0.50	<0.50	<2.0
92522435	13926A_HC_RD_20210216	02/16/2021	<5.0	<0.50	<0.50	<2.0
92523580	13926A_HC_RD_20210223	02/23/2021	<5.0	<0.50	<0.50	<2.0
92525137	13926A_HC_RD_20210302	03/02/2021	<5.0	<0.50	<0.50	<2.0
92526622	13926A_HC_RD_20210309	03/09/2021	**7.3**	<0.50	<0.50	<2.0
92527881	13926A_HC_RD_20210316	03/16/2021	<5.0	<0.50	<0.50	<2.0
92529132	13926A_HC_RD_20210323	03/23/2021	<5.0	<0.50	<0.50	<2.0
92530272	13926A_HC_RD_20210330	03/30/2021	<5.0	<0.50	<0.50	<2.0
92530286	DUP-1	03/30/2021	<5.0	<0.50	<0.50	<2.0
92531391	13926A_HC_RD_20210406	04/06/2021	<5.0	<0.50	<0.50	<2.0
92532713	13926A_HC_RD_20210413	04/13/2021	<5.0	<0.50	<0.50	<2.0
92534055	13926A_HC_RD_20210420	04/20/2021	<5.0	<0.50	<0.50	<2.0
92535410	13926A_HC_RD_20210427	04/27/2021	<5.0	<0.50	<0.50	<2.0
92536815	13926A_HC_RD_20210504	05/04/2021	<5.0	<0.50	<0.50	<2.0
92538170	13926A_HC_RD_20210511	05/11/2021	<5.0	<0.50	<0.50	<2.0
92539532	13926A_HC_RD_20210518	05/18/2021	<5.0	<0.50	<0.50	<2.0
92540609	13926A_HC_RD.20210525	05/25/2021	<5.0	<0.50	<0.50	<2.0
92541580	13926A_HC_RD_20210601	06/01/2021	<5.0	<0.50	<0.50	<2.0
92543082	13926A_HC_RD_20210608	06/08/2021	**4.9**	<0.50	<0.50	<2.0
92544294	13926A_HC_RD_20210615	06/15/2021	<5.0	<0.50	<0.50	<2.0
92545595	13926A_HC_RD_20210622	06/22/2021	**6.2**	<0.50	<0.50	<2.0
92546855	13926A_HC_RD_20210629	06/29/2021	<5.0	<0.50	<0.50	<2.0
92547792	13926A_HC_RD_20210706	07/06/2021	<5.0	<0.50	<0.50	<2.0
92549173	13926A_HC_RD_20210713	07/13/2021	<5.0	<0.50	<0.50	<2.0
92550639	13926A_HC_RD_20210720	07/20/2021	**89.3**	<0.50	<0.50	<2.0
92551860	13926A_HC_RD_20210727	07/27/2021	<5.0	<0.50	<0.50	<2.0
92553034	13926A_HC_RD_20210803	08/03/2021	<5.0	<0.50	<0.50	<2.0
92553048	DUP-1	08/03/2021	<5.0	<0.50	<0.50	<2.0
92554518	13926A_HC_RD_20210810	08/10/2021	<5.0	<0.50	<0.50	<2.0
92555767	13926A_HC_RD_20210817	08/17/2021	**17.5**	<0.50	<0.50	<2.0
92491030	13926B_HC_Rd	08/16/2020	<5.0	<0.50	**8.9**	<2.0
92492030	13926B_HC_Rd	08/21/2020	NA	NA	**8.4**	NA
92493891	13926B_HC_RD	09/02/2020	<5.0	<0.50	**9.4**	<2.0
92495059	13926B_HC_RD	09/10/2020	<5.0	<0.50	**7.6**	<2.1
92495941	13926B_HC_RD_20200916	09/16/2020	<5.0	<0.50	**9.6**	<2.0
92495930	Field_Duplicate 09-16-2020	09/16/2020	<5.0	<0.50	**10.1**	<2.0

Table 7
Summary of Water Supply Well Sampling Results

Colonial Pipeline Company
2020-L1-SR2448
Huntersville, North Carolina

			Metals (µg/L)	VOCs (µg/L)		
Lab Report Number	Sample ID	Sample Date	Lead	Bromodichloromethane	Chloroform	Methylene Chloride
		NCAC 2L	**15**	**0.6**	**70**	**5.0**
		IMAC Standards	**--**	**--**	**--**	**--**
92497412	13926B_HC_RD 20200924	09/24/2020	<5.0	<0.50	**9.8**	<2.0
92498128	13926B_HC_RD_20200930	09/30/2020	<5.0	<0.50	**6.3**	<2.0
92499661	13926B_HC_RD_20201008	10/08/2020	<5.0	<0.50	**9.3**	<2.0
92500720	13926B_HC_RD_20201015	10/15/2020	<5.0	<0.50	**8.9**	<2.0
92501809	13926B_HC_RD_20201022	10/22/2020	<5.0	<0.50	**8.7**	<2.0
92502943	13926B_HC_RD_20201029	10/29/2020	<5.0	<0.50	**8.9**	<2.0
92504284	13926B_HC_RD_20201105	11/05/2020	<5.0	<0.50	**9.2**	<2.0
92506050	13926B_HC_RD	11/12/2020	<5.0	<0.50	<0.50	<2.0
92507398	13926B_HC_RD	11/19/2020	<5.0	<0.50	**7**	<2.0
92508014	13926B_HC_RD_20201124	11/24/2020	<5.0	<0.50	**8.7**	<2.0
92508823	13926B_HC_RD 20201201	12/01/2020	**6.6**	<0.50	**6.8**	<2.0
92510237	13926B_HC_RD_20201208	12/08/2020	<5.0	<0.50	**9.2**	<2.0
92512044	13926B_HC_RD_20201215	12/15/2020	<5.0	<0.50	**8.5**	<2.0
92513370	13926B_HC_RD_20201222	12/22/2020	<5.0	<0.50	**6.4**	<2.0
92513986	13926B_HC_RD_20201229	12/29/2020	<5.0	<0.50	**7.5**	<2.0
92514757	13926B_HC_RD_20210105	01/05/2021	<5.0	<0.50	**11.5**	<2.0
92514760	DUP-1	01/05/2021	<5.0	<0.50	**11.7**	<2.0
92516195	13926B_HC_RD_2021112	01/12/2021	<5.0	<0.50	**9.7**	<2.0
92517242	13926B_HC_RD_2021119	01/19/2021	<5.0	<0.50	**8.8**	<2.0
92517218	DUP-1	01/19/2021	<5.0	<0.50	**8.6**	<2.0
92518587	13926B_HC_RD_2021126	01/26/2021	<5.0	<0.50	**7.9**	<2.0
92519742	13926B_HC_RD_20210202	02/02/2021	<5.0	<0.50	**9**	<2.0
92521084	13926B_HC_RD_20210209	02/09/2021	<5.0	<0.50	**8.9**	<2.0
92522444	13926B_HC_RD_20210216	02/16/2021	<5.0	<0.50	**9**	<2.0
92523576	13926B_HC_RD_20210223	02/23/2021	<5.0	<0.50	**9.3**	<2.0
92523574	Dup-1	02/23/2021	<5.0	<0.50	**9.7**	<2.0
92525136	13926B_HC_RD_20210302	03/02/2021	<5.0	<0.50	**7.8**	<2.0
92525144	DUP-1	03/02/2021	<5.0	<0.50	**0.54**	<2.0
92526624	13926B_HC_RD_20210309	03/09/2021	<5.0	<0.50	**9.3**	<2.0
92527878	13926B_HC_RD_20210316	03/16/2021	<5.0	<0.50	**8.7**	<2.0
92529205	13926B_HC_RD_20210323	03/23/2021	<5.0	<0.50	**8.1**	<2.0
92530274	13926B_HC_RD_20210330	03/30/2021	<5.0	<0.50	**7.5**	<2.0
92531403	13926B_HC_RD_20210406	04/06/2021	<5.0	<0.50	**7.9**	<2.0
92532710	13926B_HC_RD_20210413	04/13/2021	<5.0	<0.50	**8.5**	<2.0
92534064	13926B_HC_RD_20210420	04/20/2021	<5.0	<0.50	**8.6**	<2.0
92535409	13926B_HC_RD_20210427	04/27/2021	<5.0	<0.50	**8.8**	<2.0
92536816	13926B_HC_RD_20210504	05/04/2021	<5.0	<0.50	**9.7**	<2.0

Table 7
Summary of Water Supply Well Sampling Results

Colonial Pipeline Company
2020-L1-SR2448
Huntersville, North Carolina

			Metals (µg/L)	VOCs (µg/L)		
Lab Report Number	**Sample ID**	**Sample Date**	**Lead**	**Bromodichloromethane**	**Chloroform**	**Methylene Chloride**
		NCAC 2L	**15**	**0.6**	**70**	**5.0**
		IMAC Standards	**--**	**--**	**--**	**--**
92536817	DUP-1	05/04/2021	<5.0	<0.50	**9.2**	<2.0
92538168	13926B_HC_RD_20210511	05/11/2021	<5.0	<0.50	**8.3**	<2.0
92539517	13926B_HC_RD_202010518	05/18/2021	NA	<0.50	**10**	<2.0
92540625	13926B_HC_RD_20210525	05/25/2021	<5.0	<0.50	**9.0**	<2.0
92541583	13926B_HC_RD_20210601	06/01/2021	<5.0	<0.50	**9.0**	<2.0
92543083	13926B_HC_RD_20210608	06/08/2021	<5.0	<0.50	**8.6**	<2.0
92543084	DUP-1	06/08/2021	<5.0	<0.50	**8.9**	<2.0
92544313	13926B_HC_RD_20210615	06/15/2021	<5.0	<0.50	**9.9**	<2.0
92545592	13926B_HC_RD_20210622	06/22/2021	<5.0	<0.50	**9.2**	<2.0
92546858	13926B_HC_RD_20210629	06/29/2021	<5.0	<0.50	**8.8**	<2.0
92547782	13926B_HC_RD_20210706	07/06/2021	<5.0	<0.50	**9.5**	<2.0
92549179	13926B_HC_RD_20210713	07/13/2021	<5.0	<0.50	**9.0**	<2.0
92550630	13926B_HC_RD_20210720	07/20/2021	<5.0	<0.50	**8.0**	<2.0
92550622	DUP-1	07/20/2021	<5.0	<0.50	**8.4**	<2.0
92551862	13926B_HC_RD_20210727	07/27/2021	<5.0	<0.50	**8.6**	<2.0
92553044	13926B_HC_RD_20210803	08/03/2021	<5.0	<0.50	**7.7**	<2.0
92554504	13926B_HC_RD_20210810	08/10/2021	<5.0	<0.50	**9.5**	<2.0
92555776	13926B_HC_RD_20210817	08/17/2021	<5.0	<0.50	**8.5**	<2.0
92492031	13937_AC_Rd	08/21/2020	<5.0	<0.50	<0.50	<2.0
92492463	13937_AC_Rd	08/25/2020	<5.0	<0.50	<0.50	<2.0
92494129	13937_AC_RD	09/03/2020	<5.0	<0.50	<0.50	<2.0
92494126	FD-090320	09/03/2020	<0.50	<0.50	<0.50	<2.0
92495051	13937_AC_RD	09/10/2020	<5.0	<0.50	<0.50	<2.0
92495928	13937_AC_RD_20200916	09/16/2020	<5.0	<0.50	<0.50	<2.0
92497405	13937_AC_RD 20200924	09/24/2020	<5.0	<0.50	<0.50	<2.0
92498536	13937_AC_RD	10/01/2020	<5.0	<0.50	<0.50	<2.0
92499667	13937_AC_RD_20201008	10/08/2020	<5.0	<0.50	<0.50	<2.0
92491152	13945_AC_Rd	08/17/2020	<5.0	<0.50	<0.50	<2.0
92492461	13945_AC_Rd	08/25/2020	<5.0	<0.50	<0.50	<2.0
92493888	13945_AC_RD	09/02/2020	<5.0	<0.50	<0.50	<2.0
92495063	13945_AC_RD	09/10/2020	<5.0	<0.50	<0.50	<2.0
92495935	13945_AC_RD_20200916	09/16/2020	<5.0	<0.50	<0.50	<2.0
92497410	13945_AC_RD 20200924	09/24/2020	<5.0	<0.50	<0.50	<2.0
92498532	13945_AC_RD	10/01/2020	<5.0	<0.50	<0.50	<2.0
92499669	13945_AC_RD_20201008	10/08/2020	<5.0	<0.50	<0.50	<2.0
92500726	13945_AC_RD_20201015	10/15/2020	<5.0	<0.50	<0.50	<2.0
92501817	DUP-1	10/22/2020	<5.0	<0.50	<0.50	<2.0

Table 7
Summary of Water Supply Well Sampling Results

Colonial Pipeline Company
2020-L1-SR2448
Huntersville, North Carolina

			Metals (µg/L)	VOCs (µg/L)		
Lab Report Number	**Sample ID**	**Sample Date**	**Lead**	**Bromodichloromethane**	**Chloroform**	**Methylene Chloride**
		NCAC 2L	**15**	**0.6**	**70**	**5.0**
		IMAC Standards	**--**	**--**	**--**	**--**
92501807	13945_AC_RD_20201022	10/22/2020	<5.0	<0.50	<0.50	<2.0
92502946	13945_AC_RD_20201029	10/29/2020	<5.0	<0.50	<0.50	<2.0
92504280	13945_AC_RD_20201105	11/05/2020	<5.0	<0.50	<0.50	<2.0
92506044	13945_AC_RD	11/12/2020	<5.0	<0.50	<0.50	<2.0
92507397	13945_AC_RD	11/19/2020	<5.0	<0.50	<0.50	<2.0
92508007	13945_AC_RD_20201124	11/24/2020	<5.0	<0.50	<0.50	<2.0
92508713	13945_AC_Rd_20201201	12/01/2020	<5.0	<0.50	<0.50	<2.0
92508822	DUP-1	12/01/2020	<0.50	<0.50	<0.50	<0.50
92510208	13945_AC_RD_20201208	12/08/2020	<5.0	<0.50	<0.50	<2.0
92525142	14000_LAWTHER_RD_20210302	03/02/2021	<5.0	<0.50	**1.2**	<2.0
92491555	14015 ASBURY CHAPEL RD	08/18/2020	<5.0	<0.50	<0.50	<2.0
92492468	14015_AC_Rd	08/25/2020	<5.0	<0.50	**1.5**	<2.0
92493886	14015_AC_RD	09/02/2020	<5.0	<0.50	**4.4**	<2.0
92495058	14015_AC_RD	09/10/2020	<5.0	<0.50	<0.50	<2.0
92495932	14015_AC_RD_20200916	09/16/2020	<5.0	<0.50	<0.50	<2.0
92497403	14015_AC_RD 20200924	09/24/2020	<5.0	<0.50	<0.50	<2.0
92498133	14015_AC_RD_20200930	09/30/2020	<5.0	<0.50	<0.50	<2.0
92499671	14015_AC_RD_20201008	10/08/2020	<5.0	<0.50	<0.50	<2.0
92499673	DUP-1	10/08/2020	<5.0	<0.50	<0.50	NA
92500727	14015_AC_RD_20201015	10/15/2020	<5.0	<0.50	<0.50	<2.0
92501814	14015_AC_RD_20201022	10/22/2020	<5.0	<0.50	<0.50	<2.0
92502948	14015_AC_RD_20201029	10/29/2020	<5.0	<0.50	<0.50	<2.0
92504297	14015_AC_RD_20201105	11/05/2020	<5.0	<0.50	<0.50	<2.0
92504300	DUP-1	11/05/2020	<5.0	<0.50	<0.50	<2.0
92506055	14015_AC_RD	11/12/2020	<5.0	<0.50	<0.50	<2.0
92506038	FD-111220	11/12/2020	<5.0	<0.50	<0.50	<2.0
92491361	14024_Sims_Rd	08/17/2020	<5.0	<0.50	<0.50	<2.0
92492464	14024_Sims_Rd	08/25/2020	<5.0	<0.50	<0.50	<2.0
92494133	14024_SIMS_RD	09/03/2020	<5.0	<0.50	<0.50	<2.0
92525135	14024_SIMS_RD_20210302	03/02/2021	<5.0	<0.50	<0.50	<2.0
92558694	14024_SIMS_RD_20210831	08/31/2021	<5.0	<0.50	<0.50	<2.0
92594764	14024_SIMS	03/22/2022	**4.8J**	<0.50	<0.50	<2.0
92493111	14037_Lawther_Rd	08/30/2020	**37.3**	<0.50	<0.50	<2.0
92495188	14037_LAWTHER_RD	09/11/2020	**23.1**	<0.50	<0.50	<2.0
92491027	14108_HC_Rd	08/15/2020	<5.0	<0.50	<0.50	<2.0
92492688	14108_HC_Rd	08/25/2020	<5.0	<0.50	<0.50	<2.0
92491029	14226_HC_ Rd	08/16/2020	<5.0	<0.50	<0.50	<2.0

Table 7
Summary of Water Supply Well Sampling Results

Colonial Pipeline Company
2020-L1-SR2448
Huntersville, North Carolina

			Metals (µg/L)	VOCs (µg/L)		
Lab Report Number	Sample ID	Sample Date	Lead	Bromodichloromethane	Chloroform	Methylene Chloride
		NCAC 2L	**15**	**0.6**	**70**	**5.0**
		IMAC Standards	**--**	**--**	**--**	**--**
92492685	14226_HC_Rd	08/25/2020	<5.0	<0.50	<0.50	<2.0
92493881	14226_HC_RD	09/02/2020	<5.0	<0.50	<0.50	<2.0
92493905	FD_09_02_20	09/02/2020	<5.0	<0.50	<0.50	<2.0
92495187	14226_HC_RD	09/11/2020	<5.0	<0.50	<0.50	<2.0
92495193	FD-091120	09/11/2020	<5.0	<0.50	<0.50	<2.0
92495934	14226_HC_RD_20200916	09/16/2020	<5.0	<0.50	<0.50	<2.0
92497413	14226_HC_RD_20200924	09/24/2020	<5.0	<0.50	<0.50	<2.0
92497418	DUP-1	09/24/2020	<5.0	<0.50	<0.50	<2.0
92498535	14226_HC_RD	10/01/2020	**6.1**	<0.50	<0.50	<2.0
92499662	14226_HC_RD_20201008	10/08/2020	<5.0	<0.50	<0.50	<2.0
92500723	14226_HC_RD_20201015	10/15/2020	<5.0	<0.50	<0.50	<2.0
92501813	14226_HC_RD_20201022	10/22/2020	<5.0	<0.50	<0.50	<2.0
92502953	14226_HC_RD_20201029	10/29/2020	<5.0	<0.50	<0.50	<2.0
92504286	14226_HC_RD_20201105	11/05/2020	<5.0	<0.50	<0.50	<2.0
92506051	14226_HC_RD	11/12/2020	<5.0	<0.50	<0.50	<2.0
92507396	14226_HC_RD	11/19/2020	<5.0	<0.50	<0.50	<2.0
92508028	14226_HC_RD_20201124	11/24/2020	<5.0	<0.50	<0.50	<2.0
92508021	DUP-1	11/24/2020	<5.0	<0.50	<0.50	<2.0
92508835	14226_HC_RD_20201201	12/01/2020	<5.0	<0.50	<0.50	<2.0
92510240	14226_HC_RD_20201208	12/08/2020	<5.0	<0.50	<0.50	<2.0
92510245	DUP-1	12/08/2020	<5.0	<0.50	<0.50	<2.0
92511927	14226_HC_RD_20201215	12/15/2020	<5.0	<0.50	<0.50	<2.0
92513359	14226_HC_RD_20201222	12/22/2020	<5.0	<0.50	<0.50	<2.0
92513988	14226_HC_RD_20201229	12/29/2020	<5.0	<0.50	<0.50	<2.0
92513991	DUP-1	12/29/2020	<5.0	<0.50	<0.50	<2.0
92514751	14226_HC_RD_20210105	01/05/2021	<5.0	<0.50	<0.50	<2.0
92516188	14226_HC_RD_2021112	01/12/2021	<5.0	<0.50	<0.50	<2.0
92517237	14226_HC_RD_2021119	01/19/2021	NA	<0.50	<0.50	<2.0
92518581	14226_HC_RD_2021126	01/26/2021	<5.0	<0.50	<0.50	<2.0

Table 7
Summary of Water Supply Well Sampling Results

Colonial Pipeline Company
2020-L1-SR2448
Huntersville, North Carolina

			Metals (µg/L)	VOCs (µg/L)		
Lab Report Number	Sample ID	Sample Date	Lead	Bromodichloromethane	Chloroform	Methylene Chloride
		NCAC 2L	**15**	**0.6**	**70**	**5.0**
		IMAC Standards	**--**	**--**	**--**	**--**
92519752	14226_HC_RD_20210202	02/02/2021	<5.0	<0.50	<0.50	<2.0
92519734	Dup-1	02/02/2021	<5.0	<0.50	<0.50	<2.0
92521102	14226_HC_RD_20210209	02/09/2021	<5.0	<0.50	<0.50	<2.0
92521104	DUP-1	02/09/2021	<5.0	<0.50	<0.50	<2.0
92522445	14226_HC_RD_20210216	02/16/2021	<5.0	<0.50	<0.50	<2.0
92523584	14226_HC_RD_20210223	02/23/2021	<5.0	<0.50	<0.50	<2.0
92525132	14226_HC_RD_20210302	03/02/2021	<5.0	<0.50	<0.50	<2.0
92526623	14226_HC_RD_20210309	03/09/2021	<5.0	<0.50	<0.50	<2.0
92527853	14226_HC_RD_20210316	03/16/2021	<5.0	<0.50	<0.50	<2.0
92529174	14226_HC_RD_20210323	03/23/2021	<5.0	<0.50	<0.50	<2.0
92530278	14226_HC_RD_20210330	03/30/2021	<5.0	<0.50	<0.50	<2.0
92527887	DUP-1	03/16/2021	<5.0	<0.50	<0.50	<2.0
92531398	14226_HC_RD_20210406	04/06/2021	<5.0	<0.50	<0.50	<2.0
92532715	14226_HC_RD_20210413	04/13/2021	<5.0	<0.50	<0.50	<2.0
92534061	14226_HC_RD_20210420	04/20/2021	<5.0	<0.50	<0.50	<2.0
92535397	14226_HC_RD_20210427	04/27/2021	<5.0	<0.50	<0.50	<2.0
92536809	14226_HC_RD_20210504	05/04/2021	<5.0	<0.50	<0.50	<2.0
92538174	14226_HC_RD_20210511	05/11/2021	<5.0	<0.50	<0.50	<2.0
92538175	DUP-1	05/11/2021	<5.0	<0.50	<0.50	<2.0
92539530	14226_HC_RD_20210518	05/18/2021	NA	<0.50	<0.50	<2.0
92539530	14226_HC_RD_20210525	05/25/2021	<5.0	<0.50	<0.50	<2.0
92541587	14226_HC_RD_20210601	06/01/2021	<5.0	<0.50	<0.50	<2.0
92543077	14226_HC_RD_20210608	06/08/2021	<5.0	<0.50	**0.57**	<2.0
92544299	14226_HC_RD_20210615	06/15/2021	<5.0	<0.50	<0.50	<2.0
92545602	14226_HC_RD_20210622	06/22/2021	<5.0	<0.50	**0.35J**	<2.0
92546853	14226_HC_RD_20210629	06/29/2021	<5.0	<0.50	<0.50	<2.0
92547803	14226_HC_RD_20210706	07/06/2021	<5.0	<0.50	<0.50	<2.0
92547763	DUP-1	07/06/2021	<5.0	<0.50	<0.50	<2.0
92549176	14226_HC_RD_20210713	07/13/2021	<5.0	<0.50	<0.50	<2.0
92550627	14226_HC_RD_20210720	07/20/2021	<5.0	<0.50	<0.50	<2.0
92551873	14226_HC_RD_20210727	07/27/2021	<5.0	<0.50	<0.50	<2.0
92551882	DUP-1	07/27/2021	<5.0	<0.50	<0.50	<2.0
92553038	14226_HC_RD_20210803	08/03/2021	<5.0	<0.50	<0.50	<2.0
92554456	14226_HC_RD_20210810	08/10/2021	**8.8**	<0.50	<0.50	<2.0
92555774	14226_HC_RD_20210817	08/17/2021	<5.0	<0.50	<0.50	<2.0

Table 7
Summary of Water Supply Well Sampling Results

Colonial Pipeline Company
2020-L1-SR2448
Huntersville, North Carolina

			Metals (µg/L)	VOCs (µg/L)		
Lab Report Number	Sample ID	Sample Date	Lead	Bromodichloromethane	Chloroform	Methylene Chloride
		NCAC 2L	**15**	**0.6**	**70**	**5.0**
		IMAC Standards	**--**	**--**	**--**	**--**
92557303	14226_HC_RD_20210824	08/24/2021	<5.0	<0.50	<0.50	<2.0
92557292	Dup-1_20210824	08/24/2021	<5.0	<0.50	<0.50	<2.0
92558704	14226_HC_RD_20210831	08/31/2021	<5.0	<0.50	**0.4J**	<2.0
92559812	14226_HC_RD 20210907	09/07/2021	<5.0	<0.50	<0.50	<2.0
92561215	14226_HC_RD_20210914	09/14/2021	<5.0	<0.50	<0.50	<2.0
92562311	14226_HC_RD_20210921	09/21/2021	<5.0	<1.0	**0.143J**	<5.0
92563643	14226_HC_RD_09282021	09/28/2021	<5.0	<1.0	**0.313J**	<5.0
92563645	DUP-1	09/28/2021	<5.0	<1.0	**0.287J**	<5.0
92564837	14226_HC_RD_20211005	10/05/2021	<5.0	<0.50	<0.50	<2.0
92566380	14226_HC_RD_20211012	10/12/2021	**6.3**	<0.50	<0.50	<2.0
92567634	14226_HC_RD_20211019	10/19/2021	<5.0	<0.50	<0.50	<2.0
92568782	14226_HC_RD	10/26/2021	<5.0	<0.50	<0.50	<2.0
92570047	14226_HC_RD	11/02/2021	<5.0	<0.50	<0.50	<2.0
92570099	DUP -1	11/02/2021	<5.0	<0.50	<0.50	<2.0
92571551	14226_HC_RD	11/09/2021	<5.0	<0.50	<0.50	<2.0
92572763	14226_HC_RD	11/16/2021	<5.0	<0.50	<0.50	<2.0
92572777	DUP-1	11/16/2021	<5.0	<0.50	<0.50	<2.0
92574210	14226_HC_RD	11/23/2021	<5.0	<0.50	<0.50	<2.0
92574800	14226_HC_RD	11/30/2021	<5.0	<0.50	<0.50	<2.0
92576205	14226_HC_RD	12/07/2021	<5.0	<0.50	<0.50	<2.0
92577767	14226_HC_RD	12/14/2021	<5.0	<0.50	<0.50	<2.0
92579396	14226_HC_RD	12/21/2021	<5.0	<0.50	<0.50	<2.0
92580059	14226_HC_RD	12/28/2021	<5.0	<0.50	<0.50	<2.0
92580709	14226_HC_RD	01/04/2022	<5.0	<0.50	<0.50	<2.0
92582055	14226_HC_RD	01/11/2022	<5.0	<0.50	<0.50	<2.0
92583315	14226_HC_RD	01/19/2022	<5.0	<0.50	<0.50	<2.0
92583324	DUP -1	01/19/2022	<5.0	<0.50	<0.50	<2.0
92584294	14226_HC_RD	01/25/2022	<5.0	<0.50	<0.50	<2.0
92585383	14226_HC_RD	02/01/2022	<5.0	<0.50	<0.50	<2.0
92586852	14226_HC_RD	02/08/2022	<5.0	<0.50	<0.50	<2.0
92586862	DUP -1	02/08/2022	<5.0	<0.50	<0.50	<2.0
92588285	14226_HC_RD	02/15/2022	<5.0	<0.50	<0.50	<2.0
92589484	14226_HC_RD	02/22/2022	<5.0	<0.50	<0.50	<2.0
92589498	DUP -1	02/22/2022	<5.0	<0.50	<0.50	<2.0
92590609	14226_HC_RD	03/01/2022	<5.0	<0.50	<0.50	<2.0
92591983	14226_HC_RD	03/08/2022	<5.0	<0.50	<0.50	<2.0

Table 7
Summary of Water Supply Well Sampling Results

Colonial Pipeline Company
2020-L1-SR2448
Huntersville, North Carolina

			Metals (µg/L)	VOCs (µg/L)		
Lab Report Number	Sample ID	Sample Date	Lead	Bromodichloromethane	Chloroform	Methylene Chloride
		NCAC 2L	**15**	**0.6**	**70**	**5.0**
		IMAC Standards	**--**	**--**	**--**	**--**
92593509	14226_HC_RD	03/15/2022	**6.9**	<0.50	<0.50	<2.0
92593513	DUP -1	03/15/2022	<5.0	<0.50	<0.50	<2.0
92594607	14226_HC_RD	03/22/2022	<5.0	<0.50	<0.50	<2.0
92595911	14226_HC_RD	03/29/2022	<5.0	<0.50	<0.50	<2.0
92597086	14226_HC_RD	04/05/2022	<5.0	<0.50	<0.50	<2.0
92598696	14226_HC_RD	04/12/2022	<5.0	<0.50	<0.50	<2.0
92599748	14226_HC_RD	04/19/2022	<5.0	<0.50	<0.50	<2.0
92601069	14226_HC_RD	04/26/2022	<5.0	<0.50	<0.50	<2.0
92602431	14226_HC_RD	05/03/2022	<5.0	<0.50	<0.50	<2.0
92603703	14226_HC_RD_20220510	05/10/2022	**0.30J**	<0.50	<0.50	<2.0
92604790	14226-HC-RD-20220517	05/17/2022	**1.1**	<0.50	<0.50	<2.0
92605977	14226_HC_RD	05/24/2022	**0.49J**	<0.50	<0.50	<2.0
92607096	14226_HC_RD	05/31/2022	**0.37J**	<0.50	<0.50	<2.0
92607105	DUP -1	05/31/2022	**0.36J**	<0.50	<0.50	<2.0
92608314	14226-HC-RD-20220607	06/07/2022	**0.91J**	<0.50	<0.50	<2.0
92609680	14226_HC_RD_20220614	06/14/2022	**0.34J**	<0.50	<0.50	<2.0
92495192	14401_HC_RD	09/11/2020	<5.0	<0.50	<0.50	<2.0
92495926	14401_HC_RD_20200916	09/16/2020	<5.0	<0.50	<0.50	<2.0
92497414	14401_HC_RD 20200924	09/24/2020	<5.0	<0.50	<0.50	<2.0
92498534	14401_HC_RD	10/01/2020	<5.0	<0.50	<0.50	<2.0
92499663	14401_HC_RD_20201008	10/08/2020	<5.0	<0.50	<0.50	<2.0
92500730	14401_HC_RD_20201015	10/15/2020	<5.0	<0.50	<0.50	<2.0
92501803	14401_HC_RD_20201022	10/22/2020	<5.0	<0.50	<0.50	<2.0
92502940	14401_HC_RD_20201029	10/29/2020	<5.0	<0.50	<0.50	<2.0
92504290	14401_HC_RD_20201105	11/05/2020	<5.0	<0.50	<0.50	<2.0
92506047	14401_HC_RD	11/12/2020	<5.0	<0.50	<0.50	<2.0
92507394	14401_HC_RD	11/19/2020	<5.0	<0.50	<0.50	<2.0
92508004	14401_HC_RD_20201124	11/24/2020	<5.0	<0.50	<0.50	<2.0
92508717	14401_HC_RD_20201201	12/01/2020	**5.8**	<0.50	<0.50	<2.0
92510211	14401_HC_RD_20201208	12/08/2020	<5.0	<0.50	<0.50	<2.0
92512045	14401_HC_RD_20201215	12/15/2020	<5.0	<0.50	<0.50	<2.0
92513372	14401_HC_RD_20201222	12/22/2020	<5.0	<0.50	<0.50	<2.0
92513342	Dup-1	12/22/2020	<5.0	<0.50	<0.50	<2.0
92513981	14401_HC_RD_20201229	12/29/2020	<5.0	<0.50	<0.50	<2.0
92514759	14401_HC_RD_20210105	01/05/2021	<5.0	<0.50	<0.50	<2.0
92516197	14401_HC_RD_2021112	01/12/2021	<5.0	<0.50	<0.50	<2.0
92517232	14401_HC_RD_2021119	01/19/2021	<5.0	<0.50	<0.50	<2.0
92518569	14401_HC_RD_20211126	01/26/2021	<5.0	<0.50	<0.50	<2.0

Table 7
Summary of Water Supply Well Sampling Results

Colonial Pipeline Company
2020-L1-SR2448
Huntersville, North Carolina

			Metals (µg/L)	VOCs (µg/L)		
Lab Report Number	Sample ID	Sample Date	Lead	Bromodichloromethane	Chloroform	Methylene Chloride
		NCAC 2L	**15**	**0.6**	**70**	**5.0**
		IMAC Standards	**--**	**--**	**--**	**--**
92518564	DUP-1	01/26/2021	<5.0	<0.50	<0.50	<2.0
92519739	14401_HC_RD_20210202	02/02/2021	<5.0	<0.50	<0.50	<2.0
92521093	14401_HC_RD_20210209	02/09/2021	<5.0	<0.50	<0.50	<2.0
92522431	14401_HC_RD_20210216	02/16/2021	<5.0	<0.50	<0.50	<2.0
92523581	14401_HC_RD_20210223	02/23/2021	<5.0	<0.50	<0.50	<2.0
92525134	14401_HC_RD_20210302	03/02/2021	**10.4**	<0.50	<0.50	<2.0
92526626	14401_HC_RD_20210309	03/09/2021	<5.0	<0.50	<0.50	<2.0
92526621	DUP-1	03/09/2021	<5.0	<0.50	<0.50	<2.0
92527871	14401_HC_RD_20210316	03/16/2021	<5.0	<0.50	<0.50	<2.0
92527871	14401_HC_RD_20210316	03/16/2021	<5.0	<0.50	<0.50	<2.0
92529145	14401_HC_RD_20210323	03/23/2021	**5.5**	<0.50	<0.50	<2.0
92530273	14401_HC_RD_20210330	03/30/2021	<5.0	<0.50	<0.50	<2.0
92531400	14401_HC_RD_20210406	04/06/2021	<5.0	<0.50	<0.50	<2.0
92532719	14401_HC_RD_20210413	04/13/2021	**20.4**	<0.50	<0.50	<2.0
92534072	14401_HC_RD_20210420	04/20/2021	<5.0	<0.50	<0.50	<2.0
92535399	14401_HC_RD_20210427	04/27/2021	<5.0	<0.50	<0.50	<2.0
92536814	14401_HC_RD_20210504	05/04/2021	**5.1**	<0.50	<0.50	<2.0
92538161	14401_HC_RD_20210511	05/11/2021	<5.0	<0.50	<0.50	<2.0
92539519	14401_HC_RD_20210518	05/18/2021	<5.0	<0.50	<0.50	<2.0
92540621	14401_HC_RD_20210525	05/25/2021	<5.0	<0.50	<0.50	<2.0
92541589	14401_HC_RD_20210601	06/01/2021	<5.0	<0.50	<0.50	<2.0
92543081	14401_HC_RD_20210608	06/08/2021	<5.0	<0.50	<0.50	<2.0
92544312	14401_HC_RD_20210615	06/15/2021	<5.0	<0.50	<0.50	<2.0
92545598	14401_HC_RD_20210622	06/22/2021	<5.0	<0.50	<0.50	<2.0
92546850	14401_HC_RD_20210629	06/29/2021	<5.0	<0.50	<0.50	<2.0
92546846	Dup-1	06/29/2021	<5.0	<0.50	<0.50	<2.0
92547811	14401_HC_RD_20210706	07/06/2021	<5.0	<0.50	<0.50	<2.0
92549171	14401_HC_RD_20210713	07/13/2021	<5.0	<0.50	<0.50	<2.0
92550626	14401_HC_RD_20210720	07/20/2021	<5.0	<0.50	<0.50	<2.0
92551854	14401_HC_RD_20210727	07/27/2021	<5.0	<0.50	<0.50	<2.0
92553032	14401_HC_RD_20210803	08/03/2021	<5.0	<0.50	<0.50	<2.0
92554497	14401_HC_RD_20210810	08/10/2021	<5.0	<0.50	<0.50	<2.0
92554531	Dup-1_20210810	08/10/2021	<5.0	<0.50	<0.50	<2.0
92555782	14401_HC_RD_20210817	08/17/2021	<5.0	<0.50	<0.50	<2.0
92557300	14401_HC_RD_20210824	08/24/2021	<5.0	<0.50	<0.50	<2.0
92558709	14401_HC_RD_20210831	08/31/2021	<5.0	<0.50	<0.50	<2.0
92559806	14401_HC_RD 20210907	09/07/2021	<5.0	<0.50	<0.50	<2.0

Table 7
Summary of Water Supply Well Sampling Results

Colonial Pipeline Company
2020-L1-SR2448
Huntersville, North Carolina

			Metals (µg/L)	VOCs (µg/L)		
Lab Report Number	Sample ID	Sample Date	Lead	Bromodichloromethane	Chloroform	Methylene Chloride
		NCAC 2L	**15**	**0.6**	**70**	**5.0**
		IMAC Standards	**--**	**--**	**--**	**--**
92559813	DUP-1_20210907	09/07/2021	<5.0	<0.50	<0.50	<2.0
92561217	14401_HC_RD_20210914	09/14/2021	<5.0	<0.50	<0.50	<2.0
92562318	14401_HC_RD_20210921	09/21/2021	<5.0	<1.0	<5.0	<5.0
92563651	14401_HC_RD_09282021	09/28/2021	<5.0	<1.0	<5.0	<5.0
92564839	14401_HC_RD_20211005	10/05/2021	<5.0	<0.50	<0.50	<2.0
92566385	14401_HC_RD_20211012	10/12/2021	**75.3**	<0.50	<0.50	<2.0
92567628	14401_HC_RD	10/19/2021	<5.0	<0.50	<0.50	<2.0
92567636	DUP-1	10/19/2021	<5.0	<0.50	<0.50	<2.0
92568784	14401_HC_RD_10262021	10/26/2021	<5.0	<0.50	<0.50	<2.0
92570034	14401_HC_RD	11/02/2021	<5.0	<0.50	<0.50	<2.0
92571547	14401_HC_RD	11/09/2021	<5.0	<0.50	<0.50	<2.0
92572754	14401_HC_RD	11/16/2021	<5.0	<0.50	<0.50	<2.0
92574206	14401_HC_RD	11/23/2021	**12.5**	<0.50	<0.50	<2.0
92574217	DUP-1	11/23/2021	<5.0	<0.50	<0.50	<2.0
92574803	14401_HC_RD	11/30/2021	<5.0	<0.50	<0.50	<2.0
92576277	14401_HC_RD	12/07/2021	<5.0	<0.50	<0.50	<2.0
92577750	14401_HC_RD	12/14/2021	**4.6J**	<0.50	<0.50	<2.0
92579400	14401_HC_RD	12/21/2021	**8.1**	<0.50	<0.50	<2.0
92579410	DUP-1	12/21/2021	<5.0	<0.50	<0.50	<2.0
92580067	14401_HC_RD	12/28/2021	<5.0	<0.50	<0.50	<2.0
92580724	14401_HC_RD	01/04/2022	<5.0	<0.50	<0.50	<2.0
92582043	14401_HC_RD	01/11/2022	<5.0	<0.50	<0.50	<2.0
92582060	DUP-1	01/11/2022	<5.0	<0.50	<0.50	<2.0
92583321	14401_HC_RD	01/19/2022	<5.0	<0.50	<0.50	<2.0
92584300	14401_HC_RD	01/25/2022	**5.7**	<0.50	<0.50	<2.0
92584315	DUP-1	01/25/2022	<5.0	<0.50	<0.50	<2.0
92585378	14401_HC_RD	02/01/2022	<5.0	<0.50	<0.50	<2.0
92586850	14401_HC_RD	02/08/2022	<5.0	<0.50	<0.50	<2.0
92588275	14401_HC_RD	02/15/2022	<5.0	<0.50	<0.50	<2.0
92588293	DUP-1	02/15/2022	<5.0	<0.50	<0.50	<2.0
92589477	14401_HC_RD	02/22/2022	<5.0	<0.50	<0.50	<2.0
92590640	14401_HC_RD	03/01/2022	<5.0	<0.50	<0.50	<2.0
92590655	DUP-1	03/01/2022	<5.0	<0.50	<0.50	<2.0
92591984	14401_HC_RD	03/08/2022	<5.0	<0.50	<0.50	<2.0
92593516	14401_HC_RD	03/15/2022	<5.0	<0.50	<0.50	<2.0
92594611	14401_HC_RD	03/22/2022	<5.0	<0.50	<0.50	<2.0
92594606	DUP-1	03/22/2022	<5.0	<0.50	<0.50	<2.0

Table 7
Summary of Water Supply Well Sampling Results

Colonial Pipeline Company
2020-L1-SR2448
Huntersville, North Carolina

			Metals (µg/L)	VOCs (µg/L)		
Lab Report Number	**Sample ID**	**Sample Date**	**Lead**	**Bromodichloromethane**	**Chloroform**	**Methylene Chloride**
		NCAC 2L	**15**	**0.6**	**70**	**5.0**
		IMAC Standards	**--**	**--**	**--**	**--**
92595921	14401_HC_RD	03/29/2022	<5.0	<0.50	<0.50	<2.0
92597084	14401_HC_RD	04/05/2022	<5.0	<0.50	<0.50	<2.0
92598690	14401_HC_RD	04/12/2022	**22.1**	<0.50	<0.50	<2.0
92598692	DUP-1	04/12/2022	<5.0	<0.50	<0.50	<2.0
92599747	14401_HC_RD	04/19/2022	<5.0	<0.50	<0.50	<2.0
92601063	14401_HC_RD	04/26/2022	<5.0	<0.50	<0.50	<2.0
92602428	14401_HC_RD	05/03/2022	<5.0	<0.50	<0.50	<2.0
92602434	FD-1	05/03/2022	<5.0	<0.50	<0.50	<2.0
92603685	14401_HC_RD_20220510	05/10/2022	**5.4**	<0.50	<0.50	<2.0
92603693	DUP-1	05/10/2022	**1.8**	<0.50	<0.50	<2.0
92604792	14401-HC-RD-20220517	05/17/2022	**0.43J**	<0.50	<0.50	<2.0
92605966	14401_HC_RD	05/24/2022	**1.6**	<0.50	<0.50	<2.0
92605980	FD-1	05/24/2022	**3.3**	<0.50	<0.50	<2.0
92607099	14401_HC_RD	05/31/2022	**11.3**	<0.50	<0.50	<2.0
92608318	14401-HC-RD-20220607	06/07/2022	**0.29J**	<0.50	<0.50	<2.0
92609678	14401_HC_RD_20220614	06/14/2022	**0.12J**	<0.50	<0.50	<2.0
92492048	15104_PL_Dr	08/22/2020	NA	NA	NA	NA
92492044	15110_PL_ Dr	08/22/2020	NA	NA	NA	NA
92492047	15120_PL_Dr	08/22/2020	NA	NA	NA	NA
92492046	15128_PL_ Dr	08/22/2020	NA	NA	NA	NA
92492045	15136_PL_ Dr	08/22/2020	NA	NA	NA	NA
92491031	16366_HC_Rd	08/16/2020	<5.0	<0.50	<0.50	<2.0
92492689	HOA_Lawn	08/26/2020	<5.0	<0.50	<0.50	<2.0
92492686	FD1_08262020	08/26/2020	<5.0	<0.50	<0.50	<2.0
92493898	HOA_LAWN	09/02/2020	<5.0	<0.50	<0.50	<2.0
92495066	HOA_LAWN	09/10/2020	<5.0	<0.50	<0.50	<2.0
92558692	HOA_HC_RD_20210831	08/31/2021	**4.8J**	<0.50	<0.50	<2.0
QC Data						
92497418	FB-1	09/24/2020	<5.0	<0.50	<0.50	<2.0
92492469	Field Blank	08/25/2020	<5.0	<0.50	<0.50	**2.1**
92492905	Field Blank	08/27/2020	<5.0	<0.50	<0.50	<2.0
92492033	Field_Blank	08/21/2020	<5.0	NA	NA	NA
92492686	Field_Blank	08/26/2020	<5.0	<0.50	<0.50	<2.0
92493905	Field_Blank	09/02/2020	<5.0	<0.50	<0.50	<2.0
92494126	Field_Blank	09/03/2020	<0.50	<0.50	<0.50	<2.0
92495069	FIELD_BLANK	09/10/2020	<5.0	<0.50	<0.50	**3.3**
92495193	FIELD_BLANK	09/11/2020	<5.0	<0.50	<0.50	**3.1**
92495930	Field_Blank 09-16-2020	09/16/2020	<5.0	<0.50	<0.50	**2.9**

Table 7
Summary of Water Supply Well Sampling Results

Colonial Pipeline Company
2020-L1-SR2448
Huntersville, North Carolina

			Metals (µg/L)	VOCs (µg/L)		
Lab Report Number	Sample ID	Sample Date	Lead	Bromodichloromethane	Chloroform	Methylene Chloride
		NCAC 2L	**15**	**0.6**	**70**	**5.0**
		IMAC Standards	**--**	**--**	**--**	**--**
92491368	FIELD_BLANK_1	08/17/2020	<5.0	<0.50	<0.50	<2.0
92499673	FB-1	10/08/2020	<5.0	<0.50	<0.50	<2.0
92500731	FB-1	10/15/2020	<5.0	<0.50	<0.50	<2.0
92501817	FB-1	10/22/2020	<5.0	<0.50	<0.50	<2.0
92502957	FB-1	10/29/2020	<5.0	<0.50	<0.50	<2.0
92504300	FB-1	11/05/2020	<5.0	<0.50	<0.50	<2.0
92506038	Field Blank	11/12/2020	<5.0	<0.50	<0.50	<2.0
92507391	Field Blank	11/19/2020	<5.0	<0.50	<0.50	<2.0
92508021	FB-1	11/24/2020	<5.0	<0.50	<0.50	<2.0
92508822	FB-1	12/01/2020	<0.50	<0.50	<0.50	<0.50
92510245	FB-1	12/08/2020	<5.0	<0.50	<0.50	<2.0
92512046	FB-1	12/15/2020	<5.0	<0.50	<0.50	<2.0
92513342	FB-1	12/22/2020	<5.0	<0.50	<0.50	<2.0
92513991	FB-1	12/29/2020	<5.0	<0.50	<0.50	<2.0
92514760	FB-1	01/05/2021	<5.0	<0.50	<0.50	<2.0
92516192	FB-1	01/12/2021	<5.0	<0.50	<0.50	<2.0
92517218	FB-1	01/19/2021	<5.0	<0.50	<0.50	<2.0
92518564	FB-1	01/26/2021	<5.0	<0.50	<0.50	<2.0
92519734	FB-1	02/02/2021	<5.0	<0.50	<0.50	<2.0
92521104	FB-1	02/09/2021	<5.0	<0.50	<0.50	<2.0
92522438	FB-1	02/16/2021	<5.0	<0.50	<0.50	<2.0
92523574	FB-1	02/23/2021	<5.0	<0.50	<0.50	<2.0
92525144	FB-1	03/02/2021	<5.0	<0.50	<0.50	<2.0
92526621	FB-1	03/09/2021	<5.0	<0.50	<0.50	<2.0
92527887	FB-1	03/16/2021	<5.0	<0.50	<0.50	<2.0
92530286	FB-1	03/30/2021	<5.0	<0.50	<0.50	<2.0
92531397	FB-1	04/06/2021	<5.0	<0.50	<0.50	<2.0
92535408	FB-1	04/27/2021	<5.0	<0.50	<0.50	<2.0
92536817	FB-1	05/04/2021	<5.0	<0.50	<0.50	<2.0
92538175	FB-1	05/11/2021	<5.0	<0.50	<0.50	<2.0
92539533	FB-1	05/18/2021	<5.0	<0.50	<0.50	<2.0
92540633	FB-1	05/25/2021	<5.0	<0.50	<0.50	<2.0
92541599	FB-1	06/01/2021	<5.0	<0.50	<0.50	<2.0
92543084	FB-1	06/08/2021	<5.0	<0.50	<0.50	<2.0
92545591	FB-1	06/22/2021	<5.0	<0.50	<0.50	<2.0
92546846	FB-1	06/29/2021	<5.0	<0.50	<0.50	<2.0
92547763	FB-1	07/06/2021	<5.0	<0.50	<0.50	<2.0

Table 7
Summary of Water Supply Well Sampling Results

Colonial Pipeline Company
2020-L1-SR2448
Huntersville, North Carolina

			Metals (µg/L)	VOCs (µg/L)		
Lab Report Number	Sample ID	Sample Date	Lead	Bromodichloromethane	Chloroform	Methylene Chloride
		NCAC 2L	**15**	**0.6**	**70**	**5.0**
		IMAC Standards	**--**	**--**	**--**	**--**
92549163	FB-1	07/13/2021	<5.0	<0.50	<0.50	<2.0
92550622	FB-1	07/20/2021	<5.0	<0.50	<0.50	<2.0
92551882	FB-1	07/27/2021	<5.0	<0.50	<0.50	<2.0
92553048	FB-1	08/03/2021	<5.0	<0.50	<0.50	<2.0
92554531	FB-1	08/10/2021	<5.0	<0.50	<0.50	<2.0
92555763	FB-1	08/17/2021	<5.0	<0.50	<0.50	<2.0
92557292	FB-1	08/24/2021	<5.0	<0.50	<0.50	<2.0
92558711	FB-1	08/31/2021	<5.0	<0.50	<0.50	<2.0
92559813	FB-1	09/07/2021	<5.0	<0.50	<0.50	<2.0
92561225	FB-1	09/14/2021	<5.0	<0.50	<0.50	<2.0
92562323	FB-1	09/21/2021	<5.0	<1.0	<5.0	<2.0
92563645	FB-1	09/28/2021	<5.0	<1.0	<5.0	<5.0
92564847	FB-1*	10/05/2021	<5.0	<0.50	<0.50	<2.0
92566386	FB-1	10/12/2021	<5.0	<0.50	<0.50	<2.0
92567636	FB-1	10/19/2021	<5.0	<0.50	<0.50	<2.0
92568794	FB-1	10/26/2021	<5.0	<0.50	<0.50	<2.0
92570099	FB-1	11/02/2021	<5.0	<0.50	<0.50	<2.0
92571587	EB-1	11/09/2021	<5.0	<0.50	<0.50	<2.0
92572777	FB-1	11/16/2021	<5.0	<0.50	<0.50	<2.0
92574217	FB-1	11/23/2021	<5.0	<0.50	<0.50	<2.0
92574804	FB-1	11/30/2021	<5.0	<0.50	<0.50	<2.0
92576165	FB-1	12/07/2021	<5.0	<0.50	<0.50	<2.0
92577788	FB-1	12/14/2021	<5.0	<0.50	<0.50	<2.0
92579410	FB-1	12/21/2021	<5.0	<0.50	<0.50	<2.0
92580062	FB-1	12/28/2021	<5.0	<0.50	<0.50	<2.0
92580733	FB-1	01/04/2022	<5.0	<0.50	<0.50	<2.0
92582060	FB-1	01/11/2022	<5.0	<0.50	<0.50	<2.0
92583324	FB-1	01/19/2022	<5.0	<0.50	<0.50	<2.0
92584315	FB-1	01/25/2022	<5.0	<0.50	**1.0**	<2.0
92585387	FB-1	02/01/2022	<5.0	<0.50	**0.9**	<2.0
92586862	FB-1	02/08/2022	<5.0	<0.50	<0.50	<2.0
92588293	FB-1	02/15/2022	<5.0	<0.50	<0.50	<2.0
92589498	FB-1^	02/22/2022	<5.0	<0.50	<0.50	<2.0
92590655	FB-1^	03/01/2022	<5.0	<0.50	<0.50	<2.0
92591978	FB-1^	03/08/2022	<5.0	<0.50	<0.50	<2.0
92593513	FB-1	03/15/2022	<5.0	<0.50	<0.50	<2.0
92594606	FB-1	03/22/2022	<5.0	<0.50	<0.50	<2.0

Table 7
Summary of Water Supply Well Sampling Results

Colonial Pipeline Company
2020-L1-SR2448
Huntersville, North Carolina

			Metals (µg/L)	VOCs (µg/L)		
Lab Report Number	Sample ID	Sample Date	Lead	Bromodichloromethane	Chloroform	Methylene Chloride
		NCAC 2L	15	0.6	70	5.0
		IMAC Standards	--	--	--	--
92594773	FB-1	03/22/2022	<5.0	<0.50	<0.50	<2.0
92595906	FB-1	03/29/2022	<5.0	<0.50	<0.50	<2.0
92597059	FB-1	04/05/2022	<5.0	<0.50	<0.50	<2.0
92598692	FB-1	04/12/2022	<5.0	<0.50	<0.50	<2.0
92599735	FB-1^	04/19/2022	<5.0	<0.50	<0.50	<2.0
92601066	FB-1^	04/26/2022	<5.0	<0.50	<0.50	<2.0
92602434	FB-1	05/03/2022	<5.0	<0.50	<0.50	<2.0
92603693	FB-1	05/10/2022	<1.0	<0.50	<0.50	<2.0
92604793	FB-1	05/17/2022	<1.0	<0.50	<0.50	<2.0
92605980	FB-1	05/24/2022	<1.0	<0.50	<0.50	<2.0
92607105	FB-1	05/31/2022	<1.0	<0.50	<0.50	<2.0
92608302	FB-1	06/07/2022	<1.0	<0.50	<0.50	<2.0
92609687	FB-1	06/14/2022	<1.0	<0.50	<0.50	<2.0
92492469	Trip Blank	08/25/2020	NA	<0.50	<0.50	<2.0
92492905	Trip Blank	08/27/2020	NA	<0.50	<0.50	<2.0
92491368	TRIP_BLANK	08/17/2020	NA	<0.50	<0.50	<2.0
92491387	TRIP_BLANK	08/18/2020	NA	<0.50	<0.50	<2.0
92491555	TRIP_BLANK	08/18/2020	NA	<0.50	<0.50	<2.0
92492033	Trip_Blank	08/21/2020	NA	NA	<0.50	NA
92493111	Trip_Blank	08/30/2020	NA	<0.50	<0.50	<2.0
92493905	Trip_Blank	09/02/2020	NA	<0.50	<0.50	<2.0
92494126	Trip_Blank	09/03/2020	NA	<0.50	<0.50	<2.0
92495069	TRIP_BLANK	09/10/2020	NA	<0.50	<0.50	<2.0
92495193	TRIP_BLANK	09/11/2020	NA	<0.50	<0.50	<2.0
92495930	Trip_Blank	09/16/2020	NA	<0.50	<0.50	<2.0
92497418	Trip_Blank	09/24/2020	NA	<0.50	<0.50	<2.0
92499673	TRIP BLANK	10/08/2020	NA	<0.50	<0.50	<2.0
92500731	TRIP BLANK	10/15/2020	NA	<0.50	<0.50	<2.0
92501817	TRIP BLANK	10/22/2020	NA	<0.50	<0.50	<2.0
92502957	TRIP BLANK	10/29/2020	NA	<0.50	<0.50	<2.0
92504300	TRIP BLANK	11/05/2020	NA	<0.50	<0.50	<2.0
92506038	Trip Blank	11/12/2020	NA	<0.50	<0.50	<2.0
92507391	Trip Blank	11/19/2020	NA	<0.50	<0.50	<2.0
92508021	Trip Blank	11/24/2020	<5.0	<0.50	<0.50	<2.0
92508822	Trip Blank	12/01/2020	NA	<0.50	<0.50	<0.50
92510245	Trip Blank	12/08/2020	NA	<0.50	<0.50	<2.0
92512046	Trip Blank	12/15/2020	NA	<0.50	<0.50	<2.0
92513342	Trip Blank	12/22/2020	NA	<0.50	<0.50	<2.0
92513991	Trip Blank	12/29/2020	NA	<0.50	<0.50	<2.0

Table 7
Summary of Water Supply Well Sampling Results

Colonial Pipeline Company
2020-L1-SR2448
Huntersville, North Carolina

			Metals (µg/L)	VOCs (µg/L)		
Lab Report Number	Sample ID	Sample Date	Lead	Bromodichloromethane	Chloroform	Methylene Chloride
		NCAC 2L	**15**	**0.6**	**70**	**5.0**
		IMAC Standards	**--**	**--**	**--**	**--**
92514760	TRIP BLANK	01/05/2021	NA	<0.50	<0.50	<2.0
92516192	Trip Blank	01/12/2021	NA	<0.50	<0.50	<2.0
92517218	TRIP BLANK	01/19/2021	NA	<0.50	<0.50	<2.0
92518564	Trip Blank	01/26/2021	NA	<0.50	<0.50	<2.0
92519734	Trip Blank	02/02/2021	NA	<0.50	<0.50	<2.0
92521104	Trip Blank	02/09/2021	NA	<0.50	<0.50	<2.0
92522438	Trip Blank	02/16/2021	NA	<0.50	<0.50	<2.0
92523574	Trip Blank	02/23/2021	NA	<0.50	<0.50	<2.0
92525144	Trip Blank	03/02/2021	NA	<0.50	<0.50	<2.0
92526621	Trip Blank	03/09/2021	NA	<0.50	<0.50	<2.0
92527887	TRIP BLANK	03/16/2021	NA	<0.50	<0.50	<2.0
92530286	Trip Blank	03/30/2021	NA	<0.50	<0.50	<2.0
92531397	TRIP BLANK	04/06/2021	NA	<0.50	<0.50	<2.0
92535408	TRIP BLANK	04/27/2021	NA	<0.50	<0.50	<2.0
92536817	Trip Blank	05/04/2021	NA	<0.50	<0.50	<2.0
92538175	TRIP BLANK	05/11/2021	NA	<0.50	<0.50	<2.0
92539533	TRIP BLANK	05/18/2021	NA	<0.50	<0.50	<2.0
92540633	TRIP BLANK	05/25/2021	NA	<0.50	<0.50	<2.0
92541599	Trip Blank	06/01/2021	NA	<0.50	<0.50	<2.0
92543084	Trip Blank	06/08/2021	NA	<0.50	<0.50	<2.0
92545591	TRIP BLANK	06/22/2021	NA	<0.50	<0.50	<2.0
92546846	Trip Blank	06/29/2021	NA	<0.50	<0.50	<2.0
92547763	TRIP BLANK	07/06/2021	NA	<0.50	<0.50	<2.0
92549163	Trip Blank	07/13/2021	NA	<0.50	<0.50	<2.0
92550622	Trip Blank	07/20/2021	NA	<0.50	<0.50	<2.0
92551882	Trip Blank	07/27/2021	NA	<0.50	<0.50	<2.0
92553048	TRIP BLANK	08/03/2021	NA	<0.50	<0.50	<2.0
92554531	Trip Blank	08/10/2021	NA	<0.50	<0.50	<2.0
92555763	TB	08/17/2021	NA	<0.50	<0.50	<2.0
92557292	Trip Blank	08/24/2021	NA	<0.50	<0.50	<2.0
92558711	TRIP BLANK	08/31/2021	NA	<0.50	<0.50	<2.0
92559813	TRIP BLANK	09/07/2021	NA	<0.50	<0.50	<2.0
92562323	TRIP BLANK	09/21/2021	NA	<1.0	<5.0	**0.466J**
92563645	TRIP BLANK	09/28/2021	NA	<1.0	<5.0	**0.672J**
92564847	TRIP BLANK	10/05/2021	NA	<0.50	<0.50	<2.0
92566386	TRIP BLANK	10/12/2021	NA	<0.50	<0.50	<2.0
92567636	TRIP BLANK	10/19/2021	NA	<0.50	<0.50	<2.0
92568794	TRIP BLANK	10/26/2021	NA	<0.50	<0.50	<2.0
92570099	TRIP BLANK	11/02/2021	NA	<0.50	<0.50	<2.0
92571587	TRIP BLANK	11/09/2021	NA	<0.50	<0.50	<2.0

Table 7
Summary of Water Supply Well Sampling Results

Colonial Pipeline Company
2020-L1-SR2448
Huntersville, North Carolina

			Metals (µg/L)	VOCs (µg/L)		
Lab Report Number	Sample ID	Sample Date	Lead	Bromodichloromethane	Chloroform	Methylene Chloride
		NCAC 2L	**15**	**0.6**	**70**	**5.0**
		IMAC Standards	**--**	**--**	**--**	**--**
92572777	TRIP BLANK	11/16/2021	NA	<0.50	<0.50	<2.0
92574217	TRIP BLANK	11/23/2021	NA	<0.50	<0.50	<2.0
92574804	TRIP BLANK	11/30/2021	NA	<0.50	<0.50	<2.0
92576165	Trip Blank	12/07/2021	NA	<0.50	<0.50	<2.0
92577788	TRIP BLANK	12/14/2021	NA	<0.50	<0.50	<2.0
92579410	TRIP BLANK	12/21/2021	NA	<0.50	<0.50	<2.0
92580062	TRIP BLANK	12/28/2021	NA	<0.50	<0.50	<2.0
92580733	TRIP BLANK	01/04/2022	NA	<0.50	<0.50	<2.0
92582060	TRIP BLANK	01/11/2022	NA	<0.50	<0.50	<2.0
92583324	TRIP BLANK	01/19/2022	NA	<0.50	<0.50	<2.0
92584315	TRIP BLANK	01/25/2022	NA	<0.50	<0.50	<2.0
92586862	TRIP BLANK	02/08/2022	NA	<0.50	<0.50	<2.0
92589498	TRIP BLANK^	02/22/2022	NA	<0.50	<0.50	<2.0
92590655	TRIP BLANK^	03/01/2022	NA	<0.50	<0.50	<2.0
92591978	TRIP BLANK^	03/08/2022	NA	<0.50	<0.50	<2.0
92593513	TRIP BLANK	03/15/2022	NA	<0.50	<0.50	<2.0
92594606	TRIP BLANK^	03/22/2022	NA	<0.50	<0.50	<2.0
92594773	TRIP BLANK^	03/22/2022	NA	<0.50	<0.50	<2.0
92595906	TRIP BLANK^	03/29/2022	NA	<0.50	<0.50	<2.0
92597059	TRIP BLANK	04/05/2022	NA	<0.50	<0.50	<2.0
92598692	TRIP BLANK^	04/12/2022	NA	<0.50	<0.50	<2.0
92601066	TRIP BLANK^	04/26/2022	NA	<0.50	<0.50	<2.0
92602434	TRIP BLANK	05/03/2022	NA	<0.50	<0.50	<2.0
92603693	TRIP BLANK	05/10/2022	NA	<0.50	<0.50	<2.0
92604793	TRIP BLANK	05/17/2022	NA	<0.50	<0.50	<2.0

Table 7
Summary of Water Supply Well Sampling Results

Colonial Pipeline Company
2020-L1-SR2448
Huntersville, North Carolina

			Metals (µg/L)	VOCs (µg/L)		
Lab Report Number	Sample ID	Sample Date	Lead	Bromodichloromethane	Chloroform	Methylene Chloride
		NCAC 2L	**15**	**0.6**	**70**	**5.0**
		IMAC Standards	**--**	**--**	**--**	**--**
92605980	TRIP BLANK	05/24/2022	NA	<0.50	<0.50	<2.0
92607105	TRIP BLANK	05/31/2022	NA	<0.50	<0.50	<2.0
92608302	TRIP BLANK	06/07/2022	NA	<0.50	<0.50	<2.0
92609687	TRIP BLANK	06/14/2022	NA	<0.50	<0.50	<2.0

Notes:
All units reported in micrograms per liter (µg/L)
All detected constituents in primary samples are shown. See note below denoted with "^" for detections in quality control samples.
Samples beginning with "FD", "Field_Duplicate" and "DUP" are field duplicates and co-samples of the preceeding row
Shading indicates a detection greater than the NCAC 2L Groundwater Standard
Bold text indicates a detection greater than the laboratory reporting limit
NCAC 2L Standard - North Carolina 15A NCAC 2L Groundwater Standard
NA - Not Analyzed
ID - Identification
"<" - Indicates compound was not detected above laboratory reporting limit
J - Estimated concentration below laboratory reporting limit
Lead - Analyzed by Method 6010D from August 15, 2020 to May 3, 2022 and Method 6020B starting May 10, 2022
VOCs - Volatile Organic Compounds, analyzed by Method SM 6200B
VPH - Volatile Petroleum Hydrocarbons analyzed by Method MADEP VPH
MADEP - Massachusetts Department of Environmental Protection; as required by North Carolina Department of Environmental Quality
"*" - VPH (C9-C10 Aromatics) was detected in the Field Blank at a J-flagged value of 38.4J on October 5, 2021
"^" - Between February 22, 2022 and April 26, 2022, quality control samples contained detections of toluene and/or xylenes that Pace Analytical Services attributed to their DI water filtration system. These detections are as follows:

Toluene was detected in the fields blank on February 22 (0.51 µg/L), March 1 (1.0 µg/L), March 8 (1.5 µg/L), April 19 (1.8 µg/L), and April 26 (1.2 µg/L) and in trip blanks on February 22 (0.77 µg/L), March 1 (0.76 µg/L), March 8 (1.1 µg/L), March 22 (0.91 µg/L), March 29 (0.87 µg/L), April 12 (1.1 µg/L), and April 26 (1.1 µg/L).

Xylenes (m&p) were detected in trip blanks on March 8 (0.73J µg/L), March 22 (0.86J µg/L), March 29 (0.80J µg/L), and April 12 (0.80J µg/L). Total xylene were detected in field blanks on April 19 (1.55 µg/L) and April 26 (1.43 µg/L) and in a trip blank on April 26 (1.64 µg/L).

Table 8
Summary of Potential Receptor Information

Colonial Pipeline Company
2020-L1-SR2448
Huntersville, North Carolina

Well # / Receptor ID	Type	Contact Name	Own/ User/ Both	Contact Phone #	Street Address for Receptor	Receptor Description and Location Details	Latitude / Longitude *(Decimal Degrees)*	Source Status & Use	Connection to Charlotte Water	Purchased by CPC	Distance from source (ft)	Up- or Down-Gradient (if Known)
13712_HC_RD	N/A	Pegler	Both	N/A	13712 Huntersville-Concord Rd	Single-Family	35.41270, -80.81165	Inactive	Existing	No	>1500	N/A
13800_HC_RD	N/A	Marlowe	Both	N/A	13800 Huntersville-Concord Rd	Single-Family	35.41253, -80.81075	Inactive	Existing	No	<1500	N/A
13822_HC_RD	N/A	CPC	Own	N/A	13822 Huntersville-Concord Rd	Single-Family	35.41275, -80.80974	Abandoned	Existing	Yes	<1500	N/A
13926A_HC_RD	N/A	CPC	Own	N/A	13926 Huntersville-Concord Rd	Single-Family	35.41259, -80.80790	Abandoned	Connection added	Yes	<1500	Down
13926B_HC_RD	N/A	CPC	Own	N/A	13900 Huntersville-Concord Rd	Single-Family	35.41259, -80.80790	Abandoned	Connection added	Yes	<1500	Down
14108_HC_RD	N/A	CPC	Own	N/A	14108 Huntersville-Concord Rd	Single-Family	35.41336, -80.80555	Abandoned	Not Connected	Yes	<1500	Down
14130 HC RD	--	Razon	--	N/A	14130 Huntersville-Concord Rd	Single-Family	35.41326, -80.80521	--	Existing	No	<1500	Down
14335 HC RD	--	Gray	--	N/A	14335 Huntersville-Concord Rd	Single-Family	35.41456, -80.80336	--	Existing	No	<1500	Down
14401_HC_RD	N/A	Gray	Both	N/A	14401 Huntersville-Concord Rd	Single-Family	35.41682, -80.80445	Potable Use	Not Connected	No	<1500	Down
14226_HC_RD	N/A	Brown	Both	N/A	14226 Huntersville-Concord Rd	Agricultural, Commercial Production	35.41335, -80.80356	Potable Use*	Water line tapped, not connected	No	<1500	N/A
14000_LAWTHER_RD	N/A	Shinn	Both	N/A	14000 Lawther Rd	N/A	35.41185, -80.81036	Abandoned	Existing	No	<1500	N/A
13835_AC_RD	N/A	Ward	Both	N/A	13835 Asbury Chapel Rd	Single-Family	35.41056, -80.80553	Potable Use	Water line tapped, not connected	No	<1500	Down
13923_AC_RD	N/A	Bloch	Both	N/A	13923 Asbury Chapel Rd	Single-Family	35.41071, -80.80596	Abandoned	Existing	No	<1500	Down
13927 AC RD	--	Quinn	--	N/A	13927 Asbury Chapel Rd	Single-Family	35.41141, -80.80514	--	Existing	No	<1500	Down
13937 AC RD	--	Bellet	--	N/A	13937 Asbury Chapel Rd	Single-Family	35.41182, -80.80557	--	Connection added	No	<1500	Down
13945_AC_RD	N/A	CPC	Own	N/A	13945 Asbury Chapel Rd	Single-Family	35.41250, -80.80514	Abandoned	Connection added	Yes	<1500	Down
14015_AC_RD	N/A	CPC	Own	N/A	14015 Asbury Chapel Rd	Single-Family	35.41266, -80.80542	Abandoned	Connection added	Yes	<1500	Down
13831_SIMS	N/A	Kern	Both	N/A	13831 Sims Rd	Single-Family	35.41107, -80.80028	Potable Use	Not Connected	No	>1500	Down
13901_SIMS	N/A	Fehr	Both	N/A	13901 Sims Rd	Single-Family	35.41242, -80.80050	Potable Use	Not Connected	No	>1500	Down
13920_SIMS	N/A	Weaver	Both	N/A	13920 Sims Rd	Single-Family	35.41210, -80.79931	Potable Use	Not Connected	No	>1500	Down
14024_SIMS	N/A	Woods	Both	N/A	14024 Sims Rd	Single-Family	35.41271, -80.79929	Potable Use	Not Connected	No	>1500	Down
North Prong, Clark Creek	Creek	Mecklenburg County	N/A	N/A	N/A	N/A	35.42002, -80.79769	Creek	N/A	No	>1500	Down
South Prong, Clark Creek	Creek	Brown	N/A	N/A	N/A	N/A	35.40596, -80.80154	Creek	N/A	No	>1500	Down
Seep (Brown Field)	Seep	Brown	N/A	N/A	N/A	N/A	35.41174, -80.80334	Seep	N/A	No	>1500	Down
Recharge for Deep Aquifers	N/A	N/A	N/A	N/A	N/A	N/A	35.41263, -80.80557	Recharge Zone	N/A	No	<1500	Up

Notes:

N/A = Data not available

CPC = Colonial Pipeline Company

Exisiting = A connection existed prior to release associated with Incident Number 95827

* = Two wells were located on this property. The potable well is still in use; a disused well was abandoned.

-- = No well exists on this property

Table 9
Summary of System One Operating Data

Colonial Pipeline Company
2020-L1-SR2448
Huntersville, North Carolina

Date	Time	Initials	Inlet Temperature (Deg. F)	Outlet Temperature (Deg. F)	Signal (V)	Flame Ox VFD Speed (%)	Blower VFD Speed (%)	Vacuum (Inches of H_2O)
12/15/2020	System operational							
To								
12/23/2020								
12/24/2020	System offline for monthly gauging							
12/25/2020								
12/26/2020								
12/27/2020	System operational							
12/28/2020	System offline for system modification (piping modifications)							
12/29/2020								
12/30/2020								
12/31/2020	System operational							
To								
1/19/2021								
1/20/2021	System offline for system modification							
1/21/2021	System operational							
To								
1/28/2021								
1/29/2021	System offline for system modification							
1/30/2021								
1/31/2021	System offline for monthly gauging							
2/1/2021								
2/2/2021								
2/3/2021	System operational							
To								
2/8/2021								
2/9/2021	System offline for component replacement (replace ThermOx with FlameOx)							
To								
3/20/2021								

Table 9
Summary of System One Operating Data

Colonial Pipeline Company
2020-L1-SR2448
Huntersville, North Carolina

Date	Time	Initials	Inlet Temperature (Deg. F)	Outlet Temperature (Deg. F)	Signal (V)	Flame Ox VFD Speed (%)	Blower VFD Speed (%)	Vacuum (Inches of H_2O)
3/21/2021	System offline for maintenance							
3/22/2021								
3/23/2021								
3/24/2021	System operational							
To								
3/30/2021								
3/31/2021	System offline for monthly gauging							
4/1/2021								
4/2/2021								
4/3/2021	System operational							
To								
4/12/2021								
4/13/2021	System offline for component replacement (replace blower)							
4/14/2021								
4/15/2021	System offline for maintenance							
4/16/2021	System operational							
To								
4/27/2021								
4/28/2021	System offline for monthly gauging							
4/29/2021								
4/30/2021								
5/1/2021	System operational							
To								
5/11/2021								
5/12/2021	System offline for pump optimization							
5/13/2021								

Table 9
Summary of System One Operating Data

Colonial Pipeline Company
2020-L1-SR2448
Huntersville, North Carolina

Date	Time	Initials	Inlet Temperature (Deg. F)	Outlet Temperature (Deg. F)	Signal (V)	Flame Ox VFD Speed (%)	Blower VFD Speed (%)	Vacuum (Inches of H_2O)
5/14/2021	System operational							
To								
5/16/2021								
5/17/2021	System offline for monthly gauging							
5/18/2021								
5/19/2021	System operational							
To								
5/24/2021								
5/25/2021	System offline for monthly gauging							
5/26/2021								
5/27/2021								
5/28/2021	System operational							
To								
5/30/2021								
5/31/2021	System offline for monthly gauging							
6/1/2021								
6/2/2021	System operational							
To								
6/7/2021								
6/8/2021	System offline for pump optimization							
6/9/2021								
6/10/2021	System operational							
To								
6/14/2021								
6/15/2021	System offline 18 hours for pump optimization							
6/15/2021	6:55	JPS	1,653	1,574	-	NM	45.7	25
6/15/2021	15:20	JPS	1,397	1,333	-	NM	45.7	25
6/15/2021	17:29	JPS	1,738	1,648	-	NM	45.7	35

Table 9
Summary of System One Operating Data

Colonial Pipeline Company
2020-L1-SR2448
Huntersville, North Carolina

Date	Time	Initials	Inlet Temperature (Deg. F)	Outlet Temperature (Deg. F)	Signal (V)	Flame Ox VFD Speed (%)	Blower VFD Speed (%)	Vacuum (Inches of H_2O)
6/16/2021	6:52	JPS	1,751	1,657	-	NM	45.7	35
6/16/2021	15:55	JPS	1,752	1,655	-	NM	45.7	35
6/17/2021	6:45	JPS	1,751	1,654	-	NM	45.7	35
6/17/2021	13:41	JPS	1,753	1,656	-	NM	47.7	35
6/17/2021	17:10	JPS	1,770	1,668	-	NM	47.7	35
6/18/2021	9:02	JPS	1,750	1,617	-	NM	47.7	35
6/18/2021	11:25	MT	1,754	1,656	-	NM	45.7	35
6/18/2021	15:25	MT	1,751	1,659	-	NM	45.7	35
6/19/2021	7:25	MT	1,760	1,657	-	NM	45.7	35
6/19/2021	12:39	MT	1,742	1,652	-	NM	45.7	35
6/19/2021	15:35	MT	1,745	1,651	-	NM	45.7	35
6/20/2021	9:25	KZ	1,752	1,655	-	NM	45.7	35
6/20/2021	15:48	KZ	1,766	1,664	-	NM	45.7	35
6/21/2021	8:40	BC	1,751	1,652	-	NM	NM	35
6/21/2021	16:42	BC	1,739	1,651	-	NM	45.7	35
6/22/2021	7:30	BC	1,756	1,654	-	NM	45.7	35
6/22/2021	17:35	BC	1,749	1,650	-	NM	45.7	35
6/23/2021	7:36	BC	1,685	1,652	-	NM	45.7	35
6/23/2021	16:27	BC	1,756	1,656	-	NM	45.7	35
6/24/2021	8:34	BC	1,756	1,652	-	NM	45.7	35
6/24/2021	14:22	BC	1,756	1,657	-	NM	45.7	35
6/24/2021	16:45	BC	1,757	1,652	-	NM	45.7	35
6/25/2021	9:30	BC	1,733	1,643	-	NM	45.7	35
6/25/2021	12:54	BC	1,754	1,653	-	NM	45.7	35
6/25/2021	15:50	BC	1,755	1,653	-	NM	45.7	35
6/25/2021	16:54	BC	1,760	1,656	-	NM	45.7	35

Table 9
Summary of System One Operating Data

Colonial Pipeline Company
2020-L1-SR2448
Huntersville, North Carolina

Date	Time	Initials	Inlet Temperature (Deg. F)	Outlet Temperature (Deg. F)	Signal (V)	Flame Ox VFD Speed (%)	Blower VFD Speed (%)	Vacuum (Inches of H_2O)
6/26/2021	8:01	BC	1,757	1,656	-	NM	45.7	35
6/26/2021	13:12	BC	1,751	1,651	-	NM	45.7	35
6/26/2021	16:27	BC	1,759	1,654	-	NM	45.7	35
6/27/2021	10:47	BC	1,752	1,653	-	NM	45.7	34
6/27/2021	16:00	BC	1,737	1,644	-	NM	45.7	34
6/28/2021	9:21	BC	1,754	1,650	-	NM	45.7	35
6/28/2021	16:00	BC	1,412	1,356	-	NM	45.7	35
6/28/2021	17:35	BC	1,409	1,380	-	NM	45.7	35
6/29/2021	11:16	BC	1,441	1,399	-	NM	45.7	35
6/29/2021	16:15	BC	1,388	1,285	-	NM	45.7	35
6/30/2021	8:52	BC	1,523	1,475	-	NM	45.7	35
7/3/2021	15:05	MT	1,563	1,510	-	NM	45.7	30
7/4/2021	8:50	KZ	1,707	1,615	-	NM	45.7	34
7/4/2021	15:40	KZ	1,654	1,566	-	NM	45.7	34
7/5/2021	8:25	KZ	1,622	1,543	-	NM	45.7	33
7/6/2021	11:05	JDS	1,586	1,524	-	40.0	82.2	34
7/6/2021	13:01	JDS	1,646	1,565	-	40.0	81.4	34
7/6/2021	16:00	JDS	1,757	1,651	-	70.1	81.0	34
7/7/2021	6:17	JPS	1,748	16,565	-	60.1	81.0	30
7/7/2021	8:43	JDS	1,749	1,653	-	57.1	82.6	30
7/7/2021	13:39	JDS	1,757	1,652	-	70.7	81.1	30
7/8/2021	6:53	BC	1,760	1,656	-	59.8	82.2	30
7/8/2021	8:05	JDS	1,753	1,654	-	61.8	82.3	30
7/8/2021	11:52	JDS	1,746	1,650	-	56.6	82.3	30
7/8/2021	16:13	JDS	1,749	1,649	-	57.0	81.1	30
7/9/2021	8:10	BC	1,755	1,650	-	61.4	82.6	30
7/9/2021	11:58	JDS	1,761	1,654	-	71.5	81.2	30
7/9/2021	15:47	JDS	1,752	1,650	-	63.9	82.4	31

Table 9
Summary of System One Operating Data

Colonial Pipeline Company
2020-L1-SR2448
Huntersville, North Carolina

Date	Time	Initials	Inlet Temperature (Deg. F)	Outlet Temperature (Deg. F)	Signal (V)	Flame Ox VFD Speed (%)	Blower VFD Speed (%)	Vacuum (Inches of H_2O)
7/10/2021	System offline 4.5 hours for O&M							
7/10/2021	12:48	BC	1,771	1,670	-	59.4	80.8	30
7/10/2021	14:56	BC	1,746	1,654	-	55.8	80.9	30
7/10/2021	16:01	JDS	1,742	1,645	-	51.2	80.2	30
7/11/2021	6:48	BC	1,749	1,654	-	54.1	82.2	30
7/11/2021	15:30	MT	1,757	1,650	-	62.5	79.9	30
7/12/2021	8:48	JDS	1,744	1,650	-	52.7	82.5	30
7/12/2021	12:31	MT	1,744	1,652	-	59.6	81.4	30
7/12/2021	15:15	MT	1,758	1,662	-	53.2	81.0	30
7/12/2021	16:39	JDS	1,744	1,644	-	56.4	80.8	30
7/13/2021	9:12	BC	1,750	1,655	-	61.2	81.0	30
7/13/2021	15:57	JDS	1,401	1,336	-	40.0	76.8	0
7/13/2021	16:02	BC	1,403	1,342	-	40.0	76.8	0
7/14/2021	9:14	BC	1,404	1,338	-	40.0	78.7	0
7/14/2021	13:36	BC	1,400	1,339	-	40.0	78.7	0
7/14/2021	17:13	BC	1,407	1,341	-	40.0	78.7	0
7/15/2021	10:55	BC	1,693	1,613	-	40.0	80.8	18
7/15/2021	16:35	BC	1,713	1,620	-	70.4	79.5	18
7/16/2021	7:52	BC	1,624	1,554	-	40.0	81.8	25
7/16/2021	10:48	BC	1,754	1,664	-	60.1	83.3	40
7/16/2021	16:50	BC	1,749	1,652	-	75.8	82.8	25
7/17/2021	10:58	KZ	1,756	1,660	-	56.3	81.6	25
7/17/2021	15:20	KZ	1,754	1,652	-	67.9	80.3	25
7/18/2021	9:35	KZ	1,741	1,649	-	47.9	82.3	25
7/18/2021	13:35	KZ	1,748	1,653	-	53.2	81.8	25
7/18/2021	16:45	KZ	1,747	1,652	-	60.3	80.9	25
7/19/2021	7:31	BC	1,748	1,656	-	55.4	81.0	25
7/19/2021	11:16	BC	1,768	1,677	-	84.4	81.1	25

Table 9
Summary of System One Operating Data

Colonial Pipeline Company
2020-L1-SR2448
Huntersville, North Carolina

Date	Time	Initials	Inlet Temperature (Deg. F)	Outlet Temperature (Deg. F)	Signal (V)	Flame Ox VFD Speed (%)	Blower VFD Speed (%)	Vacuum (Inches of H_2O)
7/20/2021	8:15	JDS	1,761	1,657	-	64.2	83.2	25
7/20/2021	12:31	JDS	1,739	1,651	-	83.3	83.0	30
7/20/2021	16:48	JDS	1,759	1,656	-	70.0	83.0	31
7/20/2021	System offline for O&M							
7/21/2021	10:52	JDS	1,761	1,656	-	71.2	83.5	30
7/21/2021	10:58	BC	1,757	1,656	-	70.0	83.2	35
7/21/2021	14:04	BC	1,743	1,652	-	80.4	82.2	30
7/21/2021	16:34	BC	1,742	1,651	-	54.2	82.1	30
7/22/2021	8:29	JDS	1,748	1,651	-	72.0	85.0	30
7/22/2021	12:19	BC	1,773	1,668	-	68.8	84.0	30
7/22/2021	16:46	BC	1,759	1,660	-	70.8	83.1	30
7/23/2021	7:43	BC	1,746	1,652	-	61.1	85.4	30
7/23/2021	11:44	JDS	1,754	1,657	-	59.6	84.1	29
7/23/2021	17:13	JDS	1,759	1,655	-	65.1	83.3	30
7/24/2021	7:48	JDS	1,750	1,655	-	62.9	85.1	32
7/24/2021	13:03	JDS	1,745	1,655	-	84.0	83.9	33
7/24/2021	16:02	CDR	1,750	1,655	-	82.6	84.9	30
7/25/2021	8:08	CDR	1,749	1,654	-	47.3	84.9	30
7/25/2021	13:15	KZ	1,696	1,608	-	40.0	83.7	30
7/25/2021	15:45	-	1,701	1,613	-	40.0	83.3	30
7/26/2021	7:59	BC	1,753	1,656	-	75.8	83.2	30
7/26/2021	11:36	JDS	1,392	1,327	-	40.0	80.6	0
7/26/2021	16:22	JDS	1,402	1,338	-	40.0	80.2	0
7/27/2021	6:53	JDS	1,401	1,338	-	40.0	81.8	0
7/27/2021	12:10	JDS	1,403	1,342	-	40.0	80.9	0
7/27/2021	17:10	BC	1,397	1,334	-	40.0	80.8	0

Table 9
Summary of System One Operating Data

Colonial Pipeline Company
2020-L1-SR2448
Huntersville, North Carolina

Date	Time	Initials	Inlet Temperature (Deg. F)	Outlet Temperature (Deg. F)	Signal (V)	Flame Ox VFD Speed (%)	Blower VFD Speed (%)	Vacuum (Inches of H_2O)
7/28/2021	11:23	BC	1,738	1,647	-	76.5	83.7	30
7/28/2021	14:00	BC	1,747	1,655	-	58.8	82.6	30
7/28/2021	16:25	JDS	1,748	1,650	-	40.0	82.5	31
7/29/2021	8:05	BC	1,582	1,534	-	40.0	84.3	25
7/29/2021	11:42	JDS	1,734	1,638	-	40.0	83.4	29
7/29/2021	16:56	BC	1,741	1,647	-	40.0	83.7	29
7/30/2021	7:38	BC	1,669	1,587	-	40.0	83.0	26
7/30/2021	12:11	BC	1,691	1,603	-	40.0	83.9	28
7/30/2021	16:23	JDS	1,748	1,656	-	52.2	83.0	30
7/31/2021	7:40	JDS	1,750	1,653	-	51.2	85.6	30
7/31/2021	11:48	JDS	1,727	1,639	-	40.0	84.5	30
7/31/2021	15:55	CDR	1,742	1,645	-	40.0	83.5	30
8/1/2021	7:25	CDR	1,748	1,653	-	42.8	55.2	30
8/1/2021	13:20	KZ	1,730	1,633	-	40.0	83.2	30
8/1/2021	17:00	KZ	1,729	1,637	-	40.0	84.1	30
8/2/2021	7:44	JDS	1,716	1,629	-	40.0	86.5	30
8/2/2021	12:07	JDS	1,745	1,656	-	63.6	85.7	30
8/2/2021	17:08	JDS	1,749	1,651	-	64.4	85.0	30
8/3/2021	7:53	BC	1,754	1,656	5.0	63.7	87.7	30
8/3/2021	13:09	JDS	1,746	1,658	5.0	58.2	87.9	30
8/3/2021	16:52	JDS	1,744	1,650	5.0	47.7	86.1	30
8/4/2021	7:38	JDS	1,751	1,659	5.0	55.8	88.1	30
8/4/2021	12:29	JDS	1,747	1,656	5.0	46.8	82.1	30
8/4/2021	16:14	BC	1,747	1,554	5.0	57.2	86.5	30

Table 9
Summary of System One Operating Data

Colonial Pipeline Company
2020-L1-SR2448
Huntersville, North Carolina

Date	Time	Initials	Inlet Temperature (Deg. F)	Outlet Temperature (Deg. F)	Signal (V)	Flame Ox VFD Speed (%)	Blower VFD Speed (%)	Vacuum (Inches of H_2O)
8/5/2021	7:38	BC	1,739	1,646	5.0	52.7	88.2	30
8/5/2021	12:13	BC	1,747	1,654	5.0	68.6	86.9	30
8/5/2021	12:15	System offline for component replacement (pressure relief valve)						
8/5/2021	16:00	BC	1,777	1,694	5.0	96.9	61.7	30
8/5/2021	17:05	BC	1,742	1,651	5.0	77.0	60.1	25
8/6/2021	9:05	BC	1,778	1,688	5.0	88.1	63.3	30
8/6/2021	12:55	BC	1,746	1,657	5.0	95.4	61.8	30
8/6/2021	15:27	CDR	1,741	1,656	5.0	89.7	61.9	30
8/7/2021	7:36	JDS	1,747	1,646	5.0	89.1	63.9	30
8/7/2021	11:40	JDS	1,743	1,656	5.0	90.9	63.4	31
8/7/2021	15:35	CDR	1,844	1,747	5.0	100.0	62.9	35
8/8/2021	8:42	KZ	1,790	1,698	5.0	100.0	64.4	35
8/8/2021	12:36	CDR	1,842	1,741	5.0	100.0	63.3	35
8/8/2021	15:27	CDR	1,833	1,730	5.0	100.0	62.6	35
8/9/2021	6:45	MT	System offline for O&M					
8/12/2021	14:22	BC	1,772	1,679	5.0	74.1	66.7	30
8/12/2021	15:16	BC	1,722	1,624	5.0	82.4	65.9	25
8/12/2021	17:00	BC	1,751	1,657	5.0	66.1	65.5	25
8/13/2021	8:51	BC	1,750	1,656	5.0	72.5	67.3	25
8/13/2021	12:50	JDS	1,741	1,644	5.0	65.0	66.3	30
8/13/2021	16:32	JDS	1,741	1,654	5.0	95.2	62.3	30
8/14/2021	8:55	JPS	1,749	1,647	5.0	58.9	66.9	25
8/14/2021	12:16	CA	1,745	1,649	5.0	69.8	65.8	25
8/15/2021	7:32	KZ	1,750	1,656	5.0	69.4	67.8	25
8/15/2021	12:22	KZ	1,764	1,667	5.0	62.2	66.6	25
8/15/2021	15:53	KZ	1,763	1,669	5.0	77.6	66.3	25

Table 9
Summary of System One Operating Data

Colonial Pipeline Company
2020-L1-SR2448
Huntersville, North Carolina

Date	Time	Initials	Inlet Temperature (Deg. F)	Outlet Temperature (Deg. F)	Signal (V)	Flame Ox VFD Speed (%)	Blower VFD Speed (%)	Vacuum (Inches of H_2O)
8/16/2021	7:38	JOS	1,749	1,656	5.0	77.9	67.7	30
8/16/2021	11:53	JOS	1,750	1,657	5.0	70.3	67.1	30
8/16/2021	15:50	JOS	1,741	1,646	5.0	87.3	67.3	25
8/17/2021	7:34	JOS	1,743	1,651	5.0	80.3	68.1	25
8/17/2021	12:00	JOS	1,575	1,509	5.0	40.0	65.9	20
8/17/2021	17:11	JOS	1,750	1,653	5.0	73.9	66.4	25
8/18/2021	7:49	JOS	1,746	1,655	5.0	78.4	68.0	25
8/18/2021	11:27	JOS	1,743	1,650	5.0	81.1	67.4	25
8/18/2021	16:17	JOS	1,738	1,650	5.0	89.7	66.7	25
8/19/2021	7:55	BC	1,740	1,651	5.0	82.3	68.1	26
8/19/2021	13:01	JOS	1,742	1,653	5.0	89.8	66.6	25
8/19/2021	17:12	JOS	1,741	1,646	5.0	81.5	66.2	25
8/20/2021	8:34	JOS	1,745	1,653	5.0	69.7	68.1	25
8/20/2021	11:21	JOS	1,749	1,656	5.0	79.2	67.8	26
8/20/2021	System offline for O&M							
8/20/2021	16:42	JOS	1,780	1,700	5.0	40.0	65.3	22
8/21/2021	8:18	BC	1,754	1,655	5.0	45.6	68.0	22
8/21/2021	13:18	JOS	1,754	1,665	5.0	88.2	67.0	27
8/21/2021	15:27	JOS	1,752	1,658	5.0	76.2	66.6	27
8/22/2021	7:55	KZ	1,736	1,647	5.0	82.4	68.4	27
8/22/2021	12:55	KZ	1,739	1,652	5.0	92.4	66.9	27
8/22/2021	16:13	KZ	1,735	1,652	5.0	94.9	66.5	27
8/22/2021	17:05	KZ	1,728	1,632	5.0	79.2	65.9	25
8/23/2021	7:38	BC	1,744	1,654	5.0	85.0	67.9	25
8/23/2021	12:41	BC	1,742	1,651	5.0	71.5	66.2	25
8/23/2021	16:51	JDS	1,748	1,654	5.0	69.1	66.4	25

Table 9
Summary of System One Operating Data

Colonial Pipeline Company
2020-L1-SR2448
Huntersville, North Carolina

Date	Time	Initials	Inlet Temperature (Deg. F)	Outlet Temperature (Deg. F)	Signal (V)	Flame Ox VFD Speed (%)	Blower VFD Speed (%)	Vacuum (Inches of H_2O)
8/24/2021	7:26	BC	1,796	1,652	5.0	76.8	68.4	26
8/24/2021	12:25	JDS	1,745	1,652	5.0	79.9	67.4	26
8/24/2021	15:41	JDS	1,743	1,648	5.0	84.1	66.6	26
8/25/2021	7:33	BC	1,736	1,651	5.0	87.1	69.1	26
8/25/2021	12:17	BC	1,556	1,482	5.0	40.0	64.6	14
8/25/2021	16:09	BC	1,399	1,333	5.0	40.0	62.1	0
8/26/2021	7:45	BC	1,408	1,342	5.0	40.0	64.4	0
8/26/2021	15:30	System Restart						
8/26/2021	17:08	BC	1,801	1,711	5.0	64.3	67.8	26
8/26/2021	17:12	BC	1,786	1,679	5.0	42.1	67.8	20
8/27/2021	7:34	BC	1,847	1,747	5.0	55.8	70.1	28
8/27/2021	13:56	JDS	1,836	1,744	5.0	100.0	69.1	32
8/27/2021	16:23	JDS	1,739	1,640	5.0	61.8	67.5	22
8/28/2021	6:50	MT	1,749	1,655	5.0	65.9	68.6	20
8/28/2021	11:20	MT	1,747	1,653	5.0	63.1	67.7	23
8/28/2021	15:23	MT	1,753	1,657	5.0	59.9	68.9	23
8/29/2021	7:45	KZ	1,744	1,649	5.0	55.7	69.0	23
8/29/2021	12:28	KZ	1,755	1,659	5.0	65.4	67.2	23
8/29/2021	15:40	KZ	1,743	1,652	5.0	69.7	66.4	23
8/30/2021	7:45	JDS	1,749	1,656	5.0	66.0	69.8	23
8/30/2021	11:40	MT	1,740	1,654	5.0	87.5	68.4	28
8/30/2021	16:34	JDS	1,748	1,654	5.0	82.1	67.0	25
8/31/2021	8:31	JDS	1,745	1,652	5.0	72.3	69.3	25
8/31/2021	13:04	JDS	1,753	1,660	5.0	74.2	67.9	26
8/31/2021	15:24	System Offline (pump tie in)						
8/31/2021	16:47	JDS	1,753	1,670	5.0	40.0	66.9	24

Table 9
Summary of System One Operating Data

Colonial Pipeline Company
2020-L1-SR2448
Huntersville, North Carolina

Date	Time	Initials	Inlet Temperature (Deg. F)	Outlet Temperature (Deg. F)	Signal (V)	Flame Ox VFD Speed (%)	Blower VFD Speed (%)	Vacuum (Inches of H_2O)
9/1/2021	7:40	BC	1,746	1,650	5.0	68.5	68.3	24
9/1/2021	12:38	JDS	1,754	1,655	5.0	55.6	68.1	25
9/1/2021	15:56	JDS	1,778	1,672	5.0	68.1	67.4	25
9/2/2021	7:43	BC	1,745	1,650	5.0	48.5	69.8	24
9/2/2021	13:01	JDS	1,754	1,661	5.0	69.2	68.8	25
9/2/2021	15:56	JDS	1,745	1,651	5.0	69.2	69.6	30
9/3/2021	6:58	JDS	1,758	1,663	5.0	73.2	70.3	22
9/3/2021	10:32	System Offline (Generator Service)						
9/3/2021	11:36	JDS	1,799	1,714	5.0	40.0	69.6	25
9/4/2021	8:42	CA	1,733	1,643	5.0	62.1	70.2	24
9/4/2021	13:14	CA	1,751	1,658	5.0	71.8	68.7	24
9/4/2021	16:00	CA	1,761	1,663	5.0	65.8	68.4	24
9/5/2021	7:48	KZ	1,738	1,645	5.0	43.2	70.0	24
9/5/2021	12:25	KZ	1,747	1,656	5.0	71.6	68.5	25
9/5/2021	16:25	KZ	1,742	1,654	5.0	86.8	67.8	25
9/6/2021	7:55	KZ	1,739	1,656	5.0	90.6	69.7	25
9/6/2021	13:10	KZ	1,744	1,651	5.0	62.2	68.8	25
9/6/2021	15:24	KZ	1,748	1,655	5.0	68.7	68.4	24
9/7/2021	7:18	BC	1,748	1,657	5.0	68.0	70.5	24
9/7/2021	13:07	BC	1,745	1,656	5.0	70.6	68.5	24
9/7/2021	16:59	JDS	1,747	1,652	5.0	67.8	68.4	24
9/8/2021	7:00	JDS	1,746	1,652	5.0	74.0	69.7	25
9/8/2021	12:22	BC	1,747	1,651	5.0	58.1	68.9	24
9/8/2021	16:16	BC	1,745	1,654	5.0	76.4	68.4	24
9/9/2021	7:52	BC	1,737	1,645	5.0	73.2	69.5	25
9/9/2021	12:01	BC	1,755	1,661	5.0	74.8	69.2	25
9/9/2021	15:48	JDS	1,739	1,650	5.0	73.3	68.9	24

Table 9
Summary of System One Operating Data

Colonial Pipeline Company
2020-L1-SR2448
Huntersville, North Carolina

Date	Time	Initials	Inlet Temperature (Deg. F)	Outlet Temperature (Deg. F)	Signal (V)	Flame Ox VFD Speed (%)	Blower VFD Speed (%)	Vacuum (Inches of H_2O)
9/10/2021	11:00	System Offline (pump tie in)						
9/10/2021	12:48	BC	1,765	1,677	5.0	51.4	69.9	24
9/10/2021	16:44	BC	1,744	1,648	5.0	65.1	68.8	24
9/11/2021	7:31	JDS	1,753	1,660	5.0	58.6	71.4	24
9/11/2021	12:04	JDS	1,749	1,657	5.0	65.0	69.8	24
9/11/2021	16:04	JDS	1,744	1,650	5.0	66.7	69.4	24
9/12/2021	8:00	KZ	1,743	1,647	5.0	53.7	71.5	25
9/12/2021	12:00	KZ	1,748	1,653	5.0	54.4	69.9	25
9/12/2021	15:45	KZ	1,747	1,653	5.0	74.9	68.8	25
9/13/2021	7:38	BC	1,742	1,650	5.0	67.0	71.3	24
9/13/2021	13:35	BC	1,751	1,646	5.0	70.3	69.2	24
9/13/2021	15:57	JOS	1,748	1,653	5.0	87.9	68.7	24
9/14/2021	7:30	JOS	1,743	1,653	5.0	82.4	70.8	24
9/14/2021	System Offline for O&M							
9/14/2021	17:38	JOS	1,755	1,671	5.0	40.0	67.9	24
9/15/2021	System Offline SVE Blower Fault							
9/15/2021	8:44	BC	1,557	1,496	5.0	40.0	67.2	20
9/15/2021	12:25	BC	1,392	1,322	5.0	40.0	62.7	0
9/15/2021	15:49	JOS	1,401	1,344	5.0	40.0	62.7	1
9/15/2021	22:00	System Fault						
9/16/2021	7:30	System Start Up						
9/16/2021	11:10	System Offline for Generator Servicing						
9/16/2021	14:10	System Start Up						
9/16/2021	14:21	System Fault						
9/16/2021	17:30	System Start Up						
9/16/2021	17:50	BC	1,692	1,627	5.0	40.0	66.9	24
9/16/2021	18:44	System Fault						

Table 9
Summary of System One Operating Data

Colonial Pipeline Company
2020-L1-SR2448
Huntersville, North Carolina

Date	Time	Initials	Inlet Temperature (Deg. F)	Outlet Temperature (Deg. F)	Signal (V)	Flame Ox VFD Speed (%)	Blower VFD Speed (%)	Vacuum (Inches of H_2O)
9/17/2021	13:55	System Start Up						
9/17/2021	17:10	JDS	1,687	1,603	5.0	40.0	67.6	22
9/18/2021	6:55	JDS	1,695	1,597	5.0	40.0	39.3	24
9/18/2021	12:35	JDS	1,777	1,680	5.0	55.8	70.1	25
9/18/2021	16:07	JDS	1,744	1,654	5.0	51.0	69.2	26
9/19/2021	7:45	KZ	1,746	1,657	5.0	45.0	71.2	25
9/19/2021	12:59	KZ	1,753	1,656	5.0	48.0	69.8	25
9/19/2021	16:08	KZ	1,745	1,651	5.0	46.5	69.2	25
9/20/2021	7:57	BC	1,748	1,655	5.0	55.6	71.2	25
9/20/2021	12:47	JDS	1,744	1,654	5.0	48.8	70.5	26
9/20/2021	16:14	JDS	1,746	1,656	5.0	50.2	70.2	26
9/21/2021	8:20	BC	1,744	1,653	5.0	51.6	71.8	25
9/21/2021	12:53	JDS	1,747	1,655	5.0	51.4	71.6	26
9/21/2021	16:41	MT	1,742	1,654	5.0	51.5	71.7	26
9/22/2021	7:25	BC	1,743	1,659	5.0	48.3	71.1	26
9/22/2021	14:19	BC	1,398	1,338	5.0	40.0	66.1	4
9/22/2021	15:51	JDS	1,405	1,347	5.0	40.0	65.7	4
9/23/2021	7:31	BC	1,402	1,342	5.0	40.0	68.2	4
9/23/2021	13:05	BC	1,402	1,340	5.0	40.0	68.3	4
9/23/2021	14:00	Change Out Generator						
9/23/2021	16:50	JDS	1,745	1,652	5.0	56.0	70.7	25
9/24/2021	8:03	BC	1,746	1,653	5.0	45.8	73.1	25
9/24/2021	11:39	BC	1,746	1,651	5.0	54.4	72.8	28
9/24/2021	16:52	JSH	1,744	1,648	5.0	48.7	71.7	28
9/25/2021	8:45	JDS	177	1,653	5.0	51.9	73.8	28
9/25/2021	11:54	JDS	1,741	1,653	5.0	58.1	72.5	28
9/25/2021	15:38	BC	1,732	1,651	5.0	64.1	71.7	28

Table 9
Summary of System One Operating Data

Colonial Pipeline Company
2020-L1-SR2448
Huntersville, North Carolina

Date	Time	Initials	Inlet Temperature (Deg. F)	Outlet Temperature (Deg. F)	Signal (V)	Flame Ox VFD Speed (%)	Blower VFD Speed (%)	Vacuum (Inches of H_2O)
9/26/2021	8:05	KZ	1,734	1,654	5.0	67.7	74.1	30
9/26/2021	12:20	KZ	1,738	1,655	5.0	61.0	72.2	30
9/26/2021	16:40	KZ	1,732	1,650	5.0	63.2	71.6	30
9/27/2021	8:16	BC	1,735	1,645	5.0	50.8	74.0	30
9/27/2021	12:50	BC	1,746	1,652	5.0	56.0	70.9	30
9/27/2021	16:15	BC	1,739	1,654	5.0	60.5	70.9	30
9/28/2021	8:05	BC	1,739	1,644	5.0	49.5	73.0	30
9/28/2021	13:59	BC	1,750	1,658	5.0	51.1	70.6	30
9/28/2021	16:48	BC	1,745	1,652	5.0	49.8	70.6	30
9/29/2021	7:32	JDS	1,747	1,654	5.0	51.7	73.1	29
9/29/2021	12:10	MT	1,741	1,654	5.0	57.7	71.5	28
9/29/2021	16:13	JDS	1,745	1,653	5.0	54.6	70.7	30
9/30/2021	7:34	JDS	1,742	1,653	5.0	55.4	73.6	30
9/30/2021	11:57	JDS	1,731	1,646	5.0	59.4	73.3	32
9/30/2021	15:58	JDS	1,741	1,653	5.0	66.8	72.6	34
10/1/2021	8:58	JDS	1,739	1,655	5.0	58.7	74.7	34
10/1/2021	17:03	BC	1,736	1,651	5.0	70.3	73.1	34
10/2/2021	7:25	MT	1,727	1,654	5.0	64.1	75.1	33
10/2/2021	11:09	MT	1,739	1,655	5.0	69.4	73.9	33
10/2/2021	15:19	MT	1,742	1,656	5.0	75.3	72.6	33
10/3/2021	7:42	JDS	1,739	1,653	5.0	67.4	74.6	33
10/3/2021	12:33	JDS	1,738	1,655	5.0	66.1	73.3	34
10/3/2021	15:22	JDS	1,739	1,649	5.0	81.9	73.1	35
10/3/2021	15:32	JDS	1,466	1,338	5.0	35.0	61.4	115
10/4/2021	8:00	JDS	1,734	1,649	5.0	78.5	74.6	38
10/4/2021	12:03	JSH	1,740	1,654	5.0	69.8	74.2	38
10/4/2021	16:18	JSH	1,743	1,656	5.0	76.8	73.9	38

Table 9
Summary of System One Operating Data

Colonial Pipeline Company
2020-L1-SR2448
Huntersville, North Carolina

Date	Time	Initials	Inlet Temperature (Deg. F)	Outlet Temperature (Deg. F)	Signal (V)	Flame Ox VFD Speed (%)	Blower VFD Speed (%)	Vacuum (Inches of H_2O)
10/5/2021	7:53	JSH	1,731	1,647	5.0	74.0	75.5	38
10/5/2021	12:30	JSH	1,739	1,657	5.0	65.0	74.4	38
10/5/2021	17:12	MT	1,738	1,648	5.0	71.6	73.9	35
10/6/2021	7:43	JSH	1,741	1,658	5.0	76.1	75.4	38
10/6/2021	13:07	JSH	1,739	1,654	5.0	79.2	74.5	38
10/6/2021	16:23	JSH	1,741	1,653	5.0	76.1	74.0	36
10/7/2021	7:40	JSH	1,737	1,655	5.0	69.0	75.0	37
10/7/2021	11:20	JSH	1,735	1,653	5.0	68.1	75.1	37
10/7/2021	16:58	MT	1,736	1,653	5.0	70.3	73.5	34
10/8/2021	7:30	MT	1,738	1,653	5.0	5.0	75.8	75.2
10/8/2021	11:53	MT	1,740	1,655	5.0	72.1	73.1	34
10/8/2021	15:49	MT	1,740	1,656	5.0	72.4	71.3	35
10/9/2021	7:44	JSH	1,744	1,654	5.0	54.4	73.2	28
10/9/2021	11:35	JSH	1,744	1,656	5.0	66.9	74.9	32
10/9/2021	16:16	CDR	1,738	1,655	5.0	74.1	72.6	33
10/10/2021	8:21	KZ	1,735	1,651	5.0	63.8	75.4	34
10/10/2021	12:20	KZ	1,737	1,657	5.0	64.3	74.1	33
10/10/2021	15:12	KZ	1,733	1,649	5.0	67.3	73.4	34
10/11/2021	7:38	BC	1,733	1,651	5.0	64.4	75.1	34
10/11/2021	11:50	Power Failure						
10/11/2021	17:09	JDS	1,740	1,668	5.0	58.6	66.6	32
10/12/2021	8:07	JDS	1,788	1,714	5.0	40.0	69.8	32
10/12/2021	12:44	BC	1,740	1,657	5.0	64.1	68.0	32
10/12/2021	16:28	JDS	1,736	1,651	5.0	66.0	67.9	30
10/13/2021	7:53	BC	1,738	1,652	5.0	65.6	70.1	32
10/13/2021	11:48	BC	1,738	1,653	5.0	65.4	68.6	32
10/13/2021	13:17	JDS	1,739	1,652	5.0	68.7	68.1	32

Table 9
Summary of System One Operating Data

Colonial Pipeline Company
2020-L1-SR2448
Huntersville, North Carolina

Date	Time	Initials	Inlet Temperature (Deg. F)	Outlet Temperature (Deg. F)	Signal (V)	Flame Ox VFD Speed (%)	Blower VFD Speed (%)	Vacuum (Inches of H_2O)
10/14/2021	11:34	JDS	1,757	1,674	5.0	53.7	66.9	28
10/14/2021	16:58	BC	1,750	1,655	5.0	44.7	68.9	25
10/15/2021	7:50	BC	1,752	1,656	5.0	46.3	71.0	25
10/15/2021	13:13	JSH	1,747	1,652	5.0	48.5	68.8	26
10/15/2021	16:51	BC	1,752	1,653	5.0	45.7	68.7	25
10/16/2021	7:53	BC	1,751	1,652	5.0	47.9	69.9	28
10/16/2021	12:24	BC	1,736	1,655	5.0	66.8	70.3	30
10/16/2021	15:44	BC	1,741	1,655	5.0	57.1	71.0	30
10/17/2021	9:06	KZ	1,746	1,657	5.0	54.0	73.7	30
10/17/2021	12:18	KZ	1,742	1,652	5.0	50.7	72.7	30
10/17/2021	16:10	KZ	1,738	1,648	5.0	53.5	71.9	31
10/18/2021	8:23	BC	1,785	1,709	5.0	51.8	76.6	34
10/18/2021	12:17	BC	1,741	1,655	5.0	76.8	73.3	36
10/18/2021	16:26	BC	1,762	1,676	5.0	83.6	73.0	38
10/19/2021	7:40	BC	1,741	1,657	5.0	78.7	75.1	36
10/19/2021	13:25	JDS	1,742	1,652	5.0	77.7	71.2	38
10/19/2021	15:27	JSH	1,743	1,656	5.0	73.6	72.8	38
10/20/2021	11:38	JDS	1,737	1,654	5.0	66.7	74.0	38
10/20/2021	15:31	JDS	1,746	1,672	5.0	60.1	72.3	32
10/21/2021	7:48	JDS	1,739	1,655	5.0	74.2	75.3	38
10/21/2021	12:56	JSH	1,393	1,395	5.0	40.0	67.1	18
10/21/2021	16:15	JDS	1,738	1,650	5.0	55.2	71.3	30
10/22/2021	8:38	JDS	1,739	1,657	5.0	62.5	73.2	32
10/22/2021	11:13	System Offline (propane tank relocation)						
10/22/2021	16:43	JDS	1,735	1,655	5.0	67.1	72.7	38
10/23/2021	8:14	MT	1,736	1,656	5.0	62.0	74.8	36
10/23/2021	11:40	MT	1,738	1,658	5.0	66.4	73.8	36
10/23/2021	15:24	MT	1,736	1,656	5.0	66.1	72.9	36

Table 9
Summary of System One Operating Data

Colonial Pipeline Company
2020-L1-SR2448
Huntersville, North Carolina

Date	Time	Initials	Inlet Temperature (Deg. F)	Outlet Temperature (Deg. F)	Signal (V)	Flame Ox VFD Speed (%)	Blower VFD Speed (%)	Vacuum (Inches of H_2O)
10/24/2021	8:04	KZ	1,738	1,657	5.0	64.1	75.2	36
10/24/2021	12:35	KZ	1,734	1,651	5.0	65.0	73.5	36
10/24/2021	15:41	KZ	1,738	1,652	5.0	66.3	72.8	36
10/25/2021	8:08	JDS	1,752	1,672	5.0	40.0	72.5	32
10/25/2021	12:50	JSH	1,744	1,656	5.0	56.6	70.8	36
10/25/2021	16:37	JDS	1,747	1,652	5.0	52.1	70.6	32
10/26/2021	8:05	JDS	1,741	1,649	5.0	70.0	74.5	37
10/26/2021	13:31	JSH	1,395	1,334	5.0	40.0	66.3	8
10/26/2021	16:09	JDS	1,403	1,345	5.0	40.0	66.3	4
10/27/2021	7:28	MT	1,402	1,345	5.0	40.0	68.3	4
10/27/2021	12:24	BC	1,399	1,338	5.0	40.0	67.2	4
10/27/2021	17:03	JDS	1,400	1,339	5.0	40.0	66.9	4
10/28/2021	7:26	BC	1,532	1,382	5.0	30.0	66.5	116
10/28/2021	12:01	JDS	1,410	1,340	5.0	40.0	68.7	6
10/28/2021	15:39	MT	1,738	1,656	5.0	65.7	62.3	37
10/29/2021	9:31	JSH	1,733	1,654	5.0	62.1	74.5	40
10/29/2021	15:45	JSH	1,743	1,653	5.0	82.9	74.2	38
10/30/2021	7:54	BC	1,727	1,645	5.0	60.4	74.7	38
10/30/2021	12:33	BC	1,796	1,725	5.0	48.1	73.5	38
10/30/2021	15:50	BC	1,744	1,650	5.0	81.6	73.5	38
10/31/2021	7:55	KZ	1,735	1,651	5.0	54.7	74.5	38
10/31/2021	12:40	KZ	1,737	1,651	5.0	61.6	73.6	38
10/31/2021	16:02	KZ	1,739	1,653	5.0	61.3	73.3	38
10/31/2021	23:01	System Offline (oxidizer fault)						
11/1/2021	10:40	JDS	1,759	1,686	5.0	72.1	76.0	38
11/1/2021	15:31	MT	1,738	1,653	5.0	54.7	71.3	37
11/1/2021	16:05	JDS	1,740	1,656	5.0	55.4	71.2	36

Table 9
Summary of System One Operating Data

Colonial Pipeline Company
2020-L1-SR2448
Huntersville, North Carolina

Date	Time	Initials	Inlet Temperature (Deg. F)	Outlet Temperature (Deg. F)	Signal (V)	Flame Ox VFD Speed (%)	Blower VFD Speed (%)	Vacuum (Inches of H_2O)
11/2/2021	7:40	BC	1,737	1,651	5.0	58.7	72.9	36
11/2/2021	8:33	System Offline (blower maintenance)						
11/3/2021	16:04	JDS	1,739	1,655	5.0	55.9	71.8	34
11/4/2021	7:40	JDS	1,738	1,654	5.0	60.1	73.0	37
11/4/2021	12:52	JDS	1,738	1,656	5.0	65.1	74.1	39
11/4/2021	16:08	JDS	1,738	1,655	5.0	67.9	74.1	40
11/5/2021	7:36	JDS	1,734	1,655	5.0	63.4	79.5	42
11/5/2021	12:42	JSH	1,736	1,654	5.0	68.7	78.2	42
11/6/2021	7:40	JSH	1,738	1,654	5.0	56.3	79.1	42
11/6/2021	12:20	JSH	1,738	1,653	5.0	67.2	78.1	42
11/6/2021	15:15	JSH	1,736	1,656	5.0	68.4	77.9	42
11/7/2021	8:26	KZ	1,738	1,656	5.0	64.0	78.4	45
11/7/2021	13:00	KZ	1,742	1,655	5.0	73.9	77.5	46
11/7/2021	15:35	KZ	1,740	1,653	5.0	74.2	77.5	45
11/8/2021	7:42	JSH	1,736	1,655	5.0	60.2	79.6	41
11/8/2021	12:32	JSH	1,727	1,646	5.0	63.6	77.6	42
11/8/2021	15:51	JSH	1,735	7,651	5.0	74.3	78.2	41
11/9/2021	7:37	JSH	1,737	1,655	5.0	72.5	80.5	42
11/9/2021	11:33	JDS	1,743	1,655	5.0	54.2	78.3	52
11/9/2021	16:09	JDS	1,729	1,665	5.0	62.1	80.3	45
11/10/2021	7:56	JSH	1,744	1,657	5.0	54.6	82.7	43
11/10/2021	11:54	JDS	1,735	1,653	5.0	59.1	80.9	44
11/10/2021	15:25	JDS	1,740	1,652	5.0	73.4	75.0	42
11/11/2021	7:58	JSH	1,733	1,654	5.0	65.5	77.3	41
11/11/2021	12:22	JSH	1,729	1,647	5.0	67.7	77.7	42
11/11/2021	15:50	JDS	1,739	1,655	5.0	72.4	78.9	42

Table 9
Summary of System One Operating Data

Colonial Pipeline Company
2020-L1-SR2448
Huntersville, North Carolina

Date	Time	Initials	Inlet Temperature (Deg. F)	Outlet Temperature (Deg. F)	Signal (V)	Flame Ox VFD Speed (%)	Blower VFD Speed (%)	Vacuum (Inches of H_2O)
11/12/2021	7:38	JSH	1,735	1,652	5.0	71.3	82.9	42
11/12/2021	11:13	JSH	1,712	1,633	5.0	60.9	79.7	43
11/12/2021	12:30	System Offline (pump installation)						
11/13/2021	8:54	JDS	1,764	1,676	5.0	80.4	81.7	44
11/13/2021	13:02	JDS	1,737	1,653	5.0	70.3	80.4	42
11/13/2021	16:12	JDS	1,740	1,651	5.0	83.1	80.1	42
11/14/2021	8:45	KZ	1,748	1,656	5.0	84.3	80.2	46
11/14/2021	12:52	KZ	1,741	1,654	5.0	77.6	77.8	47
11/14/2021	16:05	KZ	1,742	1,653	5.0	78.3	78.2	46
11/15/2021	7:37	JDS	1,740	1,653	5.0	83.1	81.1	44
11/15/2021	12:16	JSH	1,744	1,655	5.0	83.8	80.0	43
11/15/2021	16:07	JDS	1,744	1,653	5.0	87.1	80.1	43
11/16/2021	7:44	JDS	1,743	1,656	5.0	80.6	80.2	44
11/16/2021	15:32	JDS	1,743	1,653	5.0	85.3	78.9	43
11/17/2021	8:03	JDS	1,737	1,651	5.0	83.3	80.1	44
11/17/2021	11:28	JDS	1,750	1,659	5.0	90.5	79.3	44
11/17/2021	15:43	JDS	1,749	1,654	5.0	91.1	79.1	43
11/18/2021	8:07	JDS	1,746	1,654	5.0	80.7	75.3	42
11/18/2021	12:53	JDS	1,745	1,652	5.0	88.7	73.5	42
11/18/2021	16:12	MT	1,746	1,653	5.0	88.4	73.9	40
11/19/2021	8:25	JDS	1,748	1,652	5.0	42.7	75.1	38
11/19/2021	8:30	System Offline (Generator Service)						
11/19/2021	16:09	JDS	1,728	1,654	5.0	65.4	76.4	50
11/20/2021	10:00	CSM	1,738	1,653	5.0	79.4	80.5	39
11/20/2021	12:37	CSM	1,739	1,655	5.0	80.7	79.4	39
11/20/2021	16:05	CSM	1,739	1,653	5.0	81.8	79.3	39

Table 9
Summary of System One Operating Data

Colonial Pipeline Company
2020-L1-SR2448
Huntersville, North Carolina

Date	Time	Initials	Inlet Temperature (Deg. F)	Outlet Temperature (Deg. F)	Signal (V)	Flame Ox VFD Speed (%)	Blower VFD Speed (%)	Vacuum (Inches of H_2O)
11/21/2021	8:40	KZ	1,740	1,658	5.0	75.9	81.0	46
11/21/2021	12:12	KZ	1,742	1,656	5.0	82.4	79.2	45
11/21/2021	15:50	KZ	1,743	1,656	5.0	80.9	78.8	45
11/22/2021	7:30	VH	1,743	1,654	5.0	87.0	79.2	42
11/22/2021	13:12	JDS	1,744	1,655	5.0	81.6	78.2	42
11/22/2021	16:08	MT	1,746	1,656	5.0	88.1	78.5	42
11/23/2021	7:35	BC	1,735	1,650	5.0	79.3	81.0	42
11/23/2021	11:57	JDS	1,740	1,655	5.0	72.5	79.1	42
11/23/2021	15:46	JDS	1,738	1,654	5.0	75.3	79.9	42
11/24/2021	7:48	JSH	1,740	1,657	5.0	64.0	84.7	62
11/24/2021	11:31	JDS	1,737	1,653	5.0	82.8	80.7	43
11/24/2021	15:40	JDS	1,742	1,656	5.0	82.1	80.5	40
11/25/2021	7:34	JDS	1,733	1,649	5.0	74.8	82.3	42
11/25/2021	12:33	JDS	1,745	1,652	5.0	93.5	80.4	42
11/25/2021	15:51	JDS	1,743	1,654	5.0	77.9	77.5	44
11/26/2021	7:48	JDS	1,745	1,657	5.0	79.6	78.3	42
11/26/2021	11:17	JDS	1,745	1,656	5.0	81.6	77.5	44
11/26/2021	15:36	JDS	1,742	1,655	5.0	83.1	78.0	45
11/27/2021	7:49	JDS	1,735	1,652	5.0	72.8	80.4	46
11/27/2021	12:14	JDS	1,745	1,652	5.0	85.1	78.4	46
11/27/2021	15:19	JDS	1,742	1,653	5.0	84.6	78.4	47
11/28/2021	8:10	KZ	1,742	1,655	5.0	74.8	80.2	50
11/28/2021	12:10	KZ	1,745	1,656	5.0	79.5	78.0	50
11/28/2021	16:10	KZ	1,744	1,657	5.0	77.9	78.3	50
11/29/2021	7:37	BC	1,739	1,652	5.0	76.4	80.1	48
11/29/2021	14:55	MT	1,407	1,374	5.0	40.0	64.3	11
11/29/2021	16:14	BC	1,403	1,347	5.0	40.0	63.5	10

Table 9
Summary of System One Operating Data

Colonial Pipeline Company
2020-L1-SR2448
Huntersville, North Carolina

Date	Time	Initials	Inlet Temperature (Deg. F)	Outlet Temperature (Deg. F)	Signal (V)	Flame Ox VFD Speed (%)	Blower VFD Speed (%)	Vacuum (Inches of H_2O)
11/30/2021	7:21	BC	1,399	1,341	5.0	40.0	65.6	10
11/30/2021	14:21	BC	1,404	1,342	5.0	40.0	63.0	10
11/30/2021	17:13	BC	1,786	1,693	5.0	47.2	72.1	60
12/1/2021	8:34	JSH	1,757	1,654	5.0	47.4	76.2	66
12/1/2021	12:56	JDS	1,742	1,655	5.0	67.4	70.6	41
12/1/2021	16:02	JDS	1,749	1,655	5.0	89.4	79.0	49
12/2/2021	7:59	JDS	1,736	1,653	5.0	72.5	79.2	48
12/2/2021	11:17	JDS	1,736	1,648	5.0	74.8	78.8	48
12/2/2021	16:06	JDS	1,742	1,653	5.0	75.8	78.4	48
12/3/2021	8:25	JDS	1,736	1,649	5.0	74.3	78.2	48
12/3/2021	13:04	JDS	1,742	1,653	5.0	76.2	75.0	47
12/3/2021	15:09	JDS	1,742	1,661	5.0	70.7	82.1	34
12/4/2021	7:38	JDS	1,731	1,655	5.0	70.8	85.3	34
12/4/2021	12:04	JDS	1,741	1,658	5.0	80.1	83.7	38
12/4/2021	15:33	JDS	1,743	1,652	5.0	89.9	80.9	42
12/5/2021	7:45	KZ	1,741	1,655	5.0	82.2	82.4	44
12/5/2021	12:35	KZ	1,743	1,658	5.0	84.0	81.1	44
12/5/2021	15:58	KZ	1,739	1,652	5.0	78.1	81.1	44
12/6/2021	8:07	JDS	1,737	1,651	5.0	75.0	81.4	43
12/6/2021	12:03	JDS	1,748	1,656	5.0	92.6	80.7	44
12/6/2021	16:06	KZ	1,744	1,652	5.0	92.9	80.5	46
12/7/2021	8:21	JSH	1,741	1,658	5.0	78.1	82.8	41
12/7/2021	12:52	JDS	1,739	1,654	5.0	76.1	81.5	42
12/7/2021	15:55	JDS	1,739	1,652	5.0	82.1	79.4	44
12/8/2021	8:14	JDS	1,745	1,653	5.0	83.6	80.0	45
12/8/2021	12:08	JDS	1,778	1,694	5.0	44.0	78.4	42
12/8/2021	16:18	JDS	1,734	1,650	5.0	55.2	77.9	42

Table 9
Summary of System One Operating Data

Colonial Pipeline Company
2020-L1-SR2448
Huntersville, North Carolina

Date	Time	Initials	Inlet Temperature (Deg. F)	Outlet Temperature (Deg. F)	Signal (V)	Flame Ox VFD Speed (%)	Blower VFD Speed (%)	Vacuum (Inches of H_2O)
12/9/2021	7:18	BC	1,431	1,319	5.0	30.0	71.8	125
12/9/2021	7:30	BC	1,730	1,648	5.0	67.3	81.6	42
12/9/2021	12:58	JDS	1,739	1,656	5.0	64.9	79.7	44
12/9/2021	15:58	JDS	1,733	1,650	5.0	66.8	80.1	45
12/10/2021	7:30	BC	1,737	1,653	5.0	75.4	81.7	44
12/10/2021	13:18	JDS	1,743	1,657	5.0	71.6	81.0	45
12/10/2021	16:50	BC	1,734	1,651	5.0	69.9	81.3	45
12/11/2021	7:26	MT	1,736	1,651	5.0	74.3	80.2	46
12/11/2021	11:45	MT	1,744	1,656	5.0	78.4	81.7	45
12/11/2021	15:17	MT	1,740	1,654	5.0	82.7	79.2	44
12/12/2021	8:07	KZ	1,743	1,658	5.0	73.5	82.2	48
12/12/2021	12:40	KZ	1,731	1,649	5.0	67.6	81.0	48
12/12/2021	15:45	KZ	1,740	1,656	5.0	75.6	81.5	47
12/13/2021	7:30	BC	1,738	1,654	5.0	72.7	83.8	44
12/13/2021	11:49	JDS	1,739	1,654	5.0	81.0	81.5	42
12/13/2021	16:39	JDS	1,741	1,653	5.0	78.8	83.6	44
12/14/2021	7:25	BC	1,735	1,650	5.0	74.6	85.4	44
12/14/2021	12:21	BC	1,739	1,652	5.0	85.1	83.2	44
12/14/2021	15:40	CSM	1,742	1,652	5.0	79.2	83.4	44
12/15/2021	7:21	BC	1,731	1,650	5.0	73.1	85.7	42
12/15/2021	12:40	JDS	1,740	1,653	5.0	75.1	83.6	44
12/15/2021	15:40	BC	1,741	1,656	5.0	75.1	83.5	44
12/15/2021	6:30	System Offline (Restart at 07:00)						
12/16/2021	7:28	MT	1,696	1,618	5.0	40	82.7	30
12/16/2021	13:26	BC	1,733	1,652	5.0	61.4	79.8	36
12/16/2021	15:45	JDS	1,743	1,651	5.0	57.8	80.6	40

Table 9
Summary of System One Operating Data

Colonial Pipeline Company
2020-L1-SR2448
Huntersville, North Carolina

Date	Time	Initials	Inlet Temperature (Deg. F)	Outlet Temperature (Deg. F)	Signal (V)	Flame Ox VFD Speed (%)	Blower VFD Speed (%)	Vacuum (Inches of H_2O)
12/17/2021	7:30	BC	1,730	1,646	5.0	69.1	82.1	40
12/17/2021	12:11	JDS	1,727	1,646	5.0	66.7	81	42
12/17/2021	15:57	JDS	1,741	1,652	5.0	57.1	80	39
12/18/2021	7:28	JDS	1,735	1,655	5.0	69.1	82.1	42
12/18/2021	11:52	JDS	1,743	1,656	5.0	80	81.7	44
12/18/2021	15:12	JDS	1,739	1,653	5.0	70.9	81.8	48
12/19/2021	8:20	KZ	1,737	1,652	5.0	71.1	82.3	50
12/19/2021	13:45	KZ	1,738	1,658	5.0	71.5	82.6	50
12/19/2021	16:18	KZ	1,734	1,652	5.0	63.9	82.8	51
12/20/2021	7:22	JDS	1,738	1,655	5.0	71.9	85.6	50
12/20/2021	13:11	JDS	1,738	1,652	5.0	75.3	83.2	48
12/20/2021	15:50	JDS	1,741	1,655	5.0	68.7	83.4	48
12/21/2021	7:25	BC	1,736	1,653	5.0	72.6	84.8	48
12/21/2021	11:37	BC	1,738	1,653	5.0	74.6	83.5	48
12/21/2021	17:14	JDS	1,755	1,682	5.0	68.8	82.1	42
12/22/2021	7:20	BC	1,731	1,650	5.0	72.2	83.2	44
12/22/2021	11:20	JDS	1,731	1,649	5.0	68.1	82.3	48
12/22/2021	16:09	JDS	1,735	1,654	5.0	69	82.1	46
12/23/2021	7:22	MT	1,743	1,655	5.0	53	82.6	61
12/23/2021	12:34	BC	1,727	1,645	5.0	65.7	82.7	46
12/23/2021	12:54	BC	1,441	1,313	5.0	23	80.3	140
12/23/2021	15:49	JDS	1,752	1,659	5.0	100	83.2	46
12/24/2021	8:02	VJH	1,738	1,653	5.0	74.1	80	40
12/24/2021	13:05	VJH	1,737	1,651	5.0	81.6	78.3	40
12/24/2021	14:35	VJH	1,740	1,638	5.0	79.1	78.2	39
12/25/2021	8:19	VJH	1,738	1,656	5.0	72	78.4	40
12/25/2021	12:26	VJH	1,741	1,655	5.0	76.2	76.8	43
12/25/2021	14:40	VJH	1,740	1,654	5.0	75.8	76.7	39

Table 9
Summary of System One Operating Data

Colonial Pipeline Company
2020-L1-SR2448
Huntersville, North Carolina

Date	Time	Initials	Inlet Temperature (Deg. F)	Outlet Temperature (Deg. F)	Signal (V)	Flame Ox VFD Speed (%)	Blower VFD Speed (%)	Vacuum (Inches of H_2O)
12/26/2021	7:25	JSH	1,737	1,653	5.0	69.5	78.3	40
12/26/2021	11:00	JSH	1,748	1,655	5.0	77.1	77.5	38
12/26/2021	14:40	JSH	1,741	1,655	5.0	90.5	76.6	37
12/27/2021	7:50	JDS	1,730	1,652	5.0	62.1	78.6	36
12/27/2021	11:55	JDS	1,408	1,349	5.0	40	72.5	15
12/27/2021	15:23	MT	1,401	1,341	5.0	40	72.2	19
12/28/2021	7:19	JDS	1,402	1,335	5.0	40	73	15
12/28/2021	12:38	VJH	1,396	1,337	5.0	40	72.4	18
12/28/2021	16:02	JDS	1,801	1,700	5.0	100	78.8	38
12/29/2021	7:27	JDS	1,749	1,656	5.0	57.3	76.1	30
12/29/2021	11:51	JDS	1,758	1,667	5.0	86.4	81.1	40
12/29/2021	15:36	JDS	1,752	1,661	5.0	82.9	81.4	40
12/30/2021	7:54	JDS	1,743	1,660	5.0	71	81.9	38
12/30/2021	12:57	CSM	1,770	1,677	5.0	100	81.8	40
12/30/2021	15:45	JDS	1,754	1,688	5.0	58.8	77.9	28
12/31/2021	7:14	JSH	1,745	1,652	5.0	56.8	80.2	32
12/31/2021	8:42	JSH	1,473	1,343	5.0	23	80.4	140
12/31/2021	11:35	JSH	1,736	1,653	5.0	60.9	80.6	35
12/31/2021	15:09	JSH	1,734	1,652	5.0	72	80	37
1/1/2022	8:34	JSH	1,741	1,656	5.0	76.4	79.9	38
1/1/2022	11:43	JSH	1,737	1,652	5.0	74.2	78.9	37
1/1/2022	14:20	JSH	1,737	1,654	5.0	73.2	78.5	36
1/2/2022	8:40	KZ	1,750	1,660	5.0	86.1	80.5	40
1/2/2022	12:15	KZ	1,743	1,661	5.0	80.6	80	39
1/2/2022	16:10	KZ	1,737	1,656	5.0	74.9	80.4	39

Table 9
Summary of System One Operating Data

Colonial Pipeline Company
2020-L1-SR2448
Huntersville, North Carolina

Date	Time	Initials	Inlet Temperature (Deg. F)	Outlet Temperature (Deg. F)	Signal (V)	Flame Ox VFD Speed (%)	Blower VFD Speed (%)	Vacuum (Inches of H_2O)
1/3/2022	7:22	JDS	1,733	1,652	5.0	76.3	81.3	38
1/3/2022	7:26	VJH	1,680	1,510	5.0	23	81	140
1/3/2022	11:14	JDS	1,758	1,675	5.0	84.4	83.1	43
1/3/2022	16:16	JDS	1,747	1,661	5.0	81.3	82.9	42
1/4/2022	7:35	JDS	1,739	1,656	5.0	81.9	85.8	44
1/4/2022	13:01	JDS	1,744	1,653	5.0	90.6	82.9	44
1/4/2022	15:14	JSH	1,735	1,651	5.0	78.1	82.7	42
1/5/2022	7:25	BC	1,732	1,647	5.0	76.9	83.4	41
1/5/2022	12:08	JDS	1,741	1,654	5.0	86.5	81.9	41
1/5/2022	15:23	JSH	1,740	1,654	5.0	78.6	81.5	41
1/6/2022	7:29	JSH	1,735	1,653	5.0	72.6	83.3	38
1/6/2022	7:35	JDS	1,748	1,667	5.0	79.4	83.7	41
1/6/2022	12:20	BC	1,689	1,616	5.0	40.8	117.2	95
1/6/2022	16:28	BC	1,731	1,644	5.0	57	87.4	48
1/7/2022	7:25	BC	1,728	1,652	5.0	69.2	88.9	42
1/7/2022	12:07	MT	1,642	1,553	5.0	40	98.2	114
1/7/2022	15:43	JDS	1,741	1,661	5.0	72.4	86.7	45
1/8/2022	7:30	JDS	1,730	1,653	5.0	67.6	90	48
1/8/2022	12:28	JDS	1,740	1,654	5.0	91.1	88.9	48
1/8/2022	15:30	JDS	1,749	1,661	5.0	81.9	81.9	46
1/9/2022	7:38	KZ	1,740	1,654	5.0	83.4	78.8	46
1/9/2022	12:08	KZ	1,750	1,660	5.0	94.1	77.7	47
1/9/2022	15:30	KZ	1,747	1,656	5.0	89.2	77.2	46
1/10/2022	7:30	BC	1,734	1,654	5.0	72.7	80.6	42
1/10/2022	12:39	JDS	1,739	1,652	5.0	78.8	77.7	44
1/10/2022	15:46	JDS	1,739	1,652	5.0	81.1	78.1	47

Table 9
Summary of System One Operating Data

Colonial Pipeline Company
2020-L1-SR2448
Huntersville, North Carolina

Date	Time	Initials	Inlet Temperature (Deg. F)	Outlet Temperature (Deg. F)	Signal (V)	Flame Ox VFD Speed (%)	Blower VFD Speed (%)	Vacuum (Inches of H_2O)
1/11/2022	7:33	BC	1,732	1,651	5.0	66.2	79.6	40
1/11/2022	12:50	KZ	1,732	1,649	5.0	74.9	76.7	39
1/11/2022	15:43	JDS	1,740	1,659	5.0	80	77.2	38
1/12/2022	7:52	JDS	1,740	1,657	5.0	71.7	80.7	46
1/12/2022	11:58	BC	1,750	1,656	5.00	95.7	77.8	46
1/12/2022	13:30	JDS	1,743	1,653	5.00	89.3	76.3	40
1/12/2022	15:34	JDS	1,725	1,640	5.00	79.6	76.3	38
1/13/2022	7:35	BC	1,733	1,649	5.00	71.4	80	48
1/13/2022	12:26	JDS	1,746	1,655	5.00	89.7	76	38
1/13/2022	15:42	JDS	1,772	1,685	5.00	97	76	40
1/14/2022	7:26	BC	1,732	1,651	5.00	68	76.9	36
1/14/2022	11:48	JDS	1,740	1,655	5.00	75.3	77.8	52
1/14/2022	14:55	MT	1,739	1,655	5.00	77.4	75.5	39
1/15/2022	7:31	MT	1,729	1,649	5.00	67.2	78.1	37
1/15/2022	12:20	BC	1,733	1,653	5.00	69	77.1	40
1/15/2022	16:05	BC	1,731	1,650	5.00	68.4	77	38
1/16/2022	System down due to winter storm							
1/17/2022	System down due to winter storm							
1/18/2022	12:45	BC	1,732	1,653	5.00	95.2	78.8	38
1/18/2022	15:34	MT	1,741	1,658	5.00	81	77.6	36
1/19/2022	7:30	BC	1,727	1,650	5.00	61.2	80.2	50
1/19/2022	15:12	BC	1,718	1,647	5.00	58.5	76.8	38
1/19/2022	16:33	BC	1,738	1,654	5.00	55	76.3	38
1/20/2022	7:50	BC	1,698	1,661	5.00	49.4	79.5	38
1/20/2022	12:02	BC	1,735	1,650	5.00	58.5	76.5	38
1/20/2022	16:04	MT	1,740	1,650	5.00	54.2	76.9	38

Table 9
Summary of System One Operating Data

Colonial Pipeline Company
2020-L1-SR2448
Huntersville, North Carolina

Date	Time	Initials	Inlet Temperature (Deg. F)	Outlet Temperature (Deg. F)	Signal (V)	Flame Ox VFD Speed (%)	Blower VFD Speed (%)	Vacuum (Inches of H_2O)
1/21/2022	11:35	BC	1,718	1,659	5.00	67.3	80.1	38
1/21/2022	12:15	BC	1,717	1,649	5.00	66.1	78.7	38
1/21/2022	16:05	CSM	1,737	1,658	5.00	61	77.9	38
1/22/2022	8:47	MT	1,755	1,675	5.00	55.1	81.9	39
1/22/2022	12:09	MT	1,737	1,655	5.00	71.6	75.3	45
1/22/2022	15:00	MT	1,736	1,653	5.00	84.9	77.7	37
1/23/2022	10:30	CSM	1,736	1,650	5.00	70	77.1	37
1/23/2022	13:00	CSM	1,737	1,651	5.00	70.8	76.2	37
1/23/2022	15:40	CSM	1,733	1,654	5.00	63	77.1	36
1/24/2022	8:24	JDS	1,733	1,655	5.00	65	80.3	18
1/24/2022	11:49	JDS	1,738	1,652	5.00	81.3	76.9	40
1/24/2022	16:28	BC	1,725	1,638	5.00	77.3	76.3	40
1/25/2022	7:21	JDS	1,738	1,656	5.00	71.6	77.8	40
1/25/2022	12:38	JDS	1,741	1,655	5.00	82.9	76.4	40
1/25/2022	16:14	JDS	1,739	1,653	5.00	76.6	76.7	41
1/26/2022	7:21	JDS	1,734	1,653	5.00	72.8	82.8	41
1/26/2022	11:41	JDS	1,407	1,349	5.00	40	76	17
1/26/2022	15:37	JDS	1,404	1,344	5.00	30	75.7	16
1/27/2022	7:25	JDS	1,408	1,348	5.00	30	68.7	14
1/27/2022	12:05	JDS	1,407	1,344	5.00	30	66.5	14
1/27/2022	16:02	JDS	1,405	1,343	5.00	30	65.8	14
1/28/2022	7:30	BC	1,401	1,338	5.00	30	67.7	14
1/28/2022	System down due to winter storm							
1/29/2022	System down due to winter storm							
1/29/2022	16:32	JDS	1,645	1,576	5.00	40	70	36
1/30/2022	8:30	KZ	1,580	1,516	5.00	40	83.3	34
1/30/2022	11:23	KZ	1,739	1,661	5.00	64.1	82.2	36
1/30/2022	15:30	KZ	1,735	1,656	5.00	70	81.1	36

Table 9
Summary of System One Operating Data

Colonial Pipeline Company
2020-L1-SR2448
Huntersville, North Carolina

Date	Time	Initials	Inlet Temperature (Deg. F)	Outlet Temperature (Deg. F)	Signal (V)	Flame Ox VFD Speed (%)	Blower VFD Speed (%)	Vacuum (Inches of H_2O)
1/31/2022	7:24	BC	1,736	1,651	5.00	53	84.3	40
1/31/2022	13:02	JDS	1,733	1,654	5.00	73.3	81.1	37
1/31/2022	15:31	JDS	1,739	1,653	5.00	93.8	82.7	42
2/1/2022	7:19	JDS	1,739	1,653	5.00	56.1	85.1	46
2/1/2022	12:18	JDS	1,735	1,654	5.00	78.2	83	42
2/1/2022	16:58	CSM	1,736	1,651	5.00	82.5	83.1	40
2/2/2022	7:18	JDS	1,745	1,656	5.00	46.7	87	40
2/2/2022	11:16	JDS	1,737	1,652	5.00	84.2	84.2	43
2/2/2022	16:12	JDS	1,740	1,657	5.00	85.2	83.4	43
2/3/2022	7:41	BC	1,731	1,648	5.00	80.5	84.4	42
2/3/2022	12:36	JDS	1,736	1,658	5.00	87.2	83.7	42
2/3/2022	16:27	BC	1,733	1,653	5.00	75.2	83.4	42
2/4/2022	7:32	BC	1,745	1,658	5.00	100	82.4	42
2/4/2022	12:10	BC	1,736	1,649	5.00	88.3	82.5	42
2/4/2022	15:45	CSM	1,742	1,654	5.00	88.8	82.2	42
2/5/2022	7:32	MT	1,730	1,651	5.00	65.5	84.9	41
2/5/2022	10:51	MT	1,733	1,655	5.00	73.9	84.3	42
2/5/2022	15:26	MT	1,731	1,653	5.00	66.7	83.1	41
2/6/2022	8:46	KZ	1,733	1,656	5.00	61.1	86.5	45
2/6/2022	13:15	KZ	1,734	1,652	5.00	78.2	83.4	43
2/6/2022	15:45	KZ	1,734	1,658	5.00	74.2	83.5	43
2/7/2022	7:25	BC	1,731	1,649	5.00	80.2	84.2	42
2/7/2022	11:50	RDC	1,736	1,653	5.00	80.7	84.5	42
2/7/2022	17:00	BC	1,724	1,647	5.00	70.4	83.8	42
2/8/2022	7:25	BC	1,727	1,649	5.00	73.7	84.9	42
2/8/2022	12:50	JFO	1,741	1,653	5.00	78.2	82.6	40
2/8/2022	16:58	JDS	1,740	1,656	5.00	59.7	83.4	44

Table 9
Summary of System One Operating Data

Colonial Pipeline Company
2020-L1-SR2448
Huntersville, North Carolina

Date	Time	Initials	Inlet Temperature (Deg. F)	Outlet Temperature (Deg. F)	Signal (V)	Flame Ox VFD Speed (%)	Blower VFD Speed (%)	Vacuum (Inches of H_2O)
2/9/2022	7:36	JDS	1,737	1,656	5.00	58.6	85.4	41
2/9/2022	12:40	BC	1,738	1,659	5.00	84.2	82.4	42
2/10/2022	7:42	JDS	1,736	1,656	5.00	65.4	84.9	42
2/10/2022	12:02	JDS	1,740	1,656	5.00	80.3	82.4	42
2/10/2022	16:06	JFO	1,735	1,651	5.00	84	82.3	41
2/11/2022	7:38	JDS	1,731	1,656	5.00	66.9	85	42
2/11/2022	12:18	JFO	1,742	1,659	5.00	83.2	82.1	41
2/11/2022	15:25	JFO	1,737	1,654	5.00	82.4	82.2	41
2/12/2022	8:35	VJH	1,734	1,652	5.00	74.7	84	41
2/12/2022	12:09	VJH	1,741	1,656	5.00	85.5	82.1	41
2/12/2022	15:13	VJH	1,734	1,652	5.00	83	82.1	41
2/13/2022	8:14	KZ	1,737	1,656	5.00	77.6	84	44
2/13/2022	12:38	KZ	1,735	1,656	5.00	79.2	83.6	44
2/13/2022	16:00	KZ	1,735	1,652	5.00	77.2	84	44
2/14/2022	7:39	JDS	1,730	1,653	5.0	64.6	86.4	44
2/14/2022	13:08	Rdc	1,743	1,661	5.0	80.5	83.5	42
2/14/2022	16:43	JDS	1,752	1,683	5.0	66.8	80.6	38
2/15/2022	10:05	JDS	System offline for O&M					
2/15/2022	12:05	JDS	1,732	1,654	5.0	58.4	72.1	32
2/15/2022	16:01	RDC	1,730	1,651	5.0	67.7	82.2	37
2/16/2022	7:50	JDS	1,734	1,658	5.0	69.7	85.6	42
2/16/2022	13:07	JDS	1,743	1,660	5.0	93.9	83.1	43
2/16/2022	16:07	JDS	1,730	1,649	5.0	77.5	82.3	41
2/17/2022	7:16	JDS	1,737	1,655	5.0	80.4	83.2	41
2/17/2022	12:40	JDS	1,737	1,648	5.0	92.4	81.5	40
2/17/2022	15:47	JDS	1,735	1,651	5.0	86.7	83.6	40

Table 9
Summary of System One Operating Data

Colonial Pipeline Company
2020-L1-SR2448
Huntersville, North Carolina

Date	Time	Initials	Inlet Temperature (Deg. F)	Outlet Temperature (Deg. F)	Signal (V)	Flame Ox VFD Speed (%)	Blower VFD Speed (%)	Vacuum (Inches of H_2O)
2/18/2022	8:14	JDS	1,740	1,659	5.0	84.9	84.2	38
2/18/2022	12:24	JFO	1,735	1,654	5.0	80.3	83.3	38
2/18/2022	15:51	BC	1,738	1,654	5.0	78.3	83.6	38
2/19/2022	8:11	JDS	1,731	1,652	5.0	66.6	87.2	40
2/19/2022	13:31	JDS	1,738	1,653	5.0	82.6	80.7	40
2/19/2022	15:56	JDS	1,771	1,682	5.0	100	80.7	38
2/20/2022	8:15	KZ	1,733	1,655	5.0	68.3	84.5	40
2/20/2022	13:15	KZ	1,734	1,655	5.0	74	80.9	40
2/20/2022	15:40	KZ	1,734	1,654	5.0	72.8	81.3	40
2/21/2022	System Offline							
2/22/2022	7:32	JDS	1,730	1,651	5.0	67	81.3	39
2/22/2022	11:58	JDS	1,743	1,656	5.0	84.1	81.4	41
2/22/2022	15:52	JFO	1,737	1,653	5.0	86	80.4	40
2/23/2022	7:24	JDS	1,739	1,653	5.0	88	81	40
2/23/2022	12:19	JDS	1,729	1,650	5.0	70.1	81.3	40
2/23/2022	16:23	JDS	1,405	1,349	5.0	30	75.4	20
2/24/2022	7:31	JFO	1,401	1,347	5.0	30	56.1	10
2/24/2022	11:57	BC	1,402	1,328	5.0	30	56.2	10
2/24/2022	16:22	BC	1,401	1,336	5.0	30	56.2	10
2/25/2022	7:35	JDS	1,695	1,598	5.0	30	83.6	36
2/25/2022	12:07	JDS	1,749	1,658	5.0	40.2	82.6	34
2/25/2022	15:37	JDS	1,739	1,652	5.0	59.2	82.6	40
2/26/2022	8:02	JSH	1,745	1,655	5.0	49	85.3	40
2/26/2022	11:09	JSH	1,741	1,656	5.0	50.5	84.6	40
2/26/2022	15:06	JSH	1,742	1,653	5.0	50.5	84	40
2/27/2022	7:35	KZ	1,745	1,656	5.0	55	85.1	44
2/27/2022	12:10	KZ	1,740	1,655	5.0	59.1	86.2	44
2/27/2022	15:50	KZ	1,744	1,653	5.0	53.6	84.9	45

Table 9
Summary of System One Operating Data

Colonial Pipeline Company
2020-L1-SR2448
Huntersville, North Carolina

Date	Time	Initials	Inlet Temperature (Deg. F)	Outlet Temperature (Deg. F)	Signal (V)	Flame Ox VFD Speed (%)	Blower VFD Speed (%)	Vacuum (Inches of H_2O)
2/28/2022	7:25	BC	1,460	1,329	5.0	23	82.1	70
2/28/2022	13:14	JDS	1,738	1,656	5.0	59.6	83.3	42
2/28/2022	15:14	JSH	1,736	1,654	5.0	58.6	86.3	42
3/1/2022	7:32	JDS	1,738	1,654	5.0	53.7	88.8	42
3/1/2022	12:42	JDS	1,739	1,652	5.0	60.6	85.6	44
3/1/2022	15:43	JDS	1,739	1,660	5.0	63.7	85.5	43
3/2/2022	7:42	BC	1,735	1,650	5.0	58.1	88.2	42
3/2/2022	11:29	JDS	1,736	1,654	5.0	63.7	85.7	44
3/2/2022	16:25	CSM	1,730	1,652	5.0	68.5	85.2	44
3/2/2022	16:57	BC	1,735	1,652	5.0	65.6	82.5	36
3/3/2022	8:44	JFO	1,744	1,654	5.0	49.1	86	38
3/3/2022	12:47	JFO	1,743	1,652	5.0	56.2	82.9	38
3/3/2022	16:03	JDS	1,740	1,656	5.0	54	82.5	38
3/4/2022	7:35	JDS	1,738	1,653	5.0	56.1	88	43
3/4/2022	12:35	MT	1,737	1,652	5.0	56.6	86.3	43
3/4/2022	15:45	BC	1,743	1,660	5.0	53.2	88	40
3/5/2022	7:48	BC	1,737	1,652	5.0	45.8	87.8	40
3/5/2022	12:30	BC	1,740	1,652	5.0	57.6	85.1	40
3/5/2022	15:38	BC	1,743	1,653	5.0	56.2	84.5	40
3/6/2022	7:48	KZ	1,739	1,653	5.0	56.2	86.4	43
3/6/2022	13:15	KZ	1,744	1,656	5.0	66.7	84.7	42
3/6/2022	15:45	KZ	1,741	1,650	5.0	62.7	84.2	41
3/7/2022	7:38	BC	1,738	1,652	5.0	57.5	85.6	41
3/7/2022	12:47	BC	1,736	1,650	5.0	64.4	83.6	40
3/7/2022	15:49	JSH	1,737	1,648	5.0	59.7	83.6	40
3/8/2022	7:19	JDS	1,739	1,654	5.0	54.4	86.7	40
3/8/2022	12:45	JDS	1,742	1,655	5.0	61.7	85.5	42
3/8/2022	15:48	JDS	1,743	1,657	5.0	54.7	86	42

Table 9
Summary of System One Operating Data

Colonial Pipeline Company
2020-L1-SR2448
Huntersville, North Carolina

Date	Time	Initials	Inlet Temperature (Deg. F)	Outlet Temperature (Deg. F)	Signal (V)	Flame Ox VFD Speed (%)	Blower VFD Speed (%)	Vacuum (Inches of H_2O)
3/9/2022	7:18	JDS	1,732	1,646	5.0	56.7	87.3	44
3/9/2022	11:11	JDS	1,731	1,652	5.0	70	86.9	44
3/9/2022	15:24	MT	1,733	1,653	5.0	59.2	86.6	44
3/9/2022	15:42	VJH	1,731	1,651	5.0	61.2	86.5	42
3/10/2022	7:30	CSM	1,724	1,646	5.0	61.6	88	42
3/10/2022	12:06	JDS	1,737	1,658	5.0	75.8	88.1	44
3/10/2022	15:15	JSH	1,735	1,655	5.0	72.6	87.4	45
3/11/2022	7:29	JDS	1,730	1,650	5.0	75.8	89.1	46
3/11/2022	11:15	JDS	1,739	1,659	5.0	83.7	86	46
3/11/2022	15:26	JDS	1,734	1,654	5.0	76.8	86.1	45
3/12/2022	8:33	JDS	1,735	1,657	5.0	69.1	86.8	46
3/12/2022	12:53	JDS	1,734	1,657	5.0	60.2	86.9	46
3/12/2022	15:07	JDS	1,727	1,651	5.0	58.4	86.7	46
3/13/2022	Power Outage							
3/14/2022	9:19	JFO	1,746	1,696	5.0	56	82.5	44
3/14/2022	12:26	JDS	1,734	1,654	5.0	70	79.1	42
3/14/2022	16:14	CSM	1,718	1,634	5.0	66.4	84.9	42
3/15/2022	8:04	BC	1,725	1,650	5.0	58.9	87.1	42
3/15/2022	11:36	JSH	1,741	1,657	5.0	83.5	85.4	45
3/15/2022	15:44	CSM	1,734	1,651	5.0	72.5	84.1	42
3/16/2022	7:21	JDS	1,729	1,653	5.0	61.6	86	44
3/16/2022	11:51	JDS	1,733	1,653	5.0	72	85.1	44
3/16/2022	15:30	JSH	1,735	1,653	5.0	73.6	85.2	44
3/17/2022	7:30	JFO	1,727	1,651	5.0	60.2	85.3	42
3/17/2022	11:57	JDS	1,735	1,657	5.0	68.1	84.1	44
3/17/2022	15:56	JDS	1,777	1,707	5.0	63.7	82.6	42

Table 9
Summary of System One Operating Data

Colonial Pipeline Company
2020-L1-SR2448
Huntersville, North Carolina

Date	Time	Initials	Inlet Temperature (Deg. F)	Outlet Temperature (Deg. F)	Signal (V)	Flame Ox VFD Speed (%)	Blower VFD Speed (%)	Vacuum (Inches of H_2O)
3/18/2022	7:22	JFO	1,730	1,653	5.0	61.1	85.4	41
3/18/2022	11:15	JDS	1,744	1,660	5.0	80.8	86	45
3/18/2022	15:35	CSM	1,739	1,656	5.0	79.3	85	42
3/19/2022	7:36	VJH	1,733	1,651	5.0	75.6	86.5	44
3/19/2022	12:01	VJH	1,741	1,657	5.0	80.6	85.5	44
3/19/2022	15:12	VJH	1,736	1,654	5.0	82.7	84.1	44
3/20/2022	7:50	KZ	1,727	1,648	5.0	69	87.5	47
3/20/2022	11:47	KZ	1,735	1,657	5.0	70.9	86.3	47
3/20/2022	15:20	KZ	1,739	1,656	5.0	77.4	85.5	47
3/21/2022	7:55	VJH	1,726	1,648	5.0	62.9	88.7	44
3/21/2022	12:21	JDS	1,735	1,659	5.0	66.1	85.7	43
3/21/2022	16:26	JDS	1,729	1,653	5.0	65.2	84.8	42
3/22/2022	7:16	JDS	1,730	1,654	5.0	65.5	87.7	43
3/22/2022	12:30	MT	Down for maintenance					
3/22/2022	17:28	MT	1,730	1,664	5.0	59.3	76.6	24
3/23/2022	7:34	BC	1,731	1,648	5.0	55.1	83	28
3/23/2022	12:06	JDS	1,737	1,656	5.0	78.2	90.1	32
3/23/2022	16:02	JDS	1,736	1,653	5.0	91.3	86.3	20
3/24/2022	7:20	RDC	1,751	1,655	5.0	68.8	89.4	19
3/24/2022	16:11	JDS	1,781	1,700	5.0	90.7	90	24
3/25/2022	7:32	JDS	1,778	1,695	5.0	100	92.4	23
3/25/2022	9:35	JDS	Offline for vacuum line tie in					
3/25/2022	17:05	BC	1,732	1,663	5.0	69.1	88.3	12
3/26/2022	7:26	MT	1,735	1,656	5.0	75.3	81	10
3/26/2022	11:47	MT	1,742	1,651	5.0	65.5	88.2	10
3/26/2022	15:40	MT	1,751	1,650	5.0	68.8	85.3	10

Table 9
Summary of System One Operating Data

Colonial Pipeline Company
2020-L1-SR2448
Huntersville, North Carolina

Date	Time	Initials	Inlet Temperature (Deg. F)	Outlet Temperature (Deg. F)	Signal (V)	Flame Ox VFD Speed (%)	Blower VFD Speed (%)	Vacuum (Inches of H_2O)
3/27/2022	7:47	KZ	1,734	1,651	5.0	62.5	91.4	10
3/27/2022	11:45	KZ	1,748	1,655	5.0	65.4	89.2	10
3/27/2022	16:15	KZ	1,743	1,649	5.0	65.5	88.2	10
3/28/2022	7:25	BC	1,462	1,342	5.0	23	84.3	60
3/28/2022	7:33	BC	1,737	1,642	5.0	69	92.1	14
3/28/2022	11:28	JDS	1,741	1,659	5.0	94	78.8	17
3/28/2022	15:40	JDS	System offline for fusible link replacement					
3/29/2022	System offline for fusible link replacement							
3/30/2022	15:25	JDS	1,737	1,654	5.0	58.3	49.7	12
3/31/2022	7:47	JDS	1,753	1,654	5.0	47.6	49.6	12
3/31/2022	11:26	MT	1,472	1,435	5.0	30	53.6	18
3/31/2022	15:11	JDS	1,405	1,346	5.0	30	51.4	18
4/1/2022	8:34	BC	1,404	1,340	5.0	23	53.1	18
4/1/2022	12:05	JSH	1,405	1,342	5.0	23	52.3	18.5
4/1/2022	16:34	JDS	1,511	1,445	5.0	30	50.2	12
4/2/2022	7:59	JSH	1,641	1,570	5.0	30	59.2	19
4/2/2022	12:30	JSH	1,618	1,550	5.0	30	57.5	19
4/2/2022	15:50	RDC	1,577	1,531	5.0	30	57.3	18
4/3/2022	7:50	KZ	1,532	1,496	5.0	30	58.6	18
4/3/2022	11:50	KZ	1,602	1,541	5.0	30	57.6	19
4/3/2022	15:25	KZ	1,615	1,549	5.0	30	56.6	19
4/4/2022	7:42	JFO	1,731	1,653	5.0	40	59.4	19
4/4/2022	12:46	JDS	1,697	1,615	5.0	30	57.6	18
4/4/2022	15:57	JDS	1,737	1,648	5.0	48.5	58.4	22
4/5/2022	7:24	JDS	1,731	1,654	5.0	72.5	60.1	22
4/5/2022	11:15	MT	1,748	1,650	5.0	64.4	59.4	22
4/6/2022	7:41	JDS	1,751	1,653	5.0	63.4	59.6	24
4/6/2022	12:15	JDS	1,735	1,656	5.0	75	58.5	22

Table 9
Summary of System One Operating Data

Colonial Pipeline Company
2020-L1-SR2448
Huntersville, North Carolina

Date	Time	Initials	Inlet Temperature (Deg. F)	Outlet Temperature (Deg. F)	Signal (V)	Flame Ox VFD Speed (%)	Blower VFD Speed (%)	Vacuum (Inches of H_2O)
4/8/2022	7:28	JDS	1,732	1,656	5.0	51.1	51.6	16
4/8/2022	12:26	JDS	1,720	1,653	5.0	54.8	51.2	19
4/8/2022	15:44	BC	1,731	1,653	5.0	69.2	52.8	21
4/9/2022	7:38	VJH	1,724	1,655	5.0	58.4	53.3	20
4/9/2022	12:00	VJH	1,720	1,651	5.0	55.2	52.3	20
4/9/2022	15:21	VJH	1,715	1,648	5.0	52.4	52.1	20
4/10/2022	7:46	KZ	1,716	1,651	5.0	55.9	54.1	20
4/10/2022	12:00	KZ	1,719	1,651	5.0	56.7	52.5	20
4/10/2022	16:10	KZ	1,731	1,656	5.0	60.6	51.9	20
4/11/2022	7:16	BC	1,716	1,653	5.0	53.5	54.8	20
4/11/2022	11:57	JDS	1,730	1,652	5.0	83.1	53.9	24
4/11/2022	16:14	JDS	1,721	1,651	5.0	84.1	53.3	24
4/12/2022	7:18	BC	1,729	1,652	5.0	81	55	24
4/12/2022	13:06	JDS	1,732	1,657	5.0	88.1	53.7	24
4/12/2022	15:40	JDS	1,724	1,653	5.0	73.1	57.1	22
4/13/2022	7:14	JDS	1,726	1,655	5.0	75	58.1	22
4/13/2022	12:24	BC	1,759	1,692	5.0	62.2	55.4	18
4/13/2022	16:08	JDS	1,724	1,655	5.0	59.9	54.1	18
4/14/2022	7:11	JDS	1,723	1,651	5.0	93.1	58	24
4/14/2022	12:00	JSH	1,724	1,652	5.0	92.8	57.4	22
4/14/2022	16:02	JDS	1,733	1,653	5.0	95.3	56.9	23
4/15/2022	7:40	CSM	1,716	1,651	5.0	61.2	56.9	20
4/15/2022	11:26	JSH	1,719	1,652	5.0	66.1	56.1	19
4/15/2022	15:18	JSH	1,722	1,648	5.0	67.8	55.2	19
4/16/2022	12:11	MT	1,721	1,651	5.0	69.3	55.4	19
4/16/2022	15:23	MT	1,722	1,653	5.0	68.3	55.3	19

Table 9
Summary of System One Operating Data

Colonial Pipeline Company
2020-L1-SR2448
Huntersville, North Carolina

Date	Time	Initials	Inlet Temperature (Deg. F)	Outlet Temperature (Deg. F)	Signal (V)	Flame Ox VFD Speed (%)	Blower VFD Speed (%)	Vacuum (Inches of H_2O)
4/17/2022	7:40	CSM	1,717	1,652	5.0	61.3	56.4	20
4/17/2022	12:36	JDS	1,723	1,655	5.0	88.9	55.9	20
4/17/2022	15:24	JDS	1,730	1,653	5.0	84.3	55.6	22
4/18/2022	7:24	JSH	1,728	1,630	5.0	98.5	58.1	22
4/18/2022	11:39	JDS	1,718	1,653	5.0	73.6	57.7	22
4/18/2022	15:26	JDS	1,727	1,653	5.0	86.2	58.9	24
4/19/2022	7:40	JDS	1,736	1,662	5.0	95.7	59.7	24
4/19/2022	13:02	JDS	1,719	1,651	5.0	85.8	58.2	23
4/19/2022	15:32	CSM	1,745	1,653	5.0	82.8	57.4	23
4/20/2022	7:24	JFO	1,735	1,656	5.0	86.1	59.8	22
4/20/2022	11:55	JFO	1,741	1,657	5.0	84	58.6	22
4/20/2022	15:17	JFO	1,717	1,642	5.0	70.8	57	21
4/21/2022	7:21	JDS	1,725	1,654	5.0	75.7	58.9	22
4/21/2022	11:40	JDS	1,742	1,661	5.0	98.9	58.3	22
4/21/2022	15:38	CSM	1,731	1,654	5.0	98.2	57.4	22
4/22/2022	7:22	JDS	1,716	1,653	5.0	61.7	57	20
4/22/2022	11:36	BC	1,719	1,639	5.0	83.2	56.8	20
4/22/2022	15:21	VJH	1,737	1,654	5.0	81.4	55.8	20
4/23/2022	7:48	JSH	1,719	1,657	5.0	59.9	56.5	18
4/23/2022	11:26	JSH	1,719	1,654	5.0	65.4	55.5	18
4/23/2022	14:52	JSH	1,719	1,649	5.0	66	54.8	18
4/24/2022	7:43	KZ	1,714	1,651	5.0	58.9	56.5	18
4/24/2022	12:16	KZ	1,723	1,658	5.0	64.4	55.3	18
4/24/2022	15:15	KZ	1,720	1,647	5.0	63.2	54.5	18
4/25/2022	7:46	JSH	1,725	1,654	5.0	69.2	56.3	18
4/25/2022	14:03	JDS	1,724	1,653	5.0	72.9	55.5	20
4/25/2022	15:47	JDS	1,727	1,656	5.0	88.8	55.7	21

Table 9
Summary of System One Operating Data

Colonial Pipeline Company
2020-L1-SR2448
Huntersville, North Carolina

Date	Time	Initials	Inlet Temperature (Deg. F)	Outlet Temperature (Deg. F)	Signal (V)	Flame Ox VFD Speed (%)	Blower VFD Speed (%)	Vacuum (Inches of H_2O)
4/26/2022	7:32	JDS	1,736	1,651	5.0	83.6	57.1	22
4/26/2022	12:53	JDS	1,723	1,654	5.0	85.4	56	22
4/26/2022	15:39	JDS	1,715	1,649	5.0	86.1	56.7	22
4/27/2022	7:28	JDS	1,729	1,653	5.0	95.3	59	22
4/28/2022	16:54	JDS	1,731	1,660	5.0	49.7	54.2	24
4/29/2022	7:38	BC	1,746	1,643	5.0	53.2	54.6	22
4/29/2022	12:33	JSH	1,729	1,657	5.0	69.4	55.4	26
4/29/2022	15:13	JSH	1,731	1,653	5.0	70	53.6	22
4/30/2022	8:27	JDS	1,715	1,655	5.0	60.1	55.2	22
4/30/2022	11:00	JDS	1,733	1,660	5.0	88.2	55.8	26
4/30/2022	15:22	JDS	1,730	1,652	5.0	79.4	54.6	26
5/1/2022	7:52	KZ	1,748	1,657	5.0	80.9	56.6	26
5/1/2022	11:26	KZ	1,731	1,652	5.0	76.2	55.5	26
5/1/2022	16:20	KZ	1,721	1,645	5.0	82.7	54.9	25
5/2/2022	7:13	JFO	1,729	1,645	5.0	74.5	55	22
5/2/2022	12:55	CSM	1,735	1,658	5.0	82.9	54.5	26
5/2/2022	15:10	JD	1,729	1,649	5.0	76.1	54.2	26
5/3/2022	7:15	JDS	1,738	1,651	5.0	80	55.9	26
5/3/2022	12:36	JFO	1,695	1,619	5.0	74	52	20
5/3/2022	15:04	JDS	1,752	1,661	5.0	80.7	53.1	24
5/4/2022	7:39	JDS	1,728	1,653	5.0	72.9	54.6	24
5/4/2022	12:55	BC	1,723	1,649	5.0	73.9	53.6	24
5/4/2022	15:06	JDS	1,735	1,651	5.0	77.5	53.1	23
5/5/2022	7:26	JDS	1,738	1,656	5.0	78.9	55.3	24
5/5/2022	12:47	BC	1,734	1,654	5.0	81.5	54.2	24
5/5/2022	15:14	JDS	1,721	1,650	5.0	83	53.6	24

Table 9
Summary of System One Operating Data

Colonial Pipeline Company
2020-L1-SR2448
Huntersville, North Carolina

Date	Time	Initials	Inlet Temperature (Deg. F)	Outlet Temperature (Deg. F)	Signal (V)	Flame Ox VFD Speed (%)	Blower VFD Speed (%)	Vacuum (Inches of H_2O)
5/6/2022	8:51	JDS	1,731	1,658	5.0	88.2	54.9	25
5/6/2022	11:39	CSM	1,739	1,653	5.0	85.2	54.2	24
5/6/2022	14:11	JDS	1,731	1,654	5.0	92.1	54	24
5/7/2022	7:25	MT	1,740	1,656	5.0	84.7	54.5	22
5/7/2022	12:02	MT	1,727	1,655	5.0	71.3	53.2	24
5/7/2022	14:57	MT	1,729	1,653	5.0	73.1	52.9	24
5/8/2022	7:44	KZ	1,724	1,654	5.0	73.3	54.6	21
5/8/2022	11:41	KZ	1,722	1,651	5.0	68.5	54.8	21
5/8/2022	15:05	KZ	1,726	1,653	5.0	74.8	54.5	21
5/9/2022	7:51	JSH	1,720	1,655	5.0	64.8	55.2	23
5/9/2022	12:19	JDS	1,727	1,656	5.0	66.8	55.7	23
5/9/2022	15:25	JDS	1,724	1,650	5.0	88.5	55.5	26
5/10/2022	7:23	JSH	1,737	1,656	5.0	91.7	57.9	37
5/10/2022	12:46	JDS	1,736	1,656	5.0	100	56.3	26
5/10/2022	16:53	JDS	1,716	1,647	5.0	88	54.3	24
5/11/2022	7:21	JDS	1,732	1,655	5.0	88.1	56.3	24
5/11/2022	13:35	JDS	1,717	1,649	5.0	86.7	54.4	24
5/11/2022	15:15	JSH	1,725	1,654	5.0	89.3	54.1	23
5/12/2022	7:41	BC	1,721	1,650	5.0	76.7	55.8	24
5/12/2022	12:28	JDS	1,724	1,652	5.0	73.6	54.7	26
5/12/2022	15:28	JDS	1,729	1,651	5.0	73	54.4	24
5/13/2022	7:44	BC	1,708	1,635	5.0	92.9	55.8	24
5/13/2022	12:25	JFO	1,726	1,652	5.0	76	54.7	22
5/13/2022	15:22	BC	1,736	1,655	5.0	76.6	53.8	24
5/14/2022	7:47	JFO	1,716	1,652	5.0	55	53.8	20
5/14/2022	12:20	JFO	1,715	1,653	5.0	54.6	52.1	20
5/14/2022	15:49	JFO	1,721	1,654	5.0	56.7	52	20

Table 9
Summary of System One Operating Data

Colonial Pipeline Company
2020-L1-SR2448
Huntersville, North Carolina

Date	Time	Initials	Inlet Temperature (Deg. F)	Outlet Temperature (Deg. F)	Signal (V)	Flame Ox VFD Speed (%)	Blower VFD Speed (%)	Vacuum (Inches of H_2O)
5/15/2022	7:27	JSH	1,721	1,655	5.0	60.8	53.3	20
5/15/2022	11:47	JSH	1,724	1,658	5.0	63.8	52.1	20
5/15/2022	15:02	JSH	1,717	1,652	5.0	57.7	51.6	20
5/16/2022	8:43	JDS	1,700	1,693	5.0	45.6	52.2	22
5/17/2022	7:33	JDS	1,729	1,654	5.0	90.1	56.6	24
5/17/2022	11:22	JSH	1,719	1,651	5.0	75.5	54.6	24
5/17/2022	15:17	JDS	1,729	1,656	5.0	78.4	53.4	24
5/18/2022	7:45	JDS	1,717	1,647	5.0	80.9	55.9	24
5/18/2022	11:38	JDS	1,737	1,659	5.0	80	54.6	24
5/18/2022	15:34	JDS	1,725	1,656	5.0	78.4	53.2	24
5/19/2022	7:41	JFO	1,737	1,652	5.0	72.8	54.9	24
5/19/2022	12:43	JDS	1,731	1,656	5.0	94.2	53.7	24
5/19/2022	16:24	JFO	1,719	1,645	5.0	85.5	53	22
5/20/2022	7:28	MT	1,718	1,644	5.0	84.3	52.8	24
5/20/2022	12:44	JDS	1,732	1,653	5.0	88.4	53.6	24
5/20/2022	15:35	BC	1,731	1,654	5.0	92.8	51.8	24
5/21/2022	7:32	JDS	1,723	1,651	5.0	70.8	53.3	22
5/21/2022	12:16	JDS	1,731	1,655	5.0	82.4	53.4	24
5/21/2022	16:19	JDS	1,720	1,652	5.0	80.5	54.3	24
5/22/2022	7:32	JSH	1,737	1,655	5.0	77.6	54.8	24
5/22/2022	11:57	JSH	1,724	1,652	5.0	85	54	24
5/22/2022	14:59	JSH	1,725	1,650	5.0	86.4	53.4	24
5/23/2022	7:32	JSH	1,720	1,651	5.0	80	53.4	25
5/23/2022	11:08	JSH	1,726	1,651	5.0	91.6	55	25
5/24/2022	7:33	JDS	1,723	1,652	5.0	70.7	53.7	20
5/24/2022	11:38	JDS	1,404	1,345	5.0	20	55.3	24
5/24/2022	15:19	CSM	1,402	1,339	5.0	20	55.1	25
5/25/2022	15:45	JFO	1,557	1,527	5.0	20	51.8	16

Table 9
Summary of System One Operating Data

Colonial Pipeline Company
2020-L1-SR2448
Huntersville, North Carolina

Date	Time	Initials	Inlet Temperature (Deg. F)	Outlet Temperature (Deg. F)	Signal (V)	Flame Ox VFD Speed (%)	Blower VFD Speed (%)	Vacuum (Inches of H_2O)
5/26/2022	7:21	JSH	1,740	1,658	5.0	47.3	55.1	24
5/26/2022	12:07	JSH	1,725	1,652	5.0	49.3	55.5	26
5/26/2022	14:58	JSH	1,724	1,654	5.0	48.4	54.1	26
5/27/2022	7:28	JFO	1,724	1,653	5.0	64	55	26
5/27/2022	11:46	JFO	1,695	1,622	5.0	62	51	18
5/27/2022	15:19	VJH	1,717	1,651	5.0	53	50.6	19
5/28/2022	8:47	JSH	1,719	1,651	5.0	51.2	52	18
5/28/2022	12:11	JSH	1,723	1,659	5.0	54.3	51.1	18
5/28/2022	14:55	JSH	1,714	1,653	5.0	55.3	50.8	18
5/29/2022	7:48	VJH	1,719	1,654	5.0	54.8		18
5/29/2022	11:52	VJH	1,728	1,655	5.0	53	51.3	18
5/29/2022	15:01	VJH	1,711	1,648	5.0	56.9	50.7	18
5/30/2022	7:50	JFO	1,712	1,651	5.0	51	52.3	18
5/30/2022	12:23	JFO	1,717	1,653	5.0	51.8	50.3	18
5/30/2022	17:15	JFO	1,714	1,649	5.0	51.2	50.4	18
5/31/2022	8:29	JDS	1,710	1,650	5.0	55.7	52	18
5/31/2022	13:10	JDS	1,742	1,656	5.0	100	54.1	24
5/31/2022	15:24	JDS	1,717	1,646	5.0	78.1	52	22
6/1/2022	7:27	JDS	1,719	1,650	5.0	82.7	54.6	22
6/1/2022	13:44	JSH	1,718	1,649	5.0	68.7	51.6	22
6/1/2022	16:05	JDS	1,730	1,651	5.0	75	51.7	22
6/2/2022	7:44	JDS	1,727	1,651	5.0	90.2	54.6	23
6/2/2022	11:48	JDS	1,733	1,657	5.0	98.4	53.2	23
6/2/2022	15:48	JDS	1,728	1,654	5.0	80.8	51.5	21

Table 9
Summary of System One Operating Data

Colonial Pipeline Company
2020-L1-SR2448
Huntersville, North Carolina

Date	Time	Initials	Inlet Temperature (Deg. F)	Outlet Temperature (Deg. F)	Signal (V)	Flame Ox VFD Speed (%)	Blower VFD Speed (%)	Vacuum (Inches of H_2O)
6/3/2022	7:22	JDS	1,725	1,652	5.0	74.1	53.4	22
6/3/2022	11:34	JDS	1,724	1,652	5.0	75	52.7	22
6/3/2022	15:00	JDS	1,730	1,665	5.0	66.6	51.6	19
6/4/2022	7:36	JDS	1,721	1,653	5.0	62.9	53.1	20
6/4/2022	12:30	JDS	1,723	1,655	5.0	85	52.8	22
6/4/2022	16:10	JDS	1,715	1,646	5.0	79.1	52.5	22
6/5/2022	7:52	JSH	1,729	1,652	5.0	96.4	54.9	22
6/5/2022	12:07	JSH	1,742	1,653	5.0	76.35	52.3	20
6/5/2022	14:57	JSH	1,731	1,652	5.0	80.3	52	21
6/6/2022	7:27	MT	1,722	1,654	5.0	80.8	52.3	22
6/6/2022	12:47	MT	1,714	1,650	5.0	82.3	52.8	21
6/6/2022	15:32	JDS	1,716	1,648	5.0	80.8	51.9	21
6/7/2022	7:45	JDS	1,748	1,654	5.0	76.3	53.7	21
6/7/2022	12:21	JDS	1,730	1,653	5.0	75.8	52.3	21
6/7/2022	16:05	JDS	1,714	1,647	5.0	84.1	52.7	21
6/8/2022	7:21	MT	1,717	1,651	5.0	86.7	53.8	21
6/8/2022	12:28	VJH	1,725	1,655	5.0	87.5	52.4	21
6/8/2022	15:25	JDS	1,722	1,650	5.0	84.7	52.4	22
6/9/2022	7:31	JSH	1,723	1,654	5.0	82.4	53.3	22
6/9/2022	11:32	JDS	1,723	1,653	5.0	89.6	52.6	22
6/9/2022	15:00	JDS	1,754	1,663	5.0	76.1	51.3	21
6/10/2022	7:35	KZ	1,744	1,655	5.0	77.8	53.6	21
6/10/2022	11:11	JDS	1,724	1,652	5.0	70.3	52.6	21
6/10/2022	14:55	MT	1,724	1,654	5.0	73.1	52.3	21
6/11/2022	8:40	BC	1,720	1,653	5.0	66.8	52.9	20
6/11/2022	12:41	BC	1,721	1,651	5.0	72.2	52.2	20
6/11/2022	15:51	BC	1,722	1,652	5.0	69.4	51.4	20

Table 9
Summary of System One Operating Data

Colonial Pipeline Company
2020-L1-SR2448
Huntersville, North Carolina

Date	Time	Initials	Inlet Temperature (Deg. F)	Outlet Temperature (Deg. F)	Signal (V)	Flame Ox VFD Speed (%)	Blower VFD Speed (%)	Vacuum (Inches of H_2O)
6/12/2022	8:00	JSH	1,724	1,653	5.0	70.5	52.9	20
6/12/2022	12:15	JSH	1,721	1,652	5.0	70.6	51.6	20
6/13/2022	8:12	RDC	1,724	1,651	5.0	76	52.6	20
6/13/2022	12:08	JDS	1,732	1,658	5.0	77.8	51.1	20
6/13/2022	16:24	JDS	1,719	1,658	5.0	67	51.5	22
6/14/2022	16:33	JDS	1,773	1,724	5.0	56.9	50.9	18
6/15/2022	7:31	JFO	1,721	1,656	5.0	62.5	51.7	18
6/15/2022	12:50	JDS	1,723	1,650	5.0	70	50.8	18
6/15/2022	15:33	JDS	1,723	1,654	5.0	67.7	50.2	18
6/16/2022	7:22	JSH	1,724	1,651	5.0	69.9	55.5	20
6/16/2022	11:30	JDS	1,748	1,687	5.0	64.9	50.1	18
6/16/2022	14:35	JSH	1,716	1,646	5.0	62.3	50	18
6/17/2022	7:28	JDS	1,710	1,649	5.0	52	51.3	18
6/17/2022	12:09	MT	1,727	1,657	5.0	79.3	50.1	22
6/17/2022	15:09	JDS	1,726	1,650	5.0	78	51.2	22
6/18/2022	7:27	JDS	1,743	1,655	5.0	79	53.1	22
6/18/2022	11:17	JDS	1,730	1,647	5.0	80.2	52.6	22
6/18/2022	15:15	JDS	1,721	1,649	5.0	80	51.1	22
6/19/2022	7:40	JSH	1,716	1,650	5.0	77.6	54.6	22
6/19/2022	11:34	JSH	1,723	1,654	5.0	72.8	53.2	22
6/19/2022	15:06	JSH	1,724	1,648	5.0	74.7	52.2	22
6/20/2022	7:37	JDS	1,739	1,660	5.0	81	54.4	22
6/20/2022	11:27	JSH	1,722	1,655	5.0	62.3	53.3	22
6/20/2022	14:53	VJH	1,724	1,653	5.0	74.2	52.4	21

Table 9
Summary of System One Operating Data

Colonial Pipeline Company
2020-L1-SR2448
Huntersville, North Carolina

Date	Time	Initials	Inlet Temperature (Deg. F)	Outlet Temperature (Deg. F)	Signal (V)	Flame Ox VFD Speed (%)	Blower VFD Speed (%)	Vacuum (Inches of H_2O)
6/21/2022	7:27	JFO	1,725	1,655	5.0	68.5	54	21
6/21/2022	15:12	JFO	1,739	1,648	5.0	78.3	52	21
6/22/2022	7:17	JFO	1,744	1,654	5.0	76.6	53.6	21
6/22/2022	11:32	JDS	1,725	1,652	5.0	77	52.2	22
6/22/2022	15:03	VJH	1,713	1,650	5.0	57.3	49.6	19
6/23/2022	7:25	MT	1,720	1,653	5.0	50.1	53.1	18

Notes:
Deg. F - Degrees Fahrenheit
Flame Ox - Flame Oxidation Unit
O&M - Operation and Maintenance
VFD - Variable Frequency Drive
% - Percent
V - Voltage
H_2O - Water

Table 10
Summary of System Two Operating Data

Colonial Pipeline Company
2020-L1-SR2448
Huntersville, North Carolina

Date	Time	Initials	Inlet Temperature (Deg. F)	Outlet Temperature (Deg. F)	Signal (V)	Flame Ox (Hz)	Flame Ox VFD Speed (%)	Blower VFD Speed (%)	Vacuum (Inches of H_2O)	Vacuum (Inches of Hg)
10/4/2020	Initial start-up and system tuning									
To										
10/18/2020										
10/19/2020	System Operational									
To										
12/23/2020										
12/24/2020	System Offline for O&M									
12/25/2020										
12/26/2020										
12/27/2020	System Operational									
To										
1/20/2021										
1/21/2021	System Offline for O&M									
1/22/2021										
1/23/2021	System Operational									
To										
1/30/2021										
1/31/2021	System Offline for monthly gauging									
2/1/2021										
2/2/2021										
2/3/2021	System Operational									
To										
2/22/2021										
2/23/2021	System Offline for O&M									
2/24/2021	System Operational									
To										
3/2/2021										
3/3/2021	System Offline for monthly gauging									
3/4/2021										
3/5/2021										

Table 10
Summary of System Two Operating Data

Colonial Pipeline Company
2020-L1-SR2448
Huntersville, North Carolina

Date	Time	Initials	Inlet Temperature (Deg. F)	Outlet Temperature (Deg. F)	Signal (V)	Flame Ox (Hz)	Flame Ox VFD Speed (%)	Blower VFD Speed (%)	Vacuum (Inches of H_2O)	Vacuum (Inches of Hg)
3/6/2021	System Operational									
To										
3/26/2021										
3/27/2021	System Offline for component replacement (Catalytic Oxidizer with FlameOx)									
To										
5/11/2021										
5/12/2021	System Operational									
5/13/2021										
5/14/2021	System Offline 24 hours for pump optimization									
5/15/2021										
5/16/2021	System Operational									
To										
5/24/2021										
5/25/2021	System Offline for monthly gauging									
5/26/2021										
5/27/2021										
5/28/2021	System Operational									
To										
6/7/2021										
6/8/2021	System Offline 32 hours for pump optimization									
6/9/2021										
6/10/2021	System Operational									
To										
6/14/2021										
6/15/2021	System Offline 17 hours for pump optimization and piping modifications									
6/15/2021	6:50	JPS	1,524	1,383	-	-	NM	48.3	-	6
6/15/2021	System Offline 1.5 hours for O&M									
6/15/2021	16:20	JPS	1,406	1,310	-	-	NM	NM	-	5.5
6/15/2021	16:28	JPS	1,410	1,317	-	-	NM	57.9	-	6.5
6/16/2021	6:45	JPS	1,395	1,304	-	-	NM	58.8	-	6.5
6/16/2021	13:20	JPS	1,395	1,312	-	-	NM	58.8	-	6.5

Table 10
Summary of System Two Operating Data

Colonial Pipeline Company
2020-L1-SR2448
Huntersville, North Carolina

Date	Time	Initials	Inlet Temperature (Deg. F)	Outlet Temperature (Deg. F)	Signal (V)	Flame Ox (Hz)	Flame Ox VFD Speed (%)	Blower VFD Speed (%)	Vacuum (Inches of H_2O)	Vacuum (Inches of Hg)
6/17/2021	7:55	JPS	1,400	1,303	-	-	NM	59.0	-	7
6/17/2021	13:55	JPS	1,397	1,300	-	-	NM	59.0	-	7
6/17/2021	17:21	JPS	1,393	1,303	-	-	NM	59.0	-	7
6/18/2021	8:52	JPS	1,400	1,307	-	-	NM	71.0	-	8.5
6/18/2021	11:00	MT	1,395	1,308	-	-	NM	68.8	-	8.5
6/18/2021	15:15	MT	1,393	1,301	-	-	NM	69.8	-	8.5
6/19/2021	7:05	MT	1,401	1,306	-	-	NM	70.5	-	8.8
6/19/2021	13:00	MT	1,393	1,302	-	-	NM	69.9	-	8.8
6/19/2021	15:30	MT	1,398	1,309	-	-	NM	69.1	-	8.5
6/20/2021	10:10	KZ	1,393	1,300	-	-	NM	70.7	-	9
6/20/2021	16:48	KZ	1,397	1,304	-	-	NM	70.1	-	9
6/20/2021	System Offline 4.25 hours for O&M									
6/21/2021	16:00	BC	1,480	1,616	-	-	NM	65.8	-	8.5
6/21/2021	System Offline 0.5 hour for O&M									
6/21/2021	18:40	JPS	1,424	1,345	-	-	NM	65.8	-	8
6/22/2021	9:00	BC	1,651	1,518	-	-	NM	65.9	-	8
6/23/2021	12:30	BC	1,842	1,640	-	-	NM	65.8	-	7
6/23/2021	16:45	BC	1,691	1,516	-	-	NM	65.9	-	7
6/23/2021	System Offline 1.25 hours for O&M									
6/23/2021	19:25	JPS	1,700	1,586	-	-	NM	27.8	-	7.5
6/24/2021	8:24	BC	1,747	1,581	-	-	NM	65.9	-	7
6/24/2021	17:20	BC	1,683	1,542	-	-	NM	65.8	-	7
6/25/2021	9:40	BC	1,638	1,503	-	-	NM	65.8	-	7
6/25/2021	13:15	BC	1,419	1,330	-	-	NM	50.5	-	8
6/25/2021	15:44	BC	1,564	1,456	-	-	NM	52.0	-	6
6/25/2021	16:58	BC	1,472	1,364	-	-	NM	52.0	-	6
6/26/2021	9:45	BC	1,425	1,336	-	-	NM	52.1	-	6
6/26/2021	10:23	BC	1,454	1,370	-	-	NM	64.1	-	7.5
6/26/2021	14:32	BC	1,517	1,408	-	-	NM	65.6	-	8
6/26/2021	16:32	BC	1,564	1,456	-	-	NM	65.6	-	8

Table 10
Summary of System Two Operating Data

Colonial Pipeline Company
2020-L1-SR2448
Huntersville, North Carolina

Date	Time	Initials	Inlet Temperature (Deg. F)	Outlet Temperature (Deg. F)	Signal (V)	Flame Ox (Hz)	Flame Ox VFD Speed (%)	Blower VFD Speed (%)	Vacuum (Inches of H_2O)	Vacuum (Inches of Hg)
6/27/2021	10:56	BC	1,515	1,409	-	-	NM	65.5	-	8
6/27/2021	17:15	BC	1,573	1,460	-	-	NM	65.1	-	8
6/28/2021	9:48	BC	1,514	1,398	-	-	NM	65.2	-	8
6/28/2021	16:05	BC	1,552	1,431	-	-	NM	65.1	-	8
6/28/2021	17:39	BC	1,567	1,455	-	-	NM	65.2	-	8
6/29/2021	11:12	BC	1,502	1,396	-	-	NM	65.2	-	8
6/29/2021	16:32	BC	1,507	1,399	-	-	NM	65.1	-	8
6/30/2021	8:43	BC	1,599	1,469	-	-	NM	65.1	-	8
7/1/2021	17:35	BC	1,558	1,442	-	-	NM	65.1	-	8
7/2/2021	8:35	MT	1,556	1,445	-	-	NM	66.7	-	8
7/2/2021	11:46	JS	1,529	1,413	-	-	NM	67.2	-	8
7/2/2021	15:33	JS	1,518	1,395	-	-	NM	71.0	-	8
7/3/2021	8:30	MT	1,571	1,453	-	-	NM	68.9	-	8
7/3/2021	14:55	MT	1,549	1,421	-	-	NM	69.1	-	8.5
7/4/2021	8:55	KZ	1,588	1,469	-	-	NM	70.0	-	8.5
7/4/2021	16:20	KZ	1,571	1,453	-	-	NM	68.4	-	8.25
7/6/2021	8:20	JS	1,700	1,526	-	-	NM	69.9	-	8.25
7/6/2021	8:29	CA	1,697	1,548	-	-	NM	69.8	-	8.25
7/6/2021	10:55	JDS	1,692	1,533	-	-	35	67.3	-	8.2
7/6/2021	12:34	JDS	1,709	1,542	-	-	35	66.7	-	8.1
7/6/2021	16:00	JDS	1,700	1,524	-	-	35	66.7	-	8.1
7/7/2021	8:25	JDS	1,703	1,527	-	-	35	68.1	-	8.1
7/7/2021	13:33	JDS	1,709	1,533	-	-	35	67.9	-	8.1
7/8/2021	6:47	JDS	1,749	1,650	-	-	35	70.6	-	8.8
7/8/2021	8:45	BC	1,755	1,563	-	-	35	70.7	-	8.8
7/8/2021	11:54	JDS	1,708	1,525	-	-	35	72.7	-	8.8
7/8/2021	16:06	JDS	1,702	1,524	-	-	35	67.3	-	8.1
7/9/2021	8:27	BC	1,704	1,516	-	-	35	68.8	-	8
7/9/2021	11:57	BC	1,736	1,539	-	-	35	68.9	-	8
7/9/2021	17:14	JDS	1,709	1,525	-	-	35	68.4	-	8.4

Table 10
Summary of System Two Operating Data

Colonial Pipeline Company
2020-L1-SR2448
Huntersville, North Carolina

Date	Time	Initials	Inlet Temperature (Deg. F)	Outlet Temperature (Deg. F)	Signal (V)	Flame Ox (Hz)	Flame Ox VFD Speed (%)	Blower VFD Speed (%)	Vacuum (Inches of H_2O)	Vacuum (Inches of Hg)
7/10/2021	6:45	JDS	1,703	1,526	-	-	35	68.8	-	8.1
7/10/2021	System Offline 4 hours for O&M									
7/10/2021	13:15	BC	1,694	1,539	-	-	35	59.8	-	7
7/10/2021	14:35	BC	1,696	1,519	-	-	35	59.8	-	8
7/10/2021	16:18	JDS	1,707	1,531	-	-	35	67.3	-	8
7/11/2021	6:45	MT	1,693	1,529	-	-	35	68.4	-	8.2
7/11/2021	15:20	MT	1,703	1,527	-	-	35	68.1	-	8
7/12/2021	7:55	JDS	1,701	1,515	-	-	35	68.6	-	8.2
7/12/2021	13:00	BC	1,706	1,532	-	-	35	68.7	-	8.2
7/12/2021	15:10	BC	1,709	1,529	-	-	35	67.0	-	8
7/12/2021	16:33	JDS	1,697	1,527	-	-	35	67.5	-	8.1
7/13/2021	9:07	BC	1,705	1,530	-	-	35	68.0	-	8.1
7/13/2021	13:50	JDS	1,400	1,301	-	-	35	26.0	-	0
7/14/2021	9:10	BC	1,391	1,288	-	-	35	28.4	-	0
7/14/2021	13:30	BC	1,399	1,299	-	-	35	28.4	-	0
7/14/2021	17:15	JDS	1,410	1,304	-	-	35	32.6	-	1
7/14/2021	System Offline 19 hours for O&M									
7/15/2021	13:35	BC	1,710	1,528	-	-	35	40.9	-	4
7/15/2021	System Offline 0.5 hour for O&M									
7/15/2021	16:42	BC	1,617	1,449	-	-	35	45.2	-	5
7/16/2021	8:27	BC	1,524	1,347	-	-	35	44.6	-	5
7/16/2021	13:10	BC	1,618	1,457	-	-	35	41.5	-	5
7/16/2021	16:53	BC	1,553	1,404	-	-	35	42.1	-	5
7/17/2021	11:30	KZ	1,598	1,443	-	-	35	41.4	-	5
7/17/2021	15:30	KZ	1,598	1,418	-	-	35	41.0	-	5
7/18/2021	9:28	KZ	1,539	1,377	-	-	35	43.5	-	5
7/18/2021	13:30	KZ	1,451	1,295	-	-	35	43.3	-	5
7/18/2021	13:45	KZ	1,528	1,389	-	-	35	43.3	-	6
7/18/2021	16:50	KZ	1,701	1,515	-	-	35	49.9	-	6

Table 10
Summary of System Two Operating Data

Colonial Pipeline Company
2020-L1-SR2448
Huntersville, North Carolina

Date	Time	Initials	Inlet Temperature (Deg. F)	Outlet Temperature (Deg. F)	Signal (V)	Flame Ox (Hz)	Flame Ox VFD Speed (%)	Blower VFD Speed (%)	Vacuum (Inches of H_2O)	Vacuum (Inches of Hg)
7/19/2021	6:57	BC	1,704	1,516	-	-	35	50.6	-	5.5
7/19/2021	11:20	BC	1,522	1,373	-	-	35	51.2	-	5.5
7/19/2021	System Offline 9.5 hours for O&M									
7/20/2021	8:27	JDS	1,693	1,534	-	-	35	51.2	-	5.5
7/20/2021	12:24	JDS	1,648	1,486	-	-	35	49.1	-	6
7/20/2021	16:40	JDS	1,646	1,482	-	-	35	49.7	-	6
7/21/2021	10:47	BC	1,669	1,480	-	-	35	49.7	-	6
7/21/2021	14:00	BC	1,687	1,519	-	-	35	49.8	-	6
7/21/2021	17:04	BC	1,690	1,516	-	-	35	49.7	-	6
7/22/2021	6:59	BC	1,674	1,510	-	-	35	50.8	-	6
7/22/2021	12:30	JDS	1,689	1,526	-	-	35	48.2	-	5.8
7/22/2021	17:05	JDS	1,690	1,519	-	-	35	48.8	-	5.8
7/23/2021	7:56	BC	1,650	1,484	-	-	35	49.6	-	5.8
7/23/2021	10:40	BC	1,658	1,509	-	-	35	48.5	-	5.8
7/23/2021	16:31	JDS	1,679	1,511	-	-	35	47.9	-	5.8
7/24/2021	8:04	JDS	1,699	1,517	-	-	35	48.3	-	5.8
7/24/2021	13:17	JDS	1,695	1,515	-	-	35	48.4	-	5.8
7/24/2021	16:17	CDR	1,739	1,546	-	-	35	48.0	-	5.6
7/25/2021	8:44	CDR	1,701	1,496	-	-	35	43.9	-	7.6
7/25/2021	13:20	KZ	1,660	1,495	-	-	35	48.3	-	6
7/25/2021	16:01	KZ	1,694	1,523	-	-	35	48.0	-	6
7/26/2021	7:33	BC	1,663	1,492	-	-	35	49.1	-	5.8
7/26/2021	12:55	JDS	1,516	1,358	-	-	35	49.1	-	6
7/26/2021	16:14	JDS	1,478	1,348	-	-	35	49.8	-	6
7/27/2021	6:47	JDS	1,436	1,309	-	-	35	51.6	-	6
7/27/2021	12:38	JDS	1,400	1,274	-	-	35	30.1	-	5.2
7/27/2021	System Offline 1 hour for O&M									
7/27/2021	17:03	BC	1,402	1,317	-	-	35	48.9	-	5.5
7/28/2021	7:57	JOS	1,397	1,321	-	-	65	50.0	-	5.8
7/28/2021	13:58	BC	1,558	1,415	-	-	35	47.0	-	6
7/28/2021	16:17	JOS	1,582	1,428	-	-	35	47.4	-	5.8

Table 10
Summary of System Two Operating Data

Colonial Pipeline Company
2020-L1-SR2448
Huntersville, North Carolina

Date	Time	Initials	Inlet Temperature (Deg. F)	Outlet Temperature (Deg. F)	Signal (V)	Flame Ox (Hz)	Flame Ox VFD Speed (%)	Blower VFD Speed (%)	Vacuum (Inches of H_2O)	Vacuum (Inches of Hg)
7/29/2021	7:50	BC	1,549	1,400	-	-	35	48.6	-	5.5
7/29/2021	11:36	JOS	1,603	1,436	-	-	35	47.5	-	5.5
7/29/2021	17:06	BC	1,593	1,437	-	-	35	47.2	-	5.5
7/30/2021	8:08	BC	1,563	1,410	-	-	35	48.1	-	5.5
7/30/2021	12:07	BC	1,599	1,443	-	-	35	48.2	-	5.5
7/30/2021	16:17	JOS	1,663	1,490	-	-	35	47.1	-	5.5
7/31/2021	7:31	JOS	1,625	1,472	-	-	35	48.7	-	5.8
7/31/2021	11:41	JOS	1,598	1,452	-	-	35	47.7	-	5.7
7/31/2021	16:01	CDR	1,603	1,441	-	-	35	47.2	-	5.7
8/1/2021	7:34	CDR	1,576	1,430	-	-	35	48.4	-	7.1
8/1/2021	13:40	KZ	1,643	1,478	-	-	35	46.9	-	5.5
8/1/2021	16:55	KZ	1,621	1,462	-	-	35	47.5	-	5.5
8/2/2021	8:08	JOS	1,625	1,770	-	-	35	48.8	-	5.5
8/2/2021	12:08	JOS	1,617	1,468	-	-	35	47.7	-	5.6
8/2/2021	17:01	JOS	1,603	1,454	-	-	35	47.5	-	5.5
8/3/2021	7:47	BC	1,564	1,420	5.0	21.3	35	48.8	-	5.5
8/3/2021	13:00	JOS	1,530	1,400	5.0	22.9	35	48.6	-	5.7
8/3/2021	16:45	JOS	1,542	1,404	5.0	22.9	35	47.8	-	6.1
8/4/2021	7:39	JOS	1,531	1,400	5.0	22.9	35	49.0	-	6.2
8/4/2021	12:30	JOS	1,537	1,401	5.0	22.9	35	48.4	-	6.15
8/4/2021	16:53	BC	1,507	1,357	5.0	-	35	47.8	83	-
8/5/2021	8:08	BC	1,496	1,363	5.0	-	35	48.8	86	-
8/5/2021	14:25	BC	1,530	1,382	5.0	-	35	47.4	86	-
8/5/2021	17:02	BC	1,542	1,396	5.0	-	35	47.2	84	-
8/6/2021	9:01	BC	1,476	1,351	5.0	-	35	48.4	85	-
8/6/2021	15:41	CDR	1,395	1,275	5.0	-	35	39.8	-	7.5
8/7/2021	7:26	JOS	1,432	1,323	5.0	-	35	41.0	59	-
8/7/2021	11:46	JOS	1,451	1,330	5.0	-	35	40.4	63	-
8/7/2021	16:22	CDR	1,465	1,305	5.0	-	35	39.9	-	6

Table 10
Summary of System Two Operating Data

Colonial Pipeline Company
2020-L1-SR2448
Huntersville, North Carolina

Date	Time	Initials	Inlet Temperature (Deg. F)	Outlet Temperature (Deg. F)	Signal (V)	Flame Ox (Hz)	Flame Ox VFD Speed (%)	Blower VFD Speed (%)	Vacuum (Inches of H_2O)	Vacuum (Inches of Hg)
8/8/2021	9:17	CDR	1,517	1,397	5.0	-	35	40.9	-	7.5
8/8/2021	13:10	KZ	1,454	1,334	5.0	-	35	39.6	64	4.8
8/8/2021	16:00	CDR	1,465	1,327	5.0	-	35	39.6	-	7.3
8/9/2021	9:20	JOS	1,438	1,313	5.0	-	35	40.5	66	-
8/9/2021	11:30	JOS	1,435	1,285	5.0	-	35	39.7	62	-
8/9/2021	16:08	JOS	1,447	1,312	5.0	-	35	39.9	63	-
8/10/2021	8:05	BC	1,434	1,313	5.0	-	35	46.9	73	-
8/10/2021	11:31	JOS	1,466	1,337	5.0	-	35	45.8	78	-
8/10/2021	16:15	CDR	1,497	1,369	5.0	-	35	45.5	74	-
8/11/2021	9:33	BC	1,468	1,337	5.0	-	35	46.3	76	-
8/11/2021	12:59	JOS	1,459	1,340	5.0	-	35	45.8	78	-
8/11/2021	17:09	JOS	1,500	1,367	5.0	-	35	45.5	78	-
8/12/2021	6:56	JOS	1,452	1,327	5.0	-	35	46.8	78	-
8/12/2021	14:40	BC	1,478	1,330	5.0	-	35	47.1	76	-
8/12/2021	17:07	BC	1,481	1,329	5.0	-	35	47.2	76	-
8/13/2021	8:37	BC	1,397	1,273	5.0	-	35	46.9	78	-
8/13/2021	12:29	JOS	1,401	1,283	5.0	-	35	46.1	78	-
8/13/2021	16:30	BC	1,401	1,276	5.0	-	35	46.2	78	-
8/14/2021	8:50	JPS	1,496	1,359	5.0	-	35	46.5	78	-
8/14/2021	12:33	CA	1,501	1,380	5.0	-	35	45.6	74	-
8/15/2021	7:50	KZ	1,481	1,366	5.0	-	35	46.9	74	-
8/15/2021	12:26	KZ	1,486	1,360	5.0	-	35	46.0	71	-
8/16/2021	7:38	BC	1,492	1,364	5.0	-	35	46.8	76	-
8/16/2021	13:35	JOS	1,491	1,365	5.0	-	35	45.9	76	-
8/16/2021	15:41	JOS	1,511	1,361	5.0	-	35	46.4	74	-
8/17/2021	7:23	JOS	1,479	1,361	5.0	-	35	46.8	78	-
8/17/2021	17:03	JOS	1,487	1,366	5.0	-	35	46.4	78	-
8/18/2021	8:04	JOS	1,491	1,356	5.0	-	35	47.9	78	-
8/18/2021	System Offline 0.5 hour for O&M									
8/18/2021	11:20	JOS	1,448	1,310	5.0	-	35	46.6	78	-
8/18/2021	16:41	BC	1,478	1,337	5.0	-	35	55.8	98	-

Table 10
Summary of System Two Operating Data

Colonial Pipeline Company
2020-L1-SR2448
Huntersville, North Carolina

Date	Time	Initials	Inlet Temperature (Deg. F)	Outlet Temperature (Deg. F)	Signal (V)	Flame Ox (Hz)	Flame Ox VFD Speed (%)	Blower VFD Speed (%)	Vacuum (Inches of H_2O)	Vacuum (Inches of Hg)
8/19/2021	7:48	BC	1,446	1,322	5.0	-	35	57.3	103	-
8/19/2021	12:52	JOS	1,486	1,357	5.0	-	35	55.4	100	-
8/19/2021	17:14	JOS	1,476	1,346	5.0	-	35	63.0	110	-
8/20/2021	8:25	JOS	1,450	1,337	5.0	-	35	64.5	118	-
8/20/2021	11:14	JOS	1,470	1,348	5.0	-	35	63.9	112	-
8/20/2021	17:05	BC	1,490	1,356	5.0	-	35	63.0	120	-
8/21/2021	8:14	BC	1,503	1,377	5.0	-	35	64.8	94	-
8/21/2021	13:23	JOS	1,527	1,392	5.0	-	35	63.0	114	-
8/21/2021	15:36	JOS	1,540	1,397	5.0	-	35	63.2	116	-
8/22/2021	8:10	KZ	1,471	1,346	5.0	-	35	64.5	116	-
8/22/2021	13:10	KZ	1,506	1,379	5.0	-	35	63.0	116	-
8/22/2021	16:52	KZ	1,508	1,376	5.0	-	35	63.0	116	-
8/23/2021	7:32	BC	1,604	1,446	5.0	-	35	64.8	116	-
8/23/2021	12:31	BC	1,515	1,378	5.0	-	35	62.7	116	-
8/23/2021	16:28	JDS	1,511	1,380	-	-	35	63.1	116	-
8/23/2021	17:28	JDS	1,511	1,380	-	-	35	63.1	116	-
8/24/2021	8:21	BC	1,564	1,417	5.0	-	35	64.7	116	-
8/24/2021	12:15	BC	1,530	1,386	5.0	-	35	62.8	118	-
8/24/2021	15:29	JDS	1,511	1,380	5.0	-	35	62.6	114	-
8/25/2021	7:57	BC	1,612	1,454	5.0	-	35	64.8	118	-
8/25/2021	12:26	BC	1,391	1,272	5.0	-	35	75.0	0	-
8/25/2021	16:18	BC	1,401	1,284	5.0	-	35	40.2	56	-
8/26/2021	7:49	BC	1,399	1,299	5.0	-	35	41.5	58	-
8/26/2021	13:25	MT	1,592	1,446	5.0	-	35	59.8	108	-
8/26/2021	17:00	BC	1,563	1,400	5.0	-	35	59.9	105	-
8/27/2021	7:44	BC	1,637	1,438	5.0	-	35	61.7	110	-
8/27/2021	14:40	JDS	1,545	1,402	5.0	-	35	60.0	114	-
8/27/2021	16:23	JDS	1,539	1,387	5.0	-	35	60.0	108	-
8/28/2021	8:24	MT	1,610	1,455	5.0	-	35	61.6	113	-
8/28/2021	11:50	MT	1,580	1,456	5.0	-	35	60.3	112	-
8/28/2021	16:09	MT	1,579	1,431	5.0	-	35	61.2	112	-

Table 10
Summary of System Two Operating Data

Colonial Pipeline Company
2020-L1-SR2448
Huntersville, North Carolina

Date	Time	Initials	Inlet Temperature (Deg. F)	Outlet Temperature (Deg. F)	Signal (V)	Flame Ox (Hz)	Flame Ox VFD Speed (%)	Blower VFD Speed (%)	Vacuum (Inches of H_2O)	Vacuum (Inches of Hg)
8/29/2021	8:00	KZ	1,523	1,379	5.0	-	35	61.9	108	-
8/29/2021	12:40	KZ	1,534	1,398	5.0	-	35	59.9	110	-
8/29/2021	16:19	KZ	1,535	1,399	5.0	-	35	59.6	110	-
8/30/2021	7:57	JDS	1,497	1,366	5.0	-	35	61.6	108	-
8/30/2021	11:50	MT	1,503	1,354	5.0	-	35	59.6	108	-
8/30/2021	16:34	JDS	1,520	1,375	5.0	-	35	59.9	108	-
8/31/2021	8:40	JDS	1,486	1,360	5.0	-	35	61.0	108	-
8/31/2021	12:53	JDS	1,498	1,375	5.0	-	35	59.5	106	-
8/31/2021	16:56	JDS	1,518	1,388	5.0	-	35	59.8	106	-
9/1/2021	7:57	BC	1,484	1,349	5.0	-	35	60.8	106	-
9/1/2021	12:30	JDS	1,463	1,334	5.0	-	35	60.3	108	-
9/1/2021	15:58	JDS	1,488	1,352	5.0	-	35	60.0	105	-
9/2/2021	7:21	BC	1,476	1,344	5.0	-	35	61.9	108	-
9/2/2021	13:05	JDS	1,468	1,345	5.0	-	35	60.2	106	-
9/2/2021	15:56	JDS	1,476	1,352	5.0	-	35	60.2	108	-
9/3/2021	7:57	JDS	1,699	1,538	5.0	-	35	62.6	110	-
9/3/2021	9:58	System Offline (generator service)								-
9/3/2021	13:04	JDS	1,397	1,308	5.0	-	65	59.7	105	-
9/4/2021	8:30	CA	1,674	1,515	5.0	-	35	59.8	110	-
9/4/2021	12:40	CA	1,469	1,372	5.0	-	35	59.8	107	-
9/4/2021	16:05	CA	1,484	1,360	5.0	-	35	59.9	108	-
9/5/2021	8:00	KZ	1,630	1,478	5.0	-	35	61.7	112	-
9/5/2021	12:35	KZ	1,517	1,381	5.0	-	35	59.6	108	-
9/5/2021	16:54	KZ	1,480	1,337	5.0	-	35	59.7	108	-
9/6/2021	8:12	KZ	1,441	1,327	5.0	-	35	60.9	110	-
9/6/2021	13:25	KZ	1,450	1,334	5.0	-	35	60.2	108	-
9/6/2021	16:01	KZ	1,450	1,332	5.0	-	35	59.8	106	-
9/7/2021	8:32	BC	1,571	1,425	5.0	-	35	61.5	110	-
9/7/2021	13:35	BC	1,477	1,347	5.0	-	35	57.8	106	-
9/7/2021	16:58	JDS	1,457	1,335	5.0	-	35	58.3	102	-

Table 10
Summary of System Two Operating Data

Colonial Pipeline Company
2020-L1-SR2448
Huntersville, North Carolina

Date	Time	Initials	Inlet Temperature (Deg. F)	Outlet Temperature (Deg. F)	Signal (V)	Flame Ox (Hz)	Flame Ox VFD Speed (%)	Blower VFD Speed (%)	Vacuum (Inches of H_2O)	Vacuum (Inches of Hg)
9/8/2021	6:52	JDS	1,408	1,296	5.0	-	35	59.2	103	-
9/8/2021	12:27	BC	1,463	1,330	5.0	-	35	58.4	104	-
9/8/2021	16:00	BC	1,487	1,346	5.0	-	35	58.3	102	-
9/9/2021	8:15	BC	1,448	1,323	5.0	-	35	59.3	104	-
9/9/2021	12:04	BC	1,482	1,356	5.0	-	35	57.3	104	-
9/9/2021	15:48	JDS	1,472	1,350	5.0	-	35	57.4	100	-
9/10/2021	7:24	BC	1,589	1,440	5.0	-	35	59.5	100	-
9/10/2021	12:57	BC	1,458	1,331	5.0	-	35	57.7	104	-
9/10/2021	16:40	BC	1,476	1,336	5.0	-	35	57.6	98	-
9/11/2021	7:23	JDS	1,516	1,391	5.0	-	35	59.6	102	-
9/11/2021	11:54	JDS	1,460	1,334	5.0	-	35	57.7	102	-
9/11/2021	15:55	JDS	1,456	1,338	5.0	-	35	57.7	102	-
9/12/2021	8:10	KZ	1,496	1,374	5.0	-	35	59.6	102	-
9/12/2021	12:20	KZ	1,457	1,335	5.0	-	35	57.5	106	-
9/12/2021	16:35	KZ	1,472	1,347	5.0	-	35	57.3	99	-
9/13/2021	7:25	BC	1,468	1,346	5.0	-	35	59.1	100	-
9/13/2021	13:33	BC	1,458	1,328	5.0	-	35	57.2	105	-
9/13/2021	15:51	JDS	1,465	1,336	5.0	-	35	57.1	101	-
9/14/2021	7:48	BC	1,459	1,337	5.0	-	35	59.0	100	-
9/14/2021	14:21	JDS	1,442	1,321	5.0	-	35	57.0	102	-
9/14/2021	16:52	BC	1,460	1,332	5.0	-	35	57.2	106	-
9/15/2021	7:25	BC	1,477	1,350	5.0	-	35	58.8	102	-
9/15/2021	13:21	BC	1,412	1,227	5.0	-	35	49.6	84	-
9/15/2021	15:31	JDS	1,395	1,288	5.0	-	35	49.4	82	-
9/15/2021	15:31	System Maintenance								-
9/16/2021	7:50	BC	1,400	1,290	5.0	-	35	47.0	70	-
9/16/2021	11:46	BC	1,400	1,294	5.0	-	35	46.6	70	-
9/16/2021	12:15	System Offline (generator service)								-
9/16/2021	16:19	JDS	1,430	1,316	5.0	-	35	55.9	98	-
9/17/2021	12:51	JDS	1,403	1,296	5.0	-	35	57.1	100	-
9/17/2021	17:01	JDS	1,486	1,365	5.0	-	35	58.1	102	-

Table 10
Summary of System Two Operating Data

Colonial Pipeline Company
2020-L1-SR2448
Huntersville, North Carolina

Date	Time	Initials	Inlet Temperature (Deg. F)	Outlet Temperature (Deg. F)	Signal (V)	Flame Ox (Hz)	Flame Ox VFD Speed (%)	Blower VFD Speed (%)	Vacuum (Inches of H_2O)	Vacuum (Inches of Hg)
9/18/2021	6:52	JDS	1,465	1,346	5.0	-	35	59.4	102	-
9/18/2021	12:20	JDS	1,455	1,324	5.0	-	35	57.9	102	-
9/18/2021	16:45	JDS	1,455	1,324	5.0	-	35	58.1	101	-
9/19/2021	8:00	KZ	1,484	1,365	5.0	-	35	60.2	104	-
9/19/2021	13:08	KZ	1,483	1,362	5.0	-	35	58.4	105	-
9/19/2021	16:40	KZ	1,481	1,353	5.0	-	35	58.6	100	-
9/20/2021	8:15	BC	1,468	1,341	5.0	-	35	80.1	105	-
9/20/2021	12:39	JDS	1,451	1,337	5.0	-	35	59.0	102	-
9/20/2021	16:05	JDS	1,456	1,332	5.0	-	35	58.8	104	-
9/21/2021	8:13	BC	1,451	1,325	5.0	-	35	60.1	104	-
9/21/2021	12:56	JDS	1,429	1,321	5.0	-	35	60.0	104	-
9/21/2021	17:08	MT	1,449	1,336	5.0	-	35	60.2	105	-
9/22/2021	7:07	BC	-	-	-	-	-	-	-	-
9/22/2021	9:00	System Offline								
9/22/2021	14:00	System Offline								
9/22/2021	14:28	BC	1,394	1,317	5.0	-	35	39.1	45	-
9/22/2021	15:40	JDS	1,402	1,303	5.0	-	35	47.8	70	-
9/23/2021	7:24	BC	1,402	1,293	5.0	-	35	49.5	75	-
9/23/2021	13:08	BC	1,409	1,301	5.0	-	35	48.1	78	-
9/23/2021	16:17	JDS	1,494	1,367	5.0	-	35	58.4	102	-
9/24/2021	7:53	BC	1,697	1,532	5.0	-	35	61.0	108	-
9/24/2021	11:42	BC	1,522	1,388	5.0	-	35	60.5	110	-
9/24/2021	16:47	JDS	1,388	1,283	5.0	-	35	61.1	108	-
9/25/2021	12:25	JDS	1,541	1,403	5.0	-	35	60.2	106	-
9/25/2021	15:12	BC	1,512	1,353	5.0	-	35	60.1	106	-
9/26/2021	8:25	KZ	1,606	1,466	5.0	-	35	61.4	110	-
9/26/2021	21:05	KZ	1,529	1,404	5.0	-	35	59.9	108	-
9/26/2021	17:20	KZ	1,532	1,400	5.0	-	35	60.3	106	-
9/27/2021	7:49	BC	1,691	1,527	5.0	-	35	62.4	108	-
9/27/2021	12:43	BC	1,561	1,394	5.0	-	35	59.8	104	-
9/27/2021	16:00	BC	1,525	1,385	5.0	-	35	59.7	106	-

Table 10
Summary of System Two Operating Data

Colonial Pipeline Company
2020-L1-SR2448
Huntersville, North Carolina

Date	Time	Initials	Inlet Temperature (Deg. F)	Outlet Temperature (Deg. F)	Signal (V)	Flame Ox (Hz)	Flame Ox VFD Speed (%)	Blower VFD Speed (%)	Vacuum (Inches of H_2O)	Vacuum (Inches of Hg)
9/28/2021	8:00	BC	1,548	1,410	5.0	-	35	61.5	108	-
9/28/2021	13:50	BC	1,498	1,364	5.0	-	35	59.3	106	-
9/28/2021	16:52	BC	1,516	1,376	5.0	-	35	59.5	106	-
9/29/2021	7:39	JDS	1,489	1,367	5.0	-	35	61.6	93	-
9/29/2021	11:59	MT	1,470	1,349	5.0	-	35	59.5	108	-
9/29/2021	16:49	JDS	1,473	1,348	5.0	-	35	59.5	106	-
9/30/2021	12:05	JDS	1,412	1,307	5.0	-	35	62.8	110	-
9/30/2021	15:53	JDS	1,453	1,339	5.0	-	35	61.2	115	-
10/1/2021	8:45	JDS	1,460	1,347	5.0	-	35	63.4	112	-
10/1/2021	16:57	JDS	1,483	1,360	5.0	-	35	62.0	108	-
10/2/2021	8:18	MT	1,447	1,327	5.0	-	35	63.5	113	-
10/2/2021	11:26	MT	1,421	1,304	5.0	-	35	62.1	109	-
10/2/2021	15:00	MT	1,446	1,326	5.0	-	35	61.3	108	-
10/3/2021	7:55	JDS	1,450	1,335	5.0	-	35	63	115	-
10/3/2021	12:05	JDS	1,455	1,332	5.0	-	35	61.5	114	-
10/3/2021	15:32	JDS	1,466	1,338	5.0		35	61.4	115	
10/4/2021	8:05	JDS	1,464	1,347	5.0	-	35	62.3	115	-
10/4/2021	12:03	JDS	1,435	1,322	5.0	-	35	61.7	115	-
10/4/2021	16:40	BC	1,446	1,314	5.0	-	35	61.7	108	-
10/5/2021	8:50	JSH	1,428	1,318	5.0	-	35	62.4	110	-
10/5/2021	12:35	JSH	1,421	1,315	5.0	-	35	61.6	114	-
10/5/2021	17:02	MT	1,455	1,333	5.0	-	35	61.4	106	-
10/6/2021	7:24	JSH	1,433	1,319	5.0	-	35	63	106	-
10/6/2021	13:12	JSH	1,413	1,302	5.0	-	35	61.5	112	-
10/6/2021	16:32	JSH	1,469	1,349	5.0	-	35	62.3	110	-
10/7/2021	7:34	JSH	1,439	1,331	5.0	-	35	63.1	111	-
10/7/2021	11:47	JSH	1,431	1,319	5.0	-	35	62.8	110	-
10/7/2021	16:52	MT	1,442	1,331	5.0	-	35	63.1	113	-
10/8/2021	7:25	MT	1,438	1,329	5.0	-	35	62.7	110	-
10/8/2021	12:43	JSH	1,438	1,323	5.0	-	35	63	112	-
10/8/2021	16:09	MT	1,432	1,312	5.0	-	35	62.9	111	-

Table 10
Summary of System Two Operating Data

Colonial Pipeline Company
2020-L1-SR2448
Huntersville, North Carolina

Date	Time	Initials	Inlet Temperature (Deg. F)	Outlet Temperature (Deg. F)	Signal (V)	Flame Ox (Hz)	Flame Ox VFD Speed (%)	Blower VFD Speed (%)	Vacuum (Inches of H_2O)	Vacuum (Inches of Hg)
10/9/2021	7:58	JSH	1,460	1,341	5.0	-	35	63.1	115	-
10/9/2021	11:40	JSH	1,424	1,309	5.0	-	35	62.6	116	-
10/9/2021	17:05	CDR	1,447	1,332	5.0	-	35	62.3	115	-
10/10/2021	8:33	KZ	1,441	1,330	5.0	-	35	63.1	113	-
10/10/2021	12:40	KZ	1,464	1,351	5.0	-	35	61.6	111	-
10/10/2021	15:30	KZ	1,478	1,355	5.0	-	35	61.3	113	-
10/11/2021	7:42	BC	1,467	1,339	5.0	-	30	62.9	112	-
10/11/2021	13:33	JDS	1,488	1,364	5.0	-	30	62.1	112	-
10/11/2021	17:18	JDS	1,493	1,360	5.0	-	30	62.4	110	-
10/12/2021	8:11	JDS	1,492	1,360	5.0	-	30	63	112	-
10/12/2021	13:04	BC	1,493	1,356	5.0	-	30	61.7	106	-
10/12/2021	16:22	JDS	1,514	1,370	5.0	-	30	61.7	114	-
10/13/2021	7:42	BC	1,552	1,398	5.0	-	30	63.1	110	-
10/13/2021	12:02	BC	1,499	1,349	5.0	-	30	61.6	110	-
10/13/2021	13:12	JDS	1,499	1,358	5.0	-	30	61.2	110	-
10/13/2021	16:06	JDS	1,502	1,362	5.0	-	30	61.3	110	-
10/13/2021	16:10	JDS	1,738	1,651	5.0	-	68	69	32	-
10/14/2021	7:33	JDS	1,548	1,404	5.0	-	30	63.2	112	-
10/14/2021	13:41	JDS	1,503	1,370	5.0	-	30	61	110	-
10/14/2021	17:03	BC	1,514	1,365	5.0	-	30	61	108	-
10/15/2021	7:55	BC	1,570	1,419	5.0	-	30	63.3	110	-
10/15/2021	13:07	JSH	1,510	1,376	5.0	-	30	60.5	110	-
10/15/2021	16:57	BC	1,479	1,340	5.0	-	30	60.3	110	-
10/16/2021	7:57	BC	1,485	1,339	5.0	-	30	61.6	110	-
10/16/2021	12:38	BC	1,470	1,312	5.0	-	30	60.5	108	-
10/16/2021	16:03	BC	1,466	1,330	5.0	-	30	61	110	-
10/17/2021	9:01	KZ	1,690	1,529	5.0	-	30	62.8	115	-
10/17/2021	12:15	KZ	1,521	1,375	5.0	-	30	61.6	113	-
10/17/2021	15:55	KZ	1,462	1,337	5.0	-	30	61.6	111	-

Table 10
Summary of System Two Operating Data

Colonial Pipeline Company
2020-L1-SR2448
Huntersville, North Carolina

Date	Time	Initials	Inlet Temperature (Deg. F)	Outlet Temperature (Deg. F)	Signal (V)	Flame Ox (Hz)	Flame Ox VFD Speed (%)	Blower VFD Speed (%)	Vacuum (Inches of H_2O)	Vacuum (Inches of Hg)
10/18/2021	8:30	BC	1,700	1,529	5.0	-	30	62.6	112	-
10/18/2021	12:23	BC	1,495	1,352	5.0	-	30	61.7	110	-
10/18/2021	16:22	BC	1,514	1,368	5.0	-	30.0	61.4	110	-
10/19/2021	7:45	BC	1,694	1,521	5.0	-	30.0	62.6	110	-
10/19/2021	13:20	JDS	1,487	1,355	5.0	-	30.0	61.1	109	-
10/19/2021	15:32	JSH	1,476	1,343	5.0	-	30.0	61.1	110	-
10/20/2021	11:33	JDS	1,467	1,343	5.0	-	30.0	61.4	110	-
10/20/2021	16:17	JDS	1,528	1,385	5.0	-	30.0	61.6	110	-
10/21/2021	8:40	JDS	1,625	1,471	5.0	-	30.0	63.1	114	-
10/21/2021	13:18	Jsh	1,534	1,391	5.0	-	30.0	61.6	119	-
10/21/2021	16:28	JDS	1,520	1,383	5.0	-	30.0	61.9	110	-
10/22/2021	8:47	JDS	1,492	1,351	5.0	-	30.0	62.2	110	-
10/22/2021	13:22	BC	1,419	1,298	5.0	-	30.0	61.3	108	-
10/22/2021	16:46	BC	1,509	1,379	5.0	-	30.0	60.9	108	-
10/23/2021	8:06	MT	1,651	1,495	5.0	-	30.0	62.5	110	-
10/23/2021	12:03	MT	1,527	1,392	5.0	-	30.0	61.3	124	-
10/23/2021	15:34	MT	1,504	1,375	5.0	-	30.0	61.1	114	-
10/24/2021	8:24	KZ	1,631	1,478	5.0	-	30.0	62.5	110	-
10/24/2021	12:37	KZ	1,511	1,365	5.0	-	30.0	61.4	112	-
10/24/2021	16:00	KZ	1,510	1,367	5.0	-	30.0	61.3	108	-
10/25/2021	7:33	JDS	1,503	1,368	5.0	-	30.0	62.5	110	-
10/25/2021	13:05	JSH	1,502	1,364	5.0	-	30.0	60.3	118	-
10/25/2021	16:45	JDS	1,503	1,365	5.0	-	30.0	60.5	108	-
10/26/2021	8:10	JDS	1,600	1,450	5.0	-	30.0	62.7	110	-
10/26/2021	13:27	JSH	1,397	1,300	5.0	-	30.0	48.2	74	-
10/26/2021	17:14	JDS	1,400	1,294	5.0	-	30.0	49.0	74	-
10/27/2021	7:29	JDS	1,404	1,299	5.0	-	30.0	49.5	74	-
10/27/2021	12:41	BC	1,400	1,294	5.0	-	30.0	48.6	76	-
10/27/2021	17:11	JDS	1,428	1,308	5.0	-	30.0	65.5	112	-

Table 10
Summary of System Two Operating Data

Colonial Pipeline Company
2020-L1-SR2448
Huntersville, North Carolina

Date	Time	Initials	Inlet Temperature (Deg. F)	Outlet Temperature (Deg. F)	Signal (V)	Flame Ox (Hz)	Flame Ox VFD Speed (%)	Blower VFD Speed (%)	Vacuum (Inches of H_2O)	Vacuum (Inches of Hg)
10/28/2021	7:26	BC	1,532	1,382	5.0	-	30.0	66.5	116	-
10/28/2021	12:05	JDS	1,422	1,304	5.0	-	30.0	66.1	118	-
10/28/2021	15:57	MT	1,482	1,331	5.0	-	30.0	66.1	114	-
10/29/2021	9:44	JSH	1,656	1,496	5.0	-	30.0	66.9	120	-
10/29/2021	15:51	JSH	1,539	1,396	5.0	-	30.0	66.7	119	-
10/30/2021	8:00	BC	1,486	1,344	5.0	-	30.0	67.5	118	-
10/30/2021	12:47	BC	1,473	1,338	5.0	-	30.0	66.9	120	-
10/30/2021	16:35	BC	1,481	1,331	5.0	-	30.0	66.8	120	-
10/31/2021	8:10	KZ	1,487	1,351	5.0	-	30.0	67.3	116	-
10/31/2021	12:55	KZ	1,484	1,350	5.0	-	30.0	66.1	118	-
10/31/2021	16:40	KZ	1,497	1,365	5.0	-	30.0	66.7	119	-
11/1/2021	7:41	JDS	1,534	1,392	5.0	-	30.0	67.7	118	-
11/1/2021	16:01	JDS	1,454	1,330	5.0	-	30.0	66.6	118	-
11/2/2021	7:33	BC	1,520	1,385	5.0	-	30.0	68.0	118	-
11/2/2021	13:15	System Offline (generator service)								
11/2/2021	15:34	JDS	1,435	1,318	5.0	-	30.0	67.0	124	-
11/3/2021	8:23	JDS	1,451	1,332	5.0	-	30.0	69.4	126	-
11/3/2021	12:51	BC	1,428	1,303	5.0	-	30.0	68.8	126	-
11/3/2021	16:08	JDS	1,419	1,305	5.0	-	30.0	69.3	126	-
11/4/2021	7:36	JDS	1,487	1,362	5.0	-	30.0	68.8	125	-
11/4/2021	12:39	JDS	1,414	1,307	5.0	-	30.0	68.9	124	-
11/4/2021	16:04	JDS	1,429	1,317	5.0	-	30.0	68.6	128	-
11/5/2021	7:46	JDS	1,556	1,414	5.0	-	30.0	68.9	125	-
11/5/2021	13:03	JSH	1,451	1,330	5.0	-	30.0	69.3	123	-
11/5/2021	16:35	JSH	1,400	1,316	5.0	-	30.0	69.1	127	-
11/6/2021	8:38	JSH	1,613	1,467	5.0	-	30.0	69.2	126	-
11/6/2021	12:37	JSH	1,418	1,309	5.0	-	30.0	69.2	126	-
11/6/2021	16:05	JSH	1,411	1,306	5.0	-	30.0	69.0	126	-
11/7/2021	8:40	KZ	1,454	1,332	5.0	-	30.0	68.9	126	-
11/7/2021	13:10	KZ	1,433	1,317	5.0	-	30.0	68.2	125	-
11/7/2021	15:38	KZ	1,436	1,315	5.0	-	30.0	68.1	125	-

Table 10
Summary of System Two Operating Data

Colonial Pipeline Company
2020-L1-SR2448
Huntersville, North Carolina

Date	Time	Initials	Inlet Temperature (Deg. F)	Outlet Temperature (Deg. F)	Signal (V)	Flame Ox (Hz)	Flame Ox VFD Speed (%)	Blower VFD Speed (%)	Vacuum (Inches of H_2O)	Vacuum (Inches of Hg)
11/8/2021	12:53	JSH	1,460	1,340	5.0	-	30.0	67.8	126	-
11/8/2021	16:07	JDS	1,482	1,357	5.0	-	30.0	68.3	124	-
11/9/2021	7:35	JDS	1,556	1,416	5.0	-	30.0	68.8	123	-
11/9/2021	11:42	JDS	1,408	1,306	5.0	-	30.0	68.4	126	-
11/9/2021	16:12	JDS	1,402	1,288	5.0	-	30.0	72.9	314	-
11/10/2021	8:46	JDS	1,407	1,308	5.0	-	30.0	63.9	134	-
11/10/2021	11:57	JDS	1,407	1,288	5.0	-	30.0	72.4	134	-
11/10/2021	15:29	JDS	1,451	1,331	5.0	-	30.0	72.3	132	-
11/11/2021	9:07	JDS	1,463	1,339	5.0	-	30.0	73.3	133	-
11/11/2021	12:47	JDS	1,416	1,311	5.0	-	30.0	72.5	133	-
11/11/2021	16:00	KZ	1,416	1,307	5.0	-	30.0	72.5	133	-
11/12/2021	12:39	BC	1,453	1,322	5.0	-	30.0	72.2	133	-
11/12/2021	16:07	BC	1,488	1,346	5.0	-	30.0	72.7	134	-
11/13/2021	8:40	JDS	1,572	1,429	5.0	-	30.0	72.9	133	-
11/13/2021	12:39	JDS	1,467	1,340	5.0	-	30.0	72.1	132	-
11/13/2021	16:32	JDS	1,467	1,345	5.0	-	30.0	73.2	134	-
11/14/2021	9:00	KZ	1,508	1,377	5.0	-	30.0	73.2	134	-
11/14/2021	12:40	KZ	1,455	1,333	5.0	-	30.0	73.3	134	-
11/14/2021	16:40	KZ	1,461	1,336	5.0	-	30.0	73.4	134	-
11/15/2021	7:32	JDS	1,572	1,433	5.0	-	30.0	74.1	136	-
11/15/2021	13:18	JSH	1,474	1,346	5.0	-	30.0	72.3	132	-
11/15/2021	15:56	JDS	1,479	1,352	5.0	-	30.0	72.7	132	-
11/16/2021	7:29	JDS	1,542	1,401	5.0	-	30.0	72.9	132	-
11/16/2021	15:58	JDS	1,434	1,319	5.0	-	30.0	72.4	132	-
11/17/2021	7:22	JDS	1,529	1,393	5.0	-	30.0	73.0	132	-
11/17/2021	11:13	JDS	1,458	1,338	5.0	-	30.0	71.8	130	-
11/17/2021	16:17	JDS	1,427	1,312	5.0	-	30.0	71.3	130	-
11/18/2021	7:25	JDS	1,440	1,325	5.0	-	30.0	72.5	130	-
11/18/2021	13:05	JDS	1,468	1,337	5.0	-	30.0	70.8	129	-
11/18/2021	16:25	JDS	1,407	1,302	5.0	-	30.0	71.0	130	-

Table 10
Summary of System Two Operating Data

Colonial Pipeline Company
2020-L1-SR2448
Huntersville, North Carolina

Date	Time	Initials	Inlet Temperature (Deg. F)	Outlet Temperature (Deg. F)	Signal (V)	Flame Ox (Hz)	Flame Ox VFD Speed (%)	Blower VFD Speed (%)	Vacuum (Inches of H_2O)	Vacuum (Inches of Hg)
11/19/2021	8:11	JDS	1,593	1,450	5.0	-	30.0	72.4	130	-
11/19/2021	11:53	JDS	1,406	1,309	5.0	-	30.0	71.5	132	-
11/19/2021	16:27	JDS	1,416	1,317	5.0	-	30.0	73.4	132	-
11/20/2021	9:05	CSM	1,516	1,335	5.0	-	30.0	73.5	132	-
11/20/2021	13:10	CSM	1,503	1,318	5.0	-	30.0	71.6	132	-
11/20/2021	16:37	CSM	1,391	1,306	5.0	-	30.0	73.1	132	-
11/21/2021	8:45	KZ	1,438	1,327	5.0	-	30.0	73.4	132	-
11/21/2021	12:30	KZ	1,411	1,310	5.0	-	30.0	73.2	132	-
11/21/2021	16:35	KZ	1,391	1,303	5.0	-	30.0	73.0	132	-
11/22/2021	7:36	VH	1,410	1,313	5.0	-	30.0	72.5	131	-
11/22/2021	13:06	JDS	1,401	1,311	5.0	-	30.0	71.9	132	-
11/22/2021	16:12	MT	1,526	1,393	5.0	-	30.0	72.5	132	-
11/23/2021	7:21	BC	1,463	1,338	5.0	-	30.0	73.4	132	-
11/23/2021	16:01	JDS	1,409	1,307	5.0	-	30.0	73.3	133	-
11/24/2021	7:33	JDS	1,434	1,325	5.0	-	30.0	74.1	133	-
11/24/2021	11:27	JDS	1,410	1,311	5.0	-	30.0	74.3	134	-
11/24/2021	15:50	KZ	1,399	1,320	5.0	-	30.0	74.3	134	-
11/25/2021	7:22	JDS	1,484	1,359	5.0	-	30.0	74.0	132	-
11/25/2021	12:44	JDS	1,401	1,304	5.0	-	30.0	73.0	132	-
11/25/2021	16:37	JDS	1,404	1,311	5.0	-	30.0	72.3	130	-
11/26/2021	7:58	JDS	1,453	1,336	5.0	-	30.0	71.8	128	-
11/26/2021	11:31	JDS	1,402	1,308	5.0	-	30.0	71.7	130	-
11/26/2021	16:16	JDS	1,396	1,310	5.0	-	30.0	72.4	130	-
11/27/2021	7:58	JDS	1,426	1,325	5.0	-	30.0	72.8	130	-
11/27/2021	12:02	JDS	1,402	1,308	5.0	-	30.0	72.1	130	-
11/27/2021	15:56	JDS	1,406	1,304	5.0	-	30.0	72.4	130	-
11/28/2021	9:05	KZ	1,418	1,321	5.0	-	30.0	71.9	128	-
11/28/2021	12:35	KZ	1,389	1,300	5.0	-	30.0	71.8	129	-
11/28/2021	16:40	KZ	1,410	1,311	5.0	-	30.0	72.1	130	-

Table 10
Summary of System Two Operating Data

Colonial Pipeline Company
2020-L1-SR2448
Huntersville, North Carolina

Date	Time	Initials	Inlet Temperature (Deg. F)	Outlet Temperature (Deg. F)	Signal (V)	Flame Ox (Hz)	Flame Ox VFD Speed (%)	Blower VFD Speed (%)	Vacuum (Inches of H_2O)	Vacuum (Inches of Hg)
11/29/2021	7:28	BC	1,418	1,317	5.0	-	30.0	72.2	128	-
11/29/2021	11:45	System Offline								
11/29/2021	16:20	BC	1,410	1,324	5.0	-	30.0	62.1	98	-
11/30/2021	6:30	System Offline								
11/30/2021	14:15	BC	1,469	1,366	5.0	-	30.0	61.8	96	-
11/30/2021	17:15	MT	1,414	1,315	5.0	-	30.0	72.5	130	-
12/1/2021	8:43	JSH	1,394	1,308	5.0	-	30.0	72.5	129	-
12/1/2021	12:50	JDS	1,405	1,301	5.0	-	30.0	71.5	130	-
12/1/2021	15:58	JDS	1,399	1,316	5.0	-	30.0	71.8	129	-
12/2/2021	8:03	JDS	1,444	1,329	5.0	-	30.0	71.2	127	-
12/2/2021	11:23	JDS	1,404	1,300	5.0	-	30.0	70.6	126	-
12/2/2021	16:01	JDS	1,403	1,304	5.0	-	30.0	70.3	126	-
12/3/2021	8:29	JDS	1,420	1,321	5.0	-	30.0	71.1	126	-
12/3/2021	12:55	JDS	1,400	1,301	5.0	-	30.0	69.9	127	-
12/3/2021	15:20	JDS	1,408	1,300	5.0	-	30.0	70.0	124	-
12/4/2021	7:50	JDS	1,403	1,310	5.0	-	30.0	72.2	130	-
12/4/2021	11:49	JDS	1,406	1,301	5.0	-	30.0	72.4	132	-
12/4/2021	15:51	JDS	1,396	1,308	5.0	-	30.0	70.0	123	-
12/5/2021	8:30	KZ	1,394	1,313	5.0	-	30.0	71.0	126	-
12/5/2021	13:00	KZ	1,402	1,321	5.0	-	30.0	70.9	126	-
12/5/2021	16:34	KZ	1,384	1,304	5.0	-	30.0	70.8	125	-
12/6/2021	7:33	JDS	1,407	1,305	5.0	-	30.0	71.4	127	-
12/6/2021	12:18	JDS	1,425	1,316	5.0	-	30.0	69.5	125	-
12/6/2021	16:35	BC	1,401	1,297	5.0	-	30.0	69.7	125	-
12/7/2021	8:12	JSH	1,534	1,395	5.0	-	30.0	71.5	126	-
12/7/2021	12:48	JDS	1,397	1,304	5.0	-	30.0	71.2	128	-
12/7/2021	15:46	JDS	1,396	1,300	5.0	-	30.0	71.6	128	-
12/8/2021	8:24	JDS	1,528	1,390	5.0	-	30.0	71.3	128	-
12/8/2021	12:26	JDS	1,418	1,323	5.0	-	30.0	71.1	127	-
12/8/2021	16:12	JDS	1,407	1,299	5.0	-	30.0	71.1	128	-

Table 10
Summary of System Two Operating Data

Colonial Pipeline Company
2020-L1-SR2448
Huntersville, North Carolina

Date	Time	Initials	Inlet Temperature (Deg. F)	Outlet Temperature (Deg. F)	Signal (V)	Flame Ox (Hz)	Flame Ox VFD Speed (%)	Blower VFD Speed (%)	Vacuum (Inches of H_2O)	Vacuum (Inches of Hg)
12/9/2021	7:18	BC	1,431	1,319	5.0	-	30.0	71.8	125	-
12/9/2021	12:53	JDS	1,407	1,309	5.0	-	30.0	71.5	126	-
12/9/2021	15:27	JDS	1,406	1,301	5.0	-	30.0	73.0	130	-
12/10/2021	7:35	BC	1,408	1,301	5.0	-	30.0	73.1	130	-
12/10/2021	13:05	JDS	1,401	1,302	5.0	-	30.0	73.3	132	-
12/10/2021	16:45	JDS	1,425	1,320	5.0	-	30.0	73.9	132	-
12/11/2021	7:12	MT	1,395	1,302	5.0	-	30.0	73.3	130	-
12/11/2021	11:41	MT	1,408	1,318	5.0	-	30.0	72.1	129	-
12/11/2021	15:50	MT	1,413	1,409	5.0	-	30.0	71.1	130	-
12/12/2021	8:55	KZ	1,514	1,383	5.0	-	30.0	73.0	130	-
12/12/2021	13:00	KZ	1,397	1,307	5.0	-	30.0	73.1	132	-
12/12/2021	16:23	KZ	1,400	1,314	5.0	-	30.0	73.4	132	-
12/13/2021	7:22	BC	1,407	1,306	5.0	-	30.0	72.7	132	-
12/13/2021	11:46	JDS	1,405	1,306	5.0	-	30.0	73.3	132	-
12/13/2021	7:22	BC	1,407	1,306	5.0	-	30	72.7	132	-
12/13/2021	11:46	JDS	1,405	1,306	5.0	-	30	73.3	132	-
12/13/2021	16:44	JDS	1,419	1,308	5.0	-	30	73.6	132	-
12/14/2021	7:15	BC	1,410	1,299	5.0	-	25	75.0	134	-
12/14/2021	12:35	BC	1,468	1,334	5.0	-	24	74.0	134	-
12/14/2021	13:45	CSM	1,475	1,346	5.0	-	24	74.6	134	-
12/15/2021	7:16	BC	1,500	1,343	5.0	-	24	75.3	134	-
12/15/2021	12:34	JDS	1,445	1,324	5.0	-	24	74.4	134	-
12/15/2021	15:42	BC	1,446	1,318	5.0	-	24	74.9	135	-
12/16/2021	7:41	BC	1,521	1,370	5.0	-	24	75.0	135	-
12/16/2021	13:21	BC	1,427	1,304	5.0	-	24	73.9	135	-
12/16/2021	15:57	JDS	1,414	1,304	5.0	-	24	73.8	136	-
12/17/2021	7:14	BC	1,386	1,293	5.0	-	24	80.8	140	-
12/17/2021	12:06	JDS	1,391	1,291	5.0	-	25	78.6	140	-
12/17/2021	15:54	JDS	1,407	1,305	5.0	-	25	79.3	140	-

Table 10
Summary of System Two Operating Data

Colonial Pipeline Company
2020-L1-SR2448
Huntersville, North Carolina

Date	Time	Initials	Inlet Temperature (Deg. F)	Outlet Temperature (Deg. F)	Signal (V)	Flame Ox (Hz)	Flame Ox VFD Speed (%)	Blower VFD Speed (%)	Vacuum (Inches of H_2O)	Vacuum (Inches of Hg)
12/18/2021	7:38	JDS	1,428	1,313	5.0	-	25	79.4	140	-
12/18/2021	12:02	JDS	1,444	1,322	5.0	-	23	79.0	140	-
12/18/2021	15:52	JDS	1,442	1,322	5.0	-	23	79.0	140	-
12/19/2021	9:25	KZ	1,487	1,356	5.0	-	23	79.7	140	-
12/19/2021	13:20	KZ	1,484	1,351	5.0	-	23	79.9	140	-
12/19/2021	16:50	KZ	1,476	1,339	5.0	-	23	80.2	140	-
12/20/2021	7:19	JDS	1,524	1,379	5.0	-	23	80.6	140	-
12/20/2021	12:58	JDS	1,482	1,349	5.0	-	23	80.7	140	-
12/20/2021	15:28	JDS	1,472	1,337	5.0	-	23	80.9	140	-
12/21/2021	7:15	BC	1,556	1,400	5.0	-	23	80.2	140	-
12/21/2021	11:41	BC	1,556	1,407	5.0	-	23	80.2	140	-
12/21/2021	17:00	VJH	1,444	1,326	5.0	-	23	80.4	140	-
12/22/2021	7:14	BC	1,569	1,414	5.0	-	23	79.6	140	-
12/22/2021	11:16	JDS	1,489	1,360	5.0	-	23	79.6	140	-
12/22/2021	16:13	JDS	1,464	1,337	5.0	-	23	80.0	140	-
12/23/2021	7:28	MT	1,498	1,354	5.0	-	23	80.1	138	-
12/23/2021	12:54	BC	1,441	1,313	5.0	-	23	80.6	140	-
12/23/2021	15:40	JDS	1,419	1,310	5.0	-	23	80.6	140	-
12/24/2021	8:46	VJH	1,526	1,382	5.0	-	23	80.6	140	-
12/24/2021	13:01	VJH	1,420	1,312	5.0	-	23	80.1	140	-
12/24/2021	15:12	VJH	1,463	1,335	5.0	-	23	80.1	140	-
12/25/2021	8:13	VJH	1,393	1,288	5.0	-	23	79.9	140	-
12/25/2021	12:30	VJH	1,385	1,286	5.0	-	23	78.9	140	-
12/25/2021	15:15	VJH	1,396	1,286	5.0	-	23	79.0	140	-
12/26/2021	8:04	JSH	1,402	1,300	5.0	-	23	79.8	140	-
12/26/2021	11:06	JSH	1,482	1,353	5.0	-	23	78.8	140	-
12/26/2021	15:20	JSH	1,453	1,333	5.0	-	23	79.0	136	-
12/27/2021	7:55	JDS	1,556	1,402	5.0	-	23	79.8	140	-
12/27/2021	11:50	JDS	1,400	1,293	5.0	-	23	70.3	115	-
12/27/2021	15:37	MT	1,411	1,280	5.0	-	23	70.1	115	-

Table 10
Summary of System Two Operating Data

Colonial Pipeline Company
2020-L1-SR2448
Huntersville, North Carolina

Date	Time	Initials	Inlet Temperature (Deg. F)	Outlet Temperature (Deg. F)	Signal (V)	Flame Ox (Hz)	Flame Ox VFD Speed (%)	Blower VFD Speed (%)	Vacuum (Inches of H_2O)	Vacuum (Inches of Hg)
12/28/2021	7:14	JDS	1,345	1,247	5.0	-	23	70.9	116	-
12/28/2021	12:54	JDS	1,401	1,328	5.0	-	30	66.2	108	-
12/28/2021	15:37	VJH	1,477	1,388	5.0	-	30	75.4	138	-
12/29/2021	7:22	JDS	1,409	1,310	5.0	-	23	80.8	140	-
12/29/2021	11:46	JDS	1,402	1,311	5.0	-	23	79.6	140	-
12/29/2021	15:40	JDS	1,444	1,330	5.0	-	23	79.7	140	-
12/30/2021	7:49	JDS	1,444	1,330	5.0	-	23	80.0	140	-
12/30/2021	12:47	CSM	1,419	1,330	5.0	-	23	79.8	140	-
12/30/2021	14:47	System Offline (generator service)								
12/30/2021	15:25	MT	1,423	1,303	5.0	-	25	80.3	140	-
12/31/2021	8:42	JSH	1,473	1,343	5.0	-	23	80.4	140	-
12/31/2021	11:57	JSH	1,434	1,319	5.0	-	23	79.5	140	-
12/31/2021	15:36	JSH	1,454	1,324	5.0	-	23	79.3	140	-
1/1/2022	8:55	JSH	1,449	1,327	5.0	-	23	79.4	140	-
1/1/2022	11:55	JSH	1,463	1,336	5.0	-	23	78.8	140	-
1/1/2022	14:33	JSH	1,469	1,337	5.0	-	23	78.6	140	-
1/2/2022	8:45	KZ	1,502	1,360	5.0	-	23	79.4	140	-
1/2/2022	12:29	KZ	1,523	1,381	5.0	-	23	79.8	140	-
1/2/2022	16:50	KZ	1,524	1,374	5.0	-	23	80	139	-
1/3/2022	7:26	VH	1,680	1,510	5.0	-	23	81	140	-
1/3/2022	11:18	JDS	1,702	1,535	5.0	-	23	81.6	140	-
1/3/2022	16:17	JSH	1,630	1,473	5.0	-	23	82.2	140	-
1/4/2022	7:31	JDS	1,689	1,508	5.0	-	23	82.4	140	-
1/4/2022	12:52	JDS	1,610	1,454	5.0	-	23	82.5	140	-
1/4/2022	15:23	JSH	1,555	1,410	5.0	-	23	81.3	140	-
1/5/2022	7:21	BC	1,673	1,493	5.0	-	23	81.2	140	-
1/5/2022	12:04	JDS	1,576	1,423	5.0	-	23	80.5	140	-
1/5/2022	15:37	Jsh	1,562	1,406	5.0	-	23	80	140	-
1/6/2022	7:30	JDS	1,694	1,510	5.0	-	23	80	139	-
1/6/2022	12:25	JDS	1,550	1,402	5.0	-	23	79.8	139	-
1/6/2022	16:35	BC	1,536	1,382	5.0	-	23	79.7	140	-

Table 10
Summary of System Two Operating Data

Colonial Pipeline Company
2020-L1-SR2448
Huntersville, North Carolina

Date	Time	Initials	Inlet Temperature (Deg. F)	Outlet Temperature (Deg. F)	Signal (V)	Flame Ox (Hz)	Flame Ox VFD Speed (%)	Blower VFD Speed (%)	Vacuum (Inches of H_2O)	Vacuum (Inches of Hg)
1/7/2022	7:20	BC	1,656	1,484	5.0	-	23	80	140	-
1/7/2022	12:18	MT	1,559	1,407	5.0	-	23	79.8	140	-
1/7/2022	15:39	JDS	1,520	1,383	5.0	-	23	81	140	-
1/8/2022	7:40	JDS	1,576	1,424	5.0	-	23	81	140	-
1/8/2022	12:18	JDS	1,526	1,380	5.0	-	23	80.8	140	-
1/8/2022	15:34	JDS	1,467	1,344	5.0	-	23	80.7	140	-
1/9/2022	8:16	KZ	1,559	1,336	5.0	-	23	80.9	140	-
1/9/2022	12:20	KZ	1,460	1,340	5.0	-	23	80.8	139	-
1/9/2022	16:05	KZ	1,478	1,340	5.0	-	23	80.1	140	-
1/10/2022	7:25	BC	1,575	1,423	5.0	-	23	80.6	140	-
1/10/2022	12:34	JDS	1,529	1,393	5.0	-	23	80.9	140	-
1/10/2022	15:35	JDS	1,523	1,386	5.0	-	23	81.1	140	-
1/11/2022	7:29	BC	1,600	1,441	5.0	-	23	81.3	140	-
1/11/2022	13:02	Kz	1,512	1,375	5.0	-	23	81.7	140	-
1/11/2022	15:55	JDS	1,497	1,359	5.0	-	23	81.7	140	-
1/12/2022	7:39	JDS	1,590	1,438	5.0	-	23	81.2	140	-
1/12/2022	12:04	BC	1,494	1,355	5.0	-	23	81.1	140	-
1/12/2022	13:19	JDS	1,488	1,352	5.0	-	23	80.8	136	-
1/12/2022	15:39	JDS	1,481	1,353	5.0	-	23	81	116	-
1/13/2022	7:29	BC	1,599	1,435	5.0	-	23	80.4	80	-
1/13/2022	12:22	JDS	1,502	1,363	5.0	-	23	80.5	127	-
1/13/2022	15:38	JDS	1,481	1,352	5.0	-	23	80.2	119	-
1/14/2022	7:20	BC	1,609	1,440	5.0	-	23	80.2	90	-
1/14/2022	11:44	JDS	1,405	1,305	5.0	-	23	79.8	126	-
1/14/2022	15:27	MT	1,396	1,299	5.0	-	23	78.9	126	-
1/15/2022	8:02	MT	1,418	1,305	5.0	-	23	80.7	80	-
1/15/2022	12:50	BC	1,406	1,312	5.0	-	23	81	104	-
1/15/2022	16:20	BC	1,403	1,292	5.0	-	23	80.9	100	-
1/16/2022	System down due to winter storm									
1/17/2022	System down due to winter storm									

Table 10
Summary of System Two Operating Data

Colonial Pipeline Company
2020-L1-SR2448
Huntersville, North Carolina

Date	Time	Initials	Inlet Temperature (Deg. F)	Outlet Temperature (Deg. F)	Signal (V)	Flame Ox (Hz)	Flame Ox VFD Speed (%)	Blower VFD Speed (%)	Vacuum (Inches of H_2O)	Vacuum (Inches of Hg)
1/18/2022	13:05	BC	1,518	1,380	5.0	-	25	81.2	130	-
1/18/2022	16:00	MT	1,490	1,365	5.0	-	25	81.8	118	-
1/19/2022	7:25	BC	1,475	1,359	5.0	-	25	81.4	85	-
1/19/2022	12:48	MT	1,462	1,353	5.0	-	25	81.5	125	-
1/19/2022	16:45	BC	1,430	1,316	5.0	-	25	81.2	118	-
1/20/2022	7:21	BC	1,410	1,299	5.0	-	25	81.2	102	-
1/20/2022	11:58	BC	1,402	1,312	5.0	-	25	81.2	110	-
1/20/2022	3:59	MT	1,401	1,304	5.0	-	25	81.4	100	-
1/21/2022	System down due to generator issues									
1/22/2022	System down due to generator issues									
1/23/2022	System down due to generator issues									
1/24/2022	11:53	JDS	1,583	1,435	5.0	-	25	81.6	137	-
1/24/2022	16:39	BC	1,540	1,390	5.0	-	25	80.7	115	-
1/25/2022	7:17	JDS	1,548	1,403	5.0	-	25	80.3	96	-
1/25/2022	12:34	JDS	1,445	1,345	5.0	-	25	80.1	143	-
1/25/2022	16:08	JDS	1,468	1,354	5.0	-	25	80.5	139	-
1/26/2022	7:17	JDS	1,567	1,419	5.0	-	25	80.8	110	-
1/26/2022	15:40	JDS	1,415	1,307	5.0	-	25	71.4	88	-
1/27/2022	16:56	JDS	1,413	1,343	5.0	-	35	82.1	100	-
1/28/2022	7:23	BC	1,408	1,308	5.0	-	28	80.6	85	-
1/28/2022	13:00	BC	1,407	1,327	5.0	-	28	80.7	115	-
1/28/2022	15:16	MT	1,412	1,301	5.0	-	28	80.3	116	-
1/29/2022	System down due to winter storm									
1/29/2022	16:20	JDS	1,444	1,346	5.0	-	30	80.7	92	-
1/30/2022	8:50	KZ	1,480	1,357	5.0	-	25	81.1	80	-
1/30/2022	12:30	KZ	1,430	1,315	5.0	-	25	80.6	125	-
1/30/2022	16:30	KZ	1,398	1,316	5.0	-	25	80.2	115	-
1/31/2022	7:19	BC	1,485	1,352	5.0	-	25	80.9	80	-
1/31/2022	12:58	JDS	1,407	1,309	5.0	-	25	80.6	135	-
1/31/2022	17:00	JDS	1,411	1,314	5.0	-	23	81.6	120	-

Table 10
Summary of System Two Operating Data

Colonial Pipeline Company
2020-L1-SR2448
Huntersville, North Carolina

Date	Time	Initials	Inlet Temperature (Deg. F)	Outlet Temperature (Deg. F)	Signal (V)	Flame Ox (Hz)	Flame Ox VFD Speed (%)	Blower VFD Speed (%)	Vacuum (Inches of H_2O)	Vacuum (Inches of Hg)
2/1/2022	7:15	JDS	1,465	1,343	5.0	-	23	81.7	80	-
2/1/2022	12:05	JDS	1,403	1,307	5.0	-	23	81.7	131	-
2/2/2022	7:13	JDS	1,410	1,313	5.0	-	30	81.4	77	-
2/2/2022	11:43	JDS	1,400	1,317	5.0	-	25	80.9	115	-
2/2/2022	16:21	JDS	1,406	1,319	5.0	-	23	81.4	120	-
2/3/2022	7:37	BC	1,404	1,302	5.0	-	23	80.5	100	-
2/3/2022	12:39	JDS	1,402	1,306	5.0	-	23	80.8	110	-
2/3/2022	16:11	BC	1,401	1,296	5.0	-	23	80.9	110	-
2/4/2022	7:22	BC	1,480	1,339	5.0	-	23	80.9	125	-
2/4/2022	12:14	BC	1,462	1,330	5.0	-	23	80.8	130	-
2/4/2022	15:40	CSM	1,442	1,330	5.0	-	23	80.8	130	-
2/5/2022	8:05	MT	1,562	1,411	5.0	-	23	81.7	75	-
2/5/2022	11:04	MT	1,519	1,372	5.0	-	23	80.9	125	-
2/5/2022	16:06	MT	1,421	1,315	5.0	-	23	82.3	108	-
2/6/2022	8:52	KZ	1,530	1,393	5.0	-	23	82.1	110	-
2/6/2022	13:45	KZ	1,416	1,320	5.0	-	23	81.2	125	-
2/6/2022	16:36	KZ	1,415	1,332	5.0	-	23	82.1	105	-
2/7/2022	7:20	JDS	1,544	1,400	5.0	-	23	81.4	90	-
2/7/2022	11:44	RDC	1,510	1,377	5.0	-	23	81.3	100	-
2/7/2022	16:40	BC	1,491	1,393	5.0	-	23	80.5	100	-
2/8/2022	7:14	JFO	1,560	1,412	5.0	-	23	81.3	95	-
2/8/2022	12:54	JDS	1,506	1,371	5.0	-	23	82.5	100	-
2/8/2022	17:35	JDS	1,416	1,327	5.0	-	23	82.6	136	-
2/9/2022	7:17	JDS	1,472	1,348	5.0	-	23	82.5	160	-
2/10/2022	16:16	JDS	1,537	1,392	5.0	-	23	78.6	150	-
2/11/2022	7:33	JDS	1,522	1,377	5.0	-	23	79.6	71	-
2/11/2022	12:24	JFO	1,501	1,367	5.0	-	23	78.6	140	-
2/11/2022	15:32	JFO	1,465	1,350	5.0	-	23	78.4	135	-
2/12/2022	8:30	VJH	1,511	1,377	5.0	-	23	77.7	105	-
2/12/2022	12:21	VJH	1,436	1,337	5.0	-	23	77.4	140	-
2/12/2022	15:49	VJH	1,435	1,335	5.0	-	23	77.3	140	-

Table 10
Summary of System Two Operating Data

Colonial Pipeline Company
2020-L1-SR2448
Huntersville, North Carolina

Date	Time	Initials	Inlet Temperature (Deg. F)	Outlet Temperature (Deg. F)	Signal (V)	Flame Ox (Hz)	Flame Ox VFD Speed (%)	Blower VFD Speed (%)	Vacuum (Inches of H_2O)	Vacuum (Inches of Hg)
2/13/2022	8:50	KZ	1,452	1,346	5.0	-	23	77.5	80	-
2/13/2022	12:50	KZ	1,559	1,405	5.0	-	23	77.7	83	-
2/13/2022	16:02	KZ	1,537	1,386	5.0	-	23	77.6	89	-
2/14/2022	7:34	JDS	1,577	1,423	5.0	-	23	78.1	65	-
2/14/2022	13:01	RDC	1,530	1,381	5.0	-	23	78.3	119	-
2/14/2022	16:45	BC	1,530	1,377	5.0	-	23	78.4	100	-
2/15/2022	7:14	RDC	1,549	1,395	5.0	-	23	78.7	64	-
2/15/2022	11:57	JDS	1,515	1,372	5.0	-	23	79.1	120	-
2/15/2022	15:51	JDS	1,496	1,360	5.0	-	23	78.6	120	-
2/16/2022	7:13	JDS	1,468	1,339	5.0	-	23	81.1	73	-
2/16/2022	12:55	JDS	1,485	1,343	5.0	-	23	81	129	-
2/16/2022	16:04	JDS	1,514	1,370	5.0	-	23	81	137	-
2/17/2022	7:12	JDS	1,488	1,355	5.0	-	23	80.7	105	-
2/17/2022	12:35	JDS	1,488	1,352	5.0	-	23	81.2	136	-
2/17/2022	15:32	MT	1,490	1,343	5.0	-	23	80.3	131	-
2/18/2022	8:09	JDS	1,452	1,331	5.0	-	23	81	120	-
2/18/2022	12:13	JFO	1,483	1,351	5.0	-	23	80.6	140	-
2/18/2022	15:53	JDS	1,488	1,355	5.0	-	23	80.4	139	-
2/19/2022	7:56	JDS	1,456	1,333	5.0	-	23	81.5	72	-
2/19/2022	13:17	JDS	1,495	1,361	5.0	-	23	81.1	134	-
2/19/2022	15:43	JDS	1,468	1,343	5.0	-	23	80.8	132	-
2/20/2022	8:45	KZ	1,447	1,328	5.0	-	23	81.7	78	-
2/20/2022	13:25	KZ	1,418	1,312	5.0	-	23	81.3	132	-
2/20/2022	16:00	KZ	1,415	1,310	5.0	-	23	81.8	125	-
2/21/2022	7:16	JDS	1,458	1,331	5.0	-	23	81.7	75	-
2/21/2022	System Offline									
2/21/2022	17:30	JFO	1,446	1,381	5.0	-	23	78	105	-
2/22/2022	7:16	JDS	1,405	1,308	5.0	-	23	82	105	-
2/22/2022	11:50	JDS	1,447	1,330	5.0	-	23	81.6	120	-
2/22/2022	15:46	JFO	1,427	1,318	5.0	-	23	80.9	130	-

Table 10
Summary of System Two Operating Data

Colonial Pipeline Company
2020-L1-SR2448
Huntersville, North Carolina

Date	Time	Initials	Inlet Temperature (Deg. F)	Outlet Temperature (Deg. F)	Signal (V)	Flame Ox (Hz)	Flame Ox VFD Speed (%)	Blower VFD Speed (%)	Vacuum (Inches of H_2O)	Vacuum (Inches of Hg)
2/23/2022	System Offline									
2/23/2022	15:51	JFO	1,405	1,315	5.0	-	23	74	105	-
2/24/2022	7:19	JFO	1,408	1,288	5.0	-	23	73	80	-
2/24/2022	12:02	BC	1,408	1,294	5.0	-	23	73	85	-
2/24/2022	16:31	BC	1,535	1,401	5.0	-	23	82.1	108	-
2/25/2022	7:18	JDS	1,459	1,342	5.0	-	23	81	90	-
2/25/2022	12:03	JDS	1,510	1,372	5.0	-	23	81.5	110	-
2/25/2022	15:16	JDS	1,478	1,346	5.0	-	23	80.7	131	-
2/26/2022	8:47	JSH	1,474	1,352	5.0	-	23	81.6	90	-
2/26/2022	11:23	JSH	1,463	1,341	5.0	-	23	81.8	97	-
2/26/2022	15:29	JSH	1,394	1,307	5.0	-	23	81.5	107	-
2/27/2022	8:10	KZ	1,510	1,372	5.0	-	23	81.7	88	-
2/27/2022	12:30	KZ	1,542	1,340	5.0	-	23	82.6	93	-
2/27/2022	16:25	KZ	1,525	1,377	5.0	-	23	81.7	96	-
2/28/2022	7:35	BC	1,734	1,652	5.0	-	52.3	86.4	41	-
2/28/2022	12:55	JDS	1,500	1,366	5.0	-	23	81.3	135	-
2/28/2022	15:38	JDS	1,540	1,397	5.0	-	23	81.7	136	-
3/1/2022	7:27	JDS	1,545	1,400	5.0	-	23	82.2	77	-
3/1/2022	12:38	JDS	1,533	1,387	5.0	-	23	81.5	146	-
3/1/2022	15:51	JDS	1,564	1,412	5.0	-	23	81.3	141	-
3/2/2022	7:30	BC	1,549	1,396	5.0	-	23	81.9	80	-
3/2/2022	11:35	JDS	1,533	1,389	5.0	-	23	80.6	150	-
3/2/2022	16:31	CSM	1,524	1,381	5.0	-	23	80.5	151	-
3/3/2022	7:33	JFO	1,561	1,414	5.0	-	23	81.7	90	-
3/3/2022	12:37	JDS	1,538	1,390	5.0	-	23	80.2	162	-
3/3/2022	15:56	JDS	1,543	1,399	5.0	-	23	80.1	160	-
3/4/2022	7:31	JDS	1,518	1,379	5.0	-	23	82.1	87	-
3/4/2022	12:49	MT	1,501	1,367	5.0	-	23	81.7	128	-
3/4/2022	16:01	BC	1,484	1,344	5.0	-	23	81.5	130	-

Table 10
Summary of System Two Operating Data

Colonial Pipeline Company
2020-L1-SR2448
Huntersville, North Carolina

Date	Time	Initials	Inlet Temperature (Deg. F)	Outlet Temperature (Deg. F)	Signal (V)	Flame Ox (Hz)	Flame Ox VFD Speed (%)	Blower VFD Speed (%)	Vacuum (Inches of H_2O)	Vacuum (Inches of Hg)
3/5/2022	8:35	BC	1,487	1,349	5.0	-	23	82	90	-
3/5/2022	12:50	BC	1,491	1,346	5.0	-	23	80.8	140	-
3/5/2022	16:40	BC	1,476	1,333	5.0	-	23	81.1	130	-
3/6/2022	8:30	KZ	1,478	1,342	5.0	-	23	81.8	116	-
3/6/2022	13:32	KZ	1,433	1,318	5.0	-	23	80.7	140	-
3/6/2022	16:30	KZ	1,462	1,331	5.0	-	23	80.4	140	-
3/7/2022	7:34	BC	1,448	1,320	5.0	-	23	81.2	115	-
3/7/2022	13:04	JSH	1,458	1,331	5.0	-	23	79.3	144	-
3/7/2022	15:54	JSH	1,486	1,347	5.0	-	23	79.6	135	-
3/8/2022	7:11	JDS	1,435	1,320	5.0	-	23	80.8	95	-
3/8/2022	12:41	JDS	1,421	1,313	5.0	-	23	80.1	128	-
3/8/2022	15:26	JSH	1,433	1,316	5.0	-	23	80.6	115	-
3/9/2022	7:14	JDS	1,503	1,369	5.0	-	23	82.2	100	-
3/9/2022	11:15	JDS	1,401	1,288	5.0	-	23	85.9	114	-
3/9/2022	15:20	JSH	1,402	1,284	5.0	-	23	85.7	117	-
3/9/2022	15:41	RDC	1,399	1,283	5.0	-	23	85.8	120	-
3/10/2022	7:23	CSM	1,399	1,288	5.0	-	23	86.3	105	-
3/10/2022	12:09	JDS	1,403	1,293	5.0	-	23	86.2	110	-
3/10/2022	15:10	JSH	1,588	1,435	5.0	-	23	82.1	109	-
3/11/2022	7:20	JDS	1,557	1,406	5.0	-	23	82	77	-
3/11/2022	11:12	JDS	1,549	1,405	5.0	-	23	81.8	120	-
3/11/2022	15:29	JDS	1,544	1,391	5.0	-	23	80	132	-
3/12/2022	8:17	JDS	1,588	1,438	5.0	-	23	80.3	90	-
3/12/2022	12:56	JDS	1,587	1,435	5.0	-	23	80.4	95	-
3/12/2022	15:12	JDS	1,550	1,399	5.0	-	23	81	100	-
3/13/2022	Power Outage									
3/14/2022	12:18	JDS	1,503	1,367	5.0	-	23	82.8	131	-
3/14/2022	16:09	JFO	1,480	1,349	5.0	-	23	82.3	140	-
3/15/2022	7:58	BC	1,425	1,310	5.0	-	23	82.8	75	-
3/15/2022	12:06	JSH	1,492	1,356	5.0	-	23	82.2	134	-
3/15/2022	15:39	CSM	1,440	1,327	5.0	-	23	81.8	136	-

Table 10
Summary of System Two Operating Data

Colonial Pipeline Company
2020-L1-SR2448
Huntersville, North Carolina

Date	Time	Initials	Inlet Temperature (Deg. F)	Outlet Temperature (Deg. F)	Signal (V)	Flame Ox (Hz)	Flame Ox VFD Speed (%)	Blower VFD Speed (%)	Vacuum (Inches of H_2O)	Vacuum (Inches of Hg)
3/16/2022	7:16	JDS	1,483	1,346	5.0	-	23	83.1	100	-
3/16/2022	11:55	JDS	1,427	1,325	5.0	-	23	82	121	-
3/16/2022	16:11	JFO	1,477	1,327	5.0	-	23	82.3	110	-
3/17/2022	7:29	JDS	1,490	1,349	5.0	-	23	82.7	104	-
3/17/2022	11:42	JDS	1,502	1,368	5.0	-	23	81.5	135	-
3/17/2022	16:00	JDS	1,536	1,389	5.0	-	23	80.9	157	-
3/18/2022	7:16	JFO	1,502	1,365	5.0	-	23	82.6	95	-
3/18/2022	12:19	JFO	1,500	1,354	5.0	-	23	79.2	125	-
3/18/2022	15:29	CSM	1,500	1,364	5.0	-	23	79.3	135	-
3/19/2022	8:10	VJH	1,435	1,323	5.0	-	23	80.2	110	-
3/19/2022	12:42	VJH	1,480	1,338	5.0	-	23	79.3	135	-
3/19/2022	15:51	VJH	1,482	1,349	5.0	-	23	78.1	150	-
3/20/2022	8:31	KZ	1,693	1,513	5.0	-	23	79.8	89	-
3/20/2022	12:01	KZ	1,485	1,354	5.0	-	23	79.2	128	-
3/20/2022	15:25	KZ	1,504	1,371	5.0	-	23	79.4	140	-
3/21/2022	7:50	VJH	1,642	1,484	5.0	-	23	80.3	140	-
3/21/2022	12:27	JDS	1,436	1,324	5.0	-	23	78.8	140	-
3/21/2022	16:47	JDS	1,416	1,311	5.0	-	23	78.7	140	-
3/22/2022	7:11	JDS	1,613	1,454	5.0	-	23	80.6	86	-
3/22/2022	12:33	JDS	1,420	1,314	5.0	-	23	79.1	138	-
3/22/2022	15:43	RDC	1,426	1,315	5.0	-	23	78.3	145	-
3/23/2022	7:22	JDA	1,435	1,321	5.0	-	23	79.7	100	-
3/23/2022	12:14	BC	1,413	1,306	5.0	-	23	79.3	90	-
3/23/2022	15:57	JDS	1,415	1,314	5.0	-	23	78.9	116	-
3/24/2022	7:32	RDC	1,436	1,324	5.0	-	23	79.8	118	-
3/24/2022	16:16	JDS	1,415	1,313	5.0	-	23	79.1	125	-
3/25/2022	7:25	JFO	1,632	1,470	5.0	-	23	83.4	82	-
3/25/2022	13:02	JSH	1,428	1,328	5.0	-	23	83.1	142	-
3/25/2022	16:01	JSH	1,415	1,322	5.0	-	23	83.5	123	-

Table 10
Summary of System Two Operating Data

Colonial Pipeline Company
2020-L1-SR2448
Huntersville, North Carolina

Date	Time	Initials	Inlet Temperature (Deg. F)	Outlet Temperature (Deg. F)	Signal (V)	Flame Ox (Hz)	Flame Ox VFD Speed (%)	Blower VFD Speed (%)	Vacuum (Inches of H_2O)	Vacuum (Inches of Hg)
3/26/2022	7:58	MT	1,557	1,404	0.0	-	23	83.7	72	-
3/26/2022	11:58	MT	1,391	1,311	5.0	-	23	83.6	122	-
3/26/2022	16:13	MT	1,403	1,313	5.0	-	23	83.1	128	-
3/27/2022	8:30	Kz	1,492	1,366	5.0	-	23	83.7	75	-
3/27/2022	12:00	Kz	1,387	1,312	5.0	-	23	83.6	125	-
3/27/2022	16:49	Kz	1,393	1,312	5.0	-	23	83.4	135	-
3/28/2022	7:25	BC	1,462	1,342	5.0	-	23	84.3	60	-
3/28/2022	11:32	JDS	1,405	1,322	5.0	-	23	83.7	123	-
3/29/2022	System down to facilitate System-1 repairs									
3/30/2022	System down to facilitate System-1 repairs									
3/31/2022	System down to facilitate System-1 repairs									
4/1/2022	17:15	JFO	1,545	1,412	5.0	-	23	5	135	-
4/2/2022	8:28	JSH	1,399	1,299	5.0	-	23	82.8	72	-
4/2/2022	12:44	JSH	1,397	1,285	5.0	-	23	82.3	123	-
4/2/2022	15:44	RDC	1,406	1,296	5.0	-	23	82.5	125	-
4/3/2022	8:12	KZ	1,505	1,356	5.0	-	23	83	75	-
4/3/2022	12:00	KZ	1,410	1,294	5.0	-	23	81.9	135	-
4/3/2022	15:20	KZ	1,389	1,283	5.0	-	23	81.7	145	-
4/4/2022	7:35	JFO	1,508	1,353	5.0	-	23	83.1	70	-
4/4/2022	12:38	JDS	1,401	1,287	5.0	-	23	82.5	130	-
4/4/2022	15:53	JDS	1,404	1,287	5.0	-	23	81	135	-
4/5/2022	7:20	JDS	1,476	1,342	5.0	-	23	83.2	80	-
4/5/2022	11:30	CSM	1,406	1,290	5.0	-	23	82.4	113	-
4/6/2022	7:28	JDS	1,411	1,287	5.0	-	23	82.6	95	-
4/6/2022	12:09	JDS	1,408	1,292	5.0	-	23	80.6	135	-
4/6/2022	16:08	CSM	1,392	1,284	5.0	-	23	80.6	150	-
4/7/2022	7:31	JDS	1,408	1,287	5.0	-	23	81.5	105	-
4/8/2022	System down to facilitate System-1 repairs									
4/9/2022	System down to facilitate System-1 repairs									
4/10/2022	System down to facilitate System-1 repairs									
4/11/2022	System down to facilitate System-1 repairs									

Table 10
Summary of System Two Operating Data

Colonial Pipeline Company
2020-L1-SR2448
Huntersville, North Carolina

Date	Time	Initials	Inlet Temperature (Deg. F)	Outlet Temperature (Deg. F)	Signal (V)	Flame Ox (Hz)	Flame Ox VFD Speed (%)	Blower VFD Speed (%)	Vacuum (Inches of H_2O)	Vacuum (Inches of Hg)
4/12/2022	System down to facilitate System-1 repairs									
4/13/2022	System down to facilitate System-1 repairs									
4/14/2022	System down to facilitate System-1 repairs									
4/15/2022	11:41	JDS	1,402	1,296	5.0	-	23	85	113	-
4/15/2022	15:12	JSH	1,399	1,292	5.0	-	23	83.5	124	-
4/16/2022	12:00	MT	1,404	1,324	5.0	-	23	84.1	124	-
4/16/2022	15:44	MT	1,395	1,315	5.0	-	23	83.9	124	-
4/17/2022	8:04	CSM	1,392	1,321	5.0	-	23	85.2	75	-
4/17/2022	12:39	JDS	1,403	1,315	5.0	-	23	84.5	135	-
4/17/2022	15:10	JDS	1,402	1,315	5.0	-	23	83.3	135	-
4/18/2022	7:43	JSH	1,387	1,307	5.0	-	23	86	65	-
4/18/2022	11:34	JDS	1,407	1,313	5.0	-	23	87	68	-
4/18/2022	15:22	JDS	1,401	1,288	5.0	-	23	87	90	-
4/19/2022	7:33	JDS	1,420	1,313	5.0	-	23	84.6	50	-
4/19/2022	12:58	JDS	1,425	1,244	5.0	-	23	85	105	-
4/19/2022	15:46	JDS	1,421	1,289	5.0	-	23	84.5	110	-
4/20/2022	7:18	JFO	1,413	1,307	5.0	-	23	88	50	-
4/20/2022	11:48	JFO	1,396	1,257	5.0	-	23	87.5	11	-
4/20/2022	16:11	JFO	1,392	1,315	5.0	-	23	84	120	-
4/21/2022	7:16	JDS	1,417	1,274	5.0	-	23	85.1	65	-
4/21/2022	11:44	JD	1,414	1,292	5.0	-	23	84.4	88	-
4/21/2022	15:39	CSM	1,386	1,306	5.0	-	23	84.4	120	-
4/22/2022	7:18	JDS	1,406	1,315	5.0	-	23	85.4	70	-
4/22/2022	11:31	JDS	1,409	1,312	5.0	-	23	75.1	126	-
4/22/2022	15:25	VJH	1,390	1,288	5.0	-	23	74.2	140	-
4/23/2022	8:01	JSH	1,384	1,263	5.0	-	23	75.6	75	-
4/23/2022	11:31	JSH	1,401	1,312	5.0	-	23	74.9	126	-
4/23/2022	15:05	JSH	1,400	1,283	5.0	-	23	74.1	130	-
4/24/2022	8:02	KZ	1,370	1,284	5.0	-	23	75.4	75	-
4/24/2022	12:30	KZ	1,406	1,307	5.0	-	23	74.3	124	-
4/24/2022	15:40	KZ	1,407	1,304	5.0	-	23	74.1	140	-

Table 10
Summary of System Two Operating Data

Colonial Pipeline Company
2020-L1-SR2448
Huntersville, North Carolina

Date	Time	Initials	Inlet Temperature (Deg. F)	Outlet Temperature (Deg. F)	Signal (V)	Flame Ox (Hz)	Flame Ox VFD Speed (%)	Blower VFD Speed (%)	Vacuum (Inches of H_2O)	Vacuum (Inches of Hg)
4/25/2022	7:39	JSH	1,407	1,318	5.0	-	23	75.4	74	-
4/25/2022	13:56	JDS	1,404	1,287	5.0	-	23	74	138	-
4/25/2022	16:12	JDS	1,403	1,297	5.0	-	23	76.9	134	-
4/26/2022	7:17	JDS	1,408	1,316	5.0	-	23	76.6	76	-
4/26/2022	12:45	JDS	1,401	1,294	5.0	-	23	74.4	136	-
4/26/2022	15:42	JDS	1,402	1,292	5.0	-	23	75.9	107	-
4/27/2022	7:23	JDS	1,406	1,296	5.0	-	23	75.1	42	-
4/27/2022	14:01	JDS	1,400	1,265	5.0	-	23	45.7	80	-
4/27/2022	16:07	JDS	1,402	1,264	5.0	-	23	45.6	76	-
4/28/2022	7:16	JDS	1,401	1,265	5.0	-	23	46.4	2	-
4/28/2022	13:30	JFO	1,395	1,260	5.0	-	23	45.6	80	-
4/28/2022	17:01	JD	1,407	1,270	5.0	-	23	55.1	85	-
4/29/2022	7:51	BC	1,401	1,271	5.0	-	22	55.4	25	-
4/29/2022	12:41	JDS	1,405	1,279	5.0	-	22	61.3	90	-
4/29/2022	15:24	JD	1,404	1,277	5.0	-	20	60.6	97	-
4/30/2022	8:11	JDS	1,402	1,282	5.0	-	20	61.4	55	-
4/30/2022	12:20	JDS	1,403	1,276	5.0	-	20	60.6	100	-
4/30/2022	15:10	JDS	1,401	1,283	5.0	-	20	59.4	105	-
5/1/2022	8:12	KZ	1,401	1,277	5.0	-	20	60.7	45	-
5/1/2022	11:40	KZ	1,400	1,275	5.0	-	20	60	92	-
5/1/2022	16:40	KZ	1,399	1,284	5.0	-	20	61.1	78	-
5/8/2022	8:10	KZ	1,400	1,292	5.0	-	25	61.5	36	-
5/8/2022	11:52	KZ	1,398	1,286	5.0	-	25	62.4	50	-
5/8/2022	15:25	KZ	1,402	1,284	5.0	-	25	62.8	58	-
5/9/2022	8:05	JSH	1,406	1,293	5.0	-	25	61.8	28	-
5/9/2022	12:22	JDS	1,402	1,293	5.0	-	25	61.7	87	-
5/9/2022	15:21	JDS	1,400	1,286	5.0	-	20	65.3	105	-
5/10/2022	7:20	JFO	1,402	1,290	5.0	-	20	66	25	-
5/10/2022	12:40	JDS	1,400	1,298	5.0	-	20	65.5	110	-
5/10/2022	16:55	JDS	1,404	1,288	5.0	-	20	73.2	115	-

Table 10
Summary of System Two Operating Data

Colonial Pipeline Company
2020-L1-SR2448
Huntersville, North Carolina

Date	Time	Initials	Inlet Temperature (Deg. F)	Outlet Temperature (Deg. F)	Signal (V)	Flame Ox (Hz)	Flame Ox VFD Speed (%)	Blower VFD Speed (%)	Vacuum (Inches of H_2O)	Vacuum (Inches of Hg)
5/11/2022	7:17	JDS	1,401	1,296	5.0	-	20	74.1	47	-
5/11/2022	13:32	JDS	1,402	1,298	5.0	-	20	73.5	122	-
5/11/2022	15:32	JSH	1,400	1,294	5.0	-	20	72.2	124	-
5/12/2022	7:47	BC	1,401	1,287	5.0	-	20	75	60	-
5/12/2022	12:18	JDS	1,405	1,297	5.0	-	20	74	94	-
5/12/2022	15:23	JDS	1,404	1,294	5.0	-	20	73.6	90	-
5/13/2022	7:39	BC	1,402	1,297	5.0	-	20	74.3	65	-
5/13/2022	12:17	JFO	1,395	1,287	5.0	-	20	74.9	90	-
5/13/2022	15:27	BC	1,404	1,321	5.0	-	20	73.9	95	-
5/14/2022	7:40	JFO	1,406	1,288	5.0	-	20	74	70	-
5/14/2022	12:14	JFO	1,400	1,292	5.0	-	20	73.2	110	-
5/14/2022	15:44	JFO	1,396	1,292	5.0	-	20	73	125	-
5/15/2022	7:44	JSH	1,401	1,292	5.0	-	20	74	65	-
5/15/2022	12:01	JSH	1,392	1,284	5.0	-	20	72.8	125	-
5/15/2022	15:14	JSH	1,397	1,288	5.0	-	72.6	20	123	-
5/16/2022	9:00	JFO	1,404	1,298	5.0	-	26	77	90	-
5/17/2022	7:37	JDS	1,407	1,295	5.0	-	20	79	68	-
5/17/2022	11:39	JSH	1,400	1,289	5.0	-	20	78.2	140	-
5/17/2022	15:06	JDS	1,403	1,296	5.0	-	20	77.6	145	-
5/18/2022	7:30	JDS	1,404	1,290	5.0	-	20	78.6	70	-
5/18/2022	11:42	JDS	1,401	1,292	5.0	-	20	73.8	135	-
5/18/2022	16:37	JFO	1,403	1,297	5.0	-	20	72.7	125	-
5/19/2022	7:35	JFO	1,398	1,290	5.0	-	20	73.7	82	-
5/19/2022	12:47	JDS	1,401	1,293	5.0	-	20	72.3	140	-
5/19/2022	16:25	MT	1,402	1,283	5.0	-	20	72.6	140	-
5/20/2022	7:58	JFO	1,404	1,283	5.0	-	20	74	90	-
5/20/2022	12:33	JDS	1,397	1,288	5.0	-	20	73.1	138	-
5/20/2022	15:41	BC	1,406	1,285	5.0	-	20	72.7	140	-
5/21/2022	7:19	JDS	1,407	1,299	5.0	-	20	74.3	84	-
5/21/2022	12:03	JDS	1,400	1,295	5.0	-	20	73.5	130	-
5/21/2022	16:06	JDS	1,404	1,293	5.0	-	20	74.3	85	-

Table 10
Summary of System Two Operating Data

Colonial Pipeline Company
2020-L1-SR2448
Huntersville, North Carolina

Date	Time	Initials	Inlet Temperature (Deg. F)	Outlet Temperature (Deg. F)	Signal (V)	Flame Ox (Hz)	Flame Ox VFD Speed (%)	Blower VFD Speed (%)	Vacuum (Inches of H_2O)	Vacuum (Inches of Hg)
5/22/2022	7:46	JSH	1,397	1,293	5.0	-	20	74	80	-
5/22/2022	12:10	JSH	1,400	1,291	5.0	-	20	73.8	128	-
5/22/2022	15:11	JSH	1,390	1,289	5.0	-	20	73.5	133	-
5/23/2022	7:45	JSH	1,399	1,297	5.0	-	20	74.9	76	-
5/23/2022	11:22	JDS	1,405	1,296	5.0	-	20	74.5	95	-
5/24/2022	7:21	JDS	1,402	1,292	5.0	-	20	74.9	65	-
5/24/2022	11:43	JD	1,396	1,288	5.0	-	20	68.8	65	-
5/24/2022	15:43	CSM	1,395	1,262	5.0	-	20	54.9	65	-
5/26/2022	7:35	JSH	1,398	1,289	5.0	-	20	57.7	30	-
5/26/2022	12:13	JSH	1,396	1,279	5.0	-	20	54.7	56	-
5/26/2022	15:13	JSH	1,402	1,283	5.0	-	20	57	75	-
5/27/2022	7:36	JFO	1,394	1,275	5.0	-	20	57	48	-
5/27/2022	11:51	JFO	1,392	1,279	5.0	-	20	57.5	100	-
5/27/2022	15:26	JFO	1,388	1,281	5.0	-	20	57.3	63	-
5/28/2022	8:39	JSH	1,397	1,289	5.0	-	20	58.4	60	-
5/28/2022	12:24	JSH	1,394	1,280	5.0	-	20	57.6	105	-
5/28/2022	15:10	JSH	1,400	1,281	5.0	-	20	57.4	110	-
5/29/2022	7:55	VJH	1,393	1,285	5.0	-	20	59.8	40	-
5/29/2022	12:02	VJH	1,390	1,275	5.0	-	20	57.4	110	-
5/29/2022	14:51	VJH	1,395	1,276	5.0	-	20	57.3	110	-
5/30/2022	8:05	JFO	1,404	1,287	5.0	-	20	58.9	60	-
5/30/2022	12:36	JFO	1,401	1,289	5.0	-	20	57.5	110	-
5/30/2022	17:25	JFO	1,403	1,281	5.0	-	20	57.5	100	-
5/31/2022	8:33	JDS	1,400	1,290	5.0	-	20	58.7	64	-
5/31/2022	13:00	JDS	1,401	1,287	5.0	-	20	69.9	136	-
5/31/2022	15:20	JD	1,401	1,295	5.0	-	20	75.9	148	-
6/1/2022	7:15	JDS	1,409	1,307	5.0	-	20	78.2	72	-
6/1/2022	13:52	MT	1,396	1,288	5.0	-	20	75.7	150	-
6/1/2022	15:51	JDS	1,401	1,283	5.0	-	20	75.7	134	-

Table 10
Summary of System Two Operating Data

Colonial Pipeline Company
2020-L1-SR2448
Huntersville, North Carolina

Date	Time	Initials	Inlet Temperature (Deg. F)	Outlet Temperature (Deg. F)	Signal (V)	Flame Ox (Hz)	Flame Ox VFD Speed (%)	Blower VFD Speed (%)	Vacuum (Inches of H_2O)	Vacuum (Inches of Hg)
6/2/2022	7:40	JDS	1,404	1,296	5.0	-	20	77.2	80	-
6/2/2022	11:44	JDS	1,405	1,300	5.0	-	20	76.3	150	-
6/2/2022	15:42	JDS	1,402	1,293	5.0	-	20	75.6	148	-
6/3/2022	7:16	JDS	1,406	1,296	5.0	-	20	76.6	77	-
6/3/2022	11:37	JDS	1,406	1,294	5.0	-	20	76.6	110	-
6/3/2022	15:03	JDS	1,402	1,297	5.0	-	20	75.8	110	-
6/4/2022	7:22	JDS	1,405	1,294	5.0	-	20	77.6	65	-
6/4/2022	12:17	JDS	1,401	1,291	5.0	-	20	75.6	126	-
6/4/2022	15:57	JDS	1,406	1,289	5.0	-	20	75.6	125	-
6/5/2022	8:08	JSH	1,400	1,299	5.0	-	20	78	69	-
6/5/2022	12:23	JSH	1,396	1,290	5.0	-	20	76.1	130	-
6/5/2022	15:09	JSH	1,401	1,289	5.0	-	20	75.9	130	-
6/6/2022	7:42	MT	1,404	1,290	5.0	-	20	78	68	-
6/6/2022	13:01	MT	1,399	1,290	5.0	-	20	76.3	125	-
6/6/2022	15:20	JDS	1,402	1,293	5.0	-	20	76	135	-
6/7/2022	7:49	JDS	1,400	1,290	5.0	-	20	77	77	-
6/7/2022	11:15	JDS	1,405	1,275	5.0	-	20	80.3	135	-
6/7/2022	16:09	JDS	1,401	1,287	5.0	-	20	80.5	119	-
6/8/2022	7:49	MT	1,408	1,273	5.0	-	20	82.7	85	-
6/8/2022	12:20	VJH	1,393	1,276	5.0	-	20	81.1	140	-
6/8/2022	15:21	JDA	1,404	1,289	5.0	-	20	80.6	125	-
6/9/2022	System offline for component replacement									
6/10/2022	System offline for component replacement									
6/11/2022	System offline for component replacement									
6/12/2022	System offline for component replacement									
6/13/2022	System offline for component replacement									
6/14/2022	System offline for component replacement									
6/15/2022	System offline for component replacement									
6/16/2022	System offline for component replacement									
6/17/2022	System offline for component replacement									
6/18/2022	System offline for component replacement									

Table 10
Summary of System Two Operating Data

Colonial Pipeline Company
2020-L1-SR2448
Huntersville, North Carolina

Date	Time	Initials	Inlet Temperature (Deg. F)	Outlet Temperature (Deg. F)	Signal (V)	Flame Ox (Hz)	Flame Ox VFD Speed (%)	Blower VFD Speed (%)	Vacuum (Inches of H_2O)	Vacuum (Inches of Hg)
6/19/2022	System offline for component replacement									
6/20/2022	System offline for component replacement									
6/21/2022	System offline for component replacement									
6/22/2022	System offline for component replacement									
6/23/2022	System offline for component replacement									

Notes:
Deg. F - Degrees Fahrenheit
Flame Ox - Flame Oxidation Unit
O&M - Operation and Maintenance
VFD - Variable Frequency Drive
% - Percent
V - Voltage
Hz - Hertz
H_2O - Water
Hg - Mercury

Table 11
Summary of Thermal Oxidizer Sampling Results

Colonial Pipeline Company
2020-L1-2448
Huntersville, North Carolina

Lab Report	Sample ID	Sample Date	Volatile Organic Compounds (EPA Method TO-15) (mg/m^3)																														
			Gasoline Range Organics	Acetone	Benzene	Benzyl chloride	2-Butanone (MEK)	Carbon tetrachloride	Chloromethane	Cyclohexane	1,4-Dichlorobenzene	1,1-Dichloroethene	Ethanol	Ethylbenzene	4-Ethyltoluene	n-Heptane	n-Hexane	Isopropylbenzene (Cumene)	2-Butanone (MEK)	Methyl methacrylate	Methyl-tert-butyl ether	2-Propanol	Propylene	Styrene	Tetrachloroethene	THC as Gas	Toluene	1,2,4-Trimethylbenzene	1,3,5-Trimethylbenzene	2,2,4-Trimethylpentane	Vinyl acetate	m&p-Xylene	o-Xylene
System 1 Influent Sample Results																																	
92512637	System 1 Influent	12/17/2020	**20,400**	<2.38	**326**	<0.831	<2.95	<1.01	<0.33	**451**	<0.962	<0.634	**5.54**	**49.0**	**16.7**	**330**	**2,590**	**2.13**	<2.95	<0.655	<0.577	**5.16**	<0.551	<0.681	<1.09	NA	**580**	**10.6**	**5.06**	**1,510**	<0.563	**151**	**46.0**
92513299	North Influent	12/22/2020	**34,700**	NA	NA	NA	NA	NA	NA	NA	NA	NA	NA	NA	NA	NA	NA	NA	NA	NA	NA	NA	NA	NA	NA	NA	NA	NA	NA	NA	NA	NA	NA
92516105	System 1 Influent	01/12/2021	**22,400**	<1.19	**140**	<0.416	<1.47	<0.504	<0.165	**165**	<0.481	<0.317	**2.36**	**22.7**	**4.66**	**155**	**1,060**	**1.34**	<1.47	<0.328	<0.288	**1.78**	<0.276	<0.34	<0.543	NA	**228**	**2.51**	**1.29**	**1,980**	<0.282	**121**	**18.0**
92518465	SYSTEM 1 INFLUENT	01/26/2021	**13,100**	<0.594	**287**	<0.208	<0.737	<0.252	<0.0826	**348**	<0.24	<0.159	**0.91**	**26.1**	**5.64**	**374**	**2,410**	**0.85**	<0.737	<0.164	<0.144	**2.45**	<0.138	<0.17	<0.272	NA	**478**	**2.85**	**1.50**	**1,320**	<0.141	**75.9**	**21.1**
92520512	System 1 Influent	02/05/2021	**32,300**	<0.238	**623**	<0.0831	<0.295	<0.101	<0.033	**857**	<0.0962	<0.0634	<0.095	**68.1**	**15.4**	**487**	**5,850**	**2.29**	<0.295	<0.0655	<0.0577	**1.34**	<0.0551	<0.0681	<0.109	NA	**1,100**	**7.90**	**4.15**	**3,740**	<0.0563	**185**	**49.9**
92527774	System 1 Influent	03/16/2021	**17,600**	<5.94	**323**	<2.08	<7.37	<2.52	<0.826	**382**	<2.4	<1.59	**9.67**	**39.5**	**9.08**	**425**	**3,050**	<1.97	<7.37	<1.64	<1.44	<6.15	<1.38	<1.7	<2.72	NA	**678**	**5.10**	**2.46**	**1,960**	<1.41	**121**	**35.2**
92529663	System 1 - North Inf.	03/25/2021	**12,500**	<2.38	**219**	<0.831	<2.95	<1.01	<0.33	**264**	<0.962	<0.634	**13.4**	**21.5**	<0.785	**311**	**4,830**	<0.787	<2.95	<0.655	<0.577	<2.46	<0.551	<0.681	<1.09	NA	<1,880	**1.82**	**1.10**	**2,370**	<0.563	**59.8**	**16.7**
92530260	System 1 Influent	03/30/2021	**20,400**	<5.94	**358**	<2.08	<7.37	<2.52	**23.1**	**399**	<2.4	<1.59	**3.79**	**61.1**	**15.8**	**544**	**2,980**	**2.21**	<7.37	<1.64	<1.44	<6.15	<1.38	<1.7	<2.72	NA	**799**	**9.33**	**4.68**	**2,100**	<1.41	**187**	**55.5**
92531390	System 1 Influent	04/06/2021	**16,900**	**44.2**	**301**	<4.16	<14.7	<5.04	<1.65	**365**	<4.81	<3.17	**206**	**55.1**	**19.9**	**438**	**2,780**	<3.93	<14.7	<3.28	<2.88	**129**	<2.76	<3.4	<5.43	NA	**731**	**13.3**	**6.43**	**1,710**	<2.82	**173**	**55.1**
92534088	System 1 Influent	04/20/2021	**17,700**	<2.97	**556**	<1.04	<3.69	<1.26	<0.413	**651**	<1.2	<0.793	**2.55**	**63.7**	**15.1**	**371**	**4,440**	**2.17**	<3.69	<0.819	<0.721	<3.07	<0.689	<0.851	<1.36	NA	**1,170**	**8.44**	**4.28**	**2,990**	<0.704	**184**	**53.3**
92535338	System 1 Influent	04/27/2021	**30,900**	<5.94	**546**	**2.41**	<7.37	<2.52	<0.826	**589**	<2.4	<1.59	<2.38	**76.7**	**4.56**	**687**	**3,980**	**2.26**	<7.37	<1.64	<1.44	<6.15	<1.38	<1.7	<2.72	NA	**942**	**8.44**	**4.50**	**2,730**	<1.41	**219**	**64.2**
92537306	SYSTEM 1 INFLUENT	05/06/2021	**46,700**	<11.9	**703**	<4.16	<14.7	<5.04	<1.65	**785**	<4.81	<3.17	**57.1**	**86.3**	**18.4**	**802**	**5,710**	<3.93	<14.7	<3.28	<2.88	**43.5**	<8.61	<3.4	<5.43	NA	**1,500**	**10.6**	**5.60**	**3,610**	<2.82	**244**	**71.1**
92537972	System_1_Influent	05/11/2021	**34,200**	**16.0**	**668**	<4.16	<14.7	<5.04	<1.65	**809**	<4.81	<3.17	**21.1**	**98.8**	<3.93	**969**	**5,680**	<3.93	<14.7	<3.28	<2.88	**16.2**	<8.61	<3.4	<5.43	NA	**1,750**	**11.5**	**5.84**	**4,230**	<2.82	**307**	**91.5**
92539343	System_1_Influent	05/18/2021	**24,500**	<11.9	**466**	<4.16	<14.7	**88.2**	<1.65	**513**	<4.81	<3.17	**20.6**	**77.6**	**6.18**	**605**	**4,230**	**2.67**	<14.7	<3.28	<2.88	<12.3	<8.61	**2.11**	**107**	NA	**1,420**	**12.4**	**6.43**	**2,980**	<2.82	**224**	**69.8**
92540600	SYSTEM 1 INFLUENT	05/24/2021	<1,650	<5.94	<1.28	<2.08	<7.37	<2.52	<0.826	<1.38	<2.4	<1.59	<4.71	<1.73	<1.96	<1.64	<44.4	<1.97	<7.37	<1.64	<1.44	<6.15	<4.3	<1.7	<2.72	NA	<37.7	<1.96	<1.96	<18.7	<1.41	<3.47	<1.73
92541573	System_1_Influent	06/01/2021	**33,500**	**21.8**	**687**	<4.16	<14.7	<5.04	<1.65	**792**	<4.81	<3.17	**42.2**	**122**	**34.1**	**1,000**	**4,970**	**4.62**	<14.7	<3.28	<2.88	**29.3**	<8.61	<3.4	<5.43	NA	**2,030**	**18.7**	**9.18**	**4,060**	**60.9**	**379**	**114**
92543074	SYSTEM-1-INFLUENT	06/08/2021	<16.5	<0.00297	<0.0128	<0.00104	<0.00369	<0.00126	<0.000413	<0.0138	<0.0012	<0.000793	<0.00236	<0.0173	<0.0196	<0.0164	<0.0444	<0.000983	<0.00369	<0.000819	<0.000721	<0.00307	<0.00215	<0.000851	<0.00136	NA	<0.0377	<0.0196	<0.0196	<0.0187	<0.000704	<0.0347	<0.0173
92544281	System_1_Influent	06/15/2021	**40,600**	**21.2**	**514**	<2.08	<7.37	<2.52	<0.826	**644**	<2.4	<1.59	**52.4**	**75.9**	**19.9**	**859**	**4,690**	**3.35**	<7.37	<1.64	<1.44	**20.2**	<4.3	<1.7	<2.72	NA	**1,160**	**10.6**	**6.1**	**3,680**	<1.41	**213**	**64.2**
92549132	SYSTEM_1_INFLUENT	07/13/2021	**3,140**	<5.94	**58.1**	<2.08	<7.37	<2.52	<0.826	**68.2**	<2.4	<1.59	<4.71	**13.4**	**2.12**	**80.2**	**395**	<1.97	<7.37	<1.64	<1.44	<6.15	<4.3	<1.7	<2.72	NA	**183**	<1.96	<1.96	**324**	<1.41	**36.0**	**11.4**
92555633	SYSTEM_1_INFLUENT	08/16/2021	**3,250**	<0.238	**45.0**	<0.0831	<0.295	<0.101	<0.033	**55.4**	<0.0962	<0.0634	**1.35**	**4.11**	**0.844**	**67.9**	**346**	**0.159**	<0.295	<0.0655	<0.0577	**1.01**	<0.172	<0.0681	**0.183**	NA	**88.5**	**0.53**	**0.262**	**285**	<0.0563	**11.7**	**3.28**
92560980	SYSTEM 1 INFLUENT	09/14/2021	**12,400**	<2.38	**194**	<0.831	**0.74**	<1.01	<0.33	**206**	<0.962	<0.634	**2.11**	**38.9**	**10.7**	**283**	**1,410**	**1.60**	**0.74**	<0.655	<0.577	**15.8**	<1.72	<0.681	**0.98**	NA	**554**	**5.64**	**2.97**	**1,140**	<0.563	**113**	**34.8**
92566319	SYSTEM_1_INFLUENT	10/12/2021	**11,500**	**675**	**229**	<0.416	<1.47	<0.504	<0.165	**253**	<0.481	<0.317	**1.19**	**51.6**	**4.06**	**369**	**1,360**	**2.02**	<1.47	<0.328	<0.288	**420**	<0.861	<0.34	<0.543	NA	**840**	**8.79**	**4.37**	<0.374	<0.282	**154**	**49.0**
92570757	SYSTEM_1_INFLUENT	11/04/2021	**17,300**	<5.94	**293**	<2.08	<7.37	<2.52	<0.826	**324**	<2.4	<1.59	**1.94**	**61.6**	**14.4**	**450**	**2,930**	**2.39**	<7.37	<1.64	<1.44	**22.0**	<4.3	<1.7	<2.72	NA	**904**	**7.21**	**4.17**	**2,260**	<1.41	**183**	**53.8**
92576152	SYSTEM_1_INFLUENT	12/07/2021	**23,500**	<2.38	**364**	<0.831	<2.950	<1.010	<0.330	**461**	<0.962	<0.634	**2.06**	**75.9**	**3.70**	**560**	**2,860**	**2.59**	<2.95	<0.655	<0.577	**11.1**	<1.72	<0.681	<1.09	NA	**915**	**7.31**	**4.16**	**2,330**	<0.563	**213**	**65.5**
92580770	SYSTEM_1_INFLUENT	01/04/2022	**446**	<0.238	**7.63**	<0.0831	<0.295	<0.101	<0.033	**8.54**	<0.0962	<0.0634	**0.775**	**1.17**	**0.179**	**10.6**	**65.6**	**0.0624J**	<0.295	<0.0655	<0.0577	**2.61**	<0.172	<0.0681	<0.109	NA	**17.6**	**0.473**	**0.200**	**51.4**	<0.563	**3.43**	**1.22**
92580771	SYSTEM_1_INFLUENT	02/01/2022	**14,400**	**3.45**	**242**	<2.08	<7.37	<2.52	<0.826	**271**	<2.4	<1.59	<4.71	**49.4**	**10.0**	**371**	**1,810**	**1.7**	<7.37	<1.64	**1.75**	**21.5**	<4.3	<1.7	<2.72	NA	**731**	**5.15**	**2.97**	**1,560**	<1.41	**149**	**41.5**
92590578	SYSTEM 1 INFLUENT	03/01/2022	**16,900**	**2.59**	**251**	<0.0831	**1.090**	<0.101	<0.033	**337**	<0.0962	<0.0634	<0.189	**40.2**	**10.2**	**398**	**3,560**	**1.6**	**1.090**	<0.0655	<0.0577	**14.9**	<0.172	<0.0681	<0.109	NA	**629**	**5.15**	**2.85**	**1,750**	<0.0563	**119**	**33.7**
92597036	SYSTEM_1_INFLUENT	04/04/2022	**14,200**	<5.94	**234**	<2.08	**284**	<2.52	<0.826	**256**	<2.40	<1.59	**3.92J**	**39.3**	**2.61**	**319**	**1,960**	**1.27J**	**284**	<1.64	<1.44	**12.9**	<4.30	<1.70	<2.72	NA	**629**	**4.69**	**2.72**	**1,400**	<1.41	**113**	**36.3**
92603426	SYSTEM 1 INFLUENT	05/09/2022	**3,400**	<1.19	**178**	<0.416	<1.47	<0.504	<0.165	**221**	<0.481	<0.317	**1.1**	**33.8**	**2.23**	**276**	**1,590**	**1.2**	<1.47	<0.328	<0.288	**9.9**	<0.861	<0.34	<0.543	NA	**426**	**4.12**	**2.37**	**1,170**	<0.282	**96.7**	**30.2**
92608250	SYSTEM-1-INFLUENT	06/07/2022	**15,500**	**10.4**	**250**	<2.08	<7.37	<2.52	<0.826	**305**	<2.4	<1.59	<4.71	**39.8**	**9.57**	**403**	**2,610**	**1.5**	<7.37	<1.64	<1.44	**40.3**	<4.3	<1.7	<2.72	NA	**644**	**4.83**	**2.66**	**1,700**	<1.41	**123**	**36.9**
System 2 Influent Sample Results																																	
92499223	South Effluent	10/07/2020	NA	<9.74	**4.81**	NA	<4.84	<2.06	<0.677	**14.2**	<4.94	<1.3	NA	**3.68**	<4.03	**9.32**	**32.5**	NA	<4.84	NA	<5.9	NA	<0.564	<1.4	<1.11	**1,240**	**24.5**	**1.87**	<1.61	NA	<1.15	**12.7**	**4.30**
92501356	SOUTH INFLUENT	10/20/2020	NA	<9.74	**41.6**	NA	<4.84	<2.06	<0.677	**310**	<4.94	<1.3	NA	**18.9**	<4.03	**105**	**912**	NA	<4.84	NA	<5.9	NA	<0.564	<1.4	<1.11	**17,400**	**150**	**7.22**	**2.94**	NA	<1.15	**63.7**	**20.3**
92501691	South Influent	10/22/2020	NA	<9.74	**27.2**	NA	<4.84	<2.06	<0.677	**155**	<4.94	<1.3	NA	**11.2**	<4.03	**70.1**	**679**	NA	<4.84	NA	<5.9	NA	<0.564	<1.4	<1.11	**12,800**	**96.5**	**5.06**	**2.10**	NA	<1.15	**37.8**	**12.3**
92502469	South Effluent	10/27/2020	**3,410**	<5.94	**23.5**	<2.08	<7.37	<2.52	<0.826	<1.38	<2.4	<1.59	<2.38	**7.80**	**2.01**	**42.1**	**395**	<1.97	<7.37	<1.64	<1.44	<6.15	<1.38	<1.7	<2.72	NA	**77.6**	**2.39**	<1.96	**282**	<1.41	**23.2**	**8.06**
92502982	SOUTH INFLUENT	10/29/2020	**2,870**	<5.94	**22.1**	<2.08	<7.37	<2.52	<0.826	**47.5**	<2.4	<1.59	<2.38	**7.33**	**3.24**	**61.8**	**317**	<1.97	<7.37	<1.64	<1.44	<6.15	<1.38	<1.7	<2.72	NA	**68.2**	**2.20**	<1.96	**208**	<1.41	**22.6**	**7.33**
92503969	THERMOX EFFLUENT	11/04/2020	**4,100**	<5.94	**47.0**	<2.08	<7.37	<2.52	<0.826	**107**	<2.4	<1.59	<2.38	**9.49**	**4.06**	**55.2**	**624**	<1.97	<7.37	<1.64	<1.44	<6.15	<1.38	<1.7	<2.72	NA	**133**	**2.74**	<1.96	**401**	<1.41	**29.9**	**10.1**
92504601	Thermox Influent	11/06/2020	**15,700**	<2.38	**100**	<0.831	<2.95	<1.01	<0.33	**172**	<0.962	<0.634	<0.95	**36.8**	**21.2**	**207**	**814**	<0.787	<2.95	<0.655	<0.577	<2.46	<0.551	<0.681	<1.09	NA	**159**	**23.4**	<0.785	**556**	<0.563	**112**	**30.0**
92505172	South Influent	11/10/2020	**12,400**	<5.94	**110**	<2.08	<7.37	<2.52	<0.826	**205**	<2.4	<1.59	**5.77**	**22.5**	**8.10**	**243**	**1,450**	<1.97	<7.37	<1.64	<1.44	<6.15	<1.38	<1.7	<2.72	NA	**257**	**4.96**	**2.49**	**869**	<1.41	**69.4**	**21.9**
92506000	South Influent	11/13/2020	**10,600**	<2.38	**145**	<0.831	<2.95	<1.01	<0.33	**527**	<0.962	<0.634	**6.77**	**21.2**	**5.99**	**255**	**2,210**	**0.94**	<2.95	<0.655	<0.577	**3.27**	<0.551	<0.681	<1.09	NA	**375**	**3.08**	**1.68**	**1,360**	<0.563	**66.8**	**20.1**
92506477	SOUTH INFLUENT	11/17/2020	**7,350**	<1.19	**176**	<0.416	<1.47	<0.504	<0.165	**327**	<0.481	<0.317	<0.475	**24.8**	<0.393	**310**	**2,130**	**1.21**	<1.47	<0.328	<0.288	**2.73**	<0.276	<0.34	<0.543	NA	**355**	**3.29**	**1.87**	**1,470**	<0.282	**69.4**	**21.4**
92509061	SOUTH THERMOX INFLUENT	12/02/2020	**11,800**	<5.94	**184**	<2.08	<7.37	<2.52	<0.826	**271**	<2.4	<1.59	<2.38	**26.7**	<1.96	**236**	**546**	<1.97	<7.37	<1.64	<1.44	<6.15	<1.38	<1.7	<2.72	NA	**426**	**3.22**	<1.96	**359**	<1.41	**78.5**	**21.3**
92510193	South Influent_20201208	12/08/2020	**2,520**	<1.19	**36.1**	<0.416	<1.47	<0.504	<0.165	**57.5**	<0.481	<0.317	**1.98**	**6.46**	**1.74**	**41.3**	**391**	<0.393	<1.47	<0.328	**0.382**	**3.10**	<0.276	<0.34	<0.543	NA	**94.9**	**1.06**	**0.58**	**286**	<0.282	**19.1**	**5.55**
92511085	South Influent	12/10/2020	**9,910**	**72.0**	**161**	<0.831	<2.95	<1.01	<0.33	**204**	<0.962	<0.634	**3.77**	**21.2**	**5.45**	**204**	**2,070**	**0.81**	<2.95	<0.655	<0.577	**5.48**	<0.551	<0.681	**6.23**	NA	**300**	**3.03**	**1.58**	**1,180**	<0.563	**62.4**	**18.3**
92511819	System 2 Influent	12/15/2020	**12,100**	<5.94	**226**	<2.08	<7.37	<2.52	<0.826	**294**	<2.4	<1.59	**3.49**	**28.9**	**6.72**	**235**	**2,190**	<1.97	<7.37	<1.64	**1.88**	**7.94**	<1.38	<1.7	<2.72	NA	**463**	**3.71**	**2.00**	**1,390**	<1.41	**86.3**	**24.1**
92512637	System 2 Influent	12/17/2020	**12,700**	<5.94	**210**	<2.08	<7.37	<2.52	<0.826	**260**	<2.4	<1.59	**4.05**	**26.6**	**7.21**	**267**	**1,350**	<1.97	<7.37	<1.64	<1.44	**11.8**	<1.38	<1.7	<2.72	NA	**411**	**5.64**	**2.73**	**836**	<1.41	**72.8**	**20.3**
92513299	South Influent	12/22/2020	**7,060**	NA	NA	NA	NA	NA	NA	NA	NA	NA	NA	NA	NA	NA	NA	NA	NA	NA	NA	NA	NA	NA	NA	NA	NA	NA	NA	NA	NA	NA	NA
92518465	SYSTEM 2 INFLUENT	01/26/2021	**785**	<0.238	**17.5**	<0.0831	<0.295	<0.101	<0.033	**21.4**	<0.0962	<0.0634	**1.10**	**2.27**	**0.54**	**22.2**	**1,920**	**0.0806**	<0.295	<0.0655	<0.0577	<0.246	<0.0551	<0.0681	**0.435**	NA	**370**	**0.306**	**0.167**	**1,210**	<0.0563	**6.63**	**1.87**
92520512	System 2 Influent	02/05/2021	**13,400**	<0.238	**247**	<0.0831	<0.295	<0.101	<0.033	**286**	<0.0962	<0.0634	<0.095	**31.2**	**10.4**	**189**	**2,130**	**1.39**	<0.295	<0.0655	<0.0577	**2.04**	<0.0551	<0.0681	<0.109	NA	**531**	**5.79**	**2.87**	**1,300**	<0.0563	**86.7**	**30.3**
92521189	SYSTEM INFLUENT	02/09/2021	NA	<0.238	**406**	<0.0831	<0.295	<0.101	<0.033	**496**	<0.0962	<0.0634	<0.095	**71.1**	**14.7**	**474**	**1,690**	**1.99**	<0.295	<0.0655	<0.0577	**1.04**	<0.0551	<0.0681	<0.109	NA	**429**	**8.25**	**4.18**	**1,120**	<0.0563	**213**	**62.0**
92522407	SOUTH INFLUENT	02/16/2021	NA	<1.49	<0.319	<0.519	<1.84	<0.63	<0.207	<0.344	<0.601	<0.396	<0.594	<0.434	<0.491	<0.409	**515**	<0.492	<1.84	<0.409	<0.36	<1.54	<0.344	<0.425	<0.679	NA	<0.942	<0.491	<0.491	<0.467	<0.352	<0.867	<0.434
92523549	SOUTH INFLUENT	02/23/2021	**37,400**	<5.94	**479**	<2.08	NA	<2.52	<0.826	**623**	<2.4	<1.59	**22.8**	**98.0**	**20.1**	**605**	**4,050**	**3.14**	<7.37	<1.64	<1.44	<6.15	<1.38	<1.7	<2.72	NA	**968**	**10.6**	**5.60**	**2,650**	<1.41	**281**	**76.7**
92525095	SYSTEM 2 INFLUENT	03/02/2021	**18,500**	<2.97	**495**	<1.04	<3.69	<1.26	<0.413	**696**	**5.51**	**1.38**	**39.4**	**45.1**	**9.6**	**642**	**4,090**	**1.77**	<3.69	<0.819	**3.08**	**12.9**	<0.689	<0.851	<1.36	NA	**855**	**4.56**	**2.72**	**2,820**	<0.704	**119**	**34.6**
92526902	SOUTH INFLUENT	03/10/2021	**24,400**	**26.4**	**486**	<8.31	<29.5	<10.1	<3.3	**572**	<9.62	<6.34	**189**	**64.6**	**16.2**	**560**	**5,710**	<7.87	<29.5	<6.55	<5.77	**48.2**	<5.51	<6.81	**11.1**	NA	**1,100**	**9.72**	<7.85	**2,340**	<5.63	**195**	**55.9**
92527774	System 2 Influent	03/16/2021	**14,500**	<5.94	**246**	<2.08	<7.37	<2.52	<0.826	**300**	<2.4	<1.59	**12.1**	**41.2**	**10.7**	**360**	**2,440**	<1.97	<7.37	<1.64	<1.44	**7.18**	<1.38	<1.7	<2.72	NA	**625**	**5.99**	**2.94**	**1,710**	<1.41	**126**	**37.2**
92529663	System 2 - South Inf.	03/25/2021	<4,130	<0.594	**46.0**	<0.208	<0.737	<0.252	<0.0826	**69.2**	**0.431**	<0.159	**17.1**	**24.5**	**4.10**	**85.5**	**504**	**0.82**	<0.737	<0.164	<0.144	**4.08**	<0.138	<0.17	<0.272	NA	**99.1**	**1.77**	**1.09**	<0.187	<0.141	**69.4**	**19.8**
92539346	System_2_Influent	05/18/2021	<3,300	<11.9	<2.56	<4.16	<14.7	<5.04	<1.65	<2.76	<4.81	<3.17	<9.43	<3.47	<3.93	<3.27	<88.8	<3.93	<14.7	<3.28	<2.88	<12.3	<8.61	<3.4	<5.43	NA	<7.53	<3.93	<3.93	<37.4	<2.82	<6.94	<3.47
92540603	SYSTEM 2 INFLUENT	05/24/2021	<1,650	<5.94	<1.28	<2.08	<7.37	<2.52	<0.826	<1.38	<2.4	<1.59	<4.71	<1.73	<1.96	<1.64	<44.4	<1.97	<7.37	<1.64	<1.44	<6.15	<4.3	<1.7	<2.72	NA	<3.77	<1.96	<1.96	<1.87	<1.41	<3.47	<1.73
92541569	System_2_Influent	06/01/2021	**1,620**	**4.40**	**25.1**	<1.04	<3.69	<1.26	<0.413	**64.1**	<1.2	<0.793	**11.1**	**7.85**	**2.62**	**48.7**	**346**	<0.983	<3.69	**4.63**	<0.721	**5.14**	<2.15	<0.851	<1.36	NA	**179**	**1.38**	<0.982	**324**	<0.704	**24.0**	**7.80**
92543075	SYSTEM-2-INFLUENT	06/08/2021	<1,650	<0.238	<1.28	<0.0831	<0.295	<0.101	<0.033	<1.38	<0.0962	<0.0634	<0.189	<0.0694	<0.0785	<1.64	<22.2	<0.0787	<0.295	<0.0655	<0.0577	<0.246	<0.172	<0.0681	<0.109	NA	<3.77	<0.0785	<0.0785	<1.87	<0.0563	<3.47	<0.0694
92544278	System_2_Influent	06/15/2021	<330	<1.19	<0.256	<0.416	<1.47	<0.504	<0.165	<0.276	<0.481	<0.317	<0.943	<0.347	<0.393	<0.327	<11.1	<0.393	<1.47	<0.328	<0.288	<1.23	<0.861	<0.34	<0.543	NA	<9.42	<0.393	<0.393	<4.67	<0.282	<0.694	<0.347
92549128	SYSTEM 2 INFLUENT	07/13/2021	**9,670**	<5.94	**203**	<2.08	<7.37	<2.52	<0.826	**261**	<2.4	<1.59	<4.71	**35.8**	<1.96	**299**	**1,720**	<1.97	<7.37	<1.64	<1.44	<6.15	<4.3	<1.7	<2.72	NA	**622**	**2.33**	<1.96	**1,520**	<1.41	**94.5**	**28.6**
92554459	SYSTEM 2 INFLUENT	08/10/2021	**6,690**	<5.94	**123**	<2.08	<7.37	<2.52	<0.826	**141**	<2.4	<1.59	**1.55**	**31.9**	**8.74**	**195**	**1,300**	**1.26**	<7.37	<1.64	<1.44	**3.29**	<4.3	<1.7	<2.72	NA	**399**	**4.67**	**2.58**	**715**	<1.41	**96.2**	**28.7**
92560980	SYSTEM 2 INFLUENT	09/14/2021	**1,020**	<0.238	**11.9**	<0.0831	**0.0725**	<0.101	<0.033	**15.1**	<0.0962	<0.0634	**0.781**	**4.17**	**1.70**	**24.8**	**98.4**	**0.219**	**0.0725**	<0.0655	<0.0577	**7.28**	<0.172	<0.0681	**0.0679**	NA	**48.2**	**1.01**	**0.52**	**107**	<0.0563	**12.7**	**4.14**
92566627	SYSTEM_2_INFLUENT	10/13/2021	**2.59**	<0.00297	**0.0450**	<0.00104	<0.00369	<0.00126	<0.000413	**0.0517**	<0.0012	<0.000793	<0.00236	**0.0164**	**0.00525**	**0.0777**	**0.218**	**0.000777**	<0.00369	<0.000819	<0.000721	**0.00720**	**0.00109**	<0.000851	<0.00136	NA	**0.170**	**0.00295**	**0.00160**	**0.247**	<0.000704	**0.0477**	**0.0147**
92570757	SYSTEM_2_INFLUENT	11/04/2021	**3,660**	<5.94	**49.2**	<2.08	<7.37	<2.52	<0.826	**58.5**	<2.4	<1.59	**1.77**	**22.6**	**8.29**	**92.0**	**298**	**1.11**	<7.37	<1.64	<1.44	**26.1**	<4.3	<1.7	<2.72	NA	**222**	**4.79**	**2.63**	**370**	<1.41	**70.2**	**22.2**
92576152	SYSTEM_2_INFLUENT	12/07/2021	**4,830**	<1.19	**76.7**	<0.416	<1.470	<0.504	<0.165	**86.4**	<0.481	<0.317	**1.59**	**36.9**	**3.62**	**154**	**522**	**1.67**	<1.47	<0.328	<0.288	**10.9**	<0.861	<0.340	<0.543	NA	**287**	**9.28**	**4.30**	**556**	<0.282	**114**	**39.1**
92580770	SYSTEM_2_INFLUENT	01/04/2022	**2,500**	<5.94	**33.9**	<2.08	<7.37	<2.52	<0.826	**38.6**	<2.4	<1.59	**2.09J**	**12.2**	**0.829**	**61.8**	**202**	<1.97	<7.37	<1.64	<1.44	**10.2**	<4.3	<1.7	<2.72	NA	**138**	**1.69J**	**0.977J**	**235**	<1.41	**34.8**	**11.3**

Table 11
Summary of Thermal Oxidizer Sampling Results

Colonial Pipeline Company
2020-L1-2448
Huntersville, North Carolina

Lab Report	Sample ID	Sample Date	Volatile Organic Compounds (EPA Method TO-15) (mg/m^3)																														
			Gasoline Range Organics	Acetone	Benzene	Benzyl chloride	2-Butanone (MEK)	Carbon tetrachloride	Chloromethane	Cyclohexane	1,4-Dichlorobenzene	1,1-Dichloroethene	Ethanol	Ethylbenzene	4-Ethyltoluene	n-Heptane	n-Hexane	Isopropylbenzene (Cumene)	2-Butanone (MEK)	Methyl methacrylate	Methyl-tert-butyl ether	2-Propanol	Propylene	Styrene	Tetrachloroethene	THC as Gas	Toluene	1,2,4-Trimethylbenzene	1,3,5-Trimethylbenzene	2,2,4-Trimethylpentane	Vinyl acetate	m&p-Xylene	o-Xylene
92585446	SYSTEM_2 INFLUENT	02/01/2022	**8,800**	<5.94	**118**	<2.08	<7.37	<2.52	<827	**147**	<2.4	<1.59	<4.71	**43.8**	**11.2**	**243**	**846**	**1.73**	<7.37	<1.64	**0.56**	**34.9**	<4.3	<1.7	<2.72	NA	**520**	**5.84**	**3.38**	**906**	<1.41	**135**	**39.0**
92590578	SYSTEM 2 INFLUENT	03/01/2022	**4,590**	<0.238	**56.5**	<0.0831	**0.37**	<0.101	<0.033	**86.4**	<0.0962	<0.0634	<0.189	**20.4**	**6.4**	**119**	**543**	**0.95**	**0.37**	<0.0655	<0.0577	**14.8**	<0.172	<0.0681	<0.109	NA	**193**	**3.43**	**1.89**	**505**	<0.0563	**47.3**	**20.7**
92597036	SYSTEM_2_INFLUENT	04/04/2022	**4,500**	<5.94	**51.1**	<2.080	<7.37	<2.52	<0.826	**62.3**	<2.40	<1.59	**2.88J**	**20.9**	**1.55J**	**103**	**342**	**0.924J**	<7.37	<1.64	<1.44	**15.1**	<4.30	<1.70	<2.72	NA	**225**	**2.86**	**1.63J**	**411**	<1.41	**62.4**	**21.2**
92603426	SYSTEM 2 INFLUENT	05/09/2022	**3,950**	<2.38	**74.4**	<0.831	<2.95	<1.01	<0.33	**105**	<0.962	<0.634	**2.47**	**36.8**	**2.4**	**189**	**779**	**1.59**	<2.95	<0.655	<0.577	**31.2**	<1.72	<0.681	<1.09	NA	**335**	**4.44**	**2.59**	**738**	<0.563	**107**	**33.8**
92608250	SYSTEM-2-INFLUENT	06/07/2022	**5,820**	**8.58**	**69.0**	<2.08	<7.37	<2.52	<0.826	**94.4**	<2.4	<1.59	<4.71	**33.7**	**11.2**	**167**	**494**	**1.60**	<7.37	<1.64	<1.44	**35.6**	<4.3	<1.7	<2.72	NA	**332**	**6.09**	**3.42**	**635**	<1.41	**111**	**35.7**

Notes:
Only detected analytes listed
"<" - Indicates compound was not detected above laboratory reporting limit
J - Estimated value less than the laboratory reporting limit
NA - Not Analyzed
Bold text indicates a detection greater than the laboratory reporting limit
mg/m^3 - Milligram per meter cubed

Table 12
Summary of System One Vapor Phase Mass Removal

Colonial Pipeline Company
2020-L1-SR2448
Huntersville, North Carolina

Date	Run Time (days)	Run Time (hours)	Run Time (minutes)	Compound	Sample Concentration (mg/m^3)	Flowrate (cfm)	Flowrate (m^3/min)	Mass (lbs)	Gallons
12/15/2020	--	--	--	--	--	--	--	--	--
12/17/2020	2.6	63	3,780	GRO	20,400	129	3.65	621.0	101.7
12/22/2020	5.0	120	7,200	GRO	34,700	53	1.50	826.4	135.3
12/24/2020	1.7	40	2,400	GRO	34,700*	53	1.50	275.5	45.1
12/26/2020	--	--	--	--	--	--	--	--	--
12/28/2020	1.9	45	2,700	GRO	34,700*	53	1.50	309.9	50.7
12/30/2020	--	--	--	--	--	--	--	--	--
12/31/2020	1.0	24	1,440	GRO	34,700*	52	1.47	162.2	26.6
1/12/2021	11.9	285	17,100	GRO	34,700*	52	1.47	1,926.5	315.4
1/20/2021	7.9	190	11,405	GRO	22,400	52	1.47	829.4	135.8
1/20/2021	--	--	--	--	--	--	--	--	--
1/20/2021	0.2	5	285	GRO	22,400*	52	1.47	20.7	3.4
1/21/2021	--	--	--	--	--	--	--	--	--
1/26/2021	5.3	127	7,635	GRO	13,100	49	1.38	303.9	49.8
1/29/2021	2.7	65	3,900	GRO	13,101*	49	1.38	155.2	25.4
1/30/2021	--	--	--	--	--	--	--	--	--
2/5/2021	6.1	146	8,730	GRO	32,300	49	1.38	856.8	140.3
2/9/2021	3.8	92	5,540	GRO	32,300*	49	1.38	543.7	89.0
3/14/2021	--	--	--	--	--	--	--	--	--
3/16/2021	2.2	52	3,122	GRO	17,600	52	1.47	178.4	29.2
3/21/2021	5.3	127	7,633	GRO	17,600*	52	1.47	436.2	71.4
3/23/2021	--	--	--	--	--	--	--	--	--
3/24/2021	1.4	34	2,070	GRO	17,600*	52	1.47	118.3	19.4
3/25/2021	0.5	11	660	GRO	12,500	52	1.47	26.8	4.4
3/30/2021	5.0	120	7,200	GRO	20,400	52	1.47	476.9	78.1
3/31/2021	6.7	161	9,660	GRO	20,400*	55	1.56	676.0	110.7
4/2/2021	--	--	--	--	--	--	--	--	--
4/6/2021	12.6	302	18,090	GRO	16,900	56	1.59	1,075.0	176.0
4/13/2021	19.3	464	27,810	GRO	16,900*	56	1.59	1,652.6	270.5
4/14/2021	--	--	--	--	--	--	--	--	--
4/18/2021	16.6	398	23,879	GRO	16,900*	56	1.59	1,419.0	232.3
4/20/2021	1.5	37	2,209	GRO	17,700	56	1.59	137.5	22.5

Table 12
Summary of System One Vapor Phase Mass Removal

Colonial Pipeline Company
2020-L1-SR2448
Huntersville, North Carolina

Date	Run Time (days)	Run Time (hours)	Run Time (minutes)	Compound	Sample Concentration (mg/m^3)	Flowrate (cfm)	Flowrate (m^3/min)	Mass (lbs)	Gallons
4/27/2021	5.5	133	7,968	GRO	30,900	72	2.05	1,110.1	181.7
5/6/2021	9.0	215	12,904	GRO	46,700	81	2.31	3,063.9	501.6
5/11/2021	5.0	120	7,220	GRO	34,200	81	2.31	1,255.5	205.5
5/18/2021	5.0	120	7,200	GRO	24,500	81	2.31	896.9	146.8
5/25/2021	7.0	168	10,080	GRO	24,500*	81	2.31	1,255.6	205.6
6/1/2021	4.7	113	6,765	GRO	33,500	80	2.26	1,130.0	185.0
6/8/2021	6.3	152	9,120	GRO	16.5	83	2.34	0.8	0.1
6/15/2021	6.3	150	9,000	GRO	4,060	74	2.10	168.8	27.6
7/13/2021	24.3	583	34,980	GRO	3,140	43	1.22	296.0	48.5
8/16/2021	28.5	684	41,040	GRO	3,250	85	2.42	710.8	116.4
9/14/2021	27.5	659	39,540	GRO	12,400	69	1.97	2,126.4	348.1
10/12/2021	24.5	587	35,220	GRO	11,500	89	2.53	2,262.8	370.4
11/4/2021	18.3	438	26,280	GRO	17,300	85	2.42	2,423.0	396.7
12/7/2021	32.8	787	47,205	GRO	23,500	85	2.42	5,912.0	967.9
1/4/2022	24.9	597	35,805	GRO	446	122	3.45	121.5	19.9
2/1/2022	23.4	562	33,728	GRO	14,400	64	1.81	1,933.8	316.6
3/1/2022	26.9	645	38,685	GRO	16,900	87	2.47	3,556.3	582.2
4/4/2022	29.7	712	42714	VOC	5,578	86	2.43	1278.4	209.3
5/9/2022	32.6	783	46980	GRO	3,400	116	3.28	1154.6	189.0
6/7/2022	28.0	672	15500	GRO	3,401	73	2.07	240.9	39.4
							Gallons Removed		**7,191.3**

Notes:

* = No analytical sample, most recent lab data used for calculation

-- = System down for maintenance

cfm = cubic feet per minute

lbs = pounds

mg/m^3 = Milligrams per meter cubed

m^3/min = Cubic meter per minute

GRO = Gasoline Range Organics

Table 13
Summary of System Two Vapor Phase Mass Removal

Colonial Pipeline Company
2020-L1-SR2448
Huntersville, North Carolina

Date	Run Time (days)	Run Time (hours)	Run Time (minutes)	Compound	Sample Concentration (mg/m^3)	Flowrate (cfm)	Flowrate (m^3/min)	Mass (lbs)	Gallons
10/4-10/18/20	2.54	61	3,660	THC	7,531	69.0	1.95	118.7	19.4
10/19/2020	1	24	1,440	THC	7,531*	69.0	1.95	46.7	7.6
10/20/2020	1.0	24	1,440	THC	17,400	69.0	1.95	107.9	17.7
10/22/2020	2.0	48	2,880	THC	12,800	69.0	1.95	158.8	26.0
10/23/2020	1.0	24	1,440	THC	12,800*	70.0	1.98	80.5	13.2
10/25/2020	2.0	48	2,880	THC	12,800*	70.0	1.98	161.1	26.4
10/27/2020	2.0	48	2,880	GRO	3,410	70.0	1.98	42.9	7.0
10/29/2020	2.0	48	2,880	GRO	2,870	101.0	2.86	52.1	8.5
11/4/2020	6.0	144	8,640	GRO	2,870*	78.0	2.21	120.7	19.8
11/6/2020	2.0	48	2,880	GRO	15,700	49.0	1.39	138.3	22.6
11/9/2020	3.0	72	4,320	GRO	15,700*	93.0	2.63	393.8	64.5
11/10/2020	1.0	24	1,440	GRO	12,400	85.0	2.41	94.8	15.5
11/11/2020	1.0	24	1,440	GRO	12,400*	41.0	1.16	45.7	7.5
11/12/2020	1.0	24	1,440	GRO	12,400*	50.0	1.42	55.7	9.1
11/13/2020	1.0	24	1,440	GRO	10,600	50.0	1.42	47.6	7.8
11/17/2020	4.0	96	5,760	GRO	7,350	37.0	1.05	97.8	16.0
11/19/2020	2.0	48	2,880	GRO	7,350*	37.0	1.05	48.9	8.0
12/2/2020	13.0	312	18,720	GRO	11,800	80.0	2.27	1,103.2	180.6
12/8/2020	6.0	144	8,640	GRO	2,520	80.0	2.27	108.7	17.8
12/10/2020	2.0	48	2,880	GRO	9,910	71.0	2.01	126.5	20.7
12/15/2020	5.0	120	7,200	GRO	9,910*	80.0	2.27	356.3	58.3
12/17/2020	2.0	48	2,880	GRO	12,700	54.0	1.53	123.3	20.2
12/22/2020	5.6	135	8,100	GRO	7,060	13.2	0.38	47.3	7.7
12/24/2020	1.7	40	2,400	GRO	7,060*	13.2	0.38	14.0	2.3
12/26/2020	--	--	--	--	--	--	--	--	--
12/31/2020	4.9	118	7,080	GRO	10,200	8.7	0.25	39.2	6.4

Table 13
Summary of System Two Vapor Phase Mass Removal

Colonial Pipeline Company
2020-L1-SR2448
Huntersville, North Carolina

Date	Run Time (days)	Run Time (hours)	Run Time (minutes)	Compound	Sample Concentration (mg/m^3)	Flowrate (cfm)	Flowrate (m^3/min)	Mass (lbs)	Gallons
1/21/2021	21.2	508	30,465	GRO	10,200*	9.0	0.25	174.6	28.6
1/22/2021	--	--	--	--	--	--	--	--	--
1/26/2021	3.9	93	5,550	GRO	785	6.9	0.20	1.9	0.3
2/5/2021	10.0	240	14,400	GRO	13,400	6.9	0.20	83.3	13.6
2/9/2021	3.5	85	5,100	GRO	49,913	6.9	0.20	109.9	18.0
2/16/2021	7.6	182	10,890	GRO	5,150	5.7	0.16	20.1	4.83
2/23/2021	6.4	155	9,270	GRO	37,400	5.3	0.15	114.7	18.8
3/10/2021	15.0	360	21,600	GRO	24,400	9.5	0.27	313.2	51.3
3/16/2021	6.0	144	8,640	GRO	14,500	8.7	0.25	67.9	11.1
3/22/2021	6.0	144	8,640	GRO	14,500*	8.7	0.25	67.9	11.1
3/23/2021	--	--	--	--	--	--	--	--	--
3/24/2021	1.0	24	1,440	GRO	14,500	10.0	0.28	13.0	2.1
3/25/2021	1.0	24	1,440	GRO	4,130	10.0	0.28	3.7	0.6
3/27/2021	3.0	72	4,320	GRO	4,130*	10.0	0.28	11.1	1.8
5/11/2021	--	--	--	--	--	--	--	--	--
5/18/2021	6.8	163	9,780	GRO	3,300	20.4	0.58	41.1	6.7
5/25/2021	7.0	168	10,080	GRO	3,300*	20.4	0.58	42.4	6.9
6/1/2021	5.0	120	7,200	GRO	1,620	30.8	0.87	22.4	3.7
6/8/2021	6.3	152	9,120	GRO	1,650*	24.1	0.68	22.7	3.7
6/15/2021	6.2	149	8,955	GRO	330	30.0	0.85	5.5	0.9
7/13/2021	25.2	605	36,315	GRO	9,670	74.6	2.11	1634.9	267.7
8/10/2021	25.6	616	36,930	GRO	6,690	49.1	1.39	756.7	123.9
9/10/2021	28.1	675	40,485	GRO	10,400	53.8	1.52	1413.4	231.4
9/14/2021	3.8	92	5,535	GRO	1,020	68.3	1.93	24.1	3.9
10/12/2021	26.9	645	38,700	GRO	2.59	70.3	1.99	0.4	0.1
11/4/2021	20.8	499	29,910	GRO	3,600	85.8	2.43	576.5	94.4
12/7/2021	31.6	758	45,450	GRO	4,830	93.0	2.63	1274.8	208.7

Table 13
Summary of System Two Vapor Phase Mass Removal

Colonial Pipeline Company
2020-L1-SR2448
Huntersville, North Carolina

Date	Run Time (days)	Run Time (hours)	Run Time (minutes)	Compound	Sample Concentration (mg/m^3)	Flowrate (cfm)	Flowrate (m^3/min)	Mass (lbs)	Gallons
1/4/2022	25.8	618	37,092	GRO	2,500	76.5	2.17	443.1	72.5
2/1/2022	19.9	478	28,700	GRO	8,800	46.1	1.31	727.2	119.0
3/1/2022	26.7	640	38,400	GRO	4,590	64.8	1.83	712.6	116.7
4/4/2022	29.0	695	41,712	VOC	1,317	57.9	1.64	198.5	32.5
5/9/2022	20.4	490	29,388	GRO	3,950	66.3	1.88	480.7	78.7
6/7/2022	27.9	671	5,820	GRO	3,951	75.6	2.14	108.5	17.8
							Gallons Removed		**2,162.2**

Notes:

* = No analytical sample, most recent lab data used for calculation

-- = System down for maintenance

cfm = cubic feet per minute

lbs = pounds

mg/m^3 = Milligrams per meter cubed

m^3/min = Cubic meter per minute

THC = Total Hydrocarbon

GRO = Gasoline Range Organics

Table 14
Summary of Pumping Wells

Colonial Pipeline Company
2020-L1-SR2448
Huntersville, North Carolina

Well ID	Pump Type	Vacuum Enhancement
MW-07R	Bottom	Yes
MW-11	Top	Yes
MW-22R	Bottom	Yes
MW-24	Top	Yes
MW-26R	Bottom	Yes
MW-39	Bottom	Yes
MW-47	Top	Yes
MW-48	Top	Yes
MW-52	Bottom	Yes
MW-54	Bottom	Yes
MW-55	Bottom	Yes
MW-61	Top	Yes
MW-85	Bottom	Yes
MW-87	Bottom	Yes
MW-90D	Bottom	Yes
MW-91D	Bottom	Yes
RW-01	Bottom	Yes
RW-02	Top	Yes
RW-03	Bottom	Yes
RW-04	Bottom	Yes
RW-05	Top	Yes
RW-06	Top	Yes
RW-07	Top	Yes
RW-08	Bottom	Yes
RW-09	Top	Yes
RW-10	Top	Yes
RW-11	Bottom	Yes
RW-12	Bottom	Yes
RW-13	Bottom	Yes
RW-14	Top	No
RW-15	Bottom	Yes
RW-16	Top	Yes
RW-18	Top	Yes
RW-19	Bottom	Yes
RW-20	Bottom	No
RW-21	Bottom	No
RW-22	Top	Yes
RW-23	Bottom	Yes
RW-24	Top	Yes
RW-25	Top	Yes
RW-26	Top	Yes

Well ID	Pump Type	Vacuum Enhancement
RW-30	Top	Yes
RW-31	Bottom	Yes
RW-32	Bottom	Yes
RW-33	Bottom	Yes
RW-34	Bottom	Yes
RW-35	Bottom	Yes
RW-36	Bottom	Yes
RW-37	Bottom	Yes
RW-38	Top	Yes
RW-39	Bottom	Yes
RW-43	Top	Yes
RW-45	Top	Yes
RW-46	Top	Yes
RW-47	Top	Yes
RW-48	Bottom	Yes
RW-49	Bottom	Yes
RW-50	Bottom	Yes
RW-51	Bottom	Yes
RW-52	Bottom	Yes
RW-53	Bottom	Yes
RW-54	Bottom	Yes
RW-55	Bottom	Yes
RW-56	Bottom	Yes
RW-57	Bottom	Yes
RW-58	Bottom	Yes
RW-59	Bottom	Yes
RW-60	Bottom	Yes
RW-61	Bottom	Yes
RW-62	Bottom	Yes
RW-63	Bottom	Yes
RW-64	Bottom	Yes
RW-65	Bottom	Yes
RW-66	Bottom	Yes
RW-67	Bottom	Yes
RW-68	Bottom	Yes
RW-69	Bottom	Yes
RW-70	Bottom	Yes
RW-71	Bottom	Yes
RW-72	Bottom	Yes
RW-73	Bottom	Yes
RW-74	Bottom	Yes

Table 14
Summary of Pumping Wells

Colonial Pipeline Company
2020-L1-SR2448
Huntersville, North Carolina

Well ID	Pump Type	Vacuum Enhancement
RW-27	Bottom	Yes
RW-28	Top	Yes
RW-29	Top	Yes
RW-75	Bottom	Yes
RW-76	Bottom	Yes
RW-77	Bottom	Yes
RW-79	Bottom	Yes
RW-80	Bottom	Yes
RW-81	Bottom	Yes
RW-83	Bottom	Yes
RW-84	Bottom	Yes
RW-85	Bottom	Yes
RW-86	Bottom	Yes
RW-87	Bottom	Yes
RW-88	Bottom	Yes
RW-89	Bottom	Yes
RW-90	Bottom	Yes
RW-91	Bottom	Yes
RW-92	Bottom	Yes
RW-93	Bottom	Yes
RW-94	Bottom	Yes
RW-95	Bottom	Yes
RW-96	Bottom	Yes
RW-97	Bottom	Yes
RW-98	Bottom	Yes
RW-100	Bottom	Yes
RW-101	Bottom	Yes
RW-102	Bottom	Yes
RW-104	Bottom	Yes

Well ID	Pump Type	Vacuum Enhancement
RW-105	Bottom	Yes
RW-108	Bottom	Yes
RW-109	Bottom	Yes
RW-110	Bottom	Yes
RW-111	Bottom	Yes
RW-112	Bottom	Yes
RW-114	Bottom	Yes
RW-115	Bottom	Yes
RW-116	Top	Yes
RW-117	Bottom	Yes
HCW-01	Bottom	Yes
HCW-03	Bottom	Yes
HCW-06	Bottom	Yes
HCW-07	Bottom	Yes
HCW-10	Bottom	Yes
HCW-13	Top	Yes
HCW-14	Top	Yes
HCW-15	Bottom	Yes
HCW-16	Bottom	Yes
HCW-19	Bottom	Yes
HCW-21	Bottom	Yes
HCW-25	Bottom	Yes
NHCW-06	Bottom	Yes
NHCW-11	Bottom	Yes
NHCW-12	Bottom	Yes
NHCW-13	Bottom	Yes
NHCW-14	Bottom	Yes
NHCW-16	Bottom	Yes

Notes:
Bottom = Bottom Loading Pump
Top = Top Loading Pump

APPENDIX A

GROUNDWATER SAMPLING LOGS

GROUNDWATER SAMPLING LOG

SITE NAME: 2020-L1-2448 Incident	SITE LOCATION: Huntersville, NC	PROJECT NUMBER: 60674226	WELL NAME: MW-01	DATE: 6/2/2022

WELL DIAMETER (inches): 2	TUBING DIAMETER (inches): —	WELL SCREEN INTERVAL DEPTH: 21.88 ft. to 36.76 ft.	DEPTH TO WATER (feet): 33.83	PUMP TYPE OR BAILER: bailer

1 WELL VOLUME = (TD-DTW) x WELL CAPACITY

(36.76 ft. - 33.83 ft.) x 0.163 gal./ft. = 0.47 gallons

3 WELL VOLUMES = 1 WELL VOLUME X 3

0.47 gallons x 3 = 1.43 gallons

PUMP DEPTH IN WELL (feet): —	PURGING INITIATED AT: —	PURGING ENDED AT: —	TOTAL VOLUME PURGED (gallons): 1.43

EQUIPMENT INFORMATION WATER QUALITY METER — MAKE/MODEL: YSI ProPlus; SERIAL #: 15C1D4375

EQUIPMENT INFORMATION OIL/WATER INTERFACE PROBE — MAKE/MODEL: Heron H-Dil; SERIAL #: DI-8345

TIME	VOLUME PURGED (gallons)	PURGE RATE (gpm)	DEPTH TO WATER (feet)	TEMP. (°C)	DO (mg/L)	COND. (µS/cm)	pH (standard units)	ORP (mV)	TURB. (NTU)	COLOR (describe)	ODOR (describe)
STABILIZATION CRITERIA:			<0.3 ft. drawdown	within 3%	within 10% or <0.5 mg/L	within 3%	±0.1 unit	±10 mV	within 10% or <5 NTU	--	--
1132	0.47	—	—	16.8	6.91	103.2	6.37	156.6	>1100	brown	none
1135	0.94	—	—	16.0	7.95	97.5	6.35	190.3	>1100		
1138	1.43	—	—	15.7	9.18	98.2	6.39	217.1	>1100		

WELL CAPACITY (Gallons Per Foot): **0.75"** = 0.02; **1"** = 0.04; **1.25"** = 0.06; **2"** = 0.16; **3"** = 0.37; **4"** = 0.65; **5"** = 1.02; **6"** = 1.47; **12"** = 5.88

SAMPLING DATA

SAMPLED BY (PRINT) / AFFILIATION: Emily Love / AECOM	SAMPLER(S) SIGNATURE(S): Emily L. Love	SAMPLE TIME: 1140

PUMP OR TUBING DEPTH IN WELL (feet): —	TUBING MATERIAL CODE: LDPE	FIELD-FILTERED: Y (N) Filtration Equipment Type: --	FILTER SIZE: -- µm

FIELD DECONTAMINATION: PUMP (Y) N TUBING Y (N replaced) DUPLICATE: Y (N)

SAMPLE CONTAINER SPECIFICATION				SAMPLE PRESERVATION (including wet ice)			INTENDED ANALYSIS AND/OR METHOD	SAMPLING EQUIPMENT CODE	SAMPLE PUMP FLOW RATE (gal per minute)
SAMPLE ID CODE	# CONTAINERS	MATERIAL CODE	VOLUME	PRESERVATIVE USED	TOTAL VOL ADDED IN FIELD (mL)	FINAL pH			
MW-01	4	AG	40 mL	HCl	40 mL x 4	6.39	6200	B	—
	3	AG	40 mL	HCl	40 mL x 3		VPH		
	1	PP	250 mL	HNO_3	250 mL		Lead by 6010		

REMARKS: tagged bottom @ 36.76'

MATERIAL CODES: **AG** = Amber Glass; **CG** = Clear Glass; **HDPE** = High Density Polyethylene; **LDPE** = Low Density Polyethylene; **PP** = Polypropylene; **S** = Silicone; **T** = Teflon; **O** = Other (Specify)

SAMPLING EQUIPMENT CODES: **APP** = After (Through) Peristaltic Pump; **B** = Bailer; **BP** = Bladder Pump; **ESP** = Electric Submersible Pump; **RFPP** = Reverse Flow Peristaltic Pump; **SM** = Straw Method (Tubing Gravity Drain); **O** = Other (Specify)

GROUNDWATER SAMPLING LOG

SITE NAME: 2020-L1-2448 Incident	SITE LOCATION: Huntersville, NC	PROJECT NUMBER: 60674226	WELL NAME: MW-02	DATE: 6/2/2022

WELL DIAMETER (inches): 2	TUBING DIAMETER (inches): —	WELL SCREEN INTERVAL DEPTH: 23 ft. to 36.55 ft.	DEPTH TO WATER (feet): 33.44	PUMP TYPE OR BAILER: bailer

1 WELL VOLUME = (TD-DTW) x WELL CAPACITY

(36.55 ft. - 33.44 ft.) x 0.163 gal./ft. = 0.51 gallons

3 WELL VOLUMES = 1 WELL VOLUME X 3

0.51 gallons x 3 = 1.52 gallons

PUMP DEPTH IN WELL (feet): —	PURGING INITIATED AT: —	PURGING ENDED AT: —	TOTAL VOLUME PURGED (gallons): 1.52

EQUIPMENT INFORMATION WATER QUALITY METER — MAKE/MODEL: YSI ProPlus; SERIAL #: 15C1D4375

EQUIPMENT INFORMATION OIL/WATER INTERFACE PROBE — MAKE/MODEL: Heron H-Dil; SERIAL #: DI-8345

TIME	VOLUME PURGED (gallons)	PURGE RATE (gpm)	DEPTH TO WATER (feet)	TEMP. (°C)	DO (mg/L)	COND. (µS/cm)	pH (standard units)	ORP (mV)	TURB. (NTU)	COLOR (describe)	ODOR (describe)
STABILIZATION CRITERIA:			<0.3 ft. drawdown	within 3%	within 10% or <0.5 mg/L	within 3%	±0.1 unit	±10 mV	within 10% or <5 NTU	--	--
1342	0.51	—	—	18.4	7.27	101.3	6.47	131.2	>1000	brown	none
1346	1.02	—	—	16.6	6.82	89.9	6.47	154.4	>1000		
1350	1.52	—	—	16.8	6.17	95.0	6.39	250.2	>1000		

WELL CAPACITY (Gallons Per Foot): **0.75"** = 0.02; **1"** = 0.04; **1.25"** = 0.06; **2"** = 0.16; **3"** = 0.37; **4"** = 0.65; **5"** = 1.02; **6"** = 1.47; **12"** = 5.88

SAMPLING DATA

SAMPLED BY (PRINT) / AFFILIATION: Emily Love / AECOM	SAMPLER(S) SIGNATURE(S): Emily L. Love	SAMPLE TIME: 1140

PUMP OR TUBING DEPTH IN WELL (feet): —	TUBING MATERIAL CODE: LDPE	FIELD-FILTERED: Y (N) Filtration Equipment Type: --	FILTER SIZE: -- µm

FIELD DECONTAMINATION: PUMP (Y) N TUBING Y (N (replaced)) DUPLICATE: Y (N)

SAMPLE CONTAINER SPECIFICATION				SAMPLE PRESERVATION (including wet ice)			INTENDED ANALYSIS AND/OR METHOD	SAMPLING EQUIPMENT CODE	SAMPLE PUMP FLOW RATE (gal per minute)
SAMPLE ID CODE	# CONTAINERS	MATERIAL CODE	VOLUME	PRESERVATIVE USED	TOTAL VOL ADDED IN FIELD (mL)	FINAL pH			
MW-02	4	AG	40 mL	HCl	40 mL x 4	6.39	6200	B	—
	3	AG	40 mL	HCl	40 mL x 3		VPH		
	1	PP	250 mL	HNO_3	250 mL		Lead by 6010		

REMARKS: tagged bottom @ 36.55'

MATERIAL CODES: **AG** = Amber Glass; **CG** = Clear Glass; **HDPE** = High Density Polyethylene; **LDPE** = Low Density Polyethylene; **PP** = Polypropylene; **S** = Silicone; **T** = Teflon; **O** = Other (Specify)

SAMPLING EQUIPMENT CODES: **APP** = After (Through) Peristaltic Pump; **B** = Bailer; **BP** = Bladder Pump; **ESP** = Electric Submersible Pump; **RFPP** = Reverse Flow Peristaltic Pump; **SM** = Straw Method (Tubing Gravity Drain); **O** = Other (Specify)

GROUNDWATER SAMPLING LOG

SITE NAME: 2020-L1-2448 Incident	SITE LOCATION: Huntersville, NC	PROJECT NUMBER: 60674226	WELL NAME: MW-04	DATE: 6/2/2022

WELL DIAMETER (inches): 2	TUBING DIAMETER (inches): 3/8	WELL SCREEN INTERVAL DEPTH: 13 ft. to 42.52 ft.	DEPTH TO WATER (feet): 35.44	PUMP TYPE OR BAILER: bailer

1 WELL VOLUME = (TD-DTW) x WELL CAPACITY
(42.52 ft. - 35.44 ft.) x 0.163 gal./ft. = 1.15 gallons

3 WELL VOLUMES = 1 WELL VOLUME X 3
1.15 gallons x 3 = 3.46 gallons

PUMP DEPTH IN WELL (feet): 41.52	PURGING INITIATED AT: 1218	PURGING ENDED AT: 1238	TOTAL VOLUME PURGED (gallons): 3.46

EQUIPMENT INFORMATION WATER QUALITY METER — MAKE/MODEL: YSI ProPlus; SERIAL #: 15C1D4375

EQUIPMENT INFORMATION OIL/WATER INTERFACE PROBE — MAKE/MODEL: Heron H-Dil; SERIAL #: D1-8345

TIME	VOLUME PURGED (gallons)	PURGE RATE (gpm)	DEPTH TO WATER (feet)	TEMP. (°C)	DO (mg/L)	COND. (µS/cm)	pH (standard units)	ORP (mV)	TURB. (NTU)	COLOR (describe)	ODOR (describe)
STABILIZATION CRITERIA:			<0.3 ft. drawdown	within 3%	within 10% or <0.5 mg/L	within 3%	±0.1 unit	±10 mV	within 10% or <5 NTU	--	--
1218	0	0.173	35.44	19.55	7.23	77.1	6.32	159.5	71100	brown	none
1223	0.87	"	35.85	17.3	7.11	73.3	6.41	159.3	71100	"	"
1228	1.73	"	36.14	17.3	6.59	72.2	6.40	1639	381.8	"	"
1233	2.60	"	36.10	17.5	6.46	72.3	6.40	165.9	106.9	clear	"
1238	3.46	"	36.24	17.5	6.00	73.2	6.41	164.5	50.86	"	"

WELL CAPACITY (Gallons Per Foot): **0.75"** = 0.02; **1"** = 0.04; **1.25"** = 0.06; **2"** = 0.16; **3"** = 0.37; **4"** = 0.65; **5"** = 1.02; **6"** = 1.47; **12"** = 5.88

SAMPLING DATA

SAMPLED BY (PRINT) / AFFILIATION: Emily Love / AECOM	SAMPLER(S) SIGNATURE(S): Emily L. Love	SAMPLE TIME: 1240
PUMP OR TUBING DEPTH IN WELL (feet): 41.52	TUBING MATERIAL CODE: LDPE	FIELD-FILTERED: Y (N) Filtration Equipment Type: -- FILTER SIZE: -- µm

FIELD DECONTAMINATION: PUMP (Y) N TUBING Y (N replaced) DUPLICATE: Y (N)

SAMPLE CONTAINER SPECIFICATION				SAMPLE PRESERVATION (including wet ice)			INTENDED ANALYSIS AND/OR METHOD	SAMPLING EQUIPMENT CODE	SAMPLE PUMP FLOW RATE (gal per minute)
SAMPLE ID CODE	# CONTAINERS	MATERIAL CODE	VOLUME	PRESERVATIVE USED	TOTAL VOL ADDED IN FIELD (mL)	FINAL pH			
MW-04	4	AG	40 mL	HCl	40 mL x 4	6.41	6200	ESP	0.173
"	3	AG	40 mL	HCl	40 mL x 3		VPH	"	"
"	1	PP	250 mL	HNO_3	250 mL	"	Lead by 6010	"	"

REMARKS:

MATERIAL CODES: **AG** = Amber Glass; **CG** = Clear Glass; **HDPE** = High Density Polyethylene; **LDPE** = Low Density Polyethylene; **PP** = Polypropylene; **S** = Silicone; **T** = Teflon; **O** = Other (Specify)

SAMPLING EQUIPMENT CODES: **APP** = After (Through) Peristaltic Pump; **B** = Bailer; **BP** = Bladder Pump; **ESP** = Electric Submersible Pump; **RFPP** = Reverse Flow Peristaltic Pump; **SM** = Straw Method (Tubing Gravity Drain); **O** = Other (Specify)

GROUNDWATER SAMPLING LOG

SITE NAME: 2020-L1-2448 Incident	SITE LOCATION: Huntersville, NC	PROJECT NUMBER: 60674226	WELL NAME: MW-04D	DATE: 6/2/22

WELL DIAMETER (inches): 2"	TUBING DIAMETER (inches): 3/8"	WELL SCREEN INTERVAL DEPTH: 122.08 ft. to 132.08 ft.	DEPTH TO WATER (feet): 36.44	PUMP TYPE OR BAILER: Bladder

1 WELL VOLUME = (TD-DTW) x WELL CAPACITY

(132.08 ft. - 36.44 ft.) x 0.16 gal./ft. = 15.30 gallons

3 WELL VOLUMES = 1 WELL VOLUME X 3

15.30 gallons x 3 = 45.90 gallons

PUMP DEPTH IN WELL (feet): 127.08	PURGING INITIATED AT: 1140	PURGING ENDED AT: 1215	TOTAL VOLUME PURGED (gallons): 3.5

EQUIPMENT INFORMATION WATER QUALITY METER — MAKE/MODEL: YSI Pro; SERIAL #: 16F10029

EQUIPMENT INFORMATION OIL/WATER INTERFACE PROBE — MAKE/MODEL: Heron 100'; SERIAL #: 01-7821

TIME	VOLUME PURGED (gallons)	PURGE RATE (gpm)	DEPTH TO WATER (feet)	TEMP. (°C)	DO (mg/L)	COND. (µS/cm)	pH (standard units)	ORP (mV)	TURB. (NTU)	COLOR (describe)	ODOR (describe)
STABILIZATION CRITERIA:			<0.3 ft. drawdown	within 3%	within 10% or <0.5 mg/L	within 3%	±0.1 unit	±10 mV	within 10% or <5 NTU	--	--
1140	0	0.1	37.18	20.1	3.65	536	11.49	-110.6	6.21	clear	none
1145	0.5		38.24	21.8	7.15	553	11.41	-88.7	5.29		
1150	1.0		39.26	20.0	4.10	531	11.47	-80.5	16.97		
1155	1.5		40.21	19.9	4.95	531	11.46	-75.9	24.12		
1200	2.0		41.14	20.0	5.16	533	11.47	-74.6	23.82		
1205	2.5		42.12	20.1	5.02	532	11.47	-75.3	22.09		
1210	3.0		42.21	20.1	5.00	533	11.47	-76.2	21.31		
1215	3.5		42.37	20.2	4.94	533	11.48	-77.7	20.31		

WELL CAPACITY (Gallons Per Foot): **0.75"** = 0.02; **1"** = 0.04; **1.25"** = 0.06; **2"** = 0.16; **3"** = 0.37; **4"** = 0.65; **5"** = 1.02; **6"** = 1.47; **12"** = 5.88

SAMPLING DATA

SAMPLED BY (PRINT) / AFFILIATION: Jacob Miller/AECOM	SAMPLER(S) SIGNATURE(S): Jacob Miller	SAMPLE TIME: 1220
PUMP OR TUBING DEPTH IN WELL (feet):	TUBING MATERIAL CODE: LDPE	FIELD-FILTERED: Y (N) Filtration Equipment Type: -- FILTER SIZE: -- µm

FIELD DECONTAMINATION: PUMP (Y) N TUBING Y (N) (replaced) DUPLICATE: Y (N)

SAMPLE CONTAINER SPECIFICATION				SAMPLE PRESERVATION (including wet ice)			INTENDED ANALYSIS AND/OR METHOD	SAMPLING EQUIPMENT CODE	SAMPLE PUMP FLOW RATE (gal per minute)
SAMPLE ID CODE	# CONTAINERS	MATERIAL CODE	VOLUME	PRESERVATIVE USED	TOTAL VOL ADDED IN FIELD (mL)	FINAL pH			
MW-04D	4	AG	40 mL	HCl	40 mL x 4	11.48	6200	BP	0.1
	3	AG	40 mL	HCl	40 mL x 3		VPH		
	1	PP	250 mL	HNO_3	250 mL		Lead by 6010		

REMARKS:

MATERIAL CODES: **AG** = Amber Glass; **CG** = Clear Glass; **HDPE** = High Density Polyethylene; **LDPE** = Low Density Polyethylene; **PP** = Polypropylene; **S** = Silicone; **T** = Teflon; **O** = Other (Specify)

SAMPLING EQUIPMENT CODES: **APP** = After (Through) Peristaltic Pump; **B** = Bailer; **BP** = Bladder Pump; **ESP** = Electric Submersible Pump; **RFPP** = Reverse Flow Peristaltic Pump; **SM** = Straw Method (Tubing Gravity Drain); **O** = Other (Specify)

GROUNDWATER SAMPLING LOG

SITE NAME: 2020-L1-2448 Incident	SITE LOCATION: Huntersville, NC	PROJECT NUMBER: 60674226	WELL NAME: MW-05	DATE: 6/2/22

WELL DIAMETER (inches): 2	TUBING DIAMETER (inches): 3/8	WELL SCREEN INTERVAL DEPTH: 12.00 ft. to 41.15 ft.	DEPTH TO WATER (feet): 31.10	PUMP TYPE OR BAILER: Monsoon

1 WELL VOLUME = (TD-DTW) x WELL CAPACITY

(41.15 ft. - 31.10 ft:) x 0.16 gal./ft. = 1.6 gallons

3 WELL VOLUMES = 1 WELL VOLUME X 3

1.6 gallons x 3 = 4.8 gallons

PUMP DEPTH IN WELL (feet): 36	PURGING INITIATED AT: 1246	PURGING ENDED AT: 1345	TOTAL VOLUME PURGED (gallons): 5.5

EQUIPMENT INFORMATION WATER QUALITY METER	MAKE/MODEL: YSI Pro Plus	SERIAL #: 15B102269
EQUIPMENT INFORMATION OIL/WATER INTERFACE PROBE	MAKE/MODEL: HERON	SERIAL #: 8344

TIME	VOLUME PURGED (gallons)	PURGE RATE (gpm)	DEPTH TO WATER (feet)	TEMP. (°C)	DO (mg/L)	COND. (µS/cm)	pH (standard units)	ORP (mV)	TURB. (NTU)	COLOR (describe)	ODOR (describe)
STABILIZATION CRITERIA:			<0.3 ft. drawdown	within 3%	within 10% or <0.5 mg/L	within 3%	±0.1 unit	±10 mV	within 10% or <5 NTU	--	--
1247	0	0.1	31.66	23.5	6.65	89.0	6.33	99.5	167.8	Cloudy	None
1252	0.5	0.1	31.66	21.9	6.21	87.7	6.25	98.1	227.9	Cloudy	None
1257	1	0.1	31.66	20.6	5.83	84.6	6.14	96.8	299.6	Cloudy	None
1302	1.5	0.1	31.66	19.1	5.46	82.3	6.08	94.6	317.5	Cloudy	None
1307	2	0.1	31.66	18.8	5.65	81.9	6.11	92.4	279.3	Cloudy	None
1312	2.5	0.1	31.66	18.6	5.60	83.1	6.08	91.6	85.37	Cloudy	None
1317	3	0.1	31.66	18.8	5.67	83.9	6.07	92.1	89.92	Cloudy	None
1322	3.5	0.1	31.66	18.9	5.24	84.1	6.10	90.1	48.99	Cloudy	None
1327	4	0.1	31.66	19.3	5.54	85.0	6.12	88.5	77.83	Cloudy	None
1332	4.5	0.1	31.66	19.7	5.43	85.2	6.12	88.4	67.98	Cloudy	None
1337	5	0.1	31.66	18.9	5.35	84.3	6.09	89.6	74.85	Cloudy	None

WELL CAPACITY (Gallons Per Foot): **0.75"** = 0.02; **1"** = 0.04; **1.25"** = 0.06; **2"** = 0.16; **3"** = 0.37; **4"** = 0.65; **5"** = 1.02; **6"** = 1.47; **12"** = 5.88

SAMPLING DATA

SAMPLED BY (PRINT) / AFFILIATION: Erik Riegel / AECOM	SAMPLER(S) SIGNATURE(S):	SAMPLE TIME: 1340
PUMP OR TUBING DEPTH IN WELL (feet): 36	TUBING MATERIAL CODE: LDPE	FIELD-FILTERED: Y (N) Filtration Equipment Type: -- FILTER SIZE: -- µm

FIELD DECONTAMINATION: PUMP (Y) N TUBING Y (N (replaced)) DUPLICATE: Y (N)

SAMPLE CONTAINER SPECIFICATION				SAMPLE PRESERVATION (including wet ice)			INTENDED ANALYSIS AND/OR METHOD	SAMPLING EQUIPMENT CODE	SAMPLE PUMP FLOW RATE (gal per minute)
SAMPLE ID CODE	# CONTAINERS	MATERIAL CODE	VOLUME	PRESERVATIVE USED	TOTAL VOL ADDED IN FIELD (mL)	FINAL pH			
MW-05	4	AG	40 mL	HCl	40 mL x 4	6.09	6200	ESP	0.1
MW-05	3	AG	40 mL	HCl	40 mL x 3	6.09	VPH	ESP	0.1
MW-05	1	PP	250 mL	HNO_3	250 mL	6.09	Lead by 6010	ESP	0.1

REMARKS: 3 well volumes purged, High Turbidity.

MATERIAL CODES: **AG** = Amber Glass; **CG** = Clear Glass; **HDPE** = High Density Polyethylene; **LDPE** = Low Density Polyethylene; **PP** = Polypropylene; **S** = Silicone; **T** = Teflon; **O** = Other (Specify)

SAMPLING EQUIPMENT CODES: **APP** = After (Through) Peristaltic Pump; **B** = Bailer; **BP** = Bladder Pump; **ESP** = Electric Submersible Pump; **RFPP** = Reverse Flow Peristaltic Pump; **SM** = Straw Method (Tubing Gravity Drain); **O** = Other (Specify)

GROUNDWATER SAMPLING LOG

SITE NAME: 2020-L1-2448 Incident	SITE LOCATION: Huntersville, NC	PROJECT NUMBER: 60674226	WELL NAME: MW-06	DATE: 6/2/2022

WELL DIAMETER (inches): 2	TUBING DIAMETER (inches): 3/8	WELL SCREEN INTERVAL DEPTH: 12.91 ft. to 42.91 ft.	DEPTH TO WATER (feet): 28.44	PUMP TYPE OR BAILER: monsoon pump

1 WELL VOLUME = (TD-DTW) x WELL CAPACITY

(42.91 ft. - 28.44 ft.) x 0.163 gal./ft. = 2.36 gallons

3 WELL VOLUMES = 1 WELL VOLUME X 3

2.36 gallons x 3 = 7.08 gallons

PUMP DEPTH IN WELL (feet): 41.91	PURGING INITIATED AT: 0857	PURGING ENDED AT: 1002	TOTAL VOLUME PURGED (gallons): 7.08

EQUIPMENT INFORMATION WATER QUALITY METER — MAKE/MODEL: YSI ProPlus; SERIAL #: 15C1D4375

EQUIPMENT INFORMATION OIL/WATER INTERFACE PROBE — MAKE/MODEL: Heron H-Dil; SERIAL #: DI-8345

TIME	VOLUME PURGED (gallons)	PURGE RATE (gpm)	DEPTH TO WATER (feet)	TEMP. (°C)	DO (mg/L)	COND. (µS/cm)	pH (standard units)	ORP (mV)	TURB. (NTU)	COLOR (describe)	ODOR (describe)
STABILIZATION CRITERIA:			<0.3 ft. drawdown	within 3%	within 10% or <0.5 mg/L	within 3%	±0.1 unit	±10 mV	within 10% or <5 NTU	--	--
0857	0	0.109	28.44	19.3	13.18	0.7	6.62	21.5	>1100	brown	none
0902	0.54		28.62	18.9	9.58	1.1	6.04	54.3	>1100		
0907	1.09		28.67	18.6	9.32	1.1	5.38	67.9	913.2		
0912	1.63		28.68	16.3	6.41	102.3	6.19	203.8	580.9		
0917	2.18		28.70	16.5	6.26	102.8	6.22	205.2	258.6		
0922	2.72		28.69	16.6	5.84	101.8	6.24	206.2	214.1		
0927	3.27		28.72	16.4	6.08	100.9	6.24	206.4	144.5	clear	
0932	3.81		28.68	16.5	5.59	100.6	6.25	205.8	69.52		
0937	4.36		28.79	16.4	5.91	99.2	6.25	205.2	46.84		
0942	4.9		28.80	16.3	5.93	97.5	6.26	204.4	36.62		
0947	5.45		28.83	16.3	5.89	96.0	6.27	204.0	21.14		
0952	6		28.87	16.1	5.98	94.5	6.28	203.0	18.07		
0957	6.54		28.85	16.2	5.89	95.2	6.28	203.2	14.70		
1002	7.08		28.86	16.2	5.83	94.4	6.29	202.7	9.52		

WELL CAPACITY (Gallons Per Foot): **0.75"** = 0.02; **1"** = 0.04; **1.25"** = 0.06; **2"** = 0.16; **3"** = 0.37; **4"** = 0.65; **5"** = 1.02; **6"** = 1.47; **12"** = 5.88

SAMPLING DATA

SAMPLED BY (PRINT) / AFFILIATION: Emily Love / AECOM	SAMPLER(S) SIGNATURE(S): Emily L. Love	SAMPLE TIME: 1005

PUMP OR TUBING DEPTH IN WELL (feet): 41.91	TUBING MATERIAL CODE: LDPE	FIELD-FILTERED: Y (N) Filtration Equipment Type: --	FILTER SIZE: -- µm

FIELD DECONTAMINATION: PUMP (Y) N TUBING Y (N replaced) DUPLICATE: (Y) N

SAMPLE CONTAINER SPECIFICATION				SAMPLE PRESERVATION (including wet ice)			INTENDED ANALYSIS AND/OR METHOD	SAMPLING EQUIPMENT CODE	SAMPLE PUMP FLOW RATE (gal per minute)
SAMPLE ID CODE	# CONTAINERS	MATERIAL CODE	VOLUME	PRESERVATIVE USED	TOTAL VOL ADDED IN FIELD (mL)	FINAL pH			
MW-06	4	AG	40 mL	HCl	40 mL x 4	6.29	6200	ESP	0.109
	3	AG	40 mL	HCl	40 mL x 3		VPH		
	1	PP	250 mL	HNO_3	250 mL		Lead by 6010		

REMARKS: disregard first 3 readings. YSI improperly set up

MATERIAL CODES: **AG** = Amber Glass; **CG** = Clear Glass; **HDPE** = High Density Polyethylene; **LDPE** = Low Density Polyethylene; **PP** = Polypropylene; **S** = Silicone; **T** = Teflon; **O** = Other (Specify)

SAMPLING EQUIPMENT CODES: **APP** = After (Through) Peristaltic Pump; **B** = Bailer; **BP** = Bladder Pump; **ESP** = Electric Submersible Pump; **RFPP** = Reverse Flow Peristaltic Pump; **SM** = Straw Method (Tubing Gravity Drain); **O** = Other (Specify)

GROUNDWATER SAMPLING LOG

SITE NAME: 2020-L1-2448 Incident	SITE LOCATION: Huntersville, NC	PROJECT NUMBER: 60674226	WELL NAME: MW-07D	DATE: 6/3/22

WELL DIAMETER (inches): 2"	TUBING DIAMETER (inches): 3/8"	WELL SCREEN INTERVAL DEPTH: 129.15 ft. to 139.15 ft.	DEPTH TO WATER (feet): 37.91	PUMP TYPE OR BAILER: Bladder

1 WELL VOLUME = (TD-DTW) x WELL CAPACITY

(139.15 ft. - 37.91 ft.) x 0.16 gal./ft. = 16.20 gallons

3 WELL VOLUMES = 1 WELL VOLUME X 3

16.20 gallons x 3 = 48.60 gallons

PUMP DEPTH IN WELL (feet): 134.15	PURGING INITIATED AT: 1055	PURGING ENDED AT: 1130	TOTAL VOLUME PURGED (gallons): 3.0

EQUIPMENT INFORMATION WATER QUALITY METER — MAKE/MODEL: YSI Pro; SERIAL #: 16F10029

EQUIPMENT INFORMATION OIL/WATER INTERFACE PROBE — MAKE/MODEL: Heron 100'; SERIAL #: 01-7821

TIME	VOLUME PURGED (gallons)	PURGE RATE (gpm)	DEPTH TO WATER (feet)	TEMP. (°C)	DO (mg/L)	COND. (µS/cm)	pH (standard units)	ORP (mV)	TURB. (NTU)	COLOR (describe)	ODOR (describe)
STABILIZATION CRITERIA:			<0.3 ft. drawdown	within 3%	within 10% or <0.5 mg/L	within 3%	±0.1 unit	±10 mV	within 10% or <5 NTU	--	--
1055	0	0.1	38.14	16.5	0.90	280.7	7.74	-109.5	6.17	clear	none
1100	0.5		38.67	16.3	0.84	279.3	7.70	-104.3	131.3		
1105	1.0		38.97	16.1	0.66	277.7	7.64	-102.3	120.7		
1110	1.5		39.21	16.0	0.54	275.6	7.60	-100.9	115.9		
1115	2.0		39.34	15.9	0.47	264.8	7.60	-88.1	44.56		
1120	2.5		39.44	16.0	0.48	263.4	7.60	-84.4	19.72		
1125	3.0		39.53	15.9	0.44	262.4	7.59	-79.3	4.31		

WELL CAPACITY (Gallons Per Foot): **0.75"** = 0.02; **1"** = 0.04; **1.25"** = 0.06; **2"** = 0.16; **3"** = 0.37; **4"** = 0.65; **5"** = 1.02; **6"** = 1.47; **12"** = 5.88

SAMPLING DATA

SAMPLED BY (PRINT) / AFFILIATION: Jacob Miller/AECOM	SAMPLER(S) SIGNATURE(S): Jacob Miller	SAMPLE TIME: 1130
PUMP OR TUBING DEPTH IN WELL (feet): 134.15	TUBING MATERIAL CODE: LDPE	FIELD-FILTERED: Y (N) Filtration Equipment Type: -- FILTER SIZE: -- µm
FIELD DECONTAMINATION: PUMP (Y) N TUBING Y (N) (replaced)		DUPLICATE: Y (N)

SAMPLE CONTAINER SPECIFICATION				SAMPLE PRESERVATION (including wet ice)					
SAMPLE ID CODE	# CONTAINERS	MATERIAL CODE	VOLUME	PRESERVATIVE USED	TOTAL VOL ADDED IN FIELD (mL)	FINAL pH	INTENDED ANALYSIS AND/OR METHOD	SAMPLING EQUIPMENT CODE	SAMPLE PUMP FLOW RATE (gal per minute)
MW-07D	4	AG	40 mL	HCl	40 mL x 4	7.59	6200	BP	0.1
	3	AG	40 mL	HCl	40 mL x 3		VPH		
	1	PP	250 mL	HNO_3	250 mL		Lead by 6010		

REMARKS:

MATERIAL CODES: **AG** = Amber Glass; **CG** = Clear Glass; **HDPE** = High Density Polyethylene; **LDPE** = Low Density Polyethylene; **PP** = Polypropylene; **S** = Silicone; **T** = Teflon; **O** = Other (Specify)

SAMPLING EQUIPMENT CODES: **APP** = After (Through) Peristaltic Pump; **B** = Bailer; **BP** = Bladder Pump; **ESP** = Electric Submersible Pump; **RFPP** = Reverse Flow Peristaltic Pump; **SM** = Straw Method (Tubing Gravity Drain); **O** = Other (Specify)

GROUNDWATER SAMPLING LOG

SITE NAME: 2020-L1-2448 Incident	SITE LOCATION: Huntersville, NC	PROJECT NUMBER: 60674226	WELL NAME: MW-07R	DATE: 6-2-22

WELL DIAMETER (inches):	TUBING DIAMETER (inches):	WELL SCREEN INTERVAL DEPTH: 40.00 ft. to 56.06 ft.	DEPTH TO WATER (feet): 39.31	PUMP TYPE OR BAILER: Monsoon XL

1 WELL VOLUME = (TD-DTW) x WELL CAPACITY

(56.06 ft. - 39.31 ft.) x 0.65 gal./ft. = 10.90 gallons

3 WELL VOLUMES = 1 WELL VOLUME X 3

10.90 gallons x 3 = 32.70 gallons

PUMP DEPTH IN WELL (feet): 48	PURGING INITIATED AT: 1000	PURGING ENDED AT: 1030	TOTAL VOLUME PURGED (gallons): 2.4

EQUIPMENT INFORMATION WATER QUALITY METER — MAKE/MODEL: YSI PRO+ SERIAL #: 16F100208

EQUIPMENT INFORMATION OIL/WATER INTERFACE PROBE — MAKE/MODEL: Heron SERIAL #: 8003 IFP

TIME	VOLUME PURGED (gallons)	PURGE RATE (gpm)	DEPTH TO WATER (feet)	TEMP. (°C)	DO (mg/L)	COND. (µS/cm)	pH (standard units)	ORP (mV)	TURB. (NTU)	COLOR (describe)	ODOR (describe)
STABILIZATION CRITERIA:			<0.3 ft. drawdown	within 3%	within 10% or <0.5 mg/L	within 3%	±0.1 unit	±10 mV	within 10% or <5 NTU	--	--
1010	0.8	0.08	39.70	16.8	6.96	123.9	6.20	125.3	10.27	Clear	None
1015	1.2	"	39.76	17.0	6.19	125.0	6.16	125.4	16.14	"	"
1020	1.6	"	39.82	16.9	5.93	124.8	6.15	124.6	24.42	"	"
1025	2.0	"	39.86	17.0	5.93	125.1	6.17	122.7	26.19	"	"
1030	2.4	"	39.87	16.9	5.98	125.1	6.17	122.3	24.55	"	"

WELL CAPACITY (Gallons Per Foot): **0.75"** = 0.02; **1"** = 0.04; **1.25"** = 0.06; **2"** = 0.16; **3"** = 0.37; **4"** = 0.65; **5"** = 1.02; **6"** = 1.47; **12"** = 5.88

SAMPLING DATA

SAMPLED BY (PRINT) / AFFILIATION: Sam Moore / AECOM	SAMPLER(S) SIGNATURE(S):	SAMPLE TIME: 1035

PUMP OR TUBING DEPTH IN WELL (feet): 48	TUBING MATERIAL CODE: LDPE	FIELD-FILTERED: Y (N) Filtration Equipment Type: --	FILTER SIZE: -- µm

FIELD DECONTAMINATION: PUMP (Y) N TUBING Y (N) (replaced) DUPLICATE: Y (N)

SAMPLE CONTAINER SPECIFICATION				SAMPLE PRESERVATION (including wet ice)			INTENDED ANALYSIS AND/OR METHOD	SAMPLING EQUIPMENT CODE	SAMPLE PUMP FLOW RATE (gal per minute)
SAMPLE ID CODE	# CONTAINERS	MATERIAL CODE	VOLUME	PRESERVATIVE USED	TOTAL VOL ADDED IN FIELD (mL)	FINAL pH			
MW-07R	4	AG	40 mL	HCl	40 mL x 4	6.17	6200	ESP	0.08
"	3	AG	40 mL	HCl	40 mL x 3	"	VPH	"	"
"	1	PP	250 mL	HNO_3	250 mL	"	Lead by 6010	"	"

REMARKS: Well stabilized before 3 well volumes purged.

MATERIAL CODES: **AG** = Amber Glass; **CG** = Clear Glass; **HDPE** = High Density Polyethylene; **LDPE** = Low Density Polyethylene; **PP** = Polypropylene; **S** = Silicone; **T** = Teflon; **O** = Other (Specify)

SAMPLING EQUIPMENT CODES: **APP** = After (Through) Peristaltic Pump; **B** = Bailer; **BP** = Bladder Pump; **ESP** = Electric Submersible Pump; **RFPP** = Reverse Flow Peristaltic Pump; **SM** = Straw Method (Tubing Gravity Drain); **O** = Other (Specify)

GROUNDWATER SAMPLING LOG

SITE NAME: 2020-L1-2448 Incident	SITE LOCATION: Huntersville, NC	PROJECT NUMBER: 60674226	WELL NAME: MW-8	DATE: 5/31/2022

WELL DIAMETER (inches): 4	TUBING DIAMETER (inches): 3/8	WELL SCREEN INTERVAL DEPTH: 20 ft. to 47.84 ft.	DEPTH TO WATER (feet): 35.64	PUMP TYPE OR BAILER: monsoon pump

1 WELL VOLUME = (TD-DTW) x WELL CAPACITY

(47.84 ft. - 35.64 ft.) x 0.65 gal./ft. = 7.96 gallons

3 WELL VOLUMES = 1 WELL VOLUME X 3

7.96 gallons x 3 = 23.88 gallons

PUMP DEPTH IN WELL (feet): 46.84	PURGING INITIATED AT: 1147	PURGING ENDED AT: 1227	TOTAL VOLUME PURGED (gallons): 7

EQUIPMENT INFORMATION WATER QUALITY METER — MAKE/MODEL: YSI ProPlus; SERIAL #: 15C1D4375

EQUIPMENT INFORMATION OIL/WATER INTERFACE PROBE — MAKE/MODEL: Heron H-Dil; SERIAL #: DI-8345

TIME	VOLUME PURGED (gallons)	PURGE RATE (gpm)	DEPTH TO WATER (feet)	TEMP. (°C)	DO (mg/L)	COND. (µS/cm)	pH (standard units)	ORP (mV)	TURB. (NTU)	COLOR (describe)	ODOR (describe)
STABILIZATION CRITERIA:			<0.3 ft. drawdown	within 3%	within 10% or <0.5 mg/L	within 3%	±0.1 unit	±10 mV	within 10% or <5 NTU	--	--
1147	0	0.175	35.64	18.4	2.48	96.6	6.49	42.6	95.33	clear	none
1152	0.875		36.76	17.8	6.42	112.4	6.24	151.7	98.41		
1157	1.75		36.90	18.0	6.45	112.6	6.22	154.5	56.97		
1202	2.63		37.33	17.8	6.44	111.7	6.21	157.3	37.23		
1207	3.5		37.71	17.4	6.39	110.2	6.20	163.9	20.12		
1212	4.36		37.75	17.9	6.07	111.4	6.20	166.8	9.61		
1217	5.25		37.81	17.7	5.99	111.0	6.20	168.8	8.16		
1222	6.13		37.85	17.8	5.95	111.5	6.19	171.6	6.09		
1227	7		37.91	17.9	5.81	112.1	6.19	173.3	5.26		

WELL CAPACITY (Gallons Per Foot): **0.75"** = 0.02; **1"** = 0.04; **1.25"** = 0.06; **2"** = 0.16; **3"** = 0.37; **4"** = 0.65; **5"** = 1.02; **6"** = 1.47; **12"** = 5.88

SAMPLING DATA

SAMPLED BY (PRINT) / AFFILIATION: Emily Love / AECOM	SAMPLER(S) SIGNATURE(S): Emily L. Love	SAMPLE TIME: 1230

PUMP OR TUBING DEPTH IN WELL (feet): 46.84	TUBING MATERIAL CODE: LDPE	FIELD-FILTERED: Y (N) Filtration Equipment Type: --	FILTER SIZE: -- µm

FIELD DECONTAMINATION: PUMP (Y) N TUBING Y (N replaced) DUPLICATE: Y (N)

SAMPLE CONTAINER SPECIFICATION				SAMPLE PRESERVATION (including wet ice)			INTENDED ANALYSIS AND/OR METHOD	SAMPLING EQUIPMENT CODE	SAMPLE PUMP FLOW RATE (gal per minute)
SAMPLE ID CODE	# CONTAINERS	MATERIAL CODE	VOLUME	PRESERVATIVE USED	TOTAL VOL ADDED IN FIELD (mL)	FINAL pH			
MW-08	4	AG	40 mL	HCl	40 mL x 4	6.19	6200	ESP	0.175
	3	AG	40 mL	HCl	40 mL x 3		VPH		
	1	PP	250 mL	HNO_3	250 mL		Lead by 6010		

REMARKS:

MATERIAL CODES: **AG** = Amber Glass; **CG** = Clear Glass; **HDPE** = High Density Polyethylene; **LDPE** = Low Density Polyethylene; **PP** = Polypropylene; **S** = Silicone; **T** = Teflon; **O** = Other (Specify)

SAMPLING EQUIPMENT CODES: **APP** = After (Through) Peristaltic Pump; **B** = Bailer; **BP** = Bladder Pump; **ESP** = Electric Submersible Pump; **RFPP** = Reverse Flow Peristaltic Pump; **SM** = Straw Method (Tubing Gravity Drain); **O** = Other (Specify)

GROUNDWATER SAMPLING LOG

SITE NAME: 2020-L1-2448 Incident	SITE LOCATION: Huntersville, NC	PROJECT NUMBER: 60674226	WELL NAME: MW-12	DATE: 6/3/22

WELL DIAMETER (inches):	TUBING DIAMETER (inches): 3/8	WELL SCREEN INTERVAL DEPTH: 25.00 ft. to 42.00 ft.	DEPTH TO WATER (feet): 37.66	PUMP TYPE OR BAILER: Monsoon

1 WELL VOLUME = (TD-DTW) x WELL CAPACITY

(42.00 ft. - 37.66 ft.) x 0.16 gal./ft. = 0.69 gallons

3 WELL VOLUMES = 1 WELL VOLUME X 3

0.69 gallons x 3 = 2.1 gallons

PUMP DEPTH IN WELL (feet): NA	PURGING INITIATED AT: 1013	PURGING ENDED AT: 1030	TOTAL VOLUME PURGED (gallons): 2.5

EQUIPMENT INFORMATION WATER QUALITY METER	MAKE/MODEL: YSI Pro Plus SERIAL #: 15B102269	EQUIPMENT INFORMATION OIL/WATER INTERFACE PROBE	MAKE/MODEL: HERON SERIAL #: 8344

TIME	VOLUME PURGED (gallons)	PURGE RATE (gpm)	DEPTH TO WATER (feet)	TEMP. (°C)	DO (mg/L)	COND. (µS/cm)	pH (standard units)	ORP (mV)	TURB. (NTU)	COLOR (describe)	ODOR (describe)
STABILIZATION CRITERIA:			<0.3 ft. drawdown	within 3%	within 10% or <0.5 mg/L	within 3%	±0.1 unit	±10 mV	within 10% or <5 NTU	--	--
Volume 1	–	–	–	17.2	6.88	140.8	6.45	88.2	–	Cloudy	None
Volume 2	–	–	–	16.2	7.25	139.0	6.27	95.2	–	Cloudy	None
Volume 3	–	–	–	16.6	6.34	137.0	6.13	102.9	–	Cloudy	None

WELL CAPACITY (Gallons Per Foot): **0.75"** = 0.02; **1"** = 0.04; **1.25"** = 0.06; **2"** = 0.16; **3"** = 0.37; **4"** = 0.65; **5"** = 1.02; **6"** = 1.47; **12"** = 5.88

SAMPLING DATA

SAMPLED BY (PRINT) / AFFILIATION: Erik Riegel / AECOM	SAMPLER(S) SIGNATURE(S):	SAMPLE TIME: 1030
PUMP OR TUBING DEPTH IN WELL (feet): NA	TUBING MATERIAL CODE: LDPE	FIELD-FILTERED: Y (N) Filtration Equipment Type: -- FILTER SIZE: -- µm

FIELD DECONTAMINATION: PUMP Y (NA) TUBING Y N (replaced) (NA) DUPLICATE: (Y) N

SAMPLE CONTAINER SPECIFICATION				SAMPLE PRESERVATION (including wet ice)			INTENDED ANALYSIS AND/OR METHOD	SAMPLING EQUIPMENT CODE	SAMPLE PUMP FLOW RATE (gal per minute)
SAMPLE ID CODE	# CONTAINERS	MATERIAL CODE	VOLUME	PRESERVATIVE USED	TOTAL VOL ADDED IN FIELD (mL)	FINAL pH			
MW-12	4	AG	40 mL	HCl	40 mL x 4	6.13	6200	B	NA
MW-12	3	AG	40 mL	HCl	40 mL x 3	6.13	VPH	B	NA
MW-12	1	PP	250 mL	HNO_3	250 mL	6.13	Lead by 6010	B	NA

REMARKS: 4.34' Water Column, 3 Well Volumes Purged, High Turbidity

Dup-1-20220603

MATERIAL CODES: **AG** = Amber Glass; **CG** = Clear Glass; **HDPE** = High Density Polyethylene; **LDPE** = Low Density Polyethylene; **PP** = Polypropylene; **S** = Silicone; **T** = Teflon; **O** = Other (Specify)

SAMPLING EQUIPMENT CODES: **APP** = After (Through) Peristaltic Pump; **B** = Bailer; **BP** = Bladder Pump; **ESP** = Electric Submersible Pump; **RFPP** = Reverse Flow Peristaltic Pump; **SM** = Straw Method (Tubing Gravity Drain); **O** = Other (Specify)

GROUNDWATER SAMPLING LOG

SITE NAME: 2020-L1-2448 Incident	SITE LOCATION: Huntersville, NC	PROJECT NUMBER: 60674226	WELL NAME: MW-13	DATE: 5/31/22

WELL DIAMETER (inches): 4"	TUBING DIAMETER (inches): 3/8"	WELL SCREEN INTERVAL DEPTH: 15.00 ft. to 59.86 ft.	DEPTH TO WATER (feet): 46.60	PUMP TYPE OR BAILER: Monsoon XL

1 WELL VOLUME = (TD-DTW) x WELL CAPACITY	3 WELL VOLUMES = 1 WELL VOLUME X 3
(59.86 ft. - 46.60 ft.) x 0.65 gal./ft. = 8.62 gallons	8.62 gallons x 3 = 25.86 gallons

PUMP DEPTH IN WELL (feet): 56'	PURGING INITIATED AT: 1335	PURGING ENDED AT: 1420	TOTAL VOLUME PURGED (gallons): 3.5

EQUIPMENT INFORMATION WATER QUALITY METER	MAKE/MODEL: YSI Pro Plus	SERIAL #: 18K102303
EQUIPMENT INFORMATION OIL/WATER INTERFACE PROBE	MAKE/MODEL: Heron H.Oil	SERIAL #: 01-8347

TIME	VOLUME PURGED (gallons)	PURGE RATE (gpm)	DEPTH TO WATER (feet)	TEMP. (°C)	DO (mg/L)	COND. (µS/cm)	pH (standard units)	ORP (mV)	TURB. (NTU)	COLOR (describe)	ODOR (describe)
STABILIZATION CRITERIA:			<0.3 ft. drawdown	within 3%	within 10% or <0.5 mg/L	within 3%	±0.1 unit	±10 mV	within 10% or <5 NTU	--	--
1350	1.5	0.1	47.38	17.9	10.65	227.6	6.27	114.4	50.13	clear	None
1355	2.0		48.01	17.8	7.27	227.2	6.13	118.6	42.41		
1400	2.5		48.85	18.0	6.00	227.7	6.26	120.6	32.86		
1405	3.0		49.02	18.1	5.86	228.7	6.26	124.3	31.35		
1410	3.5		49.11	18.2	5.75	229.7	6.25	126.9	29.77		

Mike de Kozlowski 5/31/22

WELL CAPACITY (Gallons Per Foot): **0.75"** = 0.02; **1"** = 0.04; **1.25"** = 0.06; **2"** = 0.16; **3"** = 0.37; **4"** = 0.65; **5"** = 1.02; **6"** = 1.47; **12"** = 5.88

SAMPLING DATA

SAMPLED BY (PRINT) / AFFILIATION: Mike de Kozlowski / AECOM	SAMPLER(S) SIGNATURE(S): Mike de Kozlowski	SAMPLE TIME: 1420

PUMP OR TUBING DEPTH IN WELL (feet): 56'	TUBING MATERIAL CODE: LDPE	FIELD-FILTERED: Y (N) Filtration Equipment Type: --	FILTER SIZE: -- µm

FIELD DECONTAMINATION: PUMP (Y) N TUBING Y (N (replaced)) DUPLICATE: Y (N)

SAMPLE CONTAINER SPECIFICATION				SAMPLE PRESERVATION (including wet ice)			INTENDED ANALYSIS AND/OR METHOD	SAMPLING EQUIPMENT CODE	SAMPLE PUMP FLOW RATE (gal per minute)
SAMPLE ID CODE	# CONTAINERS	MATERIAL CODE	VOLUME	PRESERVATIVE USED	TOTAL VOL ADDED IN FIELD (mL)	FINAL pH			
MW-13	4	AG	40 mL	HCl	40 mL x 4	6.25	6200	ESP	0.1
|	3	AG	40 mL	HCl	40 mL x 3	|	VPH	|	|
|	1	PP	250 mL	HNO_3	250 mL	|	Lead by 6010	|	|

REMARKS:

MATERIAL CODES: **AG** = Amber Glass; **CG** = Clear Glass; **HDPE** = High Density Polyethylene; **LDPE** = Low Density Polyethylene; **PP** = Polypropylene; **S** = Silicone; **T** = Teflon; **O** = Other (Specify)

SAMPLING EQUIPMENT CODES: **APP** = After (Through) Peristaltic Pump; **B** = Bailer; **BP** = Bladder Pump; **ESP** = Electric Submersible Pump; **RFPP** = Reverse Flow Peristaltic Pump; **SM** = Straw Method (Tubing Gravity Drain); **O** = Other (Specify)

GROUNDWATER SAMPLING LOG

SITE NAME: 2020-L1-2448 Incident	SITE LOCATION: Huntersville, NC	PROJECT NUMBER: 60674226	WELL NAME: MW-14	DATE: 5-31-22

WELL DIAMETER (inches):	TUBING DIAMETER (inches):	WELL SCREEN INTERVAL DEPTH: 15.00 ft. to 44.34 ft.	DEPTH TO WATER (feet): 36.33	PUMP TYPE OR BAILER: Monsoon XL

1 WELL VOLUME = (TD-DTW) x WELL CAPACITY

(44.34 ft. - 36.33 ft.) x 0.65 gal./ft. = 5.20 gallons

3 WELL VOLUMES = 1 WELL VOLUME X 3

5.20 gallons x 3 = 15.60 gallons

PUMP DEPTH IN WELL (feet): 40	PURGING INITIATED AT: 1210	PURGING ENDED AT: 1255	TOTAL VOLUME PURGED (gallons): 2.25

EQUIPMENT INFORMATION WATER QUALITY METER	MAKE/MODEL: YSI PRO+ SERIAL #: 16F100208	EQUIPMENT INFORMATION OIL/WATER INTERFACE PROBE	MAKE/MODEL: Heron SERIAL #: 8003 IFP

TIME	VOLUME PURGED (gallons)	PURGE RATE (gpm)	DEPTH TO WATER (feet)	TEMP. (°C)	DO (mg/L)	COND. (µS/cm)	pH (standard units)	ORP (mV)	TURB. (NTU)	COLOR (describe)	ODOR (describe)
STABILIZATION CRITERIA:			<0.3 ft. drawdown	within 3%	within 10% or <0.5 mg/L	within 3%	±0.1 unit	±10 mV	within 10% or <5 NTU	--	--
1225	0.75	0.05	36.66	20.8	5.25	90.9	6.28	115.4	325.4	Brown	None
1230	1.0		36.68	21.3	4.97	91.8	6.38	111.9	313.1		
1235	1.25		36.68	21.6	4.90	92.0	6.48	108.9	285.1		
1240	1.5		36.68	21.7	4.78	92.3	6.50	107.3	270.1		
1245	1.75		36.68	21.5	5.16	91.6	6.45	112.3	203.7		
1250	2.0		36.68	21.6	5.19	91.5	6.40	111.9	198.6		
1255	2.25		36.68	21.5	5.14	91.3	6.41	114.8	201.4		

WELL CAPACITY (Gallons Per Foot): **0.75"** = 0.02; **1"** = 0.04; **1.25"** = 0.06; **2"** = 0.16; **3"** = 0.37; **4"** = 0.65; **5"** = 1.02; **6"** = 1.47; **12"** = 5.88

SAMPLING DATA

SAMPLED BY (PRINT) / AFFILIATION: Sam Moore / AECOM	SAMPLER(S) SIGNATURE(S):	SAMPLE TIME: 1300

PUMP OR TUBING DEPTH IN WELL (feet): 40	TUBING MATERIAL CODE: LDPE	FIELD-FILTERED: Y (N) Filtration Equipment Type: --	FILTER SIZE: -- µm

FIELD DECONTAMINATION: PUMP (Y) N TUBING Y (N) (replaced) DUPLICATE: Y (N)

SAMPLE CONTAINER SPECIFICATION				SAMPLE PRESERVATION (including wet ice)			INTENDED ANALYSIS AND/OR METHOD	SAMPLING EQUIPMENT CODE	SAMPLE PUMP FLOW RATE (gal per minute)
SAMPLE ID CODE	# CONTAINERS	MATERIAL CODE	VOLUME	PRESERVATIVE USED	TOTAL VOL ADDED IN FIELD (mL)	FINAL pH			
MW-14	4	AG	40 mL	HCl	40 mL x 4	6.41	6200	ESP	0.05
"	3	AG	40 mL	HCl	40 mL x 3	"	VPH	"	"
"	1	PP	250 mL	HNO_3	250 mL	"	Lead by 6010	"	"

REMARKS: Well stabilized before three well volumes purged.

MATERIAL CODES: **AG** = Amber Glass; **CG** = Clear Glass; **HDPE** = High Density Polyethylene; **LDPE** = Low Density Polyethylene; **PP** = Polypropylene; **S** = Silicone; **T** = Teflon; **O** = Other (Specify)

SAMPLING EQUIPMENT CODES: **APP** = After (Through) Peristaltic Pump; **B** = Bailer; **BP** = Bladder Pump; **ESP** = Electric Submersible Pump; **RFPP** = Reverse Flow Peristaltic Pump; **SM** = Straw Method (Tubing Gravity Drain); **O** = Other (Specify)

GROUNDWATER SAMPLING LOG

SITE NAME: 2020-L1-2448 Incident	SITE LOCATION: Huntersville, NC	PROJECT NUMBER: 60674226	WELL NAME: MW-14D	DATE: 5/31/22

WELL DIAMETER (inches): 2	TUBING DIAMETER (inches): 3/8	WELL SCREEN INTERVAL DEPTH: 65.11 ft. to 75.11 ft.	DEPTH TO WATER (feet): 36.31	PUMP TYPE OR BAILER: Monsoon

1 WELL VOLUME = (TD-DTW) x WELL CAPACITY

(75.11 ft. - 36.31 ft.) x 0.16 gal./ft. = 6.2 gallons

3 WELL VOLUMES = 1 WELL VOLUME X 3

6.2 gallons x 3 = 18.6 gallons

PUMP DEPTH IN WELL (feet): 70	PURGING INITIATED AT: 1314	PURGING ENDED AT: 1350	TOTAL VOLUME PURGED (gallons): 3.0

EQUIPMENT INFORMATION WATER QUALITY METER	MAKE/MODEL: SERIAL #:	EQUIPMENT INFORMATION OIL/WATER INTERFACE PROBE	MAKE/MODEL: SERIAL #:

TIME	VOLUME PURGED (gallons)	PURGE RATE (gpm)	DEPTH TO WATER (feet)	TEMP. (°C)	DO (mg/L)	COND. (µS/cm)	pH (standard units)	ORP (mV)	TURB. (NTU)	COLOR (describe)	ODOR (describe)
STABILIZATION CRITERIA:			<0.3 ft. drawdown	within 3%	within 10% or <0.5 mg/L	within 3%	±0.1 unit	±10 mV	within 10% or <5 NTU	--	--
1315	0	0.1	36.72	20.1	2.27	247.9	7.09	81.7	7.67	Clear	None
1320	0.5	0.1	37.99	19.0	1.20	286.5	7.28	84.0	15.03	Clear	None
1325	1.0	0.1	39.02	17.9	1.09	250.2	7.13	82.2	11.61	Clear	None
1330	1.5	0.1	40.73	19.0	1.27	241.7	6.94	80.5	9.06	Clear	None
1335	2.0	0.1	43.91	19.2	1.27	239.8	6.94	79.5	7.04	Clear	None
1340	2.5	0.1	45.58	19.1	1.21	238.8	6.86	79.3	6.29	Clear	None

WELL CAPACITY (Gallons Per Foot): **0.75"** = 0.02; **1"** = 0.04; **1.25"** = 0.06; **2"** = 0.16; **3"** = 0.37; **4"** = 0.65; **5"** = 1.02; **6"** = 1.47; **12"** = 5.88

SAMPLING DATA

SAMPLED BY (PRINT) / AFFILIATION: Erik Riegel/AECOM	SAMPLER(S) SIGNATURE(S):	SAMPLE TIME: 1345

PUMP OR TUBING DEPTH IN WELL (feet): 70	TUBING MATERIAL CODE: LDPE	FIELD-FILTERED: Y (N) Filtration Equipment Type: --	FILTER SIZE: -- µm

FIELD DECONTAMINATION: PUMP (Y) N TUBING Y (N replaced) DUPLICATE: Y (N)

SAMPLE CONTAINER SPECIFICATION				SAMPLE PRESERVATION (including wet ice)			INTENDED ANALYSIS AND/OR METHOD	SAMPLING EQUIPMENT CODE	SAMPLE PUMP FLOW RATE (gal per minute)
SAMPLE ID CODE	# CONTAINERS	MATERIAL CODE	VOLUME	PRESERVATIVE USED	TOTAL VOL ADDED IN FIELD (mL)	FINAL pH			
MW-14D	4	AG	40 mL	HCl	40 mL x 4	6.86	6200	ESP	0.1
MW-14D	3	AG	40 mL	HCl	40 mL x 3	6.86	VPH	ESP	0.1
MW-14D	1	PP	250 mL	HNO_3	250 mL	6.86	Lead by 6010	ESP	0.1

REMARKS:

MATERIAL CODES: **AG** = Amber Glass; **CG** = Clear Glass; **HDPE** = High Density Polyethylene; **LDPE** = Low Density Polyethylene; **PP** = Polypropylene; **S** = Silicone; **T** = Teflon; **O** = Other (Specify)

SAMPLING EQUIPMENT CODES: **APP** = After (Through) Peristaltic Pump; **B** = Bailer; **BP** = Bladder Pump; **ESP** = Electric Submersible Pump; **RFPP** = Reverse Flow Peristaltic Pump; **SM** = Straw Method (Tubing Gravity Drain); **O** = Other (Specify)

GROUNDWATER SAMPLING LOG

SITE NAME: 2020-L1-2448 Incident	SITE LOCATION: Huntersville, NC	PROJECT NUMBER: 60674226	WELL NAME: MW-15	DATE: 6/3/22

WELL DIAMETER (inches):	TUBING DIAMETER (inches): 3/8	WELL SCREEN INTERVAL DEPTH: 20.00 ft. to 43.95 ft.	DEPTH TO WATER (feet): 39.17	PUMP TYPE OR BAILER: Bailer

1 WELL VOLUME = (TD-DTW) x WELL CAPACITY

(43.95 ft. - 39.17 ft.) x 0.16 gal./ft. = 0.76 gallons

3 WELL VOLUMES = 1 WELL VOLUME X 3

0.76 gallons x 3 = 2.3 gallons

PUMP DEPTH IN WELL (feet): NA	PURGING INITIATED AT: 0936	PURGING ENDED AT: 0945	TOTAL VOLUME PURGED (gallons): 1.5

EQUIPMENT INFORMATION WATER QUALITY METER	MAKE/MODEL: YSI Pro Plus SERIAL #: 15B102269	EQUIPMENT INFORMATION OIL/WATER INTERFACE PROBE	MAKE/MODEL: HERON SERIAL #: 8344

TIME	VOLUME PURGED (gallons)	PURGE RATE (gpm)	DEPTH TO WATER (feet)	TEMP. (°C)	DO (mg/L)	COND. (µS/cm)	pH (standard units)	ORP (mV)	TURB. (NTU)	COLOR (describe)	ODOR (describe)
STABILIZATION CRITERIA:			<0.3 ft. drawdown	within 3%	within 10% or <0.5 mg/L	within 3%	±0.1 unit	±10 mV	within 10% or <5 NTU	--	--
Volume 1	—	—	—	16.7	6.37	120.9	5.99	102.9	—	Cloudy	None
Volume 2	—	—	—	16.5	6.10	117.4	6.08	96.6	-	Cloudy	None

WELL CAPACITY (Gallons Per Foot): **0.75"** = 0.02; **1"** = 0.04; **1.25"** = 0.06; **2"** = 0.16; **3"** = 0.37; **4"** = 0.65; **5"** = 1.02; **6"** = 1.47; **12"** = 5.88

SAMPLING DATA

SAMPLED BY (PRINT) / AFFILIATION: Erik Riegel / AECOM	SAMPLER(S) SIGNATURE(S):	SAMPLE TIME: 0945

PUMP OR TUBING DEPTH IN WELL (feet): NA	TUBING MATERIAL CODE: LDPE	FIELD-FILTERED: Y (N) Filtration Equipment Type: --	FILTER SIZE: -- µm

FIELD DECONTAMINATION: PUMP Y (NA) TUBING Y N (replaced) (NA) DUPLICATE: Y (N)

SAMPLE CONTAINER SPECIFICATION				SAMPLE PRESERVATION (including wet ice)			INTENDED ANALYSIS AND/OR METHOD	SAMPLING EQUIPMENT CODE	SAMPLE PUMP FLOW RATE (gal per minute)
SAMPLE ID CODE	# CONTAINERS	MATERIAL CODE	VOLUME	PRESERVATIVE USED	TOTAL VOL ADDED IN FIELD (mL)	FINAL pH			
MW-15	4	AG	40 mL	HCl	40 mL x 4	6.08	6200	B	NA
MW-15	3	AG	40 mL	HCl	40 mL x 3	6.08	VPH	B	NA
MW-15	1	PP	250 mL	HNO_3	250 mL	6.08	Lead by 6010	B	NA

REMARKS: 4.78 Water Column, Dry at 1.5 gal, High Turbidity

MATERIAL CODES: **AG** = Amber Glass; **CG** = Clear Glass; **HDPE** = High Density Polyethylene; **LDPE** = Low Density Polyethylene; **PP** = Polypropylene; **S** = Silicone; **T** = Teflon; **O** = Other (Specify)

SAMPLING EQUIPMENT CODES: **APP** = After (Through) Peristaltic Pump; **B** = Bailer; **BP** = Bladder Pump; **ESP** = Electric Submersible Pump; **RFPP** = Reverse Flow Peristaltic Pump; **SM** = Straw Method (Tubing Gravity Drain); **O** = Other (Specify)

GROUNDWATER SAMPLING LOG

SITE NAME: 2020-L1-2448 Incident	SITE LOCATION: Huntersville, NC	PROJECT NUMBER: 60674226	WELL NAME: MW-16	DATE: 6-1-22

WELL DIAMETER (inches): 4	TUBING DIAMETER (inches):	WELL SCREEN INTERVAL DEPTH: 20.00 ft. to 52.03 ft.	DEPTH TO WATER (feet): 36.91	PUMP TYPE OR BAILER: Monsoon XL

1 WELL VOLUME = (TD-DTW) x WELL CAPACITY

(52.03 ft. - 36.91 ft.) x 0.65 gal./ft. = 9.83 gallons

3 WELL VOLUMES = 1 WELL VOLUME X 3

9.83 gallons x 3 = 29.5 gallons

PUMP DEPTH IN WELL (feet): 45	PURGING INITIATED AT: 0950	PURGING ENDED AT: 1035	TOTAL VOLUME PURGED (gallons): 2.25

EQUIPMENT INFORMATION WATER QUALITY METER	MAKE/MODEL: YSI PRO+ SERIAL #: 16F100208	EQUIPMENT INFORMATION OIL/WATER INTERFACE PROBE	MAKE/MODEL: Heron SERIAL #: 8003 IFP

TIME	VOLUME PURGED (gallons)	PURGE RATE (gpm)	DEPTH TO WATER (feet)	TEMP. (°C)	DO (mg/L)	COND. (µS/cm)	pH (standard units)	ORP (mV)	TURB. (NTU)	COLOR (describe)	ODOR (describe)
STABILIZATION CRITERIA:			<0.3 ft. drawdown	within 3%	within 10% or <0.5 mg/L	within 3%	±0.1 unit	±10 mV	within 10% or <5 NTU	--	--
1000	0.5	0.05	37.61	20.8	2.47	109.4	6.12	80.1	141.9	Brown	None
1005	0.75		37.67	20.9	2.41	109.1	6.23	85.1	146.4		
1010	1.0		37.74	21.7	2.27	110.1	6.35	92.7	125.1		
1015	1.25		37.75	22.1	2.25	110.4	6.38	94.0	105.0		
1020	1.5		37.83	21.8	2.49	109.8	6.45	91.2	86.55		
1025	1.75		37.83	20.5	2.45	106.5	6.42	95.6	70.16		
1030	2.0		37.99	20.2	2.47	105.5	6.34	101.0	70.72		
1035	2.25		38.00	20.7	2.40	106.4	6.28	102.2	76.38		

WELL CAPACITY (Gallons Per Foot): **0.75"** = 0.02; **1"** = 0.04; **1.25"** = 0.06; **2"** = 0.16; **3"** = 0.37; **4"** = 0.65; **5"** = 1.02; **6"** = 1.47; **12"** = 5.88

SAMPLING DATA

SAMPLED BY (PRINT) / AFFILIATION: Sam Moore / AECOM	SAMPLER(S) SIGNATURE(S):	SAMPLE TIME: 1040

PUMP OR TUBING DEPTH IN WELL (feet): 45	TUBING MATERIAL CODE: LDPE	FIELD-FILTERED: Y (N) Filtration Equipment Type: --	FILTER SIZE: -- µm

FIELD DECONTAMINATION: PUMP (Y) N TUBING Y (N) (replaced) DUPLICATE: Y (N)

SAMPLE CONTAINER SPECIFICATION				SAMPLE PRESERVATION (including wet ice)			INTENDED ANALYSIS AND/OR METHOD	SAMPLING EQUIPMENT CODE	SAMPLE PUMP FLOW RATE (gal per minute)
SAMPLE ID CODE	# CONTAINERS	MATERIAL CODE	VOLUME	PRESERVATIVE USED	TOTAL VOL ADDED IN FIELD (mL)	FINAL pH			
MW-16	4	AG	40 mL	HCl	40 mL x 4	6.28	6200	ESP	0.05
	3	AG	40 mL	HCl	40 mL x 3		VPH		
	1	PP	250 mL	HNO_3	250 mL		Lead by 6010		

REMARKS: Well stabilized before 3 well volumes purged.

MATERIAL CODES: **AG** = Amber Glass; **CG** = Clear Glass; **HDPE** = High Density Polyethylene; **LDPE** = Low Density Polyethylene; **PP** = Polypropylene; **S** = Silicone; **T** = Teflon; **O** = Other (Specify)

SAMPLING EQUIPMENT CODES: **APP** = After (Through) Peristaltic Pump; **B** = Bailer; **BP** = Bladder Pump; **ESP** = Electric Submersible Pump; **RFPP** = Reverse Flow Peristaltic Pump; **SM** = Straw Method (Tubing Gravity Drain); **O** = Other (Specify)

GROUNDWATER SAMPLING LOG

SITE NAME: 2020-L1-2448 Incident	SITE LOCATION: Huntersville, NC	PROJECT NUMBER: 60674226	WELL NAME: MW-16D	DATE: 6/3/2022

WELL DIAMETER (inches): 2	TUBING DIAMETER (inches): —	WELL SCREEN INTERVAL DEPTH: 112.57 ft. to 132.57 ft.	DEPTH TO WATER (feet): 128.92	PUMP TYPE OR BAILER: bailer

1 WELL VOLUME = (TD-DTW) x WELL CAPACITY

(132.57 ft. - 128.92 ft.) x 0.16 gal./ft. = 1.2 gallons

3 WELL VOLUMES = 1 WELL VOLUME X 3

1.2 gallons x 3 = 3.6 gallons

PUMP DEPTH IN WELL (feet): —	PURGING INITIATED AT: 1420 5/31/2022	PURGING ENDED AT: 1440 5/31/2022	TOTAL VOLUME PURGED (gallons): ~ 3

EQUIPMENT INFORMATION WATER QUALITY METER	MAKE/MODEL: YSI ProPlus	SERIAL #: 15C1D4375
EQUIPMENT INFORMATION OIL/WATER INTERFACE PROBE	MAKE/MODEL: Heron H-Dil	SERIAL #: D1-8345

TIME	VOLUME PURGED (gallons)	PURGE RATE (gpm)	DEPTH TO WATER (feet)	TEMP. (°C)	DO (mg/L)	COND. (µS/cm)	pH (standard units)	ORP (mV)	TURB. (NTU)	COLOR (describe)	ODOR (describe)
STABILIZATION CRITERIA:			<0.3 ft. drawdown	within 3%	within 10% or <0.5 mg/L	within 3%	±0.1 unit	±10 mV	within 10% or <5 NTU	--	--
0900	purged on 5/31/2022	—	—	17.4	7.45	481.5	10.29	127.4	>1100	brown	none

WELL CAPACITY (Gallons Per Foot): **0.75"** = 0.02; **1"** = 0.04; **1.25"** = 0.06; **2"** = 0.16; **3"** = 0.37; **4"** = 0.65; **5"** = 1.02; **6"** = 1.47; **12"** = 5.88

SAMPLING DATA

SAMPLED BY (PRINT) / AFFILIATION: Emily Love / AECOM	SAMPLER(S) SIGNATURE(S): Emily L. Love	SAMPLE TIME: 0900
PUMP OR TUBING DEPTH IN WELL (feet): —	TUBING MATERIAL CODE: LDPE	FIELD-FILTERED: Y (N) Filtration Equipment Type: -- FILTER SIZE: -- µm
FIELD DECONTAMINATION: PUMP Y N TUBING Y N (replaced)		DUPLICATE: Y (N)

SAMPLE CONTAINER SPECIFICATION				SAMPLE PRESERVATION (including wet ice)			INTENDED ANALYSIS AND/OR METHOD	SAMPLING EQUIPMENT CODE	SAMPLE PUMP FLOW RATE (gal per minute)
SAMPLE ID CODE	# CONTAINERS	MATERIAL CODE	VOLUME	PRESERVATIVE USED	TOTAL VOL ADDED IN FIELD (mL)	FINAL pH			
MW-16D	4	AG	40 mL	HCl	40 mL x 4	10.29	6200	B	—
↓	3	AG	40 mL	HCl	40 mL x 3	↓	VPH	↓	↓
↓	1	PP	250 mL	HNO_3	250 mL	↓	Lead by 6010	↓	↓

REMARKS:

MATERIAL CODES: **AG** = Amber Glass; **CG** = Clear Glass; **HDPE** = High Density Polyethylene; **LDPE** = Low Density Polyethylene; **PP** = Polypropylene; **S** = Silicone; **T** = Teflon; **O** = Other (Specify)

SAMPLING EQUIPMENT CODES: **APP** = After (Through) Peristaltic Pump; **B** = Bailer; **BP** = Bladder Pump; **ESP** = Electric Submersible Pump; **RFPP** = Reverse Flow Peristaltic Pump; **SM** = Straw Method (Tubing Gravity Drain); **O** = Other (Specify)

GROUNDWATER SAMPLING LOG

SITE NAME: 2020-L1-2448 Incident	SITE LOCATION: Huntersville, NC	PROJECT NUMBER: 60674226	WELL NAME: MW-17	DATE: 6-1-22

WELL DIAMETER (inches): 4	TUBING DIAMETER (inches):	WELL SCREEN INTERVAL DEPTH: 15.00 ft. to 52.44 ft.	DEPTH TO WATER (feet): 39.02	PUMP TYPE OR BAILER: Monsoon XL

1 WELL VOLUME = (TD-DTW) x WELL CAPACITY	3 WELL VOLUMES = 1 WELL VOLUME X 3
(52.44 ft. - 39.02 ft.) x 0.65 gal./ft. = 8.72 gallons	8.72 gallons x 3 = 26.17 gallons

PUMP DEPTH IN WELL (feet): 45	PURGING INITIATED AT: 1145	PURGING ENDED AT: 1240	TOTAL VOLUME PURGED (gallons): 4.4

EQUIPMENT INFORMATION WATER QUALITY METER	MAKE/MODEL: YSI PRO+ SERIAL #: 16F100208	EQUIPMENT INFORMATION OIL/WATER INTERFACE PROBE	MAKE/MODEL: Heron SERIAL #: 8003 IFP

TIME	VOLUME PURGED (gallons)	PURGE RATE (gpm)	DEPTH TO WATER (feet)	TEMP. (°C)	DO (mg/L)	COND. (µS/cm)	pH (standard units)	ORP (mV)	TURB. (NTU)	COLOR (describe)	ODOR (describe)
STABILIZATION CRITERIA:			<0.3 ft. drawdown	within 3%	within 10% or <0.5 mg/L	within 3%	±0.1 unit	±10 mV	within 10% or <5 NTU	--	--
1155	0.8	0.08	39.66	20.6	1.23	810	6.38	67.8	7.66	Clear	None
1200	1.2		39.57	22.2	1.18	83.6	6.33	66.5	7.65	"	"
1230	3.6		39.88	21.3	6.75	93.2	6.36	84.7	215.6	Brown	"
1235	4.0		39.89	21.2	6.62	93.7	6.41	86.3	223.2	"	"
1240	4.4		39.90	21.6	6.39	94.1	6.41	84.7	224.7	"	"

WELL CAPACITY (Gallons Per Foot): **0.75"** = 0.02; **1"** = 0.04; **1.25"** = 0.06; **2"** = 0.16; **3"** = 0.37; **4"** = 0.65; **5"** = 1.02; **6"** = 1.47; **12"** = 5.88

SAMPLING DATA

SAMPLED BY (PRINT) / AFFILIATION: Sam Moore / AECOM	SAMPLER(S) SIGNATURE(S):	SAMPLE TIME: 1245

PUMP OR TUBING DEPTH IN WELL (feet): 45	TUBING MATERIAL CODE: LDPE	FIELD-FILTERED: Y (N) Filtration Equipment Type: --	FILTER SIZE: -- µm

FIELD DECONTAMINATION: PUMP (Y) N TUBING Y (N) (replaced) DUPLICATE: Y (N)

SAMPLE CONTAINER SPECIFICATION				SAMPLE PRESERVATION (including wet ice)			INTENDED ANALYSIS AND/OR METHOD	SAMPLING EQUIPMENT CODE	SAMPLE PUMP FLOW RATE (gal per minute)
SAMPLE ID CODE	# CONTAINERS	MATERIAL CODE	VOLUME	PRESERVATIVE USED	TOTAL VOL ADDED IN FIELD (mL)	FINAL pH			
MW-17	4	AG	40 mL	HCl	40 mL x 4	6.41	6200	ESP	0.08
"	3	AG	40 mL	HCl	40 mL x 3	"	VPH	"	"
"	1	PP	250 mL	HNO_3	250 mL	"	Lead by 6010	"	"

REMARKS: Well stabilized before 3 well volumes purged. No readings from 1200 to 1230 due to pump troubleshooting.

MATERIAL CODES: **AG** = Amber Glass; **CG** = Clear Glass; **HDPE** = High Density Polyethylene; **LDPE** = Low Density Polyethylene; **PP** = Polypropylene; **S** = Silicone; **T** = Teflon; **O** = Other (Specify)

SAMPLING EQUIPMENT CODES: **APP** = After (Through) Peristaltic Pump; **B** = Bailer; **BP** = Bladder Pump; **ESP** = Electric Submersible Pump; **RFPP** = Reverse Flow Peristaltic Pump; **SM** = Straw Method (Tubing Gravity Drain); **O** = Other (Specify)

GROUNDWATER SAMPLING LOG

SITE NAME: 2020-L1-2448 Incident	SITE LOCATION: Huntersville, NC	PROJECT NUMBER: 60674226	WELL NAME: MW-19	DATE: 5-31-22

WELL DIAMETER (inches): 4	TUBING DIAMETER (inches): —	WELL SCREEN INTERVAL DEPTH: 12.86 ft. to 37.86 ft.	DEPTH TO WATER (feet): 33.82	PUMP TYPE OR BAILER: BAILER

1 WELL VOLUME = (TD-DTW) x WELL CAPACITY

(37.86 ft. - 33.82 ft.) x 0.65 gal./ft. = 2.62 gallons

3 WELL VOLUMES = 1 WELL VOLUME X 3

2.62 gallons x 3 = 7.86 gallons

PUMP DEPTH IN WELL (feet): —	PURGING INITIATED AT: 1400	PURGING ENDED AT:	TOTAL VOLUME PURGED (gallons): ~4

EQUIPMENT INFORMATION WATER QUALITY METER — MAKE/MODEL: YSI PRO+ — SERIAL #: 16F100208

EQUIPMENT INFORMATION OIL/WATER INTERFACE PROBE — MAKE/MODEL: Heron — SERIAL #: 8003 IFP

TIME	VOLUME PURGED (gallons)	PURGE RATE (gpm)	DEPTH TO WATER (feet)	TEMP. (°C)	DO (mg/L)	COND. (µS/cm)	pH (standard units)	ORP (mV)	TURB. (NTU)	COLOR (describe)	ODOR (describe)
STABILIZATION CRITERIA:			<0.3 ft. drawdown	within 3%	within 10% or <0.5 mg/L	within 3%	±0.1 unit	±10 mV	within 10% or <5 NTU	--	--

WELL CAPACITY (Gallons Per Foot): **0.75"** = 0.02; **1"** = 0.04; **1.25"** = 0.06; **2"** = 0.16; **3"** = 0.37; **4"** = 0.65; **5"** = 1.02; **6"** = 1.47; **12"** = 5.88

SAMPLING DATA

SAMPLED BY (PRINT) / AFFILIATION: Sam Moore / AECOM	SAMPLER(S) SIGNATURE(S):	SAMPLE TIME:
PUMP OR TUBING DEPTH IN WELL (feet): NA	TUBING MATERIAL CODE: PP	FIELD-FILTERED: Y (N) Filtration Equipment Type: -- FILTER SIZE: -- µm
FIELD DECONTAMINATION: PUMP Y (N)	TUBING Y (N) (replaced)	DUPLICATE: Y (N)

SAMPLE CONTAINER SPECIFICATION				SAMPLE PRESERVATION (including wet ice)			INTENDED ANALYSIS AND/OR METHOD	SAMPLING EQUIPMENT CODE	SAMPLE PUMP FLOW RATE (gal per minute)
SAMPLE ID CODE	# CONTAINERS	MATERIAL CODE	VOLUME	PRESERVATIVE USED	TOTAL VOL ADDED IN FIELD (mL)	FINAL pH			
MW-19	4	AG	40 mL	HCl	40 mL x 4		6200	B	—
"	3	AG	40 mL	HCl	40 mL x 3	"	VPH	"	"
"	1	PP	250 mL	HNO_3	250 mL	"	Lead by 6010	"	"

REMARKS: Bailed well dry & left bailer overnight for recharge. Sampled on 6-1-22.

MATERIAL CODES: **AG** = Amber Glass; **CG** = Clear Glass; **HDPE** = High Density Polyethylene; **LDPE** = Low Density Polyethylene; **PP** = Polypropylene; **S** = Silicone; **T** = Teflon; **O** = Other (Specify)

SAMPLING EQUIPMENT CODES: **APP** = After (Through) Peristaltic Pump; **B** = Bailer; **BP** = Bladder Pump; **ESP** = Electric Submersible Pump; **RFPP** = Reverse Flow Peristaltic Pump; **SM** = Straw Method (Tubing Gravity Drain); **O** = Other (Specify)

GROUNDWATER SAMPLING LOG

SITE NAME: 2020-L1-2448 Incident	SITE LOCATION: Huntersville, NC	PROJECT NUMBER: 60674226	WELL NAME: MW-19	DATE: 6/1/22

WELL DIAMETER (inches): 2	TUBING DIAMETER (inches): NA	WELL SCREEN INTERVAL DEPTH: ft. to ft.	DEPTH TO WATER (feet): —	PUMP TYPE OR BAILER: BAILER

1 WELL VOLUME = (TD-DTW) x WELL CAPACITY	3 WELL VOLUMES = 1 WELL VOLUME X 3
(_____ ft. - _____ ft.) x _____ gal./ft. = _____ gallons	_____ gallons x 3 = _____ gallons

PUMP DEPTH IN WELL (feet): NA	PURGING INITIATED AT: —	PURGING ENDED AT: —	TOTAL VOLUME PURGED (gallons): —

EQUIPMENT INFORMATION WATER QUALITY METER	MAKE/MODEL: SERIAL #: NA	EQUIPMENT INFORMATION OIL/WATER INTERFACE PROBE	MAKE/MODEL: SERIAL #: NA

TIME	VOLUME PURGED (gallons)	PURGE RATE (gpm)	DEPTH TO WATER (feet)	TEMP. (°C)	DO (mg/L)	COND. (µS/cm)	pH (standard units)	ORP (mV)	TURB. (NTU)	COLOR (describe)	ODOR (describe)
STABILIZATION CRITERIA:			<0.3 ft. drawdown	within 3%	within 10% or <0.5 mg/L	within 3%	±0.1 unit	±10 mV	within 10% or <5 NTU	--	--
1400	—	—	—	23.2	0.88	206.1	6.47	22.6	—	Clear	none

WELL CAPACITY (Gallons Per Foot): **0.75"** = 0.02; **1"** = 0.04; **1.25"** = 0.06; **2"** = 0.16; **3"** = 0.37; **4"** = 0.65; **5"** = 1.02; **6"** = 1.47; **12"** = 5.88

SAMPLING DATA

SAMPLED BY (PRINT) / AFFILIATION: ERICA DUNCAN	SAMPLER(S) SIGNATURE(S):	SAMPLE TIME: 1400

PUMP OR TUBING DEPTH IN WELL (feet): NA	TUBING MATERIAL CODE: NA	FIELD-FILTERED: Y (N) Filtration Equipment Type: --	FILTER SIZE: -- µm

FIELD DECONTAMINATION: PUMP Y (N) TUBING Y (N) (replaced) DUPLICATE: Y (N)

SAMPLE CONTAINER SPECIFICATION				SAMPLE PRESERVATION (including wet ice)			INTENDED ANALYSIS AND/OR METHOD	SAMPLING EQUIPMENT CODE	SAMPLE PUMP FLOW RATE (gal per minute)
SAMPLE ID CODE	# CONTAINERS	MATERIAL CODE	VOLUME	PRESERVATIVE USED	TOTAL VOL ADDED IN FIELD (mL)	FINAL pH			
MW-19	4	AG	40 mL	HCl	40 mL x 4	6.32	6200	B	
"	3	AG	40 mL	HCl	40 mL x 3	"	VPH	"	"
"	1	PP	250 mL	HNO_3	250 mL	"	Lead by 6010	"	"

REMARKS: BAILED 3 WELL VOLUMES & SAMPLED. SAM SET BAILER

MATERIAL CODES: **AG** = Amber Glass; **CG** = Clear Glass; **HDPE** = High Density Polyethylene; **LDPE** = Low Density Polyethylene; **PP** = Polypropylene; **S** = Silicone; **T** = Teflon; **O** = Other (Specify)

SAMPLING EQUIPMENT CODES: **APP** = After (Through) Peristaltic Pump; **B** = Bailer; **BP** = Bladder Pump; **ESP** = Electric Submersible Pump; **RFPP** = Reverse Flow Peristaltic Pump; **SM** = Straw Method (Tubing Gravity Drain); **O** = Other (Specify)

GROUNDWATER SAMPLING LOG

SITE NAME: 2020-L1-2448 Incident	SITE LOCATION: Huntersville, NC	PROJECT NUMBER: 60674226	WELL NAME: MW-20	DATE: 6/03/22

WELL DIAMETER (inches): 2"	TUBING DIAMETER (inches): 3/8"	WELL SCREEN INTERVAL DEPTH: 35.00 ft. to 51.10 ft.	DEPTH TO WATER (feet): 49.67	PUMP TYPE OR BAILER: Bailer

1 WELL VOLUME = (TD-DTW) x WELL CAPACITY	3 WELL VOLUMES = 1 WELL VOLUME X 3
(51.10 ft. - 49.67 ft.) x 0.16 gal./ft. = 0.23 gallons	0.23 gallons x 3 = 0.69 gallons

PUMP DEPTH IN WELL (feet): N/A	PURGING INITIATED AT: 0830 6/2/22	PURGING ENDED AT: 0850 6/2/22	TOTAL VOLUME PURGED (gallons): 0.50

EQUIPMENT INFORMATION WATER QUALITY METER	MAKE/MODEL: YSI Pro Plus	SERIAL #: 18K102303
EQUIPMENT INFORMATION OIL/WATER INTERFACE PROBE	MAKE/MODEL: Heron H.Oil	SERIAL #: 01-8347

TIME	VOLUME PURGED (gallons)	PURGE RATE (gpm)	DEPTH TO WATER (feet)	TEMP. (°C)	DO (mg/L)	COND. (µS/cm)	pH (standard units)	ORP (mV)	TURB. (NTU)	COLOR (describe)	ODOR (describe)
STABILIZATION CRITERIA:			<0.3 ft. drawdown	within 3%	within 10% or <0.5 mg/L	within 3%	±0.1 unit	±10 mV	within 10% or <5 NTU	--	--
1100	0.50	N/A			Not enough water					cloudy	None

Mike de Kozlowski 6/3/22

WELL CAPACITY (Gallons Per Foot): **0.75"** = 0.02; **1"** = 0.04; **1.25"** = 0.06; **2"** = 0.16; **3"** = 0.37; **4"** = 0.65; **5"** = 1.02; **6"** = 1.47; **12"** = 5.88

SAMPLING DATA

SAMPLED BY (PRINT) / AFFILIATION: Mike de Kozlowski / AECOM	SAMPLER(S) SIGNATURE(S): Mike de Kozlowski	SAMPLE TIME: 1100

PUMP OR TUBING DEPTH IN WELL (feet): N/A	TUBING MATERIAL CODE: PP	FIELD-FILTERED: Y (N) Filtration Equipment Type: --	FILTER SIZE: -- µm

FIELD DECONTAMINATION: PUMP (Y) N TUBING Y (N (replaced)) DUPLICATE: Y (N)

SAMPLE CONTAINER SPECIFICATION				SAMPLE PRESERVATION (including wet ice)			INTENDED ANALYSIS AND/OR METHOD	SAMPLING EQUIPMENT CODE	SAMPLE PUMP FLOW RATE (gal per minute)
SAMPLE ID CODE	# CONTAINERS	MATERIAL CODE	VOLUME	PRESERVATIVE USED	TOTAL VOL ADDED IN FIELD (mL)	FINAL pH			
MW-20	4	AG	40 mL	HCl	40 mL x 4	- -	6200	B	N/A
|	3	AG	40 mL	HCl	40 mL x 3	|	VPH	|	|
|	1	PP	250 mL	HNO_3	250 mL	|	Lead by 6010	|	|

REMARKS:

Bailed dry on 6/2/22 after 0.5 gallon purge. Collected after recharge on 6/3/22

MATERIAL CODES: **AG** = Amber Glass; **CG** = Clear Glass; **HDPE** = High Density Polyethylene; **LDPE** = Low Density Polyethylene; **PP** = Polypropylene; **S** = Silicone; **T** = Teflon; **O** = Other (Specify)

SAMPLING EQUIPMENT CODES: **APP** = After (Through) Peristaltic Pump; **B** = Bailer; **BP** = Bladder Pump; **ESP** = Electric Submersible Pump; **RFPP** = Reverse Flow Peristaltic Pump; **SM** = Straw Method (Tubing Gravity Drain); **O** = Other (Specify)

GROUNDWATER SAMPLING LOG

SITE NAME: 2020-L1-2448 Incident	SITE LOCATION: Huntersville, NC	PROJECT NUMBER: 60674226	WELL NAME: MW-21	DATE: 6/1/2022

WELL DIAMETER (inches): 4	TUBING DIAMETER (inches): 3/8	WELL SCREEN INTERVAL DEPTH: 20 ft. to 52.38 ft.	DEPTH TO WATER (feet): 34.33	PUMP TYPE OR BAILER: monsoon pump

1 WELL VOLUME = (TD-DTW) x WELL CAPACITY

(52.38 ft. - 34.33 ft.) x 0.65 gal./ft. = 11.73 gallons

3 WELL VOLUMES = 1 WELL VOLUME X 3

11.73 gallons x 3 = 35.20 gallons

PUMP DEPTH IN WELL (feet): 51.38	PURGING INITIATED AT: 0827	PURGING ENDED AT: 0922	TOTAL VOLUME PURGED (gallons): 7.5

EQUIPMENT INFORMATION WATER QUALITY METER — MAKE/MODEL: YSI ProPlus; SERIAL #: 15C1D4375

EQUIPMENT INFORMATION OIL/WATER INTERFACE PROBE — MAKE/MODEL: Heron H-Dil; SERIAL #: DI-8345

TIME	VOLUME PURGED (gallons)	PURGE RATE (gpm)	DEPTH TO WATER (feet)	TEMP. (°C)	DO (mg/L)	COND. (µS/cm)	pH (standard units)	ORP (mV)	TURB. (NTU)	COLOR (describe)	ODOR (describe)
STABILIZATION CRITERIA:			<0.3 ft. drawdown	within 3%	within 10% or <0.5 mg/L	within 3%	±0.1 unit	±10 mV	within 10% or <5 NTU	--	--
0827	0	0.136	34.33	18.6	1.95	202.9	6.57	29.4	317.9	lt. brown	none
0832	0.68		34.55	18.0	1.67	205.9	6.61	-14.4	416.5		
0837	1.36		34.97	18.2	1.63	196.9	6.58	-1.2	154.1	clear	
0842	2.05		35.30	18.1	1.12	195.1	6.57	4.1	69.58		
0847	2.73		35.58	18.2	0.95	194.9	6.55	7.9	29.00		
0852	3.41		35.84	18.2	0.77	195.5	6.55	6.5	17.56		
0857	4.09		35.98	18.3	0.84	195.6	6.53	9.8	9.99		
0902	4.77		35.99	18.4	0.93	196.8	6.53	12.7	10.12		
0907	5.45		36.13	18.3	0.91	199.1	6.54	13.9	7.68		
0912	6.14		36.26	18.4	0.85	198.9	6.53	19.3	5.07		
0917	6.82		36.32	18.4	0.83	199.7	6.54	22.4	5.07		
0922	7.5		36.42	18.4	0.83	200.1	6.54	23.7	3.72		

WELL CAPACITY (Gallons Per Foot): **0.75"** = 0.02; **1"** = 0.04; **1.25"** = 0.06; **2"** = 0.16; **3"** = 0.37; **4"** = 0.65; **5"** = 1.02; **6"** = 1.47; **12"** = 5.88

SAMPLING DATA

SAMPLED BY (PRINT) / AFFILIATION: Emily Lore / AECOM	SAMPLER(S) SIGNATURE(S): Emily L. Lore	SAMPLE TIME: 0925
PUMP OR TUBING DEPTH IN WELL (feet): 51.38	TUBING MATERIAL CODE: LDPE	FIELD-FILTERED: Y (N) Filtration Equipment Type: -- FILTER SIZE: -- µm

FIELD DECONTAMINATION: PUMP (Y) N TUBING Y (N replaced) DUPLICATE: Y (N)

SAMPLE CONTAINER SPECIFICATION				SAMPLE PRESERVATION (including wet ice)					
SAMPLE ID CODE	# CONTAINERS	MATERIAL CODE	VOLUME	PRESERVATIVE USED	TOTAL VOL ADDED IN FIELD (mL)	FINAL pH	INTENDED ANALYSIS AND/OR METHOD	SAMPLING EQUIPMENT CODE	SAMPLE PUMP FLOW RATE (gal per minute)
MW-21	4	AG	40 mL	HCl	40 mL x 4	6.54	6200	ESP	0.136
	3	AG	40 mL	HCl	40 mL x 3		VPH		
	1	PP	250 mL	HNO_3	250 mL		Lead by 6010		

REMARKS:

MATERIAL CODES: **AG** = Amber Glass; **CG** = Clear Glass; **HDPE** = High Density Polyethylene; **LDPE** = Low Density Polyethylene; **PP** = Polypropylene; **S** = Silicone; **T** = Teflon; **O** = Other (Specify)

SAMPLING EQUIPMENT CODES: **APP** = After (Through) Peristaltic Pump; **B** = Bailer; **BP** = Bladder Pump; **ESP** = Electric Submersible Pump; **RFPP** = Reverse Flow Peristaltic Pump; **SM** = Straw Method (Tubing Gravity Drain); **O** = Other (Specify)

GROUNDWATER SAMPLING LOG

SITE NAME: 2020-L1-2448 Incident	SITE LOCATION: Huntersville, NC	PROJECT NUMBER: 60674226	WELL NAME: MW-23	DATE: 6/1/2022

WELL DIAMETER (inches): 2	TUBING DIAMETER (inches): 3/8	WELL SCREEN INTERVAL DEPTH: 18 ft. to 47.7 ft.	DEPTH TO WATER (feet): 32.57	PUMP TYPE OR BAILER: monsoon pump

1 WELL VOLUME = (TD-DTW) x WELL CAPACITY

(47.7 ft. - 32.57 ft.) x 0.163 gal./ft. = 2.47 gallons

3 WELL VOLUMES = 1 WELL VOLUME X 3

2.47 gallons x 3 = 7.40 gallons

PUMP DEPTH IN WELL (feet): 46.7	PURGING INITIATED AT: 1020	PURGING ENDED AT: 1115	TOTAL VOLUME PURGED (gallons): 7.40

EQUIPMENT INFORMATION WATER QUALITY METER — MAKE/MODEL: YSI ProPlus; SERIAL #: 15C1D4375

EQUIPMENT INFORMATION OIL/WATER INTERFACE PROBE — MAKE/MODEL: Heron H-Dil; SERIAL #: DI-8345

TIME	VOLUME PURGED (gallons)	PURGE RATE (gpm)	DEPTH TO WATER (feet)	TEMP. (°C)	DO (mg/L)	COND. (µS/cm)	pH (standard units)	ORP (mV)	TURB. (NTU)	COLOR (describe)	ODOR (describe)
STABILIZATION CRITERIA:			<0.3 ft. drawdown	within 3%	within 10% or <0.5 mg/L	within 3%	±0.1 unit	±10 mV	within 10% or <5 NTU	--	--
1020	0	0.135	32.57	18.2	11.05	110.6	6.25	191.3	>1100	brown	none
1025	0.67		33.32	18.7	7.29	104.6	6.24	193.6	>1100		
1030	1.35		34.50	18.2	7.63	93.9	6.22	196.2	481.4		
1035	2.02		34.84	18.3	7.42	92.5	6.22	199.2	303.4		
1040	2.69		35.19	18.2	7.54	96.0	6.21	202.2	238.4		
1045	3.36		35.32	18.2	7.32	99.0	6.20	201.0	150.9	clear	
1050	4.04		35.41	18.2	7.16	102.1	6.21	198.9	78.61		
1055	4.71		35.35	18.3	7.14	104.0	6.21	196.7	46.64		
1100	5.38		35.24	18.4	7.19	106.8	6.22	194.3	33.93		
1105	6.05		35.29	18.6	6.98	109.1	6.22	192.9	40.71		
1110	6.73		35.47	18.3	7.43	107.1	6.22	193.3	28.26		
1115	7.40		35.53	18.4	7.54	106.7	6.21	194.3	29.64		

WELL CAPACITY (Gallons Per Foot): **0.75"** = 0.02; **1"** = 0.04; **1.25"** = 0.06; **2"** = 0.16; **3"** = 0.37; **4"** = 0.65; **5"** = 1.02; **6"** = 1.47; **12"** = 5.88

SAMPLING DATA

SAMPLED BY (PRINT) / AFFILIATION: Emily Love / AECOM	SAMPLER(S) SIGNATURE(S): Emily L. Love	SAMPLE TIME: 1115

PUMP OR TUBING DEPTH IN WELL (feet): 46.7	TUBING MATERIAL CODE: LDPE	FIELD-FILTERED: Y (N) Filtration Equipment Type: --	FILTER SIZE: -- µm

FIELD DECONTAMINATION: PUMP (Y) N TUBING Y (N (replaced)) DUPLICATE: Y (N)

SAMPLE CONTAINER SPECIFICATION				SAMPLE PRESERVATION (including wet ice)			INTENDED ANALYSIS AND/OR METHOD	SAMPLING EQUIPMENT CODE	SAMPLE PUMP FLOW RATE (gal per minute)
SAMPLE ID CODE	# CONTAINERS	MATERIAL CODE	VOLUME	PRESERVATIVE USED	TOTAL VOL ADDED IN FIELD (mL)	FINAL pH			
MW-23	4	AG	40 mL	HCl	40 mL x 4	6.21	6200	ESP/B*	0.135
	3	AG	40 mL	HCl	40 mL x 3		VPH		
	1	PP	250 mL	HNO_3	250 mL		Lead by 6010		

REMARKS:
* MW-23 purged w/pump, sampled w/bailer

MATERIAL CODES: **AG** = Amber Glass; **CG** = Clear Glass; **HDPE** = High Density Polyethylene; **LDPE** = Low Density Polyethylene; **PP** = Polypropylene; **S** = Silicone; **T** = Teflon; **O** = Other (Specify)

SAMPLING EQUIPMENT CODES: **APP** = After (Through) Peristaltic Pump; **B** = Bailer; **BP** = Bladder Pump; **ESP** = Electric Submersible Pump; **RFPP** = Reverse Flow Peristaltic Pump; **SM** = Straw Method (Tubing Gravity Drain); **O** = Other (Specify)

GROUNDWATER SAMPLING LOG

SITE NAME: 2020-L1-2448 Incident	SITE LOCATION: Huntersville, NC	PROJECT NUMBER: 60674226	WELL NAME: MW-25D	DATE: 6/3/22

WELL DIAMETER (inches): 2"	TUBING DIAMETER (inches): 3/8"	WELL SCREEN INTERVAL DEPTH: 113.94 ft. to 123.94 ft.	DEPTH TO WATER (feet): 57.91	PUMP TYPE OR BAILER: Bladder

1 WELL VOLUME = (TD-DTW) x WELL CAPACITY

(123.94 ft. - 57.91 ft.) x 0.16 gal./ft. = 10.56 gallons

3 WELL VOLUMES = 1 WELL VOLUME X 3

10.56 gallons x 3 = 31.68 gallons

PUMP DEPTH IN WELL (feet): 118.94	PURGING INITIATED AT: 1230	PURGING ENDED AT: 1255	TOTAL VOLUME PURGED (gallons): 2.5

EQUIPMENT INFORMATION WATER QUALITY METER — MAKE/MODEL: YSI Pro; SERIAL #: 16F10029

EQUIPMENT INFORMATION OIL/WATER INTERFACE PROBE — MAKE/MODEL: Heron 100'; SERIAL #: 01-7821

TIME	VOLUME PURGED (gallons)	PURGE RATE (gpm)	DEPTH TO WATER (feet)	TEMP. (°C)	DO (mg/L)	COND. (µS/cm)	pH (standard units)	ORP (mV)	TURB. (NTU)	COLOR (describe)	ODOR (describe)
STABILIZATION CRITERIA:			<0.3 ft. drawdown	within 3%	within 10% or <0.5 mg/L	within 3%	±0.1 unit	±10 mV	within 10% or <5 NTU	--	--
1230	0	0.1	57.75	18.4	5.81	329.8	7.57	125.3	8.16	clear	none
1235	0.5		58.00	18.4	5.72	330.6	7.54	123.5	7.61		
1240	1.0		58.16	18.4	3.69	331.2	7.52	120.7	7.27		
1245	1.5		58.32	18.5	2.55	333.3	7.51	119.4	6.91		
1250	2.0		58.32	18.5	2.53	332.5	7.51	120.8	4.20		
1255	2.5		58.33	18.6	2.50	331.5	7.49	121.8	3.12		

WELL CAPACITY (Gallons Per Foot): **0.75"** = 0.02; **1"** = 0.04; **1.25"** = 0.06; **2"** = 0.16; **3"** = 0.37; **4"** = 0.65; **5"** = 1.02; **6"** = 1.47; **12"** = 5.88

SAMPLING DATA

SAMPLED BY (PRINT) / AFFILIATION: Jacob Miller/AECOM	SAMPLER(S) SIGNATURE(S): Jacob Miller	SAMPLE TIME: 1300
PUMP OR TUBING DEPTH IN WELL (feet): 118.94	TUBING MATERIAL CODE: LDPE	FIELD-FILTERED: Y (N) Filtration Equipment Type: -- FILTER SIZE: -- µm
FIELD DECONTAMINATION: PUMP (Y) N TUBING Y (N) (replaced)		DUPLICATE: Y (N)

SAMPLE CONTAINER SPECIFICATION				SAMPLE PRESERVATION (including wet ice)			INTENDED ANALYSIS AND/OR METHOD	SAMPLING EQUIPMENT CODE	SAMPLE PUMP FLOW RATE (gal per minute)
SAMPLE ID CODE	# CONTAINERS	MATERIAL CODE	VOLUME	PRESERVATIVE USED	TOTAL VOL ADDED IN FIELD (mL)	FINAL pH			
MW-25D	4	AG	40 mL	HCl	40 mL x 4	7.49	6200	BP	0.1
	3	AG	40 mL	HCl	40 mL x 3		VPH		
	1	PP	250 mL	HNO_3	250 mL		Lead by 6010		

REMARKS:

MATERIAL CODES: **AG** = Amber Glass; **CG** = Clear Glass; **HDPE** = High Density Polyethylene; **LDPE** = Low Density Polyethylene; **PP** = Polypropylene; **S** = Silicone; **T** = Teflon; **O** = Other (Specify)

SAMPLING EQUIPMENT CODES: **APP** = After (Through) Peristaltic Pump; **B** = Bailer; **BP** = Bladder Pump; **ESP** = Electric Submersible Pump; **RFPP** = Reverse Flow Peristaltic Pump; **SM** = Straw Method (Tubing Gravity Drain); **O** = Other (Specify)

GROUNDWATER SAMPLING LOG

SITE NAME: 2020-L1-2448 Incident	SITE LOCATION: Huntersville, NC	PROJECT NUMBER: 60674226	WELL NAME: MW-25R	DATE: 6/3/22

WELL DIAMETER (inches): 4	TUBING DIAMETER (inches): 3/8	WELL SCREEN INTERVAL DEPTH: 41.0 ft. to 61.0 ft.	DEPTH TO WATER (feet): 49.65	PUMP TYPE OR BAILER: MONSOON

1 WELL VOLUME = (TD-DTW) x WELL CAPACITY

(61.0 ft. - 49.65 ft.) x 0.65 gal./ft. = 7.37 gallons

3 WELL VOLUMES = 1 WELL VOLUME X 3

7.37 gallons x 3 = 22.13 gallons

PUMP DEPTH IN WELL (feet): 55	PURGING INITIATED AT: 0850	PURGING ENDED AT:	TOTAL VOLUME PURGED (gallons):

EQUIPMENT INFORMATION WATER QUALITY METER	MAKE/MODEL: YSI	SERIAL #: 15C101916
EQUIPMENT INFORMATION OIL/WATER INTERFACE PROBE	MAKE/MODEL: Heron	SERIAL #: 01-7799

TIME	VOLUME PURGED (gallons)	PURGE RATE (gpm)	DEPTH TO WATER (feet)	TEMP. (°C)	DO (mg/L)	COND. (µS/cm)	pH (standard units)	ORP (mV)	TURB. (NTU)	COLOR (describe)	ODOR (describe)
STABILIZATION CRITERIA:			<0.3 ft. drawdown	within 3%	within 10% or <0.5 mg/L	within 3%	±0.1 unit	±10 mV	within 10% or <5 NTU	--	--
0850	0	0.1	49.74	17.3	0.37	229.2	6.00	51.8	23.22	Clear	Slight product smell
0855	0.5	0.1	49.74	17.2	0.39	225.0	6.06	53.1	23.77		
0900	1.0	0.1	49.77	17.2	0.40	220.5	6.05	51.3	24.6		
0905	1.5	0.1	49.80	17.2	0.66	217.7	6.16	46.8	28.51		
0910	2.0	0.1	49.80	17.4	0.97	216.3	6.16	48.2	26.43		
0915	2.5	0.1	49.80	17.4	0.97	216.3	6.16	48.4	21.57		
0920	3.0	0.1	49.80	17.5	1.07	215.4	6.16	50.2	21.24		
0925	3.5	0.1	49.80	17.5	1.08	215.7	6.15	51.7	22.73		

FB10

WELL CAPACITY (Gallons Per Foot): **0.75"** = 0.02; **1"** = 0.04; **1.25"** = 0.06; **2"** = 0.16; **3"** = 0.37; **4"** = 0.65; **5"** = 1.02; **6"** = 1.47; **12"** = 5.88

SAMPLING DATA

SAMPLED BY (PRINT) / AFFILIATION: ERICA DUNCAN	SAMPLER(S) SIGNATURE(S):	SAMPLE TIME: 0925

PUMP OR TUBING DEPTH IN WELL (feet): 50	TUBING MATERIAL CODE: LDPE	FIELD-FILTERED: Y (N) Filtration Equipment Type: --	FILTER SIZE: -- µm

FIELD DECONTAMINATION: PUMP (Y) N TUBING Y (N) (replaced) DUPLICATE: Y (N)

SAMPLE CONTAINER SPECIFICATION				SAMPLE PRESERVATION (including wet ice)			INTENDED ANALYSIS AND/OR METHOD	SAMPLING EQUIPMENT CODE	SAMPLE PUMP FLOW RATE (gal per minute)
SAMPLE ID CODE	# CONTAINERS	MATERIAL CODE	VOLUME	PRESERVATIVE USED	TOTAL VOL ADDED IN FIELD (mL)	FINAL pH			
MW-25R	4	AG	40 mL	HCl	40 mL x 4	6.15	6200	ESP	0.1
"	3	AG	40 mL	HCl	40 mL x 3	"	VPH	"	"
"	1	PP	250 mL	HNO_3	250 mL	"	Lead by 6010	"	"

REMARKS:
SAMPLED WITH STABALIZED PARAMETERS

MATERIAL CODES: **AG** = Amber Glass; **CG** = Clear Glass; **HDPE** = High Density Polyethylene; **LDPE** = Low Density Polyethylene; **PP** = Polypropylene; **S** = Silicone; **T** = Teflon; **O** = Other (Specify)

SAMPLING EQUIPMENT CODES: **APP** = After (Through) Peristaltic Pump; **B** = Bailer; **BP** = Bladder Pump; **ESP** = Electric Submersible Pump; **RFPP** = Reverse Flow Peristaltic Pump; **SM** = Straw Method (Tubing Gravity Drain); **O** = Other (Specify)

GROUNDWATER SAMPLING LOG

SITE NAME: 2020-L1-2448 Incident	SITE LOCATION: Huntersville, NC	PROJECT NUMBER: 60674226	WELL NAME: MW-27	DATE: 6-2-22

WELL DIAMETER (inches): 2	TUBING DIAMETER (inches):	WELL SCREEN INTERVAL DEPTH: 30.00 ft. to 45.26 ft.	DEPTH TO WATER (feet): 43.82	PUMP TYPE OR BAILER: BAILER

1 WELL VOLUME = (TD-DTW) x WELL CAPACITY

(45.26 ft. - 43.82 ft.) x 0.16 gal./ft. = 0.25 gallons

3 WELL VOLUMES = 1 WELL VOLUME X 3

0.25 gallons x 3 = 0.75 gallons

PUMP DEPTH IN WELL (feet): —	PURGING INITIATED AT: 1200	PURGING ENDED AT: 1215	TOTAL VOLUME PURGED (gallons): 0.75

EQUIPMENT INFORMATION WATER QUALITY METER	MAKE/MODEL: YSI PRO+ SERIAL #: 16F100208	EQUIPMENT INFORMATION OIL/WATER INTERFACE PROBE	MAKE/MODEL: Heron SERIAL #: 8003 IFP

TIME	VOLUME PURGED (gallons)	PURGE RATE (gpm)	DEPTH TO WATER (feet)	TEMP. (°C)	DO (mg/L)	COND. (µS/cm)	pH (standard units)	ORP (mV)	TURB. (NTU)	COLOR (describe)	ODOR (describe)
STABILIZATION CRITERIA:			<0.3 ft. drawdown	within 3%	within 10% or <0.5 mg/L	within 3%	±0.1 unit	±10 mV	within 10% or <5 NTU	--	--
1405	0.75	—	—	17.9	5.92	145.1	6.36	130.4	190.8	Cloudy	None

WELL CAPACITY (Gallons Per Foot): **0.75"** = 0.02; **1"** = 0.04; **1.25"** = 0.06; **2"** = 0.16; **3"** = 0.37; **4"** = 0.65; **5"** = 1.02; **6"** = 1.47; **12"** = 5.88

SAMPLING DATA

SAMPLED BY (PRINT) / AFFILIATION: Sam Moore / AECOM	SAMPLER(S) SIGNATURE(S):	SAMPLE TIME: 1410

PUMP OR TUBING DEPTH IN WELL (feet): —	TUBING MATERIAL CODE: PP	FIELD-FILTERED: Y (N) Filtration Equipment Type: --	FILTER SIZE: -- µm

FIELD DECONTAMINATION: PUMP (Y) N TUBING Y (N) (replaced) DUPLICATE: Y (N)

SAMPLE CONTAINER SPECIFICATION				SAMPLE PRESERVATION (including wet ice)			INTENDED ANALYSIS AND/OR METHOD	SAMPLING EQUIPMENT CODE	SAMPLE PUMP FLOW RATE (gal per minute)
SAMPLE ID CODE	# CONTAINERS	MATERIAL CODE	VOLUME	PRESERVATIVE USED	TOTAL VOL ADDED IN FIELD (mL)	FINAL pH			
MW-27	4	AG	40 mL	HCl	40 mL x 4	6.36	6200	B	—
"	3	AG	40 mL	HCl	40 mL x 3	"	VPH	"	"
"	1	PP	250 mL	HNO_3	250 mL	"	Lead by 6010	"	"

REMARKS: Well bailed dry and bailer left for recharge.

MATERIAL CODES: **AG** = Amber Glass; **CG** = Clear Glass; **HDPE** = High Density Polyethylene; **LDPE** = Low Density Polyethylene; **PP** = Polypropylene; **S** = Silicone; **T** = Teflon; **O** = Other (Specify)

SAMPLING EQUIPMENT CODES: **APP** = After (Through) Peristaltic Pump; **B** = Bailer; **BP** = Bladder Pump; **ESP** = Electric Submersible Pump; **RFPP** = Reverse Flow Peristaltic Pump; **SM** = Straw Method (Tubing Gravity Drain); **O** = Other (Specify)

GROUNDWATER SAMPLING LOG

SITE NAME: 2020-L1-2448 Incident	SITE LOCATION: Huntersville, NC	PROJECT NUMBER: 60674226	WELL NAME: MW-28	DATE: 6-1-22

WELL DIAMETER (inches): 2	TUBING DIAMETER (inches):	WELL SCREEN INTERVAL DEPTH: 25.00 ft. to 39.46 ft.	DEPTH TO WATER (feet): 31.82	PUMP TYPE OR BAILER: Monsoon XL

1 WELL VOLUME = (TD-DTW) x WELL CAPACITY

(39.46 ft. - 31.82 ft.) x 0.16 gal./ft. = 1.22 gallons

3 WELL VOLUMES = 1 WELL VOLUME X 3

1.22 gallons x 3 = 3.66 gallons

PUMP DEPTH IN WELL (feet): 35	PURGING INITIATED AT: 0825	PURGING ENDED AT: 0910	TOTAL VOLUME PURGED (gallons): 3.6

EQUIPMENT INFORMATION WATER QUALITY METER — MAKE/MODEL: YSI PRO+ SERIAL #: 16F100208

EQUIPMENT INFORMATION OIL/WATER INTERFACE PROBE — MAKE/MODEL: Heron SERIAL #: 8003 IFP

TIME	VOLUME PURGED (gallons)	PURGE RATE (gpm)	DEPTH TO WATER (feet)	TEMP. (°C)	DO (mg/L)	COND. (µS/cm)	pH (standard units)	ORP (mV)	TURB. (NTU)	COLOR (describe)	ODOR (describe)
STABILIZATION CRITERIA:			<0.3 ft. drawdown	within 3%	within 10% or <0.5 mg/L	within 3%	±0.1 unit	±10 mV	within 10% or <5 NTU	--	--
0835	0.8	0.08	32.13	18.9	6.99	155.5	5.54	175.3	214.8	Brown	None
0840	1.2		32.16	19.0	6.66	155.9	5.53	172.0	165.5		
0845	1.6		32.17	19.0	6.29	157.6	5.70	159.8	120.4		
0850	2.0		32.16	19.0	5.83	161.3	5.74	155.4	84.72		
0855	2.4		32.16	19.0	5.76	161.9	5.81	153.2	50.67		
0900	2.8		32.16	19.0	5.72	162.5	5.83	153.7	35.93		
0905	3.2		32.16	19.1	5.51	164.0	5.92	157.4	24.13		
0910	3.6		32.16	19.2	5.45	164.4	5.91	153.1	15.61		

WELL CAPACITY (Gallons Per Foot): **0.75"** = 0.02; **1"** = 0.04; **1.25"** = 0.06; **2"** = 0.16; **3"** = 0.37; **4"** = 0.65; **5"** = 1.02; **6"** = 1.47; **12"** = 5.88

SAMPLING DATA

SAMPLED BY (PRINT) / AFFILIATION: Sam Moore / AECOM	SAMPLER(S) SIGNATURE(S):	SAMPLE TIME: 0915

PUMP OR TUBING DEPTH IN WELL (feet):	TUBING MATERIAL CODE: LDPE	FIELD-FILTERED: Y (N) Filtration Equipment Type: --	FILTER SIZE: -- µm

FIELD DECONTAMINATION: PUMP (Y) N TUBING Y (N) (replaced) DUPLICATE: Y (N)

SAMPLE CONTAINER SPECIFICATION				SAMPLE PRESERVATION (including wet ice)			INTENDED ANALYSIS AND/OR METHOD	SAMPLING EQUIPMENT CODE	SAMPLE PUMP FLOW RATE (gal per minute)
SAMPLE ID CODE	# CONTAINERS	MATERIAL CODE	VOLUME	PRESERVATIVE USED	TOTAL VOL ADDED IN FIELD (mL)	FINAL pH			
MW-28	4	AG	40 mL	HCl	40 mL x 4	5.91	6200	ESP	0.08
"	3	AG	40 mL	HCl	40 mL x 3	"	VPH	"	"
"	1	PP	250 mL	HNO_3	250 mL	"	Lead by 6010	"	"

REMARKS:

MATERIAL CODES: **AG** = Amber Glass; **CG** = Clear Glass; **HDPE** = High Density Polyethylene; **LDPE** = Low Density Polyethylene; **PP** = Polypropylene; **S** = Silicone; **T** = Teflon; **O** = Other (Specify)

SAMPLING EQUIPMENT CODES: **APP** = After (Through) Peristaltic Pump; **B** = Bailer; **BP** = Bladder Pump; **ESP** = Electric Submersible Pump; **RFPP** = Reverse Flow Peristaltic Pump; **SM** = Straw Method (Tubing Gravity Drain); **O** = Other (Specify)

GROUNDWATER SAMPLING LOG

SITE NAME: 2020-L1-2448 Incident	SITE LOCATION: Huntersville, NC	PROJECT NUMBER: 60674226	WELL NAME: MW-30	DATE: 6/2/2022

WELL DIAMETER (inches): 2	TUBING DIAMETER (inches): —	WELL SCREEN INTERVAL DEPTH: 26.16 ft. to 38.05 ft.	DEPTH TO WATER (feet): 36.28	PUMP TYPE OR BAILER: bailer

1 WELL VOLUME = (TD-DTW) x WELL CAPACITY

(38.05 ft. - 36.28 ft.) x 0.163 gal./ft. = 0.29 gallons

3 WELL VOLUMES = 1 WELL VOLUME X 3

0.29 gallons x 3 = 0.87 gallons

PUMP DEPTH IN WELL (feet): —	PURGING INITIATED AT: —	PURGING ENDED AT: —	TOTAL VOLUME PURGED (gallons): 0.29

EQUIPMENT INFORMATION WATER QUALITY METER — MAKE/MODEL: YSI ProPlus; SERIAL #: 15C1D4375

EQUIPMENT INFORMATION OIL/WATER INTERFACE PROBE — MAKE/MODEL: Heron H-Dil; SERIAL #: DI-8345

TIME	VOLUME PURGED (gallons)	PURGE RATE (gpm)	DEPTH TO WATER (feet)	TEMP. (°C)	DO (mg/L)	COND. (µS/cm)	pH (standard units)	ORP (mV)	TURB. (NTU)	COLOR (describe)	ODOR (describe)
STABILIZATION CRITERIA:			<0.3 ft. drawdown	within 3%	within 10% or <0.5 mg/L	within 3%	±0.1 unit	±10 mV	within 10% or <5 NTU	--	--
1005	0.29	—	—	16.1	8.53	127.5	6.15	253.7	399.9	brown	none

WELL CAPACITY (Gallons Per Foot): **0.75"** = 0.02; **1"** = 0.04; **1.25"** = 0.06; **2"** = 0.16; **3"** = 0.37; **4"** = 0.65; **5"** = 1.02; **6"** = 1.47; **12"** = 5.88

SAMPLING DATA

SAMPLED BY (PRINT) / AFFILIATION: Emily Lore / AECOM	SAMPLER(S) SIGNATURE(S): Emily L. Lore	SAMPLE TIME: 1045
PUMP OR TUBING DEPTH IN WELL (feet): —	TUBING MATERIAL CODE: LDPE	FIELD-FILTERED: Y (N) Filtration Equipment Type: -- FILTER SIZE: -- µm

FIELD DECONTAMINATION: PUMP Y N TUBING Y N (replaced) DUPLICATE: Y (N)

SAMPLE CONTAINER SPECIFICATION				SAMPLE PRESERVATION (including wet ice)			INTENDED ANALYSIS AND/OR METHOD	SAMPLING EQUIPMENT CODE	SAMPLE PUMP FLOW RATE (gal per minute)
SAMPLE ID CODE	# CONTAINERS	MATERIAL CODE	VOLUME	PRESERVATIVE USED	TOTAL VOL ADDED IN FIELD (mL)	FINAL pH			
MW-30	4	AG	40 mL	HCl	40 mL x 4	6.15	6200	B	—
	3	AG	40 mL	HCl	40 mL x 3		VPH		
	1	PP	250 mL	HNO_3	250 mL		Lead by 6010		

REMARKS: tagged bottom @ 38.05'. Dry @ 0.87 gallons

MATERIAL CODES: **AG** = Amber Glass; **CG** = Clear Glass; **HDPE** = High Density Polyethylene; **LDPE** = Low Density Polyethylene; **PP** = Polypropylene; **S** = Silicone; **T** = Teflon; **O** = Other (Specify)

SAMPLING EQUIPMENT CODES: **APP** = After (Through) Peristaltic Pump; **B** = Bailer; **BP** = Bladder Pump; **ESP** = Electric Submersible Pump; **RFPP** = Reverse Flow Peristaltic Pump; **SM** = Straw Method (Tubing Gravity Drain); **O** = Other (Specify)

GROUNDWATER SAMPLING LOG

SITE NAME: 2020-L1-2448 Incident	SITE LOCATION: Huntersville, NC	PROJECT NUMBER: 60674226	WELL NAME: MW-31	DATE: 6/01/22

WELL DIAMETER (inches): 4"	TUBING DIAMETER (inches): 3/8"	WELL SCREEN INTERVAL DEPTH: 18.00 ft. to 46.72 ft.	DEPTH TO WATER (feet): 29.94	PUMP TYPE OR BAILER: Monsoon XL

1 WELL VOLUME = (TD-DTW) x WELL CAPACITY	3 WELL VOLUMES = 1 WELL VOLUME X 3
(46.72 ft. - 29.94 ft.) x 0.65 gal./ft. = 10.91 gallons	10.91 gallons x 3 = 32.73 gallons

PUMP DEPTH IN WELL (feet): 42'	PURGING INITIATED AT: 1210	PURGING ENDED AT: 1315	TOTAL VOLUME PURGED (gallons): 2.2

EQUIPMENT INFORMATION WATER QUALITY METER	MAKE/MODEL: YSI Pro Plus	SERIAL #: 18K102303
EQUIPMENT INFORMATION OIL/WATER INTERFACE PROBE	MAKE/MODEL: Heron H.Oil	SERIAL #: 01-8347

TIME	VOLUME PURGED (gallons)	PURGE RATE (gpm)	DEPTH TO WATER (feet)	TEMP. (°C)	DO (mg/L)	COND. (µS/cm)	pH (standard units)	ORP (mV)	TURB. (NTU)	COLOR (describe)	ODOR (describe)
STABILIZATION CRITERIA:			<0.3 ft. drawdown	within 3%	within 10% or <0.5 mg/L	within 3%	±0.1 unit	±10 mV	within 10% or <5 NTU	--	--
1230	0.8	0.04	30.13	22.7	8.64	137.3	6.28	174.0	182.7	cloudy	None
1235	1.0	"	30.16	22.8	7.03	137.2	6.27	157.8	147.8	"	"
1240	1.2	"	30.17	22.4	7.01	135.6	6.27	154.2	118.2	"	"
1245	1.4	"	30.18	22.5	6.74	135.7	6.27	149.8	86.33	clear	"
1250	1.6	"	30.19	22.8	6.56	136.3	6.27	145.0	75.87	"	"
1255	1.8	"	30.19	23.1	6.39	137.0	6.26	143.7	64.85	"	"
1300	2.0	"	30.19	23.6	6.24	138.2	6.26	141.3	62.87	"	"
1305	2.2	"	30.19	23.5	6.11	138.9	6.26	139.7	63.54	"	"

Mike de Kozlowski 6/01/22

WELL CAPACITY (Gallons Per Foot): **0.75"** = 0.02; **1"** = 0.04; **1.25"** = 0.06; **2"** = 0.16; **3"** = 0.37; **4"** = 0.65; **5"** = 1.02; **6"** = 1.47; **12"** = 5.88

SAMPLING DATA

SAMPLED BY (PRINT) / AFFILIATION: Mike de Kozlowski / AECOM	SAMPLER(S) SIGNATURE(S): Mike de Kozlowski	SAMPLE TIME: 1315

PUMP OR TUBING DEPTH IN WELL (feet): 42'	TUBING MATERIAL CODE: LDPE	FIELD-FILTERED: Y (N) Filtration Equipment Type: --	FILTER SIZE: -- µm

FIELD DECONTAMINATION: PUMP (Y) N TUBING Y (N (replaced)) DUPLICATE: Y (N)

SAMPLE CONTAINER SPECIFICATION				SAMPLE PRESERVATION (including wet ice)			INTENDED ANALYSIS AND/OR METHOD	SAMPLING EQUIPMENT CODE	SAMPLE PUMP FLOW RATE (gal per minute)
SAMPLE ID CODE	# CONTAINERS	MATERIAL CODE	VOLUME	PRESERVATIVE USED	TOTAL VOL ADDED IN FIELD (mL)	FINAL pH			
MW-31	4	AG	40 mL	HCl	40 mL x 4	6.26	6200	ESP	0.04
"	3	AG	40 mL	HCl	40 mL x 3	"	VPH	"	"
"	1	PP	250 mL	HNO_3	250 mL	"	Lead by 6010	"	"

REMARKS:

MATERIAL CODES: **AG** = Amber Glass; **CG** = Clear Glass; **HDPE** = High Density Polyethylene; **LDPE** = Low Density Polyethylene; **PP** = Polypropylene; **S** = Silicone; **T** = Teflon; **O** = Other (Specify)

SAMPLING EQUIPMENT CODES: **APP** = After (Through) Peristaltic Pump; **B** = Bailer; **BP** = Bladder Pump; **ESP** = Electric Submersible Pump; **RFPP** = Reverse Flow Peristaltic Pump; **SM** = Straw Method (Tubing Gravity Drain); **O** = Other (Specify)

GROUNDWATER SAMPLING LOG

SITE NAME: 2020-L1-2448 Incident	SITE LOCATION: Huntersville, NC	PROJECT NUMBER: 60674226	WELL NAME: MW-31P	DATE: 6/1/22

WELL DIAMETER (inches): 2	TUBING DIAMETER (inches): 3/8	WELL SCREEN INTERVAL DEPTH: 58.06 ft. to 73.06 ft.	DEPTH TO WATER (feet): 24.05	PUMP TYPE OR BAILER: MONSOON

1 WELL VOLUME = (TD-DTW) x WELL CAPACITY

(73.06 ft. - 24.05 ft.) x 0.16 gal./ft. = 7.84 gallons

3 WELL VOLUMES = 1 WELL VOLUME X 3

7.84 gallons x 3 = 23.52 gallons

PUMP DEPTH IN WELL (feet): 65	PURGING INITIATED AT: 1245	PURGING ENDED AT:	TOTAL VOLUME PURGED (gallons):

EQUIPMENT INFORMATION WATER QUALITY METER	MAKE/MODEL: YSI	SERIAL #: 15C101916
EQUIPMENT INFORMATION OIL/WATER INTERFACE PROBE	MAKE/MODEL: Heron	SERIAL #: 01-7799

TIME	VOLUME PURGED (gallons)	PURGE RATE (gpm)	DEPTH TO WATER (feet)	TEMP. (°C)	DO (mg/L)	COND. (µS/cm)	pH (standard units)	ORP (mV)	TURB. (NTU)	COLOR (describe)	ODOR (describe)
STABILIZATION CRITERIA:			<0.3 ft. drawdown	within 3%	within 10% or <0.5 mg/L	within 3%	±0.1 unit	±10 mV	within 10% or <5 NTU	--	--
1245	0	0.1	24.05	20.3	4.30	174.9	6.70	40.2	7.12	Clear	none
1250	0.5	0.1	24.07	20.4	4.27	174.2	6.71	45.8	4.05	Clear	none
1255	1.0	0.1	24.08	19.6	4.33	169.9	6.68	49.8	4.17		
1300	1.5	0.1	24.09	19.6	4.32	169.9	6.65	50.2	4.74		
1305	2.0	0.1	24.10	19.8	3.98	170.2	6.61	51.5	4.25		
1310	2.5	0.1	24.10	20.8	3.93	173.7	6.61	52.8	4.64		

WELL CAPACITY (Gallons Per Foot): **0.75"** = 0.02; **1"** = 0.04; **1.25"** = 0.06; **2"** = 0.16; **3"** = 0.37; **4"** = 0.65; **5"** = 1.02; **6"** = 1.47; **12"** = 5.88

SAMPLING DATA

SAMPLED BY (PRINT) / AFFILIATION: ERICA DUNCAN	SAMPLER(S) SIGNATURE(S):	SAMPLE TIME: 1316
PUMP OR TUBING DEPTH IN WELL (feet):	TUBING MATERIAL CODE: LDPE	FIELD-FILTERED: Y (N) Filtration Equipment Type: -- FILTER SIZE: -- µm

FIELD DECONTAMINATION: PUMP (Y) N TUBING Y (N) (replaced) DUPLICATE: Y (N)

SAMPLE CONTAINER SPECIFICATION				SAMPLE PRESERVATION (including wet ice)			INTENDED ANALYSIS AND/OR METHOD	SAMPLING EQUIPMENT CODE	SAMPLE PUMP FLOW RATE (gal per minute)
SAMPLE ID CODE	# CONTAINERS	MATERIAL CODE	VOLUME	PRESERVATIVE USED	TOTAL VOL ADDED IN FIELD (mL)	FINAL pH			
	4	AG	40 mL	HCl	40 mL x 4		6200	ESP	0.1
	3	AG	40 mL	HCl	40 mL x 3		VPH		
	1	PP	250 mL	HNO_3	250 mL		Lead by 6010		

REMARKS:

MATERIAL CODES: **AG** = Amber Glass; **CG** = Clear Glass; **HDPE** = High Density Polyethylene; **LDPE** = Low Density Polyethylene; **PP** = Polypropylene; **S** = Silicone; **T** = Teflon; **O** = Other (Specify)

SAMPLING EQUIPMENT CODES: **APP** = After (Through) Peristaltic Pump; **B** = Bailer; **BP** = Bladder Pump; **ESP** = Electric Submersible Pump; **RFPP** = Reverse Flow Peristaltic Pump; **SM** = Straw Method (Tubing Gravity Drain); **O** = Other (Specify)

GROUNDWATER SAMPLING LOG

SITE NAME: 2020-L1-2448 Incident	SITE LOCATION: Huntersville, NC	PROJECT NUMBER: 60674226	WELL NAME: MW-32	DATE: 6/2/22

WELL DIAMETER (inches): 2	TUBING DIAMETER (inches): 3/8	WELL SCREEN INTERVAL DEPTH: 17.00 ft. to 27.90 ft.	DEPTH TO WATER (feet): 18.94	PUMP TYPE OR BAILER: Monsoon

1 WELL VOLUME = (TD-DTW) x WELL CAPACITY

(27.90 ft. - 18.94 ft.) x 0.16 gal./ft. = 1.43 gallons

3 WELL VOLUMES = 1 WELL VOLUME X 3

1.43 gallons x 3 = 4.3 gallons

PUMP DEPTH IN WELL (feet): 24	PURGING INITIATED AT: 1124	PURGING ENDED AT: 1220	TOTAL VOLUME PURGED (gallons): 5

EQUIPMENT INFORMATION WATER QUALITY METER	MAKE/MODEL: YSI Pro Plus	SERIAL #: 15B102269
EQUIPMENT INFORMATION OIL/WATER INTERFACE PROBE	MAKE/MODEL: HERON	SERIAL #: 8344

TIME	VOLUME PURGED (gallons)	PURGE RATE (gpm)	DEPTH TO WATER (feet)	TEMP. (°C)	DO (mg/L)	COND. (µS/cm)	pH (standard units)	ORP (mV)	TURB. (NTU)	COLOR (describe)	ODOR (describe)
STABILIZATION CRITERIA:			<0.3 ft. drawdown	within 3%	within 10% or <0.5 mg/L	within 3%	±0.1 unit	±10 mV	within 10% or <5 NTU	--	--
1125	0	0.1	19.55	18.9	5.20	112.7	6.16	86.5	145.2	Cloudy	None
1130	0.5	0.1	19.55	17.6	4.13	109.4	6.03	89.2	181.5	Cloudy	None
1135	1	0.1	19.55	16.9	4.26	107.5	6.01	89.5	127.1	Cloudy	None
1140	1.5	0.1	19.55	17.1	4.24	108.0	5.99	90.8	130.0	Cloudy	None
1145	2	0.1	19.55	17.4	4.13	108.9	6.00	89.6	75.04	Cloudy	None
1150	2.5	0.1	19.55	17.8	4.40	108.9	6.05	87.7	67.50	Cloudy	None
1155	3	0.1	19.55	17.0	4.57	108.9	6.02	88.8	55.88	Cloudy	None
1200	3.5	0.1	19.55	17.1	4.50	108.8	6.01	88.9	55.28	Cloudy	None
1205	4	0.1	19.55	17.1	4.60	109.0	6.02	88.6	48.22	Cloudy	None
1210	4.5	0.1	19.55	17.2	4.60	109.5	6.02	88.6	36.40	Cloudy	None

WELL CAPACITY (Gallons Per Foot): **0.75"** = 0.02; **1"** = 0.04; **1.25"** = 0.06; **2"** = 0.16; **3"** = 0.37; **4"** = 0.65; **5"** = 1.02; **6"** = 1.47; **12"** = 5.88

SAMPLING DATA

SAMPLED BY (PRINT) / AFFILIATION: Erik Riegel / AECOM	SAMPLER(S) SIGNATURE(S):	SAMPLE TIME: 1215
PUMP OR TUBING DEPTH IN WELL (feet): 24	TUBING MATERIAL CODE: LDPE	FIELD-FILTERED: Y (N) Filtration Equipment Type: -- FILTER SIZE: -- µm
FIELD DECONTAMINATION: PUMP (Y) N	TUBING Y (N (replaced))	DUPLICATE: Y (N)

SAMPLE CONTAINER SPECIFICATION				SAMPLE PRESERVATION (including wet ice)			INTENDED ANALYSIS AND/OR METHOD	SAMPLING EQUIPMENT CODE	SAMPLE PUMP FLOW RATE (gal per minute)
SAMPLE ID CODE	# CONTAINERS	MATERIAL CODE	VOLUME	PRESERVATIVE USED	TOTAL VOL ADDED IN FIELD (mL)	FINAL pH			
MW-82	4	AG	40 mL	HCl	40 mL x 4	6.02	6200	ESP	0.1
MW-32	3	AG	40 mL	HCl	40 mL x 3	6.02	VPH	ESP	0.1
MW-32	1	PP	250 mL	HNO_3	250 mL	6.02	Lead by 6010	ESP	0.1

REMARKS: 3 well volumes purged. High turbidity.

MATERIAL CODES: **AG** = Amber Glass; **CG** = Clear Glass; **HDPE** = High Density Polyethylene; **LDPE** = Low Density Polyethylene; **PP** = Polypropylene; **S** = Silicone; **T** = Teflon; **O** = Other (Specify)

SAMPLING EQUIPMENT CODES: **APP** = After (Through) Peristaltic Pump; **B** = Bailer; **BP** = Bladder Pump; **ESP** = Electric Submersible Pump; **RFPP** = Reverse Flow Peristaltic Pump; **SM** = Straw Method (Tubing Gravity Drain); **O** = Other (Specify)

GROUNDWATER SAMPLING LOG

SITE NAME: 2020-L1-2448 Incident	SITE LOCATION: Huntersville, NC	PROJECT NUMBER: 60674226	WELL NAME: MW-33	DATE: 6/2/22

WELL DIAMETER (inches): 2	TUBING DIAMETER (inches): 3/8	WELL SCREEN INTERVAL DEPTH: 13.00 ft. to 27.64 ft.	DEPTH TO WATER (feet): 15.95	PUMP TYPE OR BAILER: Monsoon

1 WELL VOLUME = (TD-DTW) x WELL CAPACITY

(27.64 ft. - 15.95 ft.) x 0.16 gal./ft. = 1.87 gallons

3 WELL VOLUMES = 1 WELL VOLUME X 3

1.87 gallons x 3 = 5.6 gallons

PUMP DEPTH IN WELL (feet): 21	PURGING INITIATED AT: 1017	PURGING ENDED AT: 1105	TOTAL VOLUME PURGED (gallons): 4

EQUIPMENT INFORMATION WATER QUALITY METER — MAKE/MODEL: YSI Pro Plus — SERIAL #: 15B102269

EQUIPMENT INFORMATION OIL/WATER INTERFACE PROBE — MAKE/MODEL: HERON — SERIAL #: 8344

TIME	VOLUME PURGED (gallons)	PURGE RATE (gpm)	DEPTH TO WATER (feet)	TEMP. (°C)	DO (mg/L)	COND. (µS/cm)	pH (standard units)	ORP (mV)	TURB. (NTU)	COLOR (describe)	ODOR (describe)
STABILIZATION CRITERIA:			<0.3 ft. drawdown	within 3%	within 10% or <0.5 mg/L	within 3%	±0.1 unit	±10 mV	within 10% or <5 NTU	--	--
1018	0	0.1	16.51	18.2	6.64	98.7	6.28	81.9	43.29	Cloudy	None
1023	0.5	0.1	16.51	15.9	6.11	94.1	5.94	96.7	29.30	Cloudy	None
1028	1	0.1	16.51	16.0	6.00	94.3	5.97	94.7	26.74	Cloudy	None
1033	1.5	0.1	16.51	16.1	5.93	94.5	6.03	91.8	11.87	Clear	None
1038	2	0.1	16.51	16.2	5.78	94.5	6.08	89.4	8.60	clear	None
1043	2.5	0.1	16.51	16.2	5.91	94.5	6.10	88.7	6.12	Clear	None
1048	3	0.1	16.51	16.3	5.88	94.5	6.10	88.1	6.73	Clear	None
1053	3.5	0.1	1651	16.1	5.86	94.5	6.10	88.0	6.52	Clear	None

WELL CAPACITY (Gallons Per Foot): **0.75"** = 0.02; **1"** = 0.04; **1.25"** = 0.06; **2"** = 0.16; **3"** = 0.37; **4"** = 0.65; **5"** = 1.02; **6"** = 1.47; **12"** = 5.88

SAMPLING DATA

SAMPLED BY (PRINT) / AFFILIATION: Erik Riegel / AECOM	SAMPLER(S) SIGNATURE(S):	SAMPLE TIME: 1100
PUMP OR TUBING DEPTH IN WELL (feet): 21	TUBING MATERIAL CODE: LDPE	FIELD-FILTERED: Y (N) Filtration Equipment Type: -- FILTER SIZE: -- µm

FIELD DECONTAMINATION: PUMP (Y) N TUBING Y (N (replaced)) DUPLICATE: Y (N)

SAMPLE CONTAINER SPECIFICATION				SAMPLE PRESERVATION (including wet ice)			INTENDED ANALYSIS AND/OR METHOD	SAMPLING EQUIPMENT CODE	SAMPLE PUMP FLOW RATE (gal per minute)
SAMPLE ID CODE	# CONTAINERS	MATERIAL CODE	VOLUME	PRESERVATIVE USED	TOTAL VOL ADDED IN FIELD (mL)	FINAL pH			
MW-33	4	AG	40 mL	HCl	40 mL x 4	6.10	6200	ESP	0.1
MW-33	3	AG	40 mL	HCl	40 mL x 3	6.10	VPH	ESP	0.1
MW-33	1	PP	250 mL	HNO_3	250 mL	6.10	Lead by 6010	ESP	0.1

REMARKS: All Parameters Stabilized.

MATERIAL CODES: **AG** = Amber Glass; **CG** = Clear Glass; **HDPE** = High Density Polyethylene; **LDPE** = Low Density Polyethylene; **PP** = Polypropylene; **S** = Silicone; **T** = Teflon; **O** = Other (Specify)

SAMPLING EQUIPMENT CODES: **APP** = After (Through) Peristaltic Pump; **B** = Bailer; **BP** = Bladder Pump; **ESP** = Electric Submersible Pump; **RFPP** = Reverse Flow Peristaltic Pump; **SM** = Straw Method (Tubing Gravity Drain); **O** = Other (Specify)

GROUNDWATER SAMPLING LOG

SITE NAME: 2020-L1-2448 Incident	SITE LOCATION: Huntersville, NC	PROJECT NUMBER: 60674226	WELL NAME: MW-34	DATE: 6/2/22

WELL DIAMETER (inches): 2	TUBING DIAMETER (inches): 3/8	WELL SCREEN INTERVAL DEPTH: 7.89 ft. to 22.89 ft.	DEPTH TO WATER (feet): 13.63	PUMP TYPE OR BAILER: Monsoon

1 WELL VOLUME = (TD-DTW) x WELL CAPACITY

(22.89 ft. - 13.63 ft.) x 0.16 gal./ft. = 1.48 gallons

3 WELL VOLUMES = 1 WELL VOLUME X 3

1.48 gallons x 3 = 4.44 gallons

PUMP DEPTH IN WELL (feet): 19	PURGING INITIATED AT: 0859	PURGING ENDED AT: 0955	TOTAL VOLUME PURGED (gallons): 5

EQUIPMENT INFORMATION WATER QUALITY METER	MAKE/MODEL: YSI Pro Plus	SERIAL #: 15B102269
EQUIPMENT INFORMATION OIL/WATER INTERFACE PROBE	MAKE/MODEL: HERON	SERIAL #: 8344

TIME	VOLUME PURGED (gallons)	PURGE RATE (gpm)	DEPTH TO WATER (feet)	TEMP. (°C)	DO (mg/L)	COND. (µS/cm)	pH (standard units)	ORP (mV)	TURB. (NTU)	COLOR (describe)	ODOR (describe)
STABILIZATION CRITERIA:			<0.3 ft. drawdown	within 3%	within 10% or <0.5 mg/L	within 3%	±0.1 unit	±10 mV	within 10% or <5 NTU	--	--
0900	0	0.1	14.31	16.0	4.04	117.3	6.06	97.2	125.5	Cloudy	None
0905	0.5	0.1	14.31	16.0	3.86	107.8	5.57	112.1	121.2	Cloudy	None
0910	1	0.1	14.31	15.9	3.93	107.3	5.69	106.3	153.7	Cloudy	None
0915	1.5	0.1	14.31	15.8	3.87	106.9	5.82	108.3	109.9	Cloudy	None
0920	2	0.1	14.31	15.6	3.81	106.8	5.81	101.3	93.36	Cloudy	None
0925	2.5	0.1	14.31	15.9	3.46	108.7	5.91	96.4	69.16	Cloudy	None
0930	3	0.1	14.31	16.1	3.76	108.9	5.98	92.3	65.08	Cloudy	None
0935	3.5	0.1	14.31	16.0	3.76	108.5	5.97	92.7	37.84	Cloudy	None
0940	4	0.1	14.31	15.7	3.74	108.0	5.95	94.6	26.91	Cloudy	None
0945	4.5	0.1	14.31	15.9	3.69	108.1	5.95	94.4	27.74	Cloudy	None

WELL CAPACITY (Gallons Per Foot): **0.75"** = 0.02; **1"** = 0.04; **1.25"** = 0.06; **2"** = 0.16; **3"** = 0.37; **4"** = 0.65; **5"** = 1.02; **6"** = 1.47; **12"** = 5.88

SAMPLING DATA

SAMPLED BY (PRINT) / AFFILIATION: Erik Riegel / AECOM	SAMPLER(S) SIGNATURE(S):	SAMPLE TIME: 0950
PUMP OR TUBING DEPTH IN WELL (feet): 19	TUBING MATERIAL CODE: LDPE	FIELD-FILTERED: Y (N) Filtration Equipment Type: -- FILTER SIZE: -- µm
FIELD DECONTAMINATION: PUMP (Y) N	TUBING Y (N (replaced))	DUPLICATE: Y (N)

SAMPLE CONTAINER SPECIFICATION				SAMPLE PRESERVATION (including wet ice)			INTENDED ANALYSIS AND/OR METHOD	SAMPLING EQUIPMENT CODE	SAMPLE PUMP FLOW RATE (gal per minute)
SAMPLE ID CODE	# CONTAINERS	MATERIAL CODE	VOLUME	PRESERVATIVE USED	TOTAL VOL ADDED IN FIELD (mL)	FINAL pH			
MW-34	4	AG	40 mL	HCl	40 mL x 4	5.95	6200	ESP	0.1
MW-34	3	AG	40 mL	HCl	40 mL x 3	5.95	VPH	ESP	0.1
MW-34	1	PP	250 mL	HNO_3	250 mL	5.95	Lead by 6010	ESP	0.1

REMARKS: 3 Well Volumes purged. High Turbidity

MATERIAL CODES: **AG** = Amber Glass; **CG** = Clear Glass; **HDPE** = High Density Polyethylene; **LDPE** = Low Density Polyethylene; **PP** = Polypropylene; **S** = Silicone; **T** = Teflon; **O** = Other (Specify)

SAMPLING EQUIPMENT CODES: **APP** = After (Through) Peristaltic Pump; **B** = Bailer; **BP** = Bladder Pump; **ESP** = Electric Submersible Pump; **RFPP** = Reverse Flow Peristaltic Pump; **SM** = Straw Method (Tubing Gravity Drain); **O** = Other (Specify)

GROUNDWATER SAMPLING LOG

SITE NAME: 2020-L1-2448 Incident	SITE LOCATION: Huntersville, NC	PROJECT NUMBER: 60674226	WELL NAME: MW-35	DATE: 6/2/22

WELL DIAMETER (inches): 2	TUBING DIAMETER (inches): 3/8	WELL SCREEN INTERVAL DEPTH: 25.00 ft. to 39.94 ft.	DEPTH TO WATER (feet): 31.92	PUMP TYPE OR BAILER: Monsoon

1 WELL VOLUME = (TD-DTW) x WELL CAPACITY

(39.94 ft. - 31.92 ft:) x 0.16 gal./ft. = 1.28 gallons

3 WELL VOLUMES = 1 WELL VOLUME X 3

1.28 gallons x 3 = 3.85 gallons

PUMP DEPTH IN WELL (feet): 37	PURGING INITIATED AT: 1412	PURGING ENDED AT: 1505	TOTAL VOLUME PURGED (gallons): 4.5

EQUIPMENT INFORMATION WATER QUALITY METER	MAKE/MODEL: YSI Pro Plus	SERIAL #: 15B102269
EQUIPMENT INFORMATION OIL/WATER INTERFACE PROBE	MAKE/MODEL: HERON	SERIAL #: 8344

TIME	VOLUME PURGED (gallons)	PURGE RATE (gpm)	DEPTH TO WATER (feet)	TEMP. (°C)	DO (mg/L)	COND. (µS/cm)	pH (standard units)	ORP (mV)	TURB. (NTU)	COLOR (describe)	ODOR (describe)
STABILIZATION CRITERIA:			<0.3 ft. drawdown	within 3%	within 10% or <0.5 mg/L	within 3%	±0.1 unit	±10 mV	within 10% or <5 NTU	--	--
1414	0	0.1	32.40	17.3	6.32	149.8	6.20	96.6	340.3	Cloudy	None
1419	0.5	0.1	32.40	17.8	5.10	151.2	6.14	96.0	736.5	Cloudy	None
1424	1	0.1	32.40	17.2	5.59	149.1	6.00	102.4	715.1	Cloudy	None
1429	1.5	0.1	32.40	17.4	5.55	150.0	6.04	99.7	510.7	Cloudy	None
1434	2	0.1	32.40	17.7	5.45	151.3	6.08	96.5	285.5	Cloudy	None
1439	2.5	0.1	32.40	17.6	5.73	151.3	6.10	94.8	210.0	Cloudy	None
1444	3	0.1	32.40	17.9	5.48	152.5	6.10	94.5	144.2	Cloudy	None
1449	3.5	0.1	32.40	180	5.66	152.7	6.11	93.9	98.79	Cloudy	None
1454	4	0.1	32.40	18.0	5.67	152.6	6.11	93.9	77.77	Cloudy	None

WELL CAPACITY (Gallons Per Foot): **0.75"** = 0.02; **1"** = 0.04; **1.25"** = 0.06; **2"** = 0.16; **3"** = 0.37; **4"** = 0.65; **5"** = 1.02; **6"** = 1.47; **12"** = 5.88

SAMPLING DATA

SAMPLED BY (PRINT) / AFFILIATION: Erik Riegel / AECOM	SAMPLER(S) SIGNATURE(S):	SAMPLE TIME: 1500
PUMP OR TUBING DEPTH IN WELL (feet): 37	TUBING MATERIAL CODE: LDPE	FIELD-FILTERED: Y (N) Filtration Equipment Type: -- FILTER SIZE: -- µm

FIELD DECONTAMINATION: PUMP (Y) N TUBING Y (N (replaced)) DUPLICATE: Y (N)

SAMPLE CONTAINER SPECIFICATION				SAMPLE PRESERVATION (including wet ice)			INTENDED ANALYSIS AND/OR METHOD	SAMPLING EQUIPMENT CODE	SAMPLE PUMP FLOW RATE (gal per minute)
SAMPLE ID CODE	# CONTAINERS	MATERIAL CODE	VOLUME	PRESERVATIVE USED	TOTAL VOL ADDED IN FIELD (mL)	FINAL pH			
MW-35	4	AG	40 mL	HCl	40 mL x 4		6200	ESP	0.1
MW-35	3	AG	40 mL	HCl	40 mL x 3		VPH	ESP	0.1
MW-35	1	PP	250 mL	HNO_3	250 mL		Lead by 6010	ESP	0.1

REMARKS: 3 well volumes purged, High Turbidity

MATERIAL CODES: **AG** = Amber Glass; **CG** = Clear Glass; **HDPE** = High Density Polyethylene; **LDPE** = Low Density Polyethylene; **PP** = Polypropylene; **S** = Silicone; **T** = Teflon; **O** = Other (Specify)

SAMPLING EQUIPMENT CODES: **APP** = After (Through) Peristaltic Pump; **B** = Bailer; **BP** = Bladder Pump; **ESP** = Electric Submersible Pump; **RFPP** = Reverse Flow Peristaltic Pump; **SM** = Straw Method (Tubing Gravity Drain); **O** = Other (Specify)

GROUNDWATER SAMPLING LOG

SITE NAME: 2020-L1-2448 Incident	SITE LOCATION: Huntersville, NC	PROJECT NUMBER: 60674226	WELL NAME: MW-36	DATE: 6/12/22

WELL DIAMETER (inches): 2	TUBING DIAMETER (inches): 3/8	WELL SCREEN INTERVAL DEPTH: 30.00 ft. to 44.88 ft.	DEPTH TO WATER (feet): 34.95	PUMP TYPE OR BAILER: MONSOON

1 WELL VOLUME = (TD-DTW) x WELL CAPACITY

(44.88 ft. - 34.95 ft.) x 0.16 gal./ft. = 9.93 gallons

3 WELL VOLUMES = 1 WELL VOLUME X 3

9.93 gallons x 3 = 29.79 gallons

PUMP DEPTH IN WELL (feet): 40.0	PURGING INITIATED AT: 1235	PURGING ENDED AT: 1335	TOTAL VOLUME PURGED (gallons): 4.5

EQUIPMENT INFORMATION WATER QUALITY METER	MAKE/MODEL: YSI	SERIAL #: 15C101916
EQUIPMENT INFORMATION OIL/WATER INTERFACE PROBE	MAKE/MODEL: Heron	SERIAL #: 01-7799

TIME	VOLUME PURGED (gallons)	PURGE RATE (gpm)	DEPTH TO WATER (feet)	TEMP. (°C)	DO (mg/L)	COND. (µS/cm)	pH (standard units)	ORP (mV)	TURB. (NTU)	COLOR (describe)	ODOR (describe)
STABILIZATION CRITERIA:			<0.3 ft. drawdown	within 3%	within 10% or <0.5 mg/L	within 3%	±0.1 unit	±10 mV	within 10% or <5 NTU	--	--
1235	0	0.1	35.40	17.4	6.53	148.1	6.13	99.9	49.52	clear	none
1310	2	0.1	35.75	16.8	7.69	148.7	6.20	101.3	55.64		
1315	2.5	0.1	35.76	17.2	7.05	148.9	6.25	99.3	39.82		
1320	3.0	0.1	35.78	17.4	6.39	148.9	6.27	96.3	24.60		
1325	3.5	0.1	35.79	17.4	6.39	148.9	6.28	81.3	10.12		
1330	4.0	0.1	35.80	17.4	6.39	148.3	6.28	78.5	8.29		
1335	4.5	0.1	35.82	17.5	6.40	149.6	6.28	76.7	5.00		

WELL CAPACITY (Gallons Per Foot): **0.75"** = 0.02; **1"** = 0.04; **1.25"** = 0.06; **2"** = 0.16; **3"** = 0.37; **4"** = 0.65; **5"** = 1.02; **6"** = 1.47; **12"** = 5.88

SAMPLING DATA

SAMPLED BY (PRINT) / AFFILIATION: ERICA DUNCAN	SAMPLER(S) SIGNATURE(S):	SAMPLE TIME: 1345
PUMP OR TUBING DEPTH IN WELL (feet): 40	TUBING MATERIAL CODE: LDPE	FIELD-FILTERED: Y (N) Filtration Equipment Type: -- FILTER SIZE: -- µm
FIELD DECONTAMINATION: PUMP (Y) N TUBING Y (N) (replaced)		DUPLICATE: Y (N)

SAMPLE CONTAINER SPECIFICATION				SAMPLE PRESERVATION (including wet ice)					
SAMPLE ID CODE	# CONTAINERS	MATERIAL CODE	VOLUME	PRESERVATIVE USED	TOTAL VOL ADDED IN FIELD (mL)	FINAL pH	INTENDED ANALYSIS AND/OR METHOD	SAMPLING EQUIPMENT CODE	SAMPLE PUMP FLOW RATE (gal per minute)
MW-36	4	AG	40 mL	HCl	40 mL x 4	6.28	6200	ESP	0.1
"	3	AG	40 mL	HCl	40 mL x 3	"	VPH	"	"
"	1	PP	250 mL	HNO_3	250 mL	"	Lead by 6010	"	"

REMARKS:

BATTERY DIED, HAD TO REPLACE

MATERIAL CODES: **AG** = Amber Glass; **CG** = Clear Glass; **HDPE** = High Density Polyethylene; **LDPE** = Low Density Polyethylene; **PP** = Polypropylene; **S** = Silicone; **T** = Teflon; **O** = Other (Specify)

SAMPLING EQUIPMENT CODES: **APP** = After (Through) Peristaltic Pump; **B** = Bailer; **BP** = Bladder Pump; **ESP** = Electric Submersible Pump; **RFPP** = Reverse Flow Peristaltic Pump; **SM** = Straw Method (Tubing Gravity Drain); **O** = Other (Specify)

GROUNDWATER SAMPLING LOG

SITE NAME: 2020-L1-2448 Incident	SITE LOCATION: Huntersville, NC	PROJECT NUMBER: 60674226	WELL NAME: MW-36DR	DATE: 6/2/22

WELL DIAMETER (inches): 2"	TUBING DIAMETER (inches): 3/8"	WELL SCREEN INTERVAL DEPTH: 122.91 ft. to 132.91 ft.	DEPTH TO WATER (feet): 33.45	PUMP TYPE OR BAILER: Bladder

1 WELL VOLUME = (TD-DTW) x WELL CAPACITY

(132.08 ft. - 33.45 ft.) x 0.16 gal./ft. = 15.78 gallons

3 WELL VOLUMES = 1 WELL VOLUME X 3

15.78 gallons x 3 = 47.34 gallons

PUMP DEPTH IN WELL (feet): 127.91	PURGING INITIATED AT: 1010	PURGING ENDED AT: 1055	TOTAL VOLUME PURGED (gallons): 4.5

EQUIPMENT INFORMATION WATER QUALITY METER — MAKE/MODEL: YSI Pro; SERIAL #: 16F10029

EQUIPMENT INFORMATION OIL/WATER INTERFACE PROBE — MAKE/MODEL: Heron 100'; SERIAL #: 01-7821

TIME	VOLUME PURGED (gallons)	PURGE RATE (gpm)	DEPTH TO WATER (feet)	TEMP. (°C)	DO (mg/L)	COND. (µS/cm)	pH (standard units)	ORP (mV)	TURB. (NTU)	COLOR (describe)	ODOR (describe)
STABILIZATION CRITERIA:			<0.3 ft. drawdown	within 3%	within 10% or <0.5 mg/L	within 3%	±0.1 unit	±10 mV	within 10% or <5 NTU	--	--
1010	0	0.1	33.60	17.3	2.34	310.8	7.81	-10.3	38.72	clear	none
1015	0.5		34.19	16.6	0.49	865	7.66	-123.0	138.7		
1020	1.0		35.10	16.5	0.40	776	7.58	-160.0	24.04		
1025	1.5		36.30	16.5	0.36	762	7.70	-168.9	19.20		
1030	2.0		40.60	16.5	0.36	751	7.60	-170.2	6.69		
1035	2.5		41.60	16.5	0.35	746	7.55	-176.8	6.71		
1040	3.0		42.41	16.5	0.16	248.3	7.55	-68.3	6.87		
1045	3.5		43.10	16.5	0.16	250.1	7.55	-68.0	6.51		
1050	4.0		43.27	16.6	0.16	252.9	7.55	-68.6	6.15		
1055	4.5		43.38	16.6	0.16	253.1	7.54	-69.4	4.21		

WELL CAPACITY (Gallons Per Foot): **0.75"** = 0.02; **1"** = 0.04; **1.25"** = 0.06; **2"** = 0.16; **3"** = 0.37; **4"** = 0.65; **5"** = 1.02; **6"** = 1.47; **12"** = 5.88

SAMPLING DATA

SAMPLED BY (PRINT) / AFFILIATION: Jacob Miller/AECOM	SAMPLER(S) SIGNATURE(S): Jacob Miller	SAMPLE TIME: 1100

PUMP OR TUBING DEPTH IN WELL (feet): 127.91	TUBING MATERIAL CODE: LDPE	FIELD-FILTERED: Y (N) Filtration Equipment Type: --	FILTER SIZE: -- µm

FIELD DECONTAMINATION: PUMP (Y) N TUBING Y (N) (replaced) DUPLICATE: Y (N)

SAMPLE CONTAINER SPECIFICATION				SAMPLE PRESERVATION (including wet ice)			INTENDED ANALYSIS AND/OR METHOD	SAMPLING EQUIPMENT CODE	SAMPLE PUMP FLOW RATE (gal per minute)
SAMPLE ID CODE	# CONTAINERS	MATERIAL CODE	VOLUME	PRESERVATIVE USED	TOTAL VOL ADDED IN FIELD (mL)	FINAL pH			
MW-36DR	4	AG	40 mL	HCl	40 mL x 4	7.54	6200	BP	0.1
	3	AG	40 mL	HCl	40 mL x 3		VPH		
	1	PP	250 mL	HNO_3	250 mL		Lead by 6010		

REMARKS:

MATERIAL CODES: **AG** = Amber Glass; **CG** = Clear Glass; **HDPE** = High Density Polyethylene; **LDPE** = Low Density Polyethylene; **PP** = Polypropylene; **S** = Silicone; **T** = Teflon; **O** = Other (Specify)

SAMPLING EQUIPMENT CODES: **APP** = After (Through) Peristaltic Pump; **B** = Bailer; **BP** = Bladder Pump; **ESP** = Electric Submersible Pump; **RFPP** = Reverse Flow Peristaltic Pump; **SM** = Straw Method (Tubing Gravity Drain); **O** = Other (Specify)

GROUNDWATER SAMPLING LOG

SITE NAME: 2020-L1-2448 Incident	SITE LOCATION: Huntersville, NC	PROJECT NUMBER: 60674226	WELL NAME: MW-41R	DATE: 6/03/22

WELL DIAMETER (inches): 4"	TUBING DIAMETER (inches): 3/8"	WELL SCREEN INTERVAL DEPTH: 44.00 ft. to 74.00 ft.	DEPTH TO WATER (feet): 59.54	PUMP TYPE OR BAILER: Monsoon XL

1 WELL VOLUME = (TD-DTW) x WELL CAPACITY

(74.00 ft. - 59.54 ft.) x 0.65 gal./ft. = 9.40 gallons

3 WELL VOLUMES = 1 WELL VOLUME X 3

9.40 gallons x 3 = 28.20 gallons

PUMP DEPTH IN WELL (feet): 65'	PURGING INITIATED AT: 0835	PURGING ENDED AT: 0955	TOTAL VOLUME PURGED (gallons): 7.0

EQUIPMENT INFORMATION WATER QUALITY METER	MAKE/MODEL: YSI Pro Plus	SERIAL #: 18K102303
EQUIPMENT INFORMATION OIL/WATER INTERFACE PROBE	MAKE/MODEL: Heron H.Oil	SERIAL #: 01-8347

TIME	VOLUME PURGED (gallons)	PURGE RATE (gpm)	DEPTH TO WATER (feet)	TEMP. (°C)	DO (mg/L)	COND. (µS/cm)	pH (standard units)	ORP (mV)	TURB. (NTU)	COLOR (describe)	ODOR (describe)
STABILIZATION CRITERIA:			<0.3 ft. drawdown	within 3%	within 10% or <0.5 mg/L	within 3%	±0.1 unit	±10 mV	within 10% or <5 NTU	--	--
0850	1.5	0.1	59.66	17.5	6.72	201.1	6.86	-55.5	767.8	cloudy	Strong
0855	2.0		59.69	17.5	2.12	201.8	6.85	-59.6	602.7		
0900	2.5		59.70	17.6	1.68	203.1	6.85	-62.3	492.3		
0905	3.0		59.70	17.7	1.41	205.2	6.85	-65.9	385.9		
0910	3.5		59.71	17.7	1.32	206.1	6.84	-67.5	326.4		
0915	4.0		59.71	17.8	1.07	206.4	6.83	-68.0	289.3		
0920	4.5		59.71	17.8	0.93	206.1	6.82	-67.8	293.3		
0925	5.0		59.71	17.8	0.92	205.7	6.82	-67.2	228.3		
0930	5.5		59.71	17.8	0.72	205.3	6.81	-67.0	173.4	clear	
0935	6.0		59.71	17.9	0.68	205.1	6.81	-65.7	122.7		
0940	6.5		59.71	17.9	0.65	204.9	6.80	-64.9	118.4		
0945	7.0		59.71	17.9	0.65	204.6	6.80	-64.0	116.0		

Mike de Kozlowski 6/3/22

WELL CAPACITY (Gallons Per Foot): **0.75"** = 0.02; **1"** = 0.04; **1.25"** = 0.06; **2"** = 0.16; **3"** = 0.37; **4"** = 0.65; **5"** = 1.02; **6"** = 1.47; **12"** = 5.88

SAMPLING DATA

SAMPLED BY (PRINT) / AFFILIATION: Mike de Kozlowski / AECOM	SAMPLER(S) SIGNATURE(S): Mike de Kozlowski	SAMPLE TIME: 0955

PUMP OR TUBING DEPTH IN WELL (feet): 65'	TUBING MATERIAL CODE: LDPE	FIELD-FILTERED: Y (N) Filtration Equipment Type: --	FILTER SIZE: -- µm

FIELD DECONTAMINATION: PUMP (Y) N TUBING Y (N (replaced)) DUPLICATE: (Y) N

SAMPLE CONTAINER SPECIFICATION				SAMPLE PRESERVATION (including wet ice)			INTENDED ANALYSIS AND/OR METHOD	SAMPLING EQUIPMENT CODE	SAMPLE PUMP FLOW RATE (gal per minute)
SAMPLE ID CODE	# CONTAINERS	MATERIAL CODE	VOLUME	PRESERVATIVE USED	TOTAL VOL ADDED IN FIELD (mL)	FINAL pH			
MW-41R	4	AG	40 mL	HCl	40 mL x 4	6.80	6200	ESP	0.1
|	3	AG	40 mL	HCl	40 mL x 3	|	VPH	|	|
|	1	PP	250 mL	HNO_3	250 mL	|	Lead by 6010	|	|

REMARKS:

DUP-2-20220603 collected

MATERIAL CODES: **AG** = Amber Glass; **CG** = Clear Glass; **HDPE** = High Density Polyethylene; **LDPE** = Low Density Polyethylene; **PP** = Polypropylene; **S** = Silicone; **T** = Teflon; **O** = Other (Specify)

SAMPLING EQUIPMENT CODES: **APP** = After (Through) Peristaltic Pump; **B** = Bailer; **BP** = Bladder Pump; **ESP** = Electric Submersible Pump; **RFPP** = Reverse Flow Peristaltic Pump; **SM** = Straw Method (Tubing Gravity Drain); **O** = Other (Specify)

GROUNDWATER SAMPLING LOG

SITE NAME: 2020-L1-2448 Incident	SITE LOCATION: Huntersville, NC	PROJECT NUMBER: 60674226	WELL NAME: MW-42	DATE: 5/31/22

WELL DIAMETER (inches): 2	TUBING DIAMETER (inches): NA	WELL SCREEN INTERVAL DEPTH: 10.90 ft. to 50.90 ft.	DEPTH TO WATER (feet): 46.0	PUMP TYPE OR BAILER: BAILER

1 WELL VOLUME = (TD-DTW) x WELL CAPACITY

(50.90 ft. - 46.0 ft.) x 0.65 gal./ft. = 3.18 gallons

3 WELL VOLUMES = 1 WELL VOLUME X 3

3.18 gallons x 3 = 9.5 gallons

PUMP DEPTH IN WELL (feet): NA	PURGING INITIATED AT: 1330	PURGING ENDED AT: 1400	TOTAL VOLUME PURGED (gallons): 8.3

EQUIPMENT INFORMATION WATER QUALITY METER	MAKE/MODEL: NA SERIAL #:	EQUIPMENT INFORMATION OIL/WATER INTERFACE PROBE	MAKE/MODEL: NA SERIAL #:

TIME	VOLUME PURGED (gallons)	PURGE RATE (gpm)	DEPTH TO WATER (feet)	TEMP. (°C)	DO (mg/L)	COND. (µS/cm)	pH (standard units)	ORP (mV)	TURB. (NTU)	COLOR (describe)	ODOR (describe)
STABILIZATION CRITERIA:			<0.3 ft. drawdown	within 3%	within 10% or <0.5 mg/L	within 3%	±0.1 unit	±10 mV	within 10% or <5 NTU	--	--
1340	2	—	—	23.7	1.60	341.6	6.27	-12.9	—	clear-cloudy	none
1350	5	—	—	22.8	1.63	342.1	6.27	-13.0	—	"	"

WELL CAPACITY (Gallons Per Foot): **0.75"** = 0.02; **1"** = 0.04; **1.25"** = 0.06; **2"** = 0.16; **3"** = 0.37; **4"** = 0.65; **5"** = 1.02; **6"** = 1.47; **12"** = 5.88

SAMPLING DATA

SAMPLED BY (PRINT) / AFFILIATION: ERICA DUNCAN	SAMPLER(S) SIGNATURE(S):	SAMPLE TIME: 1430

PUMP OR TUBING DEPTH IN WELL (feet): NA	TUBING MATERIAL CODE: NA	FIELD-FILTERED: Y (N) Filtration Equipment Type: --	FILTER SIZE: -- µm

FIELD DECONTAMINATION: PUMP Y (N) TUBING Y (N) (replaced) DUPLICATE: Y (N)

SAMPLE CONTAINER SPECIFICATION				SAMPLE PRESERVATION (including wet ice)			INTENDED ANALYSIS AND/OR METHOD	SAMPLING EQUIPMENT CODE	SAMPLE PUMP FLOW RATE (gal per minute)
SAMPLE ID CODE	# CONTAINERS	MATERIAL CODE	VOLUME	PRESERVATIVE USED	TOTAL VOL ADDED IN FIELD (mL)	FINAL pH			
MW-42	4	AG	40 mL	HCl	40 mL x 4	6.27	6200	B	
"	3	AG	40 mL	HCl	40 mL x 3	"	VPH	"	"
"	1	PP	250 mL	HNO_3	250 mL	"	Lead by 6010	"	"

REMARKS: Bailed until well went dry and waited for recharge.

MATERIAL CODES: **AG** = Amber Glass; **CG** = Clear Glass; **HDPE** = High Density Polyethylene; **LDPE** = Low Density Polyethylene; **PP** = Polypropylene; **S** = Silicone; **T** = Teflon; **O** = Other (Specify)

SAMPLING EQUIPMENT CODES: **APP** = After (Through) Peristaltic Pump; **B** = Bailer; **BP** = Bladder Pump; **ESP** = Electric Submersible Pump; **RFPP** = Reverse Flow Peristaltic Pump; **SM** = Straw Method (Tubing Gravity Drain); **O** = Other (Specify)

GROUNDWATER SAMPLING LOG

SITE NAME: 2020-L1-2448 Incident	SITE LOCATION: Huntersville, NC	PROJECT NUMBER: 60674226	WELL NAME: MW-43	DATE: 6/02/22

WELL DIAMETER (inches): 4"	TUBING DIAMETER (inches): 3/8"	WELL SCREEN INTERVAL DEPTH: 15.00 ft. to 50.12 ft.	DEPTH TO WATER (feet): 42.79	PUMP TYPE OR BAILER: Monsoon XL

1 WELL VOLUME = (TD-DTW) x WELL CAPACITY

(50.12 ft. - 42.79 ft.) x 0.65 gal./ft. = 4.76 gallons

3 WELL VOLUMES = 1 WELL VOLUME X 3

4.76 gallons x 3 = 14.28 gallons

PUMP DEPTH IN WELL (feet): 48'	PURGING INITIATED AT: 1440	PURGING ENDED AT: 1515	TOTAL VOLUME PURGED (gallons): 1.5

EQUIPMENT INFORMATION WATER QUALITY METER — MAKE/MODEL: YSI Pro Plus; SERIAL #: 18K102303

EQUIPMENT INFORMATION OIL/WATER INTERFACE PROBE — MAKE/MODEL: Heron H.Oil; SERIAL #: 01-8347

TIME	VOLUME PURGED (gallons)	PURGE RATE (gpm)	DEPTH TO WATER (feet)	TEMP. (°C)	DO (mg/L)	COND. (µS/cm)	pH (standard units)	ORP (mV)	TURB. (NTU)	COLOR (describe)	ODOR (describe)
STABILIZATION CRITERIA:			<0.3 ft. drawdown	within 3%	within 10% or <0.5 mg/L	within 3%	±0.1 unit	±10 mV	within 10% or <5 NTU	--	--
1450	0.6	0.06	43.02	20.0	9.18	187.2	6.29	149.3	30.49	clear	None
1455	0.9		43.02	21.3	5.17	191.8	6.32	141.7	25.79		
1500	1.2		43.02	21.1	5.19	189.6	6.30	143.1	24.46		
1505	1.5		43.02	21.4	5.12	190.2	6.31	144.0	23.61		

Mike deKozlowski 6/2/22

WELL CAPACITY (Gallons Per Foot): **0.75"** = 0.02; **1"** = 0.04; **1.25"** = 0.06; **2"** = 0.16; **3"** = 0.37; **4"** = 0.65; **5"** = 1.02; **6"** = 1.47; **12"** = 5.88

SAMPLING DATA

SAMPLED BY (PRINT) / AFFILIATION: Mike deKozlowski / AECOM	SAMPLER(S) SIGNATURE(S): Mike deKozlowski	SAMPLE TIME: 1515

PUMP OR TUBING DEPTH IN WELL (feet): 48'	TUBING MATERIAL CODE: LDPE	FIELD-FILTERED: Y (N) Filtration Equipment Type: --	FILTER SIZE: -- µm

FIELD DECONTAMINATION: PUMP (Y) N TUBING Y (N (replaced)) DUPLICATE: Y (N)

SAMPLE CONTAINER SPECIFICATION				SAMPLE PRESERVATION (including wet ice)			INTENDED ANALYSIS AND/OR METHOD	SAMPLING EQUIPMENT CODE	SAMPLE PUMP FLOW RATE (gal per minute)
SAMPLE ID CODE	# CONTAINERS	MATERIAL CODE	VOLUME	PRESERVATIVE USED	TOTAL VOL ADDED IN FIELD (mL)	FINAL pH			
MW-43	4	AG	40 mL	HCl	40 mL x 4	6.31	6200	ESP	0.06
	3	AG	40 mL	HCl	40 mL x 3		VPH		
	1	PP	250 mL	HNO_3	250 mL		Lead by 6010		

REMARKS:

MATERIAL CODES: **AG** = Amber Glass; **CG** = Clear Glass; **HDPE** = High Density Polyethylene; **LDPE** = Low Density Polyethylene; **PP** = Polypropylene; **S** = Silicone; **T** = Teflon; **O** = Other (Specify)

SAMPLING EQUIPMENT CODES: **APP** = After (Through) Peristaltic Pump; **B** = Bailer; **BP** = Bladder Pump; **ESP** = Electric Submersible Pump; **RFPP** = Reverse Flow Peristaltic Pump; **SM** = Straw Method (Tubing Gravity Drain); **O** = Other (Specify)

GROUNDWATER SAMPLING LOG

SITE NAME: 2020-L1-2448 Incident	SITE LOCATION: Huntersville, NC	PROJECT NUMBER: 60674226	WELL NAME: MW-45	DATE: 5/31/22

WELL DIAMETER (inches): 4	TUBING DIAMETER (inches): 3/8	WELL SCREEN INTERVAL DEPTH: 12.84 ft. to 52.84 ft.	DEPTH TO WATER (feet): 41.50	PUMP TYPE OR BAILER: Monsoon

1 WELL VOLUME = (TD-DTW) x WELL CAPACITY

(52.84 ft. - 41.50 ft.) x 0.65 gal./ft. = 7.37 gallons

3 WELL VOLUMES = 1 WELL VOLUME X 3

7.37 gallons x 3 = 22.11 gallons

PUMP DEPTH IN WELL (feet): 47	PURGING INITIATED AT: 1042	PURGING ENDED AT: 1120	TOTAL VOLUME PURGED (gallons): 3.5

EQUIPMENT INFORMATION WATER QUALITY METER — MAKE/MODEL: YSI Pro Plus; SERIAL #: 15B102269

EQUIPMENT INFORMATION OIL/WATER INTERFACE PROBE — MAKE/MODEL: HERON; SERIAL #: 8344

TIME	VOLUME PURGED (gallons)	PURGE RATE (gpm)	DEPTH TO WATER (feet)	TEMP. (°C)	DO (mg/L)	COND. (µS/cm)	pH (standard units)	ORP (mV)	TURB. (NTU)	COLOR (describe)	ODOR (describe)
STABILIZATION CRITERIA:			<0.3 ft. drawdown	within 3%	within 10% or <0.5 mg/L	within 3%	±0.1 unit	±10 mV	within 10% or <5 NTU	--	--
1043	0	0.1	41.65	20.5	5.25	345.8	6.38	84.9	11.40	Clear	None
1048	0.5	0.1	41.65	18.5	5.04	327.3	6.30	86.2	9.60	Clear	None
1053	1.0	0.1	41.65	18.8	4.60	325.8	6.30	85.0	7.63	Clear	None
1058	1.5	0.1	41.65	18.9	4.87	324.9	6.32	83.0	8.09	Clear	None
1103	2.0	0.1	41.65	19.0	4.73	323.8	6.33	82.5	6.92	Clear	None
1108	2.5	0.1	41.65	19.4	4.59	323.9	6.33	81.9	6.99	Clear	None
1113	3.0	0.1	41.65	19.0	4.60	322.1	6.32	81.4	6.43	Clear	None

WELL CAPACITY (Gallons Per Foot): **0.75"** = 0.02; **1"** = 0.04; **1.25"** = 0.06; **2"** = 0.16; **3"** = 0.37; **4"** = 0.65; **5"** = 1.02; **6"** = 1.47; **12"** = 5.88

SAMPLING DATA

SAMPLED BY (PRINT) / AFFILIATION: Erik Rigel AECOM	SAMPLER(S) SIGNATURE(S):	SAMPLE TIME: 1115

PUMP OR TUBING DEPTH IN WELL (feet): 47	TUBING MATERIAL CODE: LDPE	FIELD-FILTERED: Y (N) Filtration Equipment Type: --	FILTER SIZE: -- µm

FIELD DECONTAMINATION: PUMP (Y) N TUBING Y (N replaced) DUPLICATE: Y N

SAMPLE CONTAINER SPECIFICATION				SAMPLE PRESERVATION (including wet ice)			INTENDED ANALYSIS AND/OR METHOD	SAMPLING EQUIPMENT CODE	SAMPLE PUMP FLOW RATE (gal per minute)
SAMPLE ID CODE	# CONTAINERS	MATERIAL CODE	VOLUME	PRESERVATIVE USED	TOTAL VOL ADDED IN FIELD (mL)	FINAL pH			
MW-45	4	AG	40 mL	HCl	40 mL x 4	6.32	6200	ESP	0.1
MW-45	3	AG	40 mL	HCl	40 mL x 3	6.32	VPH	ESP	0.1
MW-45	1	PP	250 mL	HNO_3	250 mL	6.32	Lead by 6010	ESP	0.1

REMARKS: All parameters Stabilized.

MATERIAL CODES: **AG** = Amber Glass; **CG** = Clear Glass; **HDPE** = High Density Polyethylene; **LDPE** = Low Density Polyethylene; **PP** = Polypropylene; **S** = Silicone; **T** = Teflon; **O** = Other (Specify)

SAMPLING EQUIPMENT CODES: **APP** = After (Through) Peristaltic Pump; **B** = Bailer; **BP** = Bladder Pump; **ESP** = Electric Submersible Pump; **RFPP** = Reverse Flow Peristaltic Pump; **SM** = Straw Method (Tubing Gravity Drain); **O** = Other (Specify)

GROUNDWATER SAMPLING LOG

SITE NAME: 2020-L1-2448 Incident	SITE LOCATION: Huntersville, NC	PROJECT NUMBER: 60674226	WELL NAME: MW-46	DATE: 5/31/22

WELL DIAMETER (inches): 4"	TUBING DIAMETER (inches): 3/8"	WELL SCREEN INTERVAL DEPTH: ft. to 43.06 ft.	DEPTH TO WATER (feet): 37.78	PUMP TYPE OR BAILER: Monsoon XL

1 WELL VOLUME = (TD-DTW) x WELL CAPACITY

(43.06 ft. - 37.78 ft.) x 0.65 gal./ft. = 3.43 gallons

3 WELL VOLUMES = 1 WELL VOLUME X 3

3.43 gallons x 3 = 10.29 gallons

PUMP DEPTH IN WELL (feet): 41'	PURGING INITIATED AT: 1045	PURGING ENDED AT: 1120	TOTAL VOLUME PURGED (gallons): 3.5

EQUIPMENT INFORMATION WATER QUALITY METER	MAKE/MODEL: YSI Pro Plus	SERIAL #: 18K102303
EQUIPMENT INFORMATION OIL/WATER INTERFACE PROBE	MAKE/MODEL: Heron H.Oil	SERIAL #: 01-8347

TIME	VOLUME PURGED (gallons)	PURGE RATE (gpm)	DEPTH TO WATER (feet)	TEMP. (°C)	DO (mg/L)	COND. (µS/cm)	pH (standard units)	ORP (mV)	TURB. (NTU)	COLOR (describe)	ODOR (describe)
STABILIZATION CRITERIA:			<0.3 ft. drawdown	within 3%	within 10% or <0.5 mg/L	within 3%	±0.1 unit	±10 mV	within 10% or <5 NTU	--	--
1500	3.5	N/A	39.12	20.3	6.60	320.1	6.34	116.7	28.18	clear	None

Mike deKozlowski 5/4/22

WELL CAPACITY (Gallons Per Foot): **0.75"** = 0.02; **1"** = 0.04; **1.25"** = 0.06; **2"** = 0.16; **3"** = 0.37; **4"** = 0.65; **5"** = 1.02; **6"** = 1.47; **12"** = 5.88

SAMPLING DATA

SAMPLED BY (PRINT) / AFFILIATION: Mike deKozlowski / AECOM	SAMPLER(S) SIGNATURE(S): Mike deKozlowski	SAMPLE TIME: 1500

PUMP OR TUBING DEPTH IN WELL (feet): N/A	TUBING MATERIAL CODE: LDPE	FIELD-FILTERED: Y (N) Filtration Equipment Type: --	FILTER SIZE: -- µm

FIELD DECONTAMINATION: PUMP (Y) N TUBING Y (N (replaced)) DUPLICATE: Y (N)

SAMPLE CONTAINER SPECIFICATION				SAMPLE PRESERVATION (including wet ice)			INTENDED ANALYSIS AND/OR METHOD	SAMPLING EQUIPMENT CODE	SAMPLE PUMP FLOW RATE (gal per minute)
SAMPLE ID CODE	# CONTAINERS	MATERIAL CODE	VOLUME	PRESERVATIVE USED	TOTAL VOL ADDED IN FIELD (mL)	FINAL pH			
MW-46	4	AG	40 mL	HCl	40 mL x 4	6.34	6200	B	N/A
|	3	AG	40 mL	HCl	40 mL x 3	|	VPH	|	|
|	1	PP	250 mL	HNO_3	250 mL	|	Lead by 6010	|	|

REMARKS: Pump ran from 1045-1120 and 3.5 gallons purged. iPad over heated and YSI batteries died. When both were fixed the well went dry. Sample collected with bailer after recharge.

MATERIAL CODES: **AG** = Amber Glass; **CG** = Clear Glass; **HDPE** = High Density Polyethylene; **LDPE** = Low Density Polyethylene; **PP** = Polypropylene; **S** = Silicone; **T** = Teflon; **O** = Other (Specify)

SAMPLING EQUIPMENT CODES: **APP** = After (Through) Peristaltic Pump; **B** = Bailer; **BP** = Bladder Pump; **ESP** = Electric Submersible Pump; **RFPP** = Reverse Flow Peristaltic Pump; **SM** = Straw Method (Tubing Gravity Drain); **O** = Other (Specify)

GROUNDWATER SAMPLING LOG

SITE NAME: 2020-L1-2448 Incident	SITE LOCATION: Huntersville, NC	PROJECT NUMBER: 60674226	WELL NAME: MW-48	DATE: 6/3/2022

WELL DIAMETER (inches): 4	TUBING DIAMETER (inches): 3/8	WELL SCREEN INTERVAL DEPTH: 15 ft. to 48.43 ft.	DEPTH TO WATER (feet): 43.08	PUMP TYPE OR BAILER: monsoon pump

1 WELL VOLUME = (TD-DTW) x WELL CAPACITY

(48.43 ft. - 43.08 ft.) x 0.65 gal./ft. = 3.48 gallons

3 WELL VOLUMES = 1 WELL VOLUME X 3

3.48 gallons x 3 = 10.43 gallons

PUMP DEPTH IN WELL (feet): 47.43	PURGING INITIATED AT: 0944	PURGING ENDED AT: 1039	TOTAL VOLUME PURGED (gallons): 6.5

EQUIPMENT INFORMATION WATER QUALITY METER — MAKE/MODEL: YSI ProPlus; SERIAL #: 15C1D4375

EQUIPMENT INFORMATION OIL/WATER INTERFACE PROBE — MAKE/MODEL: Heron H-Dil; SERIAL #: DI-8345

TIME	VOLUME PURGED (gallons)	PURGE RATE (gpm)	DEPTH TO WATER (feet)	TEMP. (°C)	DO (mg/L)	COND. (µS/cm)	pH (standard units)	ORP (mV)	TURB. (NTU)	COLOR (describe)	ODOR (describe)
STABILIZATION CRITERIA:			<0.3 ft. drawdown	within 3%	within 10% or <0.5 mg/L	within 3%	±0.1 unit	±10 mV	within 10% or <5 NTU	--	--
0944	0	0.118	43.08	16.5	8.25	259.0	6.39	-58.1	71100	brown	yes
0949	0.59		44.38	16.8	6.07	244.7	6.36	-68.3	157.4	clear	
0954	1.18		44.24	17.1	5.66	244.6	6.35	-73.4	78.54		
0959	1.77		44.35	17.3	5.34	244.2	6.34	-72.7	52.72		
1004	2.36		44.41	17.2	5.10	242.9	6.33	-69.2	36.01		
1009	2.95		44.42	17.2	4.98	242.5	6.33	-68.0	30.81		
1014	3.55		44.46	17.3	4.73	243.2	6.33	-66.1	28.31		
1019	4.14		44.42	17.3	4.50	242.9	6.31	-64.6	38.34		
1024	4.72		44.66	17.2	4.38	242.5	6.31	-62.9	28.11		
1029	5.32		44.83	17.0	4.22	241.6	6.31	-59.9	15.20		
1034	5.91		44.92	17.0	4.10	241.3	6.31	-57.9	10.70		
1039	6.5		45.05	16.9	3.86	240.8	6.31	-54.7	9.35		

WELL CAPACITY (Gallons Per Foot): **0.75"** = 0.02; **1"** = 0.04; **1.25"** = 0.06; **2"** = 0.16; **3"** = 0.37; **4"** = 0.65; **5"** = 1.02; **6"** = 1.47; **12"** = 5.88

SAMPLING DATA

SAMPLED BY (PRINT) / AFFILIATION: Emily Love / AECOM	SAMPLER(S) SIGNATURE(S): Emily L. Love	SAMPLE TIME: 1040

PUMP OR TUBING DEPTH IN WELL (feet): 47.43	TUBING MATERIAL CODE: LDPE	FIELD-FILTERED: Y (N) Filtration Equipment Type: --	FILTER SIZE: -- µm

FIELD DECONTAMINATION: PUMP (Y) N TUBING Y (N replaced) DUPLICATE: Y (N)

SAMPLE CONTAINER SPECIFICATION				SAMPLE PRESERVATION (including wet ice)			INTENDED ANALYSIS AND/OR METHOD	SAMPLING EQUIPMENT CODE	SAMPLE PUMP FLOW RATE (gal per minute)
SAMPLE ID CODE	# CONTAINERS	MATERIAL CODE	VOLUME	PRESERVATIVE USED	TOTAL VOL ADDED IN FIELD (mL)	FINAL pH			
MW-48	4	AG	40 mL	HCl	40 mL x 4	6.31	6200	ESP	0.118
	3	AG	40 mL	HCl	40 mL x 3		VPH		
	1	PP	250 mL	HNO_3	250 mL		Lead by 6010		

REMARKS:

MATERIAL CODES: **AG** = Amber Glass; **CG** = Clear Glass; **HDPE** = High Density Polyethylene; **LDPE** = Low Density Polyethylene; **PP** = Polypropylene; **S** = Silicone; **T** = Teflon; **O** = Other (Specify)

SAMPLING EQUIPMENT CODES: **APP** = After (Through) Peristaltic Pump; **B** = Bailer; **BP** = Bladder Pump; **ESP** = Electric Submersible Pump; **RFPP** = Reverse Flow Peristaltic Pump; **SM** = Straw Method (Tubing Gravity Drain); **O** = Other (Specify)

GROUNDWATER SAMPLING LOG

SITE NAME: 2020-L1-2448 Incident	SITE LOCATION: Huntersville, NC	PROJECT NUMBER: 60674226	WELL NAME: MW-49	DATE: 5/31/22

WELL DIAMETER (inches): 4	TUBING DIAMETER (inches): 3/8	WELL SCREEN INTERVAL DEPTH: 14.58 ft. to 54.58 ft.	DEPTH TO WATER (feet): 39.42	PUMP TYPE OR BAILER: Monsoon

1 WELL VOLUME = (TD-DTW) x WELL CAPACITY

(54.58 ft. - 39.42 ft.) x 0.65 gal./ft. = 9.85 gallons

3 WELL VOLUMES = 1 WELL VOLUME X 3

9.85 gallons x 3 = 29.56 gallons

PUMP DEPTH IN WELL (feet): 45	PURGING INITIATED AT: 1151	PURGING ENDED AT: 1245	TOTAL VOLUME PURGED (gallons): 4.5

EQUIPMENT INFORMATION WATER QUALITY METER	MAKE/MODEL: YSI Pro Plus	SERIAL #: 15B102269
EQUIPMENT INFORMATION OIL/WATER INTERFACE PROBE	MAKE/MODEL: HERON	SERIAL #: 8344

TIME	VOLUME PURGED (gallons)	PURGE RATE (gpm)	DEPTH TO WATER (feet)	TEMP. (°C)	DO (mg/L)	COND. (µS/cm)	pH (standard units)	ORP (mV)	TURB. (NTU)	COLOR (describe)	ODOR (describe)
STABILIZATION CRITERIA:			<0.3 ft. drawdown	within 3%	within 10% or <0.5 mg/L	within 3%	±0.1 unit	±10 mV	within 10% or <5 NTU	--	--
1152	0	0.1	39.56	20.2	9.48	175.0	6.24	86.0	31.05	Cloudy	None
1157	0.5	0.1	39.56	18.7	6.04	168.8	6.17	85.8	33.03	Cloudy	None
1202	1.0	0.1	39.56	18.6	5.84	168.7	6.16	85.7	26.62	Cloudy	None
1207	1.5	0.1	39.56	18.7	5.65	168.9	6.17	85.1	20.93	Cloudy	None
1212	2.0	0.1	39.56	18.7	5.42	168.9	6.17	84.7	16.74	Clear	None
1217	2.5	0.1	39.56	18.6	5.01	168.3	6.16	85.5	12.26	Clear	None
1222	3.0	0.1	39.56	18.7	5.07	168.4	6.16	85.6	9.38	Clear	None
1227	3.5	0.1	39.56	18.6	5.07	167.9	6.17	84.8	9.33	Clear	None
1232	4.0	0.1	39.56	18.7	5.07	168.1	6.16	86.5	9.30	Clear	None

WELL CAPACITY (Gallons Per Foot): **0.75"** = 0.02; **1"** = 0.04; **1.25"** = 0.06; **2"** = 0.16; **3"** = 0.37; **4"** = 0.65; **5"** = 1.02; **6"** = 1.47; **12"** = 5.88

SAMPLING DATA

SAMPLED BY (PRINT) / AFFILIATION: Erik Rygel / AECOM	SAMPLER(S) SIGNATURE(S):	SAMPLE TIME: 1240
PUMP OR TUBING DEPTH IN WELL (feet): 45	TUBING MATERIAL CODE: LDPE	FIELD-FILTERED: Y (N) Filtration Equipment Type: -- FILTER SIZE: -- µm
FIELD DECONTAMINATION: PUMP (Y) N	TUBING Y (N (replaced))	DUPLICATE: Y N

SAMPLE CONTAINER SPECIFICATION				SAMPLE PRESERVATION (including wet ice)			INTENDED ANALYSIS AND/OR METHOD	SAMPLING EQUIPMENT CODE	SAMPLE PUMP FLOW RATE (gal per minute)
SAMPLE ID CODE	# CONTAINERS	MATERIAL CODE	VOLUME	PRESERVATIVE USED	TOTAL VOL ADDED IN FIELD (mL)	FINAL pH			
MW-49	4	AG	40 mL	HCl	40 mL x 4	6.16	6200	ESP	0.1
MW-49	3	AG	40 mL	HCl	40 mL x 3	6.16	VPH	ESP	0.1
MW-49	1	PP	250 mL	HNO_3	250 mL	6.16	Lead by 6010	ESP	0.1

REMARKS: All parameters stabilized

MATERIAL CODES: **AG** = Amber Glass; **CG** = Clear Glass; **HDPE** = High Density Polyethylene; **LDPE** = Low Density Polyethylene; **PP** = Polypropylene; **S** = Silicone; **T** = Teflon; **O** = Other (Specify)

SAMPLING EQUIPMENT CODES: **APP** = After (Through) Peristaltic Pump; **B** = Bailer; **BP** = Bladder Pump; **ESP** = Electric Submersible Pump; **RFPP** = Reverse Flow Peristaltic Pump; **SM** = Straw Method (Tubing Gravity Drain); **O** = Other (Specify)

GROUNDWATER SAMPLING LOG

SITE NAME: 2020-L1-2448 Incident	SITE LOCATION: Huntersville, NC	PROJECT NUMBER: 60674226	WELL NAME: MW-50	DATE: 5/31/22

WELL DIAMETER (inches): 4"	TUBING DIAMETER (inches): 3/8"	WELL SCREEN INTERVAL DEPTH: 17.72 ft. to 57.72 ft.	DEPTH TO WATER (feet): 43.24	PUMP TYPE OR BAILER: Monsoon XL

1 WELL VOLUME = (TD-DTW) x WELL CAPACITY

(57.72 ft. - 43.24 ft.) x 0.65 gal./ft. = 9.41 gallons

3 WELL VOLUMES = 1 WELL VOLUME X 3

9.41 gallons x 3 = 28.23 gallons

PUMP DEPTH IN WELL (feet): 55'	PURGING INITIATED AT: 1205	PURGING ENDED AT: 1310	TOTAL VOLUME PURGED (gallons): 5.5

EQUIPMENT INFORMATION WATER QUALITY METER	MAKE/MODEL: YSI Pro Plus	SERIAL #: 18K102303
EQUIPMENT INFORMATION OIL/WATER INTERFACE PROBE	MAKE/MODEL: Heron H.Oil	SERIAL #: 01-8347

TIME	VOLUME PURGED (gallons)	PURGE RATE (gpm)	DEPTH TO WATER (feet)	TEMP. (°C)	DO (mg/L)	COND. (µS/cm)	pH (standard units)	ORP (mV)	TURB. (NTU)	COLOR (describe)	ODOR (describe)
STABILIZATION CRITERIA:			<0.3 ft. drawdown	within 3%	within 10% or <0.5 mg/L	within 3%	±0.1 unit	±10 mV	within 10% or <5 NTU	--	--
1220	1.5	0.1	44.32	18.4	3.99	188.3	6.46	-22.7	97.28	clear	None
1225	2.0		44.61	18.4	3.26	187.6	6.44	-21.2	84.66		
1230	2.5		44.89	18.3	2.56	186.4	6.43	-20.3	73.05		
1235	3.0		45.11	18.4	2.33	186.4	6.43	-20.1	52.87		
1240	3.5		45.35	18.6	2.26	186.9	6.42	-19.8	43.87		
1245	4.0		45.50	18.6	2.11	186.7	6.42	-18.7	33.15		
1250	4.5		45.56	19.0	2.23	188.3	6.42	-19.1	23.63		
1255	5.0		45.61	18.6	2.20	187.3	6.42	-18.6	22.32		
1300	5.5		45.65	18.8	2.09	188.3	6.42	-19.0	20.49		

Mike deKLL 5/31/22

WELL CAPACITY (Gallons Per Foot): **0.75"** = 0.02; **1"** = 0.04; **1.25"** = 0.06; **2"** = 0.16; **3"** = 0.37; **4"** = 0.65; **5"** = 1.02; **6"** = 1.47; **12"** = 5.88

SAMPLING DATA

SAMPLED BY (PRINT) / AFFILIATION: Mike deKozlowski / AECOM	SAMPLER(S) SIGNATURE(S): Mike deKozlowski	SAMPLE TIME: 1310
PUMP OR TUBING DEPTH IN WELL (feet): 55'	TUBING MATERIAL CODE: LDPE	FIELD-FILTERED: Y (N) Filtration Equipment Type: -- FILTER SIZE: -- µm

FIELD DECONTAMINATION: PUMP (Y) N TUBING Y (N (replaced)) DUPLICATE: Y (N)

SAMPLE CONTAINER SPECIFICATION				SAMPLE PRESERVATION (including wet ice)			INTENDED ANALYSIS AND/OR METHOD	SAMPLING EQUIPMENT CODE	SAMPLE PUMP FLOW RATE (gal per minute)
SAMPLE ID CODE	# CONTAINERS	MATERIAL CODE	VOLUME	PRESERVATIVE USED	TOTAL VOL ADDED IN FIELD (mL)	FINAL pH			
MW-50	4	AG	40 mL	HCl	40 mL x 4	6.42	6200	ESP	0.1
|	3	AG	40 mL	HCl	40 mL x 3	|	VPH	|	|
|	1	PP	250 mL	HNO_3	250 mL	|	Lead by 6010	|	|

REMARKS:

MATERIAL CODES: **AG** = Amber Glass; **CG** = Clear Glass; **HDPE** = High Density Polyethylene; **LDPE** = Low Density Polyethylene; **PP** = Polypropylene; **S** = Silicone; **T** = Teflon; **O** = Other (Specify)

SAMPLING EQUIPMENT CODES: **APP** = After (Through) Peristaltic Pump; **B** = Bailer; **BP** = Bladder Pump; **ESP** = Electric Submersible Pump; **RFPP** = Reverse Flow Peristaltic Pump; **SM** = Straw Method (Tubing Gravity Drain); **O** = Other (Specify)

GROUNDWATER SAMPLING LOG

SITE NAME: 2020-L1-2448 Incident	SITE LOCATION: Huntersville, NC	PROJECT NUMBER: 60674226	WELL NAME: MW-51	DATE: 5/31/22

WELL DIAMETER (inches): 4	TUBING DIAMETER (inches): 3/8	WELL SCREEN INTERVAL DEPTH: 31.00 ft. to 48.50 ft.	DEPTH TO WATER (feet): 43.49	PUMP TYPE OR BAILER: Monsoon

1 WELL VOLUME = (TD-DTW) x WELL CAPACITY

(48.50 ft. - 43.49 ft.) x 0.65 gal./ft. = 3.25 gallons

3 WELL VOLUMES = 1 WELL VOLUME X 3

3.25 gallons x 3 = 9.8 gallons

PUMP DEPTH IN WELL (feet): 47	PURGING INITIATED AT: 0918	PURGING ENDED AT: 1000	TOTAL VOLUME PURGED (gallons): 3.5

EQUIPMENT INFORMATION WATER QUALITY METER	MAKE/MODEL: YSI Pro Plus	SERIAL #: 15B102269
EQUIPMENT INFORMATION OIL/WATER INTERFACE PROBE	MAKE/MODEL: HERON	SERIAL #: 8344

TIME	VOLUME PURGED (gallons)	PURGE RATE (gpm)	DEPTH TO WATER (feet)	TEMP. (°C)	DO (mg/L)	COND. (µS/cm)	pH (standard units)	ORP (mV)	TURB. (NTU)	COLOR (describe)	ODOR (describe)
STABILIZATION CRITERIA:			<0.3 ft. drawdown	within 3%	within 10% or <0.5 mg/L	within 3%	±0.1 unit	±10 mV	within 10% or <5 NTU	--	--
0920	0	0.1	43.73	18.9	5.63	334.9	6.10	89.0	23.13	Cloudy	None
0925	0.5	0.1	43.73	19.1	5.71	336.3	6.10	86.7	30.22	Cloudy	None
0930	1.0	0.1	43.73	19.4	5.35	337.8	6.21	85.1	29.63	Cloudy	None
0935	1.5	0.1	43.73	19.4	5.37	335.4	6.27	83.6	28.51	Cloudy	None
0940	2.0	0.1	43.73	19.4	5.24	335.4	6.30	84.2	28.36	Cloudy	None
0945	2.5	0.1	43.73	19.5	5.19	335.1	6.20	85.8	28.09	Cloudy	None
0950	3	0.1	43.73	19.1	5.28	330.9	6.24	84.2	28.31	Cloudy	None

WELL CAPACITY (Gallons Per Foot): **0.75"** = 0.02; **1"** = 0.04; **1.25"** = 0.06; **2"** = 0.16; **3"** = 0.37; **4"** = 0.65; **5"** = 1.02; **6"** = 1.47; **12"** = 5.88

SAMPLING DATA

SAMPLED BY (PRINT) / AFFILIATION: Erik Rygel	SAMPLER(S) SIGNATURE(S):	SAMPLE TIME: 0955

PUMP OR TUBING DEPTH IN WELL (feet): 47	TUBING MATERIAL CODE: LDPE	FIELD-FILTERED: Y (N) Filtration Equipment Type: --	FILTER SIZE: -- µm

FIELD DECONTAMINATION: PUMP (Y) N TUBING Y (N replaced) DUPLICATE: Y (N)

SAMPLE CONTAINER SPECIFICATION				SAMPLE PRESERVATION (including wet ice)			INTENDED ANALYSIS AND/OR METHOD	SAMPLING EQUIPMENT CODE	SAMPLE PUMP FLOW RATE (gal per minute)
SAMPLE ID CODE	# CONTAINERS	MATERIAL CODE	VOLUME	PRESERVATIVE USED	TOTAL VOL ADDED IN FIELD (mL)	FINAL pH			
MW-51	4	AG	40 mL	HCl	40 mL x 4	6.24	6200	ESP	0.1
MW-51	3	AG	40 mL	HCl	40 mL x 3	6.24	VPH	ESP	0.1
MW-51	1	PP	250 mL	HNO_3	250 mL	6.24	Lead by 6010	ESP	0.1

REMARKS: All parameters stabilized, High turbidity

MATERIAL CODES: **AG** = Amber Glass; **CG** = Clear Glass; **HDPE** = High Density Polyethylene; **LDPE** = Low Density Polyethylene; **PP** = Polypropylene; **S** = Silicone; **T** = Teflon; **O** = Other (Specify)

SAMPLING EQUIPMENT CODES: **APP** = After (Through) Peristaltic Pump; **B** = Bailer; **BP** = Bladder Pump; **ESP** = Electric Submersible Pump; **RFPP** = Reverse Flow Peristaltic Pump; **SM** = Straw Method (Tubing Gravity Drain); **O** = Other (Specify)

GROUNDWATER SAMPLING LOG

SITE NAME: 2020-L1-2448 Incident	SITE LOCATION: Huntersville, NC	PROJECT NUMBER: 60674226	WELL NAME: MW-S3	DATE: 6-2-22

WELL DIAMETER (inches): 4	TUBING DIAMETER (inches):	WELL SCREEN INTERVAL DEPTH: 42.99 ft. to 62.99 ft.	DEPTH TO WATER (feet): 35.86	PUMP TYPE OR BAILER: Monsoon XL

1 WELL VOLUME = (TD-DTW) x WELL CAPACITY

(62.99 ft. - 35.86 ft.) x 0.65 gal./ft. = 17.63 gallons

3 WELL VOLUMES = 1 WELL VOLUME X 3

17.63 gallons x 3 = 52.90 gallons

PUMP DEPTH IN WELL (feet): 53	PURGING INITIATED AT: 0905	PURGING ENDED AT: 0925	TOTAL VOLUME PURGED (gallons): 1.2

EQUIPMENT INFORMATION WATER QUALITY METER	MAKE/MODEL: YSI PRO+ SERIAL #: 16F100208	EQUIPMENT INFORMATION OIL/WATER INTERFACE PROBE	MAKE/MODEL: Heron SERIAL #: 8003 IFP

TIME	VOLUME PURGED (gallons)	PURGE RATE (gpm)	DEPTH TO WATER (feet)	TEMP. (°C)	DO (mg/L)	COND. (µS/cm)	pH (standard units)	ORP (mV)	TURB. (NTU)	COLOR (describe)	ODOR (describe)
STABILIZATION CRITERIA:			<0.3 ft. drawdown	within 3%	within 10% or <0.5 mg/L	within 3%	±0.1 unit	±10 mV	within 10% or <5 NTU	--	--
0915	0.6	0.06	36.76	16.6	7.97	213.6	6.03	80.2	3.98	Clear	None
0920	0.9	"	36.90	16.8	7.75	213.5	6.03	78.6	2.61	"	"
0925	1.2	"	36.97	17.0	7.54	214.1	6.10	73.1	2.69	"	"

WELL CAPACITY (Gallons Per Foot): **0.75"** = 0.02; **1"** = 0.04; **1.25"** = 0.06; **2"** = 0.16; **3"** = 0.37; **4"** = 0.65; **5"** = 1.02; **6"** = 1.47; **12"** = 5.88

SAMPLING DATA

SAMPLED BY (PRINT) / AFFILIATION: Sam Moore / AECOM	SAMPLER(S) SIGNATURE(S):	SAMPLE TIME: 0930

PUMP OR TUBING DEPTH IN WELL (feet): 53	TUBING MATERIAL CODE: LDPE	FIELD-FILTERED: Y (N) Filtration Equipment Type: --	FILTER SIZE: -- µm

FIELD DECONTAMINATION: PUMP (Y) N TUBING Y (N) (replaced) DUPLICATE: Y (N)

SAMPLE CONTAINER SPECIFICATION				SAMPLE PRESERVATION (including wet ice)			INTENDED ANALYSIS AND/OR METHOD	SAMPLING EQUIPMENT CODE	SAMPLE PUMP FLOW RATE (gal per minute)
SAMPLE ID CODE	# CONTAINERS	MATERIAL CODE	VOLUME	PRESERVATIVE USED	TOTAL VOL ADDED IN FIELD (mL)	FINAL pH			
MW-S3	4	AG	40 mL	HCl	40 mL x 4	6.10	6200	ESP	0.06
"	3	AG	40 mL	HCl	40 mL x 3	"	VPH	"	"
"	1	PP	250 mL	HNO_3	250 mL	"	Lead by 6010	"	"

REMARKS: Well stabilized before 3 well volumes purged.

MATERIAL CODES: **AG** = Amber Glass; **CG** = Clear Glass; **HDPE** = High Density Polyethylene; **LDPE** = Low Density Polyethylene; **PP** = Polypropylene; **S** = Silicone; **T** = Teflon; **O** = Other (Specify)

SAMPLING EQUIPMENT CODES: **APP** = After (Through) Peristaltic Pump; **B** = Bailer; **BP** = Bladder Pump; **ESP** = Electric Submersible Pump; **RFPP** = Reverse Flow Peristaltic Pump; **SM** = Straw Method (Tubing Gravity Drain); **O** = Other (Specify)

GROUNDWATER SAMPLING LOG

SITE NAME: 2020-L1-2448 Incident	SITE LOCATION: Huntersville, NC	PROJECT NUMBER: 60674226	WELL NAME: MW-55	DATE: 6/03/22

WELL DIAMETER (inches): 4"	TUBING DIAMETER (inches): 3/8"	WELL SCREEN INTERVAL DEPTH: ft. to 65.30 ft.	DEPTH TO WATER (feet): 59.28	PUMP TYPE OR BAILER: Monsoon XL

1 WELL VOLUME = (TD-DTW) x WELL CAPACITY

(65.30 ft. - 59.28 ft.) x 0.65 gal./ft. = 3.91 gallons

3 WELL VOLUMES = 1 WELL VOLUME X 3

3.91 gallons x 3 = 10. gallons

PUMP DEPTH IN WELL (feet): 64'	PURGING INITIATED AT: 1040	PURGING ENDED AT: 1100	TOTAL VOLUME PURGED (gallons): 4.0

EQUIPMENT INFORMATION WATER QUALITY METER	MAKE/MODEL: YSI Pro Plus	SERIAL #: 18K102303
EQUIPMENT INFORMATION OIL/WATER INTERFACE PROBE	MAKE/MODEL: Heron H.Oil	SERIAL #: 01-8347

TIME	VOLUME PURGED (gallons)	PURGE RATE (gpm)	DEPTH TO WATER (feet)	TEMP. (°C)	DO (mg/L)	COND. (µS/cm)	pH (standard units)	ORP (mV)	TURB. (NTU)	COLOR (describe)	ODOR (describe)
STABILIZATION CRITERIA:			<0.3 ft. drawdown	within 3%	within 10% or <0.5 mg/L	within 3%	±0.1 unit	±10 mV	within 10% or <5 NTU	--	--
1315	4.0	N/A	62.28	25.1	6.43	300.1	6.35	8.8	279.9	cloudy	Strong

Mike de Kozlowski 6/3/22

WELL CAPACITY (Gallons Per Foot): **0.75"** = 0.02; **1"** = 0.04; **1.25"** = 0.06; **2"** = 0.16; **3"** = 0.37; **4"** = 0.65; **5"** = 1.02; **6"** = 1.47; **12"** = 5.88

SAMPLING DATA

SAMPLED BY (PRINT) / AFFILIATION: Mike de Kozlowski / AECOM	SAMPLER(S) SIGNATURE(S): Mike de Kozlowski	SAMPLE TIME: 1315
PUMP OR TUBING DEPTH IN WELL (feet): 64'	TUBING MATERIAL CODE: LDPE	FIELD-FILTERED: Y (N) Filtration Equipment Type: -- FILTER SIZE: -- µm
FIELD DECONTAMINATION: PUMP (Y) N TUBING Y (N (replaced))		DUPLICATE: Y (N)

SAMPLE CONTAINER SPECIFICATION				SAMPLE PRESERVATION (including wet ice)			INTENDED ANALYSIS AND/OR METHOD	SAMPLING EQUIPMENT CODE	SAMPLE PUMP FLOW RATE (gal per minute)
SAMPLE ID CODE	# CONTAINERS	MATERIAL CODE	VOLUME	PRESERVATIVE USED	TOTAL VOL ADDED IN FIELD (mL)	FINAL pH			
MW-55	4	AG	40 mL	HCl	40 mL x 4	6.35	6200	B	N/A
|	3	AG	40 mL	HCl	40 mL x 3	|	VPH	|	|
|	1	PP	250 mL	HNO_3	250 mL	|	Lead by 6010	|	|

REMARKS: Very turbid, lots of sediment. Well was pumped bypassing WQM to avoid damaging probe sensors. When water cleared up and was connected to WQM the well went dry before parameters were recorded. Sample collected via bailer after recharge. Dry @ 1100 after 4.0 gal purge

MATERIAL CODES: **AG** = Amber Glass; **CG** = Clear Glass; **HDPE** = High Density Polyethylene; **LDPE** = Low Density Polyethylene; **PP** = Polypropylene; **S** = Silicone; **T** = Teflon; **O** = Other (Specify)

SAMPLING EQUIPMENT CODES: **APP** = After (Through) Peristaltic Pump; **B** = Bailer; **BP** = Bladder Pump; **ESP** = Electric Submersible Pump; **RFPP** = Reverse Flow Peristaltic Pump; **SM** = Straw Method (Tubing Gravity Drain); **O** = Other (Specify)

GROUNDWATER SAMPLING LOG

SITE NAME: 2020-L1-2448 Incident	SITE LOCATION: Huntersville, NC	PROJECT NUMBER: 60674226	WELL NAME: MW-56	DATE: 6/02/22

WELL DIAMETER (inches): 2"	TUBING DIAMETER (inches): 3/8"	WELL SCREEN INTERVAL DEPTH: 13.26 ft. to 43.26 ft.	DEPTH TO WATER (feet): 13.93	PUMP TYPE OR BAILER: Monsoon XL

1 WELL VOLUME = (TD-DTW) x WELL CAPACITY

(43.26 ft. - 13.93 ft.) x 0.16 gal./ft. = 4.69 gallons

3 WELL VOLUMES = 1 WELL VOLUME X 3

4.69 gallons x 3 = 14.07 gallons

PUMP DEPTH IN WELL (feet): 25'	PURGING INITIATED AT: 1000	PURGING ENDED AT: 1030	TOTAL VOLUME PURGED (gallons): 0.84

EQUIPMENT INFORMATION WATER QUALITY METER	MAKE/MODEL: YSI Pro Plus	SERIAL #: 18K102303
EQUIPMENT INFORMATION OIL/WATER INTERFACE PROBE	MAKE/MODEL: Heron H.Oil	SERIAL #: 01-8347

TIME	VOLUME PURGED (gallons)	PURGE RATE (gpm)	DEPTH TO WATER (feet)	TEMP. (°C)	DO (mg/L)	COND. (µS/cm)	pH (standard units)	ORP (mV)	TURB. (NTU)	COLOR (describe)	ODOR (describe)
STABILIZATION CRITERIA:			<0.3 ft. drawdown	within 3%	within 10% or <0.5 mg/L	within 3%	±0.1 unit	±10 mV	within 10% or <5 NTU	--	--
1010	0.42	0.042	14.39	16.8	7.72	142.4	6.43	172.3	2.79	clear	None
1015	0.63	"	14.45	16.4	7.68	140.9	6.41	172.4	1.79	"	"
1020	0.84	"	14.51	16.3	7.45	140.1	6.40	171.6	2.70	"	"

Mike de Kozlowski 6/2/22

WELL CAPACITY (Gallons Per Foot): **0.75"** = 0.02; **1"** = 0.04; **1.25"** = 0.06; **2"** = 0.16; **3"** = 0.37; **4"** = 0.65; **5"** = 1.02; **6"** = 1.47; **12"** = 5.88

SAMPLING DATA

SAMPLED BY (PRINT) / AFFILIATION: Mike de Kozlowski / AECOM	SAMPLER(S) SIGNATURE(S): Mike de Kozlowski	SAMPLE TIME: 1030
PUMP OR TUBING DEPTH IN WELL (feet): 25'	TUBING MATERIAL CODE: LDPE	FIELD-FILTERED: Y (N) Filtration Equipment Type: -- FILTER SIZE: -- µm

FIELD DECONTAMINATION: PUMP (Y) N TUBING Y (N (replaced)) DUPLICATE: (Y) N

SAMPLE CONTAINER SPECIFICATION				SAMPLE PRESERVATION (including wet ice)			INTENDED ANALYSIS AND/OR METHOD	SAMPLING EQUIPMENT CODE	SAMPLE PUMP FLOW RATE (gal per minute)
SAMPLE ID CODE	# CONTAINERS	MATERIAL CODE	VOLUME	PRESERVATIVE USED	TOTAL VOL ADDED IN FIELD (mL)	FINAL pH			
MW-56	4	AG	40 mL	HCl	40 mL x 4	6.40	6200	ESP	0.042
"	3	AG	40 mL	HCl	40 mL x 3	"	VPH	"	"
"	1	PP	250 mL	HNO_3	250 mL	"	Lead by 6010	"	"

REMARKS:

DUP-2-20220602 collected

MATERIAL CODES: **AG** = Amber Glass; **CG** = Clear Glass; **HDPE** = High Density Polyethylene; **LDPE** = Low Density Polyethylene; **PP** = Polypropylene; **S** = Silicone; **T** = Teflon; **O** = Other (Specify)

SAMPLING EQUIPMENT CODES: **APP** = After (Through) Peristaltic Pump; **B** = Bailer; **BP** = Bladder Pump; **ESP** = Electric Submersible Pump; **RFPP** = Reverse Flow Peristaltic Pump; **SM** = Straw Method (Tubing Gravity Drain); **O** = Other (Specify)

GROUNDWATER SAMPLING LOG

SITE NAME: 2020-L1-2448 Incident	SITE LOCATION: Huntersville, NC	PROJECT NUMBER: 60674226	WELL NAME: MW-57	DATE: 6/02/22

WELL DIAMETER (inches): 4"	TUBING DIAMETER (inches): 3/8"	WELL SCREEN INTERVAL DEPTH: 13.24 ft. to 48.24 ft.	DEPTH TO WATER (feet): 16.53	PUMP TYPE OR BAILER: Monsoon XL

1 WELL VOLUME = (TD-DTW) x WELL CAPACITY	3 WELL VOLUMES = 1 WELL VOLUME X 3
(48.24 ft. - 16.53 ft.) x 0.65 gal./ft. = 20.61 gallons	20.61 gallons x 3 = 61.83 gallons

PUMP DEPTH IN WELL (feet): 25'	PURGING INITIATED AT: 1110	PURGING ENDED AT: 1145	TOTAL VOLUME PURGED (gallons): 1.66

EQUIPMENT INFORMATION WATER QUALITY METER	MAKE/MODEL: YSI Pro Plus	SERIAL #: 18K102303
EQUIPMENT INFORMATION OIL/WATER INTERFACE PROBE	MAKE/MODEL: Heron H.Oil	SERIAL #: 01-8347

TIME	VOLUME PURGED (gallons)	PURGE RATE (gpm)	DEPTH TO WATER (feet)	TEMP. (°C)	DO (mg/L)	COND. (µS/cm)	pH (standard units)	ORP (mV)	TURB. (NTU)	COLOR (describe)	ODOR (describe)
STABILIZATION CRITERIA:			<0.3 ft. drawdown	within 3%	within 10% or <0.5 mg/L	within 3%	±0.1 unit	±10 mV	within 10% or <5 NTU	--	--
1125	1.0	0.066	16.74	16.5	7.35	145.5	6.25	198.4	1.34	clear	None
1130	1.33	|	16.81	16.6	7.16	145.6	6.26	197.9	1.23	|	|
1135	1.66	|	16.83	16.5	6.95	145.0	6.25	198.2	1.28	|	|

Mike de Kozl 6/2/22

WELL CAPACITY (Gallons Per Foot): **0.75"** = 0.02; **1"** = 0.04; **1.25"** = 0.06; **2"** = 0.16; **3"** = 0.37; **4"** = 0.65; **5"** = 1.02; **6"** = 1.47; **12"** = 5.88

SAMPLING DATA

SAMPLED BY (PRINT) / AFFILIATION: Mike de Kozlowski / AECOM	SAMPLER(S) SIGNATURE(S): Mike de Kozlowski	SAMPLE TIME: 1145

PUMP OR TUBING DEPTH IN WELL (feet): 25'	TUBING MATERIAL CODE: LDPE	FIELD-FILTERED: Y (N) Filtration Equipment Type: --	FILTER SIZE: -- µm

FIELD DECONTAMINATION: PUMP (Y) N TUBING Y (N (replaced)) DUPLICATE: Y (N)

SAMPLE CONTAINER SPECIFICATION				SAMPLE PRESERVATION (including wet ice)			INTENDED ANALYSIS AND/OR METHOD	SAMPLING EQUIPMENT CODE	SAMPLE PUMP FLOW RATE (gal per minute)
SAMPLE ID CODE	# CONTAINERS	MATERIAL CODE	VOLUME	PRESERVATIVE USED	TOTAL VOL ADDED IN FIELD (mL)	FINAL pH			
MW-57	4	AG	40 mL	HCl	40 mL x 4	6.25	6200	ESP	0.066
|	3	AG	40 mL	HCl	40 mL x 3	|	VPH	|	|
|	1	PP	250 mL	HNO_3	250 mL	|	Lead by 6010	|	|

REMARKS:

MATERIAL CODES: **AG** = Amber Glass; **CG** = Clear Glass; **HDPE** = High Density Polyethylene; **LDPE** = Low Density Polyethylene; **PP** = Polypropylene; **S** = Silicone; **T** = Teflon; **O** = Other (Specify)

SAMPLING EQUIPMENT CODES: **APP** = After (Through) Peristaltic Pump; **B** = Bailer; **BP** = Bladder Pump; **ESP** = Electric Submersible Pump; **RFPP** = Reverse Flow Peristaltic Pump; **SM** = Straw Method (Tubing Gravity Drain); **O** = Other (Specify)

GROUNDWATER SAMPLING LOG

SITE NAME: 2020-L1-2448 Incident	SITE LOCATION: Huntersville, NC	PROJECT NUMBER: 60674226	WELL NAME: MW-57D	DATE: 6/02/22

WELL DIAMETER (inches): 2"	TUBING DIAMETER (inches): 3/8"	WELL SCREEN INTERVAL DEPTH: 101.46 ft. to 111.46 ft.	DEPTH TO WATER (feet): 16.73	PUMP TYPE OR BAILER: Monsoon XL

1 WELL VOLUME = (TD-DTW) x WELL CAPACITY

(111.46 ft. - 16.73 ft.) x 0.16 gal./ft. = 15.16 gallons

3 WELL VOLUMES = 1 WELL VOLUME X 3

15.16 gallons x 3 = 45.48 gallons

PUMP DEPTH IN WELL (feet): 105'	PURGING INITIATED AT: 1215	PURGING ENDED AT: 1340	TOTAL VOLUME PURGED (gallons): 3.0

EQUIPMENT INFORMATION WATER QUALITY METER	MAKE/MODEL: YSI Pro Plus	SERIAL #: 18K102303
EQUIPMENT INFORMATION OIL/WATER INTERFACE PROBE	MAKE/MODEL: Heron H.Oil	SERIAL #: 01-8347

TIME	VOLUME PURGED (gallons)	PURGE RATE (gpm)	DEPTH TO WATER (feet)	TEMP. (°C)	DO (mg/L)	COND. (µS/cm)	pH (standard units)	ORP (mV)	TURB. (NTU)	COLOR (describe)	ODOR (describe)
STABILIZATION CRITERIA:			<0.3 ft. drawdown	within 3%	within 10% or <0.5 mg/L	within 3%	±0.1 unit	±10 mV	within 10% or <5 NTU	--	--
1235	0.8	0.04	20.07	18.7	6.23	240.2	9.53	71.1	216.6	cloudy	None
1240	1.0		21.57	18.8	4.55	240.0	9.49	64.5	176.2		
1245	1.2		23.12	18.8	4.04	238.8	9.44	56.9	134.2		
1250	1.4		23.87	18.7	3.88	238.0	9.41	51.6	100.4	clear	
1255	1.6		24.21	18.7	3.85	237.5	9.38	47.0	81.86		
1300	1.8		24.64	18.7	3.64	237.2	9.37	44.7	70.76		
1305	2.0		25.12	18.4	3.42	235.2	9.35	41.4	56.81		
1310	2.2		25.87	18.3	3.43	234.4	9.34	40.0	48.00		
1315	2.4		26.59	18.4	3.24	234.1	9.34	37.6	40.02		
1320	2.6		27.52	18.4	3.13	233.7	9.34	35.4	34.63		
1325	2.8		27.99	18.4	3.08	234.1	9.33	34.2	32.07		
1330	3.0		28.32	18.5	2.98	234.0	9.32	31.5	33.41		

Mike de Kozlowski 6/2/22

WELL CAPACITY (Gallons Per Foot): **0.75"** = 0.02; **1"** = 0.04; **1.25"** = 0.06; **2"** = 0.16; **3"** = 0.37; **4"** = 0.65; **5"** = 1.02; **6"** = 1.47; **12"** = 5.88

SAMPLING DATA

SAMPLED BY (PRINT) / AFFILIATION: Mike de Kozlowski / AECOM	SAMPLER(S) SIGNATURE(S): Mike de Kozlowski	SAMPLE TIME: 1340
PUMP OR TUBING DEPTH IN WELL (feet): 105'	TUBING MATERIAL CODE: LDPE	FIELD-FILTERED: Y (N) Filtration Equipment Type: -- FILTER SIZE: -- µm

FIELD DECONTAMINATION: PUMP (Y) N TUBING Y (N (replaced)) DUPLICATE: Y (N)

SAMPLE CONTAINER SPECIFICATION				SAMPLE PRESERVATION (including wet ice)					
SAMPLE ID CODE	# CONTAINERS	MATERIAL CODE	VOLUME	PRESERVATIVE USED	TOTAL VOL ADDED IN FIELD (mL)	FINAL pH	INTENDED ANALYSIS AND/OR METHOD	SAMPLING EQUIPMENT CODE	SAMPLE PUMP FLOW RATE (gal per minute)
MW-57D	4	AG	40 mL	HCl	40 mL x 4	9.33	6200	ESP	0.04
|	3	AG	40 mL	HCl	40 mL x 3	|	VPH	|	|
|	1	PP	250 mL	HNO_3	250 mL	|	Lead by 6010	|	|

REMARKS:

MATERIAL CODES: **AG** = Amber Glass; **CG** = Clear Glass; **HDPE** = High Density Polyethylene; **LDPE** = Low Density Polyethylene; **PP** = Polypropylene; **S** = Silicone; **T** = Teflon; **O** = Other (Specify)

SAMPLING EQUIPMENT CODES: **APP** = After (Through) Peristaltic Pump; **B** = Bailer; **BP** = Bladder Pump; **ESP** = Electric Submersible Pump; **RFPP** = Reverse Flow Peristaltic Pump; **SM** = Straw Method (Tubing Gravity Drain); **O** = Other (Specify)

GROUNDWATER SAMPLING LOG

SITE NAME: 2020-L1-2448 Incident	SITE LOCATION: Huntersville, NC	PROJECT NUMBER: 60674226	WELL NAME: MW-58	DATE: 6/3/2022

WELL DIAMETER (inches): 4	TUBING DIAMETER (inches): 3/8	WELL SCREEN INTERVAL DEPTH: 25 ft. to 52.75 ft.	DEPTH TO WATER (feet): 36.34	PUMP TYPE OR BAILER: monsoon pump

1 WELL VOLUME = (TD-DTW) x WELL CAPACITY

(52.75 ft. - 36.34 ft.) x 0.65 gal./ft. = 10.67 gallons

3 WELL VOLUMES = 1 WELL VOLUME X 3

10.67 gallons x 3 = 32 gallons

PUMP DEPTH IN WELL (feet): 51.75	PURGING INITIATED AT: 1130	PURGING ENDED AT: 1215	TOTAL VOLUME PURGED (gallons): 4.5

EQUIPMENT INFORMATION WATER QUALITY METER — MAKE/MODEL: YSI ProPlus; SERIAL #: 15C1D4375

EQUIPMENT INFORMATION OIL/WATER INTERFACE PROBE — MAKE/MODEL: Heron H-Dil; SERIAL #: DI-8345

TIME	VOLUME PURGED (gallons)	PURGE RATE (gpm)	DEPTH TO WATER (feet)	TEMP. (°C)	DO (mg/L)	COND. (µS/cm)	pH (standard units)	ORP (mV)	TURB. (NTU)	COLOR (describe)	ODOR (describe)
STABILIZATION CRITERIA:			<0.3 ft. drawdown	within 3%	within 10% or <0.5 mg/L	within 3%	±0.1 unit	±10 mV	within 10% or <5 NTU	--	--
1130	0	0.1	36.34	16.5	8.96	117.3	6.22	135.1	68.62	clear	none
1135	0.5		36.97	16.3	7.20	116.6	6.22	134.7	46.26		
1140	1.0		37.21	16.4	6.67	116.6	6.20	137.7	31.11		
1145	1.5		37.36	16.5	6.66	116.4	6.19	144.0	32.02		
1150	2.0		37.57	16.7	6.31	116.9	6.19	146.5	26.29		
1155	2.5		37.72	16.8	6.18	116.9	6.18	149.2	21.79		
1200	3.0		37.86	16.6	6.26	116.1	6.17	151.4	15.47		
1205	3.5		38.01	16.8	6.08	116.5	6.17	152.9	13.60		
1210	4.0		38.15	16.7	6.07	116.2	6.17	155.4	14.20		
1215	4.5		38.28	16.5	6.05	115.5	6.16	158.2	13.20		

WELL CAPACITY (Gallons Per Foot): **0.75"** = 0.02; **1"** = 0.04; **1.25"** = 0.06; **2"** = 0.16; **3"** = 0.37; **4"** = 0.65; **5"** = 1.02; **6"** = 1.47; **12"** = 5.88

SAMPLING DATA

SAMPLED BY (PRINT) / AFFILIATION: Emily Love / AECOM	SAMPLER(S) SIGNATURE(S): Emily L. Love	SAMPLE TIME: 1215

PUMP OR TUBING DEPTH IN WELL (feet): 51.75	TUBING MATERIAL CODE: LDPE	FIELD-FILTERED: Y (N) Filtration Equipment Type: --	FILTER SIZE: -- µm

FIELD DECONTAMINATION: PUMP (Y) N TUBING Y (N replaced) DUPLICATE: Y (N)

SAMPLE CONTAINER SPECIFICATION				SAMPLE PRESERVATION (including wet ice)			INTENDED ANALYSIS AND/OR METHOD	SAMPLING EQUIPMENT CODE	SAMPLE PUMP FLOW RATE (gal per minute)
SAMPLE ID CODE	# CONTAINERS	MATERIAL CODE	VOLUME	PRESERVATIVE USED	TOTAL VOL ADDED IN FIELD (mL)	FINAL pH			
MW-58	4	AG	40 mL	HCl	40 mL x 4	6.16	6200	ESP	0.1
	3	AG	40 mL	HCl	40 mL x 3		VPH		
	1	PP	250 mL	HNO_3	250 mL		Lead by 6010		

REMARKS:

MATERIAL CODES: **AG** = Amber Glass; **CG** = Clear Glass; **HDPE** = High Density Polyethylene; **LDPE** = Low Density Polyethylene; **PP** = Polypropylene; **S** = Silicone; **T** = Teflon; **O** = Other (Specify)

SAMPLING EQUIPMENT CODES: **APP** = After (Through) Peristaltic Pump; **B** = Bailer; **BP** = Bladder Pump; **ESP** = Electric Submersible Pump; **RFPP** = Reverse Flow Peristaltic Pump; **SM** = Straw Method (Tubing Gravity Drain); **O** = Other (Specify)

GROUNDWATER SAMPLING LOG

SITE NAME: 2020-L1-2448 Incident	SITE LOCATION: Huntersville, NC	PROJECT NUMBER: 60674226	WELL NAME: MW-59	DATE: 6/2/22

WELL DIAMETER (inches): 2	TUBING DIAMETER (inches): 3/8	WELL SCREEN INTERVAL DEPTH: 30.0 ft. to 56.45 ft.	DEPTH TO WATER (feet): 39.0	PUMP TYPE OR BAILER: MONSOON

1 WELL VOLUME = (TD-DTW) x WELL CAPACITY

(56.45 ft. - 39.0 ft.) x 0.05 gal./ft. = 11.34 gallons

3 WELL VOLUMES = 1 WELL VOLUME X 3

11.34 gallons x 3 = 34.02 gallons

PUMP DEPTH IN WELL (feet): 50	PURGING INITIATED AT: 1445	PURGING ENDED AT: 1510	TOTAL VOLUME PURGED (gallons):

EQUIPMENT INFORMATION WATER QUALITY METER — MAKE/MODEL: YSI — SERIAL #: 15C101916

EQUIPMENT INFORMATION OIL/WATER INTERFACE PROBE — MAKE/MODEL: Heron — SERIAL #: 01-7799

TIME	VOLUME PURGED (gallons)	PURGE RATE (gpm)	DEPTH TO WATER (feet)	TEMP. (°C)	DO (mg/L)	COND. (µS/cm)	pH (standard units)	ORP (mV)	TURB. (NTU)	COLOR (describe)	ODOR (describe)
STABILIZATION CRITERIA:			<0.3 ft. drawdown	within 3%	within 10% or <0.5 mg/L	within 3%	±0.1 unit	±10 mV	within 10% or <5 NTU	--	--
1445	0	0.1	34.0	17.2	6.53	114.7	6.36	70.2	110.5	clear	none
1450	0.5	"	33.8	17.8	6.72	114.5	6.37	75.3	143.6	"	"
1455	1.0	"	33.72	16.9	6.77	114.0	6.33	65.3	152.5	"	"
1500	1.5	"	33.70	16.9	6.71	113.8	6.34	65.5	48.92	"	"
1505	2.0	"	32.54	16.9	6.21	113.9	6.32	65.4	52.35	"	"
1510	2.5	"	32.50	16.8	6.00	114.8	6.34	68.9	42.51	"	"

WELL CAPACITY (Gallons Per Foot): **0.75"** = 0.02; **1"** = 0.04; **1.25"** = 0.06; **2"** = 0.16; **3"** = 0.37; **4"** = 0.65; **5"** = 1.02; **6"** = 1.47; **12"** = 5.88

SAMPLING DATA

SAMPLED BY (PRINT) / AFFILIATION: ERICA DUNCAN	SAMPLER(S) SIGNATURE(S):	SAMPLE TIME: 1520

PUMP OR TUBING DEPTH IN WELL (feet):	TUBING MATERIAL CODE: LDPE	FIELD-FILTERED: Y (N) Filtration Equipment Type: --	FILTER SIZE: -- µm

FIELD DECONTAMINATION: PUMP (Y) N TUBING Y (N) (replaced) DUPLICATE: Y (N)

SAMPLE CONTAINER SPECIFICATION				SAMPLE PRESERVATION (including wet ice)			INTENDED ANALYSIS AND/OR METHOD	SAMPLING EQUIPMENT CODE	SAMPLE PUMP FLOW RATE (gal per minute)
SAMPLE ID CODE	# CONTAINERS	MATERIAL CODE	VOLUME	PRESERVATIVE USED	TOTAL VOL ADDED IN FIELD (mL)	FINAL pH			
	4	AG	40 mL	HCl	40 mL x 4		6200	ESP	0.1
"	3	AG	40 mL	HCl	40 mL x 3		VPH	"	"
"	1	PP	250 mL	HNO_3	250 mL		Lead by 6010	"	"

REMARKS:

MATERIAL CODES: **AG** = Amber Glass; **CG** = Clear Glass; **HDPE** = High Density Polyethylene; **LDPE** = Low Density Polyethylene; **PP** = Polypropylene; **S** = Silicone; **T** = Teflon; **O** = Other (Specify)

SAMPLING EQUIPMENT CODES: **APP** = After (Through) Peristaltic Pump; **B** = Bailer; **BP** = Bladder Pump; **ESP** = Electric Submersible Pump; **RFPP** = Reverse Flow Peristaltic Pump; **SM** = Straw Method (Tubing Gravity Drain); **O** = Other (Specify)

GROUNDWATER SAMPLING LOG

SITE NAME: 2020-L1-2448 Incident	SITE LOCATION: Huntersville, NC	PROJECT NUMBER: 60674226	WELL NAME: MW-60	DATE: 5/31/22

WELL DIAMETER (inches): 4"	TUBING DIAMETER (inches): 3/8"	WELL SCREEN INTERVAL DEPTH: 27.01 ft. to 47.01 ft.	DEPTH TO WATER (feet): 37.37	PUMP TYPE OR BAILER: Monsoon XL

1 WELL VOLUME = (TD-DTW) x WELL CAPACITY

(47.01 ft. - 37.37 ft.) x 0.65 gal./ft. = 6.27 gallons

3 WELL VOLUMES = 1 WELL VOLUME X 3

6.27 gallons x 3 = 18.81 gallons

PUMP DEPTH IN WELL (feet): 42'	PURGING INITIATED AT: 0915	PURGING ENDED AT: 1015	TOTAL VOLUME PURGED (gallons): 1.50

EQUIPMENT INFORMATION WATER QUALITY METER	MAKE/MODEL: YSI Pro Plus	SERIAL #: 18K102303
EQUIPMENT INFORMATION OIL/WATER INTERFACE PROBE	MAKE/MODEL: Heron H.Oil	SERIAL #: 01-8347

TIME	VOLUME PURGED (gallons)	PURGE RATE (gpm)	DEPTH TO WATER (feet)	TEMP. (°C)	DO (mg/L)	COND. (µS/cm)	pH (standard units)	ORP (mV)	TURB. (NTU)	COLOR (describe)	ODOR (describe)
STABILIZATION CRITERIA:			<0.3 ft. drawdown	within 3%	within 10% or <0.5 mg/L	within 3%	±0.1 unit	±10 mV	within 10% or <5 NTU	--	--
0930	0.45	0.03	37.79	18.0	11.89	96.1	6.50	146.1	63.52	clear	None
0935	0.6		37.98	18.2	11.72	95.5	6.52	145.6	40.95		
0940	0.75		38.20	18.5	7.76	95.3	6.53	147.4	33.12		
0945	0.9		38.30	18.2	7.27	93.6	6.53	151.1	29.41		
0950	1.05		38.39	18.2	7.13	93.3	6.53	152.8	25.29		
0955	1.20		38.40	18.8	6.70	94.4	6.52	154.8	16.66		
1000	1.35		38.40	18.7	6.73	94.4	6.53	156.0	15.31		
1005	1.50		38.41	20.4	6.04	97.9	6.52	157.4	16.23		

Mike de Kozl 5/31/22

WELL CAPACITY (Gallons Per Foot): **0.75"** = 0.02; **1"** = 0.04; **1.25"** = 0.06; **2"** = 0.16; **3"** = 0.37; **4"** = 0.65; **5"** = 1.02; **6"** = 1.47; **12"** = 5.88

SAMPLING DATA

SAMPLED BY (PRINT) / AFFILIATION: Mike de Kozlowski / AECOM	SAMPLER(S) SIGNATURE(S): Mike de Kozlowski	SAMPLE TIME: 1015

PUMP OR TUBING DEPTH IN WELL (feet): 42'	TUBING MATERIAL CODE: LDPE	FIELD-FILTERED: Y (N) Filtration Equipment Type: --	FILTER SIZE: -- µm

FIELD DECONTAMINATION: PUMP (Y) N TUBING Y (N (replaced)) DUPLICATE: (Y) N

SAMPLE CONTAINER SPECIFICATION				SAMPLE PRESERVATION (including wet ice)			INTENDED ANALYSIS AND/OR METHOD	SAMPLING EQUIPMENT CODE	SAMPLE PUMP FLOW RATE (gal per minute)
SAMPLE ID CODE	# CONTAINERS	MATERIAL CODE	VOLUME	PRESERVATIVE USED	TOTAL VOL ADDED IN FIELD (mL)	FINAL pH			
MW-60	4	AG	40 mL	HCl	40 mL x 4	6.52	6200	ESP	0.03
|	3	AG	40 mL	HCl	40 mL x 3	|	VPH	|	|
|	1	PP	250 mL	HNO_3	250 mL	|	Lead by 6010	|	|

REMARKS:

DUP-2-20220531 collected

MATERIAL CODES: **AG** = Amber Glass; **CG** = Clear Glass; **HDPE** = High Density Polyethylene; **LDPE** = Low Density Polyethylene; **PP** = Polypropylene; **S** = Silicone; **T** = Teflon; **O** = Other (Specify)

SAMPLING EQUIPMENT CODES: **APP** = After (Through) Peristaltic Pump; **B** = Bailer; **BP** = Bladder Pump; **ESP** = Electric Submersible Pump; **RFPP** = Reverse Flow Peristaltic Pump; **SM** = Straw Method (Tubing Gravity Drain); **O** = Other (Specify)

GROUNDWATER SAMPLING LOG

SITE NAME: 2020-L1-2448 Incident	SITE LOCATION: Huntersville, NC	PROJECT NUMBER: 60674226	WELL NAME: MW-61	DATE: 6/03/22

WELL DIAMETER (inches): 4"	TUBING DIAMETER (inches): 3/8"	WELL SCREEN INTERVAL DEPTH: ft. to 70.14 ft.	DEPTH TO WATER (feet): 61.58	PUMP TYPE OR BAILER: Monsoon XL

1 WELL VOLUME = (TD-DTW) x WELL CAPACITY

(70.14 ft. - 61.58 ft.) x 0.65 gal./ft. = 5.56 gallons

3 WELL VOLUMES = 1 WELL VOLUME X 3

5.56 gallons x 3 = 16.68 gallons

PUMP DEPTH IN WELL (feet): 68'	PURGING INITIATED AT: 1125	PURGING ENDED AT: 1205	TOTAL VOLUME PURGED (gallons): 3.0

EQUIPMENT INFORMATION WATER QUALITY METER	MAKE/MODEL: YSI Pro Plus	SERIAL #: 18K102303
EQUIPMENT INFORMATION OIL/WATER INTERFACE PROBE	MAKE/MODEL: Heron H.Oil	SERIAL #: 01-8347

TIME	VOLUME PURGED (gallons)	PURGE RATE (gpm)	DEPTH TO WATER (feet)	TEMP. (°C)	DO (mg/L)	COND. (µS/cm)	pH (standard units)	ORP (mV)	TURB. (NTU)	COLOR (describe)	ODOR (describe)
STABILIZATION CRITERIA:			<0.3 ft. drawdown	within 3%	within 10% or <0.5 mg/L	within 3%	±0.1 unit	±10 mV	within 10% or <5 NTU	--	--
1145	2.0	0.1	63.82	18.3	0.67	239.0	6.65	-50.6	65.42	clear	Strong
1150	2.5	"	64.02	18.4	0.63	240.5	6.65	-49.4	63.29	"	"
1155	3.0	"	64.10	18.4	0.64	238.4	6.64	-47.3	61.55	"	"

Mike deKozlowski 6/3/22

WELL CAPACITY (Gallons Per Foot): **0.75"** = 0.02; **1"** = 0.04; **1.25"** = 0.06; **2"** = 0.16; **3"** = 0.37; **4"** = 0.65; **5"** = 1.02; **6"** = 1.47; **12"** = 5.88

SAMPLING DATA

SAMPLED BY (PRINT) / AFFILIATION: Mike deKozlowski / AECOM	SAMPLER(S) SIGNATURE(S): Mike deKozlowski	SAMPLE TIME: 1205

PUMP OR TUBING DEPTH IN WELL (feet): 68'	TUBING MATERIAL CODE: LDPE	FIELD-FILTERED: Y (N) Filtration Equipment Type: --	FILTER SIZE: -- µm

FIELD DECONTAMINATION: PUMP (Y) N TUBING Y (N (replaced)) DUPLICATE: Y (N)

SAMPLE CONTAINER SPECIFICATION				SAMPLE PRESERVATION (including wet ice)			INTENDED ANALYSIS AND/OR METHOD	SAMPLING EQUIPMENT CODE	SAMPLE PUMP FLOW RATE (gal per minute)
SAMPLE ID CODE	# CONTAINERS	MATERIAL CODE	VOLUME	PRESERVATIVE USED	TOTAL VOL ADDED IN FIELD (mL)	FINAL pH			
MW-61	4	AG	40 mL	HCl	40 mL x 4	6.64	6200	ESP	0.1
"	3	AG	40 mL	HCl	40 mL x 3	"	VPH	"	"
"	1	PP	250 mL	HNO_3	250 mL	"	Lead by 6010	"	"

REMARKS:

MATERIAL CODES: **AG** = Amber Glass; **CG** = Clear Glass; **HDPE** = High Density Polyethylene; **LDPE** = Low Density Polyethylene; **PP** = Polypropylene; **S** = Silicone; **T** = Teflon; **O** = Other (Specify)

SAMPLING EQUIPMENT CODES: **APP** = After (Through) Peristaltic Pump; **B** = Bailer; **BP** = Bladder Pump; **ESP** = Electric Submersible Pump; **RFPP** = Reverse Flow Peristaltic Pump; **SM** = Straw Method (Tubing Gravity Drain); **O** = Other (Specify)

GROUNDWATER SAMPLING LOG

SITE NAME: 2020-L1-2448 Incident	SITE LOCATION: Huntersville, NC	PROJECT NUMBER: 60674226	WELL NAME: MW-61D	DATE: 6/1/22

WELL DIAMETER (inches): 2	TUBING DIAMETER (inches): 2	WELL SCREEN INTERVAL DEPTH: 96.50 ft. to 126.01 ft.	DEPTH TO WATER (feet): 60.73	PUMP TYPE OR BAILER: Monsoon

1 WELL VOLUME = (TD-DTW) x WELL CAPACITY

(126.01 ft. - 60.73 ft.) x 0.16 gal./ft. = 10.4 gallons

3 WELL VOLUMES = 1 WELL VOLUME X 3

10.4 gallons x 3 = 31.3 gallons

PUMP DEPTH IN WELL (feet): 102	PURGING INITIATED AT: 0933	PURGING ENDED AT: 1020	TOTAL VOLUME PURGED (gallons): 3.5

EQUIPMENT INFORMATION WATER QUALITY METER	MAKE/MODEL: YSI Pro Plus	SERIAL #: 15B102269
EQUIPMENT INFORMATION OIL/WATER INTERFACE PROBE	MAKE/MODEL: HERON	SERIAL #: 8344

TIME	VOLUME PURGED (gallons)	PURGE RATE (gpm)	DEPTH TO WATER (feet)	TEMP. (°C)	DO (mg/L)	COND. (µS/cm)	pH (standard units)	ORP (mV)	TURB. (NTU)	COLOR (describe)	ODOR (describe)
STABILIZATION CRITERIA:			<0.3 ft. drawdown	within 3%	within 10% or <0.5 mg/L	within 3%	±0.1 unit	±10 mV	within 10% or <5 NTU	--	--
0935	0	0.1	60.77	18.8	4.57	179.8	6.38	73.6	1.75	Clear	None
0940	0.5	0.1	60.77	18.1	4.39	176.7	6.30	75.9	6.08	Clear	None
0945	1.0	0.1	60.77	17.9	43.8	176.4	6.29	76.2	4.52	Clear	None
0950	1.5	0.1	60.77	18.0	4.20	176.8	6.28	77.3	3.18	Clear	None
0955	2.0	0.1	60.77	18.1	4.08	176.5	6.29	77.0	2.16	Clear	None
1000	2.0	0.1	60.77	18.2	4.20	176.1	6.29	76.8	1.97	Clear	None
1005	2.5	0.1	60.77	18.4	4.15	175.9	6.29	76.5	1.31	Clear	None
1010	3.0	0.1	60.77	18.2	4.16	175.6	6.30	76.7	1.47	Clear	None

WELL CAPACITY (Gallons Per Foot): **0.75"** = 0.02; **1"** = 0.04; **1.25"** = 0.06; **2"** = 0.16; **3"** = 0.37; **4"** = 0.65; **5"** = 1.02; **6"** = 1.47; **12"** = 5.88

SAMPLING DATA

SAMPLED BY (PRINT) / AFFILIATION: Erik Rigel / AECOM	SAMPLER(S) SIGNATURE(S):	SAMPLE TIME: 1015
PUMP OR TUBING DEPTH IN WELL (feet): 102	TUBING MATERIAL CODE: LDPE	FIELD-FILTERED: Y (N) Filtration Equipment Type: -- FILTER SIZE: -- µm
FIELD DECONTAMINATION: PUMP (Y) N	TUBING Y (N (replaced))	DUPLICATE: Y (N)

SAMPLE CONTAINER SPECIFICATION				SAMPLE PRESERVATION (including wet ice)			INTENDED ANALYSIS AND/OR METHOD	SAMPLING EQUIPMENT CODE	SAMPLE PUMP FLOW RATE (gal per minute)
SAMPLE ID CODE	# CONTAINERS	MATERIAL CODE	VOLUME	PRESERVATIVE USED	TOTAL VOL ADDED IN FIELD (mL)	FINAL pH			
MW-61D	4	AG	40 mL	HCl	40 mL x 4	6.30	6200	ESP	0.1
MW-61D	3	AG	40 mL	HCl	40 mL x 3	6.30	VPH	ESP	0.1
MW-61D	1	PP	250 mL	HNO_3	250 mL	6.30	Lead by 6010	ESP	0.1

REMARKS: All parameters stabilized.

MATERIAL CODES: **AG** = Amber Glass; **CG** = Clear Glass; **HDPE** = High Density Polyethylene; **LDPE** = Low Density Polyethylene; **PP** = Polypropylene; **S** = Silicone; **T** = Teflon; **O** = Other (Specify)

SAMPLING EQUIPMENT CODES: **APP** = After (Through) Peristaltic Pump; **B** = Bailer; **BP** = Bladder Pump; **ESP** = Electric Submersible Pump; **RFPP** = Reverse Flow Peristaltic Pump; **SM** = Straw Method (Tubing Gravity Drain); **O** = Other (Specify)

GROUNDWATER SAMPLING LOG

SITE NAME: 2020-L1-2448 Incident	SITE LOCATION: Huntersville, NC	PROJECT NUMBER: 60674226	WELL NAME: MW-62D	DATE: 6/1/22

WELL DIAMETER (inches): 2"	TUBING DIAMETER (inches): 3/8"	WELL SCREEN INTERVAL DEPTH: 131.50 ft. to 146.18 ft.	DEPTH TO WATER (feet): 57.43	PUMP TYPE OR BAILER: Bladder

1 WELL VOLUME = (TD-DTW) x WELL CAPACITY

(146.18 ft. - 57.43 ft.) x 0.16 gal./ft. = 14.20 gallons

3 WELL VOLUMES = 1 WELL VOLUME X 3

14.20 gallons x 3 = 42.60 gallons

PUMP DEPTH IN WELL (feet): 136.50	PURGING INITIATED AT: 1035	PURGING ENDED AT: 1055	TOTAL VOLUME PURGED (gallons): 2.0

EQUIPMENT INFORMATION WATER QUALITY METER — MAKE/MODEL: YSI Pro; SERIAL #: 16F10029

EQUIPMENT INFORMATION OIL/WATER INTERFACE PROBE — MAKE/MODEL: Heron 100'; SERIAL #: 01-7821

TIME	VOLUME PURGED (gallons)	PURGE RATE (gpm)	DEPTH TO WATER (feet)	TEMP. (°C)	DO (mg/L)	COND. (µS/cm)	pH (standard units)	ORP (mV)	TURB. (NTU)	COLOR (describe)	ODOR (describe)
STABILIZATION CRITERIA:			<0.3 ft. drawdown	within 3%	within 10% or <0.5 mg/L	within 3%	±0.1 unit	±10 mV	within 10% or <5 NTU	--	--
1035	0	0.1	57.81	19.7	1.87	531	11.39	-13.2	3.17	Clear	none
1040	0.5	"	57.87	19.4	1.73	548	11.40	-27.9	10.99	"	"
1045	1.0	"	57.93	18.9	1.30	596	11.45	-56.9	1.85	"	"
1050	1.5	"	57.98	18.8	1.28	600	11.47	-60.7	2.13	"	"
1055	2.0	"	58.10	18.6	1.26	605	11.50	-65.1	2.72	"	"

WELL CAPACITY (Gallons Per Foot): **0.75"** = 0.02; **1"** = 0.04; **1.25"** = 0.06; **2"** = 0.16; **3"** = 0.37; **4"** = 0.65; **5"** = 1.02; **6"** = 1.47; **12"** = 5.88

SAMPLING DATA

SAMPLED BY (PRINT) / AFFILIATION: Jacob Miller/AECOM	SAMPLER(S) SIGNATURE(S): Jacob Miller	SAMPLE TIME: 1105
PUMP OR TUBING DEPTH IN WELL (feet): 136.50	TUBING MATERIAL CODE: LDPE	FIELD-FILTERED: Y (N) Filtration Equipment Type: -- FILTER SIZE: -- µm

FIELD DECONTAMINATION: PUMP (Y) N TUBING Y (N) (replaced) DUPLICATE: Y (N)

SAMPLE CONTAINER SPECIFICATION				SAMPLE PRESERVATION (including wet ice)			INTENDED ANALYSIS AND/OR METHOD	SAMPLING EQUIPMENT CODE	SAMPLE PUMP FLOW RATE (gal per minute)
SAMPLE ID CODE	# CONTAINERS	MATERIAL CODE	VOLUME	PRESERVATIVE USED	TOTAL VOL ADDED IN FIELD (mL)	FINAL pH			
MW-62D	4	AG	40 mL	HCl	40 mL x 4	11.50	6200	BP	0.1
"	3	AG	40 mL	HCl	40 mL x 3	"	VPH	"	"
"	1	PP	250 mL	HNO_3	250 mL	"	Lead by 6010	"	"

REMARKS:

MATERIAL CODES: **AG** = Amber Glass; **CG** = Clear Glass; **HDPE** = High Density Polyethylene; **LDPE** = Low Density Polyethylene; **PP** = Polypropylene; **S** = Silicone; **T** = Teflon; **O** = Other (Specify)

SAMPLING EQUIPMENT CODES: **APP** = After (Through) Peristaltic Pump; **B** = Bailer; **BP** = Bladder Pump; **ESP** = Electric Submersible Pump; **RFPP** = Reverse Flow Peristaltic Pump; **SM** = Straw Method (Tubing Gravity Drain); **O** = Other (Specify)

GROUNDWATER SAMPLING LOG

SITE NAME: 2020-L1-2448 Incident	SITE LOCATION: Huntersville, NC	PROJECT NUMBER: 60674226	WELL NAME: MW-64	DATE: 5-31-22

WELL DIAMETER (inches):	TUBING DIAMETER (inches):	WELL SCREEN INTERVAL DEPTH: 35.00 ft. to 69.51 ft.	DEPTH TO WATER (feet): 43.85	PUMP TYPE OR BAILER: Monsoon XL

1 WELL VOLUME = (TD-DTW) x WELL CAPACITY

(69.51 ft. - 43.85 ft.) x 0.16 gal./ft. = 4.10 gallons

3 WELL VOLUMES = 1 WELL VOLUME X 3

4.10 gallons x 3 = 12.30 gallons

PUMP DEPTH IN WELL (feet): 57	PURGING INITIATED AT: 0905	PURGING ENDED AT: 0945	TOTAL VOLUME PURGED (gallons): 2.4

EQUIPMENT INFORMATION WATER QUALITY METER — MAKE/MODEL: YSI PRO+ — SERIAL #: 16F100208

EQUIPMENT INFORMATION OIL/WATER INTERFACE PROBE — MAKE/MODEL: Heron — SERIAL #: 8003 IFP

TIME	VOLUME PURGED (gallons)	PURGE RATE (gpm)	DEPTH TO WATER (feet)	TEMP. (°C)	DO (mg/L)	COND. (µS/cm)	pH (standard units)	ORP (mV)	TURB. (NTU)	COLOR (describe)	ODOR (describe)
STABILIZATION CRITERIA:			<0.3 ft. drawdown	within 3%	within 10% or <0.5 mg/L	within 3%	±0.1 unit	±10 mV	within 10% or <5 NTU	--	--
0925	1.2	0.06	43.90	18.9	6.66	162.8	6.17	147.8	335.5	Brown	None
0930	1.5		43.90	19.2	6.49	164.4	6.24	141.2	355.8		
0935	1.8		43.90	19.4	6.30	165.7	6.34	137.7	580.0		
0940	2.1		43.90	19.5	6.20	166.2	6.34	136.6	558.9		
0945	2.4		43.90	19.6	5.73	166.7	6.32	136.5	558.7		

WELL CAPACITY (Gallons Per Foot): **0.75"** = 0.02; **1"** = 0.04; **1.25"** = 0.06; **2"** = 0.16; **3"** = 0.37; **4"** = 0.65; **5"** = 1.02; **6"** = 1.47; **12"** = 5.88

SAMPLING DATA

SAMPLED BY (PRINT) / AFFILIATION: Sam Moore / AECOM	SAMPLER(S) SIGNATURE(S):	SAMPLE TIME: 0950

PUMP OR TUBING DEPTH IN WELL (feet): 57	TUBING MATERIAL CODE: LDPE	FIELD-FILTERED: Y (N) Filtration Equipment Type: --	FILTER SIZE: -- µm

FIELD DECONTAMINATION: PUMP (Y) N TUBING Y (N) (replaced) DUPLICATE: Y N

SAMPLE CONTAINER SPECIFICATION				SAMPLE PRESERVATION (including wet ice)			INTENDED ANALYSIS AND/OR METHOD	SAMPLING EQUIPMENT CODE	SAMPLE PUMP FLOW RATE (gal per minute)
SAMPLE ID CODE	# CONTAINERS	MATERIAL CODE	VOLUME	PRESERVATIVE USED	TOTAL VOL ADDED IN FIELD (mL)	FINAL pH			
MW-64	4	AG	40 mL	HCl	40 mL x 4	6.32	6200	ESP	0.06
	3	AG	40 mL	HCl	40 mL x 3		VPH		
	1	PP	250 mL	HNO_3	250 mL		Lead by 6010		

REMARKS: Well stabilized before 3 well volumes purged.

MATERIAL CODES: **AG** = Amber Glass; **CG** = Clear Glass; **HDPE** = High Density Polyethylene; **LDPE** = Low Density Polyethylene; **PP** = Polypropylene; **S** = Silicone; **T** = Teflon; **O** = Other (Specify)

SAMPLING EQUIPMENT CODES: **APP** = After (Through) Peristaltic Pump; **B** = Bailer; **BP** = Bladder Pump; **ESP** = Electric Submersible Pump; **RFPP** = Reverse Flow Peristaltic Pump; **SM** = Straw Method (Tubing Gravity Drain); **O** = Other (Specify)

GROUNDWATER SAMPLING LOG

SITE NAME: 2020-L1-2448 Incident	SITE LOCATION: Huntersville, NC	PROJECT NUMBER: 60674226	WELL NAME: MW-65	DATE: 5/31/22

WELL DIAMETER (inches): 2"	TUBING DIAMETER (inches): 3/8"	WELL SCREEN INTERVAL DEPTH: 25.00 ft. to 40.25 ft.	DEPTH TO WATER (feet): 27.65	PUMP TYPE OR BAILER: Bladder

1 WELL VOLUME = (TD-DTW) x WELL CAPACITY

(40.25 ft. - 27.65 ft.) x 0.16 gal./ft. = 2.01 gallons

3 WELL VOLUMES = 1 WELL VOLUME X 3

2.01 gallons x 3 = 6.03 gallons

PUMP DEPTH IN WELL (feet): 30.00	PURGING INITIATED AT: 905	PURGING ENDED AT: 935	TOTAL VOLUME PURGED (gallons): 3.00

EQUIPMENT INFORMATION WATER QUALITY METER — MAKE/MODEL: YSI Pro; SERIAL #: 16F100029

EQUIPMENT INFORMATION OIL/WATER INTERFACE PROBE — MAKE/MODEL: Heron 100'; SERIAL #: 01-7821

TIME	VOLUME PURGED (gallons)	PURGE RATE (gpm)	DEPTH TO WATER (feet)	TEMP. (°C)	DO (mg/L)	COND. (µS/cm)	pH (standard units)	ORP (mV)	TURB. (NTU)	COLOR (describe)	ODOR (describe)
STABILIZATION CRITERIA:			<0.3 ft. drawdown	within 3%	within 10% or <0.5 mg/L	within 3%	±0.1 unit	±10 mV	within 10% or <5 NTU	--	--
905	0	0.1	27.65	21.1	4.50	126.7	6.27	146.5	62.01	clear	none
910	0.5		27.65	21.0	4.51	126.4	6.24	146.7	51.23		
915	1.0		27.65	21.0	4.54	126.3	6.23	146.9	47.29		
920	1.5		27.65	21.0	4.61	126	6.20	147.0	35.61		
925	2.0		27.65	21.0	4.70	125.7	6.20	147.0	20.87		
930	2.5		27.65	20.9	4.60	125.6	6.20	149.3	20.12		
935	3.0		27.65	20.8	4.50	125.3	6.19	150.4	19.94		

WELL CAPACITY (Gallons Per Foot): **0.75"** = 0.02; **1"** = 0.04; **1.25"** = 0.06; **2"** = 0.16; **3"** = 0.37; **4"** = 0.65; **5"** = 1.02; **6"** = 1.47; **12"** = 5.88

SAMPLING DATA

SAMPLED BY (PRINT) / AFFILIATION: Jacob Miller/AECOM	SAMPLER(S) SIGNATURE(S): Jacob Miller	SAMPLE TIME: 945

PUMP OR TUBING DEPTH IN WELL (feet): 30.00	TUBING MATERIAL CODE: LDPE	FIELD-FILTERED: Y (N) Filtration Equipment Type: --	FILTER SIZE: -- µm

FIELD DECONTAMINATION: PUMP (Y) N TUBING Y (N) (replaced) DUPLICATE: Y (N)

SAMPLE CONTAINER SPECIFICATION				SAMPLE PRESERVATION (including wet ice)			INTENDED ANALYSIS AND/OR METHOD	SAMPLING EQUIPMENT CODE	SAMPLE PUMP FLOW RATE (gal per minute)
SAMPLE ID CODE	# CONTAINERS	MATERIAL CODE	VOLUME	PRESERVATIVE USED	TOTAL VOL ADDED IN FIELD (mL)	FINAL pH			
MW-65	4	AG	40 mL	HCl	40 mL x 4	6.19	6200	BP	0.1
	3	AG	40 mL	HCl	40 mL x 3		VPH		
	1	PP	250 mL	HNO_3	250 mL		Lead by 6010		

REMARKS:

MATERIAL CODES: **AG** = Amber Glass; **CG** = Clear Glass; **HDPE** = High Density Polyethylene; **LDPE** = Low Density Polyethylene; **PP** = Polypropylene; **S** = Silicone; **T** = Teflon; **O** = Other (Specify)

SAMPLING EQUIPMENT CODES: **APP** = After (Through) Peristaltic Pump; **B** = Bailer; **BP** = Bladder Pump; **ESP** = Electric Submersible Pump; **RFPP** = Reverse Flow Peristaltic Pump; **SM** = Straw Method (Tubing Gravity Drain); **O** = Other (Specify)

GROUNDWATER SAMPLING LOG

SITE NAME: 2020-L1-2448 Incident	SITE LOCATION: Huntersville, NC	PROJECT NUMBER: 60674226	WELL NAME: MW-65D	DATE: 6/01/22

WELL DIAMETER (inches): 2"	TUBING DIAMETER (inches): 3/8"	WELL SCREEN INTERVAL DEPTH: 118.40 ft. to 123.40 ft.	DEPTH TO WATER (feet): 27.65	PUMP TYPE OR BAILER: Bladder

1 WELL VOLUME = (TD-DTW) x WELL CAPACITY

(123.40 ft. - 27.65 ft.) x 0.16 gal./ft. = 15.32 gallons

3 WELL VOLUMES = 1 WELL VOLUME X 3

15.32 gallons x 3 = 45.96 gallons

PUMP DEPTH IN WELL (feet): 120.00	PURGING INITIATED AT: 815	PURGING ENDED AT: 845	TOTAL VOLUME PURGED (gallons): 3.0

EQUIPMENT INFORMATION WATER QUALITY METER	MAKE/MODEL: YSI Pro	SERIAL #: 21J102397
EQUIPMENT INFORMATION OIL/WATER INTERFACE PROBE	MAKE/MODEL: Heron 100'	SERIAL #: 01-7821

TIME	VOLUME PURGED (gallons)	PURGE RATE (gpm)	DEPTH TO WATER (feet)	TEMP. (°C)	DO (mg/L)	COND. (µS/cm)	pH (standard units)	ORP (mV)	TURB. (NTU)	COLOR (describe)	ODOR (describe)
STABILIZATION CRITERIA:			<0.3 ft. drawdown	within 3%	within 10% or <0.5 mg/L	within 3%	±0.1 unit	±10 mV	within 10% or <5 NTU	--	--
815	0	0.1	28.09	17.6	2.67	237.9	6.91	171.2	25.13	clear	none
820	0.5		29.38	17.6	2.53	233.9	6.90	169.3	42.03		
825	1.0		30.07	17.6	2.41	230.7	6.88	167.3	27.16		
830	1.5		30.69	17.6	2.37	228.0	6.89	155.3	18.97		
835	2.0		30.97	17.6	2.30	210.1	6.80	145.9	11.72		
840	2.5		31.04	17.6	2.22	206.2	6.77	140.3	6.19		
845	3.0		31.03	17.6	2.13	204.0	6.74	137.0	4.20		

WELL CAPACITY (Gallons Per Foot): **0.75"** = 0.02; **1"** = 0.04; **1.25"** = 0.06; **2"** = 0.16; **3"** = 0.37; **4"** = 0.65; **5"** = 1.02; **6"** = 1.47; **12"** = 5.88

SAMPLING DATA

SAMPLED BY (PRINT) / AFFILIATION: Jacob Miller/AECOM	SAMPLER(S) SIGNATURE(S): Jacob Miller	SAMPLE TIME: 855
PUMP OR TUBING DEPTH IN WELL (feet): 120.00	TUBING MATERIAL CODE: LDPE	FIELD-FILTERED: Y (N) Filtration Equipment Type: -- FILTER SIZE: -- µm
FIELD DECONTAMINATION: PUMP (Y) N	TUBING Y (N) (replaced)	DUPLICATE: (Y) N

SAMPLE CONTAINER SPECIFICATION				SAMPLE PRESERVATION (including wet ice)					
SAMPLE ID CODE	# CONTAINERS	MATERIAL CODE	VOLUME	PRESERVATIVE USED	TOTAL VOL ADDED IN FIELD (mL)	FINAL pH	INTENDED ANALYSIS AND/OR METHOD	SAMPLING EQUIPMENT CODE	SAMPLE PUMP FLOW RATE (gal per minute)
MW-65D	4	AG	40 mL	HCl	40 mL x 4	6.74	6200	BP	0.1
	3	AG	40 mL	HCl	40 mL x 3		VPH		
	1	PP	250 mL	HNO_3	250 mL		Lead by 6010		

REMARKS:

MATERIAL CODES: **AG** = Amber Glass; **CG** = Clear Glass; **HDPE** = High Density Polyethylene; **LDPE** = Low Density Polyethylene; **PP** = Polypropylene; **S** = Silicone; **T** = Teflon; **O** = Other (Specify)

SAMPLING EQUIPMENT CODES: **APP** = After (Through) Peristaltic Pump; **B** = Bailer; **BP** = Bladder Pump; **ESP** = Electric Submersible Pump; **RFPP** = Reverse Flow Peristaltic Pump; **SM** = Straw Method (Tubing Gravity Drain); **O** = Other (Specify)

GROUNDWATER SAMPLING LOG

SITE NAME: 2020-L1-2448 Incident	SITE LOCATION: Huntersville, NC	PROJECT NUMBER: 60674226	WELL NAME: MW - 66	DATE: 5/31/22

WELL DIAMETER (inches): 2	TUBING DIAMETER (inches): 3/8	WELL SCREEN INTERVAL DEPTH: 35.0 ft. to 54.18 ft.	DEPTH TO WATER (feet): 45.04	PUMP TYPE OR BAILER: MONSOON

1 WELL VOLUME = (TD-DTW) x WELL CAPACITY

(54.18 ft. - 45.04 ft.) x 0.16 gal./ft. = 1.46 gallons

3 WELL VOLUMES = 1 WELL VOLUME X 3

1.46 gallons x 3 = 4.38 gallons

PUMP DEPTH IN WELL (feet): 50	PURGING INITIATED AT: 1040	PURGING ENDED AT: 1125	TOTAL VOLUME PURGED (gallons): 4.40

EQUIPMENT INFORMATION WATER QUALITY METER	MAKE/MODEL: YSI	SERIAL #: 15C101916
EQUIPMENT INFORMATION OIL/WATER INTERFACE PROBE	MAKE/MODEL: Heron	SERIAL #: 01-7799

TIME	VOLUME PURGED (gallons)	PURGE RATE (gpm)	DEPTH TO WATER (feet)	TEMP. (°C)	DO (mg/L)	COND. (µS/cm)	pH (standard units)	ORP (mV)	TURB. (NTU)	COLOR (describe)	ODOR (describe)
STABILIZATION CRITERIA:			<0.3 ft. drawdown	within 3%	within 10% or <0.5 mg/L	within 3%	±0.1 unit	±10 mV	within 10% or <5 NTU	--	--
1040	0	0.1	45.30	20.1	5.84	150.4	6.17	76.1	639.5	cloudy + gray	none
1045	0.5	0.1	45.32	19.3	5.74	150.0	6.21	66.9	648.8		
1050	1.0	0.1	45.32	19.9	6.34	152.1	6.22	64.9	808.4		
1055	1.5	0.1	45.36	20.4	6.25	155.4	6.20	45.3	952.4		
1100	2.0	0.1	45.36	20.6	5.25	169.3	6.17	45.3	988.7		
1105	2.5	0.1	45.38	20.9	5.09	169.3	6.17	42.5	720.4		
1110	3.0	0.1	45.40	21.1	5.79	165.4	6.17	43.5	658.9		
1115	3.5	0.1	45.41	21.1	6.22	157.3	6.16	44.3	617.7		
1120	4.0	0.1	45.41	21.1	6.16	157.5	6.16	44.6	823.8		



WELL CAPACITY (Gallons Per Foot): **0.75"** = 0.02; **1"** = 0.04; **1.25"** = 0.06; **2"** = 0.16; **3"** = 0.37; **4"** = 0.65; **5"** = 1.02; **6"** = 1.47; **12"** = 5.88

SAMPLING DATA

SAMPLED BY (PRINT) / AFFILIATION: ERICA DUNCAN	SAMPLER(S) SIGNATURE(S):	SAMPLE TIME: 1125
PUMP OR TUBING DEPTH IN WELL (feet): 50	TUBING MATERIAL CODE: LDPE	FIELD-FILTERED: Y (N) Filtration Equipment Type: -- FILTER SIZE: -- µm
FIELD DECONTAMINATION: PUMP (Y) N TUBING Y (N) (replaced)		DUPLICATE: Y (N)

SAMPLE CONTAINER SPECIFICATION				SAMPLE PRESERVATION (including wet ice)					
SAMPLE ID CODE	# CONTAINERS	MATERIAL CODE	VOLUME	PRESERVATIVE USED	TOTAL VOL ADDED IN FIELD (mL)	FINAL pH	INTENDED ANALYSIS AND/OR METHOD	SAMPLING EQUIPMENT CODE	SAMPLE PUMP FLOW RATE (gal per minute)
MW-66	4	AG	40 mL	HCl	40 mL x 4	6.16	6200	ESP	0.1
"	3	AG	40 mL	HCl	40 mL x 3	"	VPH	"	"
"	1	PP	250 mL	HNO_3	250 mL	"	Lead by 6010	"	"

REMARKS:
SAMPLED AT 3 WELL VOLUMES

MATERIAL CODES: **AG** = Amber Glass; **CG** = Clear Glass; **HDPE** = High Density Polyethylene; **LDPE** = Low Density Polyethylene; **PP** = Polypropylene; **S** = Silicone; **T** = Teflon; **O** = Other (Specify)

SAMPLING EQUIPMENT CODES: **APP** = After (Through) Peristaltic Pump; **B** = Bailer; **BP** = Bladder Pump; **ESP** = Electric Submersible Pump; **RFPP** = Reverse Flow Peristaltic Pump; **SM** = Straw Method (Tubing Gravity Drain); **O** = Other (Specify)

GROUNDWATER SAMPLING LOG

SITE NAME: 2020-L1-2448 Incident	SITE LOCATION: Huntersville, NC	PROJECT NUMBER: 60674226	WELL NAME: MW-67	DATE: 5/31/22

WELL DIAMETER (inches): 2	TUBING DIAMETER (inches): 3/8	WELL SCREEN INTERVAL DEPTH: 30.10 ft. to 44.03 ft.	DEPTH TO WATER (feet): 37.20	PUMP TYPE OR BAILER: MONSOON

1 WELL VOLUME = (TD-DTW) x WELL CAPACITY

(44.03 ft. - 37.20 ft.) x 0.16 gal./ft. = 1.09 gallons

3 WELL VOLUMES = 1 WELL VOLUME X 3

1.09 gallons x 3 = 3.27 gallons

PUMP DEPTH IN WELL (feet): 42	PURGING INITIATED AT: 0905	PURGING ENDED AT: 0940	TOTAL VOLUME PURGED (gallons): 3.3

EQUIPMENT INFORMATION WATER QUALITY METER — MAKE/MODEL: YSI — SERIAL #: 15C1019116

EQUIPMENT INFORMATION OIL/WATER INTERFACE PROBE — MAKE/MODEL: Heron — SERIAL #: 01-7799

TIME	VOLUME PURGED (gallons)	PURGE RATE (gpm)	DEPTH TO WATER (feet)	TEMP. (°C)	DO (mg/L)	COND. (µS/cm)	pH (standard units)	ORP (mV)	TURB. (NTU)	COLOR (describe)	ODOR (describe)
STABILIZATION CRITERIA:			<0.3 ft. drawdown	within 3%	within 10% or <0.5 mg/L	within 3%	±0.1 unit	±10 mV	within 10% or <5 NTU	--	--
0905	0	0.1	37.40	19.0	93.5	180.4	6.80	-35.1	128.3	milky/clear	none
0910	0.5	0.1	37.42	19.3	8.48	178.3	6.73	-33.2	103.6	↓	↓
0915	1.0	0.1	37.45	18.8	8.63	174.5	6.64	-25.6	227.6	↓	↓
0920	1.5	0.1	37.50	19.6	8.33	179.8	6.51	-21.9	965.3	Clear to brn.	↓
0925	2.0	0.1	37.55	19.7	8.28	180.9	6.50	-18.3	883.2	↓	↓
0930	2.5	0.1	37.60	19.8	8.23	180.9	6.47	-17.7	869.5	↓	↓
0935	3.0	0.1	37.65	20.5	8.00	184.2	6.39	-13.5	776.9	↓	↓

WELL CAPACITY (Gallons Per Foot): **0.75"** = 0.02; **1"** = 0.04; **1.25"** = 0.06; **2"** = 0.16; **3"** = 0.37; **4"** = 0.65; **5"** = 1.02; **6"** = 1.47; **12"** = 5.88

SAMPLING DATA

SAMPLED BY (PRINT) / AFFILIATION: ERICA DUNCAN	SAMPLER(S) SIGNATURE(S):	SAMPLE TIME: 0940
PUMP OR TUBING DEPTH IN WELL (feet): 42	TUBING MATERIAL CODE: LDPE	FIELD-FILTERED: Y (N) Filtration Equipment Type: -- FILTER SIZE: -- µm

FIELD DECONTAMINATION: PUMP (Y) N TUBING Y (N) (replaced) DUPLICATE: Y (N)

SAMPLE CONTAINER SPECIFICATION				SAMPLE PRESERVATION (including wet ice)			INTENDED ANALYSIS AND/OR METHOD	SAMPLING EQUIPMENT CODE	SAMPLE PUMP FLOW RATE (gal per minute)
SAMPLE ID CODE	# CONTAINERS	MATERIAL CODE	VOLUME	PRESERVATIVE USED	TOTAL VOL ADDED IN FIELD (mL)	FINAL pH			
MW-67	4	AG	40 mL	HCl	40 mL x 4	6.39	6200	ESP	0.1
↓	3	AG	40 mL	HCl	40 mL x 3	↓	VPH	↓	↓
↓	1	PP	250 mL	HNO_3	250 mL	↓	Lead by 6010	↓	↓

REMARKS: SAMPLED ONCE 3 WELL VOLUMES WERE PURGED · HIGH TURBIDITY

MATERIAL CODES: **AG** = Amber Glass; **CG** = Clear Glass; **HDPE** = High Density Polyethylene; **LDPE** = Low Density Polyethylene; **PP** = Polypropylene; **S** = Silicone; **T** = Teflon; **O** = Other (Specify)

SAMPLING EQUIPMENT CODES: **APP** = After (Through) Peristaltic Pump; **B** = Bailer; **BP** = Bladder Pump; **ESP** = Electric Submersible Pump; **RFPP** = Reverse Flow Peristaltic Pump; **SM** = Straw Method (Tubing Gravity Drain); **O** = Other (Specify)

GROUNDWATER SAMPLING LOG

SITE NAME: 2020-L1-2448 Incident	SITE LOCATION: Huntersville, NC	PROJECT NUMBER: 60674226	WELL NAME: MW-68	DATE: 5/31/22

WELL DIAMETER (inches): 2	TUBING DIAMETER (inches): NA	WELL SCREEN INTERVAL DEPTH: 35.0 ft. to 49.60 ft.	DEPTH TO WATER (feet): 45.01	PUMP TYPE OR BAILER: BAILER

1 WELL VOLUME = (TD-DTW) x WELL CAPACITY

(49.60 ft. - 45.01 ft.) x 0.16 gal./ft. = 0.73 gallons

3 WELL VOLUMES = 1 WELL VOLUME X 3

0.73 gallons x 3 = 2.20 gallons

PUMP DEPTH IN WELL (feet): NA	PURGING INITIATED AT: 1230	PURGING ENDED AT: 1300	TOTAL VOLUME PURGED (gallons): 2.20

EQUIPMENT INFORMATION WATER QUALITY METER	MAKE/MODEL: NA SERIAL #:	EQUIPMENT INFORMATION OIL/WATER INTERFACE PROBE	MAKE/MODEL: NA SERIAL #:

TIME	VOLUME PURGED (gallons)	PURGE RATE (gpm)	DEPTH TO WATER (feet)	TEMP. (°C)	DO (mg/L)	COND. (µS/cm)	pH (standard units)	ORP (mV)	TURB. (NTU)	COLOR (describe)	ODOR (describe)
STABILIZATION CRITERIA:			<0.3 ft. drawdown	within 3%	within 10% or <0.5 mg/L	within 3%	±0.1 unit	±10 mV	within 10% or <5 NTU	--	--
1245	1	—	—	28.8	5.73	300.9	6.37	36.3	—	brown	none

WELL CAPACITY (Gallons Per Foot): **0.75"** = 0.02; **1"** = 0.04; **1.25"** = 0.06; **2"** = 0.16; **3"** = 0.37; **4"** = 0.65; **5"** = 1.02; **6"** = 1.47; **12"** = 5.88

SAMPLING DATA

SAMPLED BY (PRINT) / AFFILIATION: ERICA DUNCAN	SAMPLER(S) SIGNATURE(S):	SAMPLE TIME: 1300

PUMP OR TUBING DEPTH IN WELL (feet): NA	TUBING MATERIAL CODE: NA	FIELD-FILTERED: Y (N) Filtration Equipment Type: --	FILTER SIZE: -- µm

FIELD DECONTAMINATION: PUMP Y (N) TUBING Y (N) (replaced) DUPLICATE: Y (N)

SAMPLE CONTAINER SPECIFICATION				SAMPLE PRESERVATION (including wet ice)			INTENDED ANALYSIS AND/OR METHOD	SAMPLING EQUIPMENT CODE	SAMPLE PUMP FLOW RATE (gal per minute)
SAMPLE ID CODE	# CONTAINERS	MATERIAL CODE	VOLUME	PRESERVATIVE USED	TOTAL VOL ADDED IN FIELD (mL)	FINAL pH			
MW-68	4	AG	40 mL	HCl	40 mL x 4	6.37	6200	B	
"	3	AG	40 mL	HCl	40 mL x 3	"	VPH	"	"
"	1	PP	250 mL	HNO_3	250 mL	"	Lead by 6010	"	"

REMARKS: Bailed 3 well volumes

MATERIAL CODES: **AG** = Amber Glass; **CG** = Clear Glass; **HDPE** = High Density Polyethylene; **LDPE** = Low Density Polyethylene; **PP** = Polypropylene; **S** = Silicone; **T** = Teflon; **O** = Other (Specify)

SAMPLING EQUIPMENT CODES: **APP** = After (Through) Peristaltic Pump; **B** = Bailer; **BP** = Bladder Pump; **ESP** = Electric Submersible Pump; **RFPP** = Reverse Flow Peristaltic Pump; **SM** = Straw Method (Tubing Gravity Drain); **O** = Other (Specify)

GROUNDWATER SAMPLING LOG

SITE NAME: 2020-L1-2448 Incident	SITE LOCATION: Huntersville, NC	PROJECT NUMBER: 60674226	WELL NAME: MW-69	DATE: 6/1/22
WELL DIAMETER (inches): 4	TUBING DIAMETER (inches): 3/8	WELL SCREEN INTERVAL DEPTH: 30.60 ft. to 58.75 ft.	DEPTH TO WATER (feet): 58.50	PUMP TYPE OR BAILER:

1 WELL VOLUME = (TD-DTW) x WELL CAPACITY

(_____ ft. - _____ ft.) x _____ gal./ft. = _____ gallons

3 WELL VOLUMES = 1 WELL VOLUME X 3

_____ gallons x 3 = _____ gallons

PUMP DEPTH IN WELL (feet):	PURGING INITIATED AT:	PURGING ENDED AT:	TOTAL VOLUME PURGED (gallons):

EQUIPMENT INFORMATION WATER QUALITY METER	MAKE/MODEL: YSI Pro Plus	SERIAL #: 15B102264
EQUIPMENT INFORMATION OIL/WATER INTERFACE PROBE	MAKE/MODEL: HERON	SERIAL #: 8344

TIME	VOLUME PURGED (gallons)	PURGE RATE (gpm)	DEPTH TO WATER (feet)	TEMP. (°C)	DO (mg/L)	COND. (µS/cm)	pH (standard units)	ORP (mV)	TURB. (NTU)	COLOR (describe)	ODOR (describe)
STABILIZATION CRITERIA:			<0.3 ft. drawdown	within 3%	within 10% or <0.5 mg/L	within 3%	±0.1 unit	±10 mV	within 10% or <5 NTU	--	--

WELL CAPACITY (Gallons Per Foot): **0.75"** = 0.02; **1"** = 0.04; **1.25"** = 0.06; **2"** = 0.16; **3"** = 0.37; **4"** = 0.65; **5"** = 1.02; **6"** = 1.47; **12"** = 5.88

SAMPLING DATA

SAMPLED BY (PRINT) / AFFILIATION:	SAMPLER(S) SIGNATURE(S):	SAMPLE TIME:
PUMP OR TUBING DEPTH IN WELL (feet):	TUBING MATERIAL CODE:	FIELD-FILTERED: Y (N) FILTER SIZE: -- µm Filtration Equipment Type: --

FIELD DECONTAMINATION: PUMP Y N TUBING Y N (replaced) DUPLICATE: Y N

SAMPLE CONTAINER SPECIFICATION				SAMPLE PRESERVATION (including wet ice)			INTENDED ANALYSIS AND/OR METHOD	SAMPLING EQUIPMENT CODE	SAMPLE PUMP FLOW RATE (gal per minute)
SAMPLE ID CODE	# CONTAINERS	MATERIAL CODE	VOLUME	PRESERVATIVE USED	TOTAL VOL ADDED IN FIELD (mL)	FINAL pH			
	4	AG	40 mL	HCl	40 mL x 4		6200		
	3	AG	40 mL	HCl	40 mL x 3		VPH		
	1	PP	250 mL	HNO_3	250 mL		Lead by 6010		

REMARKS: Well Dry, Not Sufficient amount Water in Well.

MATERIAL CODES: **AG** = Amber Glass; **CG** = Clear Glass; **HDPE** = High Density Polyethylene; **LDPE** = Low Density Polyethylene; **PP** = Polypropylene; **S** = Silicone; **T** = Teflon; **O** = Other (Specify)

SAMPLING EQUIPMENT CODES: **APP** = After (Through) Peristaltic Pump; **B** = Bailer; **BP** = Bladder Pump; **ESP** = Electric Submersible Pump; **RFPP** = Reverse Flow Peristaltic Pump; **SM** = Straw Method (Tubing Gravity Drain); **O** = Other (Specify)

GROUNDWATER SAMPLING LOG

SITE NAME: 2020-L1-2448 Incident	SITE LOCATION: Huntersville, NC	PROJECT NUMBER: 60674226	WELL NAME: MW-7D	DATE: 5-31-22

WELL DIAMETER (inches): 2	TUBING DIAMETER (inches):	WELL SCREEN INTERVAL DEPTH: 33.00 ft. to 47.65 ft.	DEPTH TO WATER (feet): 41.67	PUMP TYPE OR BAILER: Monsoon XL

1 WELL VOLUME = (TD-DTW) x WELL CAPACITY

(47.65 ft. - 41.67 ft.) x 0.16 gal./ft. = 0.95 gallons

3 WELL VOLUMES = 1 WELL VOLUME X 3

0.95 gallons x 3 = 2.85 gallons

PUMP DEPTH IN WELL (feet): 44.5	PURGING INITIATED AT: 1030	PURGING ENDED AT: 1120	TOTAL VOLUME PURGED (gallons): 3.0

EQUIPMENT INFORMATION WATER QUALITY METER — MAKE/MODEL: YSI PRO+ — SERIAL #: 16F100208

EQUIPMENT INFORMATION OIL/WATER INTERFACE PROBE — MAKE/MODEL: Heron — SERIAL #: 8003 IFP

TIME	VOLUME PURGED (gallons)	PURGE RATE (gpm)	DEPTH TO WATER (feet)	TEMP. (°C)	DO (mg/L)	COND. (µS/cm)	pH (standard units)	ORP (mV)	TURB. (NTU)	COLOR (describe)	ODOR (describe)
STABILIZATION CRITERIA:			<0.3 ft. drawdown	within 3%	within 10% or <0.5 mg/L	within 3%	±0.1 unit	±10 mV	within 10% or <5 NTU	--	--
1040	0.6	0.06	42.31	19.0	4.70	153.1	6.38	119.1	275.4	Brown	None
1045	0.9		42.30	19.6	3.61	158.6	6.37	115.2	313.9		
1050	1.2		42.30	19.6	3.74	159.0	6.36	113.5	265.5		
1055	1.5		42.30	19.7	3.80	159.4	6.41	112.0	150.5		
1100	1.8		42.29	19.7	3.84	159.5	6.44	111.4	98.54		
1105	2.1		42.30	19.7	3.88	159.3	6.40	111.3	78.26		
1110	2.4		42.30	19.7	3.87	159.3	6.37	113.9	63.27		
1115	2.7		42.30	19.7	4.07	159.9	6.35	116.4	57.91		
1120	3.0		42.30	19.8	4.03	160.3	6.33	118.4	54.17		

WELL CAPACITY (Gallons Per Foot): **0.75"** = 0.02; **1"** = 0.04; **1.25"** = 0.06; **2"** = 0.16; **3"** = 0.37; **4"** = 0.65; **5"** = 1.02; **6"** = 1.47; **12"** = 5.88

SAMPLING DATA

SAMPLED BY (PRINT) / AFFILIATION: Sam Moore / AECOM	SAMPLER(S) SIGNATURE(S):	SAMPLE TIME: 1125

PUMP OR TUBING DEPTH IN WELL (feet): 44.5	TUBING MATERIAL CODE: LDPE	FIELD-FILTERED: Y (N) Filtration Equipment Type: --	FILTER SIZE: -- µm

FIELD DECONTAMINATION: PUMP (Y) N TUBING Y (N) (replaced) DUPLICATE: Y (N)

SAMPLE CONTAINER SPECIFICATION				SAMPLE PRESERVATION (including wet ice)			INTENDED ANALYSIS AND/OR METHOD	SAMPLING EQUIPMENT CODE	SAMPLE PUMP FLOW RATE (gal per minute)
SAMPLE ID CODE	# CONTAINERS	MATERIAL CODE	VOLUME	PRESERVATIVE USED	TOTAL VOL ADDED IN FIELD (mL)	FINAL pH			
MW-7D	4	AG	40 mL	HCl	40 mL x 4	6.33	6200	ESP	0.06
"	3	AG	40 mL	HCl	40 mL x 3	"	VPH	"	"
"	1	PP	250 mL	HNO_3	250 mL	"	Lead by 6010	"	"

REMARKS:

MATERIAL CODES: **AG** = Amber Glass; **CG** = Clear Glass; **HDPE** = High Density Polyethylene; **LDPE** = Low Density Polyethylene; **PP** = Polypropylene; **S** = Silicone; **T** = Teflon; **O** = Other (Specify)

SAMPLING EQUIPMENT CODES: **APP** = After (Through) Peristaltic Pump; **B** = Bailer; **BP** = Bladder Pump; **ESP** = Electric Submersible Pump; **RFPP** = Reverse Flow Peristaltic Pump; **SM** = Straw Method (Tubing Gravity Drain); **O** = Other (Specify)

GROUNDWATER SAMPLING LOG

SITE NAME: 2020-L1-2448 Incident	SITE LOCATION: Huntersville, NC	PROJECT NUMBER: 60674226	WELL NAME: MW-71	DATE: 6/1/22

WELL DIAMETER (inches): 2	TUBING DIAMETER (inches): 3/8	WELL SCREEN INTERVAL DEPTH: 55.00 ft. to 67.40 ft.	DEPTH TO WATER (feet): 58.50	PUMP TYPE OR BAILER: monsoon

1 WELL VOLUME = (TD-DTW) x WELL CAPACITY

(67.40 ft. - 58.50 ft.) x 0.16 gal./ft. = 1.42 gallons

3 WELL VOLUMES = 1 WELL VOLUME X 3

1.42 gallons x 3 = 4.3 gallons

PUMP DEPTH IN WELL (feet): 64	PURGING INITIATED AT: 1313	PURGING ENDED AT: 1410	TOTAL VOLUME PURGED (gallons): 5

EQUIPMENT INFORMATION WATER QUALITY METER	MAKE/MODEL: YSI Pro Plus	SERIAL #: 15B102269
EQUIPMENT INFORMATION OIL/WATER INTERFACE PROBE	MAKE/MODEL: HERON	SERIAL #: 8344

TIME	VOLUME PURGED (gallons)	PURGE RATE (gpm)	DEPTH TO WATER (feet)	TEMP. (°C)	DO (mg/L)	COND. (µS/cm)	pH (standard units)	ORP (mV)	TURB. (NTU)	COLOR (describe)	ODOR (describe)
STABILIZATION CRITERIA:			<0.3 ft. drawdown	within 3%	within 10% or <0.5 mg/L	within 3%	±0.1 unit	±10 mV	within 10% or <5 NTU	--	--
1314	0	0.1	58.78	20.4	2.90	158.6	6.58	80.0	418.8	Cloudy	None
1319	0.5	0.1	58.78	21.5	2.56	162.7	6.49	81.6	659.3	Cloudy	None
1324	1	0.1	58.78	21.9	2.18	164.3	6.53	80.2	945.0	Cloudy	None
1329	1.5	0.1	58.78	20.7	2.37	161.7	6.53	78.5	856.7	Cloudy	None
1334	2	0.1	58.78	21.2	1.90	160.6	6.48	77.2	693.2	Cloudy	None
1339	2.5	0.1	58.78	21.6	1.98	161.3	6.47	78.1	507.0	Cloudy	None
1344	3	0.1	58.78	21.6	1.83	160.0	6.46	77.8	491.9	Cloudy	None
1349	3.5	0.1	58.78	22.5	1.78	162.0	6.47	75.8	405.3	Cloudy	None
1354	4	0.1	58.78	21.3	1.77	158.3	6.46	75.8	563.5	Cloudy	None
1359	4.5	0.1	58.78	22.2	1.74	161.0	6.47	75.8	441.7	Cloudy	None

WELL CAPACITY (Gallons Per Foot): **0.75"** = 0.02; **1"** = 0.04; **1.25"** = 0.06; **2"** = 0.16; **3"** = 0.37; **4"** = 0.65; **5"** = 1.02; **6"** = 1.47; **12"** = 5.88

SAMPLING DATA

SAMPLED BY (PRINT) / AFFILIATION: Erik Rigel/AECOM	SAMPLER(S) SIGNATURE(S):	SAMPLE TIME: 1405

PUMP OR TUBING DEPTH IN WELL (feet):	TUBING MATERIAL CODE: LDPE	FIELD-FILTERED: Y (N) Filtration Equipment Type: --	FILTER SIZE: -- µm

FIELD DECONTAMINATION: PUMP (Y) N TUBING Y (N replaced) DUPLICATE: Y (N)

SAMPLE CONTAINER SPECIFICATION				SAMPLE PRESERVATION (including wet ice)			INTENDED ANALYSIS AND/OR METHOD	SAMPLING EQUIPMENT CODE	SAMPLE PUMP FLOW RATE (gal per minute)
SAMPLE ID CODE	# CONTAINERS	MATERIAL CODE	VOLUME	PRESERVATIVE USED	TOTAL VOL ADDED IN FIELD (mL)	FINAL pH			
MW-71	4	AG	40 mL	HCl	40 mL x 4		6200	ESP	0.1
MW-71	3	AG	40 mL	HCl	40 mL x 3		VPH	ESP	0.1
MW-71	1	PP	250 mL	HNO_3	250 mL		Lead by 6010	ESP	0.1

REMARKS: 3 well volumes purged, High Turbidity

MATERIAL CODES: **AG** = Amber Glass; **CG** = Clear Glass; **HDPE** = High Density Polyethylene; **LDPE** = Low Density Polyethylene; **PP** = Polypropylene; **S** = Silicone; **T** = Teflon; **O** = Other (Specify)

SAMPLING EQUIPMENT CODES: **APP** = After (Through) Peristaltic Pump; **B** = Bailer; **BP** = Bladder Pump; **ESP** = Electric Submersible Pump; **RFPP** = Reverse Flow Peristaltic Pump; **SM** = Straw Method (Tubing Gravity Drain); **O** = Other (Specify)

GROUNDWATER SAMPLING LOG

SITE NAME: 2020-L1-2448 Incident	SITE LOCATION: Huntersville, NC	PROJECT NUMBER: 60674226	WELL NAME: MW-72R	DATE: 6/13/22

WELL DIAMETER (inches): 4	TUBING DIAMETER (inches): 3/8	WELL SCREEN INTERVAL DEPTH: 42.77 ft. to 57.77 ft.	DEPTH TO WATER (feet): 49.70	PUMP TYPE OR BAILER: MONSOON

1 WELL VOLUME = (TD-DTW) x WELL CAPACITY

(57.77 ft. - 49.70 ft.) x 0.65 gal./ft. = 5.24 gallons

3 WELL VOLUMES = 1 WELL VOLUME X 3

5.24 gallons x 3 = 15.73 gallons

PUMP DEPTH IN WELL (feet): 52	PURGING INITIATED AT: 1015	PURGING ENDED AT: 1110	TOTAL VOLUME PURGED (gallons): 5.5

EQUIPMENT INFORMATION WATER QUALITY METER — MAKE/MODEL: YSI — SERIAL #: 15C101916

EQUIPMENT INFORMATION OIL/WATER INTERFACE PROBE — MAKE/MODEL: Heron — SERIAL #: 01-7799

TIME	VOLUME PURGED (gallons)	PURGE RATE (gpm)	DEPTH TO WATER (feet)	TEMP. (°C)	DO (mg/L)	COND. (µS/cm)	pH (standard units)	ORP (mV)	TURB. (NTU)	COLOR (describe)	ODOR (describe)
STABILIZATION CRITERIA:			<0.3 ft. drawdown	within 3%	within 10% or <0.5 mg/L	within 3%	±0.1 unit	±10 mV	within 10% or <5 NTU	--	--
1015	0	0.1	50.47	17.3	6.32	188.6	6.10	58.6	13.02	clear	none
1020	0.5	0.1	50.47	17.3	0.28	189.2	6.18	45.2	12.12		
1025	1.0	0.1	50.48	17.3	0.19	190.4	6.18	33.9	10.18		
1030	1.5	0.1	50.48	17.6	0.20	192.5	6.19	27.8	8.91		
1035	2.0	0.1	50.49	17.6	0.25	195.2	6.19	30.2	8.20		
1040	2.5	0.1	50.49	17.9	0.28	194.6	6.19	30.4	7.78		
1045	3.0	0.1	50.50	17.9	0.42	194.3	6.20	32.5	7.32		
1050	3.5	0.1	50.50	18.1	0.43	195.1	6.20	37.8	6.55		
1055	4.0	0.1	50.50	18.3	0.60	195.4	6.21	49.1	6.45		
1100	4.5	0.1	50.56	18.6	0.75	195.4	6.21	49.1	6.29		
1105	5.0	0.1	50.50	18.6	0.90	195.2	6.23	57.5	6.28		
1110	5.5	0.1	50.50	18.6	0.90	194.9	6.23	57.6	6.26		

WELL CAPACITY (Gallons Per Foot): **0.75"** = 0.02; **1"** = 0.04; **1.25"** = 0.06; **2"** = 0.16; **3"** = 0.37; **4"** = 0.65; **5"** = 1.02; **6"** = 1.47; **12"** = 5.88

SAMPLING DATA

SAMPLED BY (PRINT) / AFFILIATION: ERICA DUNCAN	SAMPLER(S) SIGNATURE(S):	SAMPLE TIME: 1110

PUMP OR TUBING DEPTH IN WELL (feet): 50	TUBING MATERIAL CODE: LDPE	FIELD-FILTERED: Y (N) Filtration Equipment Type: --	FILTER SIZE: -- µm

FIELD DECONTAMINATION: PUMP (Y) N TUBING Y (N) (replaced) DUPLICATE: Y (N)

SAMPLE CONTAINER SPECIFICATION				SAMPLE PRESERVATION (including wet ice)			INTENDED ANALYSIS AND/OR METHOD	SAMPLING EQUIPMENT CODE	SAMPLE PUMP FLOW RATE (gal per minute)
SAMPLE ID CODE	# CONTAINERS	MATERIAL CODE	VOLUME	PRESERVATIVE USED	TOTAL VOL ADDED IN FIELD (mL)	FINAL pH			
MW-72R	4	AG	40 mL	HCl	40 mL x 4	<2	6200	ESP	0.1
"	3	AG	40 mL	HCl	40 mL x 3	"	VPH	"	"
"	1	PP	250 mL	HNO_3	250 mL	"	Lead by 6010	"	"

REMARKS:
SAMPLED WITH STABALIZED PARAMETERS

MATERIAL CODES: **AG** = Amber Glass; **CG** = Clear Glass; **HDPE** = High Density Polyethylene; **LDPE** = Low Density Polyethylene; **PP** = Polypropylene; **S** = Silicone; **T** = Teflon; **O** = Other (Specify)

SAMPLING EQUIPMENT CODES: **APP** = After (Through) Peristaltic Pump; **B** = Bailer; **BP** = Bladder Pump; **ESP** = Electric Submersible Pump; **RFPP** = Reverse Flow Peristaltic Pump; **SM** = Straw Method (Tubing Gravity Drain); **O** = Other (Specify)

GROUNDWATER SAMPLING LOG

SITE NAME: 2020-L1-2448 Incident	SITE LOCATION: Huntersville, NC	PROJECT NUMBER: 60674226	WELL NAME: MW-73	DATE: 5/31/2022

WELL DIAMETER (inches): 2	TUBING DIAMETER (inches): —	WELL SCREEN INTERVAL DEPTH: 24.0 ft. to 45.10 ft.	DEPTH TO WATER (feet): 37.09	PUMP TYPE OR BAILER: bailer

1 WELL VOLUME = (TD-DTW) x WELL CAPACITY

(45.10 ft. - 37.09 ft.) x 0.163 gal./ft. = 1.30 gallons

3 WELL VOLUMES = 1 WELL VOLUME X 3

1.30 gallons x 3 = 3.90 gallons

PUMP DEPTH IN WELL (feet): —	PURGING INITIATED AT: —	PURGING ENDED AT: —	TOTAL VOLUME PURGED (gallons): 3.90

EQUIPMENT INFORMATION WATER QUALITY METER — MAKE/MODEL: —; SERIAL #:

EQUIPMENT INFORMATION OIL/WATER INTERFACE PROBE — MAKE/MODEL: Heron H-Dil; SERIAL #: DI-8345

TIME	VOLUME PURGED (gallons)	PURGE RATE (gpm)	DEPTH TO WATER (feet)	TEMP. (°C)	DO (mg/L)	COND. (µS/cm)	pH (standard units)	ORP (mV)	TURB. (NTU)	COLOR (describe)	ODOR (describe)
STABILIZATION CRITERIA:			<0.3 ft. drawdown	within 3%	within 10% or <0.5 mg/L	within 3%	±0.1 unit	±10 mV	within 10% or <5 NTU	--	--
1048	1.3	—	—	17.7	9.30	181.1	6.65	213.9	>1100	brown	none
1053	2.6	—	—	17.3	7.71	171.4	6.55	183.5	>1100	"	"
1058	3.9	—	—	17.0	5.46	172.0	6.60	165.8	>1100	"	"

WELL CAPACITY (Gallons Per Foot): **0.75"** = 0.02; **1"** = 0.04; **1.25"** = 0.06; **2"** = 0.16; **3"** = 0.37; **4"** = 0.65; **5"** = 1.02; **6"** = 1.47; **12"** = 5.88

SAMPLING DATA

SAMPLED BY (PRINT) / AFFILIATION: Emily Love / AECOM	SAMPLER(S) SIGNATURE(S): Emily R. Love	SAMPLE TIME: 1100

PUMP OR TUBING DEPTH IN WELL (feet): —	TUBING MATERIAL CODE: —	FIELD-FILTERED: Y (N) Filtration Equipment Type: --	FILTER SIZE: -- µm

FIELD DECONTAMINATION: PUMP Y N TUBING Y N (replaced) DUPLICATE: Y (N)

SAMPLE CONTAINER SPECIFICATION				SAMPLE PRESERVATION (including wet ice)			INTENDED ANALYSIS AND/OR METHOD	SAMPLING EQUIPMENT CODE	SAMPLE PUMP FLOW RATE (gal per minute)
SAMPLE ID CODE	# CONTAINERS	MATERIAL CODE	VOLUME	PRESERVATIVE USED	TOTAL VOL ADDED IN FIELD (mL)	FINAL pH			
MW-73	4	AG	40 mL	HCl	40 mL x 4	6.60	6200	B	—
"	3	AG	40 mL	HCl	40 mL x 3	"	VPH	"	"
"	1	PP	250 mL	HNO_3	250 mL	"	Lead by 6010	"	"

REMARKS:

MATERIAL CODES: **AG** = Amber Glass; **CG** = Clear Glass; **HDPE** = High Density Polyethylene; **LDPE** = Low Density Polyethylene; **PP** = Polypropylene; **S** = Silicone; **T** = Teflon; **O** = Other (Specify)

SAMPLING EQUIPMENT CODES: **APP** = After (Through) Peristaltic Pump; **B** = Bailer; **BP** = Bladder Pump; **ESP** = Electric Submersible Pump; **RFPP** = Reverse Flow Peristaltic Pump; **SM** = Straw Method (Tubing Gravity Drain); **O** = Other (Specify)

GROUNDWATER SAMPLING LOG

SITE NAME: 2020-L1-2448 Incident	SITE LOCATION: Huntersville, NC	PROJECT NUMBER: 60674226	WELL NAME: MW-74	DATE: 5/31/22

WELL DIAMETER (inches): 2"	TUBING DIAMETER (inches): 3/8"	WELL SCREEN INTERVAL DEPTH: 17.77 ft. to 32.77 ft.	DEPTH TO WATER (feet): 25.76	PUMP TYPE OR BAILER: Bladder

1 WELL VOLUME = (TD-DTW) x WELL CAPACITY

(32.77 ft. - 25.76 ft.) x 0.16 gal./ft. = 1.16 gallons

3 WELL VOLUMES = 1 WELL VOLUME X 3

1.16 gallons x 3 = 3.48 gallons

PUMP DEPTH IN WELL (feet): 30.50	PURGING INITIATED AT: 1240	PURGING ENDED AT: 1305	TOTAL VOLUME PURGED (gallons): 3.75

EQUIPMENT INFORMATION WATER QUALITY METER — MAKE/MODEL: YSI Pro; SERIAL #: 16F10029

EQUIPMENT INFORMATION OIL/WATER INTERFACE PROBE — MAKE/MODEL: Heron 100'; SERIAL #: 01-7821

TIME	VOLUME PURGED (gallons)	PURGE RATE (gpm)	DEPTH TO WATER (feet)	TEMP. (°C)	DO (mg/L)	COND. (µS/cm)	pH (standard units)	ORP (mV)	TURB. (NTU)	COLOR (describe)	ODOR (describe)
STABILIZATION CRITERIA:			<0.3 ft. drawdown	within 3%	within 10% or <0.5 mg/L	within 3%	±0.1 unit	±10 mV	within 10% or <5 NTU	--	--
1240	0	0.15	25.63	18.5	6.27	160.3	6.71	31.9	310.7	Brown	none
1245	0.75		25.72	18.5	6.03	159.2	6.69	27.3	251.6		
1250	1.5		25.81	18.3	5.85	156.6	6.73	11.1	206.9		
1255	2.25		25.97	18.1	5.61	155.7	6.31	20.3	420.1		
1300	3.0		26.02	17.9	5.57	150.3	6.20	31.9	670.9		
1305	3.75		26.02	17.8	5.49	145.7	6.09	46.1	574.3		

WELL CAPACITY (Gallons Per Foot): **0.75"** = 0.02; **1"** = 0.04; **1.25"** = 0.06; **2"** = 0.16; **3"** = 0.37; **4"** = 0.65; **5"** = 1.02; **6"** = 1.47; **12"** = 5.88

SAMPLING DATA

SAMPLED BY (PRINT) / AFFILIATION: Jacob Miller/AECOM	SAMPLER(S) SIGNATURE(S): Jacob Miller	SAMPLE TIME: 1315

PUMP OR TUBING DEPTH IN WELL (feet): 30.50	TUBING MATERIAL CODE: LDPE	FIELD-FILTERED: Y (N) Filtration Equipment Type: --	FILTER SIZE: -- µm

FIELD DECONTAMINATION: PUMP (Y) N TUBING Y (N) (replaced) DUPLICATE: Y (N)

SAMPLE CONTAINER SPECIFICATION				SAMPLE PRESERVATION (including wet ice)			INTENDED ANALYSIS AND/OR METHOD	SAMPLING EQUIPMENT CODE	SAMPLE PUMP FLOW RATE (gal per minute)
SAMPLE ID CODE	# CONTAINERS	MATERIAL CODE	VOLUME	PRESERVATIVE USED	TOTAL VOL ADDED IN FIELD (mL)	FINAL pH			
MW-74	4	AG	40 mL	HCl	40 mL x 4	6.09	6200	BP	0.1
	3	AG	40 mL	HCl	40 mL x 3		VPH		
	1	PP	250 mL	HNO_3	250 mL		Lead by 6010		

REMARKS:

MATERIAL CODES: **AG** = Amber Glass; **CG** = Clear Glass; **HDPE** = High Density Polyethylene; **LDPE** = Low Density Polyethylene; **PP** = Polypropylene; **S** = Silicone; **T** = Teflon; **O** = Other (Specify)

SAMPLING EQUIPMENT CODES: **APP** = After (Through) Peristaltic Pump; **B** = Bailer; **BP** = Bladder Pump; **ESP** = Electric Submersible Pump; **RFPP** = Reverse Flow Peristaltic Pump; **SM** = Straw Method (Tubing Gravity Drain); **O** = Other (Specify)

GROUNDWATER SAMPLING LOG

SITE NAME: 2020-L1-2448 Incident	SITE LOCATION: Huntersville, NC	PROJECT NUMBER: 60674226	WELL NAME: MW-7S	DATE: 5-31-22

WELL DIAMETER (inches): 2	TUBING DIAMETER (inches):	WELL SCREEN INTERVAL DEPTH: 31.00 ft. to 45.90 ft.	DEPTH TO WATER (feet): 44.13	PUMP TYPE OR BAILER: Bail

1 WELL VOLUME = (TD-DTW) x WELL CAPACITY

(45.90 ft. - 44.13 ft.) x 0.16 gal./ft. = 0.28 gallons

3 WELL VOLUMES = 1 WELL VOLUME X 3

0.28 gallons x 3 = 0.85 gallons

PUMP DEPTH IN WELL (feet): —	PURGING INITIATED AT: 0845	PURGING ENDED AT: 0900	TOTAL VOLUME PURGED (gallons): 0.25

EQUIPMENT INFORMATION WATER QUALITY METER — MAKE/MODEL: YSI PRO+ — SERIAL #: 16F100208

EQUIPMENT INFORMATION OIL/WATER INTERFACE PROBE — MAKE/MODEL: Heron — SERIAL #: 8003 IFP

TIME	VOLUME PURGED (gallons)	PURGE RATE (gpm)	DEPTH TO WATER (feet)	TEMP. (°C)	DO (mg/L)	COND. (µS/cm)	pH (standard units)	ORP (mV)	TURB. (NTU)	COLOR (describe)	ODOR (describe)
STABILIZATION CRITERIA:			<0.3 ft. drawdown	within 3%	within 10% or <0.5 mg/L	within 3%	±0.1 unit	±10 mV	within 10% or <5 NTU	--	--

WELL CAPACITY (Gallons Per Foot): **0.75"** = 0.02; **1"** = 0.04; **1.25"** = 0.06; **2"** = 0.16; **3"** = 0.37; **4"** = 0.65; **5"** = 1.02; **6"** = 1.47; **12"** = 5.88

SAMPLING DATA

SAMPLED BY (PRINT) / AFFILIATION: Sam Moore / AECOM	SAMPLER(S) SIGNATURE(S):	SAMPLE TIME:
PUMP OR TUBING DEPTH IN WELL (feet): —	TUBING MATERIAL CODE: PP	FIELD-FILTERED: Y (N) Filtration Equipment Type: -- FILTER SIZE: -- µm

FIELD DECONTAMINATION: PUMP (Y) N TUBING Y (N) (replaced) DUPLICATE: Y (N)

SAMPLE CONTAINER SPECIFICATION				SAMPLE PRESERVATION (including wet ice)			INTENDED ANALYSIS AND/OR METHOD	SAMPLING EQUIPMENT CODE	SAMPLE PUMP FLOW RATE (gal per minute)
SAMPLE ID CODE	# CONTAINERS	MATERIAL CODE	VOLUME	PRESERVATIVE USED	TOTAL VOL ADDED IN FIELD (mL)	FINAL pH			
MW-7S	4	AG	40 mL	HCl	40 mL x 4		6200	B	—
"	3	AG	40 mL	HCl	40 mL x 3	"	VPH	"	"
"	1	PP	250 mL	HNO_3	250 mL	"	Lead by 6010	"	"

REMARKS: Bailer left in well for recharge overnight. Sample collected on 6-1-2022.

MATERIAL CODES: **AG** = Amber Glass; **CG** = Clear Glass; **HDPE** = High Density Polyethylene; **LDPE** = Low Density Polyethylene; **PP** = Polypropylene; **S** = Silicone; **T** = Teflon; **O** = Other (Specify)

SAMPLING EQUIPMENT CODES: **APP** = After (Through) Peristaltic Pump; **B** = Bailer; **BP** = Bladder Pump; **ESP** = Electric Submersible Pump; **RFPP** = Reverse Flow Peristaltic Pump; **SM** = Straw Method (Tubing Gravity Drain); **O** = Other (Specify)

GROUNDWATER SAMPLING LOG

SITE NAME: 2020-L1-2448 Incident	SITE LOCATION: Huntersville, NC	PROJECT NUMBER: 60674226	WELL NAME: MW-75	DATE: 6/3/22

WELL DIAMETER (inches):	TUBING DIAMETER (inches): 3/8	WELL SCREEN INTERVAL DEPTH: 31.00 ft. to 45.90 ft.	DEPTH TO WATER (feet): NA	PUMP TYPE OR BAILER: Monsoon

1 WELL VOLUME = (TD-DTW) x WELL CAPACITY	3 WELL VOLUMES = 1 WELL VOLUME X 3
(— ft. - — ft.) x — gal./ft. = — gallons	— gallons x 3 = — gallons

PUMP DEPTH IN WELL (feet): NA	PURGING INITIATED AT: —	PURGING ENDED AT: 1130	TOTAL VOLUME PURGED (gallons): —

EQUIPMENT INFORMATION WATER QUALITY METER	MAKE/MODEL: YSI Pro Plus	SERIAL #: 15B102269
EQUIPMENT INFORMATION OIL/WATER INTERFACE PROBE	MAKE/MODEL: HERON	SERIAL #: 8344

TIME	VOLUME PURGED (gallons)	PURGE RATE (gpm)	DEPTH TO WATER (feet)	TEMP. (°C)	DO (mg/L)	COND. (µS/cm)	pH (standard units)	ORP (mV)	TURB. (NTU)	COLOR (describe)	ODOR (describe)
STABILIZATION CRITERIA:			<0.3 ft. drawdown	within 3%	within 10% or <0.5 mg/L	within 3%	±0.1 unit	±10 mV	within 10% or <5 NTU	--	--
Sample	—	—	—	NA	NA	NA	NA	NA	—	Cloudy	None

WELL CAPACITY (Gallons Per Foot): **0.75"** = 0.02; **1"** = 0.04; **1.25"** = 0.06; **2"** = 0.16; **3"** = 0.37; **4"** = 0.65; **5"** = 1.02; **6"** = 1.47; **12"** = 5.88

SAMPLING DATA

SAMPLED BY (PRINT) / AFFILIATION:	SAMPLER(S) SIGNATURE(S):	SAMPLE TIME: 1130
Erik Riegel / AECOM		

PUMP OR TUBING DEPTH IN WELL (feet): NA	TUBING MATERIAL CODE: LDPE	FIELD-FILTERED: Y (N) Filtration Equipment Type: --	FILTER SIZE: -- µm

FIELD DECONTAMINATION: PUMP Y (NA) TUBING Y N (replaced) (NA) DUPLICATE: Y (N)

SAMPLE CONTAINER SPECIFICATION				SAMPLE PRESERVATION (including wet ice)			INTENDED ANALYSIS AND/OR METHOD	SAMPLING EQUIPMENT CODE	SAMPLE PUMP FLOW RATE (gal per minute)
SAMPLE ID CODE	# CONTAINERS	MATERIAL CODE	VOLUME	PRESERVATIVE USED	TOTAL VOL ADDED IN FIELD (mL)	FINAL pH			
MW-75	4	AG	40 mL	HCl	40 mL x 4		6200	B	NA
MW-75	3	AG	40 mL	HCl	40 mL x 3		VPH	B	NA
MW-75	1	PP	250 mL	HNO_3	250 mL		Lead by 6010	B	NA

REMARKS: High turbidity, Previously purged, grab sample only, Well Dry after Sample collected. No parameters collected at time of Sample.

MATERIAL CODES: **AG** = Amber Glass; **CG** = Clear Glass; **HDPE** = High Density Polyethylene; **LDPE** = Low Density Polyethylene; **PP** = Polypropylene; **S** = Silicone; **T** = Teflon; **O** = Other (Specify)

SAMPLING EQUIPMENT CODES: **APP** = After (Through) Peristaltic Pump; **B** = Bailer; **BP** = Bladder Pump; **ESP** = Electric Submersible Pump; **RFPP** = Reverse Flow Peristaltic Pump; **SM** = Straw Method (Tubing Gravity Drain); **O** = Other (Specify)

GROUNDWATER SAMPLING LOG

SITE NAME: 2020-L1-2448 Incident	SITE LOCATION: Huntersville, NC	PROJECT NUMBER: 60674226	WELL NAME: MW-76	DATE: 5/31/2022

WELL DIAMETER (inches): 2	TUBING DIAMETER (inches): 3/8	WELL SCREEN INTERVAL DEPTH: 30 ft. to 47.20 ft.	DEPTH TO WATER (feet): 34.70	PUMP TYPE OR BAILER: monsoon pump

1 WELL VOLUME = (TD-DTW) x WELL CAPACITY

(47.20 ft. - 34.70 ft.) x 0.163 gal./ft. = 2.04 gallons

3 WELL VOLUMES = 1 WELL VOLUME X 3

2.04 gallons x 3 = 6.12 gallons

PUMP DEPTH IN WELL (feet): 46.20	PURGING INITIATED AT: 1326	PURGING ENDED AT: 1411	TOTAL VOLUME PURGED (gallons): 6.12

EQUIPMENT INFORMATION WATER QUALITY METER — MAKE/MODEL: YSI ProPlus; SERIAL #: 15C1D4375

EQUIPMENT INFORMATION OIL/WATER INTERFACE PROBE — MAKE/MODEL: Heron H-Dil; SERIAL #: DI-8345

TIME	VOLUME PURGED (gallons)	PURGE RATE (gpm)	DEPTH TO WATER (feet)	TEMP. (°C)	DO (mg/L)	COND. (µS/cm)	pH (standard units)	ORP (mV)	TURB. (NTU)	COLOR (describe)	ODOR (describe)
STABILIZATION CRITERIA:			<0.3 ft. drawdown	within 3%	within 10% or <0.5 mg/L	within 3%	±0.1 unit	±10 mV	within 10% or <5 NTU	--	--
1326	0	0.136	34.70	16.7	7.64	106.8	6.11	166.6	>1100	brown	none
1331	0.68		35.08	17.3	6.78	104.4	6.12	177.4	886.3		
1336	1.36		35.10	17.3	6.72	101.2	6.10	183.8	977.3		
1341	2.04		35.09	17.2	6.78	101.1	6.08	187.6	1087		
1346	2.72		35.14	17.3	6.71	104.0	6.03	191.3	726.8		
1351	3.4		35.20	17.3	6.61	103.1	6.06	194.0	555.0		
1356	4.08		35.27	17.2	6.69	103.7	6.03	196.1	337.4		
1401	4.76		35.31	17.0	6.72	103.2	6.05	197.8	220.3		
1406	5.44		35.35	16.8	6.72	104.0	6.06	199.2	314.2		
1411	6.12		35.39	16.9	6.72	105.2	6.05	200.3	182.5	lt. brown	

WELL CAPACITY (Gallons Per Foot): **0.75"** = 0.02; **1"** = 0.04; **1.25"** = 0.06; **2"** = 0.16; **3"** = 0.37; **4"** = 0.65; **5"** = 1.02; **6"** = 1.47; **12"** = 5.88

SAMPLING DATA

SAMPLED BY (PRINT) / AFFILIATION: Emily Lore / AECOM	SAMPLER(S) SIGNATURE(S): Emily L. Lore	SAMPLE TIME: 1415

PUMP OR TUBING DEPTH IN WELL (feet): 46.20	TUBING MATERIAL CODE: LDPE	FIELD-FILTERED: Y (N) Filtration Equipment Type: --	FILTER SIZE: -- µm

FIELD DECONTAMINATION: PUMP (Y) N TUBING Y (N (replaced)) DUPLICATE: Y (N)

SAMPLE CONTAINER SPECIFICATION				SAMPLE PRESERVATION (including wet ice)			INTENDED ANALYSIS AND/OR METHOD	SAMPLING EQUIPMENT CODE	SAMPLE PUMP FLOW RATE (gal per minute)
SAMPLE ID CODE	# CONTAINERS	MATERIAL CODE	VOLUME	PRESERVATIVE USED	TOTAL VOL ADDED IN FIELD (mL)	FINAL pH			
MW-76	4	AG	40 mL	HCl	40 mL x 4	6.05	6200	ESP	0.136
	3	AG	40 mL	HCl	40 mL x 3		VPH		
	1	PP	250 mL	HNO_3	250 mL		Lead by 6010		

REMARKS:

MATERIAL CODES: **AG** = Amber Glass; **CG** = Clear Glass; **HDPE** = High Density Polyethylene; **LDPE** = Low Density Polyethylene; **PP** = Polypropylene; **S** = Silicone; **T** = Teflon; **O** = Other (Specify)

SAMPLING EQUIPMENT CODES: **APP** = After (Through) Peristaltic Pump; **B** = Bailer; **BP** = Bladder Pump; **ESP** = Electric Submersible Pump; **RFPP** = Reverse Flow Peristaltic Pump; **SM** = Straw Method (Tubing Gravity Drain); **O** = Other (Specify)

GROUNDWATER SAMPLING LOG

SITE NAME: 2020-L1-2448 Incident	SITE LOCATION: Huntersville, NC	PROJECT NUMBER: 60674226	WELL NAME: MW-77	DATE: 6/01/22

WELL DIAMETER (inches): 2"	TUBING DIAMETER (inches): 3/8"	WELL SCREEN INTERVAL DEPTH: 22.00 ft. to 48.10 ft.	DEPTH TO WATER (feet): 31.50	PUMP TYPE OR BAILER: Monsoon XL

1 WELL VOLUME = (TD-DTW) x WELL CAPACITY

(48.10 ft. - 31.50 ft.) x 0.16 gal./ft. = 2.66 gallons

3 WELL VOLUMES = 1 WELL VOLUME X 3

2.66 gallons x 3 = 7.98 gallons

PUMP DEPTH IN WELL (feet): 40'	PURGING INITIATED AT: 0815	PURGING ENDED AT: 0930	TOTAL VOLUME PURGED (gallons): 6.30

EQUIPMENT INFORMATION WATER QUALITY METER	MAKE/MODEL: YSI Pro Plus	SERIAL #: 18K102303
EQUIPMENT INFORMATION OIL/WATER INTERFACE PROBE	MAKE/MODEL: Heron H.Oil	SERIAL #: 01-8347

TIME	VOLUME PURGED (gallons)	PURGE RATE (gpm)	DEPTH TO WATER (feet)	TEMP. (°C)	DO (mg/L)	COND. (µS/cm)	pH (standard units)	ORP (mV)	TURB. (NTU)	COLOR (describe)	ODOR (describe)
STABILIZATION CRITERIA:			<0.3 ft. drawdown	within 3%	within 10% or <0.5 mg/L	within 3%	±0.1 unit	±10 mV	within 10% or <5 NTU	--	--
0830	1.35	0.09	31.84	19.1	9.33	88.8	6.63	140.9	316.7	cloudy	None
0835	1.80		31.82	19.3	9.14	89.6	6.61	141.1	316.4		
0840	2.25		31.81	19.2	9.10	90.5	6.59	140.7	280.6		
0845	2.70		31.80	19.4	8.96	91.9	6.59	140.0	216.8		
0850	3.15		31.80	19.4	8.87	93.0	6.57	139.8	181.1	clear	
0855	3.60		31.80	19.4	8.88	93.5	6.57	138.5	106.6		
0900	4.05		31.80	19.7	8.71	94.9	6.56	136.5	80.86		
0905	4.50		31.80	19.5	8.78	94.8	6.55	135.3	46.54		
0910	4.95		31.80	19.7	8.69	94.6	6.55	135.0	34.29		
0915	5.40		31.80	19.8	8.66	94.8	6.55	135.7	24.17		
0920	5.85		31.80	19.9	8.63	95.0	6.55	136.3	23.50		
0925	6.30		31.80	19.7	8.72	94.8	6.54	137.2	22.86		

Mike deKozlowski 6/01/22

WELL CAPACITY (Gallons Per Foot): **0.75"** = 0.02; **1"** = 0.04; **1.25"** = 0.06; **2"** = 0.16; **3"** = 0.37; **4"** = 0.65; **5"** = 1.02; **6"** = 1.47; **12"** = 5.88

SAMPLING DATA

SAMPLED BY (PRINT) / AFFILIATION: Mike deKozlowski / AECOM	SAMPLER(S) SIGNATURE(S): Mike deKozlowski	SAMPLE TIME: 0930

PUMP OR TUBING DEPTH IN WELL (feet): 40'	TUBING MATERIAL CODE: LDPE	FIELD-FILTERED: Y (N) Filtration Equipment Type: --	FILTER SIZE: -- µm

FIELD DECONTAMINATION: PUMP (Y) N TUBING Y (N (replaced)) DUPLICATE: (Y) N

SAMPLE CONTAINER SPECIFICATION				SAMPLE PRESERVATION (including wet ice)			INTENDED ANALYSIS AND/OR METHOD	SAMPLING EQUIPMENT CODE	SAMPLE PUMP FLOW RATE (gal per minute)
SAMPLE ID CODE	# CONTAINERS	MATERIAL CODE	VOLUME	PRESERVATIVE USED	TOTAL VOL ADDED IN FIELD (mL)	FINAL pH			
MW-77	4	AG	40 mL	HCl	40 mL x 4	6.54	6200	ESP	0.09
"	3	AG	40 mL	HCl	40 mL x 3	"	VPH	"	"
"	1	PP	250 mL	HNO_3	250 mL	"	Lead by 6010	"	"

REMARKS:

DUP-2-20220601 collected

MATERIAL CODES: **AG** = Amber Glass; **CG** = Clear Glass; **HDPE** = High Density Polyethylene; **LDPE** = Low Density Polyethylene; **PP** = Polypropylene; **S** = Silicone; **T** = Teflon; **O** = Other (Specify)

SAMPLING EQUIPMENT CODES: **APP** = After (Through) Peristaltic Pump; **B** = Bailer; **BP** = Bladder Pump; **ESP** = Electric Submersible Pump; **RFPP** = Reverse Flow Peristaltic Pump; **SM** = Straw Method (Tubing Gravity Drain); **O** = Other (Specify)

GROUNDWATER SAMPLING LOG

SITE NAME: 2020-L1-2448 Incident	SITE LOCATION: Huntersville, NC	PROJECT NUMBER: 60674226	WELL NAME: MW-78	DATE: 6/1/2022

WELL DIAMETER (inches): 2	TUBING DIAMETER (inches): 3/8	WELL SCREEN INTERVAL DEPTH: 33 ft. to 57.7 ft.	DEPTH TO WATER (feet): 36	PUMP TYPE OR BAILER: monsoon pump

1 WELL VOLUME = (TD-DTW) x WELL CAPACITY

(57.7 ft. - 36 ft.) x 0.163 gal./ft. = 3.54 gallons

3 WELL VOLUMES = 1 WELL VOLUME X 3

3.54 gallons x 3 = 10.61 gallons

PUMP DEPTH IN WELL (feet): 56.7	PURGING INITIATED AT: 1333	PURGING ENDED AT: 1428	TOTAL VOLUME PURGED (gallons): 7.5

EQUIPMENT INFORMATION WATER QUALITY METER	MAKE/MODEL: YSI ProPlus	SERIAL #: 15C1D4375
EQUIPMENT INFORMATION OIL/WATER INTERFACE PROBE	MAKE/MODEL: Heron H-Dil	SERIAL #: D1-8345

TIME	VOLUME PURGED (gallons)	PURGE RATE (gpm)	DEPTH TO WATER (feet)	TEMP. (°C)	DO (mg/L)	COND. (µS/cm)	pH (standard units)	ORP (mV)	TURB. (NTU)	COLOR (describe)	ODOR (describe)
STABILIZATION CRITERIA:			<0.3 ft. drawdown	within 3%	within 10% or <0.5 mg/L	within 3%	±0.1 unit	±10 mV	within 10% or <5 NTU	--	--
1333	0	0.136	36.00	19.1	9.34	80.2	6.03	152.9	>1100	brown	none
1338	0.68		37.53	18.4	6.79	77.2	6.13	168.3	>1100		
1343	1.36		37.76	18.4	6.34	76.2	6.11	174.1	1007		
1348	2.05		37.80	18.4	6.35	77.1	6.11	176.2	673.0		
1353	2.73		37.86	18.3	6.32	78.3	6.12	177.2	638.6		
1358	3.41		37.74	18.3	6.35	80.2	6.14	177.6	502.6		
1403	4.09		37.71	18.4	6.20	80.8	6.15	174.2	234.5		
1408	4.77		37.82	18.3	6.30	81.5	6.16	169.6	175.6	clear	
1413	5.45		37.81	18.3	6.21	81.6	6.16	165.1	163.0		
1418	6.14		37.72	18.6	6.23	81.5	6.14	166.8	127.2		
1423	6.82		37.47	18.6	6.14	81.7	6.14	170.1	122.9		
1428	7.5		37.73	18.5	6.28	81.8	6.14	173.8	120.6		

WELL CAPACITY (Gallons Per Foot): **0.75"** = 0.02; **1"** = 0.04; **1.25"** = 0.06; **2"** = 0.16; **3"** = 0.37; **4"** = 0.65; **5"** = 1.02; **6"** = 1.47; **12"** = 5.88

SAMPLING DATA

SAMPLED BY (PRINT) / AFFILIATION: Emily Lore / AECOM	SAMPLER(S) SIGNATURE(S): Emily L. Lore	SAMPLE TIME: 1430
PUMP OR TUBING DEPTH IN WELL (feet):	TUBING MATERIAL CODE: LDPE	FIELD-FILTERED: Y (N) Filtration Equipment Type: -- FILTER SIZE: -- µm

FIELD DECONTAMINATION: PUMP (Y) N TUBING Y (N (replaced)) DUPLICATE: Y (N)

SAMPLE CONTAINER SPECIFICATION				SAMPLE PRESERVATION (including wet ice)			INTENDED ANALYSIS AND/OR METHOD	SAMPLING EQUIPMENT CODE	SAMPLE PUMP FLOW RATE (gal per minute)
SAMPLE ID CODE	# CONTAINERS	MATERIAL CODE	VOLUME	PRESERVATIVE USED	TOTAL VOL ADDED IN FIELD (mL)	FINAL pH			
MW-78	4	AG	40 mL	HCl	40 mL x 4	6.14	6200	ESP	0.136
	3	AG	40 mL	HCl	40 mL x 3		VPH		
	1	PP	250 mL	HNO_3	250 mL		Lead by 6010		

REMARKS:

MATERIAL CODES: **AG** = Amber Glass; **CG** = Clear Glass; **HDPE** = High Density Polyethylene; **LDPE** = Low Density Polyethylene; **PP** = Polypropylene; **S** = Silicone; **T** = Teflon; **O** = Other (Specify)

SAMPLING EQUIPMENT CODES: **APP** = After (Through) Peristaltic Pump; **B** = Bailer; **BP** = Bladder Pump; **ESP** = Electric Submersible Pump; **RFPP** = Reverse Flow Peristaltic Pump; **SM** = Straw Method (Tubing Gravity Drain); **O** = Other (Specify)

GROUNDWATER SAMPLING LOG

SITE NAME: 2020-L1-2448 Incident	SITE LOCATION: Huntersville, NC	PROJECT NUMBER: 60674226	WELL NAME: MW-79	DATE: 6/01/22

WELL DIAMETER (inches): 2"	TUBING DIAMETER (inches): 3/8"	WELL SCREEN INTERVAL DEPTH: 20.22 ft. to 40.22 ft.	DEPTH TO WATER (feet): 30.25	PUMP TYPE OR BAILER: Monsoon XL

1 WELL VOLUME = (TD-DTW) x WELL CAPACITY

(40.22 ft. - 30.25 ft.) x 0.16 gal./ft. = 1.60 gallons

3 WELL VOLUMES = 1 WELL VOLUME X 3

1.60 gallons x 3 = 4.80 gallons

PUMP DEPTH IN WELL (feet): 36'	PURGING INITIATED AT: 1010	PURGING ENDED AT: 1125	TOTAL VOLUME PURGED (gallons): 7.0

EQUIPMENT INFORMATION WATER QUALITY METER — MAKE/MODEL: YSI Pro Plus; SERIAL #: 18K102303

EQUIPMENT INFORMATION OIL/WATER INTERFACE PROBE — MAKE/MODEL: Heron H.Oil; SERIAL #: 01-8347

TIME	VOLUME PURGED (gallons)	PURGE RATE (gpm)	DEPTH TO WATER (feet)	TEMP. (°C)	DO (mg/L)	COND. (µS/cm)	pH (standard units)	ORP (mV)	TURB. (NTU)	COLOR (describe)	ODOR (describe)
STABILIZATION CRITERIA:			<0.3 ft. drawdown	within 3%	within 10% or <0.5 mg/L	within 3%	±0.1 unit	±10 mV	within 10% or <5 NTU	--	--
1025	1.5	0.1	30.57	19.5	9.19	93.8	6.32	164.5	715.2	cloudy	None
1030	2.0	"	30.57	19.6	9.03	95.4	6.32	164.1	517.3	"	"
1035	2.5	"	30.57	19.8	8.78	97.5	6.33	161.1	402.4	"	"
1040	3.0	"	30.57	19.6	8.79	98.5	6.34	159.6	382.7	"	"
1045	3.5	"	30.56	19.4	8.69	101.1	6.34	154.8	319.3	"	"
1050	4.5	"	30.56	19.4	8.64	100.7	6.35	151.3	263.6	"	"
1055	5.0	"	30.56	19.6	8.49	100.8	6.34	148.7	234.1	"	"
1100	5.5	"	30.56	19.7	8.30	101.7	6.34	147.2	192.2	clear	"
1105	6.0	"	30.56	19.5	8.36	101.6	6.34	145.5	150.7	"	"
1110	6.5	"	30.56	19.5	8.28	101.9	6.34	143.2	150.2	"	"
1115	7.0	"	30.56	19.5	8.30	101.9	6.35	140.9	148.3	"	"

Mike de Kozlowski 6/01/22

WELL CAPACITY (Gallons Per Foot): **0.75"** = 0.02; **1"** = 0.04; **1.25"** = 0.06; **2"** = 0.16; **3"** = 0.37; **4"** = 0.65; **5"** = 1.02; **6"** = 1.47; **12"** = 5.88

SAMPLING DATA

SAMPLED BY (PRINT) / AFFILIATION: Mike de Kozlowski / AECOM	SAMPLER(S) SIGNATURE(S): Mike de Kozlowski	SAMPLE TIME: 1125

PUMP OR TUBING DEPTH IN WELL (feet): 36'	TUBING MATERIAL CODE: LDPE	FIELD-FILTERED: Y (N) Filtration Equipment Type: --	FILTER SIZE: -- µm

FIELD DECONTAMINATION: PUMP (Y) N TUBING Y (N (replaced)) DUPLICATE: Y (N)

SAMPLE CONTAINER SPECIFICATION				SAMPLE PRESERVATION (including wet ice)			INTENDED ANALYSIS AND/OR METHOD	SAMPLING EQUIPMENT CODE	SAMPLE PUMP FLOW RATE (gal per minute)
SAMPLE ID CODE	# CONTAINERS	MATERIAL CODE	VOLUME	PRESERVATIVE USED	TOTAL VOL ADDED IN FIELD (mL)	FINAL pH			
MW-79	4	AG	40 mL	HCl	40 mL x 4	6.35	6200	ESP	0.1
"	3	AG	40 mL	HCl	40 mL x 3	"	VPH	"	"
"	1	PP	250 mL	HNO_3	250 mL	"	Lead by 6010	"	"

REMARKS:

MATERIAL CODES: **AG** = Amber Glass; **CG** = Clear Glass; **HDPE** = High Density Polyethylene; **LDPE** = Low Density Polyethylene; **PP** = Polypropylene; **S** = Silicone; **T** = Teflon; **O** = Other (Specify)

SAMPLING EQUIPMENT CODES: **APP** = After (Through) Peristaltic Pump; **B** = Bailer; **BP** = Bladder Pump; **ESP** = Electric Submersible Pump; **RFPP** = Reverse Flow Peristaltic Pump; **SM** = Straw Method (Tubing Gravity Drain); **O** = Other (Specify)

GROUNDWATER SAMPLING LOG

SITE NAME: 2020-L1-2448 Incident	SITE LOCATION: Huntersville, NC	PROJECT NUMBER: 60674226	WELL NAME: MW-79D	DATE: 6/1/22

WELL DIAMETER (inches): 2"	TUBING DIAMETER (inches): 3/8"	WELL SCREEN INTERVAL DEPTH: 146.61 ft. to 156.61 ft.	DEPTH TO WATER (feet): 45.40	PUMP TYPE OR BAILER: Bladder

1 WELL VOLUME = (TD-DTW) x WELL CAPACITY

(156.61 ft. - 45.40 ft.) x 0.16 gal./ft. = 17.79 gallons

3 WELL VOLUMES = 1 WELL VOLUME X 3

17.79 gallons x 3 = 53.37 gallons

PUMP DEPTH IN WELL (feet): 151.61	PURGING INITIATED AT: 1255	PURGING ENDED AT: 1320	TOTAL VOLUME PURGED (gallons): 2.5

EQUIPMENT INFORMATION WATER QUALITY METER — MAKE/MODEL: YSI Pro; SERIAL #: 16F10029

EQUIPMENT INFORMATION OIL/WATER INTERFACE PROBE — MAKE/MODEL: Heron 100'; SERIAL #: 01-7821

TIME	VOLUME PURGED (gallons)	PURGE RATE (gpm)	DEPTH TO WATER (feet)	TEMP. (°C)	DO (mg/L)	COND. (µS/cm)	pH (standard units)	ORP (mV)	TURB. (NTU)	COLOR (describe)	ODOR (describe)
STABILIZATION CRITERIA:			<0.3 ft. drawdown	within 3%	within 10% or <0.5 mg/L	within 3%	±0.1 unit	±10 mV	within 10% or <5 NTU	--	--
1255	0	0.1	45.17	20.0	2.66	2182	11.94	-45.2	12.97	clear	none
1300	0.5		45.31	19.6	1.07	2207	12.04	-99.7	5.31		
1305	1.0		45.40	18.9	0.79	2345	12.13	-134.4	6.21		
1310	1.5		45.49	18.9	0.60	2346	12.14	-135.9	7.37		
1315	2.0		45.56	19.0	0.52	2347	12.15	-135.9	6.81		
1320	2.5		45.63	19.1	0.49	2345	12.19	-140.9	4.32		

WELL CAPACITY (Gallons Per Foot): **0.75"** = 0.02; **1"** = 0.04; **1.25"** = 0.06; **2"** = 0.16; **3"** = 0.37; **4"** = 0.65; **5"** = 1.02; **6"** = 1.47; **12"** = 5.88

SAMPLING DATA

SAMPLED BY (PRINT) / AFFILIATION: Jacob Miller/AECOM	SAMPLER(S) SIGNATURE(S): Jacob Miller	SAMPLE TIME: 1330

PUMP OR TUBING DEPTH IN WELL (feet): 136.50	TUBING MATERIAL CODE: LDPE	FIELD-FILTERED: Y (N) Filtration Equipment Type: --	FILTER SIZE: -- µm

FIELD DECONTAMINATION: PUMP (Y) N TUBING Y (N) (replaced) DUPLICATE: Y (N)

SAMPLE CONTAINER SPECIFICATION				SAMPLE PRESERVATION (including wet ice)			INTENDED ANALYSIS AND/OR METHOD	SAMPLING EQUIPMENT CODE	SAMPLE PUMP FLOW RATE (gal per minute)
SAMPLE ID CODE	# CONTAINERS	MATERIAL CODE	VOLUME	PRESERVATIVE USED	TOTAL VOL ADDED IN FIELD (mL)	FINAL pH			
MW-79D	4	AG	40 mL	HCl	40 mL x 4	12.19	6200	BP	0.1
	3	AG	40 mL	HCl	40 mL x 3		VPH		
	1	PP	250 mL	HNO_3	250 mL		Lead by 6010		

REMARKS:

MATERIAL CODES: **AG** = Amber Glass; **CG** = Clear Glass; **HDPE** = High Density Polyethylene; **LDPE** = Low Density Polyethylene; **PP** = Polypropylene; **S** = Silicone; **T** = Teflon; **O** = Other (Specify)

SAMPLING EQUIPMENT CODES: **APP** = After (Through) Peristaltic Pump; **B** = Bailer; **BP** = Bladder Pump; **ESP** = Electric Submersible Pump; **RFPP** = Reverse Flow Peristaltic Pump; **SM** = Straw Method (Tubing Gravity Drain); **O** = Other (Specify)

GROUNDWATER SAMPLING LOG

SITE NAME: 2020-L1-2448 Incident	SITE LOCATION: Huntersville, NC	PROJECT NUMBER: 60674226	WELL NAME: MW-80	DATE: 6/01/22

WELL DIAMETER (inches): 2"	TUBING DIAMETER (inches): 3/8"	WELL SCREEN INTERVAL DEPTH: ft. to 39.94 ft.	DEPTH TO WATER (feet): 31.37	PUMP TYPE OR BAILER: Monsoon XL

1 WELL VOLUME = (TD-DTW) x WELL CAPACITY

(39.94 ft. - 31.37 ft.) x 0.16 gal./ft. = 1.37 gallons

3 WELL VOLUMES = 1 WELL VOLUME X 3

1.37 gallons x 3 = 4.11 gallons

PUMP DEPTH IN WELL (feet): 38.5'	PURGING INITIATED AT: 1340	PURGING ENDED AT: 1445	TOTAL VOLUME PURGED (gallons): 2.86

EQUIPMENT INFORMATION WATER QUALITY METER — MAKE/MODEL: YSI Pro Plus; SERIAL #: 18K102303

EQUIPMENT INFORMATION OIL/WATER INTERFACE PROBE — MAKE/MODEL: Heron H.Oil; SERIAL #: 01-8347

TIME	VOLUME PURGED (gallons)	PURGE RATE (gpm)	DEPTH TO WATER (feet)	TEMP. (°C)	DO (mg/L)	COND. (µS/cm)	pH (standard units)	ORP (mV)	TURB. (NTU)	COLOR (describe)	ODOR (describe)
STABILIZATION CRITERIA:			<0.3 ft. drawdown	within 3%	within 10% or <0.5 mg/L	within 3%	±0.1 unit	±10 mV	within 10% or <5 NTU	--	--
1405	1.30	0.052	32.05	21.0	9.80	273.4	6.37	143.8	280.8	cloudy	None
1410	1.56		32.09	20.7	6.57	283.4	6.33	138.9	119.9		
1415	1.82		32.10	21.2	6.27	291.8	6.30	138.0	50.86	clear	
1420	2.08		32.11	21.0	6.20	290.6	6.28	135.2	32.81		
1425	2.34		32.12	21.4	6.03	292.0	6.28	136.5	17.05		
1430	2.60		32.12	21.3	6.04	291.7	6.26	138.1	17.42		
1435	2.86		32.12	21.3	6.04	291.3	6.26	137.6	17.22		

Mike de Kozlowski 6/01/22

WELL CAPACITY (Gallons Per Foot): **0.75"** = 0.02; **1"** = 0.04; **1.25"** = 0.06; **2"** = 0.16; **3"** = 0.37; **4"** = 0.65; **5"** = 1.02; **6"** = 1.47; **12"** = 5.88

SAMPLING DATA

SAMPLED BY (PRINT) / AFFILIATION: Mike de Kozlowski / AECOM	SAMPLER(S) SIGNATURE(S): Mike de Kozlowski	SAMPLE TIME: 1445

PUMP OR TUBING DEPTH IN WELL (feet): 38.5'	TUBING MATERIAL CODE: LDPE	FIELD-FILTERED: Y (N) Filtration Equipment Type: --	FILTER SIZE: -- µm

FIELD DECONTAMINATION: PUMP (Y) N TUBING Y (N (replaced)) DUPLICATE: Y (N)

SAMPLE CONTAINER SPECIFICATION				SAMPLE PRESERVATION (including wet ice)			INTENDED ANALYSIS AND/OR METHOD	SAMPLING EQUIPMENT CODE	SAMPLE PUMP FLOW RATE (gal per minute)
SAMPLE ID CODE	# CONTAINERS	MATERIAL CODE	VOLUME	PRESERVATIVE USED	TOTAL VOL ADDED IN FIELD (mL)	FINAL pH			
MW-80	4	AG	40 mL	HCl	40 mL x 4	6.26	6200	ESP	0.052
	3	AG	40 mL	HCl	40 mL x 3		VPH		
	1	PP	250 mL	HNO_3	250 mL		Lead by 6010		

REMARKS:

MATERIAL CODES: **AG** = Amber Glass; **CG** = Clear Glass; **HDPE** = High Density Polyethylene; **LDPE** = Low Density Polyethylene; **PP** = Polypropylene; **S** = Silicone; **T** = Teflon; **O** = Other (Specify)

SAMPLING EQUIPMENT CODES: **APP** = After (Through) Peristaltic Pump; **B** = Bailer; **BP** = Bladder Pump; **ESP** = Electric Submersible Pump; **RFPP** = Reverse Flow Peristaltic Pump; **SM** = Straw Method (Tubing Gravity Drain); **O** = Other (Specify)

GROUNDWATER SAMPLING LOG

SITE NAME: 2020-L1-2448 Incident	SITE LOCATION: Huntersville, NC	PROJECT NUMBER: 60674226	WELL NAME: MW-81	DATE: 6/1/22
WELL DIAMETER (inches): 2	TUBING DIAMETER (inches): NA	WELL SCREEN INTERVAL DEPTH: 16.84 ft. to 36.63 ft.	DEPTH TO WATER (feet): 33.25	PUMP TYPE OR BAILER: BAILER

1 WELL VOLUME = (TD-DTW) x WELL CAPACITY

(36.63 ft. - 33.25 ft.) x 0.16 gal./ft. = 0.54 gallons

3 WELL VOLUMES = 1 WELL VOLUME X 3

0.54 gallons x 3 = 1.6 gallons

PUMP DEPTH IN WELL (feet): NA	PURGING INITIATED AT: 0930	PURGING ENDED AT: 0945	TOTAL VOLUME PURGED (gallons): 1.6

EQUIPMENT INFORMATION WATER QUALITY METER	MAKE/MODEL: SERIAL #: NA	EQUIPMENT INFORMATION OIL/WATER INTERFACE PROBE	MAKE/MODEL: SERIAL #: NA

TIME	VOLUME PURGED (gallons)	PURGE RATE (gpm)	DEPTH TO WATER (feet)	TEMP. (°C)	DO (mg/L)	COND. (µS/cm)	pH (standard units)	ORP (mV)	TURB. (NTU)	COLOR (describe)	ODOR (describe)
STABILIZATION CRITERIA:			<0.3 ft. drawdown	within 3%	within 10% or <0.5 mg/L	within 3%	±0.1 unit	±10 mV	within 10% or <5 NTU	--	--
0940	1	—	—	19.7	3.77	219.1	6.08	103.2	—	cloudy	none

WELL CAPACITY (Gallons Per Foot): **0.75"** = 0.02; **1"** = 0.04; **1.25"** = 0.06; **2"** = 0.16; **3"** = 0.37; **4"** = 0.65; **5"** = 1.02; **6"** = 1.47; **12"** = 5.88

SAMPLING DATA

SAMPLED BY (PRINT) / AFFILIATION: ERICA DUNCAN	SAMPLER(S) SIGNATURE(S):	SAMPLE TIME: 0945
PUMP OR TUBING DEPTH IN WELL (feet): NA	TUBING MATERIAL CODE: NA	FIELD-FILTERED: Y (N) Filtration Equipment Type: -- FILTER SIZE: -- µm
FIELD DECONTAMINATION: PUMP Y (N)	TUBING Y (N) (replaced)	DUPLICATE: Y (N)

SAMPLE CONTAINER SPECIFICATION				SAMPLE PRESERVATION (including wet ice)					
SAMPLE ID CODE	# CONTAINERS	MATERIAL CODE	VOLUME	PRESERVATIVE USED	TOTAL VOL ADDED IN FIELD (mL)	FINAL pH	INTENDED ANALYSIS AND/OR METHOD	SAMPLING EQUIPMENT CODE	SAMPLE PUMP FLOW RATE (gal per minute)
MW-81	4	AG	40 mL	HCl	40 mL x 4	6.08	6200	B	
1	3	AG	40 mL	HCl	40 mL x 3	1	VPH	1	1
	1	PP	250 mL	HNO_3	250 mL	1	Lead by 6010	1	1

REMARKS: BAILED 3 WELL VOLUMES & SAMPLED

MATERIAL CODES: **AG** = Amber Glass; **CG** = Clear Glass; **HDPE** = High Density Polyethylene; **LDPE** = Low Density Polyethylene; **PP** = Polypropylene; **S** = Silicone; **T** = Teflon; **O** = Other (Specify)

SAMPLING EQUIPMENT CODES: **APP** = After (Through) Peristaltic Pump; **B** = Bailer; **BP** = Bladder Pump; **ESP** = Electric Submersible Pump; **RFPP** = Reverse Flow Peristaltic Pump; **SM** = Straw Method (Tubing Gravity Drain); **O** = Other (Specify)

GROUNDWATER SAMPLING LOG

SITE NAME: 2020-L1-2448 Incident	SITE LOCATION: Huntersville, NC	PROJECT NUMBER: 60674226	WELL NAME: MW-81D	DATE: 6/1/22

WELL DIAMETER (inches): 2	TUBING DIAMETER (inches): 3/8	WELL SCREEN INTERVAL DEPTH: 98.0 ft. to 113.26 ft.	DEPTH TO WATER (feet): 43.30	PUMP TYPE OR BAILER: MONSOON

1 WELL VOLUME = (TD-DTW) x WELL CAPACITY

(113.26 ft. - 43.30 ft.) x 0.16 gal./ft. = 11.19 gallons

3 WELL VOLUMES = 1 WELL VOLUME X 3

11.19 gallons x 3 = 33.5 gallons

PUMP DEPTH IN WELL (feet): 105	PURGING INITIATED AT: 1105	PURGING ENDED AT: 1140	TOTAL VOLUME PURGED (gallons): 3.5

EQUIPMENT INFORMATION WATER QUALITY METER — MAKE/MODEL: YSI — SERIAL #: 15C101916

EQUIPMENT INFORMATION OIL/WATER INTERFACE PROBE — MAKE/MODEL: Heron — SERIAL #: 01-7799

TIME	VOLUME PURGED (gallons)	PURGE RATE (gpm)	DEPTH TO WATER (feet)	TEMP. (°C)	DO (mg/L)	COND. (µS/cm)	pH (standard units)	ORP (mV)	TURB. (NTU)	COLOR (describe)	ODOR (describe)
STABILIZATION CRITERIA:			<0.3 ft. drawdown	within 3%	within 10% or <0.5 mg/L	within 3%	±0.1 unit	±10 mV	within 10% or <5 NTU	--	--
1105	0	0.1	51.3	18.2	2.24	231.8	7.71	60.6	18.0	clear	none
1110	0.5	0.1	51.3	18.7	1.92	234.6	7.76	59.1	18.12	clear	none
1115	1.0	0.1	52.0	19.4	1.76	237.6	7.77	65.7	8.90	clear	none
1120	1.5	0.1	52.25	19.6	1.76	238.7	7.79	62.5	8.72	clear	none
1125	2.0	0.1	52.32	19.6	1.70	239.5	7.80	32.6	7.89	clear	none
1130	2.5	0.1	52.45	19.7	1.47	240.1	7.81	27.7	7.43	clear	none
1135	3.6	0.1	52.47	20.0	1.37	242.3	7.80	21.5	5.65	clear	none
1140	3.5	0.1	52.50	20.1	1.29	243.6	7.79	17.2	3.90	clear	none



WELL CAPACITY (Gallons Per Foot): **0.75"** = 0.02; **1"** = 0.04; **1.25"** = 0.06; **2"** = 0.16; **3"** = 0.37; **4"** = 0.65; **5"** = 1.02; **6"** = 1.47; **12"** = 5.88

SAMPLING DATA

SAMPLED BY (PRINT) / AFFILIATION: ERICA DUNCAN	SAMPLER(S) SIGNATURE(S):	SAMPLE TIME: 1140

PUMP OR TUBING DEPTH IN WELL (feet): 102	TUBING MATERIAL CODE: LDPE	FIELD-FILTERED: Y (N) Filtration Equipment Type: --	FILTER SIZE: -- µm

FIELD DECONTAMINATION: PUMP (Y) N TUBING Y (N) (replaced) DUPLICATE: Y (N)

SAMPLE CONTAINER SPECIFICATION				SAMPLE PRESERVATION (including wet ice)			INTENDED ANALYSIS AND/OR METHOD	SAMPLING EQUIPMENT CODE	SAMPLE PUMP FLOW RATE (gal per minute)
SAMPLE ID CODE	# CONTAINERS	MATERIAL CODE	VOLUME	PRESERVATIVE USED	TOTAL VOL ADDED IN FIELD (mL)	FINAL pH			
MW-81D	4	AG	40 mL	HCl	40 mL x 4	7.79	6200	ESP	0.1
"	3	AG	40 mL	HCl	40 mL x 3	"	VPH	"	"
"	1	PP	250 mL	HNO_3	250 mL	"	Lead by 6010	"	"

REMARKS: SAMPLED WHEN TURBIDITY WAS <5

MATERIAL CODES: **AG** = Amber Glass; **CG** = Clear Glass; **HDPE** = High Density Polyethylene; **LDPE** = Low Density Polyethylene; **PP** = Polypropylene; **S** = Silicone; **T** = Teflon; **O** = Other (Specify)

SAMPLING EQUIPMENT CODES: **APP** = After (Through) Peristaltic Pump; **B** = Bailer; **BP** = Bladder Pump; **ESP** = Electric Submersible Pump; **RFPP** = Reverse Flow Peristaltic Pump; **SM** = Straw Method (Tubing Gravity Drain); **O** = Other (Specify)

GROUNDWATER SAMPLING LOG

SITE NAME: 2020-L1-2448 Incident	SITE LOCATION: Huntersville, NC	PROJECT NUMBER: 60674226	WELL NAME: MW-82	DATE: 6/1/22

WELL DIAMETER (inches): 2	TUBING DIAMETER (inches): NA	WELL SCREEN INTERVAL DEPTH: 13.81 ft. to 38.65 ft.	DEPTH TO WATER (feet): 35.95	PUMP TYPE OR BAILER: BAILER

1 WELL VOLUME = (TD-DTW) x WELL CAPACITY	3 WELL VOLUMES = 1 WELL VOLUME X 3
(38.65 ft. - 35.91 ft.) x 0.16 gal./ft. = 0.43 gallons	0.43 gallons x 3 = 1.31 gallons

PUMP DEPTH IN WELL (feet): NA	PURGING INITIATED AT: 0830	PURGING ENDED AT: 0845	TOTAL VOLUME PURGED (gallons): 1.3

EQUIPMENT INFORMATION WATER QUALITY METER	MAKE/MODEL: NA SERIAL #:	EQUIPMENT INFORMATION OIL/WATER INTERFACE PROBE	MAKE/MODEL: NA SERIAL #:

TIME	VOLUME PURGED (gallons)	PURGE RATE (gpm)	DEPTH TO WATER (feet)	TEMP. (°C)	DO (mg/L)	COND. (µS/cm)	pH (standard units)	ORP (mV)	TURB. (NTU)	COLOR (describe)	ODOR (describe)
STABILIZATION CRITERIA:			<0.3 ft. drawdown	within 3%	within 10% or <0.5 mg/L	within 3%	±0.1 unit	±10 mV	within 10% or <5 NTU	--	--
0840	1	—	—	18.7	4.49	216.1	6.32	73.8	—	clear	none

WELL CAPACITY (Gallons Per Foot): **0.75"** = 0.02; **1"** = 0.04; **1.25"** = 0.06; **2"** = 0.16; **3"** = 0.37; **4"** = 0.65; **5"** = 1.02; **6"** = 1.47; **12"** = 5.88

SAMPLING DATA

SAMPLED BY (PRINT) / AFFILIATION: ERICA DUNCAN	SAMPLER(S) SIGNATURE(S):	SAMPLE TIME: 0845

PUMP OR TUBING DEPTH IN WELL (feet): NA	TUBING MATERIAL CODE: NA	FIELD-FILTERED: Y (N) Filtration Equipment Type: --	FILTER SIZE: -- µm

FIELD DECONTAMINATION: PUMP Y (N) TUBING Y (N) (replaced) DUPLICATE: Y (N)

SAMPLE CONTAINER SPECIFICATION				SAMPLE PRESERVATION (including wet ice)			INTENDED ANALYSIS AND/OR METHOD	SAMPLING EQUIPMENT CODE	SAMPLE PUMP FLOW RATE (gal per minute)
SAMPLE ID CODE	# CONTAINERS	MATERIAL CODE	VOLUME	PRESERVATIVE USED	TOTAL VOL ADDED IN FIELD (mL)	FINAL pH			
MW-82	4	AG	40 mL	HCl	40 mL x 4	6.32	6200	B	
"	3	AG	40 mL	HCl	40 mL x 3	"	VPH	"	"
"	1	PP	250 mL	HNO_3	250 mL	"	Lead by 6010	"	"

REMARKS: BAILED 3 WELL VOLUMES & SAMPLED

MATERIAL CODES: **AG** = Amber Glass; **CG** = Clear Glass; **HDPE** = High Density Polyethylene; **LDPE** = Low Density Polyethylene; **PP** = Polypropylene; **S** = Silicone; **T** = Teflon; **O** = Other (Specify)

SAMPLING EQUIPMENT CODES: **APP** = After (Through) Peristaltic Pump; **B** = Bailer; **BP** = Bladder Pump; **ESP** = Electric Submersible Pump; **RFPP** = Reverse Flow Peristaltic Pump; **SM** = Straw Method (Tubing Gravity Drain); **O** = Other (Specify)

GROUNDWATER SAMPLING LOG

SITE NAME: 2020-L1-2448 Incident	SITE LOCATION: Huntersville, NC	PROJECT NUMBER: 60674226	WELL NAME: MW-83	DATE: 6-1-22

WELL DIAMETER (inches): 4	TUBING DIAMETER (inches):	WELL SCREEN INTERVAL DEPTH: 25.00 ft. to 43.51 ft.	DEPTH TO WATER (feet): 34.69	PUMP TYPE OR BAILER: Monsoon XL

1 WELL VOLUME = (TD-DTW) x WELL CAPACITY

(43.51 ft. - 34.69 ft.) x 0.65 gal./ft. = 5.73 gallons

3 WELL VOLUMES = 1 WELL VOLUME X 3

5.73 gallons x 3 = 17.20 gallons

PUMP DEPTH IN WELL (feet): 39	PURGING INITIATED AT: 1330	PURGING ENDED AT: 1410	TOTAL VOLUME PURGED (gallons): 3.2

EQUIPMENT INFORMATION WATER QUALITY METER — MAKE/MODEL: YSI PRO+ — SERIAL #: 16F100208

EQUIPMENT INFORMATION OIL/WATER INTERFACE PROBE — MAKE/MODEL: Heron — SERIAL #: 8003 IFP

TIME	VOLUME PURGED (gallons)	PURGE RATE (gpm)	DEPTH TO WATER (feet)	TEMP. (°C)	DO (mg/L)	COND. (µS/cm)	pH (standard units)	ORP (mV)	TURB. (NTU)	COLOR (describe)	ODOR (describe)
STABILIZATION CRITERIA:			<0.3 ft. drawdown	within 3%	within 10% or <0.5 mg/L	within 3%	±0.1 unit	±10 mV	within 10% or <5 NTU	--	--
1350	1.6	0.08	35.22	21.3	4.38	95.5	6.67	41.5	708.0	Brown	None
1355	2.0		35.23	20.6	4.21	94.2	6.72	58.6	899.1		
1400	2.4		35.24	20.8	4.20	94.1	6.67	65.7	937.5		
1405	2.8		35.24	20.9	4.20	94.0	6.69	66.9	907.3		
1410	3.2		35.24	21.0	4.13	93.5	6.72	67.5	915.9		

WELL CAPACITY (Gallons Per Foot): **0.75"** = 0.02; **1"** = 0.04; **1.25"** = 0.06; **2"** = 0.16; **3"** = 0.37; **4"** = 0.65; **5"** = 1.02; **6"** = 1.47; **12"** = 5.88

SAMPLING DATA

SAMPLED BY (PRINT) / AFFILIATION: Sam Moore / AECOM	SAMPLER(S) SIGNATURE(S):	SAMPLE TIME: 1415

PUMP OR TUBING DEPTH IN WELL (feet): 39	TUBING MATERIAL CODE: LDPE	FIELD-FILTERED: Y (N) Filtration Equipment Type: --	FILTER SIZE: -- µm

FIELD DECONTAMINATION: PUMP (Y) N TUBING Y (N) (replaced) DUPLICATE: Y (N)

SAMPLE CONTAINER SPECIFICATION				SAMPLE PRESERVATION (including wet ice)			INTENDED ANALYSIS AND/OR METHOD	SAMPLING EQUIPMENT CODE	SAMPLE PUMP FLOW RATE (gal per minute)
SAMPLE ID CODE	# CONTAINERS	MATERIAL CODE	VOLUME	PRESERVATIVE USED	TOTAL VOL ADDED IN FIELD (mL)	FINAL pH			
MW-83	4	AG	40 mL	HCl	40 mL x 4	6.72	6200	ESP	0.08
	3	AG	40 mL	HCl	40 mL x 3		VPH		
	1	PP	250 mL	HNO_3	250 mL		Lead by 6010		

REMARKS: Well stabilized before 3 well volumes purged.

MATERIAL CODES: **AG** = Amber Glass; **CG** = Clear Glass; **HDPE** = High Density Polyethylene; **LDPE** = Low Density Polyethylene; **PP** = Polypropylene; **S** = Silicone; **T** = Teflon; **O** = Other (Specify)

SAMPLING EQUIPMENT CODES: **APP** = After (Through) Peristaltic Pump; **B** = Bailer; **BP** = Bladder Pump; **ESP** = Electric Submersible Pump; **RFPP** = Reverse Flow Peristaltic Pump; **SM** = Straw Method (Tubing Gravity Drain); **O** = Other (Specify)

GROUNDWATER SAMPLING LOG

SITE NAME: 2020-L1-2448 Incident	SITE LOCATION: Huntersville, NC	PROJECT NUMBER: 60674226	WELL NAME: MW-86	DATE: 5/31/2022

WELL DIAMETER (inches): 2	TUBING DIAMETER (inches): 3/8	WELL SCREEN INTERVAL DEPTH: 15.77 ft. to 45.77 ft.	DEPTH TO WATER (feet): 34.95	PUMP TYPE OR BAILER: monsoon pump

1 WELL VOLUME = (TD-DTW) x WELL CAPACITY

(45.77 ft. - 34.95 ft.) x 0.163 gal./ft. = 1.76 gallons

3 WELL VOLUMES = 1 WELL VOLUME X 3

1.76 gallons x 3 = 5.29 gallons

PUMP DEPTH IN WELL (feet): 44.77	PURGING INITIATED AT: 0920	PURGING ENDED AT: 0955	TOTAL VOLUME PURGED (gallons): 5.29

EQUIPMENT INFORMATION WATER QUALITY METER — MAKE/MODEL: YSI ProPlus; SERIAL #: 15C1D4375

EQUIPMENT INFORMATION OIL/WATER INTERFACE PROBE — MAKE/MODEL: Heron H-Dil; SERIAL #: DI-8345

TIME	VOLUME PURGED (gallons)	PURGE RATE (gpm)	DEPTH TO WATER (feet)	TEMP. (°C)	DO (mg/L)	COND. (µS/cm)	pH (standard units)	ORP (mV)	TURB. (NTU)	COLOR (describe)	ODOR (describe)
STABILIZATION CRITERIA:			<0.3 ft. drawdown	within 3%	within 10% or <0.5 mg/L	within 3%	±0.1 unit	±10 mV	within 10% or <5 NTU	--	--
0920	0	0.151	34.95	16.5	9.99	156.5	6.27	173.9	>1100	brown	none
0925	0.756		35.11	17.0	9.09	156.9	6.25	188.5	>1100		
0930	1.51		35.11	17.0	8.67	155.7	6.24	196.7	1053		
0935	2.27		35.09	17.1	8.51	156.4	6.23	202.6	616.5		
0940	3.02		35.10	17.1	8.21	156.0	6.22	206.3	594.2		
0945	3.78		35.20	17.0	8.09	155.6	6.21	209.3	199.5	lt. brown	
0950	4.53		35.18	16.8	8.00	154.8	6.21	212.1	134.2	clear	
0955	5.29		35.15	17.0	7.18	156.0	6.21	213.4	132.9		

WELL CAPACITY (Gallons Per Foot): **0.75"** = 0.02; **1"** = 0.04; **1.25"** = 0.06; **2"** = 0.16; **3"** = 0.37; **4"** = 0.65; **5"** = 1.02; **6"** = 1.47; **12"** = 5.88

SAMPLING DATA

SAMPLED BY (PRINT) / AFFILIATION: Emily Love / AECOM	SAMPLER(S) SIGNATURE(S): Emily L. Love	SAMPLE TIME: 0955

PUMP OR TUBING DEPTH IN WELL (feet): 44.77	TUBING MATERIAL CODE: LDPE	FIELD-FILTERED: Y (N) Filtration Equipment Type: --	FILTER SIZE: -- µm

FIELD DECONTAMINATION: PUMP (Y) N TUBING Y (N replaced) DUPLICATE: (Y) N

SAMPLE CONTAINER SPECIFICATION				SAMPLE PRESERVATION (including wet ice)			INTENDED ANALYSIS AND/OR METHOD	SAMPLING EQUIPMENT CODE	SAMPLE PUMP FLOW RATE (gal per minute)
SAMPLE ID CODE	# CONTAINERS	MATERIAL CODE	VOLUME	PRESERVATIVE USED	TOTAL VOL ADDED IN FIELD (mL)	FINAL pH			
MW-86	4	AG	40 mL	HCl	40 mL x 4	6.21	6200	ESP	0.151
	3	AG	40 mL	HCl	40 mL x 3		VPH		
	1	PP	250 mL	HNO_3	250 mL		Lead by 6010		

REMARKS:

MATERIAL CODES: **AG** = Amber Glass; **CG** = Clear Glass; **HDPE** = High Density Polyethylene; **LDPE** = Low Density Polyethylene; **PP** = Polypropylene; **S** = Silicone; **T** = Teflon; **O** = Other (Specify)

SAMPLING EQUIPMENT CODES: **APP** = After (Through) Peristaltic Pump; **B** = Bailer; **BP** = Bladder Pump; **ESP** = Electric Submersible Pump; **RFPP** = Reverse Flow Peristaltic Pump; **SM** = Straw Method (Tubing Gravity Drain); **O** = Other (Specify)

GROUNDWATER SAMPLING LOG

SITE NAME: 2020-L1-2448 Incident	SITE LOCATION: Huntersville, NC	PROJECT NUMBER: 60674226	WELL NAME: MW-88	DATE: 6-2-22

WELL DIAMETER (inches): 2	TUBING DIAMETER (inches):	WELL SCREEN INTERVAL DEPTH: 48.00 ft. to 67.20 ft.	DEPTH TO WATER (feet): 50.11	PUMP TYPE OR BAILER: Monsoon XL

1 WELL VOLUME = (TD-DTW) x WELL CAPACITY

(67.20 ft. - 50.11 ft.) x 0.16 gal./ft. = 2.75 gallons

3 WELL VOLUMES = 1 WELL VOLUME X 3

2.75 gallons x 3 = 8.25 gallons

PUMP DEPTH IN WELL (feet): 58.5	PURGING INITIATED AT: 1245	PURGING ENDED AT: 1320	TOTAL VOLUME PURGED (gallons): 2.1

EQUIPMENT INFORMATION WATER QUALITY METER — MAKE/MODEL: YSI PRO+ — SERIAL #: 16F100208

EQUIPMENT INFORMATION OIL/WATER INTERFACE PROBE — MAKE/MODEL: Heron — SERIAL #: 8003 IFP

TIME	VOLUME PURGED (gallons)	PURGE RATE (gpm)	DEPTH TO WATER (feet)	TEMP. (°C)	DO (mg/L)	COND. (µS/cm)	pH (standard units)	ORP (mV)	TURB. (NTU)	COLOR (describe)	ODOR (describe)
STABILIZATION CRITERIA:			<0.3 ft. drawdown	within 3%	within 10% or <0.5 mg/L	within 3%	±0.1 unit	±10 mV	within 10% or <5 NTU	--	--
1255	0.6	0.06	50.95	18.1	6.30	128.3	6.18	117.9	620.5	Brown	None
1300	0.9		50.97	18.1	5.40	128.4	6.14	119.2	583.1		
1305	1.2		51.02	18.8	5.63	130.7	6.17	117.5	437.3		
1310	1.5		51.04	19.0	5.81	131.2	6.18	116.5	552.3		
1315	1.8		51.10	19.0	5.66	131.0	6.23	115.0	594.6		
1320	2.1		51.12	19.1	5.67	131.4	6.27	111.4	607.6		

WELL CAPACITY (Gallons Per Foot): **0.75"** = 0.02; **1"** = 0.04; **1.25"** = 0.06; **2"** = 0.16; **3"** = 0.37; **4"** = 0.65; **5"** = 1.02; **6"** = 1.47; **12"** = 5.88

SAMPLING DATA

SAMPLED BY (PRINT) / AFFILIATION: Sam Moore / AECOM	SAMPLER(S) SIGNATURE(S):	SAMPLE TIME: 1325

PUMP OR TUBING DEPTH IN WELL (feet): 58.5	TUBING MATERIAL CODE: LDPE	FIELD-FILTERED: Y (N) Filtration Equipment Type: --	FILTER SIZE: -- µm

FIELD DECONTAMINATION: PUMP (Y) N TUBING Y (N) (replaced) DUPLICATE: Y (N)

SAMPLE CONTAINER SPECIFICATION				SAMPLE PRESERVATION (including wet ice)			INTENDED ANALYSIS AND/OR METHOD	SAMPLING EQUIPMENT CODE	SAMPLE PUMP FLOW RATE (gal per minute)
SAMPLE ID CODE	# CONTAINERS	MATERIAL CODE	VOLUME	PRESERVATIVE USED	TOTAL VOL ADDED IN FIELD (mL)	FINAL pH			
MW-88	4	AG	40 mL	HCl	40 mL x 4	6.27	6200	ESP	0.06
"	3	AG	40 mL	HCl	40 mL x 3	"	VPH	"	"
"	1	PP	250 mL	HNO_3	250 mL	"	Lead by 6010	"	"

REMARKS: Well stabilized before 3 well volumes purged.

MATERIAL CODES: **AG** = Amber Glass; **CG** = Clear Glass; **HDPE** = High Density Polyethylene; **LDPE** = Low Density Polyethylene; **PP** = Polypropylene; **S** = Silicone; **T** = Teflon; **O** = Other (Specify)

SAMPLING EQUIPMENT CODES: **APP** = After (Through) Peristaltic Pump; **B** = Bailer; **BP** = Bladder Pump; **ESP** = Electric Submersible Pump; **RFPP** = Reverse Flow Peristaltic Pump; **SM** = Straw Method (Tubing Gravity Drain); **O** = Other (Specify)

GROUNDWATER SAMPLING LOG

SITE NAME: 2020-L1-2448 Incident	SITE LOCATION: Huntersville, NC	PROJECT NUMBER: 60674226	WELL NAME: MW-89	DATE: 6/03/22

WELL DIAMETER (inches): 2"	TUBING DIAMETER (inches): 3/8"	WELL SCREEN INTERVAL DEPTH: ft. to 56.70 ft.	DEPTH TO WATER (feet): 52.24	PUMP TYPE OR BAILER: Bailer

1 WELL VOLUME = (TD-DTW) x WELL CAPACITY

(56.70 ft. - 52.24 ft.) x 0.16 gal./ft. = 0.71 gallons

3 WELL VOLUMES = 1 WELL VOLUME X 3

0.71 gallons x 3 = 2.13 gallons

PUMP DEPTH IN WELL (feet): N/A	PURGING INITIATED AT: 0850 6/2/22	PURGING ENDED AT: 0900 6/2/22	TOTAL VOLUME PURGED (gallons): 0.75

EQUIPMENT INFORMATION WATER QUALITY METER	MAKE/MODEL: YSI Pro Plus	SERIAL #: 18K102303
EQUIPMENT INFORMATION OIL/WATER INTERFACE PROBE	MAKE/MODEL: Heron H.Oil	SERIAL #: 01-8347

TIME	VOLUME PURGED (gallons)	PURGE RATE (gpm)	DEPTH TO WATER (feet)	TEMP. (°C)	DO (mg/L)	COND. (µS/cm)	pH (standard units)	ORP (mV)	TURB. (NTU)	COLOR (describe)	ODOR (describe)
STABILIZATION CRITERIA:			<0.3 ft. drawdown	within 3%	within 10% or <0.5 mg/L	within 3%	±0.1 unit	±10 mV	within 10% or <5 NTU	--	--
1200	0.75	N/A	--	18.0	4.46	279.6	6.90	68.4	--	cloudy	None

Mike de Kozlowski 6/3/22

WELL CAPACITY (Gallons Per Foot): **0.75"** = 0.02; **1"** = 0.04; **1.25"** = 0.06; **2"** = 0.16; **3"** = 0.37; **4"** = 0.65; **5"** = 1.02; **6"** = 1.47; **12"** = 5.88

SAMPLING DATA

SAMPLED BY (PRINT) / AFFILIATION: Mike de Kozlowski / AECOM	SAMPLER(S) SIGNATURE(S): Mike de Kozlowski	SAMPLE TIME: 1200

PUMP OR TUBING DEPTH IN WELL (feet): N/A	TUBING MATERIAL CODE: PP	FIELD-FILTERED: Y (N) Filtration Equipment Type: --	FILTER SIZE: -- µm

FIELD DECONTAMINATION: PUMP (Y) N TUBING Y (N (replaced)) DUPLICATE: Y (N)

SAMPLE CONTAINER SPECIFICATION				SAMPLE PRESERVATION (including wet ice)			INTENDED ANALYSIS AND/OR METHOD	SAMPLING EQUIPMENT CODE	SAMPLE PUMP FLOW RATE (gal per minute)
SAMPLE ID CODE	# CONTAINERS	MATERIAL CODE	VOLUME	PRESERVATIVE USED	TOTAL VOL ADDED IN FIELD (mL)	FINAL pH			
MW-89	4	AG	40 mL	HCl	40 mL x 4	6.90	6200	B	N/A
|	3	AG	40 mL	HCl	40 mL x 3	|	VPH	|	|
|	1	PP	250 mL	HNO_3	250 mL	|	Lead by 6010	|	|

REMARKS:

Bailed dry on 6/2/22 after 0.75 gallon purge. Collected after recharge on 6/3/22

MATERIAL CODES: **AG** = Amber Glass; **CG** = Clear Glass; **HDPE** = High Density Polyethylene; **LDPE** = Low Density Polyethylene; **PP** = Polypropylene; **S** = Silicone; **T** = Teflon; **O** = Other (Specify)

SAMPLING EQUIPMENT CODES: **APP** = After (Through) Peristaltic Pump; **B** = Bailer; **BP** = Bladder Pump; **ESP** = Electric Submersible Pump; **RFPP** = Reverse Flow Peristaltic Pump; **SM** = Straw Method (Tubing Gravity Drain); **O** = Other (Specify)

GROUNDWATER SAMPLING LOG

SITE NAME: 2020-L1-2448 Incident	SITE LOCATION: Huntersville, NC	PROJECT NUMBER: 60674226	WELL NAME: MW-9DDD	DATE: 6/3/2022

WELL DIAMETER (inches): 4	TUBING DIAMETER (inches): —	WELL SCREEN INTERVAL DEPTH: ft. to ft.	DEPTH TO WATER (feet):	PUMP TYPE OR BAILER: bailer

1 WELL VOLUME = (TD-DTW) x WELL CAPACITY	3 WELL VOLUMES = 1 WELL VOLUME X 3
(_____ ft. - _____ ft.) x 0.65 gal./ft. = _____ gallons	_____ gallons x 3 = _____ gallons

PUMP DEPTH IN WELL (feet): —	PURGING INITIATED AT: —	PURGING ENDED AT: —	TOTAL VOLUME PURGED (gallons): purged on 6/2/2022

EQUIPMENT INFORMATION WATER QUALITY METER	MAKE/MODEL: YSI ProPlus	SERIAL #: 15C1D4375
EQUIPMENT INFORMATION OIL/WATER INTERFACE PROBE	MAKE/MODEL: Heron H-Dil	SERIAL #: DI-8345

TIME	VOLUME PURGED (gallons)	PURGE RATE (gpm)	DEPTH TO WATER (feet)	TEMP. (°C)	DO (mg/L)	COND. (µS/cm)	pH (standard units)	ORP (mV)	TURB. (NTU)	COLOR (describe)	ODOR (describe)
STABILIZATION CRITERIA:			<0.3 ft. drawdown	within 3%	within 10% or <0.5 mg/L	within 3%	±0.1 unit	±10 mV	within 10% or <5 NTU	--	--
1315	purged on 6/2/2022	—	—	19.5	1.54	881	10.82	12.7	14.61	clear	none

WELL CAPACITY (Gallons Per Foot): **0.75"** = 0.02; **1"** = 0.04; **1.25"** = 0.06; **2"** = 0.16; **3"** = 0.37; **4"** = 0.65; **5"** = 1.02; **6"** = 1.47; **12"** = 5.88

SAMPLING DATA

SAMPLED BY (PRINT) / AFFILIATION: Emily Love / AECOM	SAMPLER(S) SIGNATURE(S): Emily L. Love	SAMPLE TIME: 0900

PUMP OR TUBING DEPTH IN WELL (feet): —	TUBING MATERIAL CODE: LDPE	FIELD-FILTERED: Y (N) Filtration Equipment Type: --	FILTER SIZE: -- µm

FIELD DECONTAMINATION: PUMP Y N TUBING Y N (replaced) DUPLICATE: Y (N)

SAMPLE CONTAINER SPECIFICATION				SAMPLE PRESERVATION (including wet ice)			INTENDED ANALYSIS AND/OR METHOD	SAMPLING EQUIPMENT CODE	SAMPLE PUMP FLOW RATE (gal per minute)
SAMPLE ID CODE	# CONTAINERS	MATERIAL CODE	VOLUME	PRESERVATIVE USED	TOTAL VOL ADDED IN FIELD (mL)	FINAL pH			
MW-16D	4	AG	40 mL	HCl	40 mL x 4	10.29	6200	B	—
↓	3	AG	40 mL	HCl	40 mL x 3	↓	VPH	↓	↓
↓	1	PP	250 mL	HNO_3	250 mL	↓	Lead by 6010	↓	↓

REMARKS:

MATERIAL CODES: **AG** = Amber Glass; **CG** = Clear Glass; **HDPE** = High Density Polyethylene; **LDPE** = Low Density Polyethylene; **PP** = Polypropylene; **S** = Silicone; **T** = Teflon; **O** = Other (Specify)

SAMPLING EQUIPMENT CODES: **APP** = After (Through) Peristaltic Pump; **B** = Bailer; **BP** = Bladder Pump; **ESP** = Electric Submersible Pump; **RFPP** = Reverse Flow Peristaltic Pump; **SM** = Straw Method (Tubing Gravity Drain); **O** = Other (Specify)

GROUNDWATER SAMPLING LOG

SITE NAME: 2020-L1-2448 Incident	SITE LOCATION: Huntersville, NC	PROJECT NUMBER: 60674226	WELL NAME: MW-91 DD	DATE: 6/3/22

WELL DIAMETER (inches): 2"	TUBING DIAMETER (inches): 3/8"	WELL SCREEN INTERVAL DEPTH: 187.64 ft. to 202.64 ft.	DEPTH TO WATER (feet): 193.92	PUMP TYPE OR BAILER: Bailer

1 WELL VOLUME = (TD-DTW) x WELL CAPACITY

(202.64 ft. - 193.92 ft.) x 0.16 gal./ft. = 1.40 gallons

3 WELL VOLUMES = 1 WELL VOLUME X 3

1.40 gallons x 3 = 4.20 gallons

PUMP DEPTH IN WELL (feet): —	PURGING INITIATED AT:	PURGING ENDED AT:	TOTAL VOLUME PURGED (gallons): 4.20

EQUIPMENT INFORMATION WATER QUALITY METER — MAKE/MODEL: YSI Pro; SERIAL #: 16F10029

EQUIPMENT INFORMATION OIL/WATER INTERFACE PROBE — MAKE/MODEL: Heron 100'; SERIAL #: 01-7821

TIME	VOLUME PURGED (gallons)	PURGE RATE (gpm)	DEPTH TO WATER (feet)	TEMP. (°C)	DO (mg/L)	COND. (µS/cm)	pH (standard units)	ORP (mV)	TURB. (NTU)	COLOR (describe)	ODOR (describe)
STABILIZATION CRITERIA:			<0.3 ft. drawdown	within 3%	within 10% or <0.5 mg/L	within 3%	±0.1 unit	±10 mV	within 10% or <5 NTU	--	--
	4.66	—	—	20.5	3.03	351.3	8.33	9.0	27.18	clear	none

WELL CAPACITY (Gallons Per Foot): **0.75"** = 0.02; **1"** = 0.04; **1.25"** = 0.06; **2"** = 0.16; **3"** = 0.37; **4"** = 0.65; **5"** = 1.02; **6"** = 1.47; **12"** = 5.88

SAMPLING DATA

SAMPLED BY (PRINT) / AFFILIATION: Jacob Miller/AECOM	SAMPLER(S) SIGNATURE(S): Jacob Miller	SAMPLE TIME:

PUMP OR TUBING DEPTH IN WELL (feet):	TUBING MATERIAL CODE: LDPE	FIELD-FILTERED: Y (N) Filtration Equipment Type: --	FILTER SIZE: -- µm

FIELD DECONTAMINATION: PUMP Y N TUBING Y N (replaced) DUPLICATE: Y (N)

SAMPLE CONTAINER SPECIFICATION				SAMPLE PRESERVATION (including wet ice)			INTENDED ANALYSIS AND/OR METHOD	SAMPLING EQUIPMENT CODE	SAMPLE PUMP FLOW RATE (gal per minute)
SAMPLE ID CODE	# CONTAINERS	MATERIAL CODE	VOLUME	PRESERVATIVE USED	TOTAL VOL ADDED IN FIELD (mL)	FINAL pH			
MW-91DD	4	AG	40 mL	HCl	40 mL x 4		6200	B	—
	3	AG	40 mL	HCl	40 mL x 3		VPH		
	1	PP	250 mL	HNO_3	250 mL		Lead by 6010		

REMARKS:

MATERIAL CODES: **AG** = Amber Glass; **CG** = Clear Glass; **HDPE** = High Density Polyethylene; **LDPE** = Low Density Polyethylene; **PP** = Polypropylene; **S** = Silicone; **T** = Teflon; **O** = Other (Specify)

SAMPLING EQUIPMENT CODES: **APP** = After (Through) Peristaltic Pump; **B** = Bailer; **BP** = Bladder Pump; **ESP** = Electric Submersible Pump; **RFPP** = Reverse Flow Peristaltic Pump; **SM** = Straw Method (Tubing Gravity Drain); **O** = Other (Specify)

GROUNDWATER SAMPLING LOG

SITE NAME: 2020-L1-2448 Incident	SITE LOCATION: Huntersville, NC	PROJECT NUMBER: 60674226	WELL NAME: MW-92	DATE: 6/1/22

WELL DIAMETER (inches): 2	TUBING DIAMETER (inches): 3/8	WELL SCREEN INTERVAL DEPTH: 50.13 ft. to 73.26 ft.	DEPTH TO WATER (feet): 60.65	PUMP TYPE OR BAILER:

1 WELL VOLUME = (TD-DTW) x WELL CAPACITY

(73.26 ft. - 60.65 ft.) x 0.16 gal./ft. = 2.0 gallons

3 WELL VOLUMES = 1 WELL VOLUME X 3

2.0 gallons x 3 = 6.1 gallons

PUMP DEPTH IN WELL (feet): 66	PURGING INITIATED AT: 1117	PURGING ENDED AT: 1235	TOTAL VOLUME PURGED (gallons): 7

EQUIPMENT INFORMATION WATER QUALITY METER	MAKE/MODEL: YSI Pro Plus	SERIAL #: 15B102269
EQUIPMENT INFORMATION OIL/WATER INTERFACE PROBE	MAKE/MODEL: HERON	SERIAL #: 8344

TIME	VOLUME PURGED (gallons)	PURGE RATE (gpm)	DEPTH TO WATER (feet)	TEMP. (°C)	DO (mg/L)	COND. (µS/cm)	pH (standard units)	ORP (mV)	TURB. (NTU)	COLOR (describe)	ODOR (describe)
STABILIZATION CRITERIA:			<0.3 ft. drawdown	within 3%	within 10% or <0.5 mg/L	within 3%	±0.1 unit	±10 mV	within 10% or <5 NTU	--	--
1118	0	0.1	61.28	18.0	6.46	111.7	6.03	85.4	633.0	Cloudy	None
1123	0.5	0.1	61.28	17.6	6.71	111.1	6.02	85.4	658.4	Cloudy	None
1128	1	0.1	61.28	18.9	6.39	113.4	6.12	79.3	792.1	Cloudy	None
1133	1.5	0.1	61.28	18.2	6.40	113.8	6.13	78.6	555.1	Cloudy	None
1138	2	0.1	61.28	18.3	6.54	113.6	6.09	78.9	422.5	Cloudy	None
1143	2.5	0.1	61.28	18.4	6.73	114.1	6.11	77.4	261.8	Cloudy	None
1148	3	0.1	61.28	18.3	6.79	113.8	6.09	77.4	225.4	Cloudy	None
1153	3.5	0.1	61.28	18.2	6.84	114.1	6.10	76.9	184.3	Cloudy	None
1158	4	0.1	61.28	18.3	6.83	114.1	6.11	77.3	236.1	Cloudy	None
1203	4.5	0.1	61.28	18.2	6.96	114.2	6.11	77.2	240.4	Cloudy	None
1208	5	0.1	61.28	18.3	6.85	114.7	6.12	76.8	159.5	Cloudy	None
1213	5.5	0.1	61.28	18.3	6.85	115.1	6.12	76.6	133.0	Cloudy	None
1218	6	0.1	61.28	18.6	6.73	116.0	6.10	76.7	153.6	Cloudy	None
1223	6.5	0.1	61.28	18.5	6.77	116.2	6.13	76.6	166.1	Cloudy	None

WELL CAPACITY (Gallons Per Foot): **0.75"** = 0.02; **1"** = 0.04; **1.25"** = 0.06; **2"** = 0.16; **3"** = 0.37; **4"** = 0.65; **5"** = 1.02; **6"** = 1.47; **12"** = 5.88

SAMPLING DATA

SAMPLED BY (PRINT) / AFFILIATION: Erik Riegel / AECOM	SAMPLER(S) SIGNATURE(S):	SAMPLE TIME: 1230
PUMP OR TUBING DEPTH IN WELL (feet): 66	TUBING MATERIAL CODE: LDPE	FIELD-FILTERED: Y (N) Filtration Equipment Type: -- FILTER SIZE: -- µm
FIELD DECONTAMINATION: PUMP (Y) N TUBING Y (N (replaced))		DUPLICATE: Y (N)

SAMPLE CONTAINER SPECIFICATION				SAMPLE PRESERVATION (including wet ice)			INTENDED ANALYSIS AND/OR METHOD	SAMPLING EQUIPMENT CODE	SAMPLE PUMP FLOW RATE (gal per minute)
SAMPLE ID CODE	# CONTAINERS	MATERIAL CODE	VOLUME	PRESERVATIVE USED	TOTAL VOL ADDED IN FIELD (mL)	FINAL pH			
MW-92	4	AG	40 mL	HCl	40 mL x 4	6.13	6200	ESP	0.1
MW-92	3	AG	40 mL	HCl	40 mL x 3	6.13	VPH	ESP	0.1
MW-92	1	PP	250 mL	HNO_3	250 mL	6.13	Lead by 6010	ESP	0.1

REMARKS: 3 well volumes purged, Highturbidity

MATERIAL CODES: **AG** = Amber Glass; **CG** = Clear Glass; **HDPE** = High Density Polyethylene; **LDPE** = Low Density Polyethylene; **PP** = Polypropylene; **S** = Silicone; **T** = Teflon; **O** = Other (Specify)

SAMPLING EQUIPMENT CODES: **APP** = After (Through) Peristaltic Pump; **B** = Bailer; **BP** = Bladder Pump; **ESP** = Electric Submersible Pump; **RFPP** = Reverse Flow Peristaltic Pump; **SM** = Straw Method (Tubing Gravity Drain); **O** = Other (Specify)

GROUNDWATER SAMPLING LOG

SITE NAME: 2020-L1-2448 Incident	SITE LOCATION: Huntersville, NC	PROJECT NUMBER: 60674226	WELL NAME: MW-93	DATE: 6/1/22

WELL DIAMETER (inches): 2	TUBING DIAMETER (inches): NA	WELL SCREEN INTERVAL DEPTH: 47.00 ft. to 66.79 ft.	DEPTH TO WATER (feet): 58.79	PUMP TYPE OR BAILER: Bailer

1 WELL VOLUME = (TD-DTW) x WELL CAPACITY

(66.79 ft. - 58.79 ft.) x 0.16 gal./ft. = 1.28 gallons

3 WELL VOLUMES = 1 WELL VOLUME X 3

1.28 gallons x 3 = 3.84 gallons

PUMP DEPTH IN WELL (feet): NA	PURGING INITIATED AT: 0912	PURGING ENDED AT: 1435	TOTAL VOLUME PURGED (gallons): 1.5

EQUIPMENT INFORMATION WATER QUALITY METER	MAKE/MODEL: YSI Pro Plus	SERIAL #: 15B102269
EQUIPMENT INFORMATION OIL/WATER INTERFACE PROBE	MAKE/MODEL: HERON	SERIAL #: 8344

TIME	VOLUME PURGED (gallons)	PURGE RATE (gpm)	DEPTH TO WATER (feet)	TEMP. (°C)	DO (mg/L)	COND. (µS/cm)	pH (standard units)	ORP (mV)	TURB. (NTU)	COLOR (describe)	ODOR (describe)
STABILIZATION CRITERIA:			<0.3 ft. drawdown	within 3%	within 10% or <0.5 mg/L	within 3%	±0.1 unit	±10 mV	within 10% or <5 NTU	--	--
0919	1.3	—	—	16.9	5.16	183.1	6.70	876	—	Brown	NA

WELL CAPACITY (Gallons Per Foot): **0.75"** = 0.02; **1"** = 0.04; **1.25"** = 0.06; **2"** = 0.16; **3"** = 0.37; **4"** = 0.65; **5"** = 1.02; **6"** = 1.47; **12"** = 5.88

SAMPLING DATA

SAMPLED BY (PRINT) / AFFILIATION: Erik Riegel/AECOM	SAMPLER(S) SIGNATURE(S):	SAMPLE TIME: 1430

PUMP OR TUBING DEPTH IN WELL (feet): NA	TUBING MATERIAL CODE: LDPE	FIELD-FILTERED: Y (N) Filtration Equipment Type: --	FILTER SIZE: -- µm

FIELD DECONTAMINATION: PUMP Y (N) TUBING Y (N (replaced)) DUPLICATE: Y (N)

SAMPLE CONTAINER SPECIFICATION				SAMPLE PRESERVATION (including wet ice)			INTENDED ANALYSIS AND/OR METHOD	SAMPLING EQUIPMENT CODE	SAMPLE PUMP FLOW RATE (gal per minute)
SAMPLE ID CODE	# CONTAINERS	MATERIAL CODE	VOLUME	PRESERVATIVE USED	TOTAL VOL ADDED IN FIELD (mL)	FINAL pH			
MW-93	4	AG	40 mL	HCl	40 mL x 4	6.70	6200	B	—
MW-93	3	AG	40 mL	HCl	40 mL x 3	6.70	VPH	B	—
MW-93	1	PP	250 mL	HNO_3	250 mL	6.70	Lead by 6010	B	—

REMARKS: well Dry at 1.3gal, Turbid

MATERIAL CODES: **AG** = Amber Glass; **CG** = Clear Glass; **HDPE** = High Density Polyethylene; **LDPE** = Low Density Polyethylene; **PP** = Polypropylene; **S** = Silicone; **T** = Teflon; **O** = Other (Specify)

SAMPLING EQUIPMENT CODES: **APP** = After (Through) Peristaltic Pump; **B** = Bailer; **BP** = Bladder Pump; **ESP** = Electric Submersible Pump; **RFPP** = Reverse Flow Peristaltic Pump; **SM** = Straw Method (Tubing Gravity Drain); **O** = Other (Specify)

GROUNDWATER SAMPLING LOG

SITE NAME: 2020-L1-2448 Incident	SITE LOCATION: Huntersville, NC	PROJECT NUMBER: 60674226	WELL NAME: MW-94	DATE: 6-2-22

WELL DIAMETER (inches): 4	TUBING DIAMETER (inches):	WELL SCREEN INTERVAL DEPTH: 40.11 ft. to 55.11 ft.	DEPTH TO WATER (feet): 45.10	PUMP TYPE OR BAILER: Monsoon XL

1 WELL VOLUME = (TD-DTW) x WELL CAPACITY

(55.11 ft. - 45.10 ft.) x 0.65 gal./ft. = 6.50 gallons

3 WELL VOLUMES = 1 WELL VOLUME X 3

6.50 gallons x 3 = 19.5 gallons

PUMP DEPTH IN WELL (feet): 50	PURGING INITIATED AT: 1135	PURGING ENDED AT: 1215	TOTAL VOLUME PURGED (gallons): 3.2

EQUIPMENT INFORMATION WATER QUALITY METER — MAKE/MODEL: YSI PRO+ — SERIAL #: 16F100208

EQUIPMENT INFORMATION OIL/WATER INTERFACE PROBE — MAKE/MODEL: Heron — SERIAL #: 8003 IFP

TIME	VOLUME PURGED (gallons)	PURGE RATE (gpm)	DEPTH TO WATER (feet)	TEMP. (°C)	DO (mg/L)	COND. (µS/cm)	pH (standard units)	ORP (mV)	TURB. (NTU)	COLOR (describe)	ODOR (describe)
STABILIZATION CRITERIA:			<0.3 ft. drawdown	within 3%	within 10% or <0.5 mg/L	within 3%	±0.1 unit	±10 mV	within 10% or <5 NTU	--	--
1155	1.6	0.08	45.39	17.7	4.39	152.4	6.22	116.9	298.6	Brown	None
1200	2.0		45.39	17.9	4.49	153.2	6.25	114.6	271.1		
1205	2.4		45.39	18.0	4.41	153.5	6.25	113.7	272.0		
1210	2.8		45.38	17.9	4.24	153.4	6.26	112.9	277.5		
1215	3.2		45.39	18.0	4.40	153.4	6.26	113.0	297.5		

WELL CAPACITY (Gallons Per Foot): **0.75"** = 0.02; **1"** = 0.04; **1.25"** = 0.06; **2"** = 0.16; **3"** = 0.37; **4"** = 0.65; **5"** = 1.02; **6"** = 1.47; **12"** = 5.88

SAMPLING DATA

SAMPLED BY (PRINT) / AFFILIATION: Sam Moore / AECOM	SAMPLER(S) SIGNATURE(S):	SAMPLE TIME: 1220

PUMP OR TUBING DEPTH IN WELL (feet): 50	TUBING MATERIAL CODE: LDPE	FIELD-FILTERED: Y (N) Filtration Equipment Type: --	FILTER SIZE: -- µm

FIELD DECONTAMINATION: PUMP (Y) N TUBING Y (N) (replaced) DUPLICATE: Y (N)

SAMPLE CONTAINER SPECIFICATION				SAMPLE PRESERVATION (including wet ice)			INTENDED ANALYSIS AND/OR METHOD	SAMPLING EQUIPMENT CODE	SAMPLE PUMP FLOW RATE (gal per minute)
SAMPLE ID CODE	# CONTAINERS	MATERIAL CODE	VOLUME	PRESERVATIVE USED	TOTAL VOL ADDED IN FIELD (mL)	FINAL pH			
MW-94	4	AG	40 mL	HCl	40 mL x 4		6200	ESP	0.08
"	3	AG	40 mL	HCl	40 mL x 3	"	VPH	"	"
"	1	PP	250 mL	HNO_3	250 mL	"	Lead by 6010	"	"

REMARKS: Well stabilized before 3 well volumes purged.

MATERIAL CODES: **AG** = Amber Glass; **CG** = Clear Glass; **HDPE** = High Density Polyethylene; **LDPE** = Low Density Polyethylene; **PP** = Polypropylene; **S** = Silicone; **T** = Teflon; **O** = Other (Specify)

SAMPLING EQUIPMENT CODES: **APP** = After (Through) Peristaltic Pump; **B** = Bailer; **BP** = Bladder Pump; **ESP** = Electric Submersible Pump; **RFPP** = Reverse Flow Peristaltic Pump; **SM** = Straw Method (Tubing Gravity Drain); **O** = Other (Specify)

GROUNDWATER SAMPLING LOG

SITE NAME: 2020-L1-2448 Incident	SITE LOCATION: Huntersville, NC	PROJECT NUMBER: 60674226	WELL NAME: MW-95	DATE: 6/2/22

WELL DIAMETER (inches): 2	TUBING DIAMETER (inches): 3/8	WELL SCREEN INTERVAL DEPTH: 18.73 ft. to 63.73 ft.	DEPTH TO WATER (feet): 30.05	PUMP TYPE OR BAILER: MONSOON

1 WELL VOLUME = (TD-DTW) x WELL CAPACITY

(63.73 ft. - 30.05 ft.) x 0.65 gal./ft. = 21.89 gallons

3 WELL VOLUMES = 1 WELL VOLUME X 3

21.89 gallons x 3 = 65.67 gallons

PUMP DEPTH IN WELL (feet): 40.0	PURGING INITIATED AT: 0900	PURGING ENDED AT: 0930	TOTAL VOLUME PURGED (gallons): 3.0

EQUIPMENT INFORMATION WATER QUALITY METER — MAKE/MODEL: YSI; SERIAL #: 15C101916

EQUIPMENT INFORMATION OIL/WATER INTERFACE PROBE — MAKE/MODEL: Heron; SERIAL #: 01-7799

TIME	VOLUME PURGED (gallons)	PURGE RATE (gpm)	DEPTH TO WATER (feet)	TEMP. (°C)	DO (mg/L)	COND. (µS/cm)	pH (standard units)	ORP (mV)	TURB. (NTU)	COLOR (describe)	ODOR (describe)
STABILIZATION CRITERIA:			<0.3 ft. drawdown	within 3%	within 10% or <0.5 mg/L	within 3%	±0.1 unit	±10 mV	within 10% or <5 NTU	--	--
0900	0.1	0	30.0	16.2	5.26	150.8	6.20	96.8	49.3	clear	none
0905	0.1	0.5	30.0	15.7	4.88	149.1	6.24	95.7	38.3	"	"
0910	0.1	1.0	30.07	16.0	4.62	149.7	6.27	97.7	26.10	"	"
0915	0.1	1.5	30.10	16.0	4.70	149.7	6.27	99.0	24.35	"	"
0920	0.1	2.0	30.12	16.7	4.31	152.4	6.27	100.2	16.43	"	"
0925	0.1	2.5	30.15	16.8	4.42	152.5	6.27	101.0	9.52	"	"
0930	0.1	3.0	30.18	16.7	4.11	152.5	6.27	101.2	4.98	"	"

WELL CAPACITY (Gallons Per Foot): **0.75"** = 0.02; **1"** = 0.04; **1.25"** = 0.06; **2"** = 0.16; **3"** = 0.37; **4"** = 0.65; **5"** = 1.02; **6"** = 1.47; **12"** = 5.88

SAMPLING DATA

SAMPLED BY (PRINT) / AFFILIATION: ERICA DUNCAN	SAMPLER(S) SIGNATURE(S):	SAMPLE TIME: 0945

PUMP OR TUBING DEPTH IN WELL (feet): 40	TUBING MATERIAL CODE: LDPE	FIELD-FILTERED: Y (N) Filtration Equipment Type: --	FILTER SIZE: -- µm

FIELD DECONTAMINATION: PUMP (Y) N TUBING Y (N) (replaced) DUPLICATE: Y (N)

SAMPLE CONTAINER SPECIFICATION				SAMPLE PRESERVATION (including wet ice)			INTENDED ANALYSIS AND/OR METHOD	SAMPLING EQUIPMENT CODE	SAMPLE PUMP FLOW RATE (gal per minute)
SAMPLE ID CODE	# CONTAINERS	MATERIAL CODE	VOLUME	PRESERVATIVE USED	TOTAL VOL ADDED IN FIELD (mL)	FINAL pH			
MW-95	4	AG	40 mL	HCl	40 mL x 4	6.27	6200	ESP	0.1
"	3	AG	40 mL	HCl	40 mL x 3	"	VPH	"	"
"	1	PP	250 mL	HNO_3	250 mL	"	Lead by 6010	"	"

REMARKS:

MATERIAL CODES: **AG** = Amber Glass; **CG** = Clear Glass; **HDPE** = High Density Polyethylene; **LDPE** = Low Density Polyethylene; **PP** = Polypropylene; **S** = Silicone; **T** = Teflon; **O** = Other (Specify)

SAMPLING EQUIPMENT CODES: **APP** = After (Through) Peristaltic Pump; **B** = Bailer; **BP** = Bladder Pump; **ESP** = Electric Submersible Pump; **RFPP** = Reverse Flow Peristaltic Pump; **SM** = Straw Method (Tubing Gravity Drain); **O** = Other (Specify)

GROUNDWATER SAMPLING LOG

SITE NAME: 2020-L1-2448 Incident	SITE LOCATION: Huntersville, NC	PROJECT NUMBER: 60674226	WELL NAME: MW-96	DATE: 6/2/22

WELL DIAMETER (inches): 2	TUBING DIAMETER (inches): 3/8	WELL SCREEN INTERVAL DEPTH: 17.92 ft. to 62.92 ft.	DEPTH TO WATER (feet): 27.75	PUMP TYPE OR BAILER: MONSOON

1 WELL VOLUME = (TD-DTW) x WELL CAPACITY

(62.92 ft. - 27.25 ft.) x 0.65 gal./ft. = 23.18 gallons

3 WELL VOLUMES = 1 WELL VOLUME X 3

23.18 gallons x 3 = 69.55 gallons

PUMP DEPTH IN WELL (feet): 40.0	PURGING INITIATED AT: 1030	PURGING ENDED AT: 1100	TOTAL VOLUME PURGED (gallons): 3.0

EQUIPMENT INFORMATION WATER QUALITY METER — MAKE/MODEL: YSI; SERIAL #: 15C101916

EQUIPMENT INFORMATION OIL/WATER INTERFACE PROBE — MAKE/MODEL: Heron; SERIAL #: 01-7799

TIME	VOLUME PURGED (gallons)	PURGE RATE (gpm)	DEPTH TO WATER (feet)	TEMP. (°C)	DO (mg/L)	COND. (µS/cm)	pH (standard units)	ORP (mV)	TURB. (NTU)	COLOR (describe)	ODOR (describe)
STABILIZATION CRITERIA:			<0.3 ft. drawdown	within 3%	within 10% or <0.5 mg/L	within 3%	±0.1 unit	±10 mV	within 10% or <5 NTU	--	--
1030	0	0.1	27.30	16.2	6.44	131.4	5.95	103.1	113.52	Clear	none
1035	0.5	0.1	27.35	15.2	5.62	132.5	6.00	108.5	152.64		
1040	1.0	0.1	27.37	17.2	5.73	135.3	6.00	108.3	84.32		
1045	1.5	0.1	27.40	17.5	5.80	136.2	6.02	109.3	48.51		
1050	2.0	0.1	27.41	18.2	4.63	137.7	6.00	109.6	36.01		
1055	2.5	0.1	27.43	18.2	4.45	137.5	6.00	109.8	16.54		
1100	3.0	0.1	27.44	18.2	4.39	137.0	5.99	110.9	3.88		



WELL CAPACITY (Gallons Per Foot): **0.75"** = 0.02; **1"** = 0.04; **1.25"** = 0.06; **2"** = 0.16; **3"** = 0.37; **4"** = 0.65; **5"** = 1.02; **6"** = 1.47; **12"** = 5.88

SAMPLING DATA

SAMPLED BY (PRINT) / AFFILIATION: ERICA DUNCAN	SAMPLER(S) SIGNATURE(S):	SAMPLE TIME: 1105

PUMP OR TUBING DEPTH IN WELL (feet): 40	TUBING MATERIAL CODE: LDPE	FIELD-FILTERED: Y (N) Filtration Equipment Type: --	FILTER SIZE: -- µm

FIELD DECONTAMINATION: PUMP (Y) N TUBING Y (N) (replaced) DUPLICATE: Y (N)

SAMPLE CONTAINER SPECIFICATION				SAMPLE PRESERVATION (including wet ice)			INTENDED ANALYSIS AND/OR METHOD	SAMPLING EQUIPMENT CODE	SAMPLE PUMP FLOW RATE (gal per minute)
SAMPLE ID CODE	# CONTAINERS	MATERIAL CODE	VOLUME	PRESERVATIVE USED	TOTAL VOL ADDED IN FIELD (mL)	FINAL pH			
MW-96	4	AG	40 mL	HCl	40 mL x 4	5.99	6200	ESP	0.1
"	3	AG	40 mL	HCl	40 mL x 3	"	VPH	"	"
"	1	PP	250 mL	HNO_3	250 mL	"	Lead by 6010	"	"

REMARKS:

MATERIAL CODES: **AG** = Amber Glass; **CG** = Clear Glass; **HDPE** = High Density Polyethylene; **LDPE** = Low Density Polyethylene; **PP** = Polypropylene; **S** = Silicone; **T** = Teflon; **O** = Other (Specify)

SAMPLING EQUIPMENT CODES: **APP** = After (Through) Peristaltic Pump; **B** = Bailer; **BP** = Bladder Pump; **ESP** = Electric Submersible Pump; **RFPP** = Reverse Flow Peristaltic Pump; **SM** = Straw Method (Tubing Gravity Drain); **O** = Other (Specify)

GROUNDWATER SAMPLING LOG

SITE NAME: 2020-L1-2448 Incident	SITE LOCATION: Huntersville, NC	PROJECT NUMBER: 60674226	WELL NAME: MW-97D	DATE: 6/3/22

WELL DIAMETER (inches): 2"	TUBING DIAMETER (inches): 3/8"	WELL SCREEN INTERVAL DEPTH: 117.25 ft. to 127.25 ft.	DEPTH TO WATER (feet): 28.95	PUMP TYPE OR BAILER: Bladder

1 WELL VOLUME = (TD-DTW) x WELL CAPACITY

(127.25 ft. - 28.95 ft.) x 0.16 gal./ft. = 15.73 gallons

3 WELL VOLUMES = 1 WELL VOLUME X 3

15.73 gallons x 3 = 47.19 gallons

PUMP DEPTH IN WELL (feet): 122.25	PURGING INITIATED AT: 905	PURGING ENDED AT: 935	TOTAL VOLUME PURGED (gallons): 3.0

EQUIPMENT INFORMATION WATER QUALITY METER — MAKE/MODEL: YSI Pro; SERIAL #: 16F10029

EQUIPMENT INFORMATION OIL/WATER INTERFACE PROBE — MAKE/MODEL: Heron 100'; SERIAL #: 01-7821

TIME	VOLUME PURGED (gallons)	PURGE RATE (gpm)	DEPTH TO WATER (feet)	TEMP. (°C)	DO (mg/L)	COND. (µS/cm)	pH (standard units)	ORP (mV)	TURB. (NTU)	COLOR (describe)	ODOR (describe)
STABILIZATION CRITERIA:			<0.3 ft. drawdown	within 3%	within 10% or <0.5 mg/L	within 3%	±0.1 unit	±10 mV	within 10% or <5 NTU	--	--
905	0	0.1	29.27	15.7	1.58	274.0	7.41	76.3	3.17	Clear	none
910	0.5		29.61	15.7	1.58	273.4	7.39	80.8	17.61		
915	1.0		30.02	15.7	1.56	273.0	7.36	88.1	27.11		
920	1.5		30.20	15.6	1.52	272.8	7.34	94.8	24.13		
925	2.0		30.38	15.6	1.43	274.1	7.32	98.5	15.61		
930	2.5		30.45	15.6	1.43	275.1	7.33	99.1	10.77		
935	3.0		30.57	15.6	1.43	276.0	7.36	99.6	8.73		

WELL CAPACITY (Gallons Per Foot): **0.75"** = 0.02; **1"** = 0.04; **1.25"** = 0.06; **2"** = 0.16; **3"** = 0.37; **4"** = 0.65; **5"** = 1.02; **6"** = 1.47; **12"** = 5.88

SAMPLING DATA

SAMPLED BY (PRINT) / AFFILIATION: Jacob Miller/AECOM	SAMPLER(S) SIGNATURE(S): Jacob Miller	SAMPLE TIME: 940

PUMP OR TUBING DEPTH IN WELL (feet): 122.25	TUBING MATERIAL CODE: LDPE	FIELD-FILTERED: Y (N) Filtration Equipment Type: --	FILTER SIZE: -- µm

FIELD DECONTAMINATION: PUMP (Y) N TUBING Y (N) (replaced) DUPLICATE: Y (N)

SAMPLE CONTAINER SPECIFICATION				SAMPLE PRESERVATION (including wet ice)			INTENDED ANALYSIS AND/OR METHOD	SAMPLING EQUIPMENT CODE	SAMPLE PUMP FLOW RATE (gal per minute)
SAMPLE ID CODE	# CONTAINERS	MATERIAL CODE	VOLUME	PRESERVATIVE USED	TOTAL VOL ADDED IN FIELD (mL)	FINAL pH			
MW-97D	4	AG	40 mL	HCl	40 mL x 4	7.36	6200	BP	0.1
	3	AG	40 mL	HCl	40 mL x 3		VPH		
	1	PP	250 mL	HNO_3	250 mL		Lead by 6010		

REMARKS:

MATERIAL CODES: **AG** = Amber Glass; **CG** = Clear Glass; **HDPE** = High Density Polyethylene; **LDPE** = Low Density Polyethylene; **PP** = Polypropylene; **S** = Silicone; **T** = Teflon; **O** = Other (Specify)

SAMPLING EQUIPMENT CODES: **APP** = After (Through) Peristaltic Pump; **B** = Bailer; **BP** = Bladder Pump; **ESP** = Electric Submersible Pump; **RFPP** = Reverse Flow Peristaltic Pump; **SM** = Straw Method (Tubing Gravity Drain); **O** = Other (Specify)

GROUNDWATER SAMPLING LOG

SITE NAME: 2020-L1-2448 Incident	SITE LOCATION: Huntersville, NC	PROJECT NUMBER: 60674226	WELL NAME: MW-98	DATE: 5/2/22

WELL DIAMETER (inches): 2"	TUBING DIAMETER (inches): 3/8"	WELL SCREEN INTERVAL DEPTH: 23.00 ft. to 38.00 ft.	DEPTH TO WATER (feet): 32.87	PUMP TYPE OR BAILER: Bladder

1 WELL VOLUME = (TD-DTW) x WELL CAPACITY

(40.25 ft. - 32.87 ft.) x 0.63 gal./ft. = 4.65 gallons

3 WELL VOLUMES = 1 WELL VOLUME X 3

4.65 gallons x 3 = 13.95 gallons

PUMP DEPTH IN WELL (feet): 30.00	PURGING INITIATED AT: 1450	PURGING ENDED AT: 1510	TOTAL VOLUME PURGED (gallons): 2.00

EQUIPMENT INFORMATION WATER QUALITY METER — MAKE/MODEL: YSI Pro; SERIAL #: 16F100229

EQUIPMENT INFORMATION OIL/WATER INTERFACE PROBE — MAKE/MODEL: Heron 100'; SERIAL #: 01-7821

TIME	VOLUME PURGED (gallons)	PURGE RATE (gpm)	DEPTH TO WATER (feet)	TEMP. (°C)	DO (mg/L)	COND. (µS/cm)	pH (standard units)	ORP (mV)	TURB. (NTU)	COLOR (describe)	ODOR (describe)
STABILIZATION CRITERIA:			<0.3 ft. drawdown	within 3%	within 10% or <0.5 mg/L	within 3%	±0.1 unit	±10 mV	within 10% or <5 NTU	--	--
1450	0	0.1	32.96	20.1	6.30	920	5.78	219.3	25.46	clear	none
1455	0.5	"	33.01	19.9	6.07	91.7	5.78	210.4	69.71	"	"
1500	1.0	"	33.04	19.7	5.83	91.1	5.80	208.9	110.1	"	"
1505	1.5	"	33.06	20.2	5.39	91.2	5.84	198.4	4.13	"	"
1510	2.0	"	33.06	19.4	5.85	90.7	5.80	200	3.60	"	"

WELL CAPACITY (Gallons Per Foot): **0.75"** = 0.02; **1"** = 0.04; **1.25"** = 0.06; **2"** = 0.16; **3"** = 0.37; **4"** = 0.65; **5"** = 1.02; **6"** = 1.47; **12"** = 5.88

SAMPLING DATA

SAMPLED BY (PRINT) / AFFILIATION: Jacob Miller/AECOM	SAMPLER(S) SIGNATURE(S): Jacob Miller	SAMPLE TIME: 1520
PUMP OR TUBING DEPTH IN WELL (feet): 30.00	TUBING MATERIAL CODE: LDPE	FIELD-FILTERED: Y (N) Filtration Equipment Type: -- FILTER SIZE: -- µm

FIELD DECONTAMINATION: PUMP (Y) N TUBING Y (N) (replaced) DUPLICATE: Y (N)

SAMPLE CONTAINER SPECIFICATION				SAMPLE PRESERVATION (including wet ice)			INTENDED ANALYSIS AND/OR METHOD	SAMPLING EQUIPMENT CODE	SAMPLE PUMP FLOW RATE (gal per minute)
SAMPLE ID CODE	# CONTAINERS	MATERIAL CODE	VOLUME	PRESERVATIVE USED	TOTAL VOL ADDED IN FIELD (mL)	FINAL pH			
MW-98	4	AG	40 mL	HCl	40 mL x 4	5.80	6200	BP	0.1
"	3	AG	40 mL	HCl	40 mL x 3	"	VPH	"	"
"	1	PP	250 mL	HNO_3	250 mL	"	Lead by 6010	"	"

REMARKS:

MATERIAL CODES: **AG** = Amber Glass; **CG** = Clear Glass; **HDPE** = High Density Polyethylene; **LDPE** = Low Density Polyethylene; **PP** = Polypropylene; **S** = Silicone; **T** = Teflon; **O** = Other (Specify)

SAMPLING EQUIPMENT CODES: **APP** = After (Through) Peristaltic Pump; **B** = Bailer; **BP** = Bladder Pump; **ESP** = Electric Submersible Pump; **RFPP** = Reverse Flow Peristaltic Pump; **SM** = Straw Method (Tubing Gravity Drain); **O** = Other (Specify)

GROUNDWATER SAMPLING LOG

SITE NAME: 2020-L1-2448 Incident	SITE LOCATION: Huntersville, NC	PROJECT NUMBER: 60674226	WELL NAME: MW-98D	DATE: 6/1/22

WELL DIAMETER (inches): 4"	TUBING DIAMETER (inches): 3/8"	WELL SCREEN INTERVAL DEPTH: 67.00 ft. to 86.00 ft.	DEPTH TO WATER (feet): 33.41	PUMP TYPE OR BAILER: Bladder

1 WELL VOLUME = (TD-DTW) x WELL CAPACITY

(86.00 ft. - 33.41 ft.) x 0.63 gal./ft. = 33.13 gallons

3 WELL VOLUMES = 1 WELL VOLUME X 3

33.13 gallons x 3 = 99.39 gallons

PUMP DEPTH IN WELL (feet): 72.00	PURGING INITIATED AT: 1320	PURGING ENDED AT: 1340	TOTAL VOLUME PURGED (gallons): 2.0

EQUIPMENT INFORMATION WATER QUALITY METER — MAKE/MODEL: YSI Pro; SERIAL #: 16F10029

EQUIPMENT INFORMATION OIL/WATER INTERFACE PROBE — MAKE/MODEL: Heron 100'; SERIAL #: 01-7821

TIME	VOLUME PURGED (gallons)	PURGE RATE (gpm)	DEPTH TO WATER (feet)	TEMP. (°C)	DO (mg/L)	COND. (µS/cm)	pH (standard units)	ORP (mV)	TURB. (NTU)	COLOR (describe)	ODOR (describe)
STABILIZATION CRITERIA:			<0.3 ft. drawdown	within 3%	within 10% or <0.5 mg/L	within 3%	±0.1 unit	±10 mV	within 10% or <5 NTU	--	--
1445	0	0.1	33.79	20.1	2.36	2466	8.03	54.5	10.6	Clear	none
1450	0.5		34.10	19.0	1.83	238.1	7.91	49.9	6.91		
1455	1.0		34.19	19.0	1.14	238.2	7.85	38.2	7.71		
1500	1.5		34.27	19.0	1.09	238.3	7.85	37.6	4.37		
1505	2.0		34.31	19.1	1.04	238.3	7.84	35.4	3.21		

WELL CAPACITY (Gallons Per Foot): **0.75"** = 0.02; **1"** = 0.04; **1.25"** = 0.06; **2"** = 0.16; **3"** = 0.37; **4"** = 0.65; **5"** = 1.02; **6"** = 1.47; **12"** = 5.88

SAMPLING DATA

SAMPLED BY (PRINT) / AFFILIATION: Jacob Miller/AECOM	SAMPLER(S) SIGNATURE(S): Jacob Miller	SAMPLE TIME: 1515

PUMP OR TUBING DEPTH IN WELL (feet):	TUBING MATERIAL CODE: LDPE	FIELD-FILTERED: Y (N) Filtration Equipment Type: --	FILTER SIZE: -- µm

FIELD DECONTAMINATION: PUMP (Y) N TUBING Y (N) (replaced) DUPLICATE: Y (N)

SAMPLE CONTAINER SPECIFICATION				SAMPLE PRESERVATION (including wet ice)			INTENDED ANALYSIS AND/OR METHOD	SAMPLING EQUIPMENT CODE	SAMPLE PUMP FLOW RATE (gal per minute)
SAMPLE ID CODE	# CONTAINERS	MATERIAL CODE	VOLUME	PRESERVATIVE USED	TOTAL VOL ADDED IN FIELD (mL)	FINAL pH			
MW-98D	4	AG	40 mL	HCl	40 mL x 4	7.84	6200	BP	0.1
	3	AG	40 mL	HCl	40 mL x 3		VPH		
	1	PP	250 mL	HNO_3	250 mL		Lead by 6010		

REMARKS:

MATERIAL CODES: **AG** = Amber Glass; **CG** = Clear Glass; **HDPE** = High Density Polyethylene; **LDPE** = Low Density Polyethylene; **PP** = Polypropylene; **S** = Silicone; **T** = Teflon; **O** = Other (Specify)

SAMPLING EQUIPMENT CODES: **APP** = After (Through) Peristaltic Pump; **B** = Bailer; **BP** = Bladder Pump; **ESP** = Electric Submersible Pump; **RFPP** = Reverse Flow Peristaltic Pump; **SM** = Straw Method (Tubing Gravity Drain); **O** = Other (Specify)

APPENDIX B

LABORATORY ANALYTICAL REPORTS

Pace Analytical Services, LLC
9800 Kincey Ave. Suite 100
Huntersville, NC 28078
(704)875-9092

June 03, 2022

Andrew Wreschnig
AECOM
6000 Fairview Road
Suite 200
Charlotte, NC 28210

RE: Project: CPC HUNTERSVILLE (GW)
Pace Project No.: 92607178

Dear Andrew Wreschnig:

Enclosed are the analytical results for sample(s) received by the laboratory on May 31, 2022. The results relate only to the samples included in this report. Results reported herein conform to the applicable TNI/NELAC Standards and the laboratory's Quality Manual, where applicable, unless otherwise noted in the body of the report.

The test results provided in this final report were generated by each of the following laboratories within the Pace Network:

- Pace Analytical Services - Charlotte
- Pace Analytical Services - Peachtree Corners, GA

If you have any questions concerning this report, please feel free to contact me.

Sincerely,

Bonnie Vang
bonnie.vang@pacelabs.com
(704)875-9092
Project Manager

Enclosures

cc: Teresa Amentt Jennings, AECOM
Jeff Morrison, Colonial Pipeline Company

This report shall not be reproduced, except in full,
without the written consent of Pace Analytical Services, LLC.

Pace Analytical Services, LLC
9800 Kincey Ave. Suite 100
Huntersville, NC 28078
(704)875-9092

CERTIFICATIONS

Project: CPC HUNTERSVILLE (GW)
Pace Project No.: 92607178

Pace Analytical Services Charlotte

South Carolina Laboratory ID: 99006
9800 Kincey Ave. Ste 100, Huntersville, NC 28078
North Carolina Drinking Water Certification #: 37706
North Carolina Field Services Certification #: 5342
North Carolina Wastewater Certification #: 12
South Carolina Laboratory ID: 99006
South Carolina Certification #: 99006001
South Carolina Drinking Water Cert. #: 99006003
Florida/NELAP Certification #: E87627
Kentucky UST Certification #: 84
Louisiana DoH Drinking Water #: LA029
Virginia/VELAP Certification #: 460221

Pace Analytical Services Peachtree Corners

110 Technology Pkwy, Peachtree Corners, GA 30092
Florida DOH Certification #: E87315
Georgia DW Inorganics Certification #: 812
North Carolina Certification #: 381
South Carolina Certification #: 98011001

This report shall not be reproduced, except in full,
without the written consent of Pace Analytical Services, LLC.

Pace Analytical Services, LLC
9800 Kincey Ave. Suite 100
Huntersville, NC 28078
(704)875-9092

SAMPLE SUMMARY

Project: CPC HUNTERSVILLE (GW)
Pace Project No.: 92607178

Lab ID	Sample ID	Matrix	Date Collected	Date Received
92607178001	**MW-98**	Water	05/31/22 15:20	05/31/22 16:05

REPORT OF LABORATORY ANALYSIS

This report shall not be reproduced, except in full,
without the written consent of Pace Analytical Services, LLC.

Pace Analytical Services, LLC
9800 Kincey Ave. Suite 100
Huntersville, NC 28078
(704)875-9092

SAMPLE ANALYTE COUNT

Project: CPC HUNTERSVILLE (GW)
Pace Project No.: 92607178

Lab ID	Sample ID	Method	Analysts	Analytes Reported	Laboratory
92607178001	**MW-98**	MADEP VPH	MAD	6	PASI-C
		EPA 6020B	CW1	1	PASI-GA
		SM 6200B	SAS	63	PASI-C

PASI-C = Pace Analytical Services - Charlotte
PASI-GA = Pace Analytical Services - Peachtree Corners, GA

This report shall not be reproduced, except in full,
without the written consent of Pace Analytical Services, LLC.

Pace Analytical Services, LLC
9800 Kincey Ave. Suite 100
Huntersville, NC 28078
(704)875-9092

ANALYTICAL RESULTS

Project: CPC HUNTERSVILLE (GW)
Pace Project No.: 92607178

Sample: MW-98 **Lab ID: 92607178001** Collected: 05/31/22 15:20 Received: 05/31/22 16:05 Matrix: Water

Parameters	Results	Units	Report Limit	MDL	DF	Prepared	Analyzed	CAS No.	Qual
VPH NC Water	Analytical Method: MADEP VPH Pace Analytical Services - Charlotte								
Total VPH (C5-C12)	ND	ug/L	50.0	50.0	1		06/01/22 22:39		N2
Aliphatic (C05-C08)	ND	ug/L	50.0	50.0	1		06/01/22 22:39		N2
Aliphatic(C09-C12) Adjusted	ND	ug/L	50.0	50.0	1		06/01/22 22:39		N2
Aromatic (C09-C10)	ND	ug/L	50.0	50.0	1		06/01/22 22:39		N2
Surrogates									
4-Bromofluorobenzene (FID) (S)	102	%	70-130		1		06/01/22 22:39	460-00-4	
4-Bromofluorobenzene (PID) (S)	86	%	70-130		1		06/01/22 22:39	460-00-4	
6020 MET ICPMS	Analytical Method: EPA 6020B Preparation Method: EPA 3005A Pace Analytical Services - Peachtree Corners, GA								
Lead	ND	ug/L	5.0	0.89	1	06/02/22 10:21	06/02/22 18:41	7439-92-1	
6200B MSV	Analytical Method: SM 6200B Pace Analytical Services - Charlotte								
Benzene	ND	ug/L	0.50	0.34	1		06/02/22 01:15	71-43-2	
Bromobenzene	ND	ug/L	0.50	0.29	1		06/02/22 01:15	108-86-1	
Bromochloromethane	ND	ug/L	0.50	0.47	1		06/02/22 01:15	74-97-5	
Bromodichloromethane	ND	ug/L	0.50	0.31	1		06/02/22 01:15	75-27-4	
Bromoform	ND	ug/L	0.50	0.34	1		06/02/22 01:15	75-25-2	
Bromomethane	ND	ug/L	5.0	1.7	1		06/02/22 01:15	74-83-9	M1
n-Butylbenzene	ND	ug/L	0.50	0.49	1		06/02/22 01:15	104-51-8	
sec-Butylbenzene	ND	ug/L	0.50	0.40	1		06/02/22 01:15	135-98-8	
tert-Butylbenzene	ND	ug/L	0.50	0.32	1		06/02/22 01:15	98-06-6	
Carbon tetrachloride	ND	ug/L	0.50	0.33	1		06/02/22 01:15	56-23-5	
Chlorobenzene	ND	ug/L	0.50	0.28	1		06/02/22 01:15	108-90-7	
Chloroethane	ND	ug/L	1.0	0.65	1		06/02/22 01:15	75-00-3	M1
Chloroform	ND	ug/L	0.50	0.43	1		06/02/22 01:15	67-66-3	
Chloromethane	ND	ug/L	1.0	0.54	1		06/02/22 01:15	74-87-3	
2-Chlorotoluene	ND	ug/L	0.50	0.32	1		06/02/22 01:15	95-49-8	
4-Chlorotoluene	ND	ug/L	0.50	0.32	1		06/02/22 01:15	106-43-4	
1,2-Dibromo-3-chloropropane	ND	ug/L	1.0	0.34	1		06/02/22 01:15	96-12-8	
Dibromochloromethane	ND	ug/L	0.50	0.36	1		06/02/22 01:15	124-48-1	
1,2-Dibromoethane (EDB)	ND	ug/L	0.50	0.27	1		06/02/22 01:15	106-93-4	
Dibromomethane	ND	ug/L	0.50	0.39	1		06/02/22 01:15	74-95-3	
1,2-Dichlorobenzene	ND	ug/L	0.50	0.34	1		06/02/22 01:15	95-50-1	
1,3-Dichlorobenzene	ND	ug/L	0.50	0.34	1		06/02/22 01:15	541-73-1	
1,4-Dichlorobenzene	ND	ug/L	0.50	0.33	1		06/02/22 01:15	106-46-7	
Dichlorodifluoromethane	ND	ug/L	0.50	0.35	1		06/02/22 01:15	75-71-8	
1,1-Dichloroethane	ND	ug/L	0.50	0.37	1		06/02/22 01:15	75-34-3	
1,2-Dichloroethane	ND	ug/L	0.50	0.32	1		06/02/22 01:15	107-06-2	
1,1-Dichloroethene	ND	ug/L	0.50	0.35	1		06/02/22 01:15	75-35-4	
cis-1,2-Dichloroethene	ND	ug/L	0.50	0.38	1		06/02/22 01:15	156-59-2	
trans-1,2-Dichloroethene	ND	ug/L	0.50	0.40	1		06/02/22 01:15	156-60-5	
1,2-Dichloropropane	ND	ug/L	0.50	0.36	1		06/02/22 01:15	78-87-5	
1,3-Dichloropropane	ND	ug/L	0.50	0.28	1		06/02/22 01:15	142-28-9	

REPORT OF LABORATORY ANALYSIS

This report shall not be reproduced, except in full,
without the written consent of Pace Analytical Services, LLC.

Pace Analytical Services, LLC
9800 Kincey Ave. Suite 100
Huntersville, NC 28078
(704)875-9092

ANALYTICAL RESULTS

Project: CPC HUNTERSVILLE (GW)
Pace Project No.: 92607178

Sample: MW-98 **Lab ID: 92607178001** Collected: 05/31/22 15:20 Received: 05/31/22 16:05 Matrix: Water

Parameters	Results	Units	Report Limit	MDL	DF	Prepared	Analyzed	CAS No.	Qual
6200B MSV	Analytical Method: SM 6200B Pace Analytical Services - Charlotte								
2,2-Dichloropropane	ND	ug/L	0.50	0.39	1		06/02/22 01:15	594-20-7	
1,1-Dichloropropene	ND	ug/L	0.50	0.43	1		06/02/22 01:15	563-58-6	
cis-1,3-Dichloropropene	ND	ug/L	0.50	0.36	1		06/02/22 01:15	10061-01-5	
trans-1,3-Dichloropropene	ND	ug/L	0.50	0.36	1		06/02/22 01:15	10061-02-6	
Diisopropyl ether	ND	ug/L	0.50	0.31	1		06/02/22 01:15	108-20-3	
Ethylbenzene	ND	ug/L	0.50	0.30	1		06/02/22 01:15	100-41-4	
Hexachloro-1,3-butadiene	ND	ug/L	2.0	1.5	1		06/02/22 01:15	87-68-3	
Isopropylbenzene (Cumene)	ND	ug/L	0.50	0.33	1		06/02/22 01:15	98-82-8	
Methylene Chloride	ND	ug/L	2.0	2.0	1		06/02/22 01:15	75-09-2	
Methyl-tert-butyl ether	ND	ug/L	0.50	0.42	1		06/02/22 01:15	1634-04-4	
Naphthalene	ND	ug/L	2.0	0.64	1		06/02/22 01:15	91-20-3	
n-Propylbenzene	ND	ug/L	0.50	0.34	1		06/02/22 01:15	103-65-1	
Styrene	ND	ug/L	0.50	0.29	1		06/02/22 01:15	100-42-5	
1,1,1,2-Tetrachloroethane	ND	ug/L	0.50	0.31	1		06/02/22 01:15	630-20-6	
1,1,2,2-Tetrachloroethane	ND	ug/L	0.50	0.22	1		06/02/22 01:15	79-34-5	
Tetrachloroethene	ND	ug/L	0.50	0.29	1		06/02/22 01:15	127-18-4	
Toluene	ND	ug/L	0.50	0.48	1		06/02/22 01:15	108-88-3	
1,2,3-Trichlorobenzene	ND	ug/L	2.0	0.81	1		06/02/22 01:15	87-61-6	
1,2,4-Trichlorobenzene	ND	ug/L	2.0	0.64	1		06/02/22 01:15	120-82-1	
1,1,1-Trichloroethane	ND	ug/L	0.50	0.33	1		06/02/22 01:15	71-55-6	
1,1,2-Trichloroethane	ND	ug/L	0.50	0.32	1		06/02/22 01:15	79-00-5	
Trichloroethene	ND	ug/L	0.50	0.38	1		06/02/22 01:15	79-01-6	
Trichlorofluoromethane	ND	ug/L	1.0	0.30	1		06/02/22 01:15	75-69-4	M1
1,2,3-Trichloropropane	ND	ug/L	0.50	0.26	1		06/02/22 01:15	96-18-4	
1,2,4-Trimethylbenzene	ND	ug/L	0.50	0.50	1		06/02/22 01:15	95-63-6	
1,3,5-Trimethylbenzene	ND	ug/L	0.50	0.33	1		06/02/22 01:15	108-67-8	
Vinyl chloride	ND	ug/L	1.0	0.39	1		06/02/22 01:15	75-01-4	
m&p-Xylene	ND	ug/L	1.0	0.71	1		06/02/22 01:15	179601-23-1	
o-Xylene	ND	ug/L	0.50	0.34	1		06/02/22 01:15	95-47-6	
Surrogates									
1,2-Dichloroethane-d4 (S)	92	%	70-130		1		06/02/22 01:15	17060-07-0	
4-Bromofluorobenzene (S)	98	%	70-130		1		06/02/22 01:15	460-00-4	
Toluene-d8 (S)	106	%	70-130		1		06/02/22 01:15	2037-26-5	

REPORT OF LABORATORY ANALYSIS

This report shall not be reproduced, except in full,
without the written consent of Pace Analytical Services, LLC.

Pace Analytical Services, LLC
9800 Kincey Ave. Suite 100
Huntersville, NC 28078
(704)875-9092

QUALITY CONTROL DATA

Project: CPC HUNTERSVILLE (GW)
Pace Project No.: 92607178

QC Batch: 701723
QC Batch Method: MADEP VPH
Analysis Method: MADEP VPH
Analysis Description: VPH NC Water
Laboratory: Pace Analytical Services - Charlotte
Associated Lab Samples: 92607178001

METHOD BLANK: 3662764 Matrix: Water
Associated Lab Samples: 92607178001

Parameter	Units	Blank Result	Reporting Limit	MDL	Analyzed	Qualifiers
Aliphatic (C05-C08)	ug/L	ND	50.0	50.0	06/01/22 22:10	N2
Aromatic (C09-C10)	ug/L	ND	50.0	50.0	06/01/22 22:10	N2
4-Bromofluorobenzene (FID) (S)	%	94	70-130		06/01/22 22:10	
4-Bromofluorobenzene (PID) (S)	%	80	70-130		06/01/22 22:10	

LABORATORY CONTROL SAMPLE & LCSD: 3662765 3662766

Parameter	Units	Spike Conc.	LCS Result	LCSD Result	LCS % Rec	LCSD % Rec	% Rec Limits	RPD	Max RPD	Qualifiers
Aliphatic (C05-C08)	ug/L	300	299	302	100	101	70-130	1	25	N2
Aromatic (C09-C10)	ug/L	100	94.7	94.4	95	94	70-130	0	25	N2
4-Bromofluorobenzene (FID) (S)	%				101	100	70-130			
4-Bromofluorobenzene (PID) (S)	%				86	85	70-130			

Results presented on this page are in the units indicated by the "Units" column except where an alternate unit is presented to the right of the result.

REPORT OF LABORATORY ANALYSIS

This report shall not be reproduced, except in full,
without the written consent of Pace Analytical Services, LLC.

Pace Analytical Services, LLC
9800 Kincey Ave. Suite 100
Huntersville, NC 28078
(704)875-9092

QUALITY CONTROL DATA

Project: CPC HUNTERSVILLE (GW)
Pace Project No.: 92607178

QC Batch: 701857
QC Batch Method: EPA 3005A
Analysis Method: EPA 6020B
Analysis Description: 6020 MET
Laboratory: Pace Analytical Services - Peachtree Corners, GA
Associated Lab Samples: 92607178001

METHOD BLANK: 3663068 Matrix: Water
Associated Lab Samples: 92607178001

Parameter	Units	Blank Result	Reporting Limit	MDL	Analyzed	Qualifiers
Lead	ug/L	ND	5.0	0.89	06/02/22 18:29	

LABORATORY CONTROL SAMPLE: 3663069

Parameter	Units	Spike Conc.	LCS Result	LCS % Rec	% Rec Limits	Qualifiers
Lead	ug/L	100	102	102	80-120	

MATRIX SPIKE & MATRIX SPIKE DUPLICATE: 3663070 3663071

Parameter	Units	92607178001 Result	MS Spike Conc.	MSD Spike Conc.	MS Result	MSD Result	MS % Rec	MSD % Rec	% Rec Limits	RPD	Max RPD	Qual
Lead	ug/L	ND	100	100	100	104	100	103	75-125	4	20	

Results presented on this page are in the units indicated by the "Units" column except where an alternate unit is presented to the right of the result.

REPORT OF LABORATORY ANALYSIS

This report shall not be reproduced, except in full,
without the written consent of Pace Analytical Services, LLC.

Pace Analytical Services, LLC
9800 Kincey Ave. Suite 100
Huntersville, NC 28078
(704)875-9092

QUALITY CONTROL DATA

Project: CPC HUNTERSVILLE (GW)
Pace Project No.: 92607178

QC Batch: 701645
QC Batch Method: SM 6200B
Analysis Method: SM 6200B
Analysis Description: 6200B MSV
Laboratory: Pace Analytical Services - Charlotte

Associated Lab Samples: 92607178001

METHOD BLANK: 3662190 Matrix: Water
Associated Lab Samples: 92607178001

Parameter	Units	Blank Result	Reporting Limit	MDL	Analyzed	Qualifiers
1,1,1,2-Tetrachloroethane	ug/L	ND	0.50	0.31	06/01/22 23:46	
1,1,1-Trichloroethane	ug/L	ND	0.50	0.33	06/01/22 23:46	
1,1,2,2-Tetrachloroethane	ug/L	ND	0.50	0.22	06/01/22 23:46	
1,1,2-Trichloroethane	ug/L	ND	0.50	0.32	06/01/22 23:46	
1,1-Dichloroethane	ug/L	ND	0.50	0.37	06/01/22 23:46	
1,1-Dichloroethene	ug/L	ND	0.50	0.35	06/01/22 23:46	
1,1-Dichloropropene	ug/L	ND	0.50	0.43	06/01/22 23:46	
1,2,3-Trichlorobenzene	ug/L	ND	2.0	0.81	06/01/22 23:46	
1,2,3-Trichloropropane	ug/L	ND	0.50	0.26	06/01/22 23:46	
1,2,4-Trichlorobenzene	ug/L	ND	2.0	0.64	06/01/22 23:46	
1,2,4-Trimethylbenzene	ug/L	ND	0.50	0.50	06/01/22 23:46	
1,2-Dibromo-3-chloropropane	ug/L	ND	1.0	0.34	06/01/22 23:46	
1,2-Dibromoethane (EDB)	ug/L	ND	0.50	0.27	06/01/22 23:46	
1,2-Dichlorobenzene	ug/L	ND	0.50	0.34	06/01/22 23:46	
1,2-Dichloroethane	ug/L	ND	0.50	0.32	06/01/22 23:46	
1,2-Dichloropropane	ug/L	ND	0.50	0.36	06/01/22 23:46	
1,3,5-Trimethylbenzene	ug/L	ND	0.50	0.33	06/01/22 23:46	
1,3-Dichlorobenzene	ug/L	ND	0.50	0.34	06/01/22 23:46	
1,3-Dichloropropane	ug/L	ND	0.50	0.28	06/01/22 23:46	
1,4-Dichlorobenzene	ug/L	ND	0.50	0.33	06/01/22 23:46	
2,2-Dichloropropane	ug/L	ND	0.50	0.39	06/01/22 23:46	
2-Chlorotoluene	ug/L	ND	0.50	0.32	06/01/22 23:46	
4-Chlorotoluene	ug/L	ND	0.50	0.32	06/01/22 23:46	
Benzene	ug/L	ND	0.50	0.34	06/01/22 23:46	
Bromobenzene	ug/L	ND	0.50	0.29	06/01/22 23:46	
Bromochloromethane	ug/L	ND	0.50	0.47	06/01/22 23:46	
Bromodichloromethane	ug/L	ND	0.50	0.31	06/01/22 23:46	
Bromoform	ug/L	ND	0.50	0.34	06/01/22 23:46	
Bromomethane	ug/L	ND	5.0	1.7	06/01/22 23:46	
Carbon tetrachloride	ug/L	ND	0.50	0.33	06/01/22 23:46	
Chlorobenzene	ug/L	ND	0.50	0.28	06/01/22 23:46	
Chloroethane	ug/L	ND	1.0	0.65	06/01/22 23:46	
Chloroform	ug/L	ND	0.50	0.43	06/01/22 23:46	
Chloromethane	ug/L	ND	1.0	0.54	06/01/22 23:46	
cis-1,2-Dichloroethene	ug/L	ND	0.50	0.38	06/01/22 23:46	
cis-1,3-Dichloropropene	ug/L	ND	0.50	0.36	06/01/22 23:46	
Dibromochloromethane	ug/L	ND	0.50	0.36	06/01/22 23:46	
Dibromomethane	ug/L	ND	0.50	0.39	06/01/22 23:46	
Dichlorodifluoromethane	ug/L	ND	0.50	0.35	06/01/22 23:46	
Diisopropyl ether	ug/L	ND	0.50	0.31	06/01/22 23:46	

Results presented on this page are in the units indicated by the "Units" column except where an alternate unit is presented to the right of the result.

REPORT OF LABORATORY ANALYSIS

This report shall not be reproduced, except in full,
without the written consent of Pace Analytical Services, LLC.

Pace Analytical Services, LLC
9800 Kincey Ave. Suite 100
Huntersville, NC 28078
(704)875-9092

QUALITY CONTROL DATA

Project: CPC HUNTERSVILLE (GW)
Pace Project No.: 92607178

METHOD BLANK: 3662190 Matrix: Water
Associated Lab Samples: 92607178001

Parameter	Units	Blank Result	Reporting Limit	MDL	Analyzed	Qualifiers
Ethylbenzene	ug/L	ND	0.50	0.30	06/01/22 23:46	
Hexachloro-1,3-butadiene	ug/L	ND	2.0	1.5	06/01/22 23:46	
Isopropylbenzene (Cumene)	ug/L	ND	0.50	0.33	06/01/22 23:46	
m&p-Xylene	ug/L	ND	1.0	0.71	06/01/22 23:46	
Methyl-tert-butyl ether	ug/L	ND	0.50	0.42	06/01/22 23:46	
Methylene Chloride	ug/L	ND	2.0	2.0	06/01/22 23:46	
n-Butylbenzene	ug/L	ND	0.50	0.49	06/01/22 23:46	
n-Propylbenzene	ug/L	ND	0.50	0.34	06/01/22 23:46	
Naphthalene	ug/L	ND	2.0	0.64	06/01/22 23:46	
o-Xylene	ug/L	ND	0.50	0.34	06/01/22 23:46	
sec-Butylbenzene	ug/L	ND	0.50	0.40	06/01/22 23:46	
Styrene	ug/L	ND	0.50	0.29	06/01/22 23:46	
tert-Butylbenzene	ug/L	ND	0.50	0.32	06/01/22 23:46	
Tetrachloroethene	ug/L	ND	0.50	0.29	06/01/22 23:46	
Toluene	ug/L	ND	0.50	0.48	06/01/22 23:46	
trans-1,2-Dichloroethene	ug/L	ND	0.50	0.40	06/01/22 23:46	
trans-1,3-Dichloropropene	ug/L	ND	0.50	0.36	06/01/22 23:46	
Trichloroethene	ug/L	ND	0.50	0.38	06/01/22 23:46	
Trichlorofluoromethane	ug/L	ND	1.0	0.30	06/01/22 23:46	
Vinyl chloride	ug/L	ND	1.0	0.39	06/01/22 23:46	
1,2-Dichloroethane-d4 (S)	%	89	70-130		06/01/22 23:46	
4-Bromofluorobenzene (S)	%	98	70-130		06/01/22 23:46	
Toluene-d8 (S)	%	106	70-130		06/01/22 23:46	

LABORATORY CONTROL SAMPLE: 3662191

Parameter	Units	Spike Conc.	LCS Result	LCS % Rec	% Rec Limits	Qualifiers
1,1,1,2-Tetrachloroethane	ug/L	50	51.5	103	60-140	
1,1,1-Trichloroethane	ug/L	50	53.8	108	60-140	
1,1,2,2-Tetrachloroethane	ug/L	50	46.8	94	60-140	
1,1,2-Trichloroethane	ug/L	50	50.5	101	60-140	
1,1-Dichloroethane	ug/L	50	49.4	99	60-140	
1,1-Dichloroethene	ug/L	50	55.1	110	60-140	
1,1-Dichloropropene	ug/L	50	52.2	104	60-140	
1,2,3-Trichlorobenzene	ug/L	50	49.7	99	60-140	
1,2,3-Trichloropropane	ug/L	50	45.2	90	60-140	
1,2,4-Trichlorobenzene	ug/L	50	49.1	98	60-140	
1,2,4-Trimethylbenzene	ug/L	50	48.7	97	60-140	
1,2-Dibromo-3-chloropropane	ug/L	50	46.1	92	60-140	
1,2-Dibromoethane (EDB)	ug/L	50	50.9	102	60-140	
1,2-Dichlorobenzene	ug/L	50	47.8	96	60-140	
1,2-Dichloroethane	ug/L	50	50.4	101	60-140	
1,2-Dichloropropane	ug/L	50	53.4	107	60-140	
1,3,5-Trimethylbenzene	ug/L	50	50.1	100	60-140	

Results presented on this page are in the units indicated by the "Units" column except where an alternate unit is presented to the right of the result.

REPORT OF LABORATORY ANALYSIS

This report shall not be reproduced, except in full,
without the written consent of Pace Analytical Services, LLC.

Pace Analytical Services, LLC
9800 Kincey Ave. Suite 100
Huntersville, NC 28078
(704)875-9092

QUALITY CONTROL DATA

Project: CPC HUNTERSVILLE (GW)
Pace Project No.: 92607178

LABORATORY CONTROL SAMPLE: 3662191

Parameter	Units	Spike Conc.	LCS Result	LCS % Rec	% Rec Limits	Qualifiers
1,3-Dichlorobenzene	ug/L	50	48.6	97	60-140	
1,3-Dichloropropane	ug/L	50	51.6	103	60-140	
1,4-Dichlorobenzene	ug/L	50	47.5	95	60-140	
2,2-Dichloropropane	ug/L	50	50.6	101	60-140	
2-Chlorotoluene	ug/L	50	46.7	93	60-140	
4-Chlorotoluene	ug/L	50	46.5	93	60-140	
Benzene	ug/L	50	50.1	100	60-140	
Bromobenzene	ug/L	50	47.4	95	60-140	
Bromochloromethane	ug/L	50	47.0	94	60-140	
Bromodichloromethane	ug/L	50	47.5	95	60-140	
Bromoform	ug/L	50	49.3	99	60-140	
Bromomethane	ug/L	50	61.5	123	60-140	
Carbon tetrachloride	ug/L	50	56.1	112	60-140	
Chlorobenzene	ug/L	50	49.6	99	60-140	
Chloroethane	ug/L	50	69.7	139	60-140	
Chloroform	ug/L	50	48.5	97	60-140	
Chloromethane	ug/L	50	56.2	112	60-140	
cis-1,2-Dichloroethene	ug/L	50	50.3	101	60-140	
cis-1,3-Dichloropropene	ug/L	50	53.0	106	60-140	
Dibromochloromethane	ug/L	50	49.9	100	60-140	
Dibromomethane	ug/L	50	48.8	98	60-140	
Dichlorodifluoromethane	ug/L	50	66.4	133	60-140	
Diisopropyl ether	ug/L	50	53.9	108	60-140	
Ethylbenzene	ug/L	50	48.9	98	60-140	
Hexachloro-1,3-butadiene	ug/L	50	53.5	107	60-140	
Isopropylbenzene (Cumene)	ug/L	50	49.7	99	60-140	
m&p-Xylene	ug/L	100	97.2	97	60-140	
Methyl-tert-butyl ether	ug/L	50	50.9	102	60-140	
Methylene Chloride	ug/L	50	47.3	95	60-140	
n-Butylbenzene	ug/L	50	51.7	103	60-140	
n-Propylbenzene	ug/L	50	48.2	96	60-140	
Naphthalene	ug/L	50	49.7	99	60-140	
o-Xylene	ug/L	50	48.6	97	60-140	
sec-Butylbenzene	ug/L	50	50.4	101	60-140	
Styrene	ug/L	50	48.8	98	60-140	
tert-Butylbenzene	ug/L	50	41.5	83	60-140	
Tetrachloroethene	ug/L	50	52.7	105	60-140	
Toluene	ug/L	50	46.9	94	60-140	
trans-1,2-Dichloroethene	ug/L	50	53.5	107	60-140	
trans-1,3-Dichloropropene	ug/L	50	51.1	102	60-140	
Trichloroethene	ug/L	50	57.6	115	60-140	
Trichlorofluoromethane	ug/L	50	63.0	126	60-140	
Vinyl chloride	ug/L	50	62.9	126	60-140	
1,2-Dichloroethane-d4 (S)	%			95	70-130	
4-Bromofluorobenzene (S)	%			97	70-130	
Toluene-d8 (S)	%			96	70-130	

Results presented on this page are in the units indicated by the "Units" column except where an alternate unit is presented to the right of the result.

REPORT OF LABORATORY ANALYSIS

This report shall not be reproduced, except in full,
without the written consent of Pace Analytical Services, LLC.

Pace Analytical Services, LLC
9800 Kincey Ave. Suite 100
Huntersville, NC 28078
(704)875-9092

QUALITY CONTROL DATA

Project: CPC HUNTERSVILLE (GW)
Pace Project No.: 92607178

MATRIX SPIKE & MATRIX SPIKE DUPLICATE: 3662192 3662193

Parameter	Units	92607178001 Result	MS Spike Conc.	MSD Spike Conc.	MS Result	MSD Result	MS % Rec	MSD % Rec	% Rec Limits	RPD	Max RPD	Qual
1,1,1,2-Tetrachloroethane	ug/L	ND	20	20	21.4	20.9	107	105	60-140	2	30	
1,1,1-Trichloroethane	ug/L	ND	20	20	23.3	23.8	117	119	60-140	2	30	
1,1,2,2-Tetrachloroethane	ug/L	ND	20	20	20.8	20.1	104	101	60-140	3	30	
1,1,2-Trichloroethane	ug/L	ND	20	20	21.7	21.1	108	106	60-140	3	30	
1,1-Dichloroethane	ug/L	ND	20	20	22.1	21.8	110	109	60-140	1	30	
1,1-Dichloroethene	ug/L	ND	20	20	24.5	24.9	122	125	60-140	2	30	
1,1-Dichloropropene	ug/L	ND	20	20	22.3	22.3	112	111	60-140	0	30	
1,2,3-Trichlorobenzene	ug/L	ND	20	20	23.3	22.4	116	112	60-140	4	30	
1,2,3-Trichloropropane	ug/L	ND	20	20	20.9	20.3	105	102	60-140	3	30	
1,2,4-Trichlorobenzene	ug/L	ND	20	20	22.4	21.7	112	108	60-140	4	30	
1,2,4-Trimethylbenzene	ug/L	ND	20	20	21.1	21.3	106	107	60-140	1	30	
1,2-Dibromo-3-chloropropane	ug/L	ND	20	20	18.2	18.3	91	92	60-140	1	30	
1,2-Dibromoethane (EDB)	ug/L	ND	20	20	22.0	21.0	110	105	60-140	5	30	
1,2-Dichlorobenzene	ug/L	ND	20	20	20.4	20.7	102	104	60-140	2	30	
1,2-Dichloroethane	ug/L	ND	20	20	21.8	21.6	109	108	60-140	1	30	
1,2-Dichloropropane	ug/L	ND	20	20	23.4	22.9	117	114	60-140	2	30	
1,3,5-Trimethylbenzene	ug/L	ND	20	20	22.0	22.5	110	112	60-140	2	30	
1,3-Dichlorobenzene	ug/L	ND	20	20	20.9	21.0	105	105	60-140	0	30	
1,3-Dichloropropane	ug/L	ND	20	20	21.8	21.5	109	107	60-140	2	30	
1,4-Dichlorobenzene	ug/L	ND	20	20	20.4	20.9	102	104	60-140	2	30	
2,2-Dichloropropane	ug/L	ND	20	20	23.1	23.1	116	116	60-140	0	30	
2-Chlorotoluene	ug/L	ND	20	20	20.5	20.6	102	103	60-140	1	30	
4-Chlorotoluene	ug/L	ND	20	20	20.8	20.6	104	103	60-140	1	30	
Benzene	ug/L	ND	20	20	22.0	21.5	110	108	60-140	2	30	
Bromobenzene	ug/L	ND	20	20	20.1	20.3	101	102	60-140	1	30	
Bromochloromethane	ug/L	ND	20	20	20.4	20.5	102	103	60-140	1	30	
Bromodichloromethane	ug/L	ND	20	20	20.3	19.5	102	98	60-140	4	30	
Bromoform	ug/L	ND	20	20	19.9	19.0	99	95	60-140	5	30	
Bromomethane	ug/L	ND	20	20	29.3	30.2	147	151	60-140	3	30	M1
Carbon tetrachloride	ug/L	ND	20	20	24.5	24.2	123	121	60-140	1	30	
Chlorobenzene	ug/L	ND	20	20	21.9	21.5	109	108	60-140	2	30	
Chloroethane	ug/L	ND	20	20	29.9	29.8	149	149	60-140	0	30	M1
Chloroform	ug/L	ND	20	20	19.0	18.7	95	94	60-140	2	30	
Chloromethane	ug/L	ND	20	20	24.7	24.9	124	125	60-140	1	30	
cis-1,2-Dichloroethene	ug/L	ND	20	20	22.1	22.5	111	113	60-140	2	30	
cis-1,3-Dichloropropene	ug/L	ND	20	20	21.8	21.6	109	108	60-140	1	30	
Dibromochloromethane	ug/L	ND	20	20	20.6	19.8	103	99	60-140	4	30	
Dibromomethane	ug/L	ND	20	20	21.5	21.3	108	107	60-140	1	30	
Dichlorodifluoromethane	ug/L	ND	20	20	25.8	25.9	129	129	60-140	0	30	
Diisopropyl ether	ug/L	ND	20	20	21.4	21.2	107	106	60-140	1	30	
Ethylbenzene	ug/L	ND	20	20	22.1	21.9	111	109	60-140	1	30	
Hexachloro-1,3-butadiene	ug/L	ND	20	20	26.9	27.2	134	136	60-140	1	30	
Isopropylbenzene (Cumene)	ug/L	ND	20	20	22.5	22.0	113	110	60-140	2	30	
m&p-Xylene	ug/L	ND	40	40	45.1	43.6	113	109	60-140	3	30	

Results presented on this page are in the units indicated by the "Units" column except where an alternate unit is presented to the right of the result.

REPORT OF LABORATORY ANALYSIS

This report shall not be reproduced, except in full,
without the written consent of Pace Analytical Services, LLC.

Pace Analytical Services, LLC
9800 Kincey Ave. Suite 100
Huntersville, NC 28078
(704)875-9092

QUALITY CONTROL DATA

Project: CPC HUNTERSVILLE (GW)
Pace Project No.: 92607178

MATRIX SPIKE & MATRIX SPIKE DUPLICATE: 3662192 3662193

Parameter	Units	92607178001 Result	MS Spike Conc.	MSD Spike Conc.	MS Result	MSD Result	MS % Rec	MSD % Rec	% Rec Limits	RPD	Max RPD	Qual
Methyl-tert-butyl ether	ug/L	ND	20	20	19.9	19.6	100	98	60-140	1	30	
Methylene Chloride	ug/L	ND	20	20	17.8	17.8	89	89	60-140	0	30	
n-Butylbenzene	ug/L	ND	20	20	24.4	24.4	122	122	60-140	0	30	
n-Propylbenzene	ug/L	ND	20	20	21.5	21.9	108	109	60-140	2	30	
Naphthalene	ug/L	ND	20	20	21.1	21.1	106	106	60-140	0	30	
o-Xylene	ug/L	ND	20	20	22.3	21.4	112	107	60-140	4	30	
sec-Butylbenzene	ug/L	ND	20	20	23.2	23.6	116	118	60-140	2	30	
Styrene	ug/L	ND	20	20	21.9	21.2	109	106	60-140	3	30	
tert-Butylbenzene	ug/L	ND	20	20	18.4	18.6	92	93	60-140	1	30	
Tetrachloroethene	ug/L	ND	20	20	23.0	22.5	115	112	60-140	2	30	
Toluene	ug/L	ND	20	20	21.2	21.1	106	106	60-140	0	30	
trans-1,2-Dichloroethene	ug/L	ND	20	20	23.6	23.9	118	119	60-140	1	30	
trans-1,3-Dichloropropene	ug/L	ND	20	20	21.6	20.6	108	103	60-140	5	30	
Trichloroethene	ug/L	ND	20	20	24.7	24.7	123	123	60-140	0	30	
Trichlorofluoromethane	ug/L	ND	20	20	27.9	28.8	140	144	60-140	3	30	M1
Vinyl chloride	ug/L	ND	20	20	27.7	27.6	138	138	60-140	0	30	
1,2-Dichloroethane-d4 (S)	%						97	102	70-130			
4-Bromofluorobenzene (S)	%						100	98	70-130			
Toluene-d8 (S)	%						98	97	70-130			

Results presented on this page are in the units indicated by the "Units" column except where an alternate unit is presented to the right of the result.

REPORT OF LABORATORY ANALYSIS

This report shall not be reproduced, except in full,
without the written consent of Pace Analytical Services, LLC.

Pace Analytical Services, LLC
9800 Kincey Ave. Suite 100
Huntersville, NC 28078
(704)875-9092

QUALIFIERS

Project: CPC HUNTERSVILLE (GW)
Pace Project No.: 92607178

DEFINITIONS

DF - Dilution Factor, if reported, represents the factor applied to the reported data due to dilution of the sample aliquot.

ND - Not Detected at or above adjusted reporting limit.

TNTC - Too Numerous To Count

J - Estimated concentration above the adjusted method detection limit and below the adjusted reporting limit.

MDL - Adjusted Method Detection Limit.

PQL - Practical Quantitation Limit.

RL - Reporting Limit - The lowest concentration value that meets project requirements for quantitative data with known precision and bias for a specific analyte in a specific matrix.

S - Surrogate

1,2-Diphenylhydrazine decomposes to and cannot be separated from Azobenzene using Method 8270. The result for each analyte is a combined concentration.

Consistent with EPA guidelines, unrounded data are displayed and have been used to calculate % recovery and RPD values.

LCS(D) - Laboratory Control Sample (Duplicate)

MS(D) - Matrix Spike (Duplicate)

DUP - Sample Duplicate

RPD - Relative Percent Difference

NC - Not Calculable.

SG - Silica Gel - Clean-Up

U - Indicates the compound was analyzed for, but not detected.

Acid preservation may not be appropriate for 2 Chloroethylvinyl ether.

A separate vial preserved to a pH of 4-5 is recommended in SW846 Chapter 4 for the analysis of Acrolein and Acrylonitrile by EPA Method 8260.

N-Nitrosodiphenylamine decomposes and cannot be separated from Diphenylamine using Method 8270. The result reported for each analyte is a combined concentration.

Reported results are not rounded until the final step prior to reporting. Therefore, calculated parameters that are typically reported as "Total" may vary slightly from the sum of the reported component parameters.

Pace Analytical is TNI accredited. Contact your Pace PM for the current list of accredited analytes.

TNI - The NELAC Institute.

ANALYTE QUALIFIERS

M1	Matrix spike recovery exceeded QC limits. Batch accepted based on laboratory control sample (LCS) recovery.
N2	The lab does not hold NELAC/TNI accreditation for this parameter but other accreditations/certifications may apply. A complete list of accreditations/certifications is available upon request.

This report shall not be reproduced, except in full,
without the written consent of Pace Analytical Services, LLC.

Pace Analytical Services, LLC
9800 Kincey Ave. Suite 100
Huntersville, NC 28078
(704)875-9092

QUALITY CONTROL DATA CROSS REFERENCE TABLE

Project: CPC HUNTERSVILLE (GW)
Pace Project No.: 92607178

Lab ID	Sample ID	QC Batch Method	QC Batch	Analytical Method	Analytical Batch
92607178001	**MW-98**	MADEP VPH	701723		
92607178001	**MW-98**	EPA 3005A	701857	EPA 6020B	701930
92607178001	**MW-98**	SM 6200B	701645		

This report shall not be reproduced, except in full,
without the written consent of Pace Analytical Services, LLC.

Effective Date: 05/12/202205/12/2022

Laboratory receiving samples:

Asheville ☐ Eden ☐ Greenwood ☐ Huntersville ☒ Raleigh ☐ Mechanicsville ☐ Atlanta ☐ Kernersville ☐

Sample Condition Upon Receipt

Client Name: AECOM

Projec

WO# : 92607178

92607178

Courier: ☐ Commercial ☐ Fed Ex ☐ Pace ☐ UPS ☐ USPS ☐ Other: ☒ Client

Custody Seal Present? ☐ Yes ☒ No Seals Intact? ☐ Yes ☒ No

Date/Initials Person Examining Contents: DM 6/11/22

Packing Material: ☒ Bubble Wrap ☒ Bubble Bags ☐ None ☐ Other

Biological Tissue Frozen? ☐ Yes ☐ No ☒ N/A

Thermometer: ☒ IR Gun ID: 9760

Type of Ice: ☐ Wet ☐ Blue ☐ None

Cooler Temp: 5.8 Correction Factor: Add/Subtract (°C) 0

Temp should be above freezing to 6°C

☐ Samples out of temp criteria. Samples on ice, cooling process has begun

Cooler Temp Corrected (°C): 5.8

USDA Regulated Soil (☒ N/A, water sample)

Did samples originate in a quarantine zone within the United States: CA, NY, or SC (check maps)? ☐ Yes ☐ No

Did samples originate from a foreign source (internationally, including Hawaii and Puerto Rico)? ☐ Yes ☐ No

				Comments/Discrepancy:
Chain of Custody Present?	☒ Yes	☐ No	☐ N/A	1.
Samples Arrived within Hold Time?	☒ Yes	☐ No	☐ N/A	2.
Short Hold Time Analysis (<72 hr.)?	☐ Yes	☒ No	☐ N/A	3.
Rush Turn Around Time Requested?	☐ Yes	☒ No	☐ N/A	4.
Sufficient Volume?	☒ Yes	☐ No	☐ N/A	5.
Correct Containers Used?	☒ Yes	☐ No	☐ N/A	6.
-Pace Containers Used?	☒ Yes	☐ No	☐ N/A	
Containers Intact?	☒ Yes	☐ No	☐ N/A	7.
Dissolved analysis: Samples Field Filtered?	☐ Yes	☐ No	☒ N/A	8.
Sample Labels Match COC?	☒ Yes	☐ No	☐ N/A	9.
-Includes Date/Time/ID/Analysis Matrix: WT				
Headspace in VOA Vials (>5-6mm)?	☐ Yes	☒ No	☐ N/A	10.
Trip Blank Present?	☐ Yes	☒ No	☐ N/A	11.
Trip Blank Custody Seals Present?	☐ Yes	☐ No	☒ N/A	

COMMENTS/SAMPLE DISCREPANCY

Field Data Required? ☐ Yes ☐ No

Lot ID of split containers:

CLIENT NOTIFICATION/RESOLUTION

Person contacted: Date/Time:

Project Manager SCURF Review: Date:

Project Manager SRF Review: Date:

Qualtrax ID: 69614

*Check mark top half of box if pH and/or dechlorination is verified and within the acceptance range for preservation samples.

Exceptions: VOA, Coliform, TOC, Oil and Grease, DRO/8015 (water) DOC, LLHg

**Bottom half of box is to list number of bottles

***Check all unpreserved Nitrates for chlorine

Project # WO# : 92607178

PM: BV Due Date: 06/03/22

CLIENT: 92-AECOM CHA

Item#	BP4U-125 mL Plastic Unpreserved (N/A) (Cl-)	BP3U-250 mL Plastic Unpreserved (N/A)	BP2U-500 mL Plastic Unpreserved (N/A)	BP1U-1 liter Plastic Unpreserved (N/A)	BP4S-125 mL Plastic H2SO4 (pH < 2) (Cl-)	BP3N-250 mL plastic HNO3 (pH < 2)	BP4Z-125 mL Plastic ZN Acetate & NaOH (>9)	BP4B-125 mL Plastic NaOH (pH > 12) (Cl-)	WGFU-Wide-mouthed Glass jar Unpreserved	AG1U-1 liter Amber Unpreserved (N/A) (Cl-)	AG1H-1 liter Amber HCl (pH < 2)	AG3U-250 mL Amber Unpreserved (N/A) (Cl-)	AG1S-1 liter Amber H2SO4 (pH < 2)	AG3S-250 mL Amber H2SO4 (pH < 2)	DG94-250 mL Amber NH4Cl (N/A)(Cl-)	DG9H-40 mL VOA HCl (N/A)	VG9T-40 mL VOA Na2S2O3 (N/A)	VG9U-40 mL VOA Unpreserved (N/A)	DG9V-40 mL VOA H3PO4 (N/A)	DG9S-40 mL VOA H2SO4 (N/A)	V/GK (3 vials per kit)-VPH/Gas kit (N/A)	SPST-125 mL Sterile Plastic (N/A – lab)	SP2T-250 mL Sterile Plastic (N/A – lab)		BP3R-250 mL Plastic (NH2)2SO4 (9.3-9.7)	AG0U-100 mL Amber Unpreserved (N/A) (Cl-)	VSGU-20 mL Scintillation vials (N/A)	DG9U-40 mL Amber Unpreserved vials (N/A)
1						- ✓										7													
2																													
3																													
4																													
5																													
6																													
7																													
8																													
9																													
10																													
11																													
12																													

pH Adjustment Log for Preserved Samples

Sample ID	Type of Preservative	pH upon receipt	Date preservation adjusted	Time preservation adjusted	Amount of Preservative added	Lot #

Note: Whenever there is a discrepancy affecting North Carolina compliance samples, a copy of this form will be sent to the North Carolina DENR Certification Office (i.e. Out of hold, incorrect preservative, out of temp, incorrect containers.

Pace

CHAIN-OF-CUSTODY / Analytical Request Document

The Chain-of-Custody is a LEGAL DOCUMENT. All relevant fields must be completed accurately.

Submitting a sample via this chain of custody constitutes acknowledgment and acceptance of the Pace Terms and Conditions found at https://info.pacelabs.com/hubfs/pas-standard-terms.pdf.

Page : 1 Of 1

Section A Required Client Information:		Section B Required Project Information:		Section C Invoice Information:	
Company:	AECOM	Report To:	Andrew Wreschnig	Attention:	
Address:	6000 Fairview Road	Copy To:		Company Name:	
Suite 200, Charlotte, NC 28210				Address:	
Email:	andrew.wreschnig@aecom.com	Purchase Order #:		Pace Quote:	AECOM # 60674226
Phone:	(704)522-0330 Fax	Project Name:	CPC Huntersville (GW)	Pace Project Manager:	bonnie.vang@pacelabs.com,
Requested Due Date:		Project #:		Pace Profile #:	12518-3

Regulatory Agency

State / Location: NC

ITEM #	SAMPLE ID (One Character per box. (A-Z, 0-9 / , -) Sample Ids must be unique)	MATRIX CODE (see valid codes to left)	SAMPLE TYPE (G=GRAB C=COMP)	COLLECTED START DATE	COLLECTED START TIME	COLLECTED END DATE	COLLECTED END TIME	SAMPLE TEMP AT COLLECTION	# OF CONTAINERS	Preservatives: Unpreserved	H2SO4	HNO3	HCl	NaOH	Na2S2O3	Methanol	Other	Requested Analysis Filtered (Y/N) Y/N	Analyses Test: 6200B	VPH	Total Lead	Trip BLANK	DI Water	Residual Chlorine (Y/N)	92607178
1	MW-98	WT	G	5/31/22	1520				8			X	Y						X	X	X				OC1
2																									
3																									
4																									
5																									
6																									
7																									
8																									
9																									
10																									
11																									
12																									

MATRIX CODE: Drinking Water DW; Water WT; Waste Water WW; Product P; Soil/Solid SL; Oil OL; Wipe WP; Air AR; Other OT; Tissue TS

ADDITIONAL COMMENTS	RELINQUISHED BY / AFFILIATION	DATE	TIME	ACCEPTED BY / AFFILIATION	DATE	TIME	SAMPLE CONDITIONS: TEMP in C	Received on Ice (Y/N)	Custody Sealed Cooler (Y/N)	Samples Intact (Y/N)
Trip Blank is associated with	Sam Moore/AECOM	5/31/22	1600	Pace	5/31/22	1600	5.3+6	Y	N	Y
Blue Cooler										
Green										

SAMPLER NAME AND SIGNATURE

PRINT Name of SAMPLER: Erik Rigel

SIGNATURE of SAMPLER: Erik Rigel

DATE Signed: 5/31/22

Pace Analytical Services, LLC
9800 Kincey Ave. Suite 100
Huntersville, NC 28078
(704)875-9092

June 03, 2022

Andrew Wreschnig
AECOM
6000 Fairview Road
Suite 200
Charlotte, NC 28210

RE: Project: CPC HUNTERSVILLE (GW)
Pace Project No.: 92607179

Dear Andrew Wreschnig:

Enclosed are the analytical results for sample(s) received by the laboratory on May 31, 2022. The results relate only to the samples included in this report. Results reported herein conform to the applicable TNI/NELAC Standards and the laboratory's Quality Manual, where applicable, unless otherwise noted in the body of the report.

The test results provided in this final report were generated by each of the following laboratories within the Pace Network:

- Pace Analytical Services - Charlotte
- Pace Analytical Services - Peachtree Corners, GA

If you have any questions concerning this report, please feel free to contact me.

Sincerely,

Bonnie Vang
bonnie.vang@pacelabs.com
(704)875-9092
Project Manager

Enclosures

cc: Teresa Amentt Jennings, AECOM
Jeff Morrison, Colonial Pipeline Company

This report shall not be reproduced, except in full,
without the written consent of Pace Analytical Services, LLC.

Pace Analytical Services, LLC
9800 Kincey Ave. Suite 100
Huntersville, NC 28078
(704)875-9092

CERTIFICATIONS

Project: CPC HUNTERSVILLE (GW)
Pace Project No.: 92607179

Pace Analytical Services Charlotte

South Carolina Laboratory ID: 99006
9800 Kincey Ave. Ste 100, Huntersville, NC 28078
North Carolina Drinking Water Certification #: 37706
North Carolina Field Services Certification #: 5342
North Carolina Wastewater Certification #: 12
South Carolina Laboratory ID: 99006
South Carolina Certification #: 99006001
South Carolina Drinking Water Cert. #: 99006003
Florida/NELAP Certification #: E87627
Kentucky UST Certification #: 84
Louisiana DoH Drinking Water #: LA029
Virginia/VELAP Certification #: 460221

Pace Analytical Services Peachtree Corners

110 Technology Pkwy, Peachtree Corners, GA 30092
Florida DOH Certification #: E87315
Georgia DW Inorganics Certification #: 812
North Carolina Certification #: 381
South Carolina Certification #: 98011001

This report shall not be reproduced, except in full,
without the written consent of Pace Analytical Services, LLC.

Pace Analytical Services, LLC
9800 Kincey Ave. Suite 100
Huntersville, NC 28078
(704)875-9092

SAMPLE SUMMARY

Project: CPC HUNTERSVILLE (GW)
Pace Project No.: 92607179

Lab ID	Sample ID	Matrix	Date Collected	Date Received
92607179001	**MW-67**	Water	05/31/22 09:40	05/31/22 16:05
92607179002	**MW-66**	Water	05/31/22 11:25	05/31/22 16:05
92607179003	**MW-68**	Water	05/31/22 13:00	05/31/22 16:05
92607179004	**MW-42**	Water	05/31/22 14:30	05/31/22 16:05
92607179005	**EB-1-20220531**	Water	05/31/22 15:00	05/31/22 16:05
92607179006	**TRIP BLANK**	Water	05/31/22 00:00	05/31/22 16:05

This report shall not be reproduced, except in full,
without the written consent of Pace Analytical Services, LLC.

Pace Analytical Services, LLC
9800 Kincey Ave. Suite 100
Huntersville, NC 28078
(704)875-9092

SAMPLE ANALYTE COUNT

Project: CPC HUNTERSVILLE (GW)
Pace Project No.: 92607179

Lab ID	Sample ID	Method	Analysts	Analytes Reported	Laboratory
92607179001	**MW-67**	MADEP VPH	MAD	6	PASI-C
		EPA 6020B	CW1	1	PASI-GA
		SM 6200B	SAS	63	PASI-C
92607179002	**MW-66**	MADEP VPH	MAD	6	PASI-C
		EPA 6020B	CW1	1	PASI-GA
		SM 6200B	SAS	63	PASI-C
92607179003	**MW-68**	MADEP VPH	MAD	6	PASI-C
		EPA 6020B	CW1	1	PASI-GA
		SM 6200B	SAS	63	PASI-C
92607179004	**MW-42**	MADEP VPH	MAD	6	PASI-C
		EPA 6020B	CW1	1	PASI-GA
		SM 6200B	SAS	63	PASI-C
92607179005	**EB-1-20220531**	MADEP VPH	MAD	6	PASI-C
		EPA 6020B	CW1	1	PASI-GA
		SM 6200B	SAS	63	PASI-C
92607179006	**TRIP BLANK**	SM 6200B	SAS	63	PASI-C

PASI-C = Pace Analytical Services - Charlotte
PASI-GA = Pace Analytical Services - Peachtree Corners, GA

This report shall not be reproduced, except in full,
without the written consent of Pace Analytical Services, LLC.

Pace Analytical Services, LLC
9800 Kincey Ave. Suite 100
Huntersville, NC 28078
(704)875-9092

ANALYTICAL RESULTS

Project: CPC HUNTERSVILLE (GW)
Pace Project No.: 92607179

Sample: MW-67 **Lab ID: 92607179001** Collected: 05/31/22 09:40 Received: 05/31/22 16:05 Matrix: Water

Parameters	Results	Units	Report Limit	MDL	DF	Prepared	Analyzed	CAS No.	Qual
VPH NC Water	Analytical Method: MADEP VPH Pace Analytical Services - Charlotte								
Total VPH (C5-C12)	ND	ug/L	50.0	50.0	1		06/01/22 23:08		N2
Aliphatic (C05-C08)	ND	ug/L	50.0	50.0	1		06/01/22 23:08		N2
Aliphatic(C09-C12) Adjusted	ND	ug/L	50.0	50.0	1		06/01/22 23:08		N2
Aromatic (C09-C10)	ND	ug/L	50.0	50.0	1		06/01/22 23:08		N2
Surrogates									
4-Bromofluorobenzene (FID) (S)	99	%	70-130		1		06/01/22 23:08	460-00-4	
4-Bromofluorobenzene (PID) (S)	84	%	70-130		1		06/01/22 23:08	460-00-4	
6020 MET ICPMS	Analytical Method: EPA 6020B Preparation Method: EPA 3005A Pace Analytical Services - Peachtree Corners, GA								
Lead	**1.6J**	ug/L	5.0	0.89	1	06/02/22 10:21	06/02/22 19:05	7439-92-1	
6200B MSV	Analytical Method: SM 6200B Pace Analytical Services - Charlotte								
Benzene	ND	ug/L	0.50	0.34	1		06/02/22 01:33	71-43-2	
Bromobenzene	ND	ug/L	0.50	0.29	1		06/02/22 01:33	108-86-1	
Bromochloromethane	ND	ug/L	0.50	0.47	1		06/02/22 01:33	74-97-5	
Bromodichloromethane	ND	ug/L	0.50	0.31	1		06/02/22 01:33	75-27-4	
Bromoform	ND	ug/L	0.50	0.34	1		06/02/22 01:33	75-25-2	
Bromomethane	ND	ug/L	5.0	1.7	1		06/02/22 01:33	74-83-9	
n-Butylbenzene	ND	ug/L	0.50	0.49	1		06/02/22 01:33	104-51-8	
sec-Butylbenzene	ND	ug/L	0.50	0.40	1		06/02/22 01:33	135-98-8	
tert-Butylbenzene	ND	ug/L	0.50	0.32	1		06/02/22 01:33	98-06-6	
Carbon tetrachloride	ND	ug/L	0.50	0.33	1		06/02/22 01:33	56-23-5	
Chlorobenzene	ND	ug/L	0.50	0.28	1		06/02/22 01:33	108-90-7	
Chloroethane	ND	ug/L	1.0	0.65	1		06/02/22 01:33	75-00-3	
Chloroform	ND	ug/L	0.50	0.43	1		06/02/22 01:33	67-66-3	
Chloromethane	ND	ug/L	1.0	0.54	1		06/02/22 01:33	74-87-3	
2-Chlorotoluene	ND	ug/L	0.50	0.32	1		06/02/22 01:33	95-49-8	
4-Chlorotoluene	ND	ug/L	0.50	0.32	1		06/02/22 01:33	106-43-4	
1,2-Dibromo-3-chloropropane	ND	ug/L	1.0	0.34	1		06/02/22 01:33	96-12-8	
Dibromochloromethane	ND	ug/L	0.50	0.36	1		06/02/22 01:33	124-48-1	
1,2-Dibromoethane (EDB)	ND	ug/L	0.50	0.27	1		06/02/22 01:33	106-93-4	
Dibromomethane	ND	ug/L	0.50	0.39	1		06/02/22 01:33	74-95-3	
1,2-Dichlorobenzene	ND	ug/L	0.50	0.34	1		06/02/22 01:33	95-50-1	
1,3-Dichlorobenzene	ND	ug/L	0.50	0.34	1		06/02/22 01:33	541-73-1	
1,4-Dichlorobenzene	ND	ug/L	0.50	0.33	1		06/02/22 01:33	106-46-7	
Dichlorodifluoromethane	ND	ug/L	0.50	0.35	1		06/02/22 01:33	75-71-8	
1,1-Dichloroethane	ND	ug/L	0.50	0.37	1		06/02/22 01:33	75-34-3	
1,2-Dichloroethane	ND	ug/L	0.50	0.32	1		06/02/22 01:33	107-06-2	
1,1-Dichloroethene	ND	ug/L	0.50	0.35	1		06/02/22 01:33	75-35-4	
cis-1,2-Dichloroethene	ND	ug/L	0.50	0.38	1		06/02/22 01:33	156-59-2	
trans-1,2-Dichloroethene	ND	ug/L	0.50	0.40	1		06/02/22 01:33	156-60-5	
1,2-Dichloropropane	ND	ug/L	0.50	0.36	1		06/02/22 01:33	78-87-5	
1,3-Dichloropropane	ND	ug/L	0.50	0.28	1		06/02/22 01:33	142-28-9	

REPORT OF LABORATORY ANALYSIS

This report shall not be reproduced, except in full,
without the written consent of Pace Analytical Services, LLC.

Pace Analytical Services, LLC
9800 Kincey Ave. Suite 100
Huntersville, NC 28078
(704)875-9092

ANALYTICAL RESULTS

Project: CPC HUNTERSVILLE (GW)
Pace Project No.: 92607179

Sample: MW-67 **Lab ID: 92607179001** Collected: 05/31/22 09:40 Received: 05/31/22 16:05 Matrix: Water

Parameters	Results	Units	Report Limit	MDL	DF	Prepared	Analyzed	CAS No.	Qual
6200B MSV	Analytical Method: SM 6200B Pace Analytical Services - Charlotte								
2,2-Dichloropropane	ND	ug/L	0.50	0.39	1		06/02/22 01:33	594-20-7	
1,1-Dichloropropene	ND	ug/L	0.50	0.43	1		06/02/22 01:33	563-58-6	
cis-1,3-Dichloropropene	ND	ug/L	0.50	0.36	1		06/02/22 01:33	10061-01-5	
trans-1,3-Dichloropropene	ND	ug/L	0.50	0.36	1		06/02/22 01:33	10061-02-6	
Diisopropyl ether	ND	ug/L	0.50	0.31	1		06/02/22 01:33	108-20-3	
Ethylbenzene	ND	ug/L	0.50	0.30	1		06/02/22 01:33	100-41-4	
Hexachloro-1,3-butadiene	ND	ug/L	2.0	1.5	1		06/02/22 01:33	87-68-3	
Isopropylbenzene (Cumene)	ND	ug/L	0.50	0.33	1		06/02/22 01:33	98-82-8	
Methylene Chloride	ND	ug/L	2.0	2.0	1		06/02/22 01:33	75-09-2	
Methyl-tert-butyl ether	ND	ug/L	0.50	0.42	1		06/02/22 01:33	1634-04-4	
Naphthalene	ND	ug/L	2.0	0.64	1		06/02/22 01:33	91-20-3	
n-Propylbenzene	ND	ug/L	0.50	0.34	1		06/02/22 01:33	103-65-1	
Styrene	ND	ug/L	0.50	0.29	1		06/02/22 01:33	100-42-5	
1,1,1,2-Tetrachloroethane	ND	ug/L	0.50	0.31	1		06/02/22 01:33	630-20-6	
1,1,2,2-Tetrachloroethane	ND	ug/L	0.50	0.22	1		06/02/22 01:33	79-34-5	
Tetrachloroethene	ND	ug/L	0.50	0.29	1		06/02/22 01:33	127-18-4	
Toluene	ND	ug/L	0.50	0.48	1		06/02/22 01:33	108-88-3	
1,2,3-Trichlorobenzene	ND	ug/L	2.0	0.81	1		06/02/22 01:33	87-61-6	
1,2,4-Trichlorobenzene	ND	ug/L	2.0	0.64	1		06/02/22 01:33	120-82-1	
1,1,1-Trichloroethane	ND	ug/L	0.50	0.33	1		06/02/22 01:33	71-55-6	
1,1,2-Trichloroethane	ND	ug/L	0.50	0.32	1		06/02/22 01:33	79-00-5	
Trichloroethene	ND	ug/L	0.50	0.38	1		06/02/22 01:33	79-01-6	
Trichlorofluoromethane	ND	ug/L	1.0	0.30	1		06/02/22 01:33	75-69-4	
1,2,3-Trichloropropane	ND	ug/L	0.50	0.26	1		06/02/22 01:33	96-18-4	
1,2,4-Trimethylbenzene	ND	ug/L	0.50	0.50	1		06/02/22 01:33	95-63-6	
1,3,5-Trimethylbenzene	ND	ug/L	0.50	0.33	1		06/02/22 01:33	108-67-8	
Vinyl chloride	ND	ug/L	1.0	0.39	1		06/02/22 01:33	75-01-4	
m&p-Xylene	ND	ug/L	1.0	0.71	1		06/02/22 01:33	179601-23-1	
o-Xylene	ND	ug/L	0.50	0.34	1		06/02/22 01:33	95-47-6	
Surrogates									
1,2-Dichloroethane-d4 (S)	90	%	70-130		1		06/02/22 01:33	17060-07-0	
4-Bromofluorobenzene (S)	98	%	70-130		1		06/02/22 01:33	460-00-4	
Toluene-d8 (S)	105	%	70-130		1		06/02/22 01:33	2037-26-5	

REPORT OF LABORATORY ANALYSIS

This report shall not be reproduced, except in full,
without the written consent of Pace Analytical Services, LLC.

Pace Analytical Services, LLC
9800 Kincey Ave. Suite 100
Huntersville, NC 28078
(704)875-9092

ANALYTICAL RESULTS

Project: CPC HUNTERSVILLE (GW)
Pace Project No.: 92607179

Sample: MW-66 **Lab ID: 92607179002** Collected: 05/31/22 11:25 Received: 05/31/22 16:05 Matrix: Water

Parameters	Results	Units	Report Limit	MDL	DF	Prepared	Analyzed	CAS No.	Qual
VPH NC Water	Analytical Method: MADEP VPH Pace Analytical Services - Charlotte								
Total VPH (C5-C12)	ND	ug/L	50.0	50.0	1		06/01/22 23:37		N2
Aliphatic (C05-C08)	ND	ug/L	50.0	50.0	1		06/01/22 23:37		N2
Aliphatic(C09-C12) Adjusted	ND	ug/L	50.0	50.0	1		06/01/22 23:37		N2
Aromatic (C09-C10)	ND	ug/L	50.0	50.0	1		06/01/22 23:37		N2
Surrogates									
4-Bromofluorobenzene (FID) (S)	99	%	70-130		1		06/01/22 23:37	460-00-4	
4-Bromofluorobenzene (PID) (S)	83	%	70-130		1		06/01/22 23:37	460-00-4	
6020 MET ICPMS	Analytical Method: EPA 6020B Preparation Method: EPA 3005A Pace Analytical Services - Peachtree Corners, GA								
Lead	**3.6J**	ug/L	5.0	0.89	1	06/02/22 10:21	06/02/22 19:11	7439-92-1	
6200B MSV	Analytical Method: SM 6200B Pace Analytical Services - Charlotte								
Benzene	ND	ug/L	0.50	0.34	1		06/02/22 01:51	71-43-2	
Bromobenzene	ND	ug/L	0.50	0.29	1		06/02/22 01:51	108-86-1	
Bromochloromethane	ND	ug/L	0.50	0.47	1		06/02/22 01:51	74-97-5	
Bromodichloromethane	**0.38J**	ug/L	0.50	0.31	1		06/02/22 01:51	75-27-4	
Bromoform	ND	ug/L	0.50	0.34	1		06/02/22 01:51	75-25-2	
Bromomethane	ND	ug/L	5.0	1.7	1		06/02/22 01:51	74-83-9	
n-Butylbenzene	ND	ug/L	0.50	0.49	1		06/02/22 01:51	104-51-8	
sec-Butylbenzene	ND	ug/L	0.50	0.40	1		06/02/22 01:51	135-98-8	
tert-Butylbenzene	ND	ug/L	0.50	0.32	1		06/02/22 01:51	98-06-6	
Carbon tetrachloride	ND	ug/L	0.50	0.33	1		06/02/22 01:51	56-23-5	
Chlorobenzene	ND	ug/L	0.50	0.28	1		06/02/22 01:51	108-90-7	
Chloroethane	ND	ug/L	1.0	0.65	1		06/02/22 01:51	75-00-3	
Chloroform	ND	ug/L	0.50	0.43	1		06/02/22 01:51	67-66-3	
Chloromethane	ND	ug/L	1.0	0.54	1		06/02/22 01:51	74-87-3	
2-Chlorotoluene	ND	ug/L	0.50	0.32	1		06/02/22 01:51	95-49-8	
4-Chlorotoluene	ND	ug/L	0.50	0.32	1		06/02/22 01:51	106-43-4	
1,2-Dibromo-3-chloropropane	ND	ug/L	1.0	0.34	1		06/02/22 01:51	96-12-8	
Dibromochloromethane	ND	ug/L	0.50	0.36	1		06/02/22 01:51	124-48-1	
1,2-Dibromoethane (EDB)	ND	ug/L	0.50	0.27	1		06/02/22 01:51	106-93-4	
Dibromomethane	ND	ug/L	0.50	0.39	1		06/02/22 01:51	74-95-3	
1,2-Dichlorobenzene	ND	ug/L	0.50	0.34	1		06/02/22 01:51	95-50-1	
1,3-Dichlorobenzene	ND	ug/L	0.50	0.34	1		06/02/22 01:51	541-73-1	
1,4-Dichlorobenzene	ND	ug/L	0.50	0.33	1		06/02/22 01:51	106-46-7	
Dichlorodifluoromethane	ND	ug/L	0.50	0.35	1		06/02/22 01:51	75-71-8	
1,1-Dichloroethane	ND	ug/L	0.50	0.37	1		06/02/22 01:51	75-34-3	
1,2-Dichloroethane	ND	ug/L	0.50	0.32	1		06/02/22 01:51	107-06-2	
1,1-Dichloroethene	ND	ug/L	0.50	0.35	1		06/02/22 01:51	75-35-4	
cis-1,2-Dichloroethene	ND	ug/L	0.50	0.38	1		06/02/22 01:51	156-59-2	
trans-1,2-Dichloroethene	ND	ug/L	0.50	0.40	1		06/02/22 01:51	156-60-5	
1,2-Dichloropropane	ND	ug/L	0.50	0.36	1		06/02/22 01:51	78-87-5	
1,3-Dichloropropane	ND	ug/L	0.50	0.28	1		06/02/22 01:51	142-28-9	

REPORT OF LABORATORY ANALYSIS

This report shall not be reproduced, except in full,
without the written consent of Pace Analytical Services, LLC.

Pace Analytical Services, LLC
9800 Kincey Ave. Suite 100
Huntersville, NC 28078
(704)875-9092

ANALYTICAL RESULTS

Project: CPC HUNTERSVILLE (GW)
Pace Project No.: 92607179

Sample: MW-66 **Lab ID: 92607179002** Collected: 05/31/22 11:25 Received: 05/31/22 16:05 Matrix: Water

Parameters	Results	Units	Report Limit	MDL	DF	Prepared	Analyzed	CAS No.	Qual
6200B MSV	Analytical Method: SM 6200B Pace Analytical Services - Charlotte								
2,2-Dichloropropane	ND	ug/L	0.50	0.39	1		06/02/22 01:51	594-20-7	
1,1-Dichloropropene	ND	ug/L	0.50	0.43	1		06/02/22 01:51	563-58-6	
cis-1,3-Dichloropropene	ND	ug/L	0.50	0.36	1		06/02/22 01:51	10061-01-5	
trans-1,3-Dichloropropene	ND	ug/L	0.50	0.36	1		06/02/22 01:51	10061-02-6	
Diisopropyl ether	ND	ug/L	0.50	0.31	1		06/02/22 01:51	108-20-3	
Ethylbenzene	ND	ug/L	0.50	0.30	1		06/02/22 01:51	100-41-4	
Hexachloro-1,3-butadiene	ND	ug/L	2.0	1.5	1		06/02/22 01:51	87-68-3	
Isopropylbenzene (Cumene)	ND	ug/L	0.50	0.33	1		06/02/22 01:51	98-82-8	
Methylene Chloride	ND	ug/L	2.0	2.0	1		06/02/22 01:51	75-09-2	
Methyl-tert-butyl ether	ND	ug/L	0.50	0.42	1		06/02/22 01:51	1634-04-4	
Naphthalene	ND	ug/L	2.0	0.64	1		06/02/22 01:51	91-20-3	
n-Propylbenzene	ND	ug/L	0.50	0.34	1		06/02/22 01:51	103-65-1	
Styrene	ND	ug/L	0.50	0.29	1		06/02/22 01:51	100-42-5	
1,1,1,2-Tetrachloroethane	ND	ug/L	0.50	0.31	1		06/02/22 01:51	630-20-6	
1,1,2,2-Tetrachloroethane	ND	ug/L	0.50	0.22	1		06/02/22 01:51	79-34-5	
Tetrachloroethene	ND	ug/L	0.50	0.29	1		06/02/22 01:51	127-18-4	
Toluene	ND	ug/L	0.50	0.48	1		06/02/22 01:51	108-88-3	
1,2,3-Trichlorobenzene	ND	ug/L	2.0	0.81	1		06/02/22 01:51	87-61-6	
1,2,4-Trichlorobenzene	ND	ug/L	2.0	0.64	1		06/02/22 01:51	120-82-1	
1,1,1-Trichloroethane	ND	ug/L	0.50	0.33	1		06/02/22 01:51	71-55-6	
1,1,2-Trichloroethane	ND	ug/L	0.50	0.32	1		06/02/22 01:51	79-00-5	
Trichloroethene	ND	ug/L	0.50	0.38	1		06/02/22 01:51	79-01-6	
Trichlorofluoromethane	ND	ug/L	1.0	0.30	1		06/02/22 01:51	75-69-4	
1,2,3-Trichloropropane	ND	ug/L	0.50	0.26	1		06/02/22 01:51	96-18-4	
1,2,4-Trimethylbenzene	ND	ug/L	0.50	0.50	1		06/02/22 01:51	95-63-6	
1,3,5-Trimethylbenzene	ND	ug/L	0.50	0.33	1		06/02/22 01:51	108-67-8	
Vinyl chloride	ND	ug/L	1.0	0.39	1		06/02/22 01:51	75-01-4	
m&p-Xylene	ND	ug/L	1.0	0.71	1		06/02/22 01:51	179601-23-1	
o-Xylene	ND	ug/L	0.50	0.34	1		06/02/22 01:51	95-47-6	
Surrogates									
1,2-Dichloroethane-d4 (S)	90	%	70-130		1		06/02/22 01:51	17060-07-0	
4-Bromofluorobenzene (S)	99	%	70-130		1		06/02/22 01:51	460-00-4	
Toluene-d8 (S)	105	%	70-130		1		06/02/22 01:51	2037-26-5	

REPORT OF LABORATORY ANALYSIS

This report shall not be reproduced, except in full,
without the written consent of Pace Analytical Services, LLC.

Pace Analytical Services, LLC
9800 Kincey Ave. Suite 100
Huntersville, NC 28078
(704)875-9092

ANALYTICAL RESULTS

Project: CPC HUNTERSVILLE (GW)
Pace Project No.: 92607179

Sample: MW-68 **Lab ID: 92607179003** Collected: 05/31/22 13:00 Received: 05/31/22 16:05 Matrix: Water

Parameters	Results	Units	Report Limit	MDL	DF	Prepared	Analyzed	CAS No.	Qual
VPH NC Water	Analytical Method: MADEP VPH Pace Analytical Services - Charlotte								
Total VPH (C5-C12)	ND	ug/L	50.0	50.0	1		06/02/22 00:06		N2
Aliphatic (C05-C08)	ND	ug/L	50.0	50.0	1		06/02/22 00:06		N2
Aliphatic(C09-C12) Adjusted	ND	ug/L	50.0	50.0	1		06/02/22 00:06		N2
Aromatic (C09-C10)	ND	ug/L	50.0	50.0	1		06/02/22 00:06		N2
Surrogates									
4-Bromofluorobenzene (FID) (S)	102	%	70-130		1		06/02/22 00:06	460-00-4	
4-Bromofluorobenzene (PID) (S)	86	%	70-130		1		06/02/22 00:06	460-00-4	
6020 MET ICPMS	Analytical Method: EPA 6020B Preparation Method: EPA 3005A Pace Analytical Services - Peachtree Corners, GA								
Lead	**14.7**	ug/L	5.0	0.89	1	06/02/22 10:21	06/02/22 19:17	7439-92-1	
6200B MSV	Analytical Method: SM 6200B Pace Analytical Services - Charlotte								
Benzene	ND	ug/L	0.50	0.34	1		06/02/22 02:09	71-43-2	
Bromobenzene	ND	ug/L	0.50	0.29	1		06/02/22 02:09	108-86-1	
Bromochloromethane	ND	ug/L	0.50	0.47	1		06/02/22 02:09	74-97-5	
Bromodichloromethane	ND	ug/L	0.50	0.31	1		06/02/22 02:09	75-27-4	
Bromoform	ND	ug/L	0.50	0.34	1		06/02/22 02:09	75-25-2	
Bromomethane	ND	ug/L	5.0	1.7	1		06/02/22 02:09	74-83-9	
n-Butylbenzene	ND	ug/L	0.50	0.49	1		06/02/22 02:09	104-51-8	
sec-Butylbenzene	ND	ug/L	0.50	0.40	1		06/02/22 02:09	135-98-8	
tert-Butylbenzene	ND	ug/L	0.50	0.32	1		06/02/22 02:09	98-06-6	
Carbon tetrachloride	ND	ug/L	0.50	0.33	1		06/02/22 02:09	56-23-5	
Chlorobenzene	ND	ug/L	0.50	0.28	1		06/02/22 02:09	108-90-7	
Chloroethane	ND	ug/L	1.0	0.65	1		06/02/22 02:09	75-00-3	
Chloroform	ND	ug/L	0.50	0.43	1		06/02/22 02:09	67-66-3	
Chloromethane	ND	ug/L	1.0	0.54	1		06/02/22 02:09	74-87-3	
2-Chlorotoluene	ND	ug/L	0.50	0.32	1		06/02/22 02:09	95-49-8	
4-Chlorotoluene	ND	ug/L	0.50	0.32	1		06/02/22 02:09	106-43-4	
1,2-Dibromo-3-chloropropane	ND	ug/L	1.0	0.34	1		06/02/22 02:09	96-12-8	
Dibromochloromethane	ND	ug/L	0.50	0.36	1		06/02/22 02:09	124-48-1	
1,2-Dibromoethane (EDB)	ND	ug/L	0.50	0.27	1		06/02/22 02:09	106-93-4	
Dibromomethane	ND	ug/L	0.50	0.39	1		06/02/22 02:09	74-95-3	
1,2-Dichlorobenzene	ND	ug/L	0.50	0.34	1		06/02/22 02:09	95-50-1	
1,3-Dichlorobenzene	ND	ug/L	0.50	0.34	1		06/02/22 02:09	541-73-1	
1,4-Dichlorobenzene	ND	ug/L	0.50	0.33	1		06/02/22 02:09	106-46-7	
Dichlorodifluoromethane	ND	ug/L	0.50	0.35	1		06/02/22 02:09	75-71-8	
1,1-Dichloroethane	ND	ug/L	0.50	0.37	1		06/02/22 02:09	75-34-3	
1,2-Dichloroethane	ND	ug/L	0.50	0.32	1		06/02/22 02:09	107-06-2	
1,1-Dichloroethene	ND	ug/L	0.50	0.35	1		06/02/22 02:09	75-35-4	
cis-1,2-Dichloroethene	ND	ug/L	0.50	0.38	1		06/02/22 02:09	156-59-2	
trans-1,2-Dichloroethene	ND	ug/L	0.50	0.40	1		06/02/22 02:09	156-60-5	
1,2-Dichloropropane	ND	ug/L	0.50	0.36	1		06/02/22 02:09	78-87-5	
1,3-Dichloropropane	ND	ug/L	0.50	0.28	1		06/02/22 02:09	142-28-9	

REPORT OF LABORATORY ANALYSIS

This report shall not be reproduced, except in full,
without the written consent of Pace Analytical Services, LLC.

Pace Analytical Services, LLC
9800 Kincey Ave. Suite 100
Huntersville, NC 28078
(704)875-9092

ANALYTICAL RESULTS

Project: CPC HUNTERSVILLE (GW)
Pace Project No.: 92607179

Sample: MW-68 **Lab ID: 92607179003** Collected: 05/31/22 13:00 Received: 05/31/22 16:05 Matrix: Water

Parameters	Results	Units	Report Limit	MDL	DF	Prepared	Analyzed	CAS No.	Qual
6200B MSV	Analytical Method: SM 6200B Pace Analytical Services - Charlotte								
2,2-Dichloropropane	ND	ug/L	0.50	0.39	1		06/02/22 02:09	594-20-7	
1,1-Dichloropropene	ND	ug/L	0.50	0.43	1		06/02/22 02:09	563-58-6	
cis-1,3-Dichloropropene	ND	ug/L	0.50	0.36	1		06/02/22 02:09	10061-01-5	
trans-1,3-Dichloropropene	ND	ug/L	0.50	0.36	1		06/02/22 02:09	10061-02-6	
Diisopropyl ether	ND	ug/L	0.50	0.31	1		06/02/22 02:09	108-20-3	
Ethylbenzene	ND	ug/L	0.50	0.30	1		06/02/22 02:09	100-41-4	
Hexachloro-1,3-butadiene	ND	ug/L	2.0	1.5	1		06/02/22 02:09	87-68-3	
Isopropylbenzene (Cumene)	ND	ug/L	0.50	0.33	1		06/02/22 02:09	98-82-8	
Methylene Chloride	ND	ug/L	2.0	2.0	1		06/02/22 02:09	75-09-2	
Methyl-tert-butyl ether	ND	ug/L	0.50	0.42	1		06/02/22 02:09	1634-04-4	
Naphthalene	ND	ug/L	2.0	0.64	1		06/02/22 02:09	91-20-3	
n-Propylbenzene	ND	ug/L	0.50	0.34	1		06/02/22 02:09	103-65-1	
Styrene	ND	ug/L	0.50	0.29	1		06/02/22 02:09	100-42-5	
1,1,1,2-Tetrachloroethane	ND	ug/L	0.50	0.31	1		06/02/22 02:09	630-20-6	
1,1,2,2-Tetrachloroethane	ND	ug/L	0.50	0.22	1		06/02/22 02:09	79-34-5	
Tetrachloroethene	ND	ug/L	0.50	0.29	1		06/02/22 02:09	127-18-4	
Toluene	ND	ug/L	0.50	0.48	1		06/02/22 02:09	108-88-3	
1,2,3-Trichlorobenzene	ND	ug/L	2.0	0.81	1		06/02/22 02:09	87-61-6	
1,2,4-Trichlorobenzene	ND	ug/L	2.0	0.64	1		06/02/22 02:09	120-82-1	
1,1,1-Trichloroethane	ND	ug/L	0.50	0.33	1		06/02/22 02:09	71-55-6	
1,1,2-Trichloroethane	ND	ug/L	0.50	0.32	1		06/02/22 02:09	79-00-5	
Trichloroethene	ND	ug/L	0.50	0.38	1		06/02/22 02:09	79-01-6	
Trichlorofluoromethane	ND	ug/L	1.0	0.30	1		06/02/22 02:09	75-69-4	
1,2,3-Trichloropropane	ND	ug/L	0.50	0.26	1		06/02/22 02:09	96-18-4	
1,2,4-Trimethylbenzene	ND	ug/L	0.50	0.50	1		06/02/22 02:09	95-63-6	
1,3,5-Trimethylbenzene	ND	ug/L	0.50	0.33	1		06/02/22 02:09	108-67-8	
Vinyl chloride	ND	ug/L	1.0	0.39	1		06/02/22 02:09	75-01-4	
m&p-Xylene	ND	ug/L	1.0	0.71	1		06/02/22 02:09	179601-23-1	
o-Xylene	ND	ug/L	0.50	0.34	1		06/02/22 02:09	95-47-6	
Surrogates									
1,2-Dichloroethane-d4 (S)	88	%	70-130		1		06/02/22 02:09	17060-07-0	
4-Bromofluorobenzene (S)	97	%	70-130		1		06/02/22 02:09	460-00-4	
Toluene-d8 (S)	106	%	70-130		1		06/02/22 02:09	2037-26-5	

REPORT OF LABORATORY ANALYSIS

This report shall not be reproduced, except in full,
without the written consent of Pace Analytical Services, LLC.

Pace Analytical Services, LLC
9800 Kincey Ave. Suite 100
Huntersville, NC 28078
(704)875-9092

ANALYTICAL RESULTS

Project: CPC HUNTERSVILLE (GW)
Pace Project No.: 92607179

Sample: MW-42 **Lab ID: 92607179004** Collected: 05/31/22 14:30 Received: 05/31/22 16:05 Matrix: Water

Parameters	Results	Units	Report Limit	MDL	DF	Prepared	Analyzed	CAS No.	Qual
VPH NC Water	Analytical Method: MADEP VPH Pace Analytical Services - Charlotte								
Total VPH (C5-C12)	ND	ug/L	50.0	50.0	1		06/02/22 00:35		N2
Aliphatic (C05-C08)	ND	ug/L	50.0	50.0	1		06/02/22 00:35		N2
Aliphatic(C09-C12) Adjusted	ND	ug/L	50.0	50.0	1		06/02/22 00:35		N2
Aromatic (C09-C10)	ND	ug/L	50.0	50.0	1		06/02/22 00:35		N2
Surrogates									
4-Bromofluorobenzene (FID) (S)	99	%	70-130		1		06/02/22 00:35	460-00-4	
4-Bromofluorobenzene (PID) (S)	83	%	70-130		1		06/02/22 00:35	460-00-4	
6020 MET ICPMS	Analytical Method: EPA 6020B Preparation Method: EPA 3005A Pace Analytical Services - Peachtree Corners, GA								
Lead	**0.94J**	ug/L	5.0	0.89	1	06/02/22 10:21	06/02/22 19:23	7439-92-1	
6200B MSV	Analytical Method: SM 6200B Pace Analytical Services - Charlotte								
Benzene	ND	ug/L	0.50	0.34	1		06/02/22 02:27	71-43-2	
Bromobenzene	ND	ug/L	0.50	0.29	1		06/02/22 02:27	108-86-1	
Bromochloromethane	ND	ug/L	0.50	0.47	1		06/02/22 02:27	74-97-5	
Bromodichloromethane	ND	ug/L	0.50	0.31	1		06/02/22 02:27	75-27-4	
Bromoform	ND	ug/L	0.50	0.34	1		06/02/22 02:27	75-25-2	
Bromomethane	ND	ug/L	5.0	1.7	1		06/02/22 02:27	74-83-9	
n-Butylbenzene	ND	ug/L	0.50	0.49	1		06/02/22 02:27	104-51-8	
sec-Butylbenzene	ND	ug/L	0.50	0.40	1		06/02/22 02:27	135-98-8	
tert-Butylbenzene	ND	ug/L	0.50	0.32	1		06/02/22 02:27	98-06-6	
Carbon tetrachloride	ND	ug/L	0.50	0.33	1		06/02/22 02:27	56-23-5	
Chlorobenzene	ND	ug/L	0.50	0.28	1		06/02/22 02:27	108-90-7	
Chloroethane	ND	ug/L	1.0	0.65	1		06/02/22 02:27	75-00-3	
Chloroform	ND	ug/L	0.50	0.43	1		06/02/22 02:27	67-66-3	
Chloromethane	ND	ug/L	1.0	0.54	1		06/02/22 02:27	74-87-3	
2-Chlorotoluene	ND	ug/L	0.50	0.32	1		06/02/22 02:27	95-49-8	
4-Chlorotoluene	ND	ug/L	0.50	0.32	1		06/02/22 02:27	106-43-4	
1,2-Dibromo-3-chloropropane	ND	ug/L	1.0	0.34	1		06/02/22 02:27	96-12-8	
Dibromochloromethane	ND	ug/L	0.50	0.36	1		06/02/22 02:27	124-48-1	
1,2-Dibromoethane (EDB)	ND	ug/L	0.50	0.27	1		06/02/22 02:27	106-93-4	
Dibromomethane	ND	ug/L	0.50	0.39	1		06/02/22 02:27	74-95-3	
1,2-Dichlorobenzene	ND	ug/L	0.50	0.34	1		06/02/22 02:27	95-50-1	
1,3-Dichlorobenzene	ND	ug/L	0.50	0.34	1		06/02/22 02:27	541-73-1	
1,4-Dichlorobenzene	ND	ug/L	0.50	0.33	1		06/02/22 02:27	106-46-7	
Dichlorodifluoromethane	ND	ug/L	0.50	0.35	1		06/02/22 02:27	75-71-8	
1,1-Dichloroethane	ND	ug/L	0.50	0.37	1		06/02/22 02:27	75-34-3	
1,2-Dichloroethane	ND	ug/L	0.50	0.32	1		06/02/22 02:27	107-06-2	
1,1-Dichloroethene	ND	ug/L	0.50	0.35	1		06/02/22 02:27	75-35-4	
cis-1,2-Dichloroethene	ND	ug/L	0.50	0.38	1		06/02/22 02:27	156-59-2	
trans-1,2-Dichloroethene	ND	ug/L	0.50	0.40	1		06/02/22 02:27	156-60-5	
1,2-Dichloropropane	ND	ug/L	0.50	0.36	1		06/02/22 02:27	78-87-5	
1,3-Dichloropropane	ND	ug/L	0.50	0.28	1		06/02/22 02:27	142-28-9	

REPORT OF LABORATORY ANALYSIS

This report shall not be reproduced, except in full,
without the written consent of Pace Analytical Services, LLC.

Pace Analytical Services, LLC
9800 Kincey Ave. Suite 100
Huntersville, NC 28078
(704)875-9092

ANALYTICAL RESULTS

Project: CPC HUNTERSVILLE (GW)
Pace Project No.: 92607179

Sample: MW-42 **Lab ID: 92607179004** Collected: 05/31/22 14:30 Received: 05/31/22 16:05 Matrix: Water

Parameters	Results	Units	Report Limit	MDL	DF	Prepared	Analyzed	CAS No.	Qual
6200B MSV	Analytical Method: SM 6200B Pace Analytical Services - Charlotte								
2,2-Dichloropropane	ND	ug/L	0.50	0.39	1		06/02/22 02:27	594-20-7	
1,1-Dichloropropene	ND	ug/L	0.50	0.43	1		06/02/22 02:27	563-58-6	
cis-1,3-Dichloropropene	ND	ug/L	0.50	0.36	1		06/02/22 02:27	10061-01-5	
trans-1,3-Dichloropropene	ND	ug/L	0.50	0.36	1		06/02/22 02:27	10061-02-6	
Diisopropyl ether	ND	ug/L	0.50	0.31	1		06/02/22 02:27	108-20-3	
Ethylbenzene	ND	ug/L	0.50	0.30	1		06/02/22 02:27	100-41-4	
Hexachloro-1,3-butadiene	ND	ug/L	2.0	1.5	1		06/02/22 02:27	87-68-3	
Isopropylbenzene (Cumene)	ND	ug/L	0.50	0.33	1		06/02/22 02:27	98-82-8	
Methylene Chloride	ND	ug/L	2.0	2.0	1		06/02/22 02:27	75-09-2	
Methyl-tert-butyl ether	ND	ug/L	0.50	0.42	1		06/02/22 02:27	1634-04-4	
Naphthalene	ND	ug/L	2.0	0.64	1		06/02/22 02:27	91-20-3	
n-Propylbenzene	ND	ug/L	0.50	0.34	1		06/02/22 02:27	103-65-1	
Styrene	ND	ug/L	0.50	0.29	1		06/02/22 02:27	100-42-5	
1,1,1,2-Tetrachloroethane	ND	ug/L	0.50	0.31	1		06/02/22 02:27	630-20-6	
1,1,2,2-Tetrachloroethane	ND	ug/L	0.50	0.22	1		06/02/22 02:27	79-34-5	
Tetrachloroethene	ND	ug/L	0.50	0.29	1		06/02/22 02:27	127-18-4	
Toluene	ND	ug/L	0.50	0.48	1		06/02/22 02:27	108-88-3	
1,2,3-Trichlorobenzene	ND	ug/L	2.0	0.81	1		06/02/22 02:27	87-61-6	
1,2,4-Trichlorobenzene	ND	ug/L	2.0	0.64	1		06/02/22 02:27	120-82-1	
1,1,1-Trichloroethane	ND	ug/L	0.50	0.33	1		06/02/22 02:27	71-55-6	
1,1,2-Trichloroethane	ND	ug/L	0.50	0.32	1		06/02/22 02:27	79-00-5	
Trichloroethene	ND	ug/L	0.50	0.38	1		06/02/22 02:27	79-01-6	
Trichlorofluoromethane	ND	ug/L	1.0	0.30	1		06/02/22 02:27	75-69-4	
1,2,3-Trichloropropane	ND	ug/L	0.50	0.26	1		06/02/22 02:27	96-18-4	
1,2,4-Trimethylbenzene	ND	ug/L	0.50	0.50	1		06/02/22 02:27	95-63-6	
1,3,5-Trimethylbenzene	ND	ug/L	0.50	0.33	1		06/02/22 02:27	108-67-8	
Vinyl chloride	ND	ug/L	1.0	0.39	1		06/02/22 02:27	75-01-4	
m&p-Xylene	ND	ug/L	1.0	0.71	1		06/02/22 02:27	179601-23-1	
o-Xylene	ND	ug/L	0.50	0.34	1		06/02/22 02:27	95-47-6	
Surrogates									
1,2-Dichloroethane-d4 (S)	90	%	70-130		1		06/02/22 02:27	17060-07-0	
4-Bromofluorobenzene (S)	100	%	70-130		1		06/02/22 02:27	460-00-4	
Toluene-d8 (S)	105	%	70-130		1		06/02/22 02:27	2037-26-5	

REPORT OF LABORATORY ANALYSIS

This report shall not be reproduced, except in full,
without the written consent of Pace Analytical Services, LLC.

Pace Analytical Services, LLC
9800 Kincey Ave. Suite 100
Huntersville, NC 28078
(704)875-9092

ANALYTICAL RESULTS

Project: CPC HUNTERSVILLE (GW)
Pace Project No.: 92607179

Sample: EB-1-20220531 **Lab ID: 92607179005** Collected: 05/31/22 15:00 Received: 05/31/22 16:05 Matrix: Water

Parameters	Results	Units	Report Limit	MDL	DF	Prepared	Analyzed	CAS No.	Qual
VPH NC Water	Analytical Method: MADEP VPH Pace Analytical Services - Charlotte								
Total VPH (C5-C12)	ND	ug/L	50.0	50.0	1		06/02/22 01:03		N2
Aliphatic (C05-C08)	ND	ug/L	50.0	50.0	1		06/02/22 01:03		N2
Aliphatic(C09-C12) Adjusted	ND	ug/L	50.0	50.0	1		06/02/22 01:03		N2
Aromatic (C09-C10)	ND	ug/L	50.0	50.0	1		06/02/22 01:03		N2
Surrogates									
4-Bromofluorobenzene (FID) (S)	100	%	70-130		1		06/02/22 01:03	460-00-4	
4-Bromofluorobenzene (PID) (S)	84	%	70-130		1		06/02/22 01:03	460-00-4	
6020 MET ICPMS	Analytical Method: EPA 6020B Preparation Method: EPA 3005A Pace Analytical Services - Peachtree Corners, GA								
Lead	ND	ug/L	5.0	0.89	1	06/02/22 10:21	06/02/22 19:41	7439-92-1	
6200B MSV	Analytical Method: SM 6200B Pace Analytical Services - Charlotte								
Benzene	ND	ug/L	0.50	0.34	1		06/02/22 00:04	71-43-2	
Bromobenzene	ND	ug/L	0.50	0.29	1		06/02/22 00:04	108-86-1	
Bromochloromethane	ND	ug/L	0.50	0.47	1		06/02/22 00:04	74-97-5	
Bromodichloromethane	ND	ug/L	0.50	0.31	1		06/02/22 00:04	75-27-4	
Bromoform	ND	ug/L	0.50	0.34	1		06/02/22 00:04	75-25-2	
Bromomethane	ND	ug/L	5.0	1.7	1		06/02/22 00:04	74-83-9	
n-Butylbenzene	ND	ug/L	0.50	0.49	1		06/02/22 00:04	104-51-8	
sec-Butylbenzene	ND	ug/L	0.50	0.40	1		06/02/22 00:04	135-98-8	
tert-Butylbenzene	ND	ug/L	0.50	0.32	1		06/02/22 00:04	98-06-6	
Carbon tetrachloride	ND	ug/L	0.50	0.33	1		06/02/22 00:04	56-23-5	
Chlorobenzene	ND	ug/L	0.50	0.28	1		06/02/22 00:04	108-90-7	
Chloroethane	ND	ug/L	1.0	0.65	1		06/02/22 00:04	75-00-3	
Chloroform	ND	ug/L	0.50	0.43	1		06/02/22 00:04	67-66-3	
Chloromethane	ND	ug/L	1.0	0.54	1		06/02/22 00:04	74-87-3	
2-Chlorotoluene	ND	ug/L	0.50	0.32	1		06/02/22 00:04	95-49-8	
4-Chlorotoluene	ND	ug/L	0.50	0.32	1		06/02/22 00:04	106-43-4	
1,2-Dibromo-3-chloropropane	ND	ug/L	1.0	0.34	1		06/02/22 00:04	96-12-8	
Dibromochloromethane	ND	ug/L	0.50	0.36	1		06/02/22 00:04	124-48-1	
1,2-Dibromoethane (EDB)	ND	ug/L	0.50	0.27	1		06/02/22 00:04	106-93-4	
Dibromomethane	ND	ug/L	0.50	0.39	1		06/02/22 00:04	74-95-3	
1,2-Dichlorobenzene	ND	ug/L	0.50	0.34	1		06/02/22 00:04	95-50-1	
1,3-Dichlorobenzene	ND	ug/L	0.50	0.34	1		06/02/22 00:04	541-73-1	
1,4-Dichlorobenzene	ND	ug/L	0.50	0.33	1		06/02/22 00:04	106-46-7	
Dichlorodifluoromethane	ND	ug/L	0.50	0.35	1		06/02/22 00:04	75-71-8	
1,1-Dichloroethane	ND	ug/L	0.50	0.37	1		06/02/22 00:04	75-34-3	
1,2-Dichloroethane	ND	ug/L	0.50	0.32	1		06/02/22 00:04	107-06-2	
1,1-Dichloroethene	ND	ug/L	0.50	0.35	1		06/02/22 00:04	75-35-4	
cis-1,2-Dichloroethene	ND	ug/L	0.50	0.38	1		06/02/22 00:04	156-59-2	
trans-1,2-Dichloroethene	ND	ug/L	0.50	0.40	1		06/02/22 00:04	156-60-5	
1,2-Dichloropropane	ND	ug/L	0.50	0.36	1		06/02/22 00:04	78-87-5	
1,3-Dichloropropane	ND	ug/L	0.50	0.28	1		06/02/22 00:04	142-28-9	

REPORT OF LABORATORY ANALYSIS

This report shall not be reproduced, except in full,
without the written consent of Pace Analytical Services, LLC.

Pace Analytical Services, LLC
9800 Kincey Ave. Suite 100
Huntersville, NC 28078
(704)875-9092

ANALYTICAL RESULTS

Project: CPC HUNTERSVILLE (GW)
Pace Project No.: 92607179

Sample: EB-1-20220531 **Lab ID: 92607179005** Collected: 05/31/22 15:00 Received: 05/31/22 16:05 Matrix: Water

Parameters	Results	Units	Report Limit	MDL	DF	Prepared	Analyzed	CAS No.	Qual
6200B MSV	Analytical Method: SM 6200B Pace Analytical Services - Charlotte								
2,2-Dichloropropane	ND	ug/L	0.50	0.39	1		06/02/22 00:04	594-20-7	
1,1-Dichloropropene	ND	ug/L	0.50	0.43	1		06/02/22 00:04	563-58-6	
cis-1,3-Dichloropropene	ND	ug/L	0.50	0.36	1		06/02/22 00:04	10061-01-5	
trans-1,3-Dichloropropene	ND	ug/L	0.50	0.36	1		06/02/22 00:04	10061-02-6	
Diisopropyl ether	ND	ug/L	0.50	0.31	1		06/02/22 00:04	108-20-3	
Ethylbenzene	ND	ug/L	0.50	0.30	1		06/02/22 00:04	100-41-4	
Hexachloro-1,3-butadiene	ND	ug/L	2.0	1.5	1		06/02/22 00:04	87-68-3	
Isopropylbenzene (Cumene)	ND	ug/L	0.50	0.33	1		06/02/22 00:04	98-82-8	
Methylene Chloride	ND	ug/L	2.0	2.0	1		06/02/22 00:04	75-09-2	
Methyl-tert-butyl ether	ND	ug/L	0.50	0.42	1		06/02/22 00:04	1634-04-4	
Naphthalene	ND	ug/L	2.0	0.64	1		06/02/22 00:04	91-20-3	
n-Propylbenzene	ND	ug/L	0.50	0.34	1		06/02/22 00:04	103-65-1	
Styrene	ND	ug/L	0.50	0.29	1		06/02/22 00:04	100-42-5	
1,1,1,2-Tetrachloroethane	ND	ug/L	0.50	0.31	1		06/02/22 00:04	630-20-6	
1,1,2,2-Tetrachloroethane	ND	ug/L	0.50	0.22	1		06/02/22 00:04	79-34-5	
Tetrachloroethene	ND	ug/L	0.50	0.29	1		06/02/22 00:04	127-18-4	
Toluene	ND	ug/L	0.50	0.48	1		06/02/22 00:04	108-88-3	
1,2,3-Trichlorobenzene	ND	ug/L	2.0	0.81	1		06/02/22 00:04	87-61-6	
1,2,4-Trichlorobenzene	ND	ug/L	2.0	0.64	1		06/02/22 00:04	120-82-1	
1,1,1-Trichloroethane	ND	ug/L	0.50	0.33	1		06/02/22 00:04	71-55-6	
1,1,2-Trichloroethane	ND	ug/L	0.50	0.32	1		06/02/22 00:04	79-00-5	
Trichloroethene	ND	ug/L	0.50	0.38	1		06/02/22 00:04	79-01-6	
Trichlorofluoromethane	ND	ug/L	1.0	0.30	1		06/02/22 00:04	75-69-4	
1,2,3-Trichloropropane	ND	ug/L	0.50	0.26	1		06/02/22 00:04	96-18-4	
1,2,4-Trimethylbenzene	ND	ug/L	0.50	0.50	1		06/02/22 00:04	95-63-6	
1,3,5-Trimethylbenzene	ND	ug/L	0.50	0.33	1		06/02/22 00:04	108-67-8	
Vinyl chloride	ND	ug/L	1.0	0.39	1		06/02/22 00:04	75-01-4	
m&p-Xylene	ND	ug/L	1.0	0.71	1		06/02/22 00:04	179601-23-1	
o-Xylene	ND	ug/L	0.50	0.34	1		06/02/22 00:04	95-47-6	
Surrogates									
1,2-Dichloroethane-d4 (S)	89	%	70-130		1		06/02/22 00:04	17060-07-0	
4-Bromofluorobenzene (S)	99	%	70-130		1		06/02/22 00:04	460-00-4	
Toluene-d8 (S)	106	%	70-130		1		06/02/22 00:04	2037-26-5	

REPORT OF LABORATORY ANALYSIS

This report shall not be reproduced, except in full,
without the written consent of Pace Analytical Services, LLC.

Pace Analytical Services, LLC
9800 Kincey Ave. Suite 100
Huntersville, NC 28078
(704)875-9092

ANALYTICAL RESULTS

Project: CPC HUNTERSVILLE (GW)
Pace Project No.: 92607179

Sample: TRIP BLANK **Lab ID: 92607179006** Collected: 05/31/22 00:00 Received: 05/31/22 16:05 Matrix: Water

Parameters	Results	Units	Report Limit	MDL	DF	Prepared	Analyzed	CAS No.	Qual
6200B MSV	Analytical Method: SM 6200B Pace Analytical Services - Charlotte								
Benzene	ND	ug/L	0.50	0.34	1		06/02/22 00:21	71-43-2	
Bromobenzene	ND	ug/L	0.50	0.29	1		06/02/22 00:21	108-86-1	
Bromochloromethane	ND	ug/L	0.50	0.47	1		06/02/22 00:21	74-97-5	
Bromodichloromethane	ND	ug/L	0.50	0.31	1		06/02/22 00:21	75-27-4	
Bromoform	ND	ug/L	0.50	0.34	1		06/02/22 00:21	75-25-2	
Bromomethane	ND	ug/L	5.0	1.7	1		06/02/22 00:21	74-83-9	
n-Butylbenzene	ND	ug/L	0.50	0.49	1		06/02/22 00:21	104-51-8	
sec-Butylbenzene	ND	ug/L	0.50	0.40	1		06/02/22 00:21	135-98-8	
tert-Butylbenzene	ND	ug/L	0.50	0.32	1		06/02/22 00:21	98-06-6	
Carbon tetrachloride	ND	ug/L	0.50	0.33	1		06/02/22 00:21	56-23-5	
Chlorobenzene	ND	ug/L	0.50	0.28	1		06/02/22 00:21	108-90-7	
Chloroethane	ND	ug/L	1.0	0.65	1		06/02/22 00:21	75-00-3	
Chloroform	ND	ug/L	0.50	0.43	1		06/02/22 00:21	67-66-3	
Chloromethane	ND	ug/L	1.0	0.54	1		06/02/22 00:21	74-87-3	
2-Chlorotoluene	ND	ug/L	0.50	0.32	1		06/02/22 00:21	95-49-8	
4-Chlorotoluene	ND	ug/L	0.50	0.32	1		06/02/22 00:21	106-43-4	
1,2-Dibromo-3-chloropropane	ND	ug/L	1.0	0.34	1		06/02/22 00:21	96-12-8	
Dibromochloromethane	ND	ug/L	0.50	0.36	1		06/02/22 00:21	124-48-1	
1,2-Dibromoethane (EDB)	ND	ug/L	0.50	0.27	1		06/02/22 00:21	106-93-4	
Dibromomethane	ND	ug/L	0.50	0.39	1		06/02/22 00:21	74-95-3	
1,2-Dichlorobenzene	ND	ug/L	0.50	0.34	1		06/02/22 00:21	95-50-1	
1,3-Dichlorobenzene	ND	ug/L	0.50	0.34	1		06/02/22 00:21	541-73-1	
1,4-Dichlorobenzene	ND	ug/L	0.50	0.33	1		06/02/22 00:21	106-46-7	
Dichlorodifluoromethane	ND	ug/L	0.50	0.35	1		06/02/22 00:21	75-71-8	
1,1-Dichloroethane	ND	ug/L	0.50	0.37	1		06/02/22 00:21	75-34-3	
1,2-Dichloroethane	ND	ug/L	0.50	0.32	1		06/02/22 00:21	107-06-2	
1,1-Dichloroethene	ND	ug/L	0.50	0.35	1		06/02/22 00:21	75-35-4	
cis-1,2-Dichloroethene	ND	ug/L	0.50	0.38	1		06/02/22 00:21	156-59-2	
trans-1,2-Dichloroethene	ND	ug/L	0.50	0.40	1		06/02/22 00:21	156-60-5	
1,2-Dichloropropane	ND	ug/L	0.50	0.36	1		06/02/22 00:21	78-87-5	
1,3-Dichloropropane	ND	ug/L	0.50	0.28	1		06/02/22 00:21	142-28-9	
2,2-Dichloropropane	ND	ug/L	0.50	0.39	1		06/02/22 00:21	594-20-7	
1,1-Dichloropropene	ND	ug/L	0.50	0.43	1		06/02/22 00:21	563-58-6	
cis-1,3-Dichloropropene	ND	ug/L	0.50	0.36	1		06/02/22 00:21	10061-01-5	
trans-1,3-Dichloropropene	ND	ug/L	0.50	0.36	1		06/02/22 00:21	10061-02-6	
Diisopropyl ether	ND	ug/L	0.50	0.31	1		06/02/22 00:21	108-20-3	
Ethylbenzene	ND	ug/L	0.50	0.30	1		06/02/22 00:21	100-41-4	
Hexachloro-1,3-butadiene	ND	ug/L	2.0	1.5	1		06/02/22 00:21	87-68-3	
Isopropylbenzene (Cumene)	ND	ug/L	0.50	0.33	1		06/02/22 00:21	98-82-8	
Methylene Chloride	ND	ug/L	2.0	2.0	1		06/02/22 00:21	75-09-2	
Methyl-tert-butyl ether	ND	ug/L	0.50	0.42	1		06/02/22 00:21	1634-04-4	
Naphthalene	ND	ug/L	2.0	0.64	1		06/02/22 00:21	91-20-3	
n-Propylbenzene	ND	ug/L	0.50	0.34	1		06/02/22 00:21	103-65-1	
Styrene	ND	ug/L	0.50	0.29	1		06/02/22 00:21	100-42-5	
1,1,1,2-Tetrachloroethane	ND	ug/L	0.50	0.31	1		06/02/22 00:21	630-20-6	

REPORT OF LABORATORY ANALYSIS

This report shall not be reproduced, except in full,
without the written consent of Pace Analytical Services, LLC.

Pace Analytical Services, LLC
9800 Kincey Ave. Suite 100
Huntersville, NC 28078
(704)875-9092

ANALYTICAL RESULTS

Project: CPC HUNTERSVILLE (GW)
Pace Project No.: 92607179

Sample: TRIP BLANK **Lab ID: 92607179006** Collected: 05/31/22 00:00 Received: 05/31/22 16:05 Matrix: Water

Parameters	Results	Units	Report Limit	MDL	DF	Prepared	Analyzed	CAS No.	Qual
6200B MSV	Analytical Method: SM 6200B Pace Analytical Services - Charlotte								
1,1,2,2-Tetrachloroethane	ND	ug/L	0.50	0.22	1		06/02/22 00:21	79-34-5	
Tetrachloroethene	ND	ug/L	0.50	0.29	1		06/02/22 00:21	127-18-4	
Toluene	ND	ug/L	0.50	0.48	1		06/02/22 00:21	108-88-3	
1,2,3-Trichlorobenzene	ND	ug/L	2.0	0.81	1		06/02/22 00:21	87-61-6	
1,2,4-Trichlorobenzene	ND	ug/L	2.0	0.64	1		06/02/22 00:21	120-82-1	
1,1,1-Trichloroethane	ND	ug/L	0.50	0.33	1		06/02/22 00:21	71-55-6	
1,1,2-Trichloroethane	ND	ug/L	0.50	0.32	1		06/02/22 00:21	79-00-5	
Trichloroethene	ND	ug/L	0.50	0.38	1		06/02/22 00:21	79-01-6	
Trichlorofluoromethane	ND	ug/L	1.0	0.30	1		06/02/22 00:21	75-69-4	
1,2,3-Trichloropropane	ND	ug/L	0.50	0.26	1		06/02/22 00:21	96-18-4	
1,2,4-Trimethylbenzene	ND	ug/L	0.50	0.50	1		06/02/22 00:21	95-63-6	
1,3,5-Trimethylbenzene	ND	ug/L	0.50	0.33	1		06/02/22 00:21	108-67-8	
Vinyl chloride	ND	ug/L	1.0	0.39	1		06/02/22 00:21	75-01-4	
m&p-Xylene	ND	ug/L	1.0	0.71	1		06/02/22 00:21	179601-23-1	
o-Xylene	ND	ug/L	0.50	0.34	1		06/02/22 00:21	95-47-6	
Surrogates									
1,2-Dichloroethane-d4 (S)	91	%	70-130		1		06/02/22 00:21	17060-07-0	
4-Bromofluorobenzene (S)	99	%	70-130		1		06/02/22 00:21	460-00-4	
Toluene-d8 (S)	106	%	70-130		1		06/02/22 00:21	2037-26-5	

REPORT OF LABORATORY ANALYSIS

This report shall not be reproduced, except in full,
without the written consent of Pace Analytical Services, LLC.

Pace Analytical Services, LLC
9800 Kincey Ave. Suite 100
Huntersville, NC 28078
(704)875-9092

QUALITY CONTROL DATA

Project: CPC HUNTERSVILLE (GW)
Pace Project No.: 92607179

QC Batch: 701723 | Analysis Method: MADEP VPH
QC Batch Method: MADEP VPH | Analysis Description: VPH NC Water
Laboratory: Pace Analytical Services - Charlotte
Associated Lab Samples: 92607179001, 92607179002, 92607179003, 92607179004, 92607179005

METHOD BLANK: 3662764 Matrix: Water
Associated Lab Samples: 92607179001, 92607179002, 92607179003, 92607179004, 92607179005

Parameter	Units	Blank Result	Reporting Limit	MDL	Analyzed	Qualifiers
Aliphatic (C05-C08)	ug/L	ND	50.0	50.0	06/01/22 22:10	N2
Aromatic (C09-C10)	ug/L	ND	50.0	50.0	06/01/22 22:10	N2
4-Bromofluorobenzene (FID) (S)	%	94	70-130		06/01/22 22:10	
4-Bromofluorobenzene (PID) (S)	%	80	70-130		06/01/22 22:10	

LABORATORY CONTROL SAMPLE & LCSD: 3662765 3662766

Parameter	Units	Spike Conc.	LCS Result	LCSD Result	LCS % Rec	LCSD % Rec	% Rec Limits	RPD	Max RPD	Qualifiers
Aliphatic (C05-C08)	ug/L	300	299	302	100	101	70-130	1	25	N2
Aromatic (C09-C10)	ug/L	100	94.7	94.4	95	94	70-130	0	25	N2
4-Bromofluorobenzene (FID) (S)	%				101	100	70-130			
4-Bromofluorobenzene (PID) (S)	%				86	85	70-130			

Results presented on this page are in the units indicated by the "Units" column except where an alternate unit is presented to the right of the result.

REPORT OF LABORATORY ANALYSIS

This report shall not be reproduced, except in full,
without the written consent of Pace Analytical Services, LLC.

Pace Analytical Services, LLC
9800 Kincey Ave. Suite 100
Huntersville, NC 28078
(704)875-9092

QUALITY CONTROL DATA

Project: CPC HUNTERSVILLE (GW)
Pace Project No.: 92607179

QC Batch: 701857 | Analysis Method: EPA 6020B
QC Batch Method: EPA 3005A | Analysis Description: 6020 MET
Laboratory: Pace Analytical Services - Peachtree Corners, GA
Associated Lab Samples: 92607179001, 92607179002, 92607179003, 92607179004, 92607179005

METHOD BLANK: 3663068 Matrix: Water
Associated Lab Samples: 92607179001, 92607179002, 92607179003, 92607179004, 92607179005

Parameter	Units	Blank Result	Reporting Limit	MDL	Analyzed	Qualifiers
Lead	ug/L	ND	5.0	0.89	06/02/22 18:29	

LABORATORY CONTROL SAMPLE: 3663069

Parameter	Units	Spike Conc.	LCS Result	LCS % Rec	% Rec Limits	Qualifiers
Lead	ug/L	100	102	102	80-120	

MATRIX SPIKE & MATRIX SPIKE DUPLICATE: 3663070 3663071

Parameter	Units	92607178001 Result	MS Spike Conc.	MSD Spike Conc.	MS Result	MSD Result	MS % Rec	MSD % Rec	% Rec Limits	RPD	Max RPD	Qual
Lead	ug/L	ND	100	100	100	104	100	103	75-125	4	20	

Results presented on this page are in the units indicated by the "Units" column except where an alternate unit is presented to the right of the result.

REPORT OF LABORATORY ANALYSIS

This report shall not be reproduced, except in full,
without the written consent of Pace Analytical Services, LLC.

Pace Analytical Services, LLC
9800 Kincey Ave. Suite 100
Huntersville, NC 28078
(704)875-9092

QUALITY CONTROL DATA

Project: CPC HUNTERSVILLE (GW)
Pace Project No.: 92607179

QC Batch: 701645
QC Batch Method: SM 6200B
Analysis Method: SM 6200B
Analysis Description: 6200B MSV
Laboratory: Pace Analytical Services - Charlotte
Associated Lab Samples: 92607179001, 92607179002, 92607179003, 92607179004, 92607179005, 92607179006

METHOD BLANK: 3662190 Matrix: Water
Associated Lab Samples: 92607179001, 92607179002, 92607179003, 92607179004, 92607179005, 92607179006

Parameter	Units	Blank Result	Reporting Limit	MDL	Analyzed	Qualifiers
1,1,1,2-Tetrachloroethane	ug/L	ND	0.50	0.31	06/01/22 23:46	
1,1,1-Trichloroethane	ug/L	ND	0.50	0.33	06/01/22 23:46	
1,1,2,2-Tetrachloroethane	ug/L	ND	0.50	0.22	06/01/22 23:46	
1,1,2-Trichloroethane	ug/L	ND	0.50	0.32	06/01/22 23:46	
1,1-Dichloroethane	ug/L	ND	0.50	0.37	06/01/22 23:46	
1,1-Dichloroethene	ug/L	ND	0.50	0.35	06/01/22 23:46	
1,1-Dichloropropene	ug/L	ND	0.50	0.43	06/01/22 23:46	
1,2,3-Trichlorobenzene	ug/L	ND	2.0	0.81	06/01/22 23:46	
1,2,3-Trichloropropane	ug/L	ND	0.50	0.26	06/01/22 23:46	
1,2,4-Trichlorobenzene	ug/L	ND	2.0	0.64	06/01/22 23:46	
1,2,4-Trimethylbenzene	ug/L	ND	0.50	0.50	06/01/22 23:46	
1,2-Dibromo-3-chloropropane	ug/L	ND	1.0	0.34	06/01/22 23:46	
1,2-Dibromoethane (EDB)	ug/L	ND	0.50	0.27	06/01/22 23:46	
1,2-Dichlorobenzene	ug/L	ND	0.50	0.34	06/01/22 23:46	
1,2-Dichloroethane	ug/L	ND	0.50	0.32	06/01/22 23:46	
1,2-Dichloropropane	ug/L	ND	0.50	0.36	06/01/22 23:46	
1,3,5-Trimethylbenzene	ug/L	ND	0.50	0.33	06/01/22 23:46	
1,3-Dichlorobenzene	ug/L	ND	0.50	0.34	06/01/22 23:46	
1,3-Dichloropropane	ug/L	ND	0.50	0.28	06/01/22 23:46	
1,4-Dichlorobenzene	ug/L	ND	0.50	0.33	06/01/22 23:46	
2,2-Dichloropropane	ug/L	ND	0.50	0.39	06/01/22 23:46	
2-Chlorotoluene	ug/L	ND	0.50	0.32	06/01/22 23:46	
4-Chlorotoluene	ug/L	ND	0.50	0.32	06/01/22 23:46	
Benzene	ug/L	ND	0.50	0.34	06/01/22 23:46	
Bromobenzene	ug/L	ND	0.50	0.29	06/01/22 23:46	
Bromochloromethane	ug/L	ND	0.50	0.47	06/01/22 23:46	
Bromodichloromethane	ug/L	ND	0.50	0.31	06/01/22 23:46	
Bromoform	ug/L	ND	0.50	0.34	06/01/22 23:46	
Bromomethane	ug/L	ND	5.0	1.7	06/01/22 23:46	
Carbon tetrachloride	ug/L	ND	0.50	0.33	06/01/22 23:46	
Chlorobenzene	ug/L	ND	0.50	0.28	06/01/22 23:46	
Chloroethane	ug/L	ND	1.0	0.65	06/01/22 23:46	
Chloroform	ug/L	ND	0.50	0.43	06/01/22 23:46	
Chloromethane	ug/L	ND	1.0	0.54	06/01/22 23:46	
cis-1,2-Dichloroethene	ug/L	ND	0.50	0.38	06/01/22 23:46	
cis-1,3-Dichloropropene	ug/L	ND	0.50	0.36	06/01/22 23:46	
Dibromochloromethane	ug/L	ND	0.50	0.36	06/01/22 23:46	
Dibromomethane	ug/L	ND	0.50	0.39	06/01/22 23:46	
Dichlorodifluoromethane	ug/L	ND	0.50	0.35	06/01/22 23:46	
Diisopropyl ether	ug/L	ND	0.50	0.31	06/01/22 23:46	

Results presented on this page are in the units indicated by the "Units" column except where an alternate unit is presented to the right of the result.

REPORT OF LABORATORY ANALYSIS

This report shall not be reproduced, except in full,
without the written consent of Pace Analytical Services, LLC.

Pace Analytical Services, LLC
9800 Kincey Ave. Suite 100
Huntersville, NC 28078
(704)875-9092

QUALITY CONTROL DATA

Project: CPC HUNTERSVILLE (GW)
Pace Project No.: 92607179

METHOD BLANK: 3662190 Matrix: Water
Associated Lab Samples: 92607179001, 92607179002, 92607179003, 92607179004, 92607179005, 92607179006

Parameter	Units	Blank Result	Reporting Limit	MDL	Analyzed	Qualifiers
Ethylbenzene	ug/L	ND	0.50	0.30	06/01/22 23:46	
Hexachloro-1,3-butadiene	ug/L	ND	2.0	1.5	06/01/22 23:46	
Isopropylbenzene (Cumene)	ug/L	ND	0.50	0.33	06/01/22 23:46	
m&p-Xylene	ug/L	ND	1.0	0.71	06/01/22 23:46	
Methyl-tert-butyl ether	ug/L	ND	0.50	0.42	06/01/22 23:46	
Methylene Chloride	ug/L	ND	2.0	2.0	06/01/22 23:46	
n-Butylbenzene	ug/L	ND	0.50	0.49	06/01/22 23:46	
n-Propylbenzene	ug/L	ND	0.50	0.34	06/01/22 23:46	
Naphthalene	ug/L	ND	2.0	0.64	06/01/22 23:46	
o-Xylene	ug/L	ND	0.50	0.34	06/01/22 23:46	
sec-Butylbenzene	ug/L	ND	0.50	0.40	06/01/22 23:46	
Styrene	ug/L	ND	0.50	0.29	06/01/22 23:46	
tert-Butylbenzene	ug/L	ND	0.50	0.32	06/01/22 23:46	
Tetrachloroethene	ug/L	ND	0.50	0.29	06/01/22 23:46	
Toluene	ug/L	ND	0.50	0.48	06/01/22 23:46	
trans-1,2-Dichloroethene	ug/L	ND	0.50	0.40	06/01/22 23:46	
trans-1,3-Dichloropropene	ug/L	ND	0.50	0.36	06/01/22 23:46	
Trichloroethene	ug/L	ND	0.50	0.38	06/01/22 23:46	
Trichlorofluoromethane	ug/L	ND	1.0	0.30	06/01/22 23:46	
Vinyl chloride	ug/L	ND	1.0	0.39	06/01/22 23:46	
1,2-Dichloroethane-d4 (S)	%	89	70-130		06/01/22 23:46	
4-Bromofluorobenzene (S)	%	98	70-130		06/01/22 23:46	
Toluene-d8 (S)	%	106	70-130		06/01/22 23:46	

LABORATORY CONTROL SAMPLE: 3662191

Parameter	Units	Spike Conc.	LCS Result	LCS % Rec	% Rec Limits	Qualifiers
1,1,1,2-Tetrachloroethane	ug/L	50	51.5	103	60-140	
1,1,1-Trichloroethane	ug/L	50	53.8	108	60-140	
1,1,2,2-Tetrachloroethane	ug/L	50	46.8	94	60-140	
1,1,2-Trichloroethane	ug/L	50	50.5	101	60-140	
1,1-Dichloroethane	ug/L	50	49.4	99	60-140	
1,1-Dichloroethene	ug/L	50	55.1	110	60-140	
1,1-Dichloropropene	ug/L	50	52.2	104	60-140	
1,2,3-Trichlorobenzene	ug/L	50	49.7	99	60-140	
1,2,3-Trichloropropane	ug/L	50	45.2	90	60-140	
1,2,4-Trichlorobenzene	ug/L	50	49.1	98	60-140	
1,2,4-Trimethylbenzene	ug/L	50	48.7	97	60-140	
1,2-Dibromo-3-chloropropane	ug/L	50	46.1	92	60-140	
1,2-Dibromoethane (EDB)	ug/L	50	50.9	102	60-140	
1,2-Dichlorobenzene	ug/L	50	47.8	96	60-140	
1,2-Dichloroethane	ug/L	50	50.4	101	60-140	
1,2-Dichloropropane	ug/L	50	53.4	107	60-140	
1,3,5-Trimethylbenzene	ug/L	50	50.1	100	60-140	

Results presented on this page are in the units indicated by the "Units" column except where an alternate unit is presented to the right of the result.

REPORT OF LABORATORY ANALYSIS

This report shall not be reproduced, except in full,
without the written consent of Pace Analytical Services, LLC.

Pace Analytical Services, LLC
9800 Kincey Ave. Suite 100
Huntersville, NC 28078
(704)875-9092

QUALITY CONTROL DATA

Project: CPC HUNTERSVILLE (GW)
Pace Project No.: 92607179

LABORATORY CONTROL SAMPLE: 3662191

Parameter	Units	Spike Conc.	LCS Result	LCS % Rec	% Rec Limits	Qualifiers
1,3-Dichlorobenzene	ug/L	50	48.6	97	60-140	
1,3-Dichloropropane	ug/L	50	51.6	103	60-140	
1,4-Dichlorobenzene	ug/L	50	47.5	95	60-140	
2,2-Dichloropropane	ug/L	50	50.6	101	60-140	
2-Chlorotoluene	ug/L	50	46.7	93	60-140	
4-Chlorotoluene	ug/L	50	46.5	93	60-140	
Benzene	ug/L	50	50.1	100	60-140	
Bromobenzene	ug/L	50	47.4	95	60-140	
Bromochloromethane	ug/L	50	47.0	94	60-140	
Bromodichloromethane	ug/L	50	47.5	95	60-140	
Bromoform	ug/L	50	49.3	99	60-140	
Bromomethane	ug/L	50	61.5	123	60-140	
Carbon tetrachloride	ug/L	50	56.1	112	60-140	
Chlorobenzene	ug/L	50	49.6	99	60-140	
Chloroethane	ug/L	50	69.7	139	60-140	
Chloroform	ug/L	50	48.5	97	60-140	
Chloromethane	ug/L	50	56.2	112	60-140	
cis-1,2-Dichloroethene	ug/L	50	50.3	101	60-140	
cis-1,3-Dichloropropene	ug/L	50	53.0	106	60-140	
Dibromochloromethane	ug/L	50	49.9	100	60-140	
Dibromomethane	ug/L	50	48.8	98	60-140	
Dichlorodifluoromethane	ug/L	50	66.4	133	60-140	
Diisopropyl ether	ug/L	50	53.9	108	60-140	
Ethylbenzene	ug/L	50	48.9	98	60-140	
Hexachloro-1,3-butadiene	ug/L	50	53.5	107	60-140	
Isopropylbenzene (Cumene)	ug/L	50	49.7	99	60-140	
m&p-Xylene	ug/L	100	97.2	97	60-140	
Methyl-tert-butyl ether	ug/L	50	50.9	102	60-140	
Methylene Chloride	ug/L	50	47.3	95	60-140	
n-Butylbenzene	ug/L	50	51.7	103	60-140	
n-Propylbenzene	ug/L	50	48.2	96	60-140	
Naphthalene	ug/L	50	49.7	99	60-140	
o-Xylene	ug/L	50	48.6	97	60-140	
sec-Butylbenzene	ug/L	50	50.4	101	60-140	
Styrene	ug/L	50	48.8	98	60-140	
tert-Butylbenzene	ug/L	50	41.5	83	60-140	
Tetrachloroethene	ug/L	50	52.7	105	60-140	
Toluene	ug/L	50	46.9	94	60-140	
trans-1,2-Dichloroethene	ug/L	50	53.5	107	60-140	
trans-1,3-Dichloropropene	ug/L	50	51.1	102	60-140	
Trichloroethene	ug/L	50	57.6	115	60-140	
Trichlorofluoromethane	ug/L	50	63.0	126	60-140	
Vinyl chloride	ug/L	50	62.9	126	60-140	
1,2-Dichloroethane-d4 (S)	%			95	70-130	
4-Bromofluorobenzene (S)	%			97	70-130	
Toluene-d8 (S)	%			96	70-130	

Results presented on this page are in the units indicated by the "Units" column except where an alternate unit is presented to the right of the result.

REPORT OF LABORATORY ANALYSIS

This report shall not be reproduced, except in full,
without the written consent of Pace Analytical Services, LLC.

Pace Analytical Services, LLC
9800 Kincey Ave. Suite 100
Huntersville, NC 28078
(704)875-9092

QUALITY CONTROL DATA

Project: CPC HUNTERSVILLE (GW)
Pace Project No.: 92607179

MATRIX SPIKE & MATRIX SPIKE DUPLICATE: 3662192 3662193

Parameter	Units	92607178001 Result	MS Spike Conc.	MSD Spike Conc.	MS Result	MSD Result	MS % Rec	MSD % Rec	% Rec Limits	RPD	Max RPD	Qual
1,1,1,2-Tetrachloroethane	ug/L	ND	20	20	21.4	20.9	107	105	60-140	2	30	
1,1,1-Trichloroethane	ug/L	ND	20	20	23.3	23.8	117	119	60-140	2	30	
1,1,2,2-Tetrachloroethane	ug/L	ND	20	20	20.8	20.1	104	101	60-140	3	30	
1,1,2-Trichloroethane	ug/L	ND	20	20	21.7	21.1	108	106	60-140	3	30	
1,1-Dichloroethane	ug/L	ND	20	20	22.1	21.8	110	109	60-140	1	30	
1,1-Dichloroethene	ug/L	ND	20	20	24.5	24.9	122	125	60-140	2	30	
1,1-Dichloropropene	ug/L	ND	20	20	22.3	22.3	112	111	60-140	0	30	
1,2,3-Trichlorobenzene	ug/L	ND	20	20	23.3	22.4	116	112	60-140	4	30	
1,2,3-Trichloropropane	ug/L	ND	20	20	20.9	20.3	105	102	60-140	3	30	
1,2,4-Trichlorobenzene	ug/L	ND	20	20	22.4	21.7	112	108	60-140	4	30	
1,2,4-Trimethylbenzene	ug/L	ND	20	20	21.1	21.3	106	107	60-140	1	30	
1,2-Dibromo-3-chloropropane	ug/L	ND	20	20	18.2	18.3	91	92	60-140	1	30	
1,2-Dibromoethane (EDB)	ug/L	ND	20	20	22.0	21.0	110	105	60-140	5	30	
1,2-Dichlorobenzene	ug/L	ND	20	20	20.4	20.7	102	104	60-140	2	30	
1,2-Dichloroethane	ug/L	ND	20	20	21.8	21.6	109	108	60-140	1	30	
1,2-Dichloropropane	ug/L	ND	20	20	23.4	22.9	117	114	60-140	2	30	
1,3,5-Trimethylbenzene	ug/L	ND	20	20	22.0	22.5	110	112	60-140	2	30	
1,3-Dichlorobenzene	ug/L	ND	20	20	20.9	21.0	105	105	60-140	0	30	
1,3-Dichloropropane	ug/L	ND	20	20	21.8	21.5	109	107	60-140	2	30	
1,4-Dichlorobenzene	ug/L	ND	20	20	20.4	20.9	102	104	60-140	2	30	
2,2-Dichloropropane	ug/L	ND	20	20	23.1	23.1	116	116	60-140	0	30	
2-Chlorotoluene	ug/L	ND	20	20	20.5	20.6	102	103	60-140	1	30	
4-Chlorotoluene	ug/L	ND	20	20	20.8	20.6	104	103	60-140	1	30	
Benzene	ug/L	ND	20	20	22.0	21.5	110	108	60-140	2	30	
Bromobenzene	ug/L	ND	20	20	20.1	20.3	101	102	60-140	1	30	
Bromochloromethane	ug/L	ND	20	20	20.4	20.5	102	103	60-140	1	30	
Bromodichloromethane	ug/L	ND	20	20	20.3	19.5	102	98	60-140	4	30	
Bromoform	ug/L	ND	20	20	19.9	19.0	99	95	60-140	5	30	
Bromomethane	ug/L	ND	20	20	29.3	30.2	147	151	60-140	3	30	M1
Carbon tetrachloride	ug/L	ND	20	20	24.5	24.2	123	121	60-140	1	30	
Chlorobenzene	ug/L	ND	20	20	21.9	21.5	109	108	60-140	2	30	
Chloroethane	ug/L	ND	20	20	29.9	29.8	149	149	60-140	0	30	M1
Chloroform	ug/L	ND	20	20	19.0	18.7	95	94	60-140	2	30	
Chloromethane	ug/L	ND	20	20	24.7	24.9	124	125	60-140	1	30	
cis-1,2-Dichloroethene	ug/L	ND	20	20	22.1	22.5	111	113	60-140	2	30	
cis-1,3-Dichloropropene	ug/L	ND	20	20	21.8	21.6	109	108	60-140	1	30	
Dibromochloromethane	ug/L	ND	20	20	20.6	19.8	103	99	60-140	4	30	
Dibromomethane	ug/L	ND	20	20	21.5	21.3	108	107	60-140	1	30	
Dichlorodifluoromethane	ug/L	ND	20	20	25.8	25.9	129	129	60-140	0	30	
Diisopropyl ether	ug/L	ND	20	20	21.4	21.2	107	106	60-140	1	30	
Ethylbenzene	ug/L	ND	20	20	22.1	21.9	111	109	60-140	1	30	
Hexachloro-1,3-butadiene	ug/L	ND	20	20	26.9	27.2	134	136	60-140	1	30	
Isopropylbenzene (Cumene)	ug/L	ND	20	20	22.5	22.0	113	110	60-140	2	30	
m&p-Xylene	ug/L	ND	40	40	45.1	43.6	113	109	60-140	3	30	

Results presented on this page are in the units indicated by the "Units" column except where an alternate unit is presented to the right of the result.

REPORT OF LABORATORY ANALYSIS

This report shall not be reproduced, except in full,
without the written consent of Pace Analytical Services, LLC.

Pace Analytical Services, LLC
9800 Kincey Ave. Suite 100
Huntersville, NC 28078
(704)875-9092

QUALITY CONTROL DATA

Project: CPC HUNTERSVILLE (GW)
Pace Project No.: 92607179

MATRIX SPIKE & MATRIX SPIKE DUPLICATE: 3662192 3662193

Parameter	Units	92607178001 Result	MS Spike Conc.	MSD Spike Conc.	MS Result	MSD Result	MS % Rec	MSD % Rec	% Rec Limits	RPD	Max RPD	Qual
Methyl-tert-butyl ether	ug/L	ND	20	20	19.9	19.6	100	98	60-140	1	30	
Methylene Chloride	ug/L	ND	20	20	17.8	17.8	89	89	60-140	0	30	
n-Butylbenzene	ug/L	ND	20	20	24.4	24.4	122	122	60-140	0	30	
n-Propylbenzene	ug/L	ND	20	20	21.5	21.9	108	109	60-140	2	30	
Naphthalene	ug/L	ND	20	20	21.1	21.1	106	106	60-140	0	30	
o-Xylene	ug/L	ND	20	20	22.3	21.4	112	107	60-140	4	30	
sec-Butylbenzene	ug/L	ND	20	20	23.2	23.6	116	118	60-140	2	30	
Styrene	ug/L	ND	20	20	21.9	21.2	109	106	60-140	3	30	
tert-Butylbenzene	ug/L	ND	20	20	18.4	18.6	92	93	60-140	1	30	
Tetrachloroethene	ug/L	ND	20	20	23.0	22.5	115	112	60-140	2	30	
Toluene	ug/L	ND	20	20	21.2	21.1	106	106	60-140	0	30	
trans-1,2-Dichloroethene	ug/L	ND	20	20	23.6	23.9	118	119	60-140	1	30	
trans-1,3-Dichloropropene	ug/L	ND	20	20	21.6	20.6	108	103	60-140	5	30	
Trichloroethene	ug/L	ND	20	20	24.7	24.7	123	123	60-140	0	30	
Trichlorofluoromethane	ug/L	ND	20	20	27.9	28.8	140	144	60-140	3	30	M1
Vinyl chloride	ug/L	ND	20	20	27.7	27.6	138	138	60-140	0	30	
1,2-Dichloroethane-d4 (S)	%						97	102	70-130			
4-Bromofluorobenzene (S)	%						100	98	70-130			
Toluene-d8 (S)	%						98	97	70-130			

Results presented on this page are in the units indicated by the "Units" column except where an alternate unit is presented to the right of the result.

REPORT OF LABORATORY ANALYSIS

This report shall not be reproduced, except in full,
without the written consent of Pace Analytical Services, LLC.

Pace Analytical Services, LLC
9800 Kincey Ave. Suite 100
Huntersville, NC 28078
(704)875-9092

QUALIFIERS

Project: CPC HUNTERSVILLE (GW)
Pace Project No.: 92607179

DEFINITIONS

DF - Dilution Factor, if reported, represents the factor applied to the reported data due to dilution of the sample aliquot.

ND - Not Detected at or above adjusted reporting limit.

TNTC - Too Numerous To Count

J - Estimated concentration above the adjusted method detection limit and below the adjusted reporting limit.

MDL - Adjusted Method Detection Limit.

PQL - Practical Quantitation Limit.

RL - Reporting Limit - The lowest concentration value that meets project requirements for quantitative data with known precision and bias for a specific analyte in a specific matrix.

S - Surrogate

1,2-Diphenylhydrazine decomposes to and cannot be separated from Azobenzene using Method 8270. The result for each analyte is a combined concentration.

Consistent with EPA guidelines, unrounded data are displayed and have been used to calculate % recovery and RPD values.

LCS(D) - Laboratory Control Sample (Duplicate)

MS(D) - Matrix Spike (Duplicate)

DUP - Sample Duplicate

RPD - Relative Percent Difference

NC - Not Calculable.

SG - Silica Gel - Clean-Up

U - Indicates the compound was analyzed for, but not detected.

Acid preservation may not be appropriate for 2 Chloroethylvinyl ether.

A separate vial preserved to a pH of 4-5 is recommended in SW846 Chapter 4 for the analysis of Acrolein and Acrylonitrile by EPA Method 8260.

N-Nitrosodiphenylamine decomposes and cannot be separated from Diphenylamine using Method 8270. The result reported for each analyte is a combined concentration.

Reported results are not rounded until the final step prior to reporting. Therefore, calculated parameters that are typically reported as "Total" may vary slightly from the sum of the reported component parameters.

Pace Analytical is TNI accredited. Contact your Pace PM for the current list of accredited analytes.

TNI - The NELAC Institute.

ANALYTE QUALIFIERS

M1	Matrix spike recovery exceeded QC limits. Batch accepted based on laboratory control sample (LCS) recovery.
N2	The lab does not hold NELAC/TNI accreditation for this parameter but other accreditations/certifications may apply. A complete list of accreditations/certifications is available upon request.

This report shall not be reproduced, except in full,
without the written consent of Pace Analytical Services, LLC.

Pace Analytical Services, LLC
9800 Kincey Ave. Suite 100
Huntersville, NC 28078
(704)875-9092

QUALITY CONTROL DATA CROSS REFERENCE TABLE

Project: CPC HUNTERSVILLE (GW)
Pace Project No.: 92607179

Lab ID	Sample ID	QC Batch Method	QC Batch	Analytical Method	Analytical Batch
92607179001	**MW-67**	MADEP VPH	701723		
92607179002	**MW-66**	MADEP VPH	701723		
92607179003	**MW-68**	MADEP VPH	701723		
92607179004	**MW-42**	MADEP VPH	701723		
92607179005	**EB-1-20220531**	MADEP VPH	701723		
92607179001	**MW-67**	EPA 3005A	701857	EPA 6020B	701930
92607179002	**MW-66**	EPA 3005A	701857	EPA 6020B	701930
92607179003	**MW-68**	EPA 3005A	701857	EPA 6020B	701930
92607179004	**MW-42**	EPA 3005A	701857	EPA 6020B	701930
92607179005	**EB-1-20220531**	EPA 3005A	701857	EPA 6020B	701930
92607179001	**MW-67**	SM 6200B	701645		
92607179002	**MW-66**	SM 6200B	701645		
92607179003	**MW-68**	SM 6200B	701645		
92607179004	**MW-42**	SM 6200B	701645		
92607179005	**EB-1-20220531**	SM 6200B	701645		
92607179006	**TRIP BLANK**	SM 6200B	701645		

This report shall not be reproduced, except in full,
without the written consent of Pace Analytical Services, LLC.

Laboratory receiving samples:

Asheville ☐ Eden ☐ Greenwood ☐ Huntersville ☒ Raleigh ☐ Mechanicsville ☐ Atlanta ☐ Kernersville ☐

Sample Condition Upon Receipt

Client Name: AECOM

Project # WO# : 92607179

92607179

Courier: ☐ Commercial ☐ Fed Ex ☐ Pace ☐ UPS ☐ USPS ☐ Other: ☑ Client

Custody Seal Present? ☐ Yes ☒ No Seals Intact? ☐ Yes ☒ No

Date/Initials Person Examining Contents: KM 6/1/22

Packing Material: ☑ Bubble Wrap ☒ Bubble Bags ☐ None ☐ Other

Biological Tissue Frozen? ☐ Yes ☐ No ☒ N/A

Thermometer: ☐ IR Gun ID: 92TOen

Type of Ice: ☑ Wet ☐ Blue ☐ None

Cooler Temp: 5.8 Correction Factor: Add/Subtract (°C) 0

Temp should be above freezing to 6°C

☐ Samples out of temp criteria. Samples on ice, cooling process has begun

Cooler Temp Corrected (°C): 5.8

USDA Regulated Soil (☒ N/A, water sample)

Did samples originate in a quarantine zone within the United States: CA, NY, or SC (check maps)? ☐ Yes ☐ No

Did samples originate from a foreign source (internationally, including Hawaii and Puerto Rico)? ☐ Yes ☐ No

				Comments/Discrepancy:
Chain of Custody Present?	☑ Yes	☐ No	☐ N/A	1.
Samples Arrived within Hold Time?	☑ Yes	☐ No	☐ N/A	2.
Short Hold Time Analysis (<72 hr.)?	☐ Yes	☑ No	☐ N/A	3.
Rush Turn Around Time Requested?	☐ Yes	☑ No	☐ N/A	4.
Sufficient Volume?	☑ Yes	☐ No	☐ N/A	5.
Correct Containers Used?	☑ Yes	☐ No	☐ N/A	6.
-Pace Containers Used?	☑ Yes	☐ No	☐ N/A	
Containers Intact?	☑ Yes	☐ No	☐ N/A	7.
Dissolved analysis: Samples Field Filtered?	☐ Yes	☐ No	☑ N/A	8.
Sample Labels Match COC? -Includes Date/Time/ID/Analysis Matrix: WT	☑ Yes	☐ No	☐ N/A	9.
Headspace in VOA Vials (>5-6mm)?	☐ Yes	☑ No	☐ N/A	10.
Trip Blank Present?	☑ Yes	☐ No	☐ N/A	11.
Trip Blank Custody Seals Present?	☑ Yes	☐ No	☐ N/A	

COMMENTS/SAMPLE DISCREPANCY

Field Data Required? ☐ Yes ☐ No

Lot ID of split containers:

CLIENT NOTIFICATION/RESOLUTION

Person contacted: Date/Time:

Project Manager SCURF Review: JS Date: 06/01/22

Project Manager SRF Review: JS Date: 06/01/22

*Check mark top half of box if pH and/or dechlorination is verified and within the acceptance range for preservation samples.
Exceptions: VOA, Coliform, TOC, Oil and Grease, DRO/8015 (water) DOC, LLHg

**Bottom half of box is to list number of bottles
***Check all unpreserved Nitrates for chlorine

Project # WO# : 92607179
PM: BV Due Date: 06/03/22
CLIENT: 92-AECOM CHA

Item#	BP4U-125 mL Plastic Unpreserved (N/A) (Cl-)	BP3U-250 mL Plastic Unpreserved (N/A)	BP2U-500 mL Plastic Unpreserved (N/A)	BP1U-1 liter Plastic Unpreserved (N/A)	BP4S-125 mL Plastic H2SO4 (pH < 2) (Cl-)	BP3N-250 mL plastic HNO3 (pH < 2)	BP4Z-125 mL Plastic ZN Acetate & NaOH (>9)	BP4B-125 mL Plastic NaOH (pH > 12) (Cl-)	WGFU-Wide-mouthed Glass jar Unpreserved	AG1U-1 liter Amber Unpreserved (N/A) (Cl-)	AG1H-1 liter Amber HCl (pH < 2)	AG3U-250 mL Amber Unpreserved (N/A) (Cl-)	AG1S-1 liter Amber H2SO4 (pH < 2)	AG3S-250 mL Amber H2SO4 (pH < 2)	DG94-250 mL Amber NH4Cl (N/A)(Cl-)	DG9H-40 mL VOA HCl (N/A)	VG9T-40 mL VOA Na2S2O3 (N/A)	VG9U-40 mL VOA Unpreserved (N/A)	DG9V-40 mL VOA H3PO4 (N/A)	DG9S-40 mL VOA H2SO4 (N/A)	V/GK (3 vials per kit)-VPH/Gas kit (N/A)	SP5T-125 mL Sterile Plastic (N/A – lab)	SP2T-250 mL Sterile Plastic (N/A – lab)		BP3R-250 mL Plastic (NH2)2SO4 (9.3-9.7)	AG0U-100 mL Amber Unpreserved (N/A) (Cl-)	VSGU-20 mL Scintillation vials (N/A)	DG9U-40 mL Amber Unpreserved vials (N/A)
1						1										7													
2																													
3																													
4																													
5																													
6																2													
7																													
8																													
9																													
10																													
11																													
12																													

pH Adjustment Log for Preserved Samples

Sample ID	Type of Preservative	pH upon receipt	Date preservation adjusted	Time preservation adjusted	Amount of Preservative added	Lot #

Note: Whenever there is a discrepancy affecting North Carolina compliance samples, a copy of this form will be sent to the North Carolina DENR Certification Office (i.e. Out of hold, incorrect preservative, out of temp, incorrect containers.

CHAIN-OF-CUSTODY / Analytical Request Document

The Chain-of-Custody is a LEGAL DOCUMENT. All relevant fields must be completed accurately.

Submitting a sample via this chain of custody constitutes acknowledgment and acceptance of the Pace Terms and Conditions found at https://info.pacelabs.com/hubfs/pas-standard-terms.pdf.

WO# : 92607179

PM: BV Due Date: 06/03/22

CLIENT: 92-AECOM CHA

Section A Required Client Information:		Section B Required Project Information:		Section C Invoice Information:	
Company:	AECOM	Report To:	Andrew Wreschnig	Attention:	
Address:	6000 Fairview Road	Copy To:		Company Name:	
Suite 200, Charlotte, NC 28210				Address:	
Email:	andrew.wreschnig@aecom.com	Purchase Order #:		Pace Quote:	AECOM # 60674226
Phone:	(704)522-0330 Fax	Project Name:	CPC Huntersville (GW)	Pace Project Manager:	bonnie.vang@pacelabs.com,
Requested Due Date:		Project #:		Pace Profile #:	12518-3

MATRIX CODE: Drinking Water DW; Water WT; Waste Water WW; Product P; Soil/Solid SL; Oil OL; Wipe WP; Air AR; Other OT; Tissue TS

ITEM #	SAMPLE ID (One Character per box. (A-Z, 0-9 / , -) Sample Ids must be unique)	MATRIX CODE (see valid codes to left)	SAMPLE TYPE (G=GRAB C=COMP)	COLLECTED START DATE	COLLECTED START TIME	COLLECTED END DATE	COLLECTED END TIME	SAMPLE TEMP AT COLLECTION	# OF CONTAINERS	Preservatives: Unpreserved	H2SO4	HNO3	HCl	NaOH	Na2S2O3	Methanol	Other	Requested Analysis Filtered (Y/N) Y/N	Analyses Test: 6200B	VPH	Total Lead	Trip BLANK	DI Water	Residual Chlorine (Y/N)	92607179
1	MW-67	WT	G	5/31/22	0940				8			X	X						X	X	X				OC1
2	MW-66				1125				8			X	X						X	X	X				OC2
3	MW-68				1300				8			X	X						X	X	X				OC3
4	MW-42				1430				8			X	X						X	X	X				OC4
5	EB-1-20220531				1500				8			X	X						X	X	X				OC5
6	Trip Blank	-	-	-	-				2													X			OC6
7																									
8																									
9																									
10																									
11																									
12																									

ADDITIONAL COMMENTS	RELINQUISHED BY / AFFILIATION	DATE	TIME	ACCEPTED BY / AFFILIATION	DATE	TIME	SAMPLE CONDITIONS: TEMP in C	Received on Ice (Y/N)	Custody Sealed Cooler (Y/N)	Samples Intact (Y/N)
Blue	SAM MOREL / AECOM	5/31/22	1605	CS Pace	5/31/22	1605	5.5	Y	N	Y

SAMPLER NAME AND SIGNATURE

PRINT Name of SAMPLER: Erik Bingel

SIGNATURE of SAMPLER: [signature] DATE Signed: 5/31/22

Pace Analytical Services, LLC
9800 Kincey Ave. Suite 100
Huntersville, NC 28078
(704)875-9092

June 03, 2022

Andrew Wreschnig
AECOM
6000 Fairview Road
Suite 200
Charlotte, NC 28210

RE: Project: CPC HUNTERSVILLE (GW)
Pace Project No.: 92607180

Dear Andrew Wreschnig:

Enclosed are the analytical results for sample(s) received by the laboratory on May 31, 2022. The results relate only to the samples included in this report. Results reported herein conform to the applicable TNI/NELAC Standards and the laboratory's Quality Manual, where applicable, unless otherwise noted in the body of the report.

The test results provided in this final report were generated by each of the following laboratories within the Pace Network:

- Pace Analytical Services - Charlotte
- Pace Analytical Services - Peachtree Corners, GA

If you have any questions concerning this report, please feel free to contact me.

Sincerely,

Bonnie Vang
bonnie.vang@pacelabs.com
(704)875-9092
Project Manager

Enclosures

cc: Teresa Amentt Jennings, AECOM
Jeff Morrison, Colonial Pipeline Company

This report shall not be reproduced, except in full,
without the written consent of Pace Analytical Services, LLC.

Pace Analytical Services, LLC
9800 Kincey Ave. Suite 100
Huntersville, NC 28078
(704)875-9092

CERTIFICATIONS

Project: CPC HUNTERSVILLE (GW)
Pace Project No.: 92607180

Pace Analytical Services Charlotte

South Carolina Laboratory ID: 99006
9800 Kincey Ave. Ste 100, Huntersville, NC 28078
North Carolina Drinking Water Certification #: 37706
North Carolina Field Services Certification #: 5342
North Carolina Wastewater Certification #: 12
South Carolina Laboratory ID: 99006
South Carolina Certification #: 99006001
South Carolina Drinking Water Cert. #: 99006003
Florida/NELAP Certification #: E87627
Kentucky UST Certification #: 84
Louisiana DoH Drinking Water #: LA029
Virginia/VELAP Certification #: 460221

Pace Analytical Services Peachtree Corners

110 Technology Pkwy, Peachtree Corners, GA 30092
Florida DOH Certification #: E87315
Georgia DW Inorganics Certification #: 812
North Carolina Certification #: 381
South Carolina Certification #: 98011001

This report shall not be reproduced, except in full,
without the written consent of Pace Analytical Services, LLC.

Pace Analytical Services, LLC
9800 Kincey Ave. Suite 100
Huntersville, NC 28078
(704)875-9092

SAMPLE SUMMARY

Project: CPC HUNTERSVILLE (GW)
Pace Project No.: 92607180

Lab ID	Sample ID	Matrix	Date Collected	Date Received
92607180001	**MW-64**	Water	05/31/22 09:50	05/31/22 16:05
92607180002	**MW-65**	Water	05/31/22 09:45	05/31/22 16:05
92607180003	**MW-74**	Water	05/31/22 13:15	05/31/22 16:05
92607180004	**MW-70**	Water	05/31/22 11:25	05/31/22 16:05
92607180005	**FB-1-20220531**	Water	05/31/22 13:35	05/31/22 16:05
92607180006	**TRIP BLANK**	Water	05/31/22 00:00	05/31/22 16:05

This report shall not be reproduced, except in full,
without the written consent of Pace Analytical Services, LLC.

Pace Analytical Services, LLC
9800 Kincey Ave. Suite 100
Huntersville, NC 28078
(704)875-9092

SAMPLE ANALYTE COUNT

Project: CPC HUNTERSVILLE (GW)
Pace Project No.: 92607180

Lab ID	Sample ID	Method	Analysts	Analytes Reported	Laboratory
92607180001	**MW-64**	MADEP VPH	MAD	6	PASI-C
		EPA 6020B	CW1	1	PASI-GA
		SM 6200B	SAS	63	PASI-C
92607180002	**MW-65**	MADEP VPH	MAD	6	PASI-C
		EPA 6020B	CW1	1	PASI-GA
		SM 6200B	SAS	63	PASI-C
92607180003	**MW-74**	MADEP VPH	MAD	6	PASI-C
		EPA 6020B	CW1	1	PASI-GA
		SM 6200B	SAS	63	PASI-C
92607180004	**MW-70**	MADEP VPH	MAD	6	PASI-C
		EPA 6020B	CW1	1	PASI-GA
		SM 6200B	SAS	63	PASI-C
92607180005	**FB-1-20220531**	MADEP VPH	MAD	6	PASI-C
		SM 6200B	SAS	63	PASI-C
92607180006	**TRIP BLANK**	SM 6200B	SAS	63	PASI-C

PASI-C = Pace Analytical Services - Charlotte
PASI-GA = Pace Analytical Services - Peachtree Corners, GA

This report shall not be reproduced, except in full,
without the written consent of Pace Analytical Services, LLC.

Pace Analytical Services, LLC
9800 Kincey Ave. Suite 100
Huntersville, NC 28078
(704)875-9092

ANALYTICAL RESULTS

Project: CPC HUNTERSVILLE (GW)
Pace Project No.: 92607180

Sample: MW-64 **Lab ID: 92607180001** Collected: 05/31/22 09:50 Received: 05/31/22 16:05 Matrix: Water

Parameters	Results	Units	Report Limit	MDL	DF	Prepared	Analyzed	CAS No.	Qual
VPH NC Water	Analytical Method: MADEP VPH Pace Analytical Services - Charlotte								
Total VPH (C5-C12)	ND	ug/L	50.0	50.0	1		06/02/22 01:32		N2
Aliphatic (C05-C08)	ND	ug/L	50.0	50.0	1		06/02/22 01:32		N2
Aliphatic(C09-C12) Adjusted	ND	ug/L	50.0	50.0	1		06/02/22 01:32		N2
Aromatic (C09-C10)	ND	ug/L	50.0	50.0	1		06/02/22 01:32		N2
Surrogates									
4-Bromofluorobenzene (FID) (S)	100	%	70-130		1		06/02/22 01:32	460-00-4	
4-Bromofluorobenzene (PID) (S)	84	%	70-130		1		06/02/22 01:32	460-00-4	
6020 MET ICPMS	Analytical Method: EPA 6020B Preparation Method: EPA 3005A Pace Analytical Services - Peachtree Corners, GA								
Lead	**3.5J**	ug/L	5.0	0.89	1	06/02/22 10:21	06/02/22 19:47	7439-92-1	
6200B MSV	Analytical Method: SM 6200B Pace Analytical Services - Charlotte								
Benzene	ND	ug/L	0.50	0.34	1		06/02/22 02:45	71-43-2	
Bromobenzene	ND	ug/L	0.50	0.29	1		06/02/22 02:45	108-86-1	
Bromochloromethane	ND	ug/L	0.50	0.47	1		06/02/22 02:45	74-97-5	
Bromodichloromethane	ND	ug/L	0.50	0.31	1		06/02/22 02:45	75-27-4	
Bromoform	ND	ug/L	0.50	0.34	1		06/02/22 02:45	75-25-2	
Bromomethane	ND	ug/L	5.0	1.7	1		06/02/22 02:45	74-83-9	
n-Butylbenzene	ND	ug/L	0.50	0.49	1		06/02/22 02:45	104-51-8	
sec-Butylbenzene	ND	ug/L	0.50	0.40	1		06/02/22 02:45	135-98-8	
tert-Butylbenzene	ND	ug/L	0.50	0.32	1		06/02/22 02:45	98-06-6	
Carbon tetrachloride	ND	ug/L	0.50	0.33	1		06/02/22 02:45	56-23-5	
Chlorobenzene	ND	ug/L	0.50	0.28	1		06/02/22 02:45	108-90-7	
Chloroethane	ND	ug/L	1.0	0.65	1		06/02/22 02:45	75-00-3	
Chloroform	ND	ug/L	0.50	0.43	1		06/02/22 02:45	67-66-3	
Chloromethane	ND	ug/L	1.0	0.54	1		06/02/22 02:45	74-87-3	
2-Chlorotoluene	ND	ug/L	0.50	0.32	1		06/02/22 02:45	95-49-8	
4-Chlorotoluene	ND	ug/L	0.50	0.32	1		06/02/22 02:45	106-43-4	
1,2-Dibromo-3-chloropropane	ND	ug/L	1.0	0.34	1		06/02/22 02:45	96-12-8	
Dibromochloromethane	ND	ug/L	0.50	0.36	1		06/02/22 02:45	124-48-1	
1,2-Dibromoethane (EDB)	ND	ug/L	0.50	0.27	1		06/02/22 02:45	106-93-4	
Dibromomethane	ND	ug/L	0.50	0.39	1		06/02/22 02:45	74-95-3	
1,2-Dichlorobenzene	ND	ug/L	0.50	0.34	1		06/02/22 02:45	95-50-1	
1,3-Dichlorobenzene	ND	ug/L	0.50	0.34	1		06/02/22 02:45	541-73-1	
1,4-Dichlorobenzene	ND	ug/L	0.50	0.33	1		06/02/22 02:45	106-46-7	
Dichlorodifluoromethane	ND	ug/L	0.50	0.35	1		06/02/22 02:45	75-71-8	
1,1-Dichloroethane	ND	ug/L	0.50	0.37	1		06/02/22 02:45	75-34-3	
1,2-Dichloroethane	ND	ug/L	0.50	0.32	1		06/02/22 02:45	107-06-2	
1,1-Dichloroethene	ND	ug/L	0.50	0.35	1		06/02/22 02:45	75-35-4	
cis-1,2-Dichloroethene	ND	ug/L	0.50	0.38	1		06/02/22 02:45	156-59-2	
trans-1,2-Dichloroethene	ND	ug/L	0.50	0.40	1		06/02/22 02:45	156-60-5	
1,2-Dichloropropane	ND	ug/L	0.50	0.36	1		06/02/22 02:45	78-87-5	
1,3-Dichloropropane	ND	ug/L	0.50	0.28	1		06/02/22 02:45	142-28-9	

REPORT OF LABORATORY ANALYSIS

This report shall not be reproduced, except in full,
without the written consent of Pace Analytical Services, LLC.

Pace Analytical Services, LLC
9800 Kincey Ave. Suite 100
Huntersville, NC 28078
(704)875-9092

ANALYTICAL RESULTS

Project: CPC HUNTERSVILLE (GW)
Pace Project No.: 92607180

Sample: MW-64 **Lab ID: 92607180001** Collected: 05/31/22 09:50 Received: 05/31/22 16:05 Matrix: Water

Parameters	Results	Units	Report Limit	MDL	DF	Prepared	Analyzed	CAS No.	Qual
6200B MSV	Analytical Method: SM 6200B Pace Analytical Services - Charlotte								
2,2-Dichloropropane	ND	ug/L	0.50	0.39	1		06/02/22 02:45	594-20-7	
1,1-Dichloropropene	ND	ug/L	0.50	0.43	1		06/02/22 02:45	563-58-6	
cis-1,3-Dichloropropene	ND	ug/L	0.50	0.36	1		06/02/22 02:45	10061-01-5	
trans-1,3-Dichloropropene	ND	ug/L	0.50	0.36	1		06/02/22 02:45	10061-02-6	
Diisopropyl ether	ND	ug/L	0.50	0.31	1		06/02/22 02:45	108-20-3	
Ethylbenzene	ND	ug/L	0.50	0.30	1		06/02/22 02:45	100-41-4	
Hexachloro-1,3-butadiene	ND	ug/L	2.0	1.5	1		06/02/22 02:45	87-68-3	
Isopropylbenzene (Cumene)	ND	ug/L	0.50	0.33	1		06/02/22 02:45	98-82-8	
Methylene Chloride	ND	ug/L	2.0	2.0	1		06/02/22 02:45	75-09-2	
Methyl-tert-butyl ether	ND	ug/L	0.50	0.42	1		06/02/22 02:45	1634-04-4	
Naphthalene	ND	ug/L	2.0	0.64	1		06/02/22 02:45	91-20-3	
n-Propylbenzene	ND	ug/L	0.50	0.34	1		06/02/22 02:45	103-65-1	
Styrene	ND	ug/L	0.50	0.29	1		06/02/22 02:45	100-42-5	
1,1,1,2-Tetrachloroethane	ND	ug/L	0.50	0.31	1		06/02/22 02:45	630-20-6	
1,1,2,2-Tetrachloroethane	ND	ug/L	0.50	0.22	1		06/02/22 02:45	79-34-5	
Tetrachloroethene	ND	ug/L	0.50	0.29	1		06/02/22 02:45	127-18-4	
Toluene	ND	ug/L	0.50	0.48	1		06/02/22 02:45	108-88-3	
1,2,3-Trichlorobenzene	ND	ug/L	2.0	0.81	1		06/02/22 02:45	87-61-6	
1,2,4-Trichlorobenzene	ND	ug/L	2.0	0.64	1		06/02/22 02:45	120-82-1	
1,1,1-Trichloroethane	ND	ug/L	0.50	0.33	1		06/02/22 02:45	71-55-6	
1,1,2-Trichloroethane	ND	ug/L	0.50	0.32	1		06/02/22 02:45	79-00-5	
Trichloroethene	ND	ug/L	0.50	0.38	1		06/02/22 02:45	79-01-6	
Trichlorofluoromethane	ND	ug/L	1.0	0.30	1		06/02/22 02:45	75-69-4	
1,2,3-Trichloropropane	ND	ug/L	0.50	0.26	1		06/02/22 02:45	96-18-4	
1,2,4-Trimethylbenzene	ND	ug/L	0.50	0.50	1		06/02/22 02:45	95-63-6	
1,3,5-Trimethylbenzene	ND	ug/L	0.50	0.33	1		06/02/22 02:45	108-67-8	
Vinyl chloride	ND	ug/L	1.0	0.39	1		06/02/22 02:45	75-01-4	
m&p-Xylene	ND	ug/L	1.0	0.71	1		06/02/22 02:45	179601-23-1	
o-Xylene	ND	ug/L	0.50	0.34	1		06/02/22 02:45	95-47-6	
Surrogates									
1,2-Dichloroethane-d4 (S)	90	%	70-130		1		06/02/22 02:45	17060-07-0	
4-Bromofluorobenzene (S)	99	%	70-130		1		06/02/22 02:45	460-00-4	
Toluene-d8 (S)	106	%	70-130		1		06/02/22 02:45	2037-26-5	

REPORT OF LABORATORY ANALYSIS

This report shall not be reproduced, except in full,
without the written consent of Pace Analytical Services, LLC.

Pace Analytical Services, LLC
9800 Kincey Ave. Suite 100
Huntersville, NC 28078
(704)875-9092

ANALYTICAL RESULTS

Project: CPC HUNTERSVILLE (GW)
Pace Project No.: 92607180

Sample: MW-65 **Lab ID: 92607180002** Collected: 05/31/22 09:45 Received: 05/31/22 16:05 Matrix: Water

Parameters	Results	Units	Report Limit	MDL	DF	Prepared	Analyzed	CAS No.	Qual
VPH NC Water	Analytical Method: MADEP VPH Pace Analytical Services - Charlotte								
Total VPH (C5-C12)	ND	ug/L	50.0	50.0	1		06/02/22 02:01		N2
Aliphatic (C05-C08)	ND	ug/L	50.0	50.0	1		06/02/22 02:01		N2
Aliphatic(C09-C12) Adjusted	ND	ug/L	50.0	50.0	1		06/02/22 02:01		N2
Aromatic (C09-C10)	ND	ug/L	50.0	50.0	1		06/02/22 02:01		N2
Surrogates									
4-Bromofluorobenzene (FID) (S)	102	%	70-130		1		06/02/22 02:01	460-00-4	
4-Bromofluorobenzene (PID) (S)	86	%	70-130		1		06/02/22 02:01	460-00-4	
6020 MET ICPMS	Analytical Method: EPA 6020B Preparation Method: EPA 3005A Pace Analytical Services - Peachtree Corners, GA								
Lead	ND	ug/L	5.0	0.89	1	06/02/22 10:21	06/02/22 19:53	7439-92-1	
6200B MSV	Analytical Method: SM 6200B Pace Analytical Services - Charlotte								
Benzene	ND	ug/L	0.50	0.34	1		06/02/22 03:02	71-43-2	
Bromobenzene	ND	ug/L	0.50	0.29	1		06/02/22 03:02	108-86-1	
Bromochloromethane	ND	ug/L	0.50	0.47	1		06/02/22 03:02	74-97-5	
Bromodichloromethane	ND	ug/L	0.50	0.31	1		06/02/22 03:02	75-27-4	
Bromoform	ND	ug/L	0.50	0.34	1		06/02/22 03:02	75-25-2	
Bromomethane	ND	ug/L	5.0	1.7	1		06/02/22 03:02	74-83-9	
n-Butylbenzene	ND	ug/L	0.50	0.49	1		06/02/22 03:02	104-51-8	
sec-Butylbenzene	ND	ug/L	0.50	0.40	1		06/02/22 03:02	135-98-8	
tert-Butylbenzene	ND	ug/L	0.50	0.32	1		06/02/22 03:02	98-06-6	
Carbon tetrachloride	ND	ug/L	0.50	0.33	1		06/02/22 03:02	56-23-5	
Chlorobenzene	ND	ug/L	0.50	0.28	1		06/02/22 03:02	108-90-7	
Chloroethane	ND	ug/L	1.0	0.65	1		06/02/22 03:02	75-00-3	
Chloroform	ND	ug/L	0.50	0.43	1		06/02/22 03:02	67-66-3	
Chloromethane	ND	ug/L	1.0	0.54	1		06/02/22 03:02	74-87-3	
2-Chlorotoluene	ND	ug/L	0.50	0.32	1		06/02/22 03:02	95-49-8	
4-Chlorotoluene	ND	ug/L	0.50	0.32	1		06/02/22 03:02	106-43-4	
1,2-Dibromo-3-chloropropane	ND	ug/L	1.0	0.34	1		06/02/22 03:02	96-12-8	
Dibromochloromethane	ND	ug/L	0.50	0.36	1		06/02/22 03:02	124-48-1	
1,2-Dibromoethane (EDB)	ND	ug/L	0.50	0.27	1		06/02/22 03:02	106-93-4	
Dibromomethane	ND	ug/L	0.50	0.39	1		06/02/22 03:02	74-95-3	
1,2-Dichlorobenzene	ND	ug/L	0.50	0.34	1		06/02/22 03:02	95-50-1	
1,3-Dichlorobenzene	ND	ug/L	0.50	0.34	1		06/02/22 03:02	541-73-1	
1,4-Dichlorobenzene	ND	ug/L	0.50	0.33	1		06/02/22 03:02	106-46-7	
Dichlorodifluoromethane	ND	ug/L	0.50	0.35	1		06/02/22 03:02	75-71-8	
1,1-Dichloroethane	ND	ug/L	0.50	0.37	1		06/02/22 03:02	75-34-3	
1,2-Dichloroethane	ND	ug/L	0.50	0.32	1		06/02/22 03:02	107-06-2	
1,1-Dichloroethene	ND	ug/L	0.50	0.35	1		06/02/22 03:02	75-35-4	
cis-1,2-Dichloroethene	ND	ug/L	0.50	0.38	1		06/02/22 03:02	156-59-2	
trans-1,2-Dichloroethene	ND	ug/L	0.50	0.40	1		06/02/22 03:02	156-60-5	
1,2-Dichloropropane	ND	ug/L	0.50	0.36	1		06/02/22 03:02	78-87-5	
1,3-Dichloropropane	ND	ug/L	0.50	0.28	1		06/02/22 03:02	142-28-9	

REPORT OF LABORATORY ANALYSIS

This report shall not be reproduced, except in full,
without the written consent of Pace Analytical Services, LLC.

Pace Analytical Services, LLC
9800 Kincey Ave. Suite 100
Huntersville, NC 28078
(704)875-9092

ANALYTICAL RESULTS

Project: CPC HUNTERSVILLE (GW)
Pace Project No.: 92607180

Sample: MW-65 **Lab ID: 92607180002** Collected: 05/31/22 09:45 Received: 05/31/22 16:05 Matrix: Water

Parameters	Results	Units	Report Limit	MDL	DF	Prepared	Analyzed	CAS No.	Qual
6200B MSV	Analytical Method: SM 6200B Pace Analytical Services - Charlotte								
2,2-Dichloropropane	ND	ug/L	0.50	0.39	1		06/02/22 03:02	594-20-7	
1,1-Dichloropropene	ND	ug/L	0.50	0.43	1		06/02/22 03:02	563-58-6	
cis-1,3-Dichloropropene	ND	ug/L	0.50	0.36	1		06/02/22 03:02	10061-01-5	
trans-1,3-Dichloropropene	ND	ug/L	0.50	0.36	1		06/02/22 03:02	10061-02-6	
Diisopropyl ether	ND	ug/L	0.50	0.31	1		06/02/22 03:02	108-20-3	
Ethylbenzene	ND	ug/L	0.50	0.30	1		06/02/22 03:02	100-41-4	
Hexachloro-1,3-butadiene	ND	ug/L	2.0	1.5	1		06/02/22 03:02	87-68-3	
Isopropylbenzene (Cumene)	ND	ug/L	0.50	0.33	1		06/02/22 03:02	98-82-8	
Methylene Chloride	ND	ug/L	2.0	2.0	1		06/02/22 03:02	75-09-2	
Methyl-tert-butyl ether	ND	ug/L	0.50	0.42	1		06/02/22 03:02	1634-04-4	
Naphthalene	ND	ug/L	2.0	0.64	1		06/02/22 03:02	91-20-3	
n-Propylbenzene	ND	ug/L	0.50	0.34	1		06/02/22 03:02	103-65-1	
Styrene	ND	ug/L	0.50	0.29	1		06/02/22 03:02	100-42-5	
1,1,1,2-Tetrachloroethane	ND	ug/L	0.50	0.31	1		06/02/22 03:02	630-20-6	
1,1,2,2-Tetrachloroethane	ND	ug/L	0.50	0.22	1		06/02/22 03:02	79-34-5	
Tetrachloroethene	ND	ug/L	0.50	0.29	1		06/02/22 03:02	127-18-4	
Toluene	ND	ug/L	0.50	0.48	1		06/02/22 03:02	108-88-3	
1,2,3-Trichlorobenzene	ND	ug/L	2.0	0.81	1		06/02/22 03:02	87-61-6	
1,2,4-Trichlorobenzene	ND	ug/L	2.0	0.64	1		06/02/22 03:02	120-82-1	
1,1,1-Trichloroethane	ND	ug/L	0.50	0.33	1		06/02/22 03:02	71-55-6	
1,1,2-Trichloroethane	ND	ug/L	0.50	0.32	1		06/02/22 03:02	79-00-5	
Trichloroethene	ND	ug/L	0.50	0.38	1		06/02/22 03:02	79-01-6	
Trichlorofluoromethane	ND	ug/L	1.0	0.30	1		06/02/22 03:02	75-69-4	
1,2,3-Trichloropropane	ND	ug/L	0.50	0.26	1		06/02/22 03:02	96-18-4	
1,2,4-Trimethylbenzene	ND	ug/L	0.50	0.50	1		06/02/22 03:02	95-63-6	
1,3,5-Trimethylbenzene	ND	ug/L	0.50	0.33	1		06/02/22 03:02	108-67-8	
Vinyl chloride	ND	ug/L	1.0	0.39	1		06/02/22 03:02	75-01-4	
m&p-Xylene	ND	ug/L	1.0	0.71	1		06/02/22 03:02	179601-23-1	
o-Xylene	ND	ug/L	0.50	0.34	1		06/02/22 03:02	95-47-6	
Surrogates									
1,2-Dichloroethane-d4 (S)	88	%	70-130		1		06/02/22 03:02	17060-07-0	
4-Bromofluorobenzene (S)	99	%	70-130		1		06/02/22 03:02	460-00-4	
Toluene-d8 (S)	107	%	70-130		1		06/02/22 03:02	2037-26-5	

REPORT OF LABORATORY ANALYSIS

This report shall not be reproduced, except in full,
without the written consent of Pace Analytical Services, LLC.

Pace Analytical Services, LLC
9800 Kincey Ave. Suite 100
Huntersville, NC 28078
(704)875-9092

ANALYTICAL RESULTS

Project: CPC HUNTERSVILLE (GW)
Pace Project No.: 92607180

Sample: MW-74 **Lab ID: 92607180003** Collected: 05/31/22 13:15 Received: 05/31/22 16:05 Matrix: Water

Parameters	Results	Units	Report Limit	MDL	DF	Prepared	Analyzed	CAS No.	Qual
VPH NC Water	Analytical Method: MADEP VPH Pace Analytical Services - Charlotte								
Total VPH (C5-C12)	ND	ug/L	50.0	50.0	1		06/02/22 02:30		N2
Aliphatic (C05-C08)	ND	ug/L	50.0	50.0	1		06/02/22 02:30		N2
Aliphatic(C09-C12) Adjusted	ND	ug/L	50.0	50.0	1		06/02/22 02:30		N2
Aromatic (C09-C10)	ND	ug/L	50.0	50.0	1		06/02/22 02:30		N2
Surrogates									
4-Bromofluorobenzene (FID) (S)	100	%	70-130		1		06/02/22 02:30	460-00-4	
4-Bromofluorobenzene (PID) (S)	85	%	70-130		1		06/02/22 02:30	460-00-4	
6020 MET ICPMS	Analytical Method: EPA 6020B Preparation Method: EPA 3005A Pace Analytical Services - Peachtree Corners, GA								
Lead	**3.4J**	ug/L	5.0	0.89	1	06/02/22 10:21	06/02/22 19:59	7439-92-1	
6200B MSV	Analytical Method: SM 6200B Pace Analytical Services - Charlotte								
Benzene	ND	ug/L	0.50	0.34	1		06/02/22 03:20	71-43-2	
Bromobenzene	ND	ug/L	0.50	0.29	1		06/02/22 03:20	108-86-1	
Bromochloromethane	ND	ug/L	0.50	0.47	1		06/02/22 03:20	74-97-5	
Bromodichloromethane	ND	ug/L	0.50	0.31	1		06/02/22 03:20	75-27-4	
Bromoform	ND	ug/L	0.50	0.34	1		06/02/22 03:20	75-25-2	
Bromomethane	ND	ug/L	5.0	1.7	1		06/02/22 03:20	74-83-9	
n-Butylbenzene	ND	ug/L	0.50	0.49	1		06/02/22 03:20	104-51-8	
sec-Butylbenzene	ND	ug/L	0.50	0.40	1		06/02/22 03:20	135-98-8	
tert-Butylbenzene	ND	ug/L	0.50	0.32	1		06/02/22 03:20	98-06-6	
Carbon tetrachloride	ND	ug/L	0.50	0.33	1		06/02/22 03:20	56-23-5	
Chlorobenzene	ND	ug/L	0.50	0.28	1		06/02/22 03:20	108-90-7	
Chloroethane	ND	ug/L	1.0	0.65	1		06/02/22 03:20	75-00-3	
Chloroform	ND	ug/L	0.50	0.43	1		06/02/22 03:20	67-66-3	
Chloromethane	ND	ug/L	1.0	0.54	1		06/02/22 03:20	74-87-3	
2-Chlorotoluene	ND	ug/L	0.50	0.32	1		06/02/22 03:20	95-49-8	
4-Chlorotoluene	ND	ug/L	0.50	0.32	1		06/02/22 03:20	106-43-4	
1,2-Dibromo-3-chloropropane	ND	ug/L	1.0	0.34	1		06/02/22 03:20	96-12-8	
Dibromochloromethane	ND	ug/L	0.50	0.36	1		06/02/22 03:20	124-48-1	
1,2-Dibromoethane (EDB)	ND	ug/L	0.50	0.27	1		06/02/22 03:20	106-93-4	
Dibromomethane	ND	ug/L	0.50	0.39	1		06/02/22 03:20	74-95-3	
1,2-Dichlorobenzene	ND	ug/L	0.50	0.34	1		06/02/22 03:20	95-50-1	
1,3-Dichlorobenzene	ND	ug/L	0.50	0.34	1		06/02/22 03:20	541-73-1	
1,4-Dichlorobenzene	ND	ug/L	0.50	0.33	1		06/02/22 03:20	106-46-7	
Dichlorodifluoromethane	ND	ug/L	0.50	0.35	1		06/02/22 03:20	75-71-8	
1,1-Dichloroethane	ND	ug/L	0.50	0.37	1		06/02/22 03:20	75-34-3	
1,2-Dichloroethane	ND	ug/L	0.50	0.32	1		06/02/22 03:20	107-06-2	
1,1-Dichloroethene	ND	ug/L	0.50	0.35	1		06/02/22 03:20	75-35-4	
cis-1,2-Dichloroethene	ND	ug/L	0.50	0.38	1		06/02/22 03:20	156-59-2	
trans-1,2-Dichloroethene	ND	ug/L	0.50	0.40	1		06/02/22 03:20	156-60-5	
1,2-Dichloropropane	ND	ug/L	0.50	0.36	1		06/02/22 03:20	78-87-5	
1,3-Dichloropropane	ND	ug/L	0.50	0.28	1		06/02/22 03:20	142-28-9	

REPORT OF LABORATORY ANALYSIS

This report shall not be reproduced, except in full,
without the written consent of Pace Analytical Services, LLC.

Pace Analytical Services, LLC
9800 Kincey Ave. Suite 100
Huntersville, NC 28078
(704)875-9092

ANALYTICAL RESULTS

Project: CPC HUNTERSVILLE (GW)
Pace Project No.: 92607180

Sample: MW-74 **Lab ID: 92607180003** Collected: 05/31/22 13:15 Received: 05/31/22 16:05 Matrix: Water

Parameters	Results	Units	Report Limit	MDL	DF	Prepared	Analyzed	CAS No.	Qual
6200B MSV	Analytical Method: SM 6200B Pace Analytical Services - Charlotte								
2,2-Dichloropropane	ND	ug/L	0.50	0.39	1		06/02/22 03:20	594-20-7	
1,1-Dichloropropene	ND	ug/L	0.50	0.43	1		06/02/22 03:20	563-58-6	
cis-1,3-Dichloropropene	ND	ug/L	0.50	0.36	1		06/02/22 03:20	10061-01-5	
trans-1,3-Dichloropropene	ND	ug/L	0.50	0.36	1		06/02/22 03:20	10061-02-6	
Diisopropyl ether	ND	ug/L	0.50	0.31	1		06/02/22 03:20	108-20-3	
Ethylbenzene	ND	ug/L	0.50	0.30	1		06/02/22 03:20	100-41-4	
Hexachloro-1,3-butadiene	ND	ug/L	2.0	1.5	1		06/02/22 03:20	87-68-3	
Isopropylbenzene (Cumene)	ND	ug/L	0.50	0.33	1		06/02/22 03:20	98-82-8	
Methylene Chloride	ND	ug/L	2.0	2.0	1		06/02/22 03:20	75-09-2	
Methyl-tert-butyl ether	ND	ug/L	0.50	0.42	1		06/02/22 03:20	1634-04-4	
Naphthalene	ND	ug/L	2.0	0.64	1		06/02/22 03:20	91-20-3	
n-Propylbenzene	ND	ug/L	0.50	0.34	1		06/02/22 03:20	103-65-1	
Styrene	ND	ug/L	0.50	0.29	1		06/02/22 03:20	100-42-5	
1,1,1,2-Tetrachloroethane	ND	ug/L	0.50	0.31	1		06/02/22 03:20	630-20-6	
1,1,2,2-Tetrachloroethane	ND	ug/L	0.50	0.22	1		06/02/22 03:20	79-34-5	
Tetrachloroethene	ND	ug/L	0.50	0.29	1		06/02/22 03:20	127-18-4	
Toluene	ND	ug/L	0.50	0.48	1		06/02/22 03:20	108-88-3	
1,2,3-Trichlorobenzene	ND	ug/L	2.0	0.81	1		06/02/22 03:20	87-61-6	
1,2,4-Trichlorobenzene	ND	ug/L	2.0	0.64	1		06/02/22 03:20	120-82-1	
1,1,1-Trichloroethane	ND	ug/L	0.50	0.33	1		06/02/22 03:20	71-55-6	
1,1,2-Trichloroethane	ND	ug/L	0.50	0.32	1		06/02/22 03:20	79-00-5	
Trichloroethene	ND	ug/L	0.50	0.38	1		06/02/22 03:20	79-01-6	
Trichlorofluoromethane	ND	ug/L	1.0	0.30	1		06/02/22 03:20	75-69-4	
1,2,3-Trichloropropane	ND	ug/L	0.50	0.26	1		06/02/22 03:20	96-18-4	
1,2,4-Trimethylbenzene	ND	ug/L	0.50	0.50	1		06/02/22 03:20	95-63-6	
1,3,5-Trimethylbenzene	ND	ug/L	0.50	0.33	1		06/02/22 03:20	108-67-8	
Vinyl chloride	ND	ug/L	1.0	0.39	1		06/02/22 03:20	75-01-4	
m&p-Xylene	ND	ug/L	1.0	0.71	1		06/02/22 03:20	179601-23-1	
o-Xylene	ND	ug/L	0.50	0.34	1		06/02/22 03:20	95-47-6	
Surrogates									
1,2-Dichloroethane-d4 (S)	92	%	70-130		1		06/02/22 03:20	17060-07-0	
4-Bromofluorobenzene (S)	96	%	70-130		1		06/02/22 03:20	460-00-4	
Toluene-d8 (S)	106	%	70-130		1		06/02/22 03:20	2037-26-5	

REPORT OF LABORATORY ANALYSIS

This report shall not be reproduced, except in full,
without the written consent of Pace Analytical Services, LLC.

Pace Analytical Services, LLC
9800 Kincey Ave. Suite 100
Huntersville, NC 28078
(704)875-9092

ANALYTICAL RESULTS

Project: CPC HUNTERSVILLE (GW)
Pace Project No.: 92607180

Sample: MW-70 **Lab ID: 92607180004** Collected: 05/31/22 11:25 Received: 05/31/22 16:05 Matrix: Water

Parameters	Results	Units	Report Limit	MDL	DF	Prepared	Analyzed	CAS No.	Qual
VPH NC Water	Analytical Method: MADEP VPH Pace Analytical Services - Charlotte								
Total VPH (C5-C12)	ND	ug/L	50.0	50.0	1		06/02/22 02:59		N2
Aliphatic (C05-C08)	ND	ug/L	50.0	50.0	1		06/02/22 02:59		N2
Aliphatic(C09-C12) Adjusted	ND	ug/L	50.0	50.0	1		06/02/22 02:59		N2
Aromatic (C09-C10)	ND	ug/L	50.0	50.0	1		06/02/22 02:59		N2
Surrogates									
4-Bromofluorobenzene (FID) (S)	100	%	70-130		1		06/02/22 02:59	460-00-4	
4-Bromofluorobenzene (PID) (S)	85	%	70-130		1		06/02/22 02:59	460-00-4	
6020 MET ICPMS	Analytical Method: EPA 6020B Preparation Method: EPA 3005A Pace Analytical Services - Peachtree Corners, GA								
Lead	ND	ug/L	5.0	0.89	1	06/02/22 10:21	06/02/22 20:05	7439-92-1	
6200B MSV	Analytical Method: SM 6200B Pace Analytical Services - Charlotte								
Benzene	ND	ug/L	0.50	0.34	1		06/02/22 03:38	71-43-2	
Bromobenzene	ND	ug/L	0.50	0.29	1		06/02/22 03:38	108-86-1	
Bromochloromethane	ND	ug/L	0.50	0.47	1		06/02/22 03:38	74-97-5	
Bromodichloromethane	ND	ug/L	0.50	0.31	1		06/02/22 03:38	75-27-4	
Bromoform	ND	ug/L	0.50	0.34	1		06/02/22 03:38	75-25-2	
Bromomethane	ND	ug/L	5.0	1.7	1		06/02/22 03:38	74-83-9	
n-Butylbenzene	ND	ug/L	0.50	0.49	1		06/02/22 03:38	104-51-8	
sec-Butylbenzene	ND	ug/L	0.50	0.40	1		06/02/22 03:38	135-98-8	
tert-Butylbenzene	ND	ug/L	0.50	0.32	1		06/02/22 03:38	98-06-6	
Carbon tetrachloride	ND	ug/L	0.50	0.33	1		06/02/22 03:38	56-23-5	
Chlorobenzene	ND	ug/L	0.50	0.28	1		06/02/22 03:38	108-90-7	
Chloroethane	ND	ug/L	1.0	0.65	1		06/02/22 03:38	75-00-3	
Chloroform	ND	ug/L	0.50	0.43	1		06/02/22 03:38	67-66-3	
Chloromethane	ND	ug/L	1.0	0.54	1		06/02/22 03:38	74-87-3	
2-Chlorotoluene	ND	ug/L	0.50	0.32	1		06/02/22 03:38	95-49-8	
4-Chlorotoluene	ND	ug/L	0.50	0.32	1		06/02/22 03:38	106-43-4	
1,2-Dibromo-3-chloropropane	ND	ug/L	1.0	0.34	1		06/02/22 03:38	96-12-8	
Dibromochloromethane	ND	ug/L	0.50	0.36	1		06/02/22 03:38	124-48-1	
1,2-Dibromoethane (EDB)	ND	ug/L	0.50	0.27	1		06/02/22 03:38	106-93-4	
Dibromomethane	ND	ug/L	0.50	0.39	1		06/02/22 03:38	74-95-3	
1,2-Dichlorobenzene	ND	ug/L	0.50	0.34	1		06/02/22 03:38	95-50-1	
1,3-Dichlorobenzene	ND	ug/L	0.50	0.34	1		06/02/22 03:38	541-73-1	
1,4-Dichlorobenzene	ND	ug/L	0.50	0.33	1		06/02/22 03:38	106-46-7	
Dichlorodifluoromethane	ND	ug/L	0.50	0.35	1		06/02/22 03:38	75-71-8	
1,1-Dichloroethane	ND	ug/L	0.50	0.37	1		06/02/22 03:38	75-34-3	
1,2-Dichloroethane	ND	ug/L	0.50	0.32	1		06/02/22 03:38	107-06-2	
1,1-Dichloroethene	ND	ug/L	0.50	0.35	1		06/02/22 03:38	75-35-4	
cis-1,2-Dichloroethene	ND	ug/L	0.50	0.38	1		06/02/22 03:38	156-59-2	
trans-1,2-Dichloroethene	ND	ug/L	0.50	0.40	1		06/02/22 03:38	156-60-5	
1,2-Dichloropropane	ND	ug/L	0.50	0.36	1		06/02/22 03:38	78-87-5	
1,3-Dichloropropane	ND	ug/L	0.50	0.28	1		06/02/22 03:38	142-28-9	

REPORT OF LABORATORY ANALYSIS

This report shall not be reproduced, except in full,
without the written consent of Pace Analytical Services, LLC.

Pace Analytical Services, LLC
9800 Kincey Ave. Suite 100
Huntersville, NC 28078
(704)875-9092

ANALYTICAL RESULTS

Project: CPC HUNTERSVILLE (GW)
Pace Project No.: 92607180

Sample: MW-70 **Lab ID: 92607180004** Collected: 05/31/22 11:25 Received: 05/31/22 16:05 Matrix: Water

Parameters	Results	Units	Report Limit	MDL	DF	Prepared	Analyzed	CAS No.	Qual
6200B MSV	Analytical Method: SM 6200B Pace Analytical Services - Charlotte								
2,2-Dichloropropane	ND	ug/L	0.50	0.39	1		06/02/22 03:38	594-20-7	
1,1-Dichloropropene	ND	ug/L	0.50	0.43	1		06/02/22 03:38	563-58-6	
cis-1,3-Dichloropropene	ND	ug/L	0.50	0.36	1		06/02/22 03:38	10061-01-5	
trans-1,3-Dichloropropene	ND	ug/L	0.50	0.36	1		06/02/22 03:38	10061-02-6	
Diisopropyl ether	ND	ug/L	0.50	0.31	1		06/02/22 03:38	108-20-3	
Ethylbenzene	ND	ug/L	0.50	0.30	1		06/02/22 03:38	100-41-4	
Hexachloro-1,3-butadiene	ND	ug/L	2.0	1.5	1		06/02/22 03:38	87-68-3	
Isopropylbenzene (Cumene)	ND	ug/L	0.50	0.33	1		06/02/22 03:38	98-82-8	
Methylene Chloride	ND	ug/L	2.0	2.0	1		06/02/22 03:38	75-09-2	
Methyl-tert-butyl ether	ND	ug/L	0.50	0.42	1		06/02/22 03:38	1634-04-4	
Naphthalene	ND	ug/L	2.0	0.64	1		06/02/22 03:38	91-20-3	
n-Propylbenzene	ND	ug/L	0.50	0.34	1		06/02/22 03:38	103-65-1	
Styrene	ND	ug/L	0.50	0.29	1		06/02/22 03:38	100-42-5	
1,1,1,2-Tetrachloroethane	ND	ug/L	0.50	0.31	1		06/02/22 03:38	630-20-6	
1,1,2,2-Tetrachloroethane	ND	ug/L	0.50	0.22	1		06/02/22 03:38	79-34-5	
Tetrachloroethene	ND	ug/L	0.50	0.29	1		06/02/22 03:38	127-18-4	
Toluene	ND	ug/L	0.50	0.48	1		06/02/22 03:38	108-88-3	
1,2,3-Trichlorobenzene	ND	ug/L	2.0	0.81	1		06/02/22 03:38	87-61-6	
1,2,4-Trichlorobenzene	ND	ug/L	2.0	0.64	1		06/02/22 03:38	120-82-1	
1,1,1-Trichloroethane	ND	ug/L	0.50	0.33	1		06/02/22 03:38	71-55-6	
1,1,2-Trichloroethane	ND	ug/L	0.50	0.32	1		06/02/22 03:38	79-00-5	
Trichloroethene	ND	ug/L	0.50	0.38	1		06/02/22 03:38	79-01-6	
Trichlorofluoromethane	ND	ug/L	1.0	0.30	1		06/02/22 03:38	75-69-4	
1,2,3-Trichloropropane	ND	ug/L	0.50	0.26	1		06/02/22 03:38	96-18-4	
1,2,4-Trimethylbenzene	ND	ug/L	0.50	0.50	1		06/02/22 03:38	95-63-6	
1,3,5-Trimethylbenzene	ND	ug/L	0.50	0.33	1		06/02/22 03:38	108-67-8	
Vinyl chloride	ND	ug/L	1.0	0.39	1		06/02/22 03:38	75-01-4	
m&p-Xylene	ND	ug/L	1.0	0.71	1		06/02/22 03:38	179601-23-1	
o-Xylene	ND	ug/L	0.50	0.34	1		06/02/22 03:38	95-47-6	
Surrogates									
1,2-Dichloroethane-d4 (S)	90	%	70-130		1		06/02/22 03:38	17060-07-0	
4-Bromofluorobenzene (S)	99	%	70-130		1		06/02/22 03:38	460-00-4	
Toluene-d8 (S)	107	%	70-130		1		06/02/22 03:38	2037-26-5	

REPORT OF LABORATORY ANALYSIS

This report shall not be reproduced, except in full,
without the written consent of Pace Analytical Services, LLC.

Pace Analytical Services, LLC
9800 Kincey Ave. Suite 100
Huntersville, NC 28078
(704)875-9092

ANALYTICAL RESULTS

Project: CPC HUNTERSVILLE (GW)
Pace Project No.: 92607180

Sample: FB-1-20220531 **Lab ID: 92607180005** Collected: 05/31/22 13:35 Received: 05/31/22 16:05 Matrix: Water

Parameters	Results	Units	Report Limit	MDL	DF	Prepared	Analyzed	CAS No.	Qual
VPH NC Water	Analytical Method: MADEP VPH Pace Analytical Services - Charlotte								
Total VPH (C5-C12)	ND	ug/L	50.0	50.0	1		06/02/22 03:28		N2
Aliphatic (C05-C08)	ND	ug/L	50.0	50.0	1		06/02/22 03:28		N2
Aliphatic(C09-C12) Adjusted	ND	ug/L	50.0	50.0	1		06/02/22 03:28		N2
Aromatic (C09-C10)	ND	ug/L	50.0	50.0	1		06/02/22 03:28		N2
Surrogates									
4-Bromofluorobenzene (FID) (S)	99	%	70-130		1		06/02/22 03:28	460-00-4	
4-Bromofluorobenzene (PID) (S)	84	%	70-130		1		06/02/22 03:28	460-00-4	
6200B MSV	Analytical Method: SM 6200B Pace Analytical Services - Charlotte								
Benzene	ND	ug/L	0.50	0.34	1		06/02/22 23:14	71-43-2	
Bromobenzene	ND	ug/L	0.50	0.29	1		06/02/22 23:14	108-86-1	
Bromochloromethane	ND	ug/L	0.50	0.47	1		06/02/22 23:14	74-97-5	
Bromodichloromethane	ND	ug/L	0.50	0.31	1		06/02/22 23:14	75-27-4	
Bromoform	ND	ug/L	0.50	0.34	1		06/02/22 23:14	75-25-2	
Bromomethane	ND	ug/L	5.0	1.7	1		06/02/22 23:14	74-83-9	
n-Butylbenzene	ND	ug/L	0.50	0.49	1		06/02/22 23:14	104-51-8	
sec-Butylbenzene	ND	ug/L	0.50	0.40	1		06/02/22 23:14	135-98-8	
tert-Butylbenzene	ND	ug/L	0.50	0.32	1		06/02/22 23:14	98-06-6	
Carbon tetrachloride	ND	ug/L	0.50	0.33	1		06/02/22 23:14	56-23-5	
Chlorobenzene	ND	ug/L	0.50	0.28	1		06/02/22 23:14	108-90-7	
Chloroethane	ND	ug/L	1.0	0.65	1		06/02/22 23:14	75-00-3	
Chloroform	ND	ug/L	0.50	0.43	1		06/02/22 23:14	67-66-3	
Chloromethane	ND	ug/L	1.0	0.54	1		06/02/22 23:14	74-87-3	
2-Chlorotoluene	ND	ug/L	0.50	0.32	1		06/02/22 23:14	95-49-8	
4-Chlorotoluene	ND	ug/L	0.50	0.32	1		06/02/22 23:14	106-43-4	
1,2-Dibromo-3-chloropropane	ND	ug/L	1.0	0.34	1		06/02/22 23:14	96-12-8	
Dibromochloromethane	ND	ug/L	0.50	0.36	1		06/02/22 23:14	124-48-1	
1,2-Dibromoethane (EDB)	ND	ug/L	0.50	0.27	1		06/02/22 23:14	106-93-4	
Dibromomethane	ND	ug/L	0.50	0.39	1		06/02/22 23:14	74-95-3	
1,2-Dichlorobenzene	ND	ug/L	0.50	0.34	1		06/02/22 23:14	95-50-1	
1,3-Dichlorobenzene	ND	ug/L	0.50	0.34	1		06/02/22 23:14	541-73-1	
1,4-Dichlorobenzene	ND	ug/L	0.50	0.33	1		06/02/22 23:14	106-46-7	
Dichlorodifluoromethane	ND	ug/L	0.50	0.35	1		06/02/22 23:14	75-71-8	
1,1-Dichloroethane	ND	ug/L	0.50	0.37	1		06/02/22 23:14	75-34-3	
1,2-Dichloroethane	ND	ug/L	0.50	0.32	1		06/02/22 23:14	107-06-2	
1,1-Dichloroethene	ND	ug/L	0.50	0.35	1		06/02/22 23:14	75-35-4	
cis-1,2-Dichloroethene	ND	ug/L	0.50	0.38	1		06/02/22 23:14	156-59-2	
trans-1,2-Dichloroethene	ND	ug/L	0.50	0.40	1		06/02/22 23:14	156-60-5	
1,2-Dichloropropane	ND	ug/L	0.50	0.36	1		06/02/22 23:14	78-87-5	
1,3-Dichloropropane	ND	ug/L	0.50	0.28	1		06/02/22 23:14	142-28-9	
2,2-Dichloropropane	ND	ug/L	0.50	0.39	1		06/02/22 23:14	594-20-7	
1,1-Dichloropropene	ND	ug/L	0.50	0.43	1		06/02/22 23:14	563-58-6	
cis-1,3-Dichloropropene	ND	ug/L	0.50	0.36	1		06/02/22 23:14	10061-01-5	
trans-1,3-Dichloropropene	ND	ug/L	0.50	0.36	1		06/02/22 23:14	10061-02-6	

REPORT OF LABORATORY ANALYSIS

This report shall not be reproduced, except in full,
without the written consent of Pace Analytical Services, LLC.

Pace Analytical Services, LLC
9800 Kincey Ave. Suite 100
Huntersville, NC 28078
(704)875-9092

ANALYTICAL RESULTS

Project: CPC HUNTERSVILLE (GW)
Pace Project No.: 92607180

Sample: FB-1-20220531 **Lab ID: 92607180005** Collected: 05/31/22 13:35 Received: 05/31/22 16:05 Matrix: Water

Parameters	Results	Units	Report Limit	MDL	DF	Prepared	Analyzed	CAS No.	Qual
6200B MSV	Analytical Method: SM 6200B Pace Analytical Services - Charlotte								
Diisopropyl ether	ND	ug/L	0.50	0.31	1		06/02/22 23:14	108-20-3	
Ethylbenzene	ND	ug/L	0.50	0.30	1		06/02/22 23:14	100-41-4	
Hexachloro-1,3-butadiene	ND	ug/L	2.0	1.5	1		06/02/22 23:14	87-68-3	
Isopropylbenzene (Cumene)	ND	ug/L	0.50	0.33	1		06/02/22 23:14	98-82-8	
Methylene Chloride	ND	ug/L	2.0	2.0	1		06/02/22 23:14	75-09-2	
Methyl-tert-butyl ether	ND	ug/L	0.50	0.42	1		06/02/22 23:14	1634-04-4	
Naphthalene	ND	ug/L	2.0	0.64	1		06/02/22 23:14	91-20-3	
n-Propylbenzene	ND	ug/L	0.50	0.34	1		06/02/22 23:14	103-65-1	
Styrene	ND	ug/L	0.50	0.29	1		06/02/22 23:14	100-42-5	
1,1,1,2-Tetrachloroethane	ND	ug/L	0.50	0.31	1		06/02/22 23:14	630-20-6	
1,1,2,2-Tetrachloroethane	ND	ug/L	0.50	0.22	1		06/02/22 23:14	79-34-5	
Tetrachloroethene	ND	ug/L	0.50	0.29	1		06/02/22 23:14	127-18-4	
Toluene	**0.50**	ug/L	0.50	0.48	1		06/02/22 23:14	108-88-3	C0
1,2,3-Trichlorobenzene	ND	ug/L	2.0	0.81	1		06/02/22 23:14	87-61-6	
1,2,4-Trichlorobenzene	ND	ug/L	2.0	0.64	1		06/02/22 23:14	120-82-1	
1,1,1-Trichloroethane	ND	ug/L	0.50	0.33	1		06/02/22 23:14	71-55-6	
1,1,2-Trichloroethane	ND	ug/L	0.50	0.32	1		06/02/22 23:14	79-00-5	
Trichloroethene	ND	ug/L	0.50	0.38	1		06/02/22 23:14	79-01-6	
Trichlorofluoromethane	ND	ug/L	1.0	0.30	1		06/02/22 23:14	75-69-4	
1,2,3-Trichloropropane	ND	ug/L	0.50	0.26	1		06/02/22 23:14	96-18-4	
1,2,4-Trimethylbenzene	ND	ug/L	0.50	0.50	1		06/02/22 23:14	95-63-6	
1,3,5-Trimethylbenzene	ND	ug/L	0.50	0.33	1		06/02/22 23:14	108-67-8	
Vinyl chloride	ND	ug/L	1.0	0.39	1		06/02/22 23:14	75-01-4	
m&p-Xylene	ND	ug/L	1.0	0.71	1		06/02/22 23:14	179601-23-1	
o-Xylene	ND	ug/L	0.50	0.34	1		06/02/22 23:14	95-47-6	
Surrogates									
1,2-Dichloroethane-d4 (S)	90	%	70-130		1		06/02/22 23:14	17060-07-0	
4-Bromofluorobenzene (S)	97	%	70-130		1		06/02/22 23:14	460-00-4	
Toluene-d8 (S)	107	%	70-130		1		06/02/22 23:14	2037-26-5	

REPORT OF LABORATORY ANALYSIS

This report shall not be reproduced, except in full,
without the written consent of Pace Analytical Services, LLC.

Pace Analytical Services, LLC
9800 Kincey Ave. Suite 100
Huntersville, NC 28078
(704)875-9092

ANALYTICAL RESULTS

Project: CPC HUNTERSVILLE (GW)
Pace Project No.: 92607180

Sample: TRIP BLANK **Lab ID: 92607180006** Collected: 05/31/22 00:00 Received: 05/31/22 16:05 Matrix: Water

Parameters	Results	Units	Report Limit	MDL	DF	Prepared	Analyzed	CAS No.	Qual
6200B MSV	Analytical Method: SM 6200B Pace Analytical Services - Charlotte								
Benzene	ND	ug/L	0.50	0.34	1		06/02/22 00:57	71-43-2	
Bromobenzene	ND	ug/L	0.50	0.29	1		06/02/22 00:57	108-86-1	
Bromochloromethane	ND	ug/L	0.50	0.47	1		06/02/22 00:57	74-97-5	
Bromodichloromethane	ND	ug/L	0.50	0.31	1		06/02/22 00:57	75-27-4	
Bromoform	ND	ug/L	0.50	0.34	1		06/02/22 00:57	75-25-2	
Bromomethane	ND	ug/L	5.0	1.7	1		06/02/22 00:57	74-83-9	
n-Butylbenzene	ND	ug/L	0.50	0.49	1		06/02/22 00:57	104-51-8	
sec-Butylbenzene	ND	ug/L	0.50	0.40	1		06/02/22 00:57	135-98-8	
tert-Butylbenzene	ND	ug/L	0.50	0.32	1		06/02/22 00:57	98-06-6	
Carbon tetrachloride	ND	ug/L	0.50	0.33	1		06/02/22 00:57	56-23-5	
Chlorobenzene	ND	ug/L	0.50	0.28	1		06/02/22 00:57	108-90-7	
Chloroethane	ND	ug/L	1.0	0.65	1		06/02/22 00:57	75-00-3	
Chloroform	ND	ug/L	0.50	0.43	1		06/02/22 00:57	67-66-3	
Chloromethane	ND	ug/L	1.0	0.54	1		06/02/22 00:57	74-87-3	
2-Chlorotoluene	ND	ug/L	0.50	0.32	1		06/02/22 00:57	95-49-8	
4-Chlorotoluene	ND	ug/L	0.50	0.32	1		06/02/22 00:57	106-43-4	
1,2-Dibromo-3-chloropropane	ND	ug/L	1.0	0.34	1		06/02/22 00:57	96-12-8	
Dibromochloromethane	ND	ug/L	0.50	0.36	1		06/02/22 00:57	124-48-1	
1,2-Dibromoethane (EDB)	ND	ug/L	0.50	0.27	1		06/02/22 00:57	106-93-4	
Dibromomethane	ND	ug/L	0.50	0.39	1		06/02/22 00:57	74-95-3	
1,2-Dichlorobenzene	ND	ug/L	0.50	0.34	1		06/02/22 00:57	95-50-1	
1,3-Dichlorobenzene	ND	ug/L	0.50	0.34	1		06/02/22 00:57	541-73-1	
1,4-Dichlorobenzene	ND	ug/L	0.50	0.33	1		06/02/22 00:57	106-46-7	
Dichlorodifluoromethane	ND	ug/L	0.50	0.35	1		06/02/22 00:57	75-71-8	
1,1-Dichloroethane	ND	ug/L	0.50	0.37	1		06/02/22 00:57	75-34-3	
1,2-Dichloroethane	ND	ug/L	0.50	0.32	1		06/02/22 00:57	107-06-2	
1,1-Dichloroethene	ND	ug/L	0.50	0.35	1		06/02/22 00:57	75-35-4	
cis-1,2-Dichloroethene	ND	ug/L	0.50	0.38	1		06/02/22 00:57	156-59-2	
trans-1,2-Dichloroethene	ND	ug/L	0.50	0.40	1		06/02/22 00:57	156-60-5	
1,2-Dichloropropane	ND	ug/L	0.50	0.36	1		06/02/22 00:57	78-87-5	
1,3-Dichloropropane	ND	ug/L	0.50	0.28	1		06/02/22 00:57	142-28-9	
2,2-Dichloropropane	ND	ug/L	0.50	0.39	1		06/02/22 00:57	594-20-7	
1,1-Dichloropropene	ND	ug/L	0.50	0.43	1		06/02/22 00:57	563-58-6	
cis-1,3-Dichloropropene	ND	ug/L	0.50	0.36	1		06/02/22 00:57	10061-01-5	
trans-1,3-Dichloropropene	ND	ug/L	0.50	0.36	1		06/02/22 00:57	10061-02-6	
Diisopropyl ether	ND	ug/L	0.50	0.31	1		06/02/22 00:57	108-20-3	
Ethylbenzene	ND	ug/L	0.50	0.30	1		06/02/22 00:57	100-41-4	
Hexachloro-1,3-butadiene	ND	ug/L	2.0	1.5	1		06/02/22 00:57	87-68-3	
Isopropylbenzene (Cumene)	ND	ug/L	0.50	0.33	1		06/02/22 00:57	98-82-8	
Methylene Chloride	ND	ug/L	2.0	2.0	1		06/02/22 00:57	75-09-2	
Methyl-tert-butyl ether	ND	ug/L	0.50	0.42	1		06/02/22 00:57	1634-04-4	
Naphthalene	ND	ug/L	2.0	0.64	1		06/02/22 00:57	91-20-3	
n-Propylbenzene	ND	ug/L	0.50	0.34	1		06/02/22 00:57	103-65-1	
Styrene	ND	ug/L	0.50	0.29	1		06/02/22 00:57	100-42-5	
1,1,1,2-Tetrachloroethane	ND	ug/L	0.50	0.31	1		06/02/22 00:57	630-20-6	

REPORT OF LABORATORY ANALYSIS

This report shall not be reproduced, except in full,
without the written consent of Pace Analytical Services, LLC.

Pace Analytical Services, LLC
9800 Kincey Ave. Suite 100
Huntersville, NC 28078
(704)875-9092

ANALYTICAL RESULTS

Project: CPC HUNTERSVILLE (GW)
Pace Project No.: 92607180

Sample: TRIP BLANK **Lab ID: 92607180006** Collected: 05/31/22 00:00 Received: 05/31/22 16:05 Matrix: Water

Parameters	Results	Units	Report Limit	MDL	DF	Prepared	Analyzed	CAS No.	Qual
6200B MSV	Analytical Method: SM 6200B Pace Analytical Services - Charlotte								
1,1,2,2-Tetrachloroethane	ND	ug/L	0.50	0.22	1		06/02/22 00:57	79-34-5	
Tetrachloroethene	ND	ug/L	0.50	0.29	1		06/02/22 00:57	127-18-4	
Toluene	ND	ug/L	0.50	0.48	1		06/02/22 00:57	108-88-3	
1,2,3-Trichlorobenzene	ND	ug/L	2.0	0.81	1		06/02/22 00:57	87-61-6	
1,2,4-Trichlorobenzene	ND	ug/L	2.0	0.64	1		06/02/22 00:57	120-82-1	
1,1,1-Trichloroethane	ND	ug/L	0.50	0.33	1		06/02/22 00:57	71-55-6	
1,1,2-Trichloroethane	ND	ug/L	0.50	0.32	1		06/02/22 00:57	79-00-5	
Trichloroethene	ND	ug/L	0.50	0.38	1		06/02/22 00:57	79-01-6	
Trichlorofluoromethane	ND	ug/L	1.0	0.30	1		06/02/22 00:57	75-69-4	
1,2,3-Trichloropropane	ND	ug/L	0.50	0.26	1		06/02/22 00:57	96-18-4	
1,2,4-Trimethylbenzene	ND	ug/L	0.50	0.50	1		06/02/22 00:57	95-63-6	
1,3,5-Trimethylbenzene	ND	ug/L	0.50	0.33	1		06/02/22 00:57	108-67-8	
Vinyl chloride	ND	ug/L	1.0	0.39	1		06/02/22 00:57	75-01-4	
m&p-Xylene	ND	ug/L	1.0	0.71	1		06/02/22 00:57	179601-23-1	
o-Xylene	ND	ug/L	0.50	0.34	1		06/02/22 00:57	95-47-6	
Surrogates									
1,2-Dichloroethane-d4 (S)	88	%	70-130		1		06/02/22 00:57	17060-07-0	
4-Bromofluorobenzene (S)	99	%	70-130		1		06/02/22 00:57	460-00-4	
Toluene-d8 (S)	107	%	70-130		1		06/02/22 00:57	2037-26-5	

REPORT OF LABORATORY ANALYSIS

This report shall not be reproduced, except in full,
without the written consent of Pace Analytical Services, LLC.

Pace Analytical Services, LLC
9800 Kincey Ave. Suite 100
Huntersville, NC 28078
(704)875-9092

QUALITY CONTROL DATA

Project: CPC HUNTERSVILLE (GW)
Pace Project No.: 92607180

QC Batch: 701723 Analysis Method: MADEP VPH
QC Batch Method: MADEP VPH Analysis Description: VPH NC Water
Laboratory: Pace Analytical Services - Charlotte
Associated Lab Samples: 92607180001, 92607180002, 92607180003, 92607180004, 92607180005

METHOD BLANK: 3662764 Matrix: Water
Associated Lab Samples: 92607180001, 92607180002, 92607180003, 92607180004, 92607180005

Parameter	Units	Blank Result	Reporting Limit	MDL	Analyzed	Qualifiers
Aliphatic (C05-C08)	ug/L	ND	50.0	50.0	06/01/22 22:10	N2
Aromatic (C09-C10)	ug/L	ND	50.0	50.0	06/01/22 22:10	N2
4-Bromofluorobenzene (FID) (S)	%	94	70-130		06/01/22 22:10	
4-Bromofluorobenzene (PID) (S)	%	80	70-130		06/01/22 22:10	

LABORATORY CONTROL SAMPLE & LCSD: 3662765 3662766

Parameter	Units	Spike Conc.	LCS Result	LCSD Result	LCS % Rec	LCSD % Rec	% Rec Limits	RPD	Max RPD	Qualifiers
Aliphatic (C05-C08)	ug/L	300	299	302	100	101	70-130	1	25	N2
Aromatic (C09-C10)	ug/L	100	94.7	94.4	95	94	70-130	0	25	N2
4-Bromofluorobenzene (FID) (S)	%				101	100	70-130			
4-Bromofluorobenzene (PID) (S)	%				86	85	70-130			

Results presented on this page are in the units indicated by the "Units" column except where an alternate unit is presented to the right of the result.

REPORT OF LABORATORY ANALYSIS

This report shall not be reproduced, except in full,
without the written consent of Pace Analytical Services, LLC.

Pace Analytical Services, LLC
9800 Kincey Ave. Suite 100
Huntersville, NC 28078
(704)875-9092

QUALITY CONTROL DATA

Project: CPC HUNTERSVILLE (GW)
Pace Project No.: 92607180

QC Batch: 701857 | Analysis Method: EPA 6020B
QC Batch Method: EPA 3005A | Analysis Description: 6020 MET
Laboratory: Pace Analytical Services - Peachtree Corners, GA
Associated Lab Samples: 92607180001, 92607180002, 92607180003, 92607180004

METHOD BLANK: 3663068 Matrix: Water
Associated Lab Samples: 92607180001, 92607180002, 92607180003, 92607180004

Parameter	Units	Blank Result	Reporting Limit	MDL	Analyzed	Qualifiers
Lead	ug/L	ND	5.0	0.89	06/02/22 18:29	

LABORATORY CONTROL SAMPLE: 3663069

Parameter	Units	Spike Conc.	LCS Result	LCS % Rec	% Rec Limits	Qualifiers
Lead	ug/L	100	102	102	80-120	

MATRIX SPIKE & MATRIX SPIKE DUPLICATE: 3663070 3663071

Parameter	Units	92607178001 Result	MS Spike Conc.	MSD Spike Conc.	MS Result	MSD Result	MS % Rec	MSD % Rec	% Rec Limits	RPD	Max RPD	Qual
Lead	ug/L	ND	100	100	100	104	100	103	75-125	4	20	

Results presented on this page are in the units indicated by the "Units" column except where an alternate unit is presented to the right of the result.

REPORT OF LABORATORY ANALYSIS

This report shall not be reproduced, except in full,
without the written consent of Pace Analytical Services, LLC.

Pace Analytical Services, LLC
9800 Kincey Ave. Suite 100
Huntersville, NC 28078
(704)875-9092

QUALITY CONTROL DATA

Project: CPC HUNTERSVILLE (GW)
Pace Project No.: 92607180

QC Batch: 701645 | Analysis Method: SM 6200B
QC Batch Method: SM 6200B | Analysis Description: 6200B MSV
Laboratory: Pace Analytical Services - Charlotte

Associated Lab Samples: 92607180001, 92607180002, 92607180003, 92607180004, 92607180006

METHOD BLANK: 3662190 Matrix: Water

Associated Lab Samples: 92607180001, 92607180002, 92607180003, 92607180004, 92607180006

Parameter	Units	Blank Result	Reporting Limit	MDL	Analyzed	Qualifiers
1,1,1,2-Tetrachloroethane	ug/L	ND	0.50	0.31	06/01/22 23:46	
1,1,1-Trichloroethane	ug/L	ND	0.50	0.33	06/01/22 23:46	
1,1,2,2-Tetrachloroethane	ug/L	ND	0.50	0.22	06/01/22 23:46	
1,1,2-Trichloroethane	ug/L	ND	0.50	0.32	06/01/22 23:46	
1,1-Dichloroethane	ug/L	ND	0.50	0.37	06/01/22 23:46	
1,1-Dichloroethene	ug/L	ND	0.50	0.35	06/01/22 23:46	
1,1-Dichloropropene	ug/L	ND	0.50	0.43	06/01/22 23:46	
1,2,3-Trichlorobenzene	ug/L	ND	2.0	0.81	06/01/22 23:46	
1,2,3-Trichloropropane	ug/L	ND	0.50	0.26	06/01/22 23:46	
1,2,4-Trichlorobenzene	ug/L	ND	2.0	0.64	06/01/22 23:46	
1,2,4-Trimethylbenzene	ug/L	ND	0.50	0.50	06/01/22 23:46	
1,2-Dibromo-3-chloropropane	ug/L	ND	1.0	0.34	06/01/22 23:46	
1,2-Dibromoethane (EDB)	ug/L	ND	0.50	0.27	06/01/22 23:46	
1,2-Dichlorobenzene	ug/L	ND	0.50	0.34	06/01/22 23:46	
1,2-Dichloroethane	ug/L	ND	0.50	0.32	06/01/22 23:46	
1,2-Dichloropropane	ug/L	ND	0.50	0.36	06/01/22 23:46	
1,3,5-Trimethylbenzene	ug/L	ND	0.50	0.33	06/01/22 23:46	
1,3-Dichlorobenzene	ug/L	ND	0.50	0.34	06/01/22 23:46	
1,3-Dichloropropane	ug/L	ND	0.50	0.28	06/01/22 23:46	
1,4-Dichlorobenzene	ug/L	ND	0.50	0.33	06/01/22 23:46	
2,2-Dichloropropane	ug/L	ND	0.50	0.39	06/01/22 23:46	
2-Chlorotoluene	ug/L	ND	0.50	0.32	06/01/22 23:46	
4-Chlorotoluene	ug/L	ND	0.50	0.32	06/01/22 23:46	
Benzene	ug/L	ND	0.50	0.34	06/01/22 23:46	
Bromobenzene	ug/L	ND	0.50	0.29	06/01/22 23:46	
Bromochloromethane	ug/L	ND	0.50	0.47	06/01/22 23:46	
Bromodichloromethane	ug/L	ND	0.50	0.31	06/01/22 23:46	
Bromoform	ug/L	ND	0.50	0.34	06/01/22 23:46	
Bromomethane	ug/L	ND	5.0	1.7	06/01/22 23:46	
Carbon tetrachloride	ug/L	ND	0.50	0.33	06/01/22 23:46	
Chlorobenzene	ug/L	ND	0.50	0.28	06/01/22 23:46	
Chloroethane	ug/L	ND	1.0	0.65	06/01/22 23:46	
Chloroform	ug/L	ND	0.50	0.43	06/01/22 23:46	
Chloromethane	ug/L	ND	1.0	0.54	06/01/22 23:46	
cis-1,2-Dichloroethene	ug/L	ND	0.50	0.38	06/01/22 23:46	
cis-1,3-Dichloropropene	ug/L	ND	0.50	0.36	06/01/22 23:46	
Dibromochloromethane	ug/L	ND	0.50	0.36	06/01/22 23:46	
Dibromomethane	ug/L	ND	0.50	0.39	06/01/22 23:46	
Dichlorodifluoromethane	ug/L	ND	0.50	0.35	06/01/22 23:46	
Diisopropyl ether	ug/L	ND	0.50	0.31	06/01/22 23:46	

Results presented on this page are in the units indicated by the "Units" column except where an alternate unit is presented to the right of the result.

REPORT OF LABORATORY ANALYSIS

This report shall not be reproduced, except in full,
without the written consent of Pace Analytical Services, LLC.

Pace Analytical Services, LLC
9800 Kincey Ave. Suite 100
Huntersville, NC 28078
(704)875-9092

QUALITY CONTROL DATA

Project: CPC HUNTERSVILLE (GW)
Pace Project No.: 92607180

METHOD BLANK: 3662190 Matrix: Water
Associated Lab Samples: 92607180001, 92607180002, 92607180003, 92607180004, 92607180006

Parameter	Units	Blank Result	Reporting Limit	MDL	Analyzed	Qualifiers
Ethylbenzene	ug/L	ND	0.50	0.30	06/01/22 23:46	
Hexachloro-1,3-butadiene	ug/L	ND	2.0	1.5	06/01/22 23:46	
Isopropylbenzene (Cumene)	ug/L	ND	0.50	0.33	06/01/22 23:46	
m&p-Xylene	ug/L	ND	1.0	0.71	06/01/22 23:46	
Methyl-tert-butyl ether	ug/L	ND	0.50	0.42	06/01/22 23:46	
Methylene Chloride	ug/L	ND	2.0	2.0	06/01/22 23:46	
n-Butylbenzene	ug/L	ND	0.50	0.49	06/01/22 23:46	
n-Propylbenzene	ug/L	ND	0.50	0.34	06/01/22 23:46	
Naphthalene	ug/L	ND	2.0	0.64	06/01/22 23:46	
o-Xylene	ug/L	ND	0.50	0.34	06/01/22 23:46	
sec-Butylbenzene	ug/L	ND	0.50	0.40	06/01/22 23:46	
Styrene	ug/L	ND	0.50	0.29	06/01/22 23:46	
tert-Butylbenzene	ug/L	ND	0.50	0.32	06/01/22 23:46	
Tetrachloroethene	ug/L	ND	0.50	0.29	06/01/22 23:46	
Toluene	ug/L	ND	0.50	0.48	06/01/22 23:46	
trans-1,2-Dichloroethene	ug/L	ND	0.50	0.40	06/01/22 23:46	
trans-1,3-Dichloropropene	ug/L	ND	0.50	0.36	06/01/22 23:46	
Trichloroethene	ug/L	ND	0.50	0.38	06/01/22 23:46	
Trichlorofluoromethane	ug/L	ND	1.0	0.30	06/01/22 23:46	
Vinyl chloride	ug/L	ND	1.0	0.39	06/01/22 23:46	
1,2-Dichloroethane-d4 (S)	%	89	70-130		06/01/22 23:46	
4-Bromofluorobenzene (S)	%	98	70-130		06/01/22 23:46	
Toluene-d8 (S)	%	106	70-130		06/01/22 23:46	

LABORATORY CONTROL SAMPLE: 3662191

Parameter	Units	Spike Conc.	LCS Result	LCS % Rec	% Rec Limits	Qualifiers
1,1,1,2-Tetrachloroethane	ug/L	50	51.5	103	60-140	
1,1,1-Trichloroethane	ug/L	50	53.8	108	60-140	
1,1,2,2-Tetrachloroethane	ug/L	50	46.8	94	60-140	
1,1,2-Trichloroethane	ug/L	50	50.5	101	60-140	
1,1-Dichloroethane	ug/L	50	49.4	99	60-140	
1,1-Dichloroethene	ug/L	50	55.1	110	60-140	
1,1-Dichloropropene	ug/L	50	52.2	104	60-140	
1,2,3-Trichlorobenzene	ug/L	50	49.7	99	60-140	
1,2,3-Trichloropropane	ug/L	50	45.2	90	60-140	
1,2,4-Trichlorobenzene	ug/L	50	49.1	98	60-140	
1,2,4-Trimethylbenzene	ug/L	50	48.7	97	60-140	
1,2-Dibromo-3-chloropropane	ug/L	50	46.1	92	60-140	
1,2-Dibromoethane (EDB)	ug/L	50	50.9	102	60-140	
1,2-Dichlorobenzene	ug/L	50	47.8	96	60-140	
1,2-Dichloroethane	ug/L	50	50.4	101	60-140	
1,2-Dichloropropane	ug/L	50	53.4	107	60-140	
1,3,5-Trimethylbenzene	ug/L	50	50.1	100	60-140	

Results presented on this page are in the units indicated by the "Units" column except where an alternate unit is presented to the right of the result.

REPORT OF LABORATORY ANALYSIS

This report shall not be reproduced, except in full,
without the written consent of Pace Analytical Services, LLC.

Pace Analytical Services, LLC
9800 Kincey Ave. Suite 100
Huntersville, NC 28078
(704)875-9092

QUALITY CONTROL DATA

Project: CPC HUNTERSVILLE (GW)
Pace Project No.: 92607180

LABORATORY CONTROL SAMPLE: 3662191

Parameter	Units	Spike Conc.	LCS Result	LCS % Rec	% Rec Limits	Qualifiers
1,3-Dichlorobenzene	ug/L	50	48.6	97	60-140	
1,3-Dichloropropane	ug/L	50	51.6	103	60-140	
1,4-Dichlorobenzene	ug/L	50	47.5	95	60-140	
2,2-Dichloropropane	ug/L	50	50.6	101	60-140	
2-Chlorotoluene	ug/L	50	46.7	93	60-140	
4-Chlorotoluene	ug/L	50	46.5	93	60-140	
Benzene	ug/L	50	50.1	100	60-140	
Bromobenzene	ug/L	50	47.4	95	60-140	
Bromochloromethane	ug/L	50	47.0	94	60-140	
Bromodichloromethane	ug/L	50	47.5	95	60-140	
Bromoform	ug/L	50	49.3	99	60-140	
Bromomethane	ug/L	50	61.5	123	60-140	
Carbon tetrachloride	ug/L	50	56.1	112	60-140	
Chlorobenzene	ug/L	50	49.6	99	60-140	
Chloroethane	ug/L	50	69.7	139	60-140	
Chloroform	ug/L	50	48.5	97	60-140	
Chloromethane	ug/L	50	56.2	112	60-140	
cis-1,2-Dichloroethene	ug/L	50	50.3	101	60-140	
cis-1,3-Dichloropropene	ug/L	50	53.0	106	60-140	
Dibromochloromethane	ug/L	50	49.9	100	60-140	
Dibromomethane	ug/L	50	48.8	98	60-140	
Dichlorodifluoromethane	ug/L	50	66.4	133	60-140	
Diisopropyl ether	ug/L	50	53.9	108	60-140	
Ethylbenzene	ug/L	50	48.9	98	60-140	
Hexachloro-1,3-butadiene	ug/L	50	53.5	107	60-140	
Isopropylbenzene (Cumene)	ug/L	50	49.7	99	60-140	
m&p-Xylene	ug/L	100	97.2	97	60-140	
Methyl-tert-butyl ether	ug/L	50	50.9	102	60-140	
Methylene Chloride	ug/L	50	47.3	95	60-140	
n-Butylbenzene	ug/L	50	51.7	103	60-140	
n-Propylbenzene	ug/L	50	48.2	96	60-140	
Naphthalene	ug/L	50	49.7	99	60-140	
o-Xylene	ug/L	50	48.6	97	60-140	
sec-Butylbenzene	ug/L	50	50.4	101	60-140	
Styrene	ug/L	50	48.8	98	60-140	
tert-Butylbenzene	ug/L	50	41.5	83	60-140	
Tetrachloroethene	ug/L	50	52.7	105	60-140	
Toluene	ug/L	50	46.9	94	60-140	
trans-1,2-Dichloroethene	ug/L	50	53.5	107	60-140	
trans-1,3-Dichloropropene	ug/L	50	51.1	102	60-140	
Trichloroethene	ug/L	50	57.6	115	60-140	
Trichlorofluoromethane	ug/L	50	63.0	126	60-140	
Vinyl chloride	ug/L	50	62.9	126	60-140	
1,2-Dichloroethane-d4 (S)	%			95	70-130	
4-Bromofluorobenzene (S)	%			97	70-130	
Toluene-d8 (S)	%			96	70-130	

Results presented on this page are in the units indicated by the "Units" column except where an alternate unit is presented to the right of the result.

REPORT OF LABORATORY ANALYSIS

This report shall not be reproduced, except in full,
without the written consent of Pace Analytical Services, LLC.

Pace Analytical Services, LLC
9800 Kincey Ave. Suite 100
Huntersville, NC 28078
(704)875-9092

QUALITY CONTROL DATA

Project: CPC HUNTERSVILLE (GW)
Pace Project No.: 92607180

MATRIX SPIKE & MATRIX SPIKE DUPLICATE: 3662192 3662193

Parameter	Units	92607178001 Result	MS Spike Conc.	MSD Spike Conc.	MS Result	MSD Result	MS % Rec	MSD % Rec	% Rec Limits	RPD	Max RPD	Qual
1,1,1,2-Tetrachloroethane	ug/L	ND	20	20	21.4	20.9	107	105	60-140	2	30	
1,1,1-Trichloroethane	ug/L	ND	20	20	23.3	23.8	117	119	60-140	2	30	
1,1,2,2-Tetrachloroethane	ug/L	ND	20	20	20.8	20.1	104	101	60-140	3	30	
1,1,2-Trichloroethane	ug/L	ND	20	20	21.7	21.1	108	106	60-140	3	30	
1,1-Dichloroethane	ug/L	ND	20	20	22.1	21.8	110	109	60-140	1	30	
1,1-Dichloroethene	ug/L	ND	20	20	24.5	24.9	122	125	60-140	2	30	
1,1-Dichloropropene	ug/L	ND	20	20	22.3	22.3	112	111	60-140	0	30	
1,2,3-Trichlorobenzene	ug/L	ND	20	20	23.3	22.4	116	112	60-140	4	30	
1,2,3-Trichloropropane	ug/L	ND	20	20	20.9	20.3	105	102	60-140	3	30	
1,2,4-Trichlorobenzene	ug/L	ND	20	20	22.4	21.7	112	108	60-140	4	30	
1,2,4-Trimethylbenzene	ug/L	ND	20	20	21.1	21.3	106	107	60-140	1	30	
1,2-Dibromo-3-chloropropane	ug/L	ND	20	20	18.2	18.3	91	92	60-140	1	30	
1,2-Dibromoethane (EDB)	ug/L	ND	20	20	22.0	21.0	110	105	60-140	5	30	
1,2-Dichlorobenzene	ug/L	ND	20	20	20.4	20.7	102	104	60-140	2	30	
1,2-Dichloroethane	ug/L	ND	20	20	21.8	21.6	109	108	60-140	1	30	
1,2-Dichloropropane	ug/L	ND	20	20	23.4	22.9	117	114	60-140	2	30	
1,3,5-Trimethylbenzene	ug/L	ND	20	20	22.0	22.5	110	112	60-140	2	30	
1,3-Dichlorobenzene	ug/L	ND	20	20	20.9	21.0	105	105	60-140	0	30	
1,3-Dichloropropane	ug/L	ND	20	20	21.8	21.5	109	107	60-140	2	30	
1,4-Dichlorobenzene	ug/L	ND	20	20	20.4	20.9	102	104	60-140	2	30	
2,2-Dichloropropane	ug/L	ND	20	20	23.1	23.1	116	116	60-140	0	30	
2-Chlorotoluene	ug/L	ND	20	20	20.5	20.6	102	103	60-140	1	30	
4-Chlorotoluene	ug/L	ND	20	20	20.8	20.6	104	103	60-140	1	30	
Benzene	ug/L	ND	20	20	22.0	21.5	110	108	60-140	2	30	
Bromobenzene	ug/L	ND	20	20	20.1	20.3	101	102	60-140	1	30	
Bromochloromethane	ug/L	ND	20	20	20.4	20.5	102	103	60-140	1	30	
Bromodichloromethane	ug/L	ND	20	20	20.3	19.5	102	98	60-140	4	30	
Bromoform	ug/L	ND	20	20	19.9	19.0	99	95	60-140	5	30	
Bromomethane	ug/L	ND	20	20	29.3	30.2	147	151	60-140	3	30	M1
Carbon tetrachloride	ug/L	ND	20	20	24.5	24.2	123	121	60-140	1	30	
Chlorobenzene	ug/L	ND	20	20	21.9	21.5	109	108	60-140	2	30	
Chloroethane	ug/L	ND	20	20	29.9	29.8	149	149	60-140	0	30	M1
Chloroform	ug/L	ND	20	20	19.0	18.7	95	94	60-140	2	30	
Chloromethane	ug/L	ND	20	20	24.7	24.9	124	125	60-140	1	30	
cis-1,2-Dichloroethene	ug/L	ND	20	20	22.1	22.5	111	113	60-140	2	30	
cis-1,3-Dichloropropene	ug/L	ND	20	20	21.8	21.6	109	108	60-140	1	30	
Dibromochloromethane	ug/L	ND	20	20	20.6	19.8	103	99	60-140	4	30	
Dibromomethane	ug/L	ND	20	20	21.5	21.3	108	107	60-140	1	30	
Dichlorodifluoromethane	ug/L	ND	20	20	25.8	25.9	129	129	60-140	0	30	
Diisopropyl ether	ug/L	ND	20	20	21.4	21.2	107	106	60-140	1	30	
Ethylbenzene	ug/L	ND	20	20	22.1	21.9	111	109	60-140	1	30	
Hexachloro-1,3-butadiene	ug/L	ND	20	20	26.9	27.2	134	136	60-140	1	30	
Isopropylbenzene (Cumene)	ug/L	ND	20	20	22.5	22.0	113	110	60-140	2	30	
m&p-Xylene	ug/L	ND	40	40	45.1	43.6	113	109	60-140	3	30	

Results presented on this page are in the units indicated by the "Units" column except where an alternate unit is presented to the right of the result.

REPORT OF LABORATORY ANALYSIS

This report shall not be reproduced, except in full,
without the written consent of Pace Analytical Services, LLC.

Pace Analytical Services, LLC
9800 Kincey Ave. Suite 100
Huntersville, NC 28078
(704)875-9092

QUALITY CONTROL DATA

Project: CPC HUNTERSVILLE (GW)
Pace Project No.: 92607180

MATRIX SPIKE & MATRIX SPIKE DUPLICATE: 3662192 3662193

Parameter	Units	92607178001 Result	MS Spike Conc.	MSD Spike Conc.	MS Result	MSD Result	MS % Rec	MSD % Rec	% Rec Limits	RPD	Max RPD	Qual
Methyl-tert-butyl ether	ug/L	ND	20	20	19.9	19.6	100	98	60-140	1	30	
Methylene Chloride	ug/L	ND	20	20	17.8	17.8	89	89	60-140	0	30	
n-Butylbenzene	ug/L	ND	20	20	24.4	24.4	122	122	60-140	0	30	
n-Propylbenzene	ug/L	ND	20	20	21.5	21.9	108	109	60-140	2	30	
Naphthalene	ug/L	ND	20	20	21.1	21.1	106	106	60-140	0	30	
o-Xylene	ug/L	ND	20	20	22.3	21.4	112	107	60-140	4	30	
sec-Butylbenzene	ug/L	ND	20	20	23.2	23.6	116	118	60-140	2	30	
Styrene	ug/L	ND	20	20	21.9	21.2	109	106	60-140	3	30	
tert-Butylbenzene	ug/L	ND	20	20	18.4	18.6	92	93	60-140	1	30	
Tetrachloroethene	ug/L	ND	20	20	23.0	22.5	115	112	60-140	2	30	
Toluene	ug/L	ND	20	20	21.2	21.1	106	106	60-140	0	30	
trans-1,2-Dichloroethene	ug/L	ND	20	20	23.6	23.9	118	119	60-140	1	30	
trans-1,3-Dichloropropene	ug/L	ND	20	20	21.6	20.6	108	103	60-140	5	30	
Trichloroethene	ug/L	ND	20	20	24.7	24.7	123	123	60-140	0	30	
Trichlorofluoromethane	ug/L	ND	20	20	27.9	28.8	140	144	60-140	3	30	M1
Vinyl chloride	ug/L	ND	20	20	27.7	27.6	138	138	60-140	0	30	
1,2-Dichloroethane-d4 (S)	%						97	102	70-130			
4-Bromofluorobenzene (S)	%						100	98	70-130			
Toluene-d8 (S)	%						98	97	70-130			

Results presented on this page are in the units indicated by the "Units" column except where an alternate unit is presented to the right of the result.

REPORT OF LABORATORY ANALYSIS

This report shall not be reproduced, except in full,
without the written consent of Pace Analytical Services, LLC.

Pace Analytical Services, LLC
9800 Kincey Ave. Suite 100
Huntersville, NC 28078
(704)875-9092

QUALITY CONTROL DATA

Project: CPC HUNTERSVILLE (GW)
Pace Project No.: 92607180

QC Batch: 701748
QC Batch Method: SM 6200B
Analysis Method: SM 6200B
Analysis Description: 6200B MSV
Laboratory: Pace Analytical Services - Charlotte

Associated Lab Samples: 92607180005

METHOD BLANK: 3662828 Matrix: Water

Associated Lab Samples: 92607180005

Parameter	Units	Blank Result	Reporting Limit	MDL	Analyzed	Qualifiers
1,1,1,2-Tetrachloroethane	ug/L	ND	0.50	0.31	06/02/22 22:38	
1,1,1-Trichloroethane	ug/L	ND	0.50	0.33	06/02/22 22:38	
1,1,2,2-Tetrachloroethane	ug/L	ND	0.50	0.22	06/02/22 22:38	
1,1,2-Trichloroethane	ug/L	ND	0.50	0.32	06/02/22 22:38	
1,1-Dichloroethane	ug/L	ND	0.50	0.37	06/02/22 22:38	
1,1-Dichloroethene	ug/L	ND	0.50	0.35	06/02/22 22:38	
1,1-Dichloropropene	ug/L	ND	0.50	0.43	06/02/22 22:38	
1,2,3-Trichlorobenzene	ug/L	ND	2.0	0.81	06/02/22 22:38	
1,2,3-Trichloropropane	ug/L	ND	0.50	0.26	06/02/22 22:38	
1,2,4-Trichlorobenzene	ug/L	ND	2.0	0.64	06/02/22 22:38	
1,2,4-Trimethylbenzene	ug/L	ND	0.50	0.50	06/02/22 22:38	
1,2-Dibromo-3-chloropropane	ug/L	ND	1.0	0.34	06/02/22 22:38	
1,2-Dibromoethane (EDB)	ug/L	ND	0.50	0.27	06/02/22 22:38	
1,2-Dichlorobenzene	ug/L	ND	0.50	0.34	06/02/22 22:38	
1,2-Dichloroethane	ug/L	ND	0.50	0.32	06/02/22 22:38	
1,2-Dichloropropane	ug/L	ND	0.50	0.36	06/02/22 22:38	
1,3,5-Trimethylbenzene	ug/L	ND	0.50	0.33	06/02/22 22:38	
1,3-Dichlorobenzene	ug/L	ND	0.50	0.34	06/02/22 22:38	
1,3-Dichloropropane	ug/L	ND	0.50	0.28	06/02/22 22:38	
1,4-Dichlorobenzene	ug/L	ND	0.50	0.33	06/02/22 22:38	
2,2-Dichloropropane	ug/L	ND	0.50	0.39	06/02/22 22:38	
2-Chlorotoluene	ug/L	ND	0.50	0.32	06/02/22 22:38	
4-Chlorotoluene	ug/L	ND	0.50	0.32	06/02/22 22:38	
Benzene	ug/L	ND	0.50	0.34	06/02/22 22:38	
Bromobenzene	ug/L	ND	0.50	0.29	06/02/22 22:38	
Bromochloromethane	ug/L	ND	0.50	0.47	06/02/22 22:38	
Bromodichloromethane	ug/L	ND	0.50	0.31	06/02/22 22:38	
Bromoform	ug/L	ND	0.50	0.34	06/02/22 22:38	
Bromomethane	ug/L	ND	5.0	1.7	06/02/22 22:38	
Carbon tetrachloride	ug/L	ND	0.50	0.33	06/02/22 22:38	
Chlorobenzene	ug/L	ND	0.50	0.28	06/02/22 22:38	
Chloroethane	ug/L	ND	1.0	0.65	06/02/22 22:38	
Chloroform	ug/L	ND	0.50	0.43	06/02/22 22:38	
Chloromethane	ug/L	ND	1.0	0.54	06/02/22 22:38	
cis-1,2-Dichloroethene	ug/L	ND	0.50	0.38	06/02/22 22:38	
cis-1,3-Dichloropropene	ug/L	ND	0.50	0.36	06/02/22 22:38	
Dibromochloromethane	ug/L	ND	0.50	0.36	06/02/22 22:38	
Dibromomethane	ug/L	ND	0.50	0.39	06/02/22 22:38	
Dichlorodifluoromethane	ug/L	ND	0.50	0.35	06/02/22 22:38	
Diisopropyl ether	ug/L	ND	0.50	0.31	06/02/22 22:38	

Results presented on this page are in the units indicated by the "Units" column except where an alternate unit is presented to the right of the result.

REPORT OF LABORATORY ANALYSIS

This report shall not be reproduced, except in full,
without the written consent of Pace Analytical Services, LLC.

Pace Analytical Services, LLC
9800 Kincey Ave. Suite 100
Huntersville, NC 28078
(704)875-9092

QUALITY CONTROL DATA

Project: CPC HUNTERSVILLE (GW)
Pace Project No.: 92607180

METHOD BLANK: 3662828 Matrix: Water
Associated Lab Samples: 92607180005

Parameter	Units	Blank Result	Reporting Limit	MDL	Analyzed	Qualifiers
Ethylbenzene	ug/L	ND	0.50	0.30	06/02/22 22:38	
Hexachloro-1,3-butadiene	ug/L	ND	2.0	1.5	06/02/22 22:38	
Isopropylbenzene (Cumene)	ug/L	ND	0.50	0.33	06/02/22 22:38	
m&p-Xylene	ug/L	ND	1.0	0.71	06/02/22 22:38	
Methyl-tert-butyl ether	ug/L	ND	0.50	0.42	06/02/22 22:38	
Methylene Chloride	ug/L	ND	2.0	2.0	06/02/22 22:38	
n-Butylbenzene	ug/L	ND	0.50	0.49	06/02/22 22:38	
n-Propylbenzene	ug/L	ND	0.50	0.34	06/02/22 22:38	
Naphthalene	ug/L	ND	2.0	0.64	06/02/22 22:38	
o-Xylene	ug/L	ND	0.50	0.34	06/02/22 22:38	
sec-Butylbenzene	ug/L	ND	0.50	0.40	06/02/22 22:38	
Styrene	ug/L	ND	0.50	0.29	06/02/22 22:38	
tert-Butylbenzene	ug/L	ND	0.50	0.32	06/02/22 22:38	
Tetrachloroethene	ug/L	ND	0.50	0.29	06/02/22 22:38	
Toluene	ug/L	ND	0.50	0.48	06/02/22 22:38	
trans-1,2-Dichloroethene	ug/L	ND	0.50	0.40	06/02/22 22:38	
trans-1,3-Dichloropropene	ug/L	ND	0.50	0.36	06/02/22 22:38	
Trichloroethene	ug/L	ND	0.50	0.38	06/02/22 22:38	
Trichlorofluoromethane	ug/L	ND	1.0	0.30	06/02/22 22:38	
Vinyl chloride	ug/L	ND	1.0	0.39	06/02/22 22:38	
1,2-Dichloroethane-d4 (S)	%	91	70-130		06/02/22 22:38	
4-Bromofluorobenzene (S)	%	100	70-130		06/02/22 22:38	
Toluene-d8 (S)	%	106	70-130		06/02/22 22:38	

LABORATORY CONTROL SAMPLE: 3662829

Parameter	Units	Spike Conc.	LCS Result	LCS % Rec	% Rec Limits	Qualifiers
1,1,1,2-Tetrachloroethane	ug/L	50	50.5	101	60-140	
1,1,1-Trichloroethane	ug/L	50	50.6	101	60-140	
1,1,2,2-Tetrachloroethane	ug/L	50	46.5	93	60-140	
1,1,2-Trichloroethane	ug/L	50	49.3	99	60-140	
1,1-Dichloroethane	ug/L	50	46.9	94	60-140	
1,1-Dichloroethene	ug/L	50	51.7	103	60-140	
1,1-Dichloropropene	ug/L	50	49.0	98	60-140	
1,2,3-Trichlorobenzene	ug/L	50	48.7	97	60-140	
1,2,3-Trichloropropane	ug/L	50	46.1	92	60-140	
1,2,4-Trichlorobenzene	ug/L	50	46.6	93	60-140	
1,2,4-Trimethylbenzene	ug/L	50	47.7	95	60-140	
1,2-Dibromo-3-chloropropane	ug/L	50	43.7	87	60-140	
1,2-Dibromoethane (EDB)	ug/L	50	50.4	101	60-140	
1,2-Dichlorobenzene	ug/L	50	47.0	94	60-140	
1,2-Dichloroethane	ug/L	50	48.8	98	60-140	
1,2-Dichloropropane	ug/L	50	53.1	106	60-140	
1,3,5-Trimethylbenzene	ug/L	50	48.6	97	60-140	

Results presented on this page are in the units indicated by the "Units" column except where an alternate unit is presented to the right of the result.

REPORT OF LABORATORY ANALYSIS

This report shall not be reproduced, except in full,
without the written consent of Pace Analytical Services, LLC.

Pace Analytical Services, LLC
9800 Kincey Ave. Suite 100
Huntersville, NC 28078
(704)875-9092

QUALITY CONTROL DATA

Project: CPC HUNTERSVILLE (GW)
Pace Project No.: 92607180

LABORATORY CONTROL SAMPLE: 3662829

Parameter	Units	Spike Conc.	LCS Result	LCS % Rec	% Rec Limits	Qualifiers
1,3-Dichlorobenzene	ug/L	50	47.5	95	60-140	
1,3-Dichloropropane	ug/L	50	51.4	103	60-140	
1,4-Dichlorobenzene	ug/L	50	46.3	93	60-140	
2,2-Dichloropropane	ug/L	50	48.0	96	60-140	
2-Chlorotoluene	ug/L	50	45.6	91	60-140	
4-Chlorotoluene	ug/L	50	45.5	91	60-140	
Benzene	ug/L	50	48.4	97	60-140	
Bromobenzene	ug/L	50	46.2	92	60-140	
Bromochloromethane	ug/L	50	43.8	88	60-140	
Bromodichloromethane	ug/L	50	45.4	91	60-140	
Bromoform	ug/L	50	47.1	94	60-140	
Bromomethane	ug/L	50	57.0	114	60-140	
Carbon tetrachloride	ug/L	50	52.4	105	60-140	
Chlorobenzene	ug/L	50	48.8	98	60-140	
Chloroethane	ug/L	50	66.8	134	60-140	
Chloroform	ug/L	50	45.6	91	60-140	
Chloromethane	ug/L	50	52.5	105	60-140	
cis-1,2-Dichloroethene	ug/L	50	47.9	96	60-140	
cis-1,3-Dichloropropene	ug/L	50	51.2	102	60-140	
Dibromochloromethane	ug/L	50	48.6	97	60-140	
Dibromomethane	ug/L	50	46.7	93	60-140	
Dichlorodifluoromethane	ug/L	50	57.3	115	60-140	
Diisopropyl ether	ug/L	50	52.6	105	60-140	
Ethylbenzene	ug/L	50	49.1	98	60-140	
Hexachloro-1,3-butadiene	ug/L	50	50.5	101	60-140	
Isopropylbenzene (Cumene)	ug/L	50	48.8	98	60-140	
m&p-Xylene	ug/L	100	96.4	96	60-140	
Methyl-tert-butyl ether	ug/L	50	48.8	98	60-140	
Methylene Chloride	ug/L	50	44.9	90	60-140	
n-Butylbenzene	ug/L	50	50.4	101	60-140	
n-Propylbenzene	ug/L	50	47.3	95	60-140	
Naphthalene	ug/L	50	48.9	98	60-140	
o-Xylene	ug/L	50	47.4	95	60-140	
sec-Butylbenzene	ug/L	50	48.9	98	60-140	
Styrene	ug/L	50	48.1	96	60-140	
tert-Butylbenzene	ug/L	50	40.1	80	60-140	
Tetrachloroethene	ug/L	50	51.8	104	60-140	
Toluene	ug/L	50	45.6	91	60-140	
trans-1,2-Dichloroethene	ug/L	50	50.4	101	60-140	
trans-1,3-Dichloropropene	ug/L	50	49.5	99	60-140	
Trichloroethene	ug/L	50	56.0	112	60-140	
Trichlorofluoromethane	ug/L	50	61.2	122	60-140	
Vinyl chloride	ug/L	50	58.1	116	60-140	
1,2-Dichloroethane-d4 (S)	%			96	70-130	
4-Bromofluorobenzene (S)	%			98	70-130	
Toluene-d8 (S)	%			95	70-130	

Results presented on this page are in the units indicated by the "Units" column except where an alternate unit is presented to the right of the result.

REPORT OF LABORATORY ANALYSIS

This report shall not be reproduced, except in full,
without the written consent of Pace Analytical Services, LLC.

Pace Analytical Services, LLC
9800 Kincey Ave. Suite 100
Huntersville, NC 28078
(704)875-9092

QUALITY CONTROL DATA

Project: CPC HUNTERSVILLE (GW)
Pace Project No.: 92607180

MATRIX SPIKE & MATRIX SPIKE DUPLICATE: 3662830 3662831

Parameter	Units	92606660003 Result	MS Spike Conc.	MSD Spike Conc.	MS Result	MSD Result	MS % Rec	MSD % Rec	% Rec Limits	RPD	Max RPD	Qual
1,1,1,2-Tetrachloroethane	ug/L	ND	5000	5000	5730	5820	115	116	60-140	2	30	
1,1,1-Trichloroethane	ug/L	ND	5000	5000	6320	6320	126	126	60-140	0	30	
1,1,2,2-Tetrachloroethane	ug/L	ND	5000	5000	5330	5480	107	110	60-140	3	30	
1,1,2-Trichloroethane	ug/L	ND	5000	5000	5750	5650	115	113	60-140	2	30	
1,1-Dichloroethane	ug/L	ND	5000	5000	5910	5800	118	116	60-140	2	30	
1,1-Dichloroethene	ug/L	ND	5000	5000	6600	6560	132	131	60-140	1	30	
1,1-Dichloropropene	ug/L	ND	5000	5000	5980	5910	120	118	60-140	1	30	
1,2,3-Trichlorobenzene	ug/L	ND	5000	5000	5040	5300	101	106	60-140	5	30	
1,2,3-Trichloropropane	ug/L	ND	5000	5000	5350	5370	107	107	60-140	0	30	
1,2,4-Trichlorobenzene	ug/L	ND	5000	5000	4930	5310	99	106	60-140	7	30	
1,2,4-Trimethylbenzene	ug/L	1540	5000	5000	7180	7040	113	110	60-140	2	30	
1,2-Dibromo-3-chloropropane	ug/L	ND	5000	5000	4760	4800	95	96	60-140	1	30	
1,2-Dibromoethane (EDB)	ug/L	ND	5000	5000	5810	5660	116	113	60-140	3	30	
1,2-Dichlorobenzene	ug/L	ND	5000	5000	5450	5390	109	108	60-140	1	30	
1,2-Dichloroethane	ug/L	ND	5000	5000	5970	5770	119	115	60-140	3	30	
1,2-Dichloropropane	ug/L	ND	5000	5000	6190	6170	124	123	60-140	0	30	
1,3,5-Trimethylbenzene	ug/L	401	5000	5000	6170	6150	115	115	60-140	0	30	
1,3-Dichlorobenzene	ug/L	ND	5000	5000	5490	5440	110	109	60-140	1	30	
1,3-Dichloropropane	ug/L	ND	5000	5000	5810	5710	116	114	60-140	2	30	
1,4-Dichlorobenzene	ug/L	ND	5000	5000	5430	5350	109	107	60-140	1	30	
2,2-Dichloropropane	ug/L	ND	5000	5000	5060	4830	101	97	60-140	5	30	
2-Chlorotoluene	ug/L	ND	5000	5000	5490	5350	110	107	60-140	3	30	
4-Chlorotoluene	ug/L	ND	5000	5000	5430	5290	109	106	60-140	2	30	
Benzene	ug/L	861	5000	5000	6790	6770	119	118	60-140	0	30	
Bromobenzene	ug/L	ND	5000	5000	5370	5370	107	107	60-140	0	30	
Bromochloromethane	ug/L	ND	5000	5000	5480	5450	110	109	60-140	0	30	
Bromodichloromethane	ug/L	ND	5000	5000	5160	5140	103	103	60-140	1	30	
Bromoform	ug/L	ND	5000	5000	5020	4960	100	99	60-140	1	30	
Bromomethane	ug/L	ND	5000	5000	6770	7560	135	151	60-140	11	30	M1
Carbon tetrachloride	ug/L	ND	5000	5000	6380	6300	128	126	60-140	1	30	
Chlorobenzene	ug/L	ND	5000	5000	5680	5710	114	114	60-140	1	30	
Chloroethane	ug/L	ND	5000	5000	9020	8460	180	169	60-140	6	30	M1
Chloroform	ug/L	ND	5000	5000	5250	4860	105	97	60-140	8	30	
Chloromethane	ug/L	ND	5000	5000	6430	6420	129	128	60-140	0	30	
cis-1,2-Dichloroethene	ug/L	ND	5000	5000	6060	5910	121	118	60-140	2	30	
cis-1,3-Dichloropropene	ug/L	ND	5000	5000	5430	5500	109	110	60-140	1	30	
Dibromochloromethane	ug/L	ND	5000	5000	5240	5290	105	106	60-140	1	30	
Dibromomethane	ug/L	ND	5000	5000	5480	5560	110	111	60-140	1	30	
Dichlorodifluoromethane	ug/L	ND	5000	5000	6670	6620	133	132	60-140	1	30	
Diisopropyl ether	ug/L	ND	5000	5000	6260	6130	125	123	60-140	2	30	
Ethylbenzene	ug/L	2390	5000	5000	8280	8200	118	116	60-140	1	30	
Hexachloro-1,3-butadiene	ug/L	ND	5000	5000	5650	5610	113	112	60-140	1	30	
Isopropylbenzene (Cumene)	ug/L	ND	5000	5000	5930	5870	117	116	60-140	1	30	
m&p-Xylene	ug/L	7090	10000	10000	18600	18600	115	115	60-140	0	30	

Results presented on this page are in the units indicated by the "Units" column except where an alternate unit is presented to the right of the result.

REPORT OF LABORATORY ANALYSIS

This report shall not be reproduced, except in full,
without the written consent of Pace Analytical Services, LLC.

Pace Analytical Services, LLC
9800 Kincey Ave. Suite 100
Huntersville, NC 28078
(704)875-9092

QUALITY CONTROL DATA

Project: CPC HUNTERSVILLE (GW)
Pace Project No.: 92607180

MATRIX SPIKE & MATRIX SPIKE DUPLICATE: 3662830 3662831

Parameter	Units	92606660003 Result	MS Spike Conc.	MSD Spike Conc.	MS Result	MSD Result	MS % Rec	MSD % Rec	% Rec Limits	RPD	Max RPD	Qual
Methyl-tert-butyl ether	ug/L	ND	5000	5000	5440	5380	109	108	60-140	1	30	
Methylene Chloride	ug/L	ND	5000	5000	5360	5140	107	103	60-140	4	30	
n-Butylbenzene	ug/L	ND	5000	5000	5820	5870	116	117	60-140	1	30	
n-Propylbenzene	ug/L	219	5000	5000	5800	5710	112	110	60-140	2	30	
Naphthalene	ug/L	591	5000	5000	5610	5920	100	107	60-140	5	30	
o-Xylene	ug/L	3720	5000	5000	9470	9330	115	112	60-140	2	30	
sec-Butylbenzene	ug/L	ND	5000	5000	5840	5880	117	118	60-140	1	30	
Styrene	ug/L	ND	5000	5000	5780	5730	114	113	60-140	1	30	
tert-Butylbenzene	ug/L	ND	5000	5000	4830	4850	97	97	60-140	1	30	
Tetrachloroethene	ug/L	ND	5000	5000	6110	5970	122	119	60-140	2	30	
Toluene	ug/L	31900	5000	5000	35000	35000	61	61	60-140	0	30	
trans-1,2-Dichloroethene	ug/L	ND	5000	5000	6340	6190	127	124	60-140	2	30	
trans-1,3-Dichloropropene	ug/L	ND	5000	5000	5270	5290	105	106	60-140	0	30	
Trichloroethene	ug/L	ND	5000	5000	6490	6470	130	129	60-140	0	30	
Trichlorofluoromethane	ug/L	ND	5000	5000	7990	7750	160	155	60-140	3	30	M1
Vinyl chloride	ug/L	ND	5000	5000	7320	7230	146	145	60-140	1	30	M1
1,2-Dichloroethane-d4 (S)	%						105	98	70-130			
4-Bromofluorobenzene (S)	%						98	98	70-130			
Toluene-d8 (S)	%						96	96	70-130			

Results presented on this page are in the units indicated by the "Units" column except where an alternate unit is presented to the right of the result.

REPORT OF LABORATORY ANALYSIS

This report shall not be reproduced, except in full,
without the written consent of Pace Analytical Services, LLC.

Pace Analytical Services, LLC
9800 Kincey Ave. Suite 100
Huntersville, NC 28078
(704)875-9092

QUALIFIERS

Project: CPC HUNTERSVILLE (GW)
Pace Project No.: 92607180

DEFINITIONS

DF - Dilution Factor, if reported, represents the factor applied to the reported data due to dilution of the sample aliquot.

ND - Not Detected at or above adjusted reporting limit.

TNTC - Too Numerous To Count

J - Estimated concentration above the adjusted method detection limit and below the adjusted reporting limit.

MDL - Adjusted Method Detection Limit.

PQL - Practical Quantitation Limit.

RL - Reporting Limit - The lowest concentration value that meets project requirements for quantitative data with known precision and bias for a specific analyte in a specific matrix.

S - Surrogate

1,2-Diphenylhydrazine decomposes to and cannot be separated from Azobenzene using Method 8270. The result for each analyte is a combined concentration.

Consistent with EPA guidelines, unrounded data are displayed and have been used to calculate % recovery and RPD values.

LCS(D) - Laboratory Control Sample (Duplicate)

MS(D) - Matrix Spike (Duplicate)

DUP - Sample Duplicate

RPD - Relative Percent Difference

NC - Not Calculable.

SG - Silica Gel - Clean-Up

U - Indicates the compound was analyzed for, but not detected.

Acid preservation may not be appropriate for 2 Chloroethylvinyl ether.

A separate vial preserved to a pH of 4-5 is recommended in SW846 Chapter 4 for the analysis of Acrolein and Acrylonitrile by EPA Method 8260.

N-Nitrosodiphenylamine decomposes and cannot be separated from Diphenylamine using Method 8270. The result reported for each analyte is a combined concentration.

Reported results are not rounded until the final step prior to reporting. Therefore, calculated parameters that are typically reported as "Total" may vary slightly from the sum of the reported component parameters.

Pace Analytical is TNI accredited. Contact your Pace PM for the current list of accredited analytes.

TNI - The NELAC Institute.

ANALYTE QUALIFIERS

C0	Result confirmed by second analysis.
M1	Matrix spike recovery exceeded QC limits. Batch accepted based on laboratory control sample (LCS) recovery.
N2	The lab does not hold NELAC/TNI accreditation for this parameter but other accreditations/certifications may apply. A complete list of accreditations/certifications is available upon request.

This report shall not be reproduced, except in full,
without the written consent of Pace Analytical Services, LLC.

Pace Analytical Services, LLC
9800 Kincey Ave. Suite 100
Huntersville, NC 28078
(704)875-9092

QUALITY CONTROL DATA CROSS REFERENCE TABLE

Project: CPC HUNTERSVILLE (GW)
Pace Project No.: 92607180

Lab ID	Sample ID	QC Batch Method	QC Batch	Analytical Method	Analytical Batch
92607180001	**MW-64**	MADEP VPH	701723		
92607180002	**MW-65**	MADEP VPH	701723		
92607180003	**MW-74**	MADEP VPH	701723		
92607180004	**MW-70**	MADEP VPH	701723		
92607180005	**FB-1-20220531**	MADEP VPH	701723		
92607180001	**MW-64**	EPA 3005A	701857	EPA 6020B	701930
92607180002	**MW-65**	EPA 3005A	701857	EPA 6020B	701930
92607180003	**MW-74**	EPA 3005A	701857	EPA 6020B	701930
92607180004	**MW-70**	EPA 3005A	701857	EPA 6020B	701930
92607180001	**MW-64**	SM 6200B	701645		
92607180002	**MW-65**	SM 6200B	701645		
92607180003	**MW-74**	SM 6200B	701645		
92607180004	**MW-70**	SM 6200B	701645		
92607180005	**FB-1-20220531**	SM 6200B	701748		
92607180006	**TRIP BLANK**	SM 6200B	701645		

This report shall not be reproduced, except in full,
without the written consent of Pace Analytical Services, LLC.

Pace

Effective Date: 05/12/202205/12/2022

Laboratory receiving samples:

Asheville ☐ Eden ☐ Greenwood ☐ Huntersville ☑ Raleigh ☐ Mechanicsville ☐ Atlanta ☐ Kernersville ☐

Sample Condition Upon Receipt

Client Name: AECOM

Project # WO# : 92607180

92607180

Courier: ☐ Fed Ex ☐ UPS ☐ USPS ☑ Client ☐ Commercial ☐ Pace ☐ Other:____

Custody Seal Present? ☐ Yes ☑ No **Seals Intact?** ☐ Yes ☑ No

Date/Initials Person Examining Contents: KB 6/1/22

Packing Material: ☐ Bubble Wrap ☑ Bubble Bags ☐ None ☐ Other

Biological Tissue Frozen? ☐ Yes ☐ No ☑ N/A

Thermometer: ☑ IR Gun ID: 92506044 **Type of Ice:** ☑ Wet ☐ Blue ☐ None

Cooler Temp: 3.9 **Correction Factor:** Add/Subtract (°C) 0

Cooler Temp Corrected (°C): 3.9

Temp should be above freezing to 6°C

☐ Samples out of temp criteria. Samples on ice, cooling process has begun

USDA Regulated Soil (☑ N/A, water sample)

Did samples originate in a quarantine zone within the United States: CA, NY, or SC (check maps)? ☐ Yes ☐ No

Did samples originate from a foreign source (internationally, including Hawaii and Puerto Rico)? ☐ Yes ☐ No

				Comments/Discrepancy:
Chain of Custody Present?	☑ Yes	☐ No	☐ N/A	1.
Samples Arrived within Hold Time?	☑ Yes	☐ No	☐ N/A	2.
Short Hold Time Analysis (<72 hr.)?	☐ Yes	☑ No	☐ N/A	3.
Rush Turn Around Time Requested?	☐ Yes	☑ No	☐ N/A	4.
Sufficient Volume?	☑ Yes	☐ No	☐ N/A	5.
Correct Containers Used?	☑ Yes	☐ No	☐ N/A	6.
-Pace Containers Used?	☑ Yes	☐ No	☐ N/A	
Containers Intact?	☑ Yes	☐ No	☐ N/A	7.
Dissolved analysis: Samples Field Filtered?	☐ Yes	☐ No	☑ N/A	8.
Sample Labels Match COC?	☑ Yes	☐ No	☐ N/A	9.
-Includes Date/Time/ID/Analysis Matrix: WT				
Headspace in VOA Vials (>5-6mm)?	☐ Yes	☑ No	☐ N/A	10.
Trip Blank Present?	☑ Yes	☐ No	☐ N/A	11.
Trip Blank Custody Seals Present?	☑ Yes	☐ No	☐ N/A	

COMMENTS/SAMPLE DISCREPANCY

Field Data Required? ☐ Yes ☐ No

Lot ID of split containers:

CLIENT NOTIFICATION/RESOLUTION

Person contacted: _____ Date/Time: _____

Project Manager SCURF Review: _____ **Date:** _____

Project Manager SRF Review: _____ **Date:** _____

*Check mark top half of box if pH and/or dechlorination is verified and within the acceptance range for preservation samples.
Exceptions: VOA, Coliform, TOC, Oil and Grease, DRO/8015 (water) DOC, LLHg

**Bottom half of box is to list number of bottles
***Check all unpreserved Nitrates for chlorine

Project # WO# : 92607180
PM: BV Due Date: 06/03/22
CLIENT: 92-AECOM CHA

Item#	BP4U-125 mL Plastic Unpreserved (N/A) (Cl-)	BP3U-250 mL Plastic Unpreserved (N/A)	BP2U-500 mL Plastic Unpreserved (N/A)	BP1U-1 liter Plastic Unpreserved (N/A)	BP4S-125 mL Plastic H2SO4 (pH < 2) (Cl-)	BP3N-250 mL plastic HNO3 (pH < 2)	BP4Z-125 mL Plastic ZN Acetate & NaOH (>9)	BP4B-125 mL Plastic NaOH (pH > 12) (Cl-)	WGFU-Wide-mouthed Glass jar Unpreserved	AG1U-1 liter Amber Unpreserved (N/A) (Cl-)	AG1H-1 liter Amber HCl (pH < 2)	AG3U-250 mL Amber Unpreserved (N/A) (Cl-)	AG1S-1 liter Amber H2SO4 (pH < 2)	AG3S-250 mL Amber H2SO4 (pH < 2)	DG94-250 mL Amber NH4Cl (N/A)(Cl-)	DG9H-40 mL VOA HCl (N/A)	VG9T-40 mL VOA Na2S2O3 (N/A)	VG9U-40 mL VOA Unpreserved (N/A)	DG9V-40 mL VOA H3PO4 (N/A)	DG9S-40 mL VOA H2SO4 (N/A)	V/GK (3 vials per kit)-VPH/Gas kit (N/A)	SPST-125 mL Sterile Plastic (N/A – lab)	SP2T-250 mL Sterile Plastic (N/A – lab)		BP3R-250 mL Plastic (NH2)2SO4 (9.3-9.7)	AG0U-100 mL Amber Unpreserved (N/A) (Cl-)	VSGU-20 mL Scintillation vials (N/A)	DG9U-40 mL Amber Unpreserved vials (N/A)
1						1 ✓										7												
2						1										7												
3						1 ✓										7												
4						1 ✓										7												
5																7												
6																2												
7																												
8																												
9																												
10																												
11																												
12																												

pH Adjustment Log for Preserved Samples

Sample ID	Type of Preservative	pH upon receipt	Date preservation adjusted	Time preservation adjusted	Amount of Preservative added	Lot #

Note: Whenever there is a discrepancy affecting North Carolina compliance samples, a copy of this form will be sent to the North Carolina DENR Certification Office (i.e. Out of hold, incorrect preservative, out of temp, incorrect containers.

Pace

CHAIN-OF-CUSTODY / Analytical Request Document

The Chain-of-Custody is a LEGAL DOCUMENT. All relevant fields must be completed accurately.

Submitting a sample via this chain of custody constitutes acknowledgment and acceptance of the Pace Terms and Conditions found at https://info.pacelabs.com/hubfs/pas-standard-terms.pdf.

Page : 1 Of 1

Section A Required Client Information:		Section B Required Project Information:		Section C Invoice Information:	
Company:	AECOM	Report To:	Andrew Wreschnig	Attention:	
Address:	6000 Fairview Road	Copy To:		Company Name:	
Suite 200, Charlotte, NC 28210				Address:	
Email:	andrew.wreschnig@aecom.com	Purchase Order #:		Pace Quote:	AECOM # 60674226
Phone:	(704)522-0330 Fax	Project Name:	CPC Huntersville (GW)	Pace Project Manager:	bonnie.vang@pacelabs.com,
Requested Due Date:		Project #:		Pace Profile #:	12518-3

Regulatory Agency	
State / Location	NC

MATRIX CODE: Drinking Water DW; Water WT; Waste Water WW; Product P; Soil/Solid SL; Oil OL; Wipe WP; Air AR; Other OT; Tissue TS

ITEM #	SAMPLE ID (One Character per box. (A-Z, 0-9 / , -) Sample Ids must be unique)	MATRIX CODE (see valid codes to left)	SAMPLE TYPE (G=GRAB C=COMP)	COLLECTED START DATE	COLLECTED START TIME	COLLECTED END DATE	COLLECTED END TIME	SAMPLE TEMP AT COLLECTION	# OF CONTAINERS	Preservatives: Unpreserved	H2SO4	HNO3	HCl	NaOH	Na2S2O3	Methanol	Other	Analyses Test Y/N	6200B	VPH	Total Lead	Trip BLANK	DI Water	Residual Chlorine (Y/N)	9260 7180
1	MW-64	WT	G	5/31/22	0950				8			X	X						X	X	X				001
2	MW-65				0945				8			X	X						X	X	X				002
3	MW-74				1315				8			X	X						X	X	X				003
4	MW-70				1125				8			X	X						X	X	X				004
5	FB-1-20220531				1335				7				X						X	X					005
6	Trip Blank								2																006
7																									
8																									
9																									
10																									
11																									
12																									

ADDITIONAL COMMENTS	RELINQUISHED BY / AFFILIATION	DATE	TIME	ACCEPTED BY / AFFILIATION	DATE	TIME	SAMPLE CONDITIONS: TEMP in C	Received on Ice (Y/N)	Custody Sealed Cooler (Y/N)	Samples Intact (Y/N)
Rush	Sam Moore/AECOM	5/31/22	1605	CS pace	5/31/22	1605	3.9	Y	N	Y

SAMPLER NAME AND SIGNATURE

PRINT Name of SAMPLER: Erik Riegel

SIGNATURE of SAMPLER: [signature]

DATE Signed: 5/31/22

Pace Analytical Services, LLC
9800 Kincey Ave. Suite 100
Huntersville, NC 28078
(704)875-9092

June 22, 2022

Andrew Wreschnig
AECOM
6000 Fairview Road
Suite 200
Charlotte, NC 28210

RE: Project: CPC HUNTERSVILLE (GW)
Pace Project No.: 92607183

Dear Andrew Wreschnig:

Enclosed are the analytical results for sample(s) received by the laboratory on May 31, 2022. The results relate only to the samples included in this report. Results reported herein conform to the applicable TNI/NELAC Standards and the laboratory's Quality Manual, where applicable, unless otherwise noted in the body of the report.

The test results provided in this final report were generated by each of the following laboratories within the Pace Network:

- Pace Analytical Services - Charlotte
- Pace Analytical Services - Peachtree Corners, GA

If you have any questions concerning this report, please feel free to contact me.

Sincerely,

Bonnie Vang
bonnie.vang@pacelabs.com
(704)875-9092
Project Manager

Enclosures

cc: Teresa Amentt Jennings, AECOM
Jeff Morrison, Colonial Pipeline Company

This report shall not be reproduced, except in full,
without the written consent of Pace Analytical Services, LLC.

Pace Analytical Services, LLC
9800 Kincey Ave. Suite 100
Huntersville, NC 28078
(704)875-9092

CERTIFICATIONS

Project: CPC HUNTERSVILLE (GW)
Pace Project No.: 92607183

Pace Analytical Services Charlotte

South Carolina Laboratory ID: 99006
9800 Kincey Ave. Ste 100, Huntersville, NC 28078
North Carolina Drinking Water Certification #: 37706
North Carolina Field Services Certification #: 5342
North Carolina Wastewater Certification #: 12
South Carolina Laboratory ID: 99006
South Carolina Certification #: 99006001
South Carolina Drinking Water Cert. #: 99006003
Florida/NELAP Certification #: E87627
Kentucky UST Certification #: 84
Louisiana DoH Drinking Water #: LA029
Virginia/VELAP Certification #: 460221

Pace Analytical Services Peachtree Corners

110 Technology Pkwy, Peachtree Corners, GA 30092
Florida DOH Certification #: E87315
Georgia DW Inorganics Certification #: 812
North Carolina Certification #: 381
South Carolina Certification #: 98011001

This report shall not be reproduced, except in full,
without the written consent of Pace Analytical Services, LLC.

Pace Analytical Services, LLC
9800 Kincey Ave. Suite 100
Huntersville, NC 28078
(704)875-9092

SAMPLE SUMMARY

Project: CPC HUNTERSVILLE (GW)
Pace Project No.: 92607183

Lab ID	Sample ID	Matrix	Date Collected	Date Received
92607183001	**MW-51**	Water	05/31/22 09:55	05/31/22 16:05
92607183002	**MW-86**	Water	05/31/22 09:55	05/31/22 16:05
92607183003	**MW-60**	Water	05/31/22 10:15	05/31/22 16:05
92607183004	**MW-73**	Water	05/31/22 11:00	05/31/22 16:05
92607183005	**MW-45**	Water	05/31/22 11:15	05/31/22 16:05
92607183006	**MW-08**	Water	05/31/22 12:30	05/31/22 16:05
92607183007	**MW-49**	Water	05/31/22 12:40	05/31/22 16:05
92607183008	**MW-14**	Water	05/31/22 13:00	05/31/22 16:05
92607183009	**MW-50**	Water	05/31/22 13:10	05/31/22 16:05
92607183010	**MW-76**	Water	05/31/22 14:15	05/31/22 16:05
92607183011	**MW-14D**	Water	05/31/22 13:45	05/31/22 16:05
92607183012	**MW-13**	Water	05/31/22 14:20	05/31/22 16:05
92607183013	**MW-46**	Water	05/31/22 15:00	05/31/22 16:05
92607183014	**FB-2-20220531**	Water	05/31/22 08:30	05/31/22 16:05
92607183015	**DUP-1-20220531**	Water	05/31/22 00:00	05/31/22 16:05
92607183016	**DUP-2-20220531**	Water	05/31/22 00:00	05/31/22 16:05
92607183017	**EB-2-20220531**	Water	05/31/22 15:20	05/31/22 16:05
92607183018	**TRIP BLANK - 1**	Water	05/31/22 00:00	05/31/22 16:05
92607183019	**TRIP BLANK - 2**	Water	05/31/22 00:00	05/31/22 16:05

This report shall not be reproduced, except in full,
without the written consent of Pace Analytical Services, LLC.

Pace Analytical Services, LLC
9800 Kincey Ave. Suite 100
Huntersville, NC 28078
(704)875-9092

SAMPLE ANALYTE COUNT

Project: CPC HUNTERSVILLE (GW)
Pace Project No.: 92607183

Lab ID	Sample ID	Method	Analysts	Analytes Reported	Laboratory
92607183001	**MW-51**	MADEP VPH	MAD	6	PASI-C
		EPA 6020B	CW1	1	PASI-GA
		SM 6200B	SAS	63	PASI-C
92607183002	**MW-86**	MADEP VPH	MAD	6	PASI-C
		EPA 6020B	CW1	1	PASI-GA
		SM 6200B	SAS	63	PASI-C
92607183003	**MW-60**	MADEP VPH	MAD	6	PASI-C
		EPA 6020B	CW1	1	PASI-GA
		SM 6200B	SAS	63	PASI-C
92607183004	**MW-73**	MADEP VPH	MAD	6	PASI-C
		EPA 6020B	CW1	1	PASI-GA
		SM 6200B	SAS	63	PASI-C
92607183005	**MW-45**	MADEP VPH	MAD	6	PASI-C
		EPA 6020B	CW1	1	PASI-GA
		SM 6200B	SAS	63	PASI-C
92607183006	**MW-08**	MADEP VPH	MAD	6	PASI-C
		EPA 6020B	CW1	1	PASI-GA
		SM 6200B	SAS	63	PASI-C
92607183007	**MW-49**	MADEP VPH	MAD	6	PASI-C
		EPA 6020B	CW1	1	PASI-GA
		SM 6200B	SAS	63	PASI-C
92607183008	**MW-14**	MADEP VPH	MAD	6	PASI-C
		EPA 6020B	CW1	1	PASI-GA
		SM 6200B	SAS	63	PASI-C
92607183009	**MW-50**	MADEP VPH	MAD	6	PASI-C
		EPA 6020B	CW1	1	PASI-GA
		SM 6200B	CL	63	PASI-C
92607183010	**MW-76**	MADEP VPH	MAD	6	PASI-C
		EPA 6020B	CW1	1	PASI-GA
		SM 6200B	SAS	63	PASI-C
92607183011	**MW-14D**	MADEP VPH	MAD	6	PASI-C
		EPA 6020B	CW1	1	PASI-GA
		SM 6200B	SAS	63	PASI-C
92607183012	**MW-13**	MADEP VPH	MAD	6	PASI-C
		EPA 6020B	CW1	1	PASI-GA
		SM 6200B	SAS	63	PASI-C
92607183013	**MW-46**	MADEP VPH	MAD	6	PASI-C

This report shall not be reproduced, except in full,
without the written consent of Pace Analytical Services, LLC.

Pace Analytical Services, LLC
9800 Kincey Ave. Suite 100
Huntersville, NC 28078
(704)875-9092

SAMPLE ANALYTE COUNT

Project: CPC HUNTERSVILLE (GW)
Pace Project No.: 92607183

Lab ID	Sample ID	Method	Analysts	Analytes Reported	Laboratory
		EPA 6020B	CW1	1	PASI-GA
		SM 6200B	SAS	63	PASI-C
92607183014	**FB-2-20220531**	MADEP VPH	MAD	6	PASI-C
		SM 6200B	SAS	63	PASI-C
92607183015	**DUP-1-20220531**	MADEP VPH	MAD	6	PASI-C
		EPA 6020B	CW1	1	PASI-GA
		SM 6200B	CL	63	PASI-C
92607183016	**DUP-2-20220531**	MADEP VPH	MAD	6	PASI-C
		EPA 6020B	CW1	1	PASI-GA
		SM 6200B	CL	63	PASI-C
92607183017	**EB-2-20220531**	MADEP VPH	MAD	6	PASI-C
		EPA 6020B	CW1	1	PASI-GA
		SM 6200B	SAS	63	PASI-C
92607183018	**TRIP BLANK - 1**	SM 6200B	SAS	63	PASI-C
92607183019	**TRIP BLANK - 2**	SM 6200B	SAS	63	PASI-C

PASI-C = Pace Analytical Services - Charlotte
PASI-GA = Pace Analytical Services - Peachtree Corners, GA

This report shall not be reproduced, except in full,
without the written consent of Pace Analytical Services, LLC.

Pace Analytical Services, LLC
9800 Kincey Ave. Suite 100
Huntersville, NC 28078
(704)875-9092

ANALYTICAL RESULTS

Project: CPC HUNTERSVILLE (GW)
Pace Project No.: 92607183

Sample: MW-51 **Lab ID: 92607183001** Collected: 05/31/22 09:55 Received: 05/31/22 16:05 Matrix: Water

Parameters	Results	Units	Report Limit	MDL	DF	Prepared	Analyzed	CAS No.	Qual
VPH NC Water	Analytical Method: MADEP VPH Pace Analytical Services - Charlotte								
Total VPH (C5-C12)	ND	ug/L	50.0	50.0	1		06/02/22 03:57		N2
Aliphatic (C05-C08)	ND	ug/L	50.0	50.0	1		06/02/22 03:57		N2
Aliphatic(C09-C12) Adjusted	ND	ug/L	50.0	50.0	1		06/02/22 03:57		N2
Aromatic (C09-C10)	ND	ug/L	50.0	50.0	1		06/02/22 03:57		N2
Surrogates									
4-Bromofluorobenzene (FID) (S)	100	%	70-130		1		06/02/22 03:57	460-00-4	
4-Bromofluorobenzene (PID) (S)	85	%	70-130		1		06/02/22 03:57	460-00-4	
6020 MET ICPMS	Analytical Method: EPA 6020B Preparation Method: EPA 3005A Pace Analytical Services - Peachtree Corners, GA								
Lead	ND	ug/L	5.0	0.89	1	06/02/22 10:21	06/02/22 20:11	7439-92-1	
6200B MSV	Analytical Method: SM 6200B Pace Analytical Services - Charlotte								
Benzene	ND	ug/L	0.50	0.34	1		06/02/22 03:56	71-43-2	
Bromobenzene	ND	ug/L	0.50	0.29	1		06/02/22 03:56	108-86-1	
Bromochloromethane	ND	ug/L	0.50	0.47	1		06/02/22 03:56	74-97-5	
Bromodichloromethane	ND	ug/L	0.50	0.31	1		06/02/22 03:56	75-27-4	
Bromoform	ND	ug/L	0.50	0.34	1		06/02/22 03:56	75-25-2	
Bromomethane	ND	ug/L	5.0	1.7	1		06/02/22 03:56	74-83-9	
n-Butylbenzene	ND	ug/L	0.50	0.49	1		06/02/22 03:56	104-51-8	
sec-Butylbenzene	ND	ug/L	0.50	0.40	1		06/02/22 03:56	135-98-8	
tert-Butylbenzene	ND	ug/L	0.50	0.32	1		06/02/22 03:56	98-06-6	
Carbon tetrachloride	ND	ug/L	0.50	0.33	1		06/02/22 03:56	56-23-5	
Chlorobenzene	ND	ug/L	0.50	0.28	1		06/02/22 03:56	108-90-7	
Chloroethane	ND	ug/L	1.0	0.65	1		06/02/22 03:56	75-00-3	
Chloroform	ND	ug/L	0.50	0.43	1		06/02/22 03:56	67-66-3	
Chloromethane	ND	ug/L	1.0	0.54	1		06/02/22 03:56	74-87-3	
2-Chlorotoluene	ND	ug/L	0.50	0.32	1		06/02/22 03:56	95-49-8	
4-Chlorotoluene	ND	ug/L	0.50	0.32	1		06/02/22 03:56	106-43-4	
1,2-Dibromo-3-chloropropane	ND	ug/L	1.0	0.34	1		06/02/22 03:56	96-12-8	
Dibromochloromethane	ND	ug/L	0.50	0.36	1		06/02/22 03:56	124-48-1	
1,2-Dibromoethane (EDB)	ND	ug/L	0.50	0.27	1		06/02/22 03:56	106-93-4	
Dibromomethane	ND	ug/L	0.50	0.39	1		06/02/22 03:56	74-95-3	
1,2-Dichlorobenzene	ND	ug/L	0.50	0.34	1		06/02/22 03:56	95-50-1	
1,3-Dichlorobenzene	ND	ug/L	0.50	0.34	1		06/02/22 03:56	541-73-1	
1,4-Dichlorobenzene	ND	ug/L	0.50	0.33	1		06/02/22 03:56	106-46-7	
Dichlorodifluoromethane	ND	ug/L	0.50	0.35	1		06/02/22 03:56	75-71-8	
1,1-Dichloroethane	ND	ug/L	0.50	0.37	1		06/02/22 03:56	75-34-3	
1,2-Dichloroethane	ND	ug/L	0.50	0.32	1		06/02/22 03:56	107-06-2	
1,1-Dichloroethene	ND	ug/L	0.50	0.35	1		06/02/22 03:56	75-35-4	
cis-1,2-Dichloroethene	ND	ug/L	0.50	0.38	1		06/02/22 03:56	156-59-2	
trans-1,2-Dichloroethene	ND	ug/L	0.50	0.40	1		06/02/22 03:56	156-60-5	
1,2-Dichloropropane	ND	ug/L	0.50	0.36	1		06/02/22 03:56	78-87-5	
1,3-Dichloropropane	ND	ug/L	0.50	0.28	1		06/02/22 03:56	142-28-9	

REPORT OF LABORATORY ANALYSIS

This report shall not be reproduced, except in full,
without the written consent of Pace Analytical Services, LLC.

Pace Analytical Services, LLC
9800 Kincey Ave. Suite 100
Huntersville, NC 28078
(704)875-9092

ANALYTICAL RESULTS

Project: CPC HUNTERSVILLE (GW)
Pace Project No.: 92607183

Sample: MW-51 **Lab ID: 92607183001** Collected: 05/31/22 09:55 Received: 05/31/22 16:05 Matrix: Water

Parameters	Results	Units	Report Limit	MDL	DF	Prepared	Analyzed	CAS No.	Qual
6200B MSV	Analytical Method: SM 6200B Pace Analytical Services - Charlotte								
2,2-Dichloropropane	ND	ug/L	0.50	0.39	1		06/02/22 03:56	594-20-7	
1,1-Dichloropropene	ND	ug/L	0.50	0.43	1		06/02/22 03:56	563-58-6	
cis-1,3-Dichloropropene	ND	ug/L	0.50	0.36	1		06/02/22 03:56	10061-01-5	
trans-1,3-Dichloropropene	ND	ug/L	0.50	0.36	1		06/02/22 03:56	10061-02-6	
Diisopropyl ether	ND	ug/L	0.50	0.31	1		06/02/22 03:56	108-20-3	
Ethylbenzene	ND	ug/L	0.50	0.30	1		06/02/22 03:56	100-41-4	
Hexachloro-1,3-butadiene	ND	ug/L	2.0	1.5	1		06/02/22 03:56	87-68-3	
Isopropylbenzene (Cumene)	ND	ug/L	0.50	0.33	1		06/02/22 03:56	98-82-8	
Methylene Chloride	ND	ug/L	2.0	2.0	1		06/02/22 03:56	75-09-2	
Methyl-tert-butyl ether	ND	ug/L	0.50	0.42	1		06/02/22 03:56	1634-04-4	
Naphthalene	ND	ug/L	2.0	0.64	1		06/02/22 03:56	91-20-3	
n-Propylbenzene	ND	ug/L	0.50	0.34	1		06/02/22 03:56	103-65-1	
Styrene	ND	ug/L	0.50	0.29	1		06/02/22 03:56	100-42-5	
1,1,1,2-Tetrachloroethane	ND	ug/L	0.50	0.31	1		06/02/22 03:56	630-20-6	
1,1,2,2-Tetrachloroethane	ND	ug/L	0.50	0.22	1		06/02/22 03:56	79-34-5	
Tetrachloroethene	ND	ug/L	0.50	0.29	1		06/02/22 03:56	127-18-4	
Toluene	ND	ug/L	0.50	0.48	1		06/02/22 03:56	108-88-3	
1,2,3-Trichlorobenzene	ND	ug/L	2.0	0.81	1		06/02/22 03:56	87-61-6	
1,2,4-Trichlorobenzene	ND	ug/L	2.0	0.64	1		06/02/22 03:56	120-82-1	
1,1,1-Trichloroethane	ND	ug/L	0.50	0.33	1		06/02/22 03:56	71-55-6	
1,1,2-Trichloroethane	ND	ug/L	0.50	0.32	1		06/02/22 03:56	79-00-5	
Trichloroethene	ND	ug/L	0.50	0.38	1		06/02/22 03:56	79-01-6	
Trichlorofluoromethane	ND	ug/L	1.0	0.30	1		06/02/22 03:56	75-69-4	
1,2,3-Trichloropropane	ND	ug/L	0.50	0.26	1		06/02/22 03:56	96-18-4	
1,2,4-Trimethylbenzene	ND	ug/L	0.50	0.50	1		06/02/22 03:56	95-63-6	
1,3,5-Trimethylbenzene	ND	ug/L	0.50	0.33	1		06/02/22 03:56	108-67-8	
Vinyl chloride	ND	ug/L	1.0	0.39	1		06/02/22 03:56	75-01-4	
m&p-Xylene	ND	ug/L	1.0	0.71	1		06/02/22 03:56	179601-23-1	
o-Xylene	ND	ug/L	0.50	0.34	1		06/02/22 03:56	95-47-6	
Surrogates									
1,2-Dichloroethane-d4 (S)	92	%	70-130		1		06/02/22 03:56	17060-07-0	
4-Bromofluorobenzene (S)	99	%	70-130		1		06/02/22 03:56	460-00-4	
Toluene-d8 (S)	105	%	70-130		1		06/02/22 03:56	2037-26-5	

REPORT OF LABORATORY ANALYSIS

This report shall not be reproduced, except in full,
without the written consent of Pace Analytical Services, LLC.

Pace Analytical Services, LLC
9800 Kincey Ave. Suite 100
Huntersville, NC 28078
(704)875-9092

ANALYTICAL RESULTS

Project: CPC HUNTERSVILLE (GW)
Pace Project No.: 92607183

Sample: MW-86 **Lab ID: 92607183002** Collected: 05/31/22 09:55 Received: 05/31/22 16:05 Matrix: Water

Parameters	Results	Units	Report Limit	MDL	DF	Prepared	Analyzed	CAS No.	Qual
VPH NC Water	Analytical Method: MADEP VPH Pace Analytical Services - Charlotte								
Total VPH (C5-C12)	ND	ug/L	50.0	50.0	1		06/02/22 04:26		N2
Aliphatic (C05-C08)	ND	ug/L	50.0	50.0	1		06/02/22 04:26		N2
Aliphatic(C09-C12) Adjusted	ND	ug/L	50.0	50.0	1		06/02/22 04:26		N2
Aromatic (C09-C10)	ND	ug/L	50.0	50.0	1		06/02/22 04:26		N2
Surrogates									
4-Bromofluorobenzene (FID) (S)	98	%	70-130		1		06/02/22 04:26	460-00-4	
4-Bromofluorobenzene (PID) (S)	83	%	70-130		1		06/02/22 04:26	460-00-4	
6020 MET ICPMS	Analytical Method: EPA 6020B Preparation Method: EPA 3005A Pace Analytical Services - Peachtree Corners, GA								
Lead	**1.3J**	ug/L	5.0	0.89	1	06/02/22 11:23	06/03/22 15:42	7439-92-1	
6200B MSV	Analytical Method: SM 6200B Pace Analytical Services - Charlotte								
Benzene	ND	ug/L	0.50	0.34	1		06/02/22 04:14	71-43-2	
Bromobenzene	ND	ug/L	0.50	0.29	1		06/02/22 04:14	108-86-1	
Bromochloromethane	ND	ug/L	0.50	0.47	1		06/02/22 04:14	74-97-5	
Bromodichloromethane	ND	ug/L	0.50	0.31	1		06/02/22 04:14	75-27-4	
Bromoform	ND	ug/L	0.50	0.34	1		06/02/22 04:14	75-25-2	
Bromomethane	ND	ug/L	5.0	1.7	1		06/02/22 04:14	74-83-9	
n-Butylbenzene	ND	ug/L	0.50	0.49	1		06/02/22 04:14	104-51-8	
sec-Butylbenzene	ND	ug/L	0.50	0.40	1		06/02/22 04:14	135-98-8	
tert-Butylbenzene	ND	ug/L	0.50	0.32	1		06/02/22 04:14	98-06-6	
Carbon tetrachloride	ND	ug/L	0.50	0.33	1		06/02/22 04:14	56-23-5	
Chlorobenzene	ND	ug/L	0.50	0.28	1		06/02/22 04:14	108-90-7	
Chloroethane	ND	ug/L	1.0	0.65	1		06/02/22 04:14	75-00-3	
Chloroform	ND	ug/L	0.50	0.43	1		06/02/22 04:14	67-66-3	
Chloromethane	ND	ug/L	1.0	0.54	1		06/02/22 04:14	74-87-3	
2-Chlorotoluene	ND	ug/L	0.50	0.32	1		06/02/22 04:14	95-49-8	
4-Chlorotoluene	ND	ug/L	0.50	0.32	1		06/02/22 04:14	106-43-4	
1,2-Dibromo-3-chloropropane	ND	ug/L	1.0	0.34	1		06/02/22 04:14	96-12-8	
Dibromochloromethane	ND	ug/L	0.50	0.36	1		06/02/22 04:14	124-48-1	
1,2-Dibromoethane (EDB)	ND	ug/L	0.50	0.27	1		06/02/22 04:14	106-93-4	
Dibromomethane	ND	ug/L	0.50	0.39	1		06/02/22 04:14	74-95-3	
1,2-Dichlorobenzene	ND	ug/L	0.50	0.34	1		06/02/22 04:14	95-50-1	
1,3-Dichlorobenzene	ND	ug/L	0.50	0.34	1		06/02/22 04:14	541-73-1	
1,4-Dichlorobenzene	ND	ug/L	0.50	0.33	1		06/02/22 04:14	106-46-7	
Dichlorodifluoromethane	ND	ug/L	0.50	0.35	1		06/02/22 04:14	75-71-8	
1,1-Dichloroethane	ND	ug/L	0.50	0.37	1		06/02/22 04:14	75-34-3	
1,2-Dichloroethane	ND	ug/L	0.50	0.32	1		06/02/22 04:14	107-06-2	
1,1-Dichloroethene	ND	ug/L	0.50	0.35	1		06/02/22 04:14	75-35-4	
cis-1,2-Dichloroethene	ND	ug/L	0.50	0.38	1		06/02/22 04:14	156-59-2	
trans-1,2-Dichloroethene	ND	ug/L	0.50	0.40	1		06/02/22 04:14	156-60-5	
1,2-Dichloropropane	ND	ug/L	0.50	0.36	1		06/02/22 04:14	78-87-5	
1,3-Dichloropropane	ND	ug/L	0.50	0.28	1		06/02/22 04:14	142-28-9	

REPORT OF LABORATORY ANALYSIS

This report shall not be reproduced, except in full,
without the written consent of Pace Analytical Services, LLC.

Pace Analytical Services, LLC
9800 Kincey Ave. Suite 100
Huntersville, NC 28078
(704)875-9092

ANALYTICAL RESULTS

Project: CPC HUNTERSVILLE (GW)
Pace Project No.: 92607183

Sample: MW-86 **Lab ID: 92607183002** Collected: 05/31/22 09:55 Received: 05/31/22 16:05 Matrix: Water

Parameters	Results	Units	Report Limit	MDL	DF	Prepared	Analyzed	CAS No.	Qual
6200B MSV	Analytical Method: SM 6200B Pace Analytical Services - Charlotte								
2,2-Dichloropropane	ND	ug/L	0.50	0.39	1		06/02/22 04:14	594-20-7	
1,1-Dichloropropene	ND	ug/L	0.50	0.43	1		06/02/22 04:14	563-58-6	
cis-1,3-Dichloropropene	ND	ug/L	0.50	0.36	1		06/02/22 04:14	10061-01-5	
trans-1,3-Dichloropropene	ND	ug/L	0.50	0.36	1		06/02/22 04:14	10061-02-6	
Diisopropyl ether	ND	ug/L	0.50	0.31	1		06/02/22 04:14	108-20-3	
Ethylbenzene	ND	ug/L	0.50	0.30	1		06/02/22 04:14	100-41-4	
Hexachloro-1,3-butadiene	ND	ug/L	2.0	1.5	1		06/02/22 04:14	87-68-3	
Isopropylbenzene (Cumene)	ND	ug/L	0.50	0.33	1		06/02/22 04:14	98-82-8	
Methylene Chloride	ND	ug/L	2.0	2.0	1		06/02/22 04:14	75-09-2	
Methyl-tert-butyl ether	ND	ug/L	0.50	0.42	1		06/02/22 04:14	1634-04-4	
Naphthalene	ND	ug/L	2.0	0.64	1		06/02/22 04:14	91-20-3	
n-Propylbenzene	ND	ug/L	0.50	0.34	1		06/02/22 04:14	103-65-1	
Styrene	ND	ug/L	0.50	0.29	1		06/02/22 04:14	100-42-5	
1,1,1,2-Tetrachloroethane	ND	ug/L	0.50	0.31	1		06/02/22 04:14	630-20-6	
1,1,2,2-Tetrachloroethane	ND	ug/L	0.50	0.22	1		06/02/22 04:14	79-34-5	
Tetrachloroethene	ND	ug/L	0.50	0.29	1		06/02/22 04:14	127-18-4	
Toluene	ND	ug/L	0.50	0.48	1		06/02/22 04:14	108-88-3	
1,2,3-Trichlorobenzene	ND	ug/L	2.0	0.81	1		06/02/22 04:14	87-61-6	
1,2,4-Trichlorobenzene	ND	ug/L	2.0	0.64	1		06/02/22 04:14	120-82-1	
1,1,1-Trichloroethane	ND	ug/L	0.50	0.33	1		06/02/22 04:14	71-55-6	
1,1,2-Trichloroethane	ND	ug/L	0.50	0.32	1		06/02/22 04:14	79-00-5	
Trichloroethene	ND	ug/L	0.50	0.38	1		06/02/22 04:14	79-01-6	
Trichlorofluoromethane	ND	ug/L	1.0	0.30	1		06/02/22 04:14	75-69-4	
1,2,3-Trichloropropane	ND	ug/L	0.50	0.26	1		06/02/22 04:14	96-18-4	
1,2,4-Trimethylbenzene	ND	ug/L	0.50	0.50	1		06/02/22 04:14	95-63-6	
1,3,5-Trimethylbenzene	ND	ug/L	0.50	0.33	1		06/02/22 04:14	108-67-8	
Vinyl chloride	ND	ug/L	1.0	0.39	1		06/02/22 04:14	75-01-4	
m&p-Xylene	ND	ug/L	1.0	0.71	1		06/02/22 04:14	179601-23-1	
o-Xylene	ND	ug/L	0.50	0.34	1		06/02/22 04:14	95-47-6	
Surrogates									
1,2-Dichloroethane-d4 (S)	91	%	70-130		1		06/02/22 04:14	17060-07-0	
4-Bromofluorobenzene (S)	96	%	70-130		1		06/02/22 04:14	460-00-4	
Toluene-d8 (S)	105	%	70-130		1		06/02/22 04:14	2037-26-5	

REPORT OF LABORATORY ANALYSIS

This report shall not be reproduced, except in full,
without the written consent of Pace Analytical Services, LLC.

Pace Analytical Services, LLC
9800 Kincey Ave. Suite 100
Huntersville, NC 28078
(704)875-9092

ANALYTICAL RESULTS

Project: CPC HUNTERSVILLE (GW)
Pace Project No.: 92607183

Sample: MW-60 **Lab ID: 92607183003** Collected: 05/31/22 10:15 Received: 05/31/22 16:05 Matrix: Water

Parameters	Results	Units	Report Limit	MDL	DF	Prepared	Analyzed	CAS No.	Qual
VPH NC Water	Analytical Method: MADEP VPH Pace Analytical Services - Charlotte								
Total VPH (C5-C12)	**633**	ug/L	50.0	50.0	1		06/02/22 04:54		N2
Aliphatic (C05-C08)	**518**	ug/L	50.0	50.0	1		06/10/22 16:55		N2
Aliphatic(C09-C12) Adjusted	**133**	ug/L	50.0	50.0	1		06/02/22 04:54		N2
Aromatic (C09-C10)	ND	ug/L	50.0	50.0	1		06/10/22 16:55		N2
Surrogates									
4-Bromofluorobenzene (FID) (S)	98	%	70-130		1		06/10/22 16:55	460-00-4	
4-Bromofluorobenzene (PID) (S)	84	%	70-130		1		06/10/22 16:55	460-00-4	
6020 MET ICPMS	Analytical Method: EPA 6020B Preparation Method: EPA 3005A Pace Analytical Services - Peachtree Corners, GA								
Lead	ND	ug/L	5.0	0.89	1	06/02/22 10:21	06/02/22 20:16	7439-92-1	
6200B MSV	Analytical Method: SM 6200B Pace Analytical Services - Charlotte								
Benzene	**56.9**	ug/L	0.50	0.34	1		06/13/22 14:30	71-43-2	M1
Bromobenzene	ND	ug/L	0.50	0.29	1		06/13/22 14:30	108-86-1	
Bromochloromethane	ND	ug/L	0.50	0.47	1		06/13/22 14:30	74-97-5	
Bromodichloromethane	ND	ug/L	0.50	0.31	1		06/13/22 14:30	75-27-4	
Bromoform	ND	ug/L	0.50	0.34	1		06/13/22 14:30	75-25-2	
Bromomethane	ND	ug/L	5.0	1.7	1		06/13/22 14:30	74-83-9	
n-Butylbenzene	ND	ug/L	0.50	0.49	1		06/13/22 14:30	104-51-8	
sec-Butylbenzene	ND	ug/L	0.50	0.40	1		06/13/22 14:30	135-98-8	
tert-Butylbenzene	ND	ug/L	0.50	0.32	1		06/13/22 14:30	98-06-6	
Carbon tetrachloride	ND	ug/L	0.50	0.33	1		06/13/22 14:30	56-23-5	
Chlorobenzene	ND	ug/L	0.50	0.28	1		06/13/22 14:30	108-90-7	
Chloroethane	ND	ug/L	1.0	0.65	1		06/13/22 14:30	75-00-3	
Chloroform	ND	ug/L	0.50	0.43	1		06/13/22 14:30	67-66-3	
Chloromethane	ND	ug/L	1.0	0.54	1		06/13/22 14:30	74-87-3	
2-Chlorotoluene	ND	ug/L	0.50	0.32	1		06/13/22 14:30	95-49-8	
4-Chlorotoluene	ND	ug/L	0.50	0.32	1		06/13/22 14:30	106-43-4	
1,2-Dibromo-3-chloropropane	ND	ug/L	1.0	0.34	1		06/13/22 14:30	96-12-8	
Dibromochloromethane	ND	ug/L	0.50	0.36	1		06/13/22 14:30	124-48-1	
1,2-Dibromoethane (EDB)	ND	ug/L	0.50	0.27	1		06/13/22 14:30	106-93-4	
Dibromomethane	ND	ug/L	0.50	0.39	1		06/13/22 14:30	74-95-3	
1,2-Dichlorobenzene	ND	ug/L	0.50	0.34	1		06/13/22 14:30	95-50-1	
1,3-Dichlorobenzene	ND	ug/L	0.50	0.34	1		06/13/22 14:30	541-73-1	
1,4-Dichlorobenzene	ND	ug/L	0.50	0.33	1		06/13/22 14:30	106-46-7	
Dichlorodifluoromethane	ND	ug/L	0.50	0.35	1		06/13/22 14:30	75-71-8	
1,1-Dichloroethane	ND	ug/L	0.50	0.37	1		06/13/22 14:30	75-34-3	
1,2-Dichloroethane	ND	ug/L	0.50	0.32	1		06/13/22 14:30	107-06-2	
1,1-Dichloroethene	ND	ug/L	0.50	0.35	1		06/13/22 14:30	75-35-4	
cis-1,2-Dichloroethene	ND	ug/L	0.50	0.38	1		06/13/22 14:30	156-59-2	
trans-1,2-Dichloroethene	ND	ug/L	0.50	0.40	1		06/13/22 14:30	156-60-5	
1,2-Dichloropropane	ND	ug/L	0.50	0.36	1		06/13/22 14:30	78-87-5	
1,3-Dichloropropane	ND	ug/L	0.50	0.28	1		06/13/22 14:30	142-28-9	

REPORT OF LABORATORY ANALYSIS

This report shall not be reproduced, except in full,
without the written consent of Pace Analytical Services, LLC.

Pace Analytical Services, LLC
9800 Kincey Ave. Suite 100
Huntersville, NC 28078
(704)875-9092

ANALYTICAL RESULTS

Project: CPC HUNTERSVILLE (GW)
Pace Project No.: 92607183

Sample: MW-60 **Lab ID: 92607183003** Collected: 05/31/22 10:15 Received: 05/31/22 16:05 Matrix: Water

Parameters	Results	Units	Report Limit	MDL	DF	Prepared	Analyzed	CAS No.	Qual
6200B MSV	Analytical Method: SM 6200B Pace Analytical Services - Charlotte								
2,2-Dichloropropane	ND	ug/L	0.50	0.39	1		06/13/22 14:30	594-20-7	
1,1-Dichloropropene	ND	ug/L	0.50	0.43	1		06/13/22 14:30	563-58-6	
cis-1,3-Dichloropropene	ND	ug/L	0.50	0.36	1		06/13/22 14:30	10061-01-5	
trans-1,3-Dichloropropene	ND	ug/L	0.50	0.36	1		06/13/22 14:30	10061-02-6	
Diisopropyl ether	**9.7**	ug/L	0.50	0.31	1		06/13/22 14:30	108-20-3	
Ethylbenzene	**9.1**	ug/L	0.50	0.30	1		06/13/22 14:30	100-41-4	
Hexachloro-1,3-butadiene	ND	ug/L	2.0	1.5	1		06/13/22 14:30	87-68-3	
Isopropylbenzene (Cumene)	ND	ug/L	0.50	0.33	1		06/13/22 14:30	98-82-8	
Methylene Chloride	ND	ug/L	2.0	2.0	1		06/13/22 14:30	75-09-2	
Methyl-tert-butyl ether	**2.1**	ug/L	0.50	0.42	1		06/13/22 14:30	1634-04-4	
Naphthalene	**1.1J**	ug/L	2.0	0.64	1		06/13/22 14:30	91-20-3	
n-Propylbenzene	**0.43J**	ug/L	0.50	0.34	1		06/13/22 14:30	103-65-1	
Styrene	ND	ug/L	0.50	0.29	1		06/13/22 14:30	100-42-5	
1,1,1,2-Tetrachloroethane	ND	ug/L	0.50	0.31	1		06/13/22 14:30	630-20-6	
1,1,2,2-Tetrachloroethane	ND	ug/L	0.50	0.22	1		06/13/22 14:30	79-34-5	
Tetrachloroethene	ND	ug/L	0.50	0.29	1		06/13/22 14:30	127-18-4	
Toluene	**32.1**	ug/L	0.50	0.48	1		06/13/22 14:30	108-88-3	M1
1,2,3-Trichlorobenzene	ND	ug/L	2.0	0.81	1		06/13/22 14:30	87-61-6	
1,2,4-Trichlorobenzene	ND	ug/L	2.0	0.64	1		06/13/22 14:30	120-82-1	
1,1,1-Trichloroethane	ND	ug/L	0.50	0.33	1		06/13/22 14:30	71-55-6	
1,1,2-Trichloroethane	ND	ug/L	0.50	0.32	1		06/13/22 14:30	79-00-5	
Trichloroethene	ND	ug/L	0.50	0.38	1		06/13/22 14:30	79-01-6	
Trichlorofluoromethane	ND	ug/L	1.0	0.30	1		06/13/22 14:30	75-69-4	
1,2,3-Trichloropropane	ND	ug/L	0.50	0.26	1		06/13/22 14:30	96-18-4	
1,2,4-Trimethylbenzene	**5.1**	ug/L	0.50	0.50	1		06/13/22 14:30	95-63-6	
1,3,5-Trimethylbenzene	**1.3**	ug/L	0.50	0.33	1		06/13/22 14:30	108-67-8	
Vinyl chloride	ND	ug/L	1.0	0.39	1		06/13/22 14:30	75-01-4	
m&p-Xylene	**33.2**	ug/L	1.0	0.71	1		06/13/22 14:30	179601-23-1	
o-Xylene	**15.1**	ug/L	0.50	0.34	1		06/13/22 14:30	95-47-6	
Surrogates									
1,2-Dichloroethane-d4 (S)	101	%	70-130		1		06/13/22 14:30	17060-07-0	
4-Bromofluorobenzene (S)	84	%	70-130		1		06/13/22 14:30	460-00-4	
Toluene-d8 (S)	104	%	70-130		1		06/13/22 14:30	2037-26-5	

REPORT OF LABORATORY ANALYSIS

This report shall not be reproduced, except in full,
without the written consent of Pace Analytical Services, LLC.

Pace Analytical Services, LLC
9800 Kincey Ave. Suite 100
Huntersville, NC 28078
(704)875-9092

ANALYTICAL RESULTS

Project: CPC HUNTERSVILLE (GW)
Pace Project No.: 92607183

Sample: MW-73 **Lab ID: 92607183004** Collected: 05/31/22 11:00 Received: 05/31/22 16:05 Matrix: Water

Parameters	Results	Units	Report Limit	MDL	DF	Prepared	Analyzed	CAS No.	Qual
VPH NC Water	Analytical Method: MADEP VPH Pace Analytical Services - Charlotte								
Total VPH (C5-C12)	ND	ug/L	50.0	50.0	1		06/02/22 05:23		N2
Aliphatic (C05-C08)	ND	ug/L	50.0	50.0	1		06/02/22 05:23		N2
Aliphatic(C09-C12) Adjusted	ND	ug/L	50.0	50.0	1		06/02/22 05:23		N2
Aromatic (C09-C10)	ND	ug/L	50.0	50.0	1		06/02/22 05:23		N2
Surrogates									
4-Bromofluorobenzene (FID) (S)	98	%	70-130		1		06/02/22 05:23	460-00-4	
4-Bromofluorobenzene (PID) (S)	83	%	70-130		1		06/02/22 05:23	460-00-4	
6020 MET ICPMS	Analytical Method: EPA 6020B Preparation Method: EPA 3005A Pace Analytical Services - Peachtree Corners, GA								
Lead	**23.9**	ug/L	5.0	0.89	1	06/02/22 10:21	06/02/22 20:22	7439-92-1	
6200B MSV	Analytical Method: SM 6200B Pace Analytical Services - Charlotte								
Benzene	ND	ug/L	0.50	0.34	1		06/02/22 04:50	71-43-2	
Bromobenzene	ND	ug/L	0.50	0.29	1		06/02/22 04:50	108-86-1	
Bromochloromethane	ND	ug/L	0.50	0.47	1		06/02/22 04:50	74-97-5	
Bromodichloromethane	ND	ug/L	0.50	0.31	1		06/02/22 04:50	75-27-4	
Bromoform	ND	ug/L	0.50	0.34	1		06/02/22 04:50	75-25-2	
Bromomethane	ND	ug/L	5.0	1.7	1		06/02/22 04:50	74-83-9	
n-Butylbenzene	ND	ug/L	0.50	0.49	1		06/02/22 04:50	104-51-8	
sec-Butylbenzene	ND	ug/L	0.50	0.40	1		06/02/22 04:50	135-98-8	
tert-Butylbenzene	ND	ug/L	0.50	0.32	1		06/02/22 04:50	98-06-6	
Carbon tetrachloride	ND	ug/L	0.50	0.33	1		06/02/22 04:50	56-23-5	
Chlorobenzene	ND	ug/L	0.50	0.28	1		06/02/22 04:50	108-90-7	
Chloroethane	ND	ug/L	1.0	0.65	1		06/02/22 04:50	75-00-3	
Chloroform	ND	ug/L	0.50	0.43	1		06/02/22 04:50	67-66-3	
Chloromethane	ND	ug/L	1.0	0.54	1		06/02/22 04:50	74-87-3	
2-Chlorotoluene	ND	ug/L	0.50	0.32	1		06/02/22 04:50	95-49-8	
4-Chlorotoluene	ND	ug/L	0.50	0.32	1		06/02/22 04:50	106-43-4	
1,2-Dibromo-3-chloropropane	ND	ug/L	1.0	0.34	1		06/02/22 04:50	96-12-8	
Dibromochloromethane	ND	ug/L	0.50	0.36	1		06/02/22 04:50	124-48-1	
1,2-Dibromoethane (EDB)	ND	ug/L	0.50	0.27	1		06/02/22 04:50	106-93-4	
Dibromomethane	ND	ug/L	0.50	0.39	1		06/02/22 04:50	74-95-3	
1,2-Dichlorobenzene	ND	ug/L	0.50	0.34	1		06/02/22 04:50	95-50-1	
1,3-Dichlorobenzene	ND	ug/L	0.50	0.34	1		06/02/22 04:50	541-73-1	
1,4-Dichlorobenzene	ND	ug/L	0.50	0.33	1		06/02/22 04:50	106-46-7	
Dichlorodifluoromethane	ND	ug/L	0.50	0.35	1		06/02/22 04:50	75-71-8	
1,1-Dichloroethane	ND	ug/L	0.50	0.37	1		06/02/22 04:50	75-34-3	
1,2-Dichloroethane	ND	ug/L	0.50	0.32	1		06/02/22 04:50	107-06-2	
1,1-Dichloroethene	ND	ug/L	0.50	0.35	1		06/02/22 04:50	75-35-4	
cis-1,2-Dichloroethene	ND	ug/L	0.50	0.38	1		06/02/22 04:50	156-59-2	
trans-1,2-Dichloroethene	ND	ug/L	0.50	0.40	1		06/02/22 04:50	156-60-5	
1,2-Dichloropropane	ND	ug/L	0.50	0.36	1		06/02/22 04:50	78-87-5	
1,3-Dichloropropane	ND	ug/L	0.50	0.28	1		06/02/22 04:50	142-28-9	

REPORT OF LABORATORY ANALYSIS

This report shall not be reproduced, except in full,
without the written consent of Pace Analytical Services, LLC.

Pace Analytical Services, LLC
9800 Kincey Ave. Suite 100
Huntersville, NC 28078
(704)875-9092

ANALYTICAL RESULTS

Project: CPC HUNTERSVILLE (GW)
Pace Project No.: 92607183

Sample: MW-73 **Lab ID: 92607183004** Collected: 05/31/22 11:00 Received: 05/31/22 16:05 Matrix: Water

Parameters	Results	Units	Report Limit	MDL	DF	Prepared	Analyzed	CAS No.	Qual
6200B MSV	Analytical Method: SM 6200B Pace Analytical Services - Charlotte								
2,2-Dichloropropane	ND	ug/L	0.50	0.39	1		06/02/22 04:50	594-20-7	
1,1-Dichloropropene	ND	ug/L	0.50	0.43	1		06/02/22 04:50	563-58-6	
cis-1,3-Dichloropropene	ND	ug/L	0.50	0.36	1		06/02/22 04:50	10061-01-5	
trans-1,3-Dichloropropene	ND	ug/L	0.50	0.36	1		06/02/22 04:50	10061-02-6	
Diisopropyl ether	ND	ug/L	0.50	0.31	1		06/02/22 04:50	108-20-3	
Ethylbenzene	ND	ug/L	0.50	0.30	1		06/02/22 04:50	100-41-4	
Hexachloro-1,3-butadiene	ND	ug/L	2.0	1.5	1		06/02/22 04:50	87-68-3	
Isopropylbenzene (Cumene)	ND	ug/L	0.50	0.33	1		06/02/22 04:50	98-82-8	
Methylene Chloride	ND	ug/L	2.0	2.0	1		06/02/22 04:50	75-09-2	
Methyl-tert-butyl ether	ND	ug/L	0.50	0.42	1		06/02/22 04:50	1634-04-4	
Naphthalene	ND	ug/L	2.0	0.64	1		06/02/22 04:50	91-20-3	
n-Propylbenzene	ND	ug/L	0.50	0.34	1		06/02/22 04:50	103-65-1	
Styrene	ND	ug/L	0.50	0.29	1		06/02/22 04:50	100-42-5	
1,1,1,2-Tetrachloroethane	ND	ug/L	0.50	0.31	1		06/02/22 04:50	630-20-6	
1,1,2,2-Tetrachloroethane	ND	ug/L	0.50	0.22	1		06/02/22 04:50	79-34-5	
Tetrachloroethene	ND	ug/L	0.50	0.29	1		06/02/22 04:50	127-18-4	
Toluene	ND	ug/L	0.50	0.48	1		06/02/22 04:50	108-88-3	
1,2,3-Trichlorobenzene	ND	ug/L	2.0	0.81	1		06/02/22 04:50	87-61-6	
1,2,4-Trichlorobenzene	ND	ug/L	2.0	0.64	1		06/02/22 04:50	120-82-1	
1,1,1-Trichloroethane	ND	ug/L	0.50	0.33	1		06/02/22 04:50	71-55-6	
1,1,2-Trichloroethane	ND	ug/L	0.50	0.32	1		06/02/22 04:50	79-00-5	
Trichloroethene	ND	ug/L	0.50	0.38	1		06/02/22 04:50	79-01-6	
Trichlorofluoromethane	ND	ug/L	1.0	0.30	1		06/02/22 04:50	75-69-4	
1,2,3-Trichloropropane	ND	ug/L	0.50	0.26	1		06/02/22 04:50	96-18-4	
1,2,4-Trimethylbenzene	ND	ug/L	0.50	0.50	1		06/02/22 04:50	95-63-6	
1,3,5-Trimethylbenzene	ND	ug/L	0.50	0.33	1		06/02/22 04:50	108-67-8	
Vinyl chloride	ND	ug/L	1.0	0.39	1		06/02/22 04:50	75-01-4	
m&p-Xylene	ND	ug/L	1.0	0.71	1		06/02/22 04:50	179601-23-1	
o-Xylene	ND	ug/L	0.50	0.34	1		06/02/22 04:50	95-47-6	
Surrogates									
1,2-Dichloroethane-d4 (S)	90	%	70-130		1		06/02/22 04:50	17060-07-0	
4-Bromofluorobenzene (S)	99	%	70-130		1		06/02/22 04:50	460-00-4	
Toluene-d8 (S)	104	%	70-130		1		06/02/22 04:50	2037-26-5	

REPORT OF LABORATORY ANALYSIS

This report shall not be reproduced, except in full,
without the written consent of Pace Analytical Services, LLC.

Pace Analytical Services, LLC
9800 Kincey Ave. Suite 100
Huntersville, NC 28078
(704)875-9092

ANALYTICAL RESULTS

Project: CPC HUNTERSVILLE (GW)
Pace Project No.: 92607183

Sample: MW-45 **Lab ID: 92607183005** Collected: 05/31/22 11:15 Received: 05/31/22 16:05 Matrix: Water

Parameters	Results	Units	Report Limit	MDL	DF	Prepared	Analyzed	CAS No.	Qual
VPH NC Water	Analytical Method: MADEP VPH Pace Analytical Services - Charlotte								
Total VPH (C5-C12)	ND	ug/L	50.0	50.0	1		06/02/22 05:52		N2
Aliphatic (C05-C08)	ND	ug/L	50.0	50.0	1		06/02/22 05:52		N2
Aliphatic(C09-C12) Adjusted	ND	ug/L	50.0	50.0	1		06/02/22 05:52		N2
Aromatic (C09-C10)	ND	ug/L	50.0	50.0	1		06/02/22 05:52		N2
Surrogates									
4-Bromofluorobenzene (FID) (S)	97	%	70-130		1		06/02/22 05:52	460-00-4	
4-Bromofluorobenzene (PID) (S)	82	%	70-130		1		06/02/22 05:52	460-00-4	
6020 MET ICPMS	Analytical Method: EPA 6020B Preparation Method: EPA 3005A Pace Analytical Services - Peachtree Corners, GA								
Lead	ND	ug/L	5.0	0.89	1	06/02/22 10:21	06/02/22 20:28	7439-92-1	
6200B MSV	Analytical Method: SM 6200B Pace Analytical Services - Charlotte								
Benzene	ND	ug/L	0.50	0.34	1		06/02/22 05:08	71-43-2	
Bromobenzene	ND	ug/L	0.50	0.29	1		06/02/22 05:08	108-86-1	
Bromochloromethane	ND	ug/L	0.50	0.47	1		06/02/22 05:08	74-97-5	
Bromodichloromethane	ND	ug/L	0.50	0.31	1		06/02/22 05:08	75-27-4	
Bromoform	ND	ug/L	0.50	0.34	1		06/02/22 05:08	75-25-2	
Bromomethane	ND	ug/L	5.0	1.7	1		06/02/22 05:08	74-83-9	
n-Butylbenzene	ND	ug/L	0.50	0.49	1		06/02/22 05:08	104-51-8	
sec-Butylbenzene	ND	ug/L	0.50	0.40	1		06/02/22 05:08	135-98-8	
tert-Butylbenzene	ND	ug/L	0.50	0.32	1		06/02/22 05:08	98-06-6	
Carbon tetrachloride	ND	ug/L	0.50	0.33	1		06/02/22 05:08	56-23-5	
Chlorobenzene	ND	ug/L	0.50	0.28	1		06/02/22 05:08	108-90-7	
Chloroethane	ND	ug/L	1.0	0.65	1		06/02/22 05:08	75-00-3	
Chloroform	ND	ug/L	0.50	0.43	1		06/02/22 05:08	67-66-3	
Chloromethane	ND	ug/L	1.0	0.54	1		06/02/22 05:08	74-87-3	
2-Chlorotoluene	ND	ug/L	0.50	0.32	1		06/02/22 05:08	95-49-8	
4-Chlorotoluene	ND	ug/L	0.50	0.32	1		06/02/22 05:08	106-43-4	
1,2-Dibromo-3-chloropropane	ND	ug/L	1.0	0.34	1		06/02/22 05:08	96-12-8	
Dibromochloromethane	ND	ug/L	0.50	0.36	1		06/02/22 05:08	124-48-1	
1,2-Dibromoethane (EDB)	ND	ug/L	0.50	0.27	1		06/02/22 05:08	106-93-4	
Dibromomethane	ND	ug/L	0.50	0.39	1		06/02/22 05:08	74-95-3	
1,2-Dichlorobenzene	ND	ug/L	0.50	0.34	1		06/02/22 05:08	95-50-1	
1,3-Dichlorobenzene	ND	ug/L	0.50	0.34	1		06/02/22 05:08	541-73-1	
1,4-Dichlorobenzene	ND	ug/L	0.50	0.33	1		06/02/22 05:08	106-46-7	
Dichlorodifluoromethane	ND	ug/L	0.50	0.35	1		06/02/22 05:08	75-71-8	
1,1-Dichloroethane	ND	ug/L	0.50	0.37	1		06/02/22 05:08	75-34-3	
1,2-Dichloroethane	ND	ug/L	0.50	0.32	1		06/02/22 05:08	107-06-2	
1,1-Dichloroethene	ND	ug/L	0.50	0.35	1		06/02/22 05:08	75-35-4	
cis-1,2-Dichloroethene	ND	ug/L	0.50	0.38	1		06/02/22 05:08	156-59-2	
trans-1,2-Dichloroethene	ND	ug/L	0.50	0.40	1		06/02/22 05:08	156-60-5	
1,2-Dichloropropane	ND	ug/L	0.50	0.36	1		06/02/22 05:08	78-87-5	
1,3-Dichloropropane	ND	ug/L	0.50	0.28	1		06/02/22 05:08	142-28-9	

REPORT OF LABORATORY ANALYSIS

This report shall not be reproduced, except in full,
without the written consent of Pace Analytical Services, LLC.

Pace Analytical Services, LLC
9800 Kincey Ave. Suite 100
Huntersville, NC 28078
(704)875-9092

ANALYTICAL RESULTS

Project: CPC HUNTERSVILLE (GW)
Pace Project No.: 92607183

Sample: MW-45 **Lab ID: 92607183005** Collected: 05/31/22 11:15 Received: 05/31/22 16:05 Matrix: Water

Parameters	Results	Units	Report Limit	MDL	DF	Prepared	Analyzed	CAS No.	Qual
6200B MSV	Analytical Method: SM 6200B Pace Analytical Services - Charlotte								
2,2-Dichloropropane	ND	ug/L	0.50	0.39	1		06/02/22 05:08	594-20-7	
1,1-Dichloropropene	ND	ug/L	0.50	0.43	1		06/02/22 05:08	563-58-6	
cis-1,3-Dichloropropene	ND	ug/L	0.50	0.36	1		06/02/22 05:08	10061-01-5	
trans-1,3-Dichloropropene	ND	ug/L	0.50	0.36	1		06/02/22 05:08	10061-02-6	
Diisopropyl ether	**0.76**	ug/L	0.50	0.31	1		06/02/22 05:08	108-20-3	
Ethylbenzene	ND	ug/L	0.50	0.30	1		06/02/22 05:08	100-41-4	
Hexachloro-1,3-butadiene	ND	ug/L	2.0	1.5	1		06/02/22 05:08	87-68-3	
Isopropylbenzene (Cumene)	ND	ug/L	0.50	0.33	1		06/02/22 05:08	98-82-8	
Methylene Chloride	ND	ug/L	2.0	2.0	1		06/02/22 05:08	75-09-2	
Methyl-tert-butyl ether	ND	ug/L	0.50	0.42	1		06/02/22 05:08	1634-04-4	
Naphthalene	ND	ug/L	2.0	0.64	1		06/02/22 05:08	91-20-3	
n-Propylbenzene	ND	ug/L	0.50	0.34	1		06/02/22 05:08	103-65-1	
Styrene	ND	ug/L	0.50	0.29	1		06/02/22 05:08	100-42-5	
1,1,1,2-Tetrachloroethane	ND	ug/L	0.50	0.31	1		06/02/22 05:08	630-20-6	
1,1,2,2-Tetrachloroethane	ND	ug/L	0.50	0.22	1		06/02/22 05:08	79-34-5	
Tetrachloroethene	ND	ug/L	0.50	0.29	1		06/02/22 05:08	127-18-4	
Toluene	ND	ug/L	0.50	0.48	1		06/02/22 05:08	108-88-3	
1,2,3-Trichlorobenzene	ND	ug/L	2.0	0.81	1		06/02/22 05:08	87-61-6	
1,2,4-Trichlorobenzene	ND	ug/L	2.0	0.64	1		06/02/22 05:08	120-82-1	
1,1,1-Trichloroethane	ND	ug/L	0.50	0.33	1		06/02/22 05:08	71-55-6	
1,1,2-Trichloroethane	ND	ug/L	0.50	0.32	1		06/02/22 05:08	79-00-5	
Trichloroethene	ND	ug/L	0.50	0.38	1		06/02/22 05:08	79-01-6	
Trichlorofluoromethane	ND	ug/L	1.0	0.30	1		06/02/22 05:08	75-69-4	
1,2,3-Trichloropropane	ND	ug/L	0.50	0.26	1		06/02/22 05:08	96-18-4	
1,2,4-Trimethylbenzene	ND	ug/L	0.50	0.50	1		06/02/22 05:08	95-63-6	
1,3,5-Trimethylbenzene	ND	ug/L	0.50	0.33	1		06/02/22 05:08	108-67-8	
Vinyl chloride	ND	ug/L	1.0	0.39	1		06/02/22 05:08	75-01-4	
m&p-Xylene	ND	ug/L	1.0	0.71	1		06/02/22 05:08	179601-23-1	
o-Xylene	ND	ug/L	0.50	0.34	1		06/02/22 05:08	95-47-6	
Surrogates									
1,2-Dichloroethane-d4 (S)	92	%	70-130		1		06/02/22 05:08	17060-07-0	
4-Bromofluorobenzene (S)	99	%	70-130		1		06/02/22 05:08	460-00-4	
Toluene-d8 (S)	105	%	70-130		1		06/02/22 05:08	2037-26-5	

REPORT OF LABORATORY ANALYSIS

This report shall not be reproduced, except in full,
without the written consent of Pace Analytical Services, LLC.

Pace Analytical Services, LLC
9800 Kincey Ave. Suite 100
Huntersville, NC 28078
(704)875-9092

ANALYTICAL RESULTS

Project: CPC HUNTERSVILLE (GW)
Pace Project No.: 92607183

Sample: MW-08 **Lab ID: 92607183006** Collected: 05/31/22 12:30 Received: 05/31/22 16:05 Matrix: Water

Parameters	Results	Units	Report Limit	MDL	DF	Prepared	Analyzed	CAS No.	Qual
VPH NC Water	Analytical Method: MADEP VPH Pace Analytical Services - Charlotte								
Total VPH (C5-C12)	ND	ug/L	50.0	50.0	1		06/02/22 06:21		N2
Aliphatic (C05-C08)	ND	ug/L	50.0	50.0	1		06/02/22 06:21		N2
Aliphatic(C09-C12) Adjusted	ND	ug/L	50.0	50.0	1		06/02/22 06:21		N2
Aromatic (C09-C10)	ND	ug/L	50.0	50.0	1		06/02/22 06:21		N2
Surrogates									
4-Bromofluorobenzene (FID) (S)	96	%	70-130		1		06/02/22 06:21	460-00-4	
4-Bromofluorobenzene (PID) (S)	81	%	70-130		1		06/02/22 06:21	460-00-4	
6020 MET ICPMS	Analytical Method: EPA 6020B Preparation Method: EPA 3005A Pace Analytical Services - Peachtree Corners, GA								
Lead	ND	ug/L	5.0	0.89	1	06/02/22 10:21	06/02/22 20:34	7439-92-1	
6200B MSV	Analytical Method: SM 6200B Pace Analytical Services - Charlotte								
Benzene	ND	ug/L	0.50	0.34	1		06/02/22 05:26	71-43-2	
Bromobenzene	ND	ug/L	0.50	0.29	1		06/02/22 05:26	108-86-1	
Bromochloromethane	ND	ug/L	0.50	0.47	1		06/02/22 05:26	74-97-5	
Bromodichloromethane	ND	ug/L	0.50	0.31	1		06/02/22 05:26	75-27-4	
Bromoform	ND	ug/L	0.50	0.34	1		06/02/22 05:26	75-25-2	
Bromomethane	ND	ug/L	5.0	1.7	1		06/02/22 05:26	74-83-9	
n-Butylbenzene	ND	ug/L	0.50	0.49	1		06/02/22 05:26	104-51-8	
sec-Butylbenzene	ND	ug/L	0.50	0.40	1		06/02/22 05:26	135-98-8	
tert-Butylbenzene	ND	ug/L	0.50	0.32	1		06/02/22 05:26	98-06-6	
Carbon tetrachloride	ND	ug/L	0.50	0.33	1		06/02/22 05:26	56-23-5	
Chlorobenzene	ND	ug/L	0.50	0.28	1		06/02/22 05:26	108-90-7	
Chloroethane	ND	ug/L	1.0	0.65	1		06/02/22 05:26	75-00-3	
Chloroform	ND	ug/L	0.50	0.43	1		06/02/22 05:26	67-66-3	
Chloromethane	ND	ug/L	1.0	0.54	1		06/02/22 05:26	74-87-3	
2-Chlorotoluene	ND	ug/L	0.50	0.32	1		06/02/22 05:26	95-49-8	
4-Chlorotoluene	ND	ug/L	0.50	0.32	1		06/02/22 05:26	106-43-4	
1,2-Dibromo-3-chloropropane	ND	ug/L	1.0	0.34	1		06/02/22 05:26	96-12-8	
Dibromochloromethane	ND	ug/L	0.50	0.36	1		06/02/22 05:26	124-48-1	
1,2-Dibromoethane (EDB)	ND	ug/L	0.50	0.27	1		06/02/22 05:26	106-93-4	
Dibromomethane	ND	ug/L	0.50	0.39	1		06/02/22 05:26	74-95-3	
1,2-Dichlorobenzene	ND	ug/L	0.50	0.34	1		06/02/22 05:26	95-50-1	
1,3-Dichlorobenzene	ND	ug/L	0.50	0.34	1		06/02/22 05:26	541-73-1	
1,4-Dichlorobenzene	ND	ug/L	0.50	0.33	1		06/02/22 05:26	106-46-7	
Dichlorodifluoromethane	ND	ug/L	0.50	0.35	1		06/02/22 05:26	75-71-8	
1,1-Dichloroethane	ND	ug/L	0.50	0.37	1		06/02/22 05:26	75-34-3	
1,2-Dichloroethane	ND	ug/L	0.50	0.32	1		06/02/22 05:26	107-06-2	
1,1-Dichloroethene	ND	ug/L	0.50	0.35	1		06/02/22 05:26	75-35-4	
cis-1,2-Dichloroethene	ND	ug/L	0.50	0.38	1		06/02/22 05:26	156-59-2	
trans-1,2-Dichloroethene	ND	ug/L	0.50	0.40	1		06/02/22 05:26	156-60-5	
1,2-Dichloropropane	ND	ug/L	0.50	0.36	1		06/02/22 05:26	78-87-5	
1,3-Dichloropropane	ND	ug/L	0.50	0.28	1		06/02/22 05:26	142-28-9	

REPORT OF LABORATORY ANALYSIS

This report shall not be reproduced, except in full,
without the written consent of Pace Analytical Services, LLC.

Pace Analytical Services, LLC
9800 Kincey Ave. Suite 100
Huntersville, NC 28078
(704)875-9092

ANALYTICAL RESULTS

Project: CPC HUNTERSVILLE (GW)
Pace Project No.: 92607183

Sample: MW-08 **Lab ID: 92607183006** Collected: 05/31/22 12:30 Received: 05/31/22 16:05 Matrix: Water

Parameters	Results	Units	Report Limit	MDL	DF	Prepared	Analyzed	CAS No.	Qual
6200B MSV	Analytical Method: SM 6200B Pace Analytical Services - Charlotte								
2,2-Dichloropropane	ND	ug/L	0.50	0.39	1		06/02/22 05:26	594-20-7	
1,1-Dichloropropene	ND	ug/L	0.50	0.43	1		06/02/22 05:26	563-58-6	
cis-1,3-Dichloropropene	ND	ug/L	0.50	0.36	1		06/02/22 05:26	10061-01-5	
trans-1,3-Dichloropropene	ND	ug/L	0.50	0.36	1		06/02/22 05:26	10061-02-6	
Diisopropyl ether	ND	ug/L	0.50	0.31	1		06/02/22 05:26	108-20-3	
Ethylbenzene	ND	ug/L	0.50	0.30	1		06/02/22 05:26	100-41-4	
Hexachloro-1,3-butadiene	ND	ug/L	2.0	1.5	1		06/02/22 05:26	87-68-3	
Isopropylbenzene (Cumene)	ND	ug/L	0.50	0.33	1		06/02/22 05:26	98-82-8	
Methylene Chloride	ND	ug/L	2.0	2.0	1		06/02/22 05:26	75-09-2	
Methyl-tert-butyl ether	ND	ug/L	0.50	0.42	1		06/02/22 05:26	1634-04-4	
Naphthalene	ND	ug/L	2.0	0.64	1		06/02/22 05:26	91-20-3	
n-Propylbenzene	ND	ug/L	0.50	0.34	1		06/02/22 05:26	103-65-1	
Styrene	ND	ug/L	0.50	0.29	1		06/02/22 05:26	100-42-5	
1,1,1,2-Tetrachloroethane	ND	ug/L	0.50	0.31	1		06/02/22 05:26	630-20-6	
1,1,2,2-Tetrachloroethane	ND	ug/L	0.50	0.22	1		06/02/22 05:26	79-34-5	
Tetrachloroethene	ND	ug/L	0.50	0.29	1		06/02/22 05:26	127-18-4	
Toluene	ND	ug/L	0.50	0.48	1		06/02/22 05:26	108-88-3	
1,2,3-Trichlorobenzene	ND	ug/L	2.0	0.81	1		06/02/22 05:26	87-61-6	
1,2,4-Trichlorobenzene	ND	ug/L	2.0	0.64	1		06/02/22 05:26	120-82-1	
1,1,1-Trichloroethane	ND	ug/L	0.50	0.33	1		06/02/22 05:26	71-55-6	
1,1,2-Trichloroethane	ND	ug/L	0.50	0.32	1		06/02/22 05:26	79-00-5	
Trichloroethene	ND	ug/L	0.50	0.38	1		06/02/22 05:26	79-01-6	
Trichlorofluoromethane	ND	ug/L	1.0	0.30	1		06/02/22 05:26	75-69-4	
1,2,3-Trichloropropane	ND	ug/L	0.50	0.26	1		06/02/22 05:26	96-18-4	
1,2,4-Trimethylbenzene	ND	ug/L	0.50	0.50	1		06/02/22 05:26	95-63-6	
1,3,5-Trimethylbenzene	ND	ug/L	0.50	0.33	1		06/02/22 05:26	108-67-8	
Vinyl chloride	ND	ug/L	1.0	0.39	1		06/02/22 05:26	75-01-4	
m&p-Xylene	ND	ug/L	1.0	0.71	1		06/02/22 05:26	179601-23-1	
o-Xylene	ND	ug/L	0.50	0.34	1		06/02/22 05:26	95-47-6	
Surrogates									
1,2-Dichloroethane-d4 (S)	91	%	70-130		1		06/02/22 05:26	17060-07-0	
4-Bromofluorobenzene (S)	98	%	70-130		1		06/02/22 05:26	460-00-4	
Toluene-d8 (S)	106	%	70-130		1		06/02/22 05:26	2037-26-5	

REPORT OF LABORATORY ANALYSIS

This report shall not be reproduced, except in full,
without the written consent of Pace Analytical Services, LLC.

Pace Analytical Services, LLC
9800 Kincey Ave. Suite 100
Huntersville, NC 28078
(704)875-9092

ANALYTICAL RESULTS

Project: CPC HUNTERSVILLE (GW)
Pace Project No.: 92607183

Sample: MW-49 **Lab ID: 92607183007** Collected: 05/31/22 12:40 Received: 05/31/22 16:05 Matrix: Water

Parameters	Results	Units	Report Limit	MDL	DF	Prepared	Analyzed	CAS No.	Qual
VPH NC Water	Analytical Method: MADEP VPH Pace Analytical Services - Charlotte								
Total VPH (C5-C12)	ND	ug/L	50.0	50.0	1		06/02/22 11:10		N2
Aliphatic (C05-C08)	ND	ug/L	50.0	50.0	1		06/02/22 11:10		N2
Aliphatic(C09-C12) Adjusted	ND	ug/L	50.0	50.0	1		06/02/22 11:10		N2
Aromatic (C09-C10)	ND	ug/L	50.0	50.0	1		06/02/22 11:10		N2
Surrogates									
4-Bromofluorobenzene (FID) (S)	99	%	70-130		1		06/02/22 11:10	460-00-4	
4-Bromofluorobenzene (PID) (S)	84	%	70-130		1		06/02/22 11:10	460-00-4	
6020 MET ICPMS	Analytical Method: EPA 6020B Preparation Method: EPA 3005A Pace Analytical Services - Peachtree Corners, GA								
Lead	ND	ug/L	5.0	0.89	1	06/02/22 10:21	06/02/22 20:52	7439-92-1	
6200B MSV	Analytical Method: SM 6200B Pace Analytical Services - Charlotte								
Benzene	ND	ug/L	0.50	0.34	1		06/02/22 05:44	71-43-2	
Bromobenzene	ND	ug/L	0.50	0.29	1		06/02/22 05:44	108-86-1	
Bromochloromethane	ND	ug/L	0.50	0.47	1		06/02/22 05:44	74-97-5	
Bromodichloromethane	ND	ug/L	0.50	0.31	1		06/02/22 05:44	75-27-4	
Bromoform	ND	ug/L	0.50	0.34	1		06/02/22 05:44	75-25-2	
Bromomethane	ND	ug/L	5.0	1.7	1		06/02/22 05:44	74-83-9	
n-Butylbenzene	ND	ug/L	0.50	0.49	1		06/02/22 05:44	104-51-8	
sec-Butylbenzene	ND	ug/L	0.50	0.40	1		06/02/22 05:44	135-98-8	
tert-Butylbenzene	ND	ug/L	0.50	0.32	1		06/02/22 05:44	98-06-6	
Carbon tetrachloride	ND	ug/L	0.50	0.33	1		06/02/22 05:44	56-23-5	
Chlorobenzene	ND	ug/L	0.50	0.28	1		06/02/22 05:44	108-90-7	
Chloroethane	ND	ug/L	1.0	0.65	1		06/02/22 05:44	75-00-3	
Chloroform	ND	ug/L	0.50	0.43	1		06/02/22 05:44	67-66-3	
Chloromethane	ND	ug/L	1.0	0.54	1		06/02/22 05:44	74-87-3	
2-Chlorotoluene	ND	ug/L	0.50	0.32	1		06/02/22 05:44	95-49-8	
4-Chlorotoluene	ND	ug/L	0.50	0.32	1		06/02/22 05:44	106-43-4	
1,2-Dibromo-3-chloropropane	ND	ug/L	1.0	0.34	1		06/02/22 05:44	96-12-8	
Dibromochloromethane	ND	ug/L	0.50	0.36	1		06/02/22 05:44	124-48-1	
1,2-Dibromoethane (EDB)	ND	ug/L	0.50	0.27	1		06/02/22 05:44	106-93-4	
Dibromomethane	ND	ug/L	0.50	0.39	1		06/02/22 05:44	74-95-3	
1,2-Dichlorobenzene	ND	ug/L	0.50	0.34	1		06/02/22 05:44	95-50-1	
1,3-Dichlorobenzene	ND	ug/L	0.50	0.34	1		06/02/22 05:44	541-73-1	
1,4-Dichlorobenzene	ND	ug/L	0.50	0.33	1		06/02/22 05:44	106-46-7	
Dichlorodifluoromethane	ND	ug/L	0.50	0.35	1		06/02/22 05:44	75-71-8	
1,1-Dichloroethane	ND	ug/L	0.50	0.37	1		06/02/22 05:44	75-34-3	
1,2-Dichloroethane	ND	ug/L	0.50	0.32	1		06/02/22 05:44	107-06-2	
1,1-Dichloroethene	ND	ug/L	0.50	0.35	1		06/02/22 05:44	75-35-4	
cis-1,2-Dichloroethene	ND	ug/L	0.50	0.38	1		06/02/22 05:44	156-59-2	
trans-1,2-Dichloroethene	ND	ug/L	0.50	0.40	1		06/02/22 05:44	156-60-5	
1,2-Dichloropropane	ND	ug/L	0.50	0.36	1		06/02/22 05:44	78-87-5	
1,3-Dichloropropane	ND	ug/L	0.50	0.28	1		06/02/22 05:44	142-28-9	

REPORT OF LABORATORY ANALYSIS

This report shall not be reproduced, except in full,
without the written consent of Pace Analytical Services, LLC.

Pace Analytical Services, LLC
9800 Kincey Ave. Suite 100
Huntersville, NC 28078
(704)875-9092

ANALYTICAL RESULTS

Project: CPC HUNTERSVILLE (GW)
Pace Project No.: 92607183

Sample: MW-49 **Lab ID: 92607183007** Collected: 05/31/22 12:40 Received: 05/31/22 16:05 Matrix: Water

Parameters	Results	Units	Report Limit	MDL	DF	Prepared	Analyzed	CAS No.	Qual
6200B MSV	Analytical Method: SM 6200B Pace Analytical Services - Charlotte								
2,2-Dichloropropane	ND	ug/L	0.50	0.39	1		06/02/22 05:44	594-20-7	
1,1-Dichloropropene	ND	ug/L	0.50	0.43	1		06/02/22 05:44	563-58-6	
cis-1,3-Dichloropropene	ND	ug/L	0.50	0.36	1		06/02/22 05:44	10061-01-5	
trans-1,3-Dichloropropene	ND	ug/L	0.50	0.36	1		06/02/22 05:44	10061-02-6	
Diisopropyl ether	ND	ug/L	0.50	0.31	1		06/02/22 05:44	108-20-3	
Ethylbenzene	ND	ug/L	0.50	0.30	1		06/02/22 05:44	100-41-4	
Hexachloro-1,3-butadiene	ND	ug/L	2.0	1.5	1		06/02/22 05:44	87-68-3	
Isopropylbenzene (Cumene)	ND	ug/L	0.50	0.33	1		06/02/22 05:44	98-82-8	
Methylene Chloride	ND	ug/L	2.0	2.0	1		06/02/22 05:44	75-09-2	
Methyl-tert-butyl ether	ND	ug/L	0.50	0.42	1		06/02/22 05:44	1634-04-4	
Naphthalene	ND	ug/L	2.0	0.64	1		06/02/22 05:44	91-20-3	
n-Propylbenzene	ND	ug/L	0.50	0.34	1		06/02/22 05:44	103-65-1	
Styrene	ND	ug/L	0.50	0.29	1		06/02/22 05:44	100-42-5	
1,1,1,2-Tetrachloroethane	ND	ug/L	0.50	0.31	1		06/02/22 05:44	630-20-6	
1,1,2,2-Tetrachloroethane	ND	ug/L	0.50	0.22	1		06/02/22 05:44	79-34-5	
Tetrachloroethene	ND	ug/L	0.50	0.29	1		06/02/22 05:44	127-18-4	
Toluene	ND	ug/L	0.50	0.48	1		06/02/22 05:44	108-88-3	
1,2,3-Trichlorobenzene	ND	ug/L	2.0	0.81	1		06/02/22 05:44	87-61-6	
1,2,4-Trichlorobenzene	ND	ug/L	2.0	0.64	1		06/02/22 05:44	120-82-1	
1,1,1-Trichloroethane	ND	ug/L	0.50	0.33	1		06/02/22 05:44	71-55-6	
1,1,2-Trichloroethane	ND	ug/L	0.50	0.32	1		06/02/22 05:44	79-00-5	
Trichloroethene	ND	ug/L	0.50	0.38	1		06/02/22 05:44	79-01-6	
Trichlorofluoromethane	ND	ug/L	1.0	0.30	1		06/02/22 05:44	75-69-4	
1,2,3-Trichloropropane	ND	ug/L	0.50	0.26	1		06/02/22 05:44	96-18-4	
1,2,4-Trimethylbenzene	ND	ug/L	0.50	0.50	1		06/02/22 05:44	95-63-6	
1,3,5-Trimethylbenzene	ND	ug/L	0.50	0.33	1		06/02/22 05:44	108-67-8	
Vinyl chloride	ND	ug/L	1.0	0.39	1		06/02/22 05:44	75-01-4	
m&p-Xylene	ND	ug/L	1.0	0.71	1		06/02/22 05:44	179601-23-1	
o-Xylene	ND	ug/L	0.50	0.34	1		06/02/22 05:44	95-47-6	
Surrogates									
1,2-Dichloroethane-d4 (S)	90	%	70-130		1		06/02/22 05:44	17060-07-0	
4-Bromofluorobenzene (S)	100	%	70-130		1		06/02/22 05:44	460-00-4	
Toluene-d8 (S)	106	%	70-130		1		06/02/22 05:44	2037-26-5	

REPORT OF LABORATORY ANALYSIS

This report shall not be reproduced, except in full,
without the written consent of Pace Analytical Services, LLC.

Pace Analytical Services, LLC
9800 Kincey Ave. Suite 100
Huntersville, NC 28078
(704)875-9092

ANALYTICAL RESULTS

Project: CPC HUNTERSVILLE (GW)
Pace Project No.: 92607183

Sample: MW-14 **Lab ID: 92607183008** Collected: 05/31/22 13:00 Received: 05/31/22 16:05 Matrix: Water

Parameters	Results	Units	Report Limit	MDL	DF	Prepared	Analyzed	CAS No.	Qual
VPH NC Water	Analytical Method: MADEP VPH Pace Analytical Services - Charlotte								
Total VPH (C5-C12)	ND	ug/L	50.0	50.0	1		06/02/22 11:39		N2
Aliphatic (C05-C08)	ND	ug/L	50.0	50.0	1		06/02/22 11:39		N2
Aliphatic(C09-C12) Adjusted	ND	ug/L	50.0	50.0	1		06/02/22 11:39		N2
Aromatic (C09-C10)	ND	ug/L	50.0	50.0	1		06/02/22 11:39		N2
Surrogates									
4-Bromofluorobenzene (FID) (S)	97	%	70-130		1		06/02/22 11:39	460-00-4	
4-Bromofluorobenzene (PID) (S)	82	%	70-130		1		06/02/22 11:39	460-00-4	
6020 MET ICPMS	Analytical Method: EPA 6020B Preparation Method: EPA 3005A Pace Analytical Services - Peachtree Corners, GA								
Lead	**1.7J**	ug/L	5.0	0.89	1	06/02/22 10:21	06/02/22 20:58	7439-92-1	
6200B MSV	Analytical Method: SM 6200B Pace Analytical Services - Charlotte								
Benzene	ND	ug/L	0.50	0.34	1		06/02/22 19:03	71-43-2	
Bromobenzene	ND	ug/L	0.50	0.29	1		06/02/22 19:03	108-86-1	
Bromochloromethane	ND	ug/L	0.50	0.47	1		06/02/22 19:03	74-97-5	
Bromodichloromethane	ND	ug/L	0.50	0.31	1		06/02/22 19:03	75-27-4	
Bromoform	ND	ug/L	0.50	0.34	1		06/02/22 19:03	75-25-2	
Bromomethane	ND	ug/L	5.0	1.7	1		06/02/22 19:03	74-83-9	
n-Butylbenzene	ND	ug/L	0.50	0.49	1		06/02/22 19:03	104-51-8	
sec-Butylbenzene	ND	ug/L	0.50	0.40	1		06/02/22 19:03	135-98-8	
tert-Butylbenzene	ND	ug/L	0.50	0.32	1		06/02/22 19:03	98-06-6	
Carbon tetrachloride	ND	ug/L	0.50	0.33	1		06/02/22 19:03	56-23-5	
Chlorobenzene	ND	ug/L	0.50	0.28	1		06/02/22 19:03	108-90-7	
Chloroethane	ND	ug/L	1.0	0.65	1		06/02/22 19:03	75-00-3	
Chloroform	ND	ug/L	0.50	0.43	1		06/02/22 19:03	67-66-3	
Chloromethane	ND	ug/L	1.0	0.54	1		06/02/22 19:03	74-87-3	
2-Chlorotoluene	ND	ug/L	0.50	0.32	1		06/02/22 19:03	95-49-8	
4-Chlorotoluene	ND	ug/L	0.50	0.32	1		06/02/22 19:03	106-43-4	
1,2-Dibromo-3-chloropropane	ND	ug/L	1.0	0.34	1		06/02/22 19:03	96-12-8	
Dibromochloromethane	ND	ug/L	0.50	0.36	1		06/02/22 19:03	124-48-1	
1,2-Dibromoethane (EDB)	ND	ug/L	0.50	0.27	1		06/02/22 19:03	106-93-4	
Dibromomethane	ND	ug/L	0.50	0.39	1		06/02/22 19:03	74-95-3	
1,2-Dichlorobenzene	ND	ug/L	0.50	0.34	1		06/02/22 19:03	95-50-1	
1,3-Dichlorobenzene	ND	ug/L	0.50	0.34	1		06/02/22 19:03	541-73-1	
1,4-Dichlorobenzene	ND	ug/L	0.50	0.33	1		06/02/22 19:03	106-46-7	
Dichlorodifluoromethane	ND	ug/L	0.50	0.35	1		06/02/22 19:03	75-71-8	
1,1-Dichloroethane	ND	ug/L	0.50	0.37	1		06/02/22 19:03	75-34-3	
1,2-Dichloroethane	ND	ug/L	0.50	0.32	1		06/02/22 19:03	107-06-2	
1,1-Dichloroethene	ND	ug/L	0.50	0.35	1		06/02/22 19:03	75-35-4	
cis-1,2-Dichloroethene	ND	ug/L	0.50	0.38	1		06/02/22 19:03	156-59-2	
trans-1,2-Dichloroethene	ND	ug/L	0.50	0.40	1		06/02/22 19:03	156-60-5	
1,2-Dichloropropane	ND	ug/L	0.50	0.36	1		06/02/22 19:03	78-87-5	
1,3-Dichloropropane	ND	ug/L	0.50	0.28	1		06/02/22 19:03	142-28-9	

REPORT OF LABORATORY ANALYSIS

This report shall not be reproduced, except in full,
without the written consent of Pace Analytical Services, LLC.

Pace Analytical Services, LLC
9800 Kincey Ave. Suite 100
Huntersville, NC 28078
(704)875-9092

ANALYTICAL RESULTS

Project: CPC HUNTERSVILLE (GW)
Pace Project No.: 92607183

Sample: MW-14 **Lab ID: 92607183008** Collected: 05/31/22 13:00 Received: 05/31/22 16:05 Matrix: Water

Parameters	Results	Units	Report Limit	MDL	DF	Prepared	Analyzed	CAS No.	Qual
6200B MSV	Analytical Method: SM 6200B Pace Analytical Services - Charlotte								
2,2-Dichloropropane	ND	ug/L	0.50	0.39	1		06/02/22 19:03	594-20-7	
1,1-Dichloropropene	ND	ug/L	0.50	0.43	1		06/02/22 19:03	563-58-6	
cis-1,3-Dichloropropene	ND	ug/L	0.50	0.36	1		06/02/22 19:03	10061-01-5	
trans-1,3-Dichloropropene	ND	ug/L	0.50	0.36	1		06/02/22 19:03	10061-02-6	
Diisopropyl ether	ND	ug/L	0.50	0.31	1		06/02/22 19:03	108-20-3	
Ethylbenzene	ND	ug/L	0.50	0.30	1		06/02/22 19:03	100-41-4	
Hexachloro-1,3-butadiene	ND	ug/L	2.0	1.5	1		06/02/22 19:03	87-68-3	
Isopropylbenzene (Cumene)	ND	ug/L	0.50	0.33	1		06/02/22 19:03	98-82-8	
Methylene Chloride	ND	ug/L	2.0	2.0	1		06/02/22 19:03	75-09-2	
Methyl-tert-butyl ether	ND	ug/L	0.50	0.42	1		06/02/22 19:03	1634-04-4	
Naphthalene	ND	ug/L	2.0	0.64	1		06/02/22 19:03	91-20-3	
n-Propylbenzene	ND	ug/L	0.50	0.34	1		06/02/22 19:03	103-65-1	
Styrene	ND	ug/L	0.50	0.29	1		06/02/22 19:03	100-42-5	
1,1,1,2-Tetrachloroethane	ND	ug/L	0.50	0.31	1		06/02/22 19:03	630-20-6	
1,1,2,2-Tetrachloroethane	ND	ug/L	0.50	0.22	1		06/02/22 19:03	79-34-5	
Tetrachloroethene	ND	ug/L	0.50	0.29	1		06/02/22 19:03	127-18-4	
Toluene	ND	ug/L	0.50	0.48	1		06/02/22 19:03	108-88-3	
1,2,3-Trichlorobenzene	ND	ug/L	2.0	0.81	1		06/02/22 19:03	87-61-6	
1,2,4-Trichlorobenzene	ND	ug/L	2.0	0.64	1		06/02/22 19:03	120-82-1	
1,1,1-Trichloroethane	ND	ug/L	0.50	0.33	1		06/02/22 19:03	71-55-6	
1,1,2-Trichloroethane	ND	ug/L	0.50	0.32	1		06/02/22 19:03	79-00-5	
Trichloroethene	ND	ug/L	0.50	0.38	1		06/02/22 19:03	79-01-6	
Trichlorofluoromethane	ND	ug/L	1.0	0.30	1		06/02/22 19:03	75-69-4	
1,2,3-Trichloropropane	ND	ug/L	0.50	0.26	1		06/02/22 19:03	96-18-4	
1,2,4-Trimethylbenzene	ND	ug/L	0.50	0.50	1		06/02/22 19:03	95-63-6	
1,3,5-Trimethylbenzene	ND	ug/L	0.50	0.33	1		06/02/22 19:03	108-67-8	
Vinyl chloride	ND	ug/L	1.0	0.39	1		06/02/22 19:03	75-01-4	
m&p-Xylene	ND	ug/L	1.0	0.71	1		06/02/22 19:03	179601-23-1	
o-Xylene	ND	ug/L	0.50	0.34	1		06/02/22 19:03	95-47-6	
Surrogates									
1,2-Dichloroethane-d4 (S)	93	%	70-130		1		06/02/22 19:03	17060-07-0	
4-Bromofluorobenzene (S)	97	%	70-130		1		06/02/22 19:03	460-00-4	
Toluene-d8 (S)	104	%	70-130		1		06/02/22 19:03	2037-26-5	

REPORT OF LABORATORY ANALYSIS

This report shall not be reproduced, except in full,
without the written consent of Pace Analytical Services, LLC.

Pace Analytical Services, LLC
9800 Kincey Ave. Suite 100
Huntersville, NC 28078
(704)875-9092

ANALYTICAL RESULTS

Project: CPC HUNTERSVILLE (GW)
Pace Project No.: 92607183

Sample: MW-50 **Lab ID: 92607183009** Collected: 05/31/22 13:10 Received: 05/31/22 16:05 Matrix: Water

Parameters	Results	Units	Report Limit	MDL	DF	Prepared	Analyzed	CAS No.	Qual
VPH NC Water	Analytical Method: MADEP VPH Pace Analytical Services - Charlotte								
Total VPH (C5-C12)	**27700**	ug/L	625	625	12.5		06/02/22 16:29		N2
Aliphatic (C05-C08)	**22700**	ug/L	625	625	12.5		06/02/22 16:29		N2
Aliphatic(C09-C12) Adjusted	**4310**	ug/L	625	625	12.5		06/02/22 16:29		N2
Aromatic (C09-C10)	**657**	ug/L	625	625	12.5		06/02/22 16:29		N2
Surrogates									
4-Bromofluorobenzene (FID) (S)	97	%	70-130		12.5		06/02/22 16:29	460-00-4	
4-Bromofluorobenzene (PID) (S)	81	%	70-130		12.5		06/02/22 16:29	460-00-4	
6020 MET ICPMS	Analytical Method: EPA 6020B Preparation Method: EPA 3005A Pace Analytical Services - Peachtree Corners, GA								
Lead	ND	ug/L	5.0	0.89	1	06/02/22 10:21	06/02/22 21:04	7439-92-1	
6200B MSV	Analytical Method: SM 6200B Pace Analytical Services - Charlotte								
Benzene	**1400**	ug/L	12.5	8.6	25		06/03/22 10:52	71-43-2	
Bromobenzene	ND	ug/L	12.5	7.2	25		06/03/22 10:52	108-86-1	
Bromochloromethane	ND	ug/L	12.5	11.7	25		06/03/22 10:52	74-97-5	
Bromodichloromethane	ND	ug/L	12.5	7.7	25		06/03/22 10:52	75-27-4	
Bromoform	ND	ug/L	12.5	8.5	25		06/03/22 10:52	75-25-2	
Bromomethane	ND	ug/L	125	41.5	25		06/03/22 10:52	74-83-9	
n-Butylbenzene	ND	ug/L	12.5	12.2	25		06/03/22 10:52	104-51-8	
sec-Butylbenzene	ND	ug/L	12.5	10.0	25		06/03/22 10:52	135-98-8	
tert-Butylbenzene	ND	ug/L	12.5	8.1	25		06/03/22 10:52	98-06-6	
Carbon tetrachloride	ND	ug/L	12.5	8.3	25		06/03/22 10:52	56-23-5	
Chlorobenzene	ND	ug/L	12.5	7.1	25		06/03/22 10:52	108-90-7	
Chloroethane	ND	ug/L	25.0	16.2	25		06/03/22 10:52	75-00-3	
Chloroform	ND	ug/L	12.5	10.8	25		06/03/22 10:52	67-66-3	
Chloromethane	ND	ug/L	25.0	13.5	25		06/03/22 10:52	74-87-3	
2-Chlorotoluene	ND	ug/L	12.5	8.0	25		06/03/22 10:52	95-49-8	
4-Chlorotoluene	ND	ug/L	12.5	8.1	25		06/03/22 10:52	106-43-4	
1,2-Dibromo-3-chloropropane	ND	ug/L	25.0	8.5	25		06/03/22 10:52	96-12-8	
Dibromochloromethane	ND	ug/L	12.5	9.0	25		06/03/22 10:52	124-48-1	
1,2-Dibromoethane (EDB)	ND	ug/L	12.5	6.8	25		06/03/22 10:52	106-93-4	
Dibromomethane	ND	ug/L	12.5	9.8	25		06/03/22 10:52	74-95-3	
1,2-Dichlorobenzene	ND	ug/L	12.5	8.5	25		06/03/22 10:52	95-50-1	
1,3-Dichlorobenzene	ND	ug/L	12.5	8.5	25		06/03/22 10:52	541-73-1	
1,4-Dichlorobenzene	ND	ug/L	12.5	8.3	25		06/03/22 10:52	106-46-7	
Dichlorodifluoromethane	ND	ug/L	12.5	8.6	25		06/03/22 10:52	75-71-8	
1,1-Dichloroethane	ND	ug/L	12.5	9.2	25		06/03/22 10:52	75-34-3	
1,2-Dichloroethane	ND	ug/L	12.5	8.0	25		06/03/22 10:52	107-06-2	
1,1-Dichloroethene	ND	ug/L	12.5	8.7	25		06/03/22 10:52	75-35-4	
cis-1,2-Dichloroethene	ND	ug/L	12.5	9.6	25		06/03/22 10:52	156-59-2	
trans-1,2-Dichloroethene	ND	ug/L	12.5	9.9	25		06/03/22 10:52	156-60-5	
1,2-Dichloropropane	ND	ug/L	12.5	8.9	25		06/03/22 10:52	78-87-5	
1,3-Dichloropropane	ND	ug/L	12.5	7.1	25		06/03/22 10:52	142-28-9	

REPORT OF LABORATORY ANALYSIS

This report shall not be reproduced, except in full,
without the written consent of Pace Analytical Services, LLC.

Pace Analytical Services, LLC
9800 Kincey Ave. Suite 100
Huntersville, NC 28078
(704)875-9092

ANALYTICAL RESULTS

Project: CPC HUNTERSVILLE (GW)
Pace Project No.: 92607183

Sample: MW-50 **Lab ID: 92607183009** Collected: 05/31/22 13:10 Received: 05/31/22 16:05 Matrix: Water

Parameters	Results	Units	Report Limit	MDL	DF	Prepared	Analyzed	CAS No.	Qual
6200B MSV	Analytical Method: SM 6200B Pace Analytical Services - Charlotte								
2,2-Dichloropropane	ND	ug/L	12.5	9.7	25		06/03/22 10:52	594-20-7	
1,1-Dichloropropene	ND	ug/L	12.5	10.7	25		06/03/22 10:52	563-58-6	
cis-1,3-Dichloropropene	ND	ug/L	12.5	9.1	25		06/03/22 10:52	10061-01-5	
trans-1,3-Dichloropropene	ND	ug/L	12.5	9.1	25		06/03/22 10:52	10061-02-6	
Diisopropyl ether	**36.0**	ug/L	12.5	7.7	25		06/03/22 10:52	108-20-3	
Ethylbenzene	**154**	ug/L	12.5	7.6	25		06/03/22 10:52	100-41-4	
Hexachloro-1,3-butadiene	ND	ug/L	50.0	38.2	25		06/03/22 10:52	87-68-3	
Isopropylbenzene (Cumene)	ND	ug/L	12.5	8.3	25		06/03/22 10:52	98-82-8	
Methylene Chloride	ND	ug/L	50.0	48.8	25		06/03/22 10:52	75-09-2	
Methyl-tert-butyl ether	ND	ug/L	12.5	10.6	25		06/03/22 10:52	1634-04-4	
Naphthalene	**51.5**	ug/L	50.0	16.1	25		06/03/22 10:52	91-20-3	
n-Propylbenzene	**10.4J**	ug/L	12.5	8.5	25		06/03/22 10:52	103-65-1	
Styrene	ND	ug/L	12.5	7.3	25		06/03/22 10:52	100-42-5	
1,1,1,2-Tetrachloroethane	ND	ug/L	12.5	7.8	25		06/03/22 10:52	630-20-6	
1,1,2,2-Tetrachloroethane	ND	ug/L	12.5	5.6	25		06/03/22 10:52	79-34-5	
Tetrachloroethene	ND	ug/L	12.5	7.3	25		06/03/22 10:52	127-18-4	
Toluene	**3810**	ug/L	12.5	12.1	25		06/03/22 10:52	108-88-3	
1,2,3-Trichlorobenzene	ND	ug/L	50.0	20.2	25		06/03/22 10:52	87-61-6	
1,2,4-Trichlorobenzene	ND	ug/L	50.0	16.0	25		06/03/22 10:52	120-82-1	
1,1,1-Trichloroethane	ND	ug/L	12.5	8.3	25		06/03/22 10:52	71-55-6	
1,1,2-Trichloroethane	ND	ug/L	12.5	8.1	25		06/03/22 10:52	79-00-5	
Trichloroethene	ND	ug/L	12.5	9.6	25		06/03/22 10:52	79-01-6	
Trichlorofluoromethane	ND	ug/L	25.0	7.4	25		06/03/22 10:52	75-69-4	
1,2,3-Trichloropropane	ND	ug/L	12.5	6.5	25		06/03/22 10:52	96-18-4	
1,2,4-Trimethylbenzene	**182**	ug/L	12.5	12.4	25		06/03/22 10:52	95-63-6	
1,3,5-Trimethylbenzene	**49.3**	ug/L	12.5	8.3	25		06/03/22 10:52	108-67-8	
Vinyl chloride	ND	ug/L	25.0	9.6	25		06/03/22 10:52	75-01-4	
m&p-Xylene	**1370**	ug/L	25.0	17.7	25		06/03/22 10:52	179601-23-1	
o-Xylene	**845**	ug/L	12.5	8.4	25		06/03/22 10:52	95-47-6	
Surrogates									
1,2-Dichloroethane-d4 (S)	103	%	70-130		25		06/03/22 10:52	17060-07-0	
4-Bromofluorobenzene (S)	95	%	70-130		25		06/03/22 10:52	460-00-4	
Toluene-d8 (S)	98	%	70-130		25		06/03/22 10:52	2037-26-5	

REPORT OF LABORATORY ANALYSIS

This report shall not be reproduced, except in full,
without the written consent of Pace Analytical Services, LLC.

Pace Analytical Services, LLC
9800 Kincey Ave. Suite 100
Huntersville, NC 28078
(704)875-9092

ANALYTICAL RESULTS

Project: CPC HUNTERSVILLE (GW)
Pace Project No.: 92607183

Sample: MW-76 **Lab ID: 92607183010** Collected: 05/31/22 14:15 Received: 05/31/22 16:05 Matrix: Water

Parameters	Results	Units	Report Limit	MDL	DF	Prepared	Analyzed	CAS No.	Qual
VPH NC Water	Analytical Method: MADEP VPH Pace Analytical Services - Charlotte								
Total VPH (C5-C12)	ND	ug/L	50.0	50.0	1		06/02/22 12:37		N2
Aliphatic (C05-C08)	ND	ug/L	50.0	50.0	1		06/02/22 12:37		N2
Aliphatic(C09-C12) Adjusted	ND	ug/L	50.0	50.0	1		06/02/22 12:37		N2
Aromatic (C09-C10)	ND	ug/L	50.0	50.0	1		06/02/22 12:37		N2
Surrogates									
4-Bromofluorobenzene (FID) (S)	99	%	70-130		1		06/02/22 12:37	460-00-4	
4-Bromofluorobenzene (PID) (S)	84	%	70-130		1		06/02/22 12:37	460-00-4	
6020 MET ICPMS	Analytical Method: EPA 6020B Preparation Method: EPA 3005A Pace Analytical Services - Peachtree Corners, GA								
Lead	**2.2J**	ug/L	5.0	0.89	1	06/02/22 10:21	06/02/22 21:10	7439-92-1	
6200B MSV	Analytical Method: SM 6200B Pace Analytical Services - Charlotte								
Benzene	ND	ug/L	0.50	0.34	1		06/02/22 18:09	71-43-2	
Bromobenzene	ND	ug/L	0.50	0.29	1		06/02/22 18:09	108-86-1	
Bromochloromethane	ND	ug/L	0.50	0.47	1		06/02/22 18:09	74-97-5	
Bromodichloromethane	ND	ug/L	0.50	0.31	1		06/02/22 18:09	75-27-4	
Bromoform	ND	ug/L	0.50	0.34	1		06/02/22 18:09	75-25-2	
Bromomethane	ND	ug/L	5.0	1.7	1		06/02/22 18:09	74-83-9	
n-Butylbenzene	ND	ug/L	0.50	0.49	1		06/02/22 18:09	104-51-8	
sec-Butylbenzene	ND	ug/L	0.50	0.40	1		06/02/22 18:09	135-98-8	
tert-Butylbenzene	ND	ug/L	0.50	0.32	1		06/02/22 18:09	98-06-6	
Carbon tetrachloride	ND	ug/L	0.50	0.33	1		06/02/22 18:09	56-23-5	
Chlorobenzene	ND	ug/L	0.50	0.28	1		06/02/22 18:09	108-90-7	
Chloroethane	ND	ug/L	1.0	0.65	1		06/02/22 18:09	75-00-3	
Chloroform	ND	ug/L	0.50	0.43	1		06/02/22 18:09	67-66-3	
Chloromethane	ND	ug/L	1.0	0.54	1		06/02/22 18:09	74-87-3	
2-Chlorotoluene	ND	ug/L	0.50	0.32	1		06/02/22 18:09	95-49-8	
4-Chlorotoluene	ND	ug/L	0.50	0.32	1		06/02/22 18:09	106-43-4	
1,2-Dibromo-3-chloropropane	ND	ug/L	1.0	0.34	1		06/02/22 18:09	96-12-8	
Dibromochloromethane	ND	ug/L	0.50	0.36	1		06/02/22 18:09	124-48-1	
1,2-Dibromoethane (EDB)	ND	ug/L	0.50	0.27	1		06/02/22 18:09	106-93-4	
Dibromomethane	ND	ug/L	0.50	0.39	1		06/02/22 18:09	74-95-3	
1,2-Dichlorobenzene	ND	ug/L	0.50	0.34	1		06/02/22 18:09	95-50-1	
1,3-Dichlorobenzene	ND	ug/L	0.50	0.34	1		06/02/22 18:09	541-73-1	
1,4-Dichlorobenzene	ND	ug/L	0.50	0.33	1		06/02/22 18:09	106-46-7	
Dichlorodifluoromethane	ND	ug/L	0.50	0.35	1		06/02/22 18:09	75-71-8	
1,1-Dichloroethane	ND	ug/L	0.50	0.37	1		06/02/22 18:09	75-34-3	
1,2-Dichloroethane	ND	ug/L	0.50	0.32	1		06/02/22 18:09	107-06-2	
1,1-Dichloroethene	ND	ug/L	0.50	0.35	1		06/02/22 18:09	75-35-4	
cis-1,2-Dichloroethene	ND	ug/L	0.50	0.38	1		06/02/22 18:09	156-59-2	
trans-1,2-Dichloroethene	ND	ug/L	0.50	0.40	1		06/02/22 18:09	156-60-5	
1,2-Dichloropropane	ND	ug/L	0.50	0.36	1		06/02/22 18:09	78-87-5	
1,3-Dichloropropane	ND	ug/L	0.50	0.28	1		06/02/22 18:09	142-28-9	

REPORT OF LABORATORY ANALYSIS

This report shall not be reproduced, except in full,
without the written consent of Pace Analytical Services, LLC.

Pace Analytical Services, LLC
9800 Kincey Ave. Suite 100
Huntersville, NC 28078
(704)875-9092

ANALYTICAL RESULTS

Project: CPC HUNTERSVILLE (GW)
Pace Project No.: 92607183

Sample: MW-76 **Lab ID: 92607183010** Collected: 05/31/22 14:15 Received: 05/31/22 16:05 Matrix: Water

Parameters	Results	Units	Report Limit	MDL	DF	Prepared	Analyzed	CAS No.	Qual
6200B MSV	Analytical Method: SM 6200B Pace Analytical Services - Charlotte								
2,2-Dichloropropane	ND	ug/L	0.50	0.39	1		06/02/22 18:09	594-20-7	
1,1-Dichloropropene	ND	ug/L	0.50	0.43	1		06/02/22 18:09	563-58-6	
cis-1,3-Dichloropropene	ND	ug/L	0.50	0.36	1		06/02/22 18:09	10061-01-5	
trans-1,3-Dichloropropene	ND	ug/L	0.50	0.36	1		06/02/22 18:09	10061-02-6	
Diisopropyl ether	ND	ug/L	0.50	0.31	1		06/02/22 18:09	108-20-3	
Ethylbenzene	ND	ug/L	0.50	0.30	1		06/02/22 18:09	100-41-4	
Hexachloro-1,3-butadiene	ND	ug/L	2.0	1.5	1		06/02/22 18:09	87-68-3	
Isopropylbenzene (Cumene)	ND	ug/L	0.50	0.33	1		06/02/22 18:09	98-82-8	
Methylene Chloride	ND	ug/L	2.0	2.0	1		06/02/22 18:09	75-09-2	
Methyl-tert-butyl ether	ND	ug/L	0.50	0.42	1		06/02/22 18:09	1634-04-4	
Naphthalene	ND	ug/L	2.0	0.64	1		06/02/22 18:09	91-20-3	
n-Propylbenzene	ND	ug/L	0.50	0.34	1		06/02/22 18:09	103-65-1	
Styrene	ND	ug/L	0.50	0.29	1		06/02/22 18:09	100-42-5	
1,1,1,2-Tetrachloroethane	ND	ug/L	0.50	0.31	1		06/02/22 18:09	630-20-6	
1,1,2,2-Tetrachloroethane	ND	ug/L	0.50	0.22	1		06/02/22 18:09	79-34-5	
Tetrachloroethene	ND	ug/L	0.50	0.29	1		06/02/22 18:09	127-18-4	
Toluene	ND	ug/L	0.50	0.48	1		06/02/22 18:09	108-88-3	
1,2,3-Trichlorobenzene	ND	ug/L	2.0	0.81	1		06/02/22 18:09	87-61-6	
1,2,4-Trichlorobenzene	ND	ug/L	2.0	0.64	1		06/02/22 18:09	120-82-1	
1,1,1-Trichloroethane	ND	ug/L	0.50	0.33	1		06/02/22 18:09	71-55-6	
1,1,2-Trichloroethane	ND	ug/L	0.50	0.32	1		06/02/22 18:09	79-00-5	
Trichloroethene	ND	ug/L	0.50	0.38	1		06/02/22 18:09	79-01-6	
Trichlorofluoromethane	ND	ug/L	1.0	0.30	1		06/02/22 18:09	75-69-4	
1,2,3-Trichloropropane	ND	ug/L	0.50	0.26	1		06/02/22 18:09	96-18-4	
1,2,4-Trimethylbenzene	ND	ug/L	0.50	0.50	1		06/02/22 18:09	95-63-6	
1,3,5-Trimethylbenzene	ND	ug/L	0.50	0.33	1		06/02/22 18:09	108-67-8	
Vinyl chloride	ND	ug/L	1.0	0.39	1		06/02/22 18:09	75-01-4	
m&p-Xylene	ND	ug/L	1.0	0.71	1		06/02/22 18:09	179601-23-1	
o-Xylene	ND	ug/L	0.50	0.34	1		06/02/22 18:09	95-47-6	
Surrogates									
1,2-Dichloroethane-d4 (S)	93	%	70-130		1		06/02/22 18:09	17060-07-0	
4-Bromofluorobenzene (S)	97	%	70-130		1		06/02/22 18:09	460-00-4	
Toluene-d8 (S)	105	%	70-130		1		06/02/22 18:09	2037-26-5	

REPORT OF LABORATORY ANALYSIS

This report shall not be reproduced, except in full,
without the written consent of Pace Analytical Services, LLC.

Pace Analytical Services, LLC
9800 Kincey Ave. Suite 100
Huntersville, NC 28078
(704)875-9092

ANALYTICAL RESULTS

Project: CPC HUNTERSVILLE (GW)
Pace Project No.: 92607183

Sample: MW-14D **Lab ID: 92607183011** Collected: 05/31/22 13:45 Received: 05/31/22 16:05 Matrix: Water

Parameters	Results	Units	Report Limit	MDL	DF	Prepared	Analyzed	CAS No.	Qual
VPH NC Water	Analytical Method: MADEP VPH Pace Analytical Services - Charlotte								
Total VPH (C5-C12)	ND	ug/L	50.0	50.0	1		06/02/22 13:06		N2
Aliphatic (C05-C08)	ND	ug/L	50.0	50.0	1		06/02/22 13:06		N2
Aliphatic(C09-C12) Adjusted	ND	ug/L	50.0	50.0	1		06/02/22 13:06		N2
Aromatic (C09-C10)	ND	ug/L	50.0	50.0	1		06/02/22 13:06		N2
Surrogates									
4-Bromofluorobenzene (FID) (S)	97	%	70-130		1		06/02/22 13:06	460-00-4	
4-Bromofluorobenzene (PID) (S)	81	%	70-130		1		06/02/22 13:06	460-00-4	
6020 MET ICPMS	Analytical Method: EPA 6020B Preparation Method: EPA 3005A Pace Analytical Services - Peachtree Corners, GA								
Lead	ND	ug/L	5.0	0.89	1	06/02/22 10:21	06/02/22 21:22	7439-92-1	
6200B MSV	Analytical Method: SM 6200B Pace Analytical Services - Charlotte								
Benzene	ND	ug/L	0.50	0.34	1		06/02/22 18:27	71-43-2	
Bromobenzene	ND	ug/L	0.50	0.29	1		06/02/22 18:27	108-86-1	
Bromochloromethane	ND	ug/L	0.50	0.47	1		06/02/22 18:27	74-97-5	
Bromodichloromethane	ND	ug/L	0.50	0.31	1		06/02/22 18:27	75-27-4	
Bromoform	ND	ug/L	0.50	0.34	1		06/02/22 18:27	75-25-2	
Bromomethane	ND	ug/L	5.0	1.7	1		06/02/22 18:27	74-83-9	
n-Butylbenzene	ND	ug/L	0.50	0.49	1		06/02/22 18:27	104-51-8	
sec-Butylbenzene	ND	ug/L	0.50	0.40	1		06/02/22 18:27	135-98-8	
tert-Butylbenzene	ND	ug/L	0.50	0.32	1		06/02/22 18:27	98-06-6	
Carbon tetrachloride	ND	ug/L	0.50	0.33	1		06/02/22 18:27	56-23-5	
Chlorobenzene	ND	ug/L	0.50	0.28	1		06/02/22 18:27	108-90-7	
Chloroethane	ND	ug/L	1.0	0.65	1		06/02/22 18:27	75-00-3	
Chloroform	ND	ug/L	0.50	0.43	1		06/02/22 18:27	67-66-3	
Chloromethane	ND	ug/L	1.0	0.54	1		06/02/22 18:27	74-87-3	
2-Chlorotoluene	ND	ug/L	0.50	0.32	1		06/02/22 18:27	95-49-8	
4-Chlorotoluene	ND	ug/L	0.50	0.32	1		06/02/22 18:27	106-43-4	
1,2-Dibromo-3-chloropropane	ND	ug/L	1.0	0.34	1		06/02/22 18:27	96-12-8	
Dibromochloromethane	ND	ug/L	0.50	0.36	1		06/02/22 18:27	124-48-1	
1,2-Dibromoethane (EDB)	ND	ug/L	0.50	0.27	1		06/02/22 18:27	106-93-4	
Dibromomethane	ND	ug/L	0.50	0.39	1		06/02/22 18:27	74-95-3	
1,2-Dichlorobenzene	ND	ug/L	0.50	0.34	1		06/02/22 18:27	95-50-1	
1,3-Dichlorobenzene	ND	ug/L	0.50	0.34	1		06/02/22 18:27	541-73-1	
1,4-Dichlorobenzene	ND	ug/L	0.50	0.33	1		06/02/22 18:27	106-46-7	
Dichlorodifluoromethane	ND	ug/L	0.50	0.35	1		06/02/22 18:27	75-71-8	
1,1-Dichloroethane	ND	ug/L	0.50	0.37	1		06/02/22 18:27	75-34-3	
1,2-Dichloroethane	ND	ug/L	0.50	0.32	1		06/02/22 18:27	107-06-2	
1,1-Dichloroethene	ND	ug/L	0.50	0.35	1		06/02/22 18:27	75-35-4	
cis-1,2-Dichloroethene	ND	ug/L	0.50	0.38	1		06/02/22 18:27	156-59-2	
trans-1,2-Dichloroethene	ND	ug/L	0.50	0.40	1		06/02/22 18:27	156-60-5	
1,2-Dichloropropane	ND	ug/L	0.50	0.36	1		06/02/22 18:27	78-87-5	
1,3-Dichloropropane	ND	ug/L	0.50	0.28	1		06/02/22 18:27	142-28-9	

REPORT OF LABORATORY ANALYSIS

This report shall not be reproduced, except in full,
without the written consent of Pace Analytical Services, LLC.

Pace Analytical Services, LLC
9800 Kincey Ave. Suite 100
Huntersville, NC 28078
(704)875-9092

ANALYTICAL RESULTS

Project: CPC HUNTERSVILLE (GW)
Pace Project No.: 92607183

Sample: MW-14D **Lab ID: 92607183011** Collected: 05/31/22 13:45 Received: 05/31/22 16:05 Matrix: Water

Parameters	Results	Units	Report Limit	MDL	DF	Prepared	Analyzed	CAS No.	Qual
6200B MSV	Analytical Method: SM 6200B Pace Analytical Services - Charlotte								
2,2-Dichloropropane	ND	ug/L	0.50	0.39	1		06/02/22 18:27	594-20-7	
1,1-Dichloropropene	ND	ug/L	0.50	0.43	1		06/02/22 18:27	563-58-6	
cis-1,3-Dichloropropene	ND	ug/L	0.50	0.36	1		06/02/22 18:27	10061-01-5	
trans-1,3-Dichloropropene	ND	ug/L	0.50	0.36	1		06/02/22 18:27	10061-02-6	
Diisopropyl ether	ND	ug/L	0.50	0.31	1		06/02/22 18:27	108-20-3	
Ethylbenzene	ND	ug/L	0.50	0.30	1		06/02/22 18:27	100-41-4	
Hexachloro-1,3-butadiene	ND	ug/L	2.0	1.5	1		06/02/22 18:27	87-68-3	
Isopropylbenzene (Cumene)	ND	ug/L	0.50	0.33	1		06/02/22 18:27	98-82-8	
Methylene Chloride	ND	ug/L	2.0	2.0	1		06/02/22 18:27	75-09-2	
Methyl-tert-butyl ether	ND	ug/L	0.50	0.42	1		06/02/22 18:27	1634-04-4	
Naphthalene	ND	ug/L	2.0	0.64	1		06/02/22 18:27	91-20-3	
n-Propylbenzene	ND	ug/L	0.50	0.34	1		06/02/22 18:27	103-65-1	
Styrene	ND	ug/L	0.50	0.29	1		06/02/22 18:27	100-42-5	
1,1,1,2-Tetrachloroethane	ND	ug/L	0.50	0.31	1		06/02/22 18:27	630-20-6	
1,1,2,2-Tetrachloroethane	ND	ug/L	0.50	0.22	1		06/02/22 18:27	79-34-5	
Tetrachloroethene	ND	ug/L	0.50	0.29	1		06/02/22 18:27	127-18-4	
Toluene	ND	ug/L	0.50	0.48	1		06/02/22 18:27	108-88-3	
1,2,3-Trichlorobenzene	ND	ug/L	2.0	0.81	1		06/02/22 18:27	87-61-6	
1,2,4-Trichlorobenzene	ND	ug/L	2.0	0.64	1		06/02/22 18:27	120-82-1	
1,1,1-Trichloroethane	ND	ug/L	0.50	0.33	1		06/02/22 18:27	71-55-6	
1,1,2-Trichloroethane	ND	ug/L	0.50	0.32	1		06/02/22 18:27	79-00-5	
Trichloroethene	ND	ug/L	0.50	0.38	1		06/02/22 18:27	79-01-6	
Trichlorofluoromethane	ND	ug/L	1.0	0.30	1		06/02/22 18:27	75-69-4	
1,2,3-Trichloropropane	ND	ug/L	0.50	0.26	1		06/02/22 18:27	96-18-4	
1,2,4-Trimethylbenzene	ND	ug/L	0.50	0.50	1		06/02/22 18:27	95-63-6	
1,3,5-Trimethylbenzene	ND	ug/L	0.50	0.33	1		06/02/22 18:27	108-67-8	
Vinyl chloride	ND	ug/L	1.0	0.39	1		06/02/22 18:27	75-01-4	
m&p-Xylene	ND	ug/L	1.0	0.71	1		06/02/22 18:27	179601-23-1	
o-Xylene	ND	ug/L	0.50	0.34	1		06/02/22 18:27	95-47-6	
Surrogates									
1,2-Dichloroethane-d4 (S)	94	%	70-130		1		06/02/22 18:27	17060-07-0	
4-Bromofluorobenzene (S)	97	%	70-130		1		06/02/22 18:27	460-00-4	
Toluene-d8 (S)	103	%	70-130		1		06/02/22 18:27	2037-26-5	

REPORT OF LABORATORY ANALYSIS

This report shall not be reproduced, except in full,
without the written consent of Pace Analytical Services, LLC.

Pace Analytical Services, LLC
9800 Kincey Ave. Suite 100
Huntersville, NC 28078
(704)875-9092

ANALYTICAL RESULTS

Project: CPC HUNTERSVILLE (GW)
Pace Project No.: 92607183

Sample: MW-13 **Lab ID: 92607183012** Collected: 05/31/22 14:20 Received: 05/31/22 16:05 Matrix: Water

Parameters	Results	Units	Report Limit	MDL	DF	Prepared	Analyzed	CAS No.	Qual
VPH NC Water	Analytical Method: MADEP VPH Pace Analytical Services - Charlotte								
Total VPH (C5-C12)	ND	ug/L	50.0	50.0	1		06/02/22 13:35		N2
Aliphatic (C05-C08)	ND	ug/L	50.0	50.0	1		06/02/22 13:35		N2
Aliphatic(C09-C12) Adjusted	ND	ug/L	50.0	50.0	1		06/02/22 13:35		N2
Aromatic (C09-C10)	ND	ug/L	50.0	50.0	1		06/02/22 13:35		N2
Surrogates									
4-Bromofluorobenzene (FID) (S)	99	%	70-130		1		06/02/22 13:35	460-00-4	
4-Bromofluorobenzene (PID) (S)	83	%	70-130		1		06/02/22 13:35	460-00-4	
6020 MET ICPMS	Analytical Method: EPA 6020B Preparation Method: EPA 3005A Pace Analytical Services - Peachtree Corners, GA								
Lead	ND	ug/L	5.0	0.89	1	06/02/22 11:23	06/03/22 16:06	7439-92-1	
6200B MSV	Analytical Method: SM 6200B Pace Analytical Services - Charlotte								
Benzene	**0.62**	ug/L	0.50	0.34	1		06/02/22 19:21	71-43-2	
Bromobenzene	ND	ug/L	0.50	0.29	1		06/02/22 19:21	108-86-1	
Bromochloromethane	ND	ug/L	0.50	0.47	1		06/02/22 19:21	74-97-5	
Bromodichloromethane	ND	ug/L	0.50	0.31	1		06/02/22 19:21	75-27-4	
Bromoform	ND	ug/L	0.50	0.34	1		06/02/22 19:21	75-25-2	
Bromomethane	ND	ug/L	5.0	1.7	1		06/02/22 19:21	74-83-9	
n-Butylbenzene	ND	ug/L	0.50	0.49	1		06/02/22 19:21	104-51-8	
sec-Butylbenzene	ND	ug/L	0.50	0.40	1		06/02/22 19:21	135-98-8	
tert-Butylbenzene	ND	ug/L	0.50	0.32	1		06/02/22 19:21	98-06-6	
Carbon tetrachloride	ND	ug/L	0.50	0.33	1		06/02/22 19:21	56-23-5	
Chlorobenzene	ND	ug/L	0.50	0.28	1		06/02/22 19:21	108-90-7	
Chloroethane	ND	ug/L	1.0	0.65	1		06/02/22 19:21	75-00-3	
Chloroform	ND	ug/L	0.50	0.43	1		06/02/22 19:21	67-66-3	
Chloromethane	ND	ug/L	1.0	0.54	1		06/02/22 19:21	74-87-3	
2-Chlorotoluene	ND	ug/L	0.50	0.32	1		06/02/22 19:21	95-49-8	
4-Chlorotoluene	ND	ug/L	0.50	0.32	1		06/02/22 19:21	106-43-4	
1,2-Dibromo-3-chloropropane	ND	ug/L	1.0	0.34	1		06/02/22 19:21	96-12-8	
Dibromochloromethane	ND	ug/L	0.50	0.36	1		06/02/22 19:21	124-48-1	
1,2-Dibromoethane (EDB)	ND	ug/L	0.50	0.27	1		06/02/22 19:21	106-93-4	
Dibromomethane	ND	ug/L	0.50	0.39	1		06/02/22 19:21	74-95-3	
1,2-Dichlorobenzene	ND	ug/L	0.50	0.34	1		06/02/22 19:21	95-50-1	
1,3-Dichlorobenzene	ND	ug/L	0.50	0.34	1		06/02/22 19:21	541-73-1	
1,4-Dichlorobenzene	ND	ug/L	0.50	0.33	1		06/02/22 19:21	106-46-7	
Dichlorodifluoromethane	ND	ug/L	0.50	0.35	1		06/02/22 19:21	75-71-8	
1,1-Dichloroethane	ND	ug/L	0.50	0.37	1		06/02/22 19:21	75-34-3	
1,2-Dichloroethane	ND	ug/L	0.50	0.32	1		06/02/22 19:21	107-06-2	
1,1-Dichloroethene	ND	ug/L	0.50	0.35	1		06/02/22 19:21	75-35-4	
cis-1,2-Dichloroethene	ND	ug/L	0.50	0.38	1		06/02/22 19:21	156-59-2	
trans-1,2-Dichloroethene	ND	ug/L	0.50	0.40	1		06/02/22 19:21	156-60-5	
1,2-Dichloropropane	ND	ug/L	0.50	0.36	1		06/02/22 19:21	78-87-5	
1,3-Dichloropropane	ND	ug/L	0.50	0.28	1		06/02/22 19:21	142-28-9	

REPORT OF LABORATORY ANALYSIS

This report shall not be reproduced, except in full,
without the written consent of Pace Analytical Services, LLC.

Pace Analytical Services, LLC
9800 Kincey Ave. Suite 100
Huntersville, NC 28078
(704)875-9092

ANALYTICAL RESULTS

Project: CPC HUNTERSVILLE (GW)
Pace Project No.: 92607183

Sample: MW-13 **Lab ID: 92607183012** Collected: 05/31/22 14:20 Received: 05/31/22 16:05 Matrix: Water

Parameters	Results	Units	Report Limit	MDL	DF	Prepared	Analyzed	CAS No.	Qual
6200B MSV	Analytical Method: SM 6200B Pace Analytical Services - Charlotte								
2,2-Dichloropropane	ND	ug/L	0.50	0.39	1		06/02/22 19:21	594-20-7	
1,1-Dichloropropene	ND	ug/L	0.50	0.43	1		06/02/22 19:21	563-58-6	
cis-1,3-Dichloropropene	ND	ug/L	0.50	0.36	1		06/02/22 19:21	10061-01-5	
trans-1,3-Dichloropropene	ND	ug/L	0.50	0.36	1		06/02/22 19:21	10061-02-6	
Diisopropyl ether	ND	ug/L	0.50	0.31	1		06/02/22 19:21	108-20-3	
Ethylbenzene	ND	ug/L	0.50	0.30	1		06/02/22 19:21	100-41-4	
Hexachloro-1,3-butadiene	ND	ug/L	2.0	1.5	1		06/02/22 19:21	87-68-3	
Isopropylbenzene (Cumene)	ND	ug/L	0.50	0.33	1		06/02/22 19:21	98-82-8	
Methylene Chloride	ND	ug/L	2.0	2.0	1		06/02/22 19:21	75-09-2	
Methyl-tert-butyl ether	ND	ug/L	0.50	0.42	1		06/02/22 19:21	1634-04-4	
Naphthalene	ND	ug/L	2.0	0.64	1		06/02/22 19:21	91-20-3	
n-Propylbenzene	ND	ug/L	0.50	0.34	1		06/02/22 19:21	103-65-1	
Styrene	ND	ug/L	0.50	0.29	1		06/02/22 19:21	100-42-5	
1,1,1,2-Tetrachloroethane	ND	ug/L	0.50	0.31	1		06/02/22 19:21	630-20-6	
1,1,2,2-Tetrachloroethane	ND	ug/L	0.50	0.22	1		06/02/22 19:21	79-34-5	
Tetrachloroethene	ND	ug/L	0.50	0.29	1		06/02/22 19:21	127-18-4	
Toluene	**2.6**	ug/L	0.50	0.48	1		06/02/22 19:21	108-88-3	
1,2,3-Trichlorobenzene	ND	ug/L	2.0	0.81	1		06/02/22 19:21	87-61-6	
1,2,4-Trichlorobenzene	ND	ug/L	2.0	0.64	1		06/02/22 19:21	120-82-1	
1,1,1-Trichloroethane	ND	ug/L	0.50	0.33	1		06/02/22 19:21	71-55-6	
1,1,2-Trichloroethane	ND	ug/L	0.50	0.32	1		06/02/22 19:21	79-00-5	
Trichloroethene	ND	ug/L	0.50	0.38	1		06/02/22 19:21	79-01-6	
Trichlorofluoromethane	ND	ug/L	1.0	0.30	1		06/02/22 19:21	75-69-4	
1,2,3-Trichloropropane	ND	ug/L	0.50	0.26	1		06/02/22 19:21	96-18-4	
1,2,4-Trimethylbenzene	ND	ug/L	0.50	0.50	1		06/02/22 19:21	95-63-6	
1,3,5-Trimethylbenzene	ND	ug/L	0.50	0.33	1		06/02/22 19:21	108-67-8	
Vinyl chloride	ND	ug/L	1.0	0.39	1		06/02/22 19:21	75-01-4	
m&p-Xylene	ND	ug/L	1.0	0.71	1		06/02/22 19:21	179601-23-1	
o-Xylene	**0.42J**	ug/L	0.50	0.34	1		06/02/22 19:21	95-47-6	
Surrogates									
1,2-Dichloroethane-d4 (S)	93	%	70-130		1		06/02/22 19:21	17060-07-0	
4-Bromofluorobenzene (S)	96	%	70-130		1		06/02/22 19:21	460-00-4	
Toluene-d8 (S)	106	%	70-130		1		06/02/22 19:21	2037-26-5	

REPORT OF LABORATORY ANALYSIS

This report shall not be reproduced, except in full,
without the written consent of Pace Analytical Services, LLC.

Pace Analytical Services, LLC
9800 Kincey Ave. Suite 100
Huntersville, NC 28078
(704)875-9092

ANALYTICAL RESULTS

Project: CPC HUNTERSVILLE (GW)
Pace Project No.: 92607183

Sample: MW-46 **Lab ID: 92607183013** Collected: 05/31/22 15:00 Received: 05/31/22 16:05 Matrix: Water

Parameters	Results	Units	Report Limit	MDL	DF	Prepared	Analyzed	CAS No.	Qual
VPH NC Water	Analytical Method: MADEP VPH Pace Analytical Services - Charlotte								
Total VPH (C5-C12)	ND	ug/L	50.0	50.0	1		06/02/22 14:04		N2
Aliphatic (C05-C08)	ND	ug/L	50.0	50.0	1		06/02/22 14:04		N2
Aliphatic(C09-C12) Adjusted	ND	ug/L	50.0	50.0	1		06/02/22 14:04		N2
Aromatic (C09-C10)	ND	ug/L	50.0	50.0	1		06/02/22 14:04		N2
Surrogates									
4-Bromofluorobenzene (FID) (S)	99	%	70-130		1		06/02/22 14:04	460-00-4	
4-Bromofluorobenzene (PID) (S)	83	%	70-130		1		06/02/22 14:04	460-00-4	
6020 MET ICPMS	Analytical Method: EPA 6020B Preparation Method: EPA 3005A Pace Analytical Services - Peachtree Corners, GA								
Lead	ND	ug/L	5.0	0.89	1	06/02/22 11:23	06/03/22 16:12	7439-92-1	
6200B MSV	Analytical Method: SM 6200B Pace Analytical Services - Charlotte								
Benzene	ND	ug/L	0.50	0.34	1		06/02/22 18:45	71-43-2	
Bromobenzene	ND	ug/L	0.50	0.29	1		06/02/22 18:45	108-86-1	
Bromochloromethane	ND	ug/L	0.50	0.47	1		06/02/22 18:45	74-97-5	
Bromodichloromethane	ND	ug/L	0.50	0.31	1		06/02/22 18:45	75-27-4	
Bromoform	ND	ug/L	0.50	0.34	1		06/02/22 18:45	75-25-2	
Bromomethane	ND	ug/L	5.0	1.7	1		06/02/22 18:45	74-83-9	
n-Butylbenzene	ND	ug/L	0.50	0.49	1		06/02/22 18:45	104-51-8	
sec-Butylbenzene	ND	ug/L	0.50	0.40	1		06/02/22 18:45	135-98-8	
tert-Butylbenzene	ND	ug/L	0.50	0.32	1		06/02/22 18:45	98-06-6	
Carbon tetrachloride	ND	ug/L	0.50	0.33	1		06/02/22 18:45	56-23-5	
Chlorobenzene	ND	ug/L	0.50	0.28	1		06/02/22 18:45	108-90-7	
Chloroethane	ND	ug/L	1.0	0.65	1		06/02/22 18:45	75-00-3	
Chloroform	ND	ug/L	0.50	0.43	1		06/02/22 18:45	67-66-3	
Chloromethane	ND	ug/L	1.0	0.54	1		06/02/22 18:45	74-87-3	
2-Chlorotoluene	ND	ug/L	0.50	0.32	1		06/02/22 18:45	95-49-8	
4-Chlorotoluene	ND	ug/L	0.50	0.32	1		06/02/22 18:45	106-43-4	
1,2-Dibromo-3-chloropropane	ND	ug/L	1.0	0.34	1		06/02/22 18:45	96-12-8	
Dibromochloromethane	ND	ug/L	0.50	0.36	1		06/02/22 18:45	124-48-1	
1,2-Dibromoethane (EDB)	ND	ug/L	0.50	0.27	1		06/02/22 18:45	106-93-4	
Dibromomethane	ND	ug/L	0.50	0.39	1		06/02/22 18:45	74-95-3	
1,2-Dichlorobenzene	ND	ug/L	0.50	0.34	1		06/02/22 18:45	95-50-1	
1,3-Dichlorobenzene	ND	ug/L	0.50	0.34	1		06/02/22 18:45	541-73-1	
1,4-Dichlorobenzene	ND	ug/L	0.50	0.33	1		06/02/22 18:45	106-46-7	
Dichlorodifluoromethane	ND	ug/L	0.50	0.35	1		06/02/22 18:45	75-71-8	
1,1-Dichloroethane	ND	ug/L	0.50	0.37	1		06/02/22 18:45	75-34-3	
1,2-Dichloroethane	ND	ug/L	0.50	0.32	1		06/02/22 18:45	107-06-2	
1,1-Dichloroethene	ND	ug/L	0.50	0.35	1		06/02/22 18:45	75-35-4	
cis-1,2-Dichloroethene	ND	ug/L	0.50	0.38	1		06/02/22 18:45	156-59-2	
trans-1,2-Dichloroethene	ND	ug/L	0.50	0.40	1		06/02/22 18:45	156-60-5	
1,2-Dichloropropane	ND	ug/L	0.50	0.36	1		06/02/22 18:45	78-87-5	
1,3-Dichloropropane	ND	ug/L	0.50	0.28	1		06/02/22 18:45	142-28-9	

REPORT OF LABORATORY ANALYSIS

This report shall not be reproduced, except in full,
without the written consent of Pace Analytical Services, LLC.

Pace Analytical Services, LLC
9800 Kincey Ave. Suite 100
Huntersville, NC 28078
(704)875-9092

ANALYTICAL RESULTS

Project: CPC HUNTERSVILLE (GW)
Pace Project No.: 92607183

Sample: MW-46 **Lab ID: 92607183013** Collected: 05/31/22 15:00 Received: 05/31/22 16:05 Matrix: Water

Parameters	Results	Units	Report Limit	MDL	DF	Prepared	Analyzed	CAS No.	Qual
6200B MSV	Analytical Method: SM 6200B Pace Analytical Services - Charlotte								
2,2-Dichloropropane	ND	ug/L	0.50	0.39	1		06/02/22 18:45	594-20-7	
1,1-Dichloropropene	ND	ug/L	0.50	0.43	1		06/02/22 18:45	563-58-6	
cis-1,3-Dichloropropene	ND	ug/L	0.50	0.36	1		06/02/22 18:45	10061-01-5	
trans-1,3-Dichloropropene	ND	ug/L	0.50	0.36	1		06/02/22 18:45	10061-02-6	
Diisopropyl ether	ND	ug/L	0.50	0.31	1		06/02/22 18:45	108-20-3	
Ethylbenzene	ND	ug/L	0.50	0.30	1		06/02/22 18:45	100-41-4	
Hexachloro-1,3-butadiene	ND	ug/L	2.0	1.5	1		06/02/22 18:45	87-68-3	
Isopropylbenzene (Cumene)	ND	ug/L	0.50	0.33	1		06/02/22 18:45	98-82-8	
Methylene Chloride	ND	ug/L	2.0	2.0	1		06/02/22 18:45	75-09-2	
Methyl-tert-butyl ether	ND	ug/L	0.50	0.42	1		06/02/22 18:45	1634-04-4	
Naphthalene	ND	ug/L	2.0	0.64	1		06/02/22 18:45	91-20-3	
n-Propylbenzene	ND	ug/L	0.50	0.34	1		06/02/22 18:45	103-65-1	
Styrene	ND	ug/L	0.50	0.29	1		06/02/22 18:45	100-42-5	
1,1,1,2-Tetrachloroethane	ND	ug/L	0.50	0.31	1		06/02/22 18:45	630-20-6	
1,1,2,2-Tetrachloroethane	ND	ug/L	0.50	0.22	1		06/02/22 18:45	79-34-5	
Tetrachloroethene	ND	ug/L	0.50	0.29	1		06/02/22 18:45	127-18-4	
Toluene	ND	ug/L	0.50	0.48	1		06/02/22 18:45	108-88-3	
1,2,3-Trichlorobenzene	ND	ug/L	2.0	0.81	1		06/02/22 18:45	87-61-6	
1,2,4-Trichlorobenzene	ND	ug/L	2.0	0.64	1		06/02/22 18:45	120-82-1	
1,1,1-Trichloroethane	ND	ug/L	0.50	0.33	1		06/02/22 18:45	71-55-6	
1,1,2-Trichloroethane	ND	ug/L	0.50	0.32	1		06/02/22 18:45	79-00-5	
Trichloroethene	ND	ug/L	0.50	0.38	1		06/02/22 18:45	79-01-6	
Trichlorofluoromethane	ND	ug/L	1.0	0.30	1		06/02/22 18:45	75-69-4	
1,2,3-Trichloropropane	ND	ug/L	0.50	0.26	1		06/02/22 18:45	96-18-4	
1,2,4-Trimethylbenzene	ND	ug/L	0.50	0.50	1		06/02/22 18:45	95-63-6	
1,3,5-Trimethylbenzene	ND	ug/L	0.50	0.33	1		06/02/22 18:45	108-67-8	
Vinyl chloride	ND	ug/L	1.0	0.39	1		06/02/22 18:45	75-01-4	
m&p-Xylene	ND	ug/L	1.0	0.71	1		06/02/22 18:45	179601-23-1	
o-Xylene	ND	ug/L	0.50	0.34	1		06/02/22 18:45	95-47-6	
Surrogates									
1,2-Dichloroethane-d4 (S)	92	%	70-130		1		06/02/22 18:45	17060-07-0	
4-Bromofluorobenzene (S)	96	%	70-130		1		06/02/22 18:45	460-00-4	
Toluene-d8 (S)	106	%	70-130		1		06/02/22 18:45	2037-26-5	

REPORT OF LABORATORY ANALYSIS

This report shall not be reproduced, except in full,
without the written consent of Pace Analytical Services, LLC.

Pace Analytical Services, LLC
9800 Kincey Ave. Suite 100
Huntersville, NC 28078
(704)875-9092

ANALYTICAL RESULTS

Project: CPC HUNTERSVILLE (GW)
Pace Project No.: 92607183

Sample: FB-2-20220531 **Lab ID: 92607183014** Collected: 05/31/22 08:30 Received: 05/31/22 16:05 Matrix: Water

Parameters	Results	Units	Report Limit	MDL	DF	Prepared	Analyzed	CAS No.	Qual
VPH NC Water	Analytical Method: MADEP VPH Pace Analytical Services - Charlotte								
Total VPH (C5-C12)	ND	ug/L	50.0	50.0	1		06/02/22 14:33		N2
Aliphatic (C05-C08)	ND	ug/L	50.0	50.0	1		06/02/22 14:33		N2
Aliphatic(C09-C12) Adjusted	ND	ug/L	50.0	50.0	1		06/02/22 14:33		N2
Aromatic (C09-C10)	ND	ug/L	50.0	50.0	1		06/02/22 14:33		N2
Surrogates									
4-Bromofluorobenzene (FID) (S)	102	%	70-130		1		06/02/22 14:33	460-00-4	
4-Bromofluorobenzene (PID) (S)	86	%	70-130		1		06/02/22 14:33	460-00-4	
6200B MSV	Analytical Method: SM 6200B Pace Analytical Services - Charlotte								
Benzene	ND	ug/L	0.50	0.34	1		06/02/22 15:10	71-43-2	
Bromobenzene	ND	ug/L	0.50	0.29	1		06/02/22 15:10	108-86-1	
Bromochloromethane	ND	ug/L	0.50	0.47	1		06/02/22 15:10	74-97-5	
Bromodichloromethane	ND	ug/L	0.50	0.31	1		06/02/22 15:10	75-27-4	
Bromoform	ND	ug/L	0.50	0.34	1		06/02/22 15:10	75-25-2	
Bromomethane	ND	ug/L	5.0	1.7	1		06/02/22 15:10	74-83-9	
n-Butylbenzene	ND	ug/L	0.50	0.49	1		06/02/22 15:10	104-51-8	
sec-Butylbenzene	ND	ug/L	0.50	0.40	1		06/02/22 15:10	135-98-8	
tert-Butylbenzene	ND	ug/L	0.50	0.32	1		06/02/22 15:10	98-06-6	
Carbon tetrachloride	ND	ug/L	0.50	0.33	1		06/02/22 15:10	56-23-5	
Chlorobenzene	ND	ug/L	0.50	0.28	1		06/02/22 15:10	108-90-7	
Chloroethane	ND	ug/L	1.0	0.65	1		06/02/22 15:10	75-00-3	
Chloroform	ND	ug/L	0.50	0.43	1		06/02/22 15:10	67-66-3	
Chloromethane	ND	ug/L	1.0	0.54	1		06/02/22 15:10	74-87-3	
2-Chlorotoluene	ND	ug/L	0.50	0.32	1		06/02/22 15:10	95-49-8	
4-Chlorotoluene	ND	ug/L	0.50	0.32	1		06/02/22 15:10	106-43-4	
1,2-Dibromo-3-chloropropane	ND	ug/L	1.0	0.34	1		06/02/22 15:10	96-12-8	
Dibromochloromethane	ND	ug/L	0.50	0.36	1		06/02/22 15:10	124-48-1	
1,2-Dibromoethane (EDB)	ND	ug/L	0.50	0.27	1		06/02/22 15:10	106-93-4	
Dibromomethane	ND	ug/L	0.50	0.39	1		06/02/22 15:10	74-95-3	
1,2-Dichlorobenzene	ND	ug/L	0.50	0.34	1		06/02/22 15:10	95-50-1	
1,3-Dichlorobenzene	ND	ug/L	0.50	0.34	1		06/02/22 15:10	541-73-1	
1,4-Dichlorobenzene	ND	ug/L	0.50	0.33	1		06/02/22 15:10	106-46-7	
Dichlorodifluoromethane	ND	ug/L	0.50	0.35	1		06/02/22 15:10	75-71-8	
1,1-Dichloroethane	ND	ug/L	0.50	0.37	1		06/02/22 15:10	75-34-3	
1,2-Dichloroethane	ND	ug/L	0.50	0.32	1		06/02/22 15:10	107-06-2	
1,1-Dichloroethene	ND	ug/L	0.50	0.35	1		06/02/22 15:10	75-35-4	
cis-1,2-Dichloroethene	ND	ug/L	0.50	0.38	1		06/02/22 15:10	156-59-2	
trans-1,2-Dichloroethene	ND	ug/L	0.50	0.40	1		06/02/22 15:10	156-60-5	
1,2-Dichloropropane	ND	ug/L	0.50	0.36	1		06/02/22 15:10	78-87-5	
1,3-Dichloropropane	ND	ug/L	0.50	0.28	1		06/02/22 15:10	142-28-9	
2,2-Dichloropropane	ND	ug/L	0.50	0.39	1		06/02/22 15:10	594-20-7	
1,1-Dichloropropene	ND	ug/L	0.50	0.43	1		06/02/22 15:10	563-58-6	
cis-1,3-Dichloropropene	ND	ug/L	0.50	0.36	1		06/02/22 15:10	10061-01-5	
trans-1,3-Dichloropropene	ND	ug/L	0.50	0.36	1		06/02/22 15:10	10061-02-6	

REPORT OF LABORATORY ANALYSIS

This report shall not be reproduced, except in full,
without the written consent of Pace Analytical Services, LLC.

Pace Analytical Services, LLC
9800 Kincey Ave. Suite 100
Huntersville, NC 28078
(704)875-9092

ANALYTICAL RESULTS

Project: CPC HUNTERSVILLE (GW)
Pace Project No.: 92607183

Sample: FB-2-20220531 **Lab ID: 92607183014** Collected: 05/31/22 08:30 Received: 05/31/22 16:05 Matrix: Water

Parameters	Results	Units	Report Limit	MDL	DF	Prepared	Analyzed	CAS No.	Qual
6200B MSV	Analytical Method: SM 6200B Pace Analytical Services - Charlotte								
Diisopropyl ether	ND	ug/L	0.50	0.31	1		06/02/22 15:10	108-20-3	
Ethylbenzene	ND	ug/L	0.50	0.30	1		06/02/22 15:10	100-41-4	
Hexachloro-1,3-butadiene	ND	ug/L	2.0	1.5	1		06/02/22 15:10	87-68-3	
Isopropylbenzene (Cumene)	ND	ug/L	0.50	0.33	1		06/02/22 15:10	98-82-8	
Methylene Chloride	ND	ug/L	2.0	2.0	1		06/02/22 15:10	75-09-2	
Methyl-tert-butyl ether	ND	ug/L	0.50	0.42	1		06/02/22 15:10	1634-04-4	
Naphthalene	ND	ug/L	2.0	0.64	1		06/02/22 15:10	91-20-3	
n-Propylbenzene	ND	ug/L	0.50	0.34	1		06/02/22 15:10	103-65-1	
Styrene	ND	ug/L	0.50	0.29	1		06/02/22 15:10	100-42-5	
1,1,1,2-Tetrachloroethane	ND	ug/L	0.50	0.31	1		06/02/22 15:10	630-20-6	
1,1,2,2-Tetrachloroethane	ND	ug/L	0.50	0.22	1		06/02/22 15:10	79-34-5	
Tetrachloroethene	ND	ug/L	0.50	0.29	1		06/02/22 15:10	127-18-4	
Toluene	ND	ug/L	0.50	0.48	1		06/02/22 15:10	108-88-3	
1,2,3-Trichlorobenzene	ND	ug/L	2.0	0.81	1		06/02/22 15:10	87-61-6	
1,2,4-Trichlorobenzene	ND	ug/L	2.0	0.64	1		06/02/22 15:10	120-82-1	
1,1,1-Trichloroethane	ND	ug/L	0.50	0.33	1		06/02/22 15:10	71-55-6	
1,1,2-Trichloroethane	ND	ug/L	0.50	0.32	1		06/02/22 15:10	79-00-5	
Trichloroethene	ND	ug/L	0.50	0.38	1		06/02/22 15:10	79-01-6	
Trichlorofluoromethane	ND	ug/L	1.0	0.30	1		06/02/22 15:10	75-69-4	
1,2,3-Trichloropropane	ND	ug/L	0.50	0.26	1		06/02/22 15:10	96-18-4	
1,2,4-Trimethylbenzene	ND	ug/L	0.50	0.50	1		06/02/22 15:10	95-63-6	
1,3,5-Trimethylbenzene	ND	ug/L	0.50	0.33	1		06/02/22 15:10	108-67-8	
Vinyl chloride	ND	ug/L	1.0	0.39	1		06/02/22 15:10	75-01-4	
m&p-Xylene	ND	ug/L	1.0	0.71	1		06/02/22 15:10	179601-23-1	
o-Xylene	ND	ug/L	0.50	0.34	1		06/02/22 15:10	95-47-6	
Surrogates									
1,2-Dichloroethane-d4 (S)	92	%	70-130		1		06/02/22 15:10	17060-07-0	
4-Bromofluorobenzene (S)	98	%	70-130		1		06/02/22 15:10	460-00-4	
Toluene-d8 (S)	105	%	70-130		1		06/02/22 15:10	2037-26-5	

REPORT OF LABORATORY ANALYSIS

This report shall not be reproduced, except in full,
without the written consent of Pace Analytical Services, LLC.

Pace Analytical Services, LLC
9800 Kincey Ave. Suite 100
Huntersville, NC 28078
(704)875-9092

ANALYTICAL RESULTS

Project: CPC HUNTERSVILLE (GW)
Pace Project No.: 92607183

Sample: DUP-1-20220531 **Lab ID: 92607183015** Collected: 05/31/22 00:00 Received: 05/31/22 16:05 Matrix: Water

Parameters	Results	Units	Report Limit	MDL	DF	Prepared	Analyzed	CAS No.	Qual
VPH NC Water	Analytical Method: MADEP VPH Pace Analytical Services - Charlotte								
Total VPH (C5-C12)	ND	ug/L	50.0	50.0	1		06/02/22 15:02		N2
Aliphatic (C05-C08)	ND	ug/L	50.0	50.0	1		06/02/22 15:02		N2
Aliphatic(C09-C12) Adjusted	ND	ug/L	50.0	50.0	1		06/02/22 15:02		N2
Aromatic (C09-C10)	ND	ug/L	50.0	50.0	1		06/02/22 15:02		N2
Surrogates									
4-Bromofluorobenzene (FID) (S)	101	%	70-130		1		06/02/22 15:02	460-00-4	
4-Bromofluorobenzene (PID) (S)	84	%	70-130		1		06/02/22 15:02	460-00-4	
6020 MET ICPMS	Analytical Method: EPA 6020B Preparation Method: EPA 3005A Pace Analytical Services - Peachtree Corners, GA								
Lead	**1.2J**	ug/L	5.0	0.89	1	06/02/22 11:23	06/03/22 16:18	7439-92-1	
6200B MSV	Analytical Method: SM 6200B Pace Analytical Services - Charlotte								
Benzene	ND	ug/L	0.50	0.34	1		06/03/22 09:20	71-43-2	
Bromobenzene	ND	ug/L	0.50	0.29	1		06/03/22 09:20	108-86-1	
Bromochloromethane	ND	ug/L	0.50	0.47	1		06/03/22 09:20	74-97-5	
Bromodichloromethane	ND	ug/L	0.50	0.31	1		06/03/22 09:20	75-27-4	
Bromoform	ND	ug/L	0.50	0.34	1		06/03/22 09:20	75-25-2	
Bromomethane	ND	ug/L	5.0	1.7	1		06/03/22 09:20	74-83-9	
n-Butylbenzene	ND	ug/L	0.50	0.49	1		06/03/22 09:20	104-51-8	
sec-Butylbenzene	ND	ug/L	0.50	0.40	1		06/03/22 09:20	135-98-8	
tert-Butylbenzene	ND	ug/L	0.50	0.32	1		06/03/22 09:20	98-06-6	
Carbon tetrachloride	ND	ug/L	0.50	0.33	1		06/03/22 09:20	56-23-5	
Chlorobenzene	ND	ug/L	0.50	0.28	1		06/03/22 09:20	108-90-7	
Chloroethane	ND	ug/L	1.0	0.65	1		06/03/22 09:20	75-00-3	
Chloroform	ND	ug/L	0.50	0.43	1		06/03/22 09:20	67-66-3	
Chloromethane	ND	ug/L	1.0	0.54	1		06/03/22 09:20	74-87-3	
2-Chlorotoluene	ND	ug/L	0.50	0.32	1		06/03/22 09:20	95-49-8	
4-Chlorotoluene	ND	ug/L	0.50	0.32	1		06/03/22 09:20	106-43-4	
1,2-Dibromo-3-chloropropane	ND	ug/L	1.0	0.34	1		06/03/22 09:20	96-12-8	
Dibromochloromethane	ND	ug/L	0.50	0.36	1		06/03/22 09:20	124-48-1	
1,2-Dibromoethane (EDB)	ND	ug/L	0.50	0.27	1		06/03/22 09:20	106-93-4	
Dibromomethane	ND	ug/L	0.50	0.39	1		06/03/22 09:20	74-95-3	
1,2-Dichlorobenzene	ND	ug/L	0.50	0.34	1		06/03/22 09:20	95-50-1	
1,3-Dichlorobenzene	ND	ug/L	0.50	0.34	1		06/03/22 09:20	541-73-1	
1,4-Dichlorobenzene	ND	ug/L	0.50	0.33	1		06/03/22 09:20	106-46-7	
Dichlorodifluoromethane	ND	ug/L	0.50	0.35	1		06/03/22 09:20	75-71-8	
1,1-Dichloroethane	ND	ug/L	0.50	0.37	1		06/03/22 09:20	75-34-3	
1,2-Dichloroethane	ND	ug/L	0.50	0.32	1		06/03/22 09:20	107-06-2	
1,1-Dichloroethene	ND	ug/L	0.50	0.35	1		06/03/22 09:20	75-35-4	
cis-1,2-Dichloroethene	ND	ug/L	0.50	0.38	1		06/03/22 09:20	156-59-2	
trans-1,2-Dichloroethene	ND	ug/L	0.50	0.40	1		06/03/22 09:20	156-60-5	
1,2-Dichloropropane	ND	ug/L	0.50	0.36	1		06/03/22 09:20	78-87-5	
1,3-Dichloropropane	ND	ug/L	0.50	0.28	1		06/03/22 09:20	142-28-9	

REPORT OF LABORATORY ANALYSIS

This report shall not be reproduced, except in full,
without the written consent of Pace Analytical Services, LLC.

Pace Analytical Services, LLC
9800 Kincey Ave. Suite 100
Huntersville, NC 28078
(704)875-9092

ANALYTICAL RESULTS

Project: CPC HUNTERSVILLE (GW)
Pace Project No.: 92607183

Sample: DUP-1-20220531 **Lab ID: 92607183015** Collected: 05/31/22 00:00 Received: 05/31/22 16:05 Matrix: Water

Parameters	Results	Units	Report Limit	MDL	DF	Prepared	Analyzed	CAS No.	Qual
6200B MSV	Analytical Method: SM 6200B Pace Analytical Services - Charlotte								
2,2-Dichloropropane	ND	ug/L	0.50	0.39	1		06/03/22 09:20	594-20-7	
1,1-Dichloropropene	ND	ug/L	0.50	0.43	1		06/03/22 09:20	563-58-6	
cis-1,3-Dichloropropene	ND	ug/L	0.50	0.36	1		06/03/22 09:20	10061-01-5	
trans-1,3-Dichloropropene	ND	ug/L	0.50	0.36	1		06/03/22 09:20	10061-02-6	
Diisopropyl ether	ND	ug/L	0.50	0.31	1		06/03/22 09:20	108-20-3	
Ethylbenzene	ND	ug/L	0.50	0.30	1		06/03/22 09:20	100-41-4	
Hexachloro-1,3-butadiene	ND	ug/L	2.0	1.5	1		06/03/22 09:20	87-68-3	
Isopropylbenzene (Cumene)	ND	ug/L	0.50	0.33	1		06/03/22 09:20	98-82-8	
Methylene Chloride	ND	ug/L	2.0	2.0	1		06/03/22 09:20	75-09-2	
Methyl-tert-butyl ether	ND	ug/L	0.50	0.42	1		06/03/22 09:20	1634-04-4	
Naphthalene	ND	ug/L	2.0	0.64	1		06/03/22 09:20	91-20-3	
n-Propylbenzene	ND	ug/L	0.50	0.34	1		06/03/22 09:20	103-65-1	
Styrene	ND	ug/L	0.50	0.29	1		06/03/22 09:20	100-42-5	
1,1,1,2-Tetrachloroethane	ND	ug/L	0.50	0.31	1		06/03/22 09:20	630-20-6	
1,1,2,2-Tetrachloroethane	ND	ug/L	0.50	0.22	1		06/03/22 09:20	79-34-5	
Tetrachloroethene	ND	ug/L	0.50	0.29	1		06/03/22 09:20	127-18-4	
Toluene	ND	ug/L	0.50	0.48	1		06/03/22 09:20	108-88-3	
1,2,3-Trichlorobenzene	ND	ug/L	2.0	0.81	1		06/03/22 09:20	87-61-6	
1,2,4-Trichlorobenzene	ND	ug/L	2.0	0.64	1		06/03/22 09:20	120-82-1	
1,1,1-Trichloroethane	ND	ug/L	0.50	0.33	1		06/03/22 09:20	71-55-6	
1,1,2-Trichloroethane	ND	ug/L	0.50	0.32	1		06/03/22 09:20	79-00-5	
Trichloroethene	ND	ug/L	0.50	0.38	1		06/03/22 09:20	79-01-6	
Trichlorofluoromethane	ND	ug/L	1.0	0.30	1		06/03/22 09:20	75-69-4	
1,2,3-Trichloropropane	ND	ug/L	0.50	0.26	1		06/03/22 09:20	96-18-4	
1,2,4-Trimethylbenzene	ND	ug/L	0.50	0.50	1		06/03/22 09:20	95-63-6	
1,3,5-Trimethylbenzene	ND	ug/L	0.50	0.33	1		06/03/22 09:20	108-67-8	
Vinyl chloride	ND	ug/L	1.0	0.39	1		06/03/22 09:20	75-01-4	
m&p-Xylene	ND	ug/L	1.0	0.71	1		06/03/22 09:20	179601-23-1	
o-Xylene	ND	ug/L	0.50	0.34	1		06/03/22 09:20	95-47-6	
Surrogates									
1,2-Dichloroethane-d4 (S)	104	%	70-130		1		06/03/22 09:20	17060-07-0	
4-Bromofluorobenzene (S)	94	%	70-130		1		06/03/22 09:20	460-00-4	
Toluene-d8 (S)	99	%	70-130		1		06/03/22 09:20	2037-26-5	

REPORT OF LABORATORY ANALYSIS

This report shall not be reproduced, except in full,
without the written consent of Pace Analytical Services, LLC.

Pace Analytical Services, LLC
9800 Kincey Ave. Suite 100
Huntersville, NC 28078
(704)875-9092

ANALYTICAL RESULTS

Project: CPC HUNTERSVILLE (GW)
Pace Project No.: 92607183

Sample: DUP-2-20220531 **Lab ID: 92607183016** Collected: 05/31/22 00:00 Received: 05/31/22 16:05 Matrix: Water

Parameters	Results	Units	Report Limit	MDL	DF	Prepared	Analyzed	CAS No.	Qual
VPH NC Water	Analytical Method: MADEP VPH Pace Analytical Services - Charlotte								
Total VPH (C5-C12)	**591**	ug/L	50.0	50.0	1		06/02/22 15:31		N2
Aliphatic (C05-C08)	**444**	ug/L	50.0	50.0	1		06/02/22 15:31		N2
Aliphatic(C09-C12) Adjusted	**125**	ug/L	50.0	50.0	1		06/02/22 15:31		N2
Aromatic (C09-C10)	ND	ug/L	50.0	50.0	1		06/02/22 15:31		N2
Surrogates									
4-Bromofluorobenzene (FID) (S)	99	%	70-130		1		06/02/22 15:31	460-00-4	
4-Bromofluorobenzene (PID) (S)	83	%	70-130		1		06/02/22 15:31	460-00-4	
6020 MET ICPMS	Analytical Method: EPA 6020B Preparation Method: EPA 3005A Pace Analytical Services - Peachtree Corners, GA								
Lead	ND	ug/L	5.0	0.89	1	06/02/22 11:23	06/03/22 16:24	7439-92-1	
6200B MSV	Analytical Method: SM 6200B Pace Analytical Services - Charlotte								
Benzene	**79.8**	ug/L	0.50	0.34	1		06/03/22 09:38	71-43-2	
Bromobenzene	ND	ug/L	0.50	0.29	1		06/03/22 09:38	108-86-1	
Bromochloromethane	ND	ug/L	0.50	0.47	1		06/03/22 09:38	74-97-5	
Bromodichloromethane	ND	ug/L	0.50	0.31	1		06/03/22 09:38	75-27-4	
Bromoform	ND	ug/L	0.50	0.34	1		06/03/22 09:38	75-25-2	
Bromomethane	ND	ug/L	5.0	1.7	1		06/03/22 09:38	74-83-9	
n-Butylbenzene	ND	ug/L	0.50	0.49	1		06/03/22 09:38	104-51-8	
sec-Butylbenzene	ND	ug/L	0.50	0.40	1		06/03/22 09:38	135-98-8	
tert-Butylbenzene	ND	ug/L	0.50	0.32	1		06/03/22 09:38	98-06-6	
Carbon tetrachloride	ND	ug/L	0.50	0.33	1		06/03/22 09:38	56-23-5	
Chlorobenzene	ND	ug/L	0.50	0.28	1		06/03/22 09:38	108-90-7	
Chloroethane	ND	ug/L	1.0	0.65	1		06/03/22 09:38	75-00-3	
Chloroform	ND	ug/L	0.50	0.43	1		06/03/22 09:38	67-66-3	
Chloromethane	ND	ug/L	1.0	0.54	1		06/03/22 09:38	74-87-3	
2-Chlorotoluene	ND	ug/L	0.50	0.32	1		06/03/22 09:38	95-49-8	
4-Chlorotoluene	ND	ug/L	0.50	0.32	1		06/03/22 09:38	106-43-4	
1,2-Dibromo-3-chloropropane	ND	ug/L	1.0	0.34	1		06/03/22 09:38	96-12-8	
Dibromochloromethane	ND	ug/L	0.50	0.36	1		06/03/22 09:38	124-48-1	
1,2-Dibromoethane (EDB)	ND	ug/L	0.50	0.27	1		06/03/22 09:38	106-93-4	
Dibromomethane	ND	ug/L	0.50	0.39	1		06/03/22 09:38	74-95-3	
1,2-Dichlorobenzene	ND	ug/L	0.50	0.34	1		06/03/22 09:38	95-50-1	
1,3-Dichlorobenzene	ND	ug/L	0.50	0.34	1		06/03/22 09:38	541-73-1	
1,4-Dichlorobenzene	ND	ug/L	0.50	0.33	1		06/03/22 09:38	106-46-7	
Dichlorodifluoromethane	ND	ug/L	0.50	0.35	1		06/03/22 09:38	75-71-8	
1,1-Dichloroethane	ND	ug/L	0.50	0.37	1		06/03/22 09:38	75-34-3	
1,2-Dichloroethane	ND	ug/L	0.50	0.32	1		06/03/22 09:38	107-06-2	
1,1-Dichloroethene	ND	ug/L	0.50	0.35	1		06/03/22 09:38	75-35-4	
cis-1,2-Dichloroethene	ND	ug/L	0.50	0.38	1		06/03/22 09:38	156-59-2	
trans-1,2-Dichloroethene	ND	ug/L	0.50	0.40	1		06/03/22 09:38	156-60-5	
1,2-Dichloropropane	ND	ug/L	0.50	0.36	1		06/03/22 09:38	78-87-5	
1,3-Dichloropropane	ND	ug/L	0.50	0.28	1		06/03/22 09:38	142-28-9	

REPORT OF LABORATORY ANALYSIS

This report shall not be reproduced, except in full,
without the written consent of Pace Analytical Services, LLC.

Pace Analytical Services, LLC
9800 Kincey Ave. Suite 100
Huntersville, NC 28078
(704)875-9092

ANALYTICAL RESULTS

Project: CPC HUNTERSVILLE (GW)
Pace Project No.: 92607183

Sample: DUP-2-20220531 **Lab ID: 92607183016** Collected: 05/31/22 00:00 Received: 05/31/22 16:05 Matrix: Water

Parameters	Results	Units	Report Limit	MDL	DF	Prepared	Analyzed	CAS No.	Qual
6200B MSV	Analytical Method: SM 6200B Pace Analytical Services - Charlotte								
2,2-Dichloropropane	ND	ug/L	0.50	0.39	1		06/03/22 09:38	594-20-7	
1,1-Dichloropropene	ND	ug/L	0.50	0.43	1		06/03/22 09:38	563-58-6	
cis-1,3-Dichloropropene	ND	ug/L	0.50	0.36	1		06/03/22 09:38	10061-01-5	
trans-1,3-Dichloropropene	ND	ug/L	0.50	0.36	1		06/03/22 09:38	10061-02-6	
Diisopropyl ether	**10.9**	ug/L	0.50	0.31	1		06/03/22 09:38	108-20-3	
Ethylbenzene	**10.4**	ug/L	0.50	0.30	1		06/03/22 09:38	100-41-4	
Hexachloro-1,3-butadiene	ND	ug/L	2.0	1.5	1		06/03/22 09:38	87-68-3	
Isopropylbenzene (Cumene)	ND	ug/L	0.50	0.33	1		06/03/22 09:38	98-82-8	
Methylene Chloride	ND	ug/L	2.0	2.0	1		06/03/22 09:38	75-09-2	
Methyl-tert-butyl ether	**2.9**	ug/L	0.50	0.42	1		06/03/22 09:38	1634-04-4	
Naphthalene	**0.94J**	ug/L	2.0	0.64	1		06/03/22 09:38	91-20-3	
n-Propylbenzene	**0.48J**	ug/L	0.50	0.34	1		06/03/22 09:38	103-65-1	
Styrene	ND	ug/L	0.50	0.29	1		06/03/22 09:38	100-42-5	
1,1,1,2-Tetrachloroethane	ND	ug/L	0.50	0.31	1		06/03/22 09:38	630-20-6	
1,1,2,2-Tetrachloroethane	ND	ug/L	0.50	0.22	1		06/03/22 09:38	79-34-5	
Tetrachloroethene	ND	ug/L	0.50	0.29	1		06/03/22 09:38	127-18-4	
Toluene	**37.2**	ug/L	0.50	0.48	1		06/03/22 09:38	108-88-3	
1,2,3-Trichlorobenzene	ND	ug/L	2.0	0.81	1		06/03/22 09:38	87-61-6	
1,2,4-Trichlorobenzene	ND	ug/L	2.0	0.64	1		06/03/22 09:38	120-82-1	
1,1,1-Trichloroethane	ND	ug/L	0.50	0.33	1		06/03/22 09:38	71-55-6	
1,1,2-Trichloroethane	ND	ug/L	0.50	0.32	1		06/03/22 09:38	79-00-5	
Trichloroethene	ND	ug/L	0.50	0.38	1		06/03/22 09:38	79-01-6	
Trichlorofluoromethane	ND	ug/L	1.0	0.30	1		06/03/22 09:38	75-69-4	
1,2,3-Trichloropropane	ND	ug/L	0.50	0.26	1		06/03/22 09:38	96-18-4	
1,2,4-Trimethylbenzene	**5.3**	ug/L	0.50	0.50	1		06/03/22 09:38	95-63-6	
1,3,5-Trimethylbenzene	**1.1**	ug/L	0.50	0.33	1		06/03/22 09:38	108-67-8	
Vinyl chloride	ND	ug/L	1.0	0.39	1		06/03/22 09:38	75-01-4	
m&p-Xylene	**43.8**	ug/L	1.0	0.71	1		06/03/22 09:38	179601-23-1	
o-Xylene	**19.3**	ug/L	0.50	0.34	1		06/03/22 09:38	95-47-6	
Surrogates									
1,2-Dichloroethane-d4 (S)	100	%	70-130		1		06/03/22 09:38	17060-07-0	
4-Bromofluorobenzene (S)	94	%	70-130		1		06/03/22 09:38	460-00-4	
Toluene-d8 (S)	99	%	70-130		1		06/03/22 09:38	2037-26-5	

REPORT OF LABORATORY ANALYSIS

This report shall not be reproduced, except in full,
without the written consent of Pace Analytical Services, LLC.

Pace Analytical Services, LLC
9800 Kincey Ave. Suite 100
Huntersville, NC 28078
(704)875-9092

ANALYTICAL RESULTS

Project: CPC HUNTERSVILLE (GW)
Pace Project No.: 92607183

Sample: EB-2-20220531 **Lab ID: 92607183017** Collected: 05/31/22 15:20 Received: 05/31/22 16:05 Matrix: Water

Parameters	Results	Units	Report Limit	MDL	DF	Prepared	Analyzed	CAS No.	Qual
VPH NC Water	Analytical Method: MADEP VPH Pace Analytical Services - Charlotte								
Total VPH (C5-C12)	ND	ug/L	50.0	50.0	1		06/02/22 16:00		N2
Aliphatic (C05-C08)	ND	ug/L	50.0	50.0	1		06/02/22 16:00		N2
Aliphatic(C09-C12) Adjusted	ND	ug/L	50.0	50.0	1		06/02/22 16:00		N2
Aromatic (C09-C10)	ND	ug/L	50.0	50.0	1		06/02/22 16:00		N2
Surrogates									
4-Bromofluorobenzene (FID) (S)	96	%	70-130		1		06/02/22 16:00	460-00-4	
4-Bromofluorobenzene (PID) (S)	80	%	70-130		1		06/02/22 16:00	460-00-4	
6020 MET ICPMS	Analytical Method: EPA 6020B Preparation Method: EPA 3005A Pace Analytical Services - Peachtree Corners, GA								
Lead	ND	ug/L	5.0	0.89	1	06/02/22 11:23	06/03/22 16:42	7439-92-1	
6200B MSV	Analytical Method: SM 6200B Pace Analytical Services - Charlotte								
Benzene	ND	ug/L	0.50	0.34	1		06/02/22 16:57	71-43-2	
Bromobenzene	ND	ug/L	0.50	0.29	1		06/02/22 16:57	108-86-1	
Bromochloromethane	ND	ug/L	0.50	0.47	1		06/02/22 16:57	74-97-5	
Bromodichloromethane	ND	ug/L	0.50	0.31	1		06/02/22 16:57	75-27-4	
Bromoform	ND	ug/L	0.50	0.34	1		06/02/22 16:57	75-25-2	
Bromomethane	ND	ug/L	5.0	1.7	1		06/02/22 16:57	74-83-9	
n-Butylbenzene	ND	ug/L	0.50	0.49	1		06/02/22 16:57	104-51-8	
sec-Butylbenzene	ND	ug/L	0.50	0.40	1		06/02/22 16:57	135-98-8	
tert-Butylbenzene	ND	ug/L	0.50	0.32	1		06/02/22 16:57	98-06-6	
Carbon tetrachloride	ND	ug/L	0.50	0.33	1		06/02/22 16:57	56-23-5	
Chlorobenzene	ND	ug/L	0.50	0.28	1		06/02/22 16:57	108-90-7	
Chloroethane	ND	ug/L	1.0	0.65	1		06/02/22 16:57	75-00-3	
Chloroform	ND	ug/L	0.50	0.43	1		06/02/22 16:57	67-66-3	
Chloromethane	ND	ug/L	1.0	0.54	1		06/02/22 16:57	74-87-3	
2-Chlorotoluene	ND	ug/L	0.50	0.32	1		06/02/22 16:57	95-49-8	
4-Chlorotoluene	ND	ug/L	0.50	0.32	1		06/02/22 16:57	106-43-4	
1,2-Dibromo-3-chloropropane	ND	ug/L	1.0	0.34	1		06/02/22 16:57	96-12-8	
Dibromochloromethane	ND	ug/L	0.50	0.36	1		06/02/22 16:57	124-48-1	
1,2-Dibromoethane (EDB)	ND	ug/L	0.50	0.27	1		06/02/22 16:57	106-93-4	
Dibromomethane	ND	ug/L	0.50	0.39	1		06/02/22 16:57	74-95-3	
1,2-Dichlorobenzene	ND	ug/L	0.50	0.34	1		06/02/22 16:57	95-50-1	
1,3-Dichlorobenzene	ND	ug/L	0.50	0.34	1		06/02/22 16:57	541-73-1	
1,4-Dichlorobenzene	ND	ug/L	0.50	0.33	1		06/02/22 16:57	106-46-7	
Dichlorodifluoromethane	ND	ug/L	0.50	0.35	1		06/02/22 16:57	75-71-8	
1,1-Dichloroethane	ND	ug/L	0.50	0.37	1		06/02/22 16:57	75-34-3	
1,2-Dichloroethane	ND	ug/L	0.50	0.32	1		06/02/22 16:57	107-06-2	
1,1-Dichloroethene	ND	ug/L	0.50	0.35	1		06/02/22 16:57	75-35-4	
cis-1,2-Dichloroethene	ND	ug/L	0.50	0.38	1		06/02/22 16:57	156-59-2	
trans-1,2-Dichloroethene	ND	ug/L	0.50	0.40	1		06/02/22 16:57	156-60-5	
1,2-Dichloropropane	ND	ug/L	0.50	0.36	1		06/02/22 16:57	78-87-5	
1,3-Dichloropropane	ND	ug/L	0.50	0.28	1		06/02/22 16:57	142-28-9	

REPORT OF LABORATORY ANALYSIS

This report shall not be reproduced, except in full,
without the written consent of Pace Analytical Services, LLC.

Pace Analytical Services, LLC
9800 Kincey Ave. Suite 100
Huntersville, NC 28078
(704)875-9092

ANALYTICAL RESULTS

Project: CPC HUNTERSVILLE (GW)
Pace Project No.: 92607183

Sample: EB-2-20220531 **Lab ID: 92607183017** Collected: 05/31/22 15:20 Received: 05/31/22 16:05 Matrix: Water

Parameters	Results	Units	Report Limit	MDL	DF	Prepared	Analyzed	CAS No.	Qual
6200B MSV	Analytical Method: SM 6200B Pace Analytical Services - Charlotte								
2,2-Dichloropropane	ND	ug/L	0.50	0.39	1		06/02/22 16:57	594-20-7	
1,1-Dichloropropene	ND	ug/L	0.50	0.43	1		06/02/22 16:57	563-58-6	
cis-1,3-Dichloropropene	ND	ug/L	0.50	0.36	1		06/02/22 16:57	10061-01-5	
trans-1,3-Dichloropropene	ND	ug/L	0.50	0.36	1		06/02/22 16:57	10061-02-6	
Diisopropyl ether	ND	ug/L	0.50	0.31	1		06/02/22 16:57	108-20-3	
Ethylbenzene	ND	ug/L	0.50	0.30	1		06/02/22 16:57	100-41-4	
Hexachloro-1,3-butadiene	ND	ug/L	2.0	1.5	1		06/02/22 16:57	87-68-3	
Isopropylbenzene (Cumene)	ND	ug/L	0.50	0.33	1		06/02/22 16:57	98-82-8	
Methylene Chloride	ND	ug/L	2.0	2.0	1		06/02/22 16:57	75-09-2	
Methyl-tert-butyl ether	ND	ug/L	0.50	0.42	1		06/02/22 16:57	1634-04-4	
Naphthalene	ND	ug/L	2.0	0.64	1		06/02/22 16:57	91-20-3	
n-Propylbenzene	ND	ug/L	0.50	0.34	1		06/02/22 16:57	103-65-1	
Styrene	ND	ug/L	0.50	0.29	1		06/02/22 16:57	100-42-5	
1,1,1,2-Tetrachloroethane	ND	ug/L	0.50	0.31	1		06/02/22 16:57	630-20-6	
1,1,2,2-Tetrachloroethane	ND	ug/L	0.50	0.22	1		06/02/22 16:57	79-34-5	
Tetrachloroethene	ND	ug/L	0.50	0.29	1		06/02/22 16:57	127-18-4	
Toluene	ND	ug/L	0.50	0.48	1		06/02/22 16:57	108-88-3	
1,2,3-Trichlorobenzene	ND	ug/L	2.0	0.81	1		06/02/22 16:57	87-61-6	
1,2,4-Trichlorobenzene	ND	ug/L	2.0	0.64	1		06/02/22 16:57	120-82-1	
1,1,1-Trichloroethane	ND	ug/L	0.50	0.33	1		06/02/22 16:57	71-55-6	
1,1,2-Trichloroethane	ND	ug/L	0.50	0.32	1		06/02/22 16:57	79-00-5	
Trichloroethene	ND	ug/L	0.50	0.38	1		06/02/22 16:57	79-01-6	
Trichlorofluoromethane	ND	ug/L	1.0	0.30	1		06/02/22 16:57	75-69-4	
1,2,3-Trichloropropane	ND	ug/L	0.50	0.26	1		06/02/22 16:57	96-18-4	
1,2,4-Trimethylbenzene	ND	ug/L	0.50	0.50	1		06/02/22 16:57	95-63-6	
1,3,5-Trimethylbenzene	ND	ug/L	0.50	0.33	1		06/02/22 16:57	108-67-8	
Vinyl chloride	ND	ug/L	1.0	0.39	1		06/02/22 16:57	75-01-4	
m&p-Xylene	ND	ug/L	1.0	0.71	1		06/02/22 16:57	179601-23-1	
o-Xylene	ND	ug/L	0.50	0.34	1		06/02/22 16:57	95-47-6	
Surrogates									
1,2-Dichloroethane-d4 (S)	94	%	70-130		1		06/02/22 16:57	17060-07-0	
4-Bromofluorobenzene (S)	97	%	70-130		1		06/02/22 16:57	460-00-4	
Toluene-d8 (S)	104	%	70-130		1		06/02/22 16:57	2037-26-5	

REPORT OF LABORATORY ANALYSIS

This report shall not be reproduced, except in full,
without the written consent of Pace Analytical Services, LLC.

Pace Analytical Services, LLC
9800 Kincey Ave. Suite 100
Huntersville, NC 28078
(704)875-9092

ANALYTICAL RESULTS

Project: CPC HUNTERSVILLE (GW)
Pace Project No.: 92607183

Sample: TRIP BLANK - 1 **Lab ID: 92607183018** Collected: 05/31/22 00:00 Received: 05/31/22 16:05 Matrix: Water

Parameters	Results	Units	Report Limit	MDL	DF	Prepared	Analyzed	CAS No.	Qual
6200B MSV	Analytical Method: SM 6200B Pace Analytical Services - Charlotte								
Benzene	ND	ug/L	0.50	0.34	1		06/02/22 14:16	71-43-2	
Bromobenzene	ND	ug/L	0.50	0.29	1		06/02/22 14:16	108-86-1	
Bromochloromethane	ND	ug/L	0.50	0.47	1		06/02/22 14:16	74-97-5	
Bromodichloromethane	ND	ug/L	0.50	0.31	1		06/02/22 14:16	75-27-4	
Bromoform	ND	ug/L	0.50	0.34	1		06/02/22 14:16	75-25-2	
Bromomethane	ND	ug/L	5.0	1.7	1		06/02/22 14:16	74-83-9	
n-Butylbenzene	ND	ug/L	0.50	0.49	1		06/02/22 14:16	104-51-8	
sec-Butylbenzene	ND	ug/L	0.50	0.40	1		06/02/22 14:16	135-98-8	
tert-Butylbenzene	ND	ug/L	0.50	0.32	1		06/02/22 14:16	98-06-6	
Carbon tetrachloride	ND	ug/L	0.50	0.33	1		06/02/22 14:16	56-23-5	
Chlorobenzene	ND	ug/L	0.50	0.28	1		06/02/22 14:16	108-90-7	
Chloroethane	ND	ug/L	1.0	0.65	1		06/02/22 14:16	75-00-3	
Chloroform	ND	ug/L	0.50	0.43	1		06/02/22 14:16	67-66-3	
Chloromethane	ND	ug/L	1.0	0.54	1		06/02/22 14:16	74-87-3	
2-Chlorotoluene	ND	ug/L	0.50	0.32	1		06/02/22 14:16	95-49-8	
4-Chlorotoluene	ND	ug/L	0.50	0.32	1		06/02/22 14:16	106-43-4	
1,2-Dibromo-3-chloropropane	ND	ug/L	1.0	0.34	1		06/02/22 14:16	96-12-8	
Dibromochloromethane	ND	ug/L	0.50	0.36	1		06/02/22 14:16	124-48-1	
1,2-Dibromoethane (EDB)	ND	ug/L	0.50	0.27	1		06/02/22 14:16	106-93-4	
Dibromomethane	ND	ug/L	0.50	0.39	1		06/02/22 14:16	74-95-3	
1,2-Dichlorobenzene	ND	ug/L	0.50	0.34	1		06/02/22 14:16	95-50-1	
1,3-Dichlorobenzene	ND	ug/L	0.50	0.34	1		06/02/22 14:16	541-73-1	
1,4-Dichlorobenzene	ND	ug/L	0.50	0.33	1		06/02/22 14:16	106-46-7	
Dichlorodifluoromethane	ND	ug/L	0.50	0.35	1		06/02/22 14:16	75-71-8	
1,1-Dichloroethane	ND	ug/L	0.50	0.37	1		06/02/22 14:16	75-34-3	
1,2-Dichloroethane	ND	ug/L	0.50	0.32	1		06/02/22 14:16	107-06-2	
1,1-Dichloroethene	ND	ug/L	0.50	0.35	1		06/02/22 14:16	75-35-4	
cis-1,2-Dichloroethene	ND	ug/L	0.50	0.38	1		06/02/22 14:16	156-59-2	
trans-1,2-Dichloroethene	ND	ug/L	0.50	0.40	1		06/02/22 14:16	156-60-5	
1,2-Dichloropropane	ND	ug/L	0.50	0.36	1		06/02/22 14:16	78-87-5	
1,3-Dichloropropane	ND	ug/L	0.50	0.28	1		06/02/22 14:16	142-28-9	
2,2-Dichloropropane	ND	ug/L	0.50	0.39	1		06/02/22 14:16	594-20-7	
1,1-Dichloropropene	ND	ug/L	0.50	0.43	1		06/02/22 14:16	563-58-6	
cis-1,3-Dichloropropene	ND	ug/L	0.50	0.36	1		06/02/22 14:16	10061-01-5	
trans-1,3-Dichloropropene	ND	ug/L	0.50	0.36	1		06/02/22 14:16	10061-02-6	
Diisopropyl ether	ND	ug/L	0.50	0.31	1		06/02/22 14:16	108-20-3	
Ethylbenzene	ND	ug/L	0.50	0.30	1		06/02/22 14:16	100-41-4	
Hexachloro-1,3-butadiene	ND	ug/L	2.0	1.5	1		06/02/22 14:16	87-68-3	
Isopropylbenzene (Cumene)	ND	ug/L	0.50	0.33	1		06/02/22 14:16	98-82-8	
Methylene Chloride	ND	ug/L	2.0	2.0	1		06/02/22 14:16	75-09-2	
Methyl-tert-butyl ether	ND	ug/L	0.50	0.42	1		06/02/22 14:16	1634-04-4	
Naphthalene	ND	ug/L	2.0	0.64	1		06/02/22 14:16	91-20-3	
n-Propylbenzene	ND	ug/L	0.50	0.34	1		06/02/22 14:16	103-65-1	
Styrene	ND	ug/L	0.50	0.29	1		06/02/22 14:16	100-42-5	
1,1,1,2-Tetrachloroethane	ND	ug/L	0.50	0.31	1		06/02/22 14:16	630-20-6	

REPORT OF LABORATORY ANALYSIS

This report shall not be reproduced, except in full,
without the written consent of Pace Analytical Services, LLC.

Pace Analytical Services, LLC
9800 Kincey Ave. Suite 100
Huntersville, NC 28078
(704)875-9092

ANALYTICAL RESULTS

Project: CPC HUNTERSVILLE (GW)
Pace Project No.: 92607183

Sample: TRIP BLANK - 1 **Lab ID: 92607183018** Collected: 05/31/22 00:00 Received: 05/31/22 16:05 Matrix: Water

Parameters	Results	Units	Report Limit	MDL	DF	Prepared	Analyzed	CAS No.	Qual
6200B MSV	Analytical Method: SM 6200B Pace Analytical Services - Charlotte								
1,1,2,2-Tetrachloroethane	ND	ug/L	0.50	0.22	1		06/02/22 14:16	79-34-5	
Tetrachloroethene	ND	ug/L	0.50	0.29	1		06/02/22 14:16	127-18-4	
Toluene	ND	ug/L	0.50	0.48	1		06/02/22 14:16	108-88-3	
1,2,3-Trichlorobenzene	ND	ug/L	2.0	0.81	1		06/02/22 14:16	87-61-6	
1,2,4-Trichlorobenzene	ND	ug/L	2.0	0.64	1		06/02/22 14:16	120-82-1	
1,1,1-Trichloroethane	ND	ug/L	0.50	0.33	1		06/02/22 14:16	71-55-6	
1,1,2-Trichloroethane	ND	ug/L	0.50	0.32	1		06/02/22 14:16	79-00-5	
Trichloroethene	ND	ug/L	0.50	0.38	1		06/02/22 14:16	79-01-6	
Trichlorofluoromethane	ND	ug/L	1.0	0.30	1		06/02/22 14:16	75-69-4	
1,2,3-Trichloropropane	ND	ug/L	0.50	0.26	1		06/02/22 14:16	96-18-4	
1,2,4-Trimethylbenzene	ND	ug/L	0.50	0.50	1		06/02/22 14:16	95-63-6	
1,3,5-Trimethylbenzene	ND	ug/L	0.50	0.33	1		06/02/22 14:16	108-67-8	
Vinyl chloride	ND	ug/L	1.0	0.39	1		06/02/22 14:16	75-01-4	
m&p-Xylene	ND	ug/L	1.0	0.71	1		06/02/22 14:16	179601-23-1	
o-Xylene	ND	ug/L	0.50	0.34	1		06/02/22 14:16	95-47-6	
Surrogates									
1,2-Dichloroethane-d4 (S)	92	%	70-130		1		06/02/22 14:16	17060-07-0	
4-Bromofluorobenzene (S)	98	%	70-130		1		06/02/22 14:16	460-00-4	
Toluene-d8 (S)	104	%	70-130		1		06/02/22 14:16	2037-26-5	

REPORT OF LABORATORY ANALYSIS

This report shall not be reproduced, except in full,
without the written consent of Pace Analytical Services, LLC.

Pace Analytical Services, LLC
9800 Kincey Ave. Suite 100
Huntersville, NC 28078
(704)875-9092

ANALYTICAL RESULTS

Project: CPC HUNTERSVILLE (GW)
Pace Project No.: 92607183

Sample: TRIP BLANK - 2 **Lab ID: 92607183019** Collected: 05/31/22 00:00 Received: 05/31/22 16:05 Matrix: Water

Parameters	Results	Units	Report Limit	MDL	DF	Prepared	Analyzed	CAS No.	Qual
6200B MSV	Analytical Method: SM 6200B Pace Analytical Services - Charlotte								
Benzene	ND	ug/L	0.50	0.34	1		06/02/22 14:34	71-43-2	
Bromobenzene	ND	ug/L	0.50	0.29	1		06/02/22 14:34	108-86-1	
Bromochloromethane	ND	ug/L	0.50	0.47	1		06/02/22 14:34	74-97-5	
Bromodichloromethane	ND	ug/L	0.50	0.31	1		06/02/22 14:34	75-27-4	
Bromoform	ND	ug/L	0.50	0.34	1		06/02/22 14:34	75-25-2	
Bromomethane	ND	ug/L	5.0	1.7	1		06/02/22 14:34	74-83-9	
n-Butylbenzene	ND	ug/L	0.50	0.49	1		06/02/22 14:34	104-51-8	
sec-Butylbenzene	ND	ug/L	0.50	0.40	1		06/02/22 14:34	135-98-8	
tert-Butylbenzene	ND	ug/L	0.50	0.32	1		06/02/22 14:34	98-06-6	
Carbon tetrachloride	ND	ug/L	0.50	0.33	1		06/02/22 14:34	56-23-5	
Chlorobenzene	ND	ug/L	0.50	0.28	1		06/02/22 14:34	108-90-7	
Chloroethane	ND	ug/L	1.0	0.65	1		06/02/22 14:34	75-00-3	
Chloroform	ND	ug/L	0.50	0.43	1		06/02/22 14:34	67-66-3	
Chloromethane	ND	ug/L	1.0	0.54	1		06/02/22 14:34	74-87-3	
2-Chlorotoluene	ND	ug/L	0.50	0.32	1		06/02/22 14:34	95-49-8	
4-Chlorotoluene	ND	ug/L	0.50	0.32	1		06/02/22 14:34	106-43-4	
1,2-Dibromo-3-chloropropane	ND	ug/L	1.0	0.34	1		06/02/22 14:34	96-12-8	
Dibromochloromethane	ND	ug/L	0.50	0.36	1		06/02/22 14:34	124-48-1	
1,2-Dibromoethane (EDB)	ND	ug/L	0.50	0.27	1		06/02/22 14:34	106-93-4	
Dibromomethane	ND	ug/L	0.50	0.39	1		06/02/22 14:34	74-95-3	
1,2-Dichlorobenzene	ND	ug/L	0.50	0.34	1		06/02/22 14:34	95-50-1	
1,3-Dichlorobenzene	ND	ug/L	0.50	0.34	1		06/02/22 14:34	541-73-1	
1,4-Dichlorobenzene	ND	ug/L	0.50	0.33	1		06/02/22 14:34	106-46-7	
Dichlorodifluoromethane	ND	ug/L	0.50	0.35	1		06/02/22 14:34	75-71-8	
1,1-Dichloroethane	ND	ug/L	0.50	0.37	1		06/02/22 14:34	75-34-3	
1,2-Dichloroethane	ND	ug/L	0.50	0.32	1		06/02/22 14:34	107-06-2	
1,1-Dichloroethene	ND	ug/L	0.50	0.35	1		06/02/22 14:34	75-35-4	
cis-1,2-Dichloroethene	ND	ug/L	0.50	0.38	1		06/02/22 14:34	156-59-2	
trans-1,2-Dichloroethene	ND	ug/L	0.50	0.40	1		06/02/22 14:34	156-60-5	
1,2-Dichloropropane	ND	ug/L	0.50	0.36	1		06/02/22 14:34	78-87-5	
1,3-Dichloropropane	ND	ug/L	0.50	0.28	1		06/02/22 14:34	142-28-9	
2,2-Dichloropropane	ND	ug/L	0.50	0.39	1		06/02/22 14:34	594-20-7	
1,1-Dichloropropene	ND	ug/L	0.50	0.43	1		06/02/22 14:34	563-58-6	
cis-1,3-Dichloropropene	ND	ug/L	0.50	0.36	1		06/02/22 14:34	10061-01-5	
trans-1,3-Dichloropropene	ND	ug/L	0.50	0.36	1		06/02/22 14:34	10061-02-6	
Diisopropyl ether	ND	ug/L	0.50	0.31	1		06/02/22 14:34	108-20-3	
Ethylbenzene	ND	ug/L	0.50	0.30	1		06/02/22 14:34	100-41-4	
Hexachloro-1,3-butadiene	ND	ug/L	2.0	1.5	1		06/02/22 14:34	87-68-3	
Isopropylbenzene (Cumene)	ND	ug/L	0.50	0.33	1		06/02/22 14:34	98-82-8	
Methylene Chloride	ND	ug/L	2.0	2.0	1		06/02/22 14:34	75-09-2	
Methyl-tert-butyl ether	ND	ug/L	0.50	0.42	1		06/02/22 14:34	1634-04-4	
Naphthalene	ND	ug/L	2.0	0.64	1		06/02/22 14:34	91-20-3	
n-Propylbenzene	ND	ug/L	0.50	0.34	1		06/02/22 14:34	103-65-1	
Styrene	ND	ug/L	0.50	0.29	1		06/02/22 14:34	100-42-5	
1,1,1,2-Tetrachloroethane	ND	ug/L	0.50	0.31	1		06/02/22 14:34	630-20-6	

REPORT OF LABORATORY ANALYSIS

This report shall not be reproduced, except in full,
without the written consent of Pace Analytical Services, LLC.

Pace Analytical Services, LLC
9800 Kincey Ave. Suite 100
Huntersville, NC 28078
(704)875-9092

ANALYTICAL RESULTS

Project: CPC HUNTERSVILLE (GW)
Pace Project No.: 92607183

Sample: TRIP BLANK - 2 **Lab ID: 92607183019** Collected: 05/31/22 00:00 Received: 05/31/22 16:05 Matrix: Water

Parameters	Results	Units	Report Limit	MDL	DF	Prepared	Analyzed	CAS No.	Qual
6200B MSV	Analytical Method: SM 6200B Pace Analytical Services - Charlotte								
1,1,2,2-Tetrachloroethane	ND	ug/L	0.50	0.22	1		06/02/22 14:34	79-34-5	
Tetrachloroethene	ND	ug/L	0.50	0.29	1		06/02/22 14:34	127-18-4	
Toluene	ND	ug/L	0.50	0.48	1		06/02/22 14:34	108-88-3	
1,2,3-Trichlorobenzene	ND	ug/L	2.0	0.81	1		06/02/22 14:34	87-61-6	
1,2,4-Trichlorobenzene	ND	ug/L	2.0	0.64	1		06/02/22 14:34	120-82-1	
1,1,1-Trichloroethane	ND	ug/L	0.50	0.33	1		06/02/22 14:34	71-55-6	
1,1,2-Trichloroethane	ND	ug/L	0.50	0.32	1		06/02/22 14:34	79-00-5	
Trichloroethene	ND	ug/L	0.50	0.38	1		06/02/22 14:34	79-01-6	
Trichlorofluoromethane	ND	ug/L	1.0	0.30	1		06/02/22 14:34	75-69-4	
1,2,3-Trichloropropane	ND	ug/L	0.50	0.26	1		06/02/22 14:34	96-18-4	
1,2,4-Trimethylbenzene	ND	ug/L	0.50	0.50	1		06/02/22 14:34	95-63-6	
1,3,5-Trimethylbenzene	ND	ug/L	0.50	0.33	1		06/02/22 14:34	108-67-8	
Vinyl chloride	ND	ug/L	1.0	0.39	1		06/02/22 14:34	75-01-4	
m&p-Xylene	ND	ug/L	1.0	0.71	1		06/02/22 14:34	179601-23-1	
o-Xylene	ND	ug/L	0.50	0.34	1		06/02/22 14:34	95-47-6	
Surrogates									
1,2-Dichloroethane-d4 (S)	93	%	70-130		1		06/02/22 14:34	17060-07-0	
4-Bromofluorobenzene (S)	97	%	70-130		1		06/02/22 14:34	460-00-4	
Toluene-d8 (S)	105	%	70-130		1		06/02/22 14:34	2037-26-5	

REPORT OF LABORATORY ANALYSIS

This report shall not be reproduced, except in full,
without the written consent of Pace Analytical Services, LLC.

Pace Analytical Services, LLC
9800 Kincey Ave. Suite 100
Huntersville, NC 28078
(704)875-9092

QUALITY CONTROL DATA

Project: CPC HUNTERSVILLE (GW)
Pace Project No.: 92607183

QC Batch: 701723 Analysis Method: MADEP VPH
QC Batch Method: MADEP VPH Analysis Description: VPH NC Water
Laboratory: Pace Analytical Services - Charlotte
Associated Lab Samples: 92607183001, 92607183002, 92607183003, 92607183004, 92607183005, 92607183006

METHOD BLANK: 3662764 Matrix: Water
Associated Lab Samples: 92607183001, 92607183002, 92607183003, 92607183004, 92607183005, 92607183006

Parameter	Units	Blank Result	Reporting Limit	MDL	Analyzed	Qualifiers
Aliphatic (C05-C08)	ug/L	ND	50.0	50.0	06/01/22 22:10	N2
Aromatic (C09-C10)	ug/L	ND	50.0	50.0	06/01/22 22:10	N2
4-Bromofluorobenzene (FID) (S)	%	94	70-130		06/01/22 22:10	
4-Bromofluorobenzene (PID) (S)	%	80	70-130		06/01/22 22:10	

LABORATORY CONTROL SAMPLE & LCSD: 3662765 3662766

Parameter	Units	Spike Conc.	LCS Result	LCSD Result	LCS % Rec	LCSD % Rec	% Rec Limits	RPD	Max RPD	Qualifiers
Aliphatic (C05-C08)	ug/L	300	299	302	100	101	70-130	1	25	N2
Aromatic (C09-C10)	ug/L	100	94.7	94.4	95	94	70-130	0	25	N2
4-Bromofluorobenzene (FID) (S)	%				101	100	70-130			
4-Bromofluorobenzene (PID) (S)	%				86	85	70-130			

Results presented on this page are in the units indicated by the "Units" column except where an alternate unit is presented to the right of the result.

REPORT OF LABORATORY ANALYSIS

This report shall not be reproduced, except in full,
without the written consent of Pace Analytical Services, LLC.

Pace Analytical Services, LLC
9800 Kincey Ave. Suite 100
Huntersville, NC 28078
(704)875-9092

QUALITY CONTROL DATA

Project: CPC HUNTERSVILLE (GW)
Pace Project No.: 92607183

QC Batch: 701744 | Analysis Method: MADEP VPH
QC Batch Method: MADEP VPH | Analysis Description: VPH NC Water
Laboratory: Pace Analytical Services - Charlotte
Associated Lab Samples: 92607183007, 92607183008, 92607183009, 92607183010, 92607183011, 92607183012, 92607183013, 92607183014, 92607183015, 92607183016, 92607183017

METHOD BLANK: 3662815 Matrix: Water
Associated Lab Samples: 92607183007, 92607183008, 92607183009, 92607183010, 92607183011, 92607183012, 92607183013, 92607183014, 92607183015, 92607183016, 92607183017

Parameter	Units	Blank Result	Reporting Limit	MDL	Analyzed	Qualifiers
Aliphatic (C05-C08)	ug/L	ND	50.0	50.0	06/02/22 10:41	N2
Aromatic (C09-C10)	ug/L	ND	50.0	50.0	06/02/22 10:41	N2
4-Bromofluorobenzene (FID) (S)	%	96	70-130		06/02/22 10:41	
4-Bromofluorobenzene (PID) (S)	%	81	70-130		06/02/22 10:41	

LABORATORY CONTROL SAMPLE & LCSD: 3662816 3662817

Parameter	Units	Spike Conc.	LCS Result	LCSD Result	LCS % Rec	LCSD % Rec	% Rec Limits	RPD	Max RPD	Qualifiers
Aliphatic (C05-C08)	ug/L	300	324	283	108	94	70-130	14	25	N2
Aromatic (C09-C10)	ug/L	100	92.3	91.1	92	91	70-130	1	25	N2
4-Bromofluorobenzene (FID) (S)	%				99	98	70-130			
4-Bromofluorobenzene (PID) (S)	%				84	84	70-130			

Results presented on this page are in the units indicated by the "Units" column except where an alternate unit is presented to the right of the result.

REPORT OF LABORATORY ANALYSIS

This report shall not be reproduced, except in full,
without the written consent of Pace Analytical Services, LLC.

Pace Analytical Services, LLC
9800 Kincey Ave. Suite 100
Huntersville, NC 28078
(704)875-9092

QUALITY CONTROL DATA

Project: CPC HUNTERSVILLE (GW)
Pace Project No.: 92607183

QC Batch: 703773
QC Batch Method: MADEP VPH
Analysis Method: MADEP VPH
Analysis Description: VPH NC Water
Laboratory: Pace Analytical Services - Charlotte
Associated Lab Samples: 92607183003

METHOD BLANK: 3672639 Matrix: Water
Associated Lab Samples: 92607183003

Parameter	Units	Blank Result	Reporting Limit	MDL	Analyzed	Qualifiers
Aliphatic (C05-C08)	ug/L	ND	50.0	50.0	06/10/22 14:57	N2
Aromatic (C09-C10)	ug/L	ND	50.0	50.0	06/10/22 14:57	N2
4-Bromofluorobenzene (FID) (S)	%	97	70-130		06/10/22 14:57	
4-Bromofluorobenzene (PID) (S)	%	83	70-130		06/10/22 14:57	

LABORATORY CONTROL SAMPLE & LCSD: 3672640 3672641

Parameter	Units	Spike Conc.	LCS Result	LCSD Result	LCS % Rec	LCSD % Rec	% Rec Limits	RPD	Max RPD	Qualifiers
Aliphatic (C05-C08)	ug/L	300	346	342	115	114	70-130	1	25	N2
Aromatic (C09-C10)	ug/L	100	94.8	93.5	95	94	70-130	1	25	N2
4-Bromofluorobenzene (FID) (S)	%				100	100	70-130			
4-Bromofluorobenzene (PID) (S)	%				86	86	70-130			

Results presented on this page are in the units indicated by the "Units" column except where an alternate unit is presented to the right of the result.

REPORT OF LABORATORY ANALYSIS

This report shall not be reproduced, except in full,
without the written consent of Pace Analytical Services, LLC.

Pace Analytical Services, LLC
9800 Kincey Ave. Suite 100
Huntersville, NC 28078
(704)875-9092

QUALITY CONTROL DATA

Project: CPC HUNTERSVILLE (GW)
Pace Project No.: 92607183

QC Batch: 701857 — Analysis Method: EPA 6020B
QC Batch Method: EPA 3005A — Analysis Description: 6020 MET
Laboratory: Pace Analytical Services - Peachtree Corners, GA
Associated Lab Samples: 92607183001, 92607183003, 92607183004, 92607183005, 92607183006, 92607183007, 92607183008, 92607183009, 92607183010, 92607183011

METHOD BLANK: 3663068 — Matrix: Water
Associated Lab Samples: 92607183001, 92607183003, 92607183004, 92607183005, 92607183006, 92607183007, 92607183008, 92607183009, 92607183010, 92607183011

Parameter	Units	Blank Result	Reporting Limit	MDL	Analyzed	Qualifiers
Lead	ug/L	ND	5.0	0.89	06/02/22 18:29	

LABORATORY CONTROL SAMPLE: 3663069

Parameter	Units	Spike Conc.	LCS Result	LCS % Rec	% Rec Limits	Qualifiers
Lead	ug/L	100	102	102	80-120	

MATRIX SPIKE & MATRIX SPIKE DUPLICATE: 3663070 3663071

Parameter	Units	92607178001 Result	MS Spike Conc.	MSD Spike Conc.	MS Result	MSD Result	MS % Rec	MSD % Rec	% Rec Limits	RPD	Max RPD	Qual
Lead	ug/L	ND	100	100	100	104	100	103	75-125	4	20	

Results presented on this page are in the units indicated by the "Units" column except where an alternate unit is presented to the right of the result.

REPORT OF LABORATORY ANALYSIS

This report shall not be reproduced, except in full,
without the written consent of Pace Analytical Services, LLC.

Pace Analytical Services, LLC
9800 Kincey Ave. Suite 100
Huntersville, NC 28078
(704)875-9092

QUALITY CONTROL DATA

Project: CPC HUNTERSVILLE (GW)
Pace Project No.: 92607183

QC Batch: 701874
QC Batch Method: EPA 3005A
Analysis Method: EPA 6020B
Analysis Description: 6020 MET
Laboratory: Pace Analytical Services - Peachtree Corners, GA
Associated Lab Samples: 92607183002, 92607183012, 92607183013, 92607183015, 92607183016, 92607183017

METHOD BLANK: 3663156 Matrix: Water
Associated Lab Samples: 92607183002, 92607183012, 92607183013, 92607183015, 92607183016, 92607183017

Parameter	Units	Blank Result	Reporting Limit	MDL	Analyzed	Qualifiers
Lead	ug/L	ND	5.0	0.89	06/03/22 15:30	

LABORATORY CONTROL SAMPLE: 3663157

Parameter	Units	Spike Conc.	LCS Result	LCS % Rec	% Rec Limits	Qualifiers
Lead	ug/L	100	94.7	95	80-120	

MATRIX SPIKE & MATRIX SPIKE DUPLICATE: 3663158 3663159

Parameter	Units	92607183002 Result	MS Spike Conc.	MSD Spike Conc.	MS Result	MSD Result	MS % Rec	MSD % Rec	% Rec Limits	RPD	Max RPD	Qual
Lead	ug/L	1.3J	100	100	96.9	105	96	103	75-125	8	20	

Results presented on this page are in the units indicated by the "Units" column except where an alternate unit is presented to the right of the result.

REPORT OF LABORATORY ANALYSIS

This report shall not be reproduced, except in full,
without the written consent of Pace Analytical Services, LLC.

Pace Analytical Services, LLC
9800 Kincey Ave. Suite 100
Huntersville, NC 28078
(704)875-9092

QUALITY CONTROL DATA

Project: CPC HUNTERSVILLE (GW)
Pace Project No.: 92607183

QC Batch: 701645 | Analysis Method: SM 6200B
QC Batch Method: SM 6200B | Analysis Description: 6200B MSV
Laboratory: Pace Analytical Services - Charlotte
Associated Lab Samples: 92607183001, 92607183002, 92607183004, 92607183005, 92607183006, 92607183007

METHOD BLANK: 3662190 Matrix: Water
Associated Lab Samples: 92607183001, 92607183002, 92607183004, 92607183005, 92607183006, 92607183007

Parameter	Units	Blank Result	Reporting Limit	MDL	Analyzed	Qualifiers
1,1,1,2-Tetrachloroethane	ug/L	ND	0.50	0.31	06/01/22 23:46	
1,1,1-Trichloroethane	ug/L	ND	0.50	0.33	06/01/22 23:46	
1,1,2,2-Tetrachloroethane	ug/L	ND	0.50	0.22	06/01/22 23:46	
1,1,2-Trichloroethane	ug/L	ND	0.50	0.32	06/01/22 23:46	
1,1-Dichloroethane	ug/L	ND	0.50	0.37	06/01/22 23:46	
1,1-Dichloroethene	ug/L	ND	0.50	0.35	06/01/22 23:46	
1,1-Dichloropropene	ug/L	ND	0.50	0.43	06/01/22 23:46	
1,2,3-Trichlorobenzene	ug/L	ND	2.0	0.81	06/01/22 23:46	
1,2,3-Trichloropropane	ug/L	ND	0.50	0.26	06/01/22 23:46	
1,2,4-Trichlorobenzene	ug/L	ND	2.0	0.64	06/01/22 23:46	
1,2,4-Trimethylbenzene	ug/L	ND	0.50	0.50	06/01/22 23:46	
1,2-Dibromo-3-chloropropane	ug/L	ND	1.0	0.34	06/01/22 23:46	
1,2-Dibromoethane (EDB)	ug/L	ND	0.50	0.27	06/01/22 23:46	
1,2-Dichlorobenzene	ug/L	ND	0.50	0.34	06/01/22 23:46	
1,2-Dichloroethane	ug/L	ND	0.50	0.32	06/01/22 23:46	
1,2-Dichloropropane	ug/L	ND	0.50	0.36	06/01/22 23:46	
1,3,5-Trimethylbenzene	ug/L	ND	0.50	0.33	06/01/22 23:46	
1,3-Dichlorobenzene	ug/L	ND	0.50	0.34	06/01/22 23:46	
1,3-Dichloropropane	ug/L	ND	0.50	0.28	06/01/22 23:46	
1,4-Dichlorobenzene	ug/L	ND	0.50	0.33	06/01/22 23:46	
2,2-Dichloropropane	ug/L	ND	0.50	0.39	06/01/22 23:46	
2-Chlorotoluene	ug/L	ND	0.50	0.32	06/01/22 23:46	
4-Chlorotoluene	ug/L	ND	0.50	0.32	06/01/22 23:46	
Benzene	ug/L	ND	0.50	0.34	06/01/22 23:46	
Bromobenzene	ug/L	ND	0.50	0.29	06/01/22 23:46	
Bromochloromethane	ug/L	ND	0.50	0.47	06/01/22 23:46	
Bromodichloromethane	ug/L	ND	0.50	0.31	06/01/22 23:46	
Bromoform	ug/L	ND	0.50	0.34	06/01/22 23:46	
Bromomethane	ug/L	ND	5.0	1.7	06/01/22 23:46	
Carbon tetrachloride	ug/L	ND	0.50	0.33	06/01/22 23:46	
Chlorobenzene	ug/L	ND	0.50	0.28	06/01/22 23:46	
Chloroethane	ug/L	ND	1.0	0.65	06/01/22 23:46	
Chloroform	ug/L	ND	0.50	0.43	06/01/22 23:46	
Chloromethane	ug/L	ND	1.0	0.54	06/01/22 23:46	
cis-1,2-Dichloroethene	ug/L	ND	0.50	0.38	06/01/22 23:46	
cis-1,3-Dichloropropene	ug/L	ND	0.50	0.36	06/01/22 23:46	
Dibromochloromethane	ug/L	ND	0.50	0.36	06/01/22 23:46	
Dibromomethane	ug/L	ND	0.50	0.39	06/01/22 23:46	
Dichlorodifluoromethane	ug/L	ND	0.50	0.35	06/01/22 23:46	
Diisopropyl ether	ug/L	ND	0.50	0.31	06/01/22 23:46	

Results presented on this page are in the units indicated by the "Units" column except where an alternate unit is presented to the right of the result.

REPORT OF LABORATORY ANALYSIS

This report shall not be reproduced, except in full,
without the written consent of Pace Analytical Services, LLC.

Pace Analytical Services, LLC
9800 Kincey Ave. Suite 100
Huntersville, NC 28078
(704)875-9092

QUALITY CONTROL DATA

Project: CPC HUNTERSVILLE (GW)
Pace Project No.: 92607183

METHOD BLANK: 3662190 Matrix: Water
Associated Lab Samples: 92607183001, 92607183002, 92607183004, 92607183005, 92607183006, 92607183007

Parameter	Units	Blank Result	Reporting Limit	MDL	Analyzed	Qualifiers
Ethylbenzene	ug/L	ND	0.50	0.30	06/01/22 23:46	
Hexachloro-1,3-butadiene	ug/L	ND	2.0	1.5	06/01/22 23:46	
Isopropylbenzene (Cumene)	ug/L	ND	0.50	0.33	06/01/22 23:46	
m&p-Xylene	ug/L	ND	1.0	0.71	06/01/22 23:46	
Methyl-tert-butyl ether	ug/L	ND	0.50	0.42	06/01/22 23:46	
Methylene Chloride	ug/L	ND	2.0	2.0	06/01/22 23:46	
n-Butylbenzene	ug/L	ND	0.50	0.49	06/01/22 23:46	
n-Propylbenzene	ug/L	ND	0.50	0.34	06/01/22 23:46	
Naphthalene	ug/L	ND	2.0	0.64	06/01/22 23:46	
o-Xylene	ug/L	ND	0.50	0.34	06/01/22 23:46	
sec-Butylbenzene	ug/L	ND	0.50	0.40	06/01/22 23:46	
Styrene	ug/L	ND	0.50	0.29	06/01/22 23:46	
tert-Butylbenzene	ug/L	ND	0.50	0.32	06/01/22 23:46	
Tetrachloroethene	ug/L	ND	0.50	0.29	06/01/22 23:46	
Toluene	ug/L	ND	0.50	0.48	06/01/22 23:46	
trans-1,2-Dichloroethene	ug/L	ND	0.50	0.40	06/01/22 23:46	
trans-1,3-Dichloropropene	ug/L	ND	0.50	0.36	06/01/22 23:46	
Trichloroethene	ug/L	ND	0.50	0.38	06/01/22 23:46	
Trichlorofluoromethane	ug/L	ND	1.0	0.30	06/01/22 23:46	
Vinyl chloride	ug/L	ND	1.0	0.39	06/01/22 23:46	
1,2-Dichloroethane-d4 (S)	%	89	70-130		06/01/22 23:46	
4-Bromofluorobenzene (S)	%	98	70-130		06/01/22 23:46	
Toluene-d8 (S)	%	106	70-130		06/01/22 23:46	

LABORATORY CONTROL SAMPLE: 3662191

Parameter	Units	Spike Conc.	LCS Result	LCS % Rec	% Rec Limits	Qualifiers
1,1,1,2-Tetrachloroethane	ug/L	50	51.5	103	60-140	
1,1,1-Trichloroethane	ug/L	50	53.8	108	60-140	
1,1,2,2-Tetrachloroethane	ug/L	50	46.8	94	60-140	
1,1,2-Trichloroethane	ug/L	50	50.5	101	60-140	
1,1-Dichloroethane	ug/L	50	49.4	99	60-140	
1,1-Dichloroethene	ug/L	50	55.1	110	60-140	
1,1-Dichloropropene	ug/L	50	52.2	104	60-140	
1,2,3-Trichlorobenzene	ug/L	50	49.7	99	60-140	
1,2,3-Trichloropropane	ug/L	50	45.2	90	60-140	
1,2,4-Trichlorobenzene	ug/L	50	49.1	98	60-140	
1,2,4-Trimethylbenzene	ug/L	50	48.7	97	60-140	
1,2-Dibromo-3-chloropropane	ug/L	50	46.1	92	60-140	
1,2-Dibromoethane (EDB)	ug/L	50	50.9	102	60-140	
1,2-Dichlorobenzene	ug/L	50	47.8	96	60-140	
1,2-Dichloroethane	ug/L	50	50.4	101	60-140	
1,2-Dichloropropane	ug/L	50	53.4	107	60-140	
1,3,5-Trimethylbenzene	ug/L	50	50.1	100	60-140	

Results presented on this page are in the units indicated by the "Units" column except where an alternate unit is presented to the right of the result.

REPORT OF LABORATORY ANALYSIS

This report shall not be reproduced, except in full,
without the written consent of Pace Analytical Services, LLC.

Pace Analytical Services, LLC
9800 Kincey Ave. Suite 100
Huntersville, NC 28078
(704)875-9092

QUALITY CONTROL DATA

Project: CPC HUNTERSVILLE (GW)
Pace Project No.: 92607183

LABORATORY CONTROL SAMPLE: 3662191

Parameter	Units	Spike Conc.	LCS Result	LCS % Rec	% Rec Limits	Qualifiers
1,3-Dichlorobenzene	ug/L	50	48.6	97	60-140	
1,3-Dichloropropane	ug/L	50	51.6	103	60-140	
1,4-Dichlorobenzene	ug/L	50	47.5	95	60-140	
2,2-Dichloropropane	ug/L	50	50.6	101	60-140	
2-Chlorotoluene	ug/L	50	46.7	93	60-140	
4-Chlorotoluene	ug/L	50	46.5	93	60-140	
Benzene	ug/L	50	50.1	100	60-140	
Bromobenzene	ug/L	50	47.4	95	60-140	
Bromochloromethane	ug/L	50	47.0	94	60-140	
Bromodichloromethane	ug/L	50	47.5	95	60-140	
Bromoform	ug/L	50	49.3	99	60-140	
Bromomethane	ug/L	50	61.5	123	60-140	
Carbon tetrachloride	ug/L	50	56.1	112	60-140	
Chlorobenzene	ug/L	50	49.6	99	60-140	
Chloroethane	ug/L	50	69.7	139	60-140	
Chloroform	ug/L	50	48.5	97	60-140	
Chloromethane	ug/L	50	56.2	112	60-140	
cis-1,2-Dichloroethene	ug/L	50	50.3	101	60-140	
cis-1,3-Dichloropropene	ug/L	50	53.0	106	60-140	
Dibromochloromethane	ug/L	50	49.9	100	60-140	
Dibromomethane	ug/L	50	48.8	98	60-140	
Dichlorodifluoromethane	ug/L	50	66.4	133	60-140	
Diisopropyl ether	ug/L	50	53.9	108	60-140	
Ethylbenzene	ug/L	50	48.9	98	60-140	
Hexachloro-1,3-butadiene	ug/L	50	53.5	107	60-140	
Isopropylbenzene (Cumene)	ug/L	50	49.7	99	60-140	
m&p-Xylene	ug/L	100	97.2	97	60-140	
Methyl-tert-butyl ether	ug/L	50	50.9	102	60-140	
Methylene Chloride	ug/L	50	47.3	95	60-140	
n-Butylbenzene	ug/L	50	51.7	103	60-140	
n-Propylbenzene	ug/L	50	48.2	96	60-140	
Naphthalene	ug/L	50	49.7	99	60-140	
o-Xylene	ug/L	50	48.6	97	60-140	
sec-Butylbenzene	ug/L	50	50.4	101	60-140	
Styrene	ug/L	50	48.8	98	60-140	
tert-Butylbenzene	ug/L	50	41.5	83	60-140	
Tetrachloroethene	ug/L	50	52.7	105	60-140	
Toluene	ug/L	50	46.9	94	60-140	
trans-1,2-Dichloroethene	ug/L	50	53.5	107	60-140	
trans-1,3-Dichloropropene	ug/L	50	51.1	102	60-140	
Trichloroethene	ug/L	50	57.6	115	60-140	
Trichlorofluoromethane	ug/L	50	63.0	126	60-140	
Vinyl chloride	ug/L	50	62.9	126	60-140	
1,2-Dichloroethane-d4 (S)	%			95	70-130	
4-Bromofluorobenzene (S)	%			97	70-130	
Toluene-d8 (S)	%			96	70-130	

Results presented on this page are in the units indicated by the "Units" column except where an alternate unit is presented to the right of the result.

REPORT OF LABORATORY ANALYSIS

This report shall not be reproduced, except in full,
without the written consent of Pace Analytical Services, LLC.

Pace Analytical Services, LLC
9800 Kincey Ave. Suite 100
Huntersville, NC 28078
(704)875-9092

QUALITY CONTROL DATA

Project: CPC HUNTERSVILLE (GW)
Pace Project No.: 92607183

MATRIX SPIKE & MATRIX SPIKE DUPLICATE: 3662192 3662193

Parameter	Units	92607178001 Result	MS Spike Conc.	MSD Spike Conc.	MS Result	MSD Result	MS % Rec	MSD % Rec	% Rec Limits	RPD	Max RPD	Qual
1,1,1,2-Tetrachloroethane	ug/L	ND	20	20	21.4	20.9	107	105	60-140	2	30	
1,1,1-Trichloroethane	ug/L	ND	20	20	23.3	23.8	117	119	60-140	2	30	
1,1,2,2-Tetrachloroethane	ug/L	ND	20	20	20.8	20.1	104	101	60-140	3	30	
1,1,2-Trichloroethane	ug/L	ND	20	20	21.7	21.1	108	106	60-140	3	30	
1,1-Dichloroethane	ug/L	ND	20	20	22.1	21.8	110	109	60-140	1	30	
1,1-Dichloroethene	ug/L	ND	20	20	24.5	24.9	122	125	60-140	2	30	
1,1-Dichloropropene	ug/L	ND	20	20	22.3	22.3	112	111	60-140	0	30	
1,2,3-Trichlorobenzene	ug/L	ND	20	20	23.3	22.4	116	112	60-140	4	30	
1,2,3-Trichloropropane	ug/L	ND	20	20	20.9	20.3	105	102	60-140	3	30	
1,2,4-Trichlorobenzene	ug/L	ND	20	20	22.4	21.7	112	108	60-140	4	30	
1,2,4-Trimethylbenzene	ug/L	ND	20	20	21.1	21.3	106	107	60-140	1	30	
1,2-Dibromo-3-chloropropane	ug/L	ND	20	20	18.2	18.3	91	92	60-140	1	30	
1,2-Dibromoethane (EDB)	ug/L	ND	20	20	22.0	21.0	110	105	60-140	5	30	
1,2-Dichlorobenzene	ug/L	ND	20	20	20.4	20.7	102	104	60-140	2	30	
1,2-Dichloroethane	ug/L	ND	20	20	21.8	21.6	109	108	60-140	1	30	
1,2-Dichloropropane	ug/L	ND	20	20	23.4	22.9	117	114	60-140	2	30	
1,3,5-Trimethylbenzene	ug/L	ND	20	20	22.0	22.5	110	112	60-140	2	30	
1,3-Dichlorobenzene	ug/L	ND	20	20	20.9	21.0	105	105	60-140	0	30	
1,3-Dichloropropane	ug/L	ND	20	20	21.8	21.5	109	107	60-140	2	30	
1,4-Dichlorobenzene	ug/L	ND	20	20	20.4	20.9	102	104	60-140	2	30	
2,2-Dichloropropane	ug/L	ND	20	20	23.1	23.1	116	116	60-140	0	30	
2-Chlorotoluene	ug/L	ND	20	20	20.5	20.6	102	103	60-140	1	30	
4-Chlorotoluene	ug/L	ND	20	20	20.8	20.6	104	103	60-140	1	30	
Benzene	ug/L	ND	20	20	22.0	21.5	110	108	60-140	2	30	
Bromobenzene	ug/L	ND	20	20	20.1	20.3	101	102	60-140	1	30	
Bromochloromethane	ug/L	ND	20	20	20.4	20.5	102	103	60-140	1	30	
Bromodichloromethane	ug/L	ND	20	20	20.3	19.5	102	98	60-140	4	30	
Bromoform	ug/L	ND	20	20	19.9	19.0	99	95	60-140	5	30	
Bromomethane	ug/L	ND	20	20	29.3	30.2	147	151	60-140	3	30	M1
Carbon tetrachloride	ug/L	ND	20	20	24.5	24.2	123	121	60-140	1	30	
Chlorobenzene	ug/L	ND	20	20	21.9	21.5	109	108	60-140	2	30	
Chloroethane	ug/L	ND	20	20	29.9	29.8	149	149	60-140	0	30	M1
Chloroform	ug/L	ND	20	20	19.0	18.7	95	94	60-140	2	30	
Chloromethane	ug/L	ND	20	20	24.7	24.9	124	125	60-140	1	30	
cis-1,2-Dichloroethene	ug/L	ND	20	20	22.1	22.5	111	113	60-140	2	30	
cis-1,3-Dichloropropene	ug/L	ND	20	20	21.8	21.6	109	108	60-140	1	30	
Dibromochloromethane	ug/L	ND	20	20	20.6	19.8	103	99	60-140	4	30	
Dibromomethane	ug/L	ND	20	20	21.5	21.3	108	107	60-140	1	30	
Dichlorodifluoromethane	ug/L	ND	20	20	25.8	25.9	129	129	60-140	0	30	
Diisopropyl ether	ug/L	ND	20	20	21.4	21.2	107	106	60-140	1	30	
Ethylbenzene	ug/L	ND	20	20	22.1	21.9	111	109	60-140	1	30	
Hexachloro-1,3-butadiene	ug/L	ND	20	20	26.9	27.2	134	136	60-140	1	30	
Isopropylbenzene (Cumene)	ug/L	ND	20	20	22.5	22.0	113	110	60-140	2	30	
m&p-Xylene	ug/L	ND	40	40	45.1	43.6	113	109	60-140	3	30	

Results presented on this page are in the units indicated by the "Units" column except where an alternate unit is presented to the right of the result.

REPORT OF LABORATORY ANALYSIS

This report shall not be reproduced, except in full,
without the written consent of Pace Analytical Services, LLC.

Pace Analytical Services, LLC
9800 Kincey Ave. Suite 100
Huntersville, NC 28078
(704)875-9092

QUALITY CONTROL DATA

Project: CPC HUNTERSVILLE (GW)
Pace Project No.: 92607183

MATRIX SPIKE & MATRIX SPIKE DUPLICATE: 3662192 3662193

Parameter	Units	92607178001 Result	MS Spike Conc.	MSD Spike Conc.	MS Result	MSD Result	MS % Rec	MSD % Rec	% Rec Limits	RPD	Max RPD	Qual
Methyl-tert-butyl ether	ug/L	ND	20	20	19.9	19.6	100	98	60-140	1	30	
Methylene Chloride	ug/L	ND	20	20	17.8	17.8	89	89	60-140	0	30	
n-Butylbenzene	ug/L	ND	20	20	24.4	24.4	122	122	60-140	0	30	
n-Propylbenzene	ug/L	ND	20	20	21.5	21.9	108	109	60-140	2	30	
Naphthalene	ug/L	ND	20	20	21.1	21.1	106	106	60-140	0	30	
o-Xylene	ug/L	ND	20	20	22.3	21.4	112	107	60-140	4	30	
sec-Butylbenzene	ug/L	ND	20	20	23.2	23.6	116	118	60-140	2	30	
Styrene	ug/L	ND	20	20	21.9	21.2	109	106	60-140	3	30	
tert-Butylbenzene	ug/L	ND	20	20	18.4	18.6	92	93	60-140	1	30	
Tetrachloroethene	ug/L	ND	20	20	23.0	22.5	115	112	60-140	2	30	
Toluene	ug/L	ND	20	20	21.2	21.1	106	106	60-140	0	30	
trans-1,2-Dichloroethene	ug/L	ND	20	20	23.6	23.9	118	119	60-140	1	30	
trans-1,3-Dichloropropene	ug/L	ND	20	20	21.6	20.6	108	103	60-140	5	30	
Trichloroethene	ug/L	ND	20	20	24.7	24.7	123	123	60-140	0	30	
Trichlorofluoromethane	ug/L	ND	20	20	27.9	28.8	140	144	60-140	3	30	M1
Vinyl chloride	ug/L	ND	20	20	27.7	27.6	138	138	60-140	0	30	
1,2-Dichloroethane-d4 (S)	%						97	102	70-130			
4-Bromofluorobenzene (S)	%						100	98	70-130			
Toluene-d8 (S)	%						98	97	70-130			

Results presented on this page are in the units indicated by the "Units" column except where an alternate unit is presented to the right of the result.

REPORT OF LABORATORY ANALYSIS

This report shall not be reproduced, except in full,
without the written consent of Pace Analytical Services, LLC.

Pace Analytical Services, LLC
9800 Kincey Ave. Suite 100
Huntersville, NC 28078
(704)875-9092

QUALITY CONTROL DATA

Project: CPC HUNTERSVILLE (GW)
Pace Project No.: 92607183

QC Batch: 701746 | Analysis Method: SM 6200B
QC Batch Method: SM 6200B | Analysis Description: 6200B MSV
Laboratory: Pace Analytical Services - Charlotte

Associated Lab Samples: 92607183008, 92607183010, 92607183011, 92607183012, 92607183013, 92607183014, 92607183017, 92607183018, 92607183019

METHOD BLANK: 3662820 Matrix: Water

Associated Lab Samples: 92607183008, 92607183010, 92607183011, 92607183012, 92607183013, 92607183014, 92607183017, 92607183018, 92607183019

Parameter	Units	Blank Result	Reporting Limit	MDL	Analyzed	Qualifiers
1,1,1,2-Tetrachloroethane	ug/L	ND	0.50	0.31	06/02/22 11:17	
1,1,1-Trichloroethane	ug/L	ND	0.50	0.33	06/02/22 11:17	
1,1,2,2-Tetrachloroethane	ug/L	ND	0.50	0.22	06/02/22 11:17	
1,1,2-Trichloroethane	ug/L	ND	0.50	0.32	06/02/22 11:17	
1,1-Dichloroethane	ug/L	ND	0.50	0.37	06/02/22 11:17	
1,1-Dichloroethene	ug/L	ND	0.50	0.35	06/02/22 11:17	
1,1-Dichloropropene	ug/L	ND	0.50	0.43	06/02/22 11:17	
1,2,3-Trichlorobenzene	ug/L	ND	2.0	0.81	06/02/22 11:17	
1,2,3-Trichloropropane	ug/L	ND	0.50	0.26	06/02/22 11:17	
1,2,4-Trichlorobenzene	ug/L	ND	2.0	0.64	06/02/22 11:17	
1,2,4-Trimethylbenzene	ug/L	ND	0.50	0.50	06/02/22 11:17	
1,2-Dibromo-3-chloropropane	ug/L	ND	1.0	0.34	06/02/22 11:17	
1,2-Dibromoethane (EDB)	ug/L	ND	0.50	0.27	06/02/22 11:17	
1,2-Dichlorobenzene	ug/L	ND	0.50	0.34	06/02/22 11:17	
1,2-Dichloroethane	ug/L	ND	0.50	0.32	06/02/22 11:17	
1,2-Dichloropropane	ug/L	ND	0.50	0.36	06/02/22 11:17	
1,3,5-Trimethylbenzene	ug/L	ND	0.50	0.33	06/02/22 11:17	
1,3-Dichlorobenzene	ug/L	ND	0.50	0.34	06/02/22 11:17	
1,3-Dichloropropane	ug/L	ND	0.50	0.28	06/02/22 11:17	
1,4-Dichlorobenzene	ug/L	ND	0.50	0.33	06/02/22 11:17	
2,2-Dichloropropane	ug/L	ND	0.50	0.39	06/02/22 11:17	
2-Chlorotoluene	ug/L	ND	0.50	0.32	06/02/22 11:17	
4-Chlorotoluene	ug/L	ND	0.50	0.32	06/02/22 11:17	
Benzene	ug/L	ND	0.50	0.34	06/02/22 11:17	
Bromobenzene	ug/L	ND	0.50	0.29	06/02/22 11:17	
Bromochloromethane	ug/L	ND	0.50	0.47	06/02/22 11:17	
Bromodichloromethane	ug/L	ND	0.50	0.31	06/02/22 11:17	
Bromoform	ug/L	ND	0.50	0.34	06/02/22 11:17	
Bromomethane	ug/L	ND	5.0	1.7	06/02/22 11:17	
Carbon tetrachloride	ug/L	ND	0.50	0.33	06/02/22 11:17	
Chlorobenzene	ug/L	ND	0.50	0.28	06/02/22 11:17	
Chloroethane	ug/L	ND	1.0	0.65	06/02/22 11:17	
Chloroform	ug/L	ND	0.50	0.43	06/02/22 11:17	
Chloromethane	ug/L	ND	1.0	0.54	06/02/22 11:17	
cis-1,2-Dichloroethene	ug/L	ND	0.50	0.38	06/02/22 11:17	
cis-1,3-Dichloropropene	ug/L	ND	0.50	0.36	06/02/22 11:17	
Dibromochloromethane	ug/L	ND	0.50	0.36	06/02/22 11:17	
Dibromomethane	ug/L	ND	0.50	0.39	06/02/22 11:17	
Dichlorodifluoromethane	ug/L	ND	0.50	0.35	06/02/22 11:17	

Results presented on this page are in the units indicated by the "Units" column except where an alternate unit is presented to the right of the result.

REPORT OF LABORATORY ANALYSIS

This report shall not be reproduced, except in full,
without the written consent of Pace Analytical Services, LLC.

Pace Analytical Services, LLC
9800 Kincey Ave. Suite 100
Huntersville, NC 28078
(704)875-9092

QUALITY CONTROL DATA

Project: CPC HUNTERSVILLE (GW)
Pace Project No.: 92607183

METHOD BLANK: 3662820 Matrix: Water

Associated Lab Samples: 92607183008, 92607183010, 92607183011, 92607183012, 92607183013, 92607183014, 92607183017, 92607183018, 92607183019

Parameter	Units	Blank Result	Reporting Limit	MDL	Analyzed	Qualifiers
Diisopropyl ether	ug/L	ND	0.50	0.31	06/02/22 11:17	
Ethylbenzene	ug/L	ND	0.50	0.30	06/02/22 11:17	
Hexachloro-1,3-butadiene	ug/L	ND	2.0	1.5	06/02/22 11:17	
Isopropylbenzene (Cumene)	ug/L	ND	0.50	0.33	06/02/22 11:17	
m&p-Xylene	ug/L	ND	1.0	0.71	06/02/22 11:17	
Methyl-tert-butyl ether	ug/L	ND	0.50	0.42	06/02/22 11:17	
Methylene Chloride	ug/L	ND	2.0	2.0	06/02/22 11:17	
n-Butylbenzene	ug/L	ND	0.50	0.49	06/02/22 11:17	
n-Propylbenzene	ug/L	ND	0.50	0.34	06/02/22 11:17	
Naphthalene	ug/L	ND	2.0	0.64	06/02/22 11:17	
o-Xylene	ug/L	ND	0.50	0.34	06/02/22 11:17	
sec-Butylbenzene	ug/L	ND	0.50	0.40	06/02/22 11:17	
Styrene	ug/L	ND	0.50	0.29	06/02/22 11:17	
tert-Butylbenzene	ug/L	ND	0.50	0.32	06/02/22 11:17	
Tetrachloroethene	ug/L	ND	0.50	0.29	06/02/22 11:17	
Toluene	ug/L	ND	0.50	0.48	06/02/22 11:17	
trans-1,2-Dichloroethene	ug/L	ND	0.50	0.40	06/02/22 11:17	
trans-1,3-Dichloropropene	ug/L	ND	0.50	0.36	06/02/22 11:17	
Trichloroethene	ug/L	ND	0.50	0.38	06/02/22 11:17	
Trichlorofluoromethane	ug/L	ND	1.0	0.30	06/02/22 11:17	
Vinyl chloride	ug/L	ND	1.0	0.39	06/02/22 11:17	
1,2-Dichloroethane-d4 (S)	%	91	70-130		06/02/22 11:17	
4-Bromofluorobenzene (S)	%	99	70-130		06/02/22 11:17	
Toluene-d8 (S)	%	105	70-130		06/02/22 11:17	

LABORATORY CONTROL SAMPLE: 3662821

Parameter	Units	Spike Conc.	LCS Result	LCS % Rec	% Rec Limits	Qualifiers
1,1,1,2-Tetrachloroethane	ug/L	50	48.1	96	60-140	
1,1,1-Trichloroethane	ug/L	50	44.4	89	60-140	
1,1,2,2-Tetrachloroethane	ug/L	50	44.8	90	60-140	
1,1,2-Trichloroethane	ug/L	50	48.3	97	60-140	
1,1-Dichloroethane	ug/L	50	40.0	80	60-140	
1,1-Dichloroethene	ug/L	50	41.1	82	60-140	
1,1-Dichloropropene	ug/L	50	42.9	86	60-140	
1,2,3-Trichlorobenzene	ug/L	50	48.1	96	60-140	
1,2,3-Trichloropropane	ug/L	50	44.6	89	60-140	
1,2,4-Trichlorobenzene	ug/L	50	47.8	96	60-140	
1,2,4-Trimethylbenzene	ug/L	50	46.6	93	60-140	
1,2-Dibromo-3-chloropropane	ug/L	50	41.5	83	60-140	
1,2-Dibromoethane (EDB)	ug/L	50	47.7	95	60-140	
1,2-Dichlorobenzene	ug/L	50	45.9	92	60-140	
1,2-Dichloroethane	ug/L	50	44.1	88	60-140	

Results presented on this page are in the units indicated by the "Units" column except where an alternate unit is presented to the right of the result.

REPORT OF LABORATORY ANALYSIS

This report shall not be reproduced, except in full,
without the written consent of Pace Analytical Services, LLC.

Pace Analytical Services, LLC
9800 Kincey Ave. Suite 100
Huntersville, NC 28078
(704)875-9092

QUALITY CONTROL DATA

Project: CPC HUNTERSVILLE (GW)
Pace Project No.: 92607183

LABORATORY CONTROL SAMPLE: 3662821

Parameter	Units	Spike Conc.	LCS Result	LCS % Rec	% Rec Limits	Qualifiers
1,2-Dichloropropane	ug/L	50	49.5	99	60-140	
1,3,5-Trimethylbenzene	ug/L	50	48.2	96	60-140	
1,3-Dichlorobenzene	ug/L	50	45.9	92	60-140	
1,3-Dichloropropane	ug/L	50	48.2	96	60-140	
1,4-Dichlorobenzene	ug/L	50	46.1	92	60-140	
2,2-Dichloropropane	ug/L	50	43.8	88	60-140	
2-Chlorotoluene	ug/L	50	44.6	89	60-140	
4-Chlorotoluene	ug/L	50	44.8	90	60-140	
Benzene	ug/L	50	43.2	86	60-140	
Bromobenzene	ug/L	50	44.8	90	60-140	
Bromochloromethane	ug/L	50	39.4	79	60-140	
Bromodichloromethane	ug/L	50	44.2	88	60-140	
Bromoform	ug/L	50	45.6	91	60-140	
Bromomethane	ug/L	50	45.7	91	60-140	
Carbon tetrachloride	ug/L	50	48.6	97	60-140	
Chlorobenzene	ug/L	50	46.0	92	60-140	
Chloroethane	ug/L	50	50.7	101	60-140	
Chloroform	ug/L	50	41.0	82	60-140	
Chloromethane	ug/L	50	38.9	78	60-140	
cis-1,2-Dichloroethene	ug/L	50	42.8	86	60-140	
cis-1,3-Dichloropropene	ug/L	50	49.5	99	60-140	
Dibromochloromethane	ug/L	50	46.9	94	60-140	
Dibromomethane	ug/L	50	43.9	88	60-140	
Dichlorodifluoromethane	ug/L	50	41.9	84	60-140	
Diisopropyl ether	ug/L	50	46.4	93	60-140	
Ethylbenzene	ug/L	50	46.3	93	60-140	
Hexachloro-1,3-butadiene	ug/L	50	52.7	105	60-140	
Isopropylbenzene (Cumene)	ug/L	50	47.5	95	60-140	
m&p-Xylene	ug/L	100	92.7	93	60-140	
Methyl-tert-butyl ether	ug/L	50	42.1	84	60-140	
Methylene Chloride	ug/L	50	40.5	81	60-140	
n-Butylbenzene	ug/L	50	51.2	102	60-140	
n-Propylbenzene	ug/L	50	47.1	94	60-140	
Naphthalene	ug/L	50	48.4	97	60-140	
o-Xylene	ug/L	50	45.5	91	60-140	
sec-Butylbenzene	ug/L	50	49.3	99	60-140	
Styrene	ug/L	50	46.3	93	60-140	
tert-Butylbenzene	ug/L	50	39.5	79	60-140	
Tetrachloroethene	ug/L	50	47.8	96	60-140	
Toluene	ug/L	50	43.7	87	60-140	
trans-1,2-Dichloroethene	ug/L	50	42.2	84	60-140	
trans-1,3-Dichloropropene	ug/L	50	48.7	97	60-140	
Trichloroethene	ug/L	50	51.0	102	60-140	
Trichlorofluoromethane	ug/L	50	47.4	95	60-140	
Vinyl chloride	ug/L	50	43.7	87	60-140	
1,2-Dichloroethane-d4 (S)	%			96	70-130	
4-Bromofluorobenzene (S)	%			97	70-130	

Results presented on this page are in the units indicated by the "Units" column except where an alternate unit is presented to the right of the result.

REPORT OF LABORATORY ANALYSIS

This report shall not be reproduced, except in full,
without the written consent of Pace Analytical Services, LLC.

Pace Analytical Services, LLC
9800 Kincey Ave. Suite 100
Huntersville, NC 28078
(704)875-9092

QUALITY CONTROL DATA

Project: CPC HUNTERSVILLE (GW)
Pace Project No.: 92607183

LABORATORY CONTROL SAMPLE: 3662821

Parameter	Units	Spike Conc.	LCS Result	LCS % Rec	% Rec Limits	Qualifiers
Toluene-d8 (S)	%			97	70-130	

MATRIX SPIKE & MATRIX SPIKE DUPLICATE: 3662822 3662823

Parameter	Units	92607409004 Result	MS Spike Conc.	MSD Spike Conc.	MS Result	MSD Result	MS % Rec	MSD % Rec	% Rec Limits	RPD	Max RPD	Qual
1,1,1,2-Tetrachloroethane	ug/L	ND	20	20	19.6	19.9	98	100	60-140	2	30	
1,1,1-Trichloroethane	ug/L	ND	20	20	22.8	22.6	114	113	60-140	1	30	
1,1,2,2-Tetrachloroethane	ug/L	ND	20	20	19.6	19.2	98	96	60-140	2	30	
1,1,2-Trichloroethane	ug/L	ND	20	20	20.4	20.7	102	103	60-140	2	30	
1,1-Dichloroethane	ug/L	ND	20	20	21.4	21.6	107	108	60-140	1	30	
1,1-Dichloroethene	ug/L	ND	20	20	24.1	24.2	120	121	60-140	0	30	
1,1-Dichloropropene	ug/L	ND	20	20	21.1	21.3	105	107	60-140	1	30	
1,2,3-Trichlorobenzene	ug/L	ND	20	20	22.6	21.0	113	105	60-140	8	30	
1,2,3-Trichloropropane	ug/L	ND	20	20	19.2	19.5	96	98	60-140	2	30	
1,2,4-Trichlorobenzene	ug/L	ND	20	20	22.5	21.3	113	107	60-140	6	30	
1,2,4-Trimethylbenzene	ug/L	ND	20	20	19.7	19.9	99	99	60-140	1	30	
1,2-Dibromo-3-chloropropane	ug/L	ND	20	20	17.5	17.0	87	85	60-140	3	30	
1,2-Dibromoethane (EDB)	ug/L	ND	20	20	20.2	20.1	101	100	60-140	1	30	
1,2-Dichlorobenzene	ug/L	ND	20	20	19.3	19.2	97	96	60-140	1	30	
1,2-Dichloroethane	ug/L	ND	20	20	20.7	21.2	103	106	60-140	2	30	
1,2-Dichloropropane	ug/L	ND	20	20	22.9	22.3	115	112	60-140	3	30	
1,3,5-Trimethylbenzene	ug/L	ND	20	20	20.8	20.8	104	104	60-140	0	30	
1,3-Dichlorobenzene	ug/L	ND	20	20	19.7	19.5	98	97	60-140	1	30	
1,3-Dichloropropane	ug/L	ND	20	20	20.5	20.6	102	103	60-140	1	30	
1,4-Dichlorobenzene	ug/L	ND	20	20	19.5	18.9	97	95	60-140	3	30	
2,2-Dichloropropane	ug/L	ND	20	20	22.3	22.4	112	112	60-140	1	30	
2-Chlorotoluene	ug/L	ND	20	20	18.9	19.0	94	95	60-140	1	30	
4-Chlorotoluene	ug/L	ND	20	20	18.8	18.9	94	95	60-140	1	30	
Benzene	ug/L	ND	20	20	21.5	21.2	107	106	60-140	1	30	
Bromobenzene	ug/L	ND	20	20	18.7	18.8	93	94	60-140	0	30	
Bromochloromethane	ug/L	ND	20	20	19.7	19.7	99	98	60-140	0	30	
Bromodichloromethane	ug/L	ND	20	20	19.3	19.2	97	96	60-140	1	30	
Bromoform	ug/L	ND	20	20	18.3	17.9	91	89	60-140	2	30	
Bromomethane	ug/L	ND	20	20	30.2	30.0	151	150	60-140	1	30	M1
Carbon tetrachloride	ug/L	ND	20	20	24.1	23.8	121	119	60-140	1	30	
Chlorobenzene	ug/L	ND	20	20	20.2	20.6	101	103	60-140	2	30	
Chloroethane	ug/L	ND	20	20	29.8	29.8	149	149	60-140	0	30	M1
Chloroform	ug/L	ND	20	20	18.0	18.4	90	92	60-140	2	30	
Chloromethane	ug/L	ND	20	20	24.5	24.1	123	120	60-140	2	30	
cis-1,2-Dichloroethene	ug/L	ND	20	20	21.6	21.8	108	109	60-140	1	30	
cis-1,3-Dichloropropene	ug/L	ND	20	20	21.0	20.8	105	104	60-140	1	30	
Dibromochloromethane	ug/L	ND	20	20	18.9	19.1	95	95	60-140	1	30	
Dibromomethane	ug/L	ND	20	20	20.9	20.6	105	103	60-140	1	30	

Results presented on this page are in the units indicated by the "Units" column except where an alternate unit is presented to the right of the result.

REPORT OF LABORATORY ANALYSIS

This report shall not be reproduced, except in full,
without the written consent of Pace Analytical Services, LLC.

Pace Analytical Services, LLC
9800 Kincey Ave. Suite 100
Huntersville, NC 28078
(704)875-9092

QUALITY CONTROL DATA

Project: CPC HUNTERSVILLE (GW)
Pace Project No.: 92607183

MATRIX SPIKE & MATRIX SPIKE DUPLICATE: 3662822 3662823

Parameter	Units	92607409004 Result	MS Spike Conc.	MSD Spike Conc.	MS Result	MSD Result	MS % Rec	MSD % Rec	% Rec Limits	RPD	Max RPD	Qual
Dichlorodifluoromethane	ug/L	ND	20	20	24.1	23.8	120	119	60-140	1	30	
Diisopropyl ether	ug/L	ND	20	20	20.9	21.0	104	105	60-140	1	30	
Ethylbenzene	ug/L	ND	20	20	20.3	20.7	102	104	60-140	2	30	
Hexachloro-1,3-butadiene	ug/L	ND	20	20	30.4	28.4	152	142	60-140	7	30	M1
Isopropylbenzene (Cumene)	ug/L	ND	20	20	20.5	20.8	103	104	60-140	1	30	
m&p-Xylene	ug/L	ND	40	40	40.4	41.5	101	104	60-140	3	30	
Methyl-tert-butyl ether	ug/L	ND	20	20	18.8	19.1	94	95	60-140	2	30	
Methylene Chloride	ug/L	ND	20	20	17.2	17.3	86	87	60-140	1	30	
n-Butylbenzene	ug/L	ND	20	20	24.6	23.3	123	116	60-140	5	30	
n-Propylbenzene	ug/L	ND	20	20	20.1	20.3	101	101	60-140	1	30	
Naphthalene	ug/L	ND	20	20	19.6	19.4	98	97	60-140	1	30	
o-Xylene	ug/L	ND	20	20	19.9	20.5	100	103	60-140	3	30	
sec-Butylbenzene	ug/L	ND	20	20	22.8	22.3	114	111	60-140	2	30	
Styrene	ug/L	ND	20	20	19.4	20.1	97	101	60-140	4	30	
tert-Butylbenzene	ug/L	ND	20	20	17.8	17.7	89	88	60-140	1	30	
Tetrachloroethene	ug/L	ND	20	20	21.3	21.8	106	109	60-140	3	30	
Toluene	ug/L	ND	20	20	20.3	20.4	101	102	60-140	1	30	
trans-1,2-Dichloroethene	ug/L	ND	20	20	23.1	22.8	116	114	60-140	2	30	
trans-1,3-Dichloropropene	ug/L	ND	20	20	20.4	20.2	102	101	60-140	1	30	
Trichloroethene	ug/L	ND	20	20	23.8	23.9	119	120	60-140	0	30	
Trichlorofluoromethane	ug/L	ND	20	20	27.6	27.5	138	138	60-140	0	30	
Vinyl chloride	ug/L	ND	20	20	26.3	26.1	131	131	60-140	1	30	
1,2-Dichloroethane-d4 (S)	%						100	101	70-130			
4-Bromofluorobenzene (S)	%						98	97	70-130			
Toluene-d8 (S)	%						98	98	70-130			

Results presented on this page are in the units indicated by the "Units" column except where an alternate unit is presented to the right of the result.

REPORT OF LABORATORY ANALYSIS

This report shall not be reproduced, except in full,
without the written consent of Pace Analytical Services, LLC.

Pace Analytical Services, LLC
9800 Kincey Ave. Suite 100
Huntersville, NC 28078
(704)875-9092

QUALITY CONTROL DATA

Project: CPC HUNTERSVILLE (GW)
Pace Project No.: 92607183

QC Batch: 702133
QC Batch Method: SM 6200B
Analysis Method: SM 6200B
Analysis Description: 6200B MSV
Laboratory: Pace Analytical Services - Charlotte
Associated Lab Samples: 92607183009, 92607183015, 92607183016

METHOD BLANK: 3664322 Matrix: Water
Associated Lab Samples: 92607183009, 92607183015, 92607183016

Parameter	Units	Blank Result	Reporting Limit	MDL	Analyzed	Qualifiers
1,1,1,2-Tetrachloroethane	ug/L	ND	0.50	0.31	06/03/22 03:10	
1,1,1-Trichloroethane	ug/L	ND	0.50	0.33	06/03/22 03:10	
1,1,2,2-Tetrachloroethane	ug/L	ND	0.50	0.22	06/03/22 03:10	
1,1,2-Trichloroethane	ug/L	ND	0.50	0.32	06/03/22 03:10	
1,1-Dichloroethane	ug/L	ND	0.50	0.37	06/03/22 03:10	
1,1-Dichloroethene	ug/L	ND	0.50	0.35	06/03/22 03:10	
1,1-Dichloropropene	ug/L	ND	0.50	0.43	06/03/22 03:10	
1,2,3-Trichlorobenzene	ug/L	ND	2.0	0.81	06/03/22 03:10	
1,2,3-Trichloropropane	ug/L	ND	0.50	0.26	06/03/22 03:10	
1,2,4-Trichlorobenzene	ug/L	ND	2.0	0.64	06/03/22 03:10	
1,2,4-Trimethylbenzene	ug/L	ND	0.50	0.50	06/03/22 03:10	
1,2-Dibromo-3-chloropropane	ug/L	ND	1.0	0.34	06/03/22 03:10	
1,2-Dibromoethane (EDB)	ug/L	ND	0.50	0.27	06/03/22 03:10	
1,2-Dichlorobenzene	ug/L	ND	0.50	0.34	06/03/22 03:10	
1,2-Dichloroethane	ug/L	ND	0.50	0.32	06/03/22 03:10	
1,2-Dichloropropane	ug/L	ND	0.50	0.36	06/03/22 03:10	
1,3,5-Trimethylbenzene	ug/L	ND	0.50	0.33	06/03/22 03:10	
1,3-Dichlorobenzene	ug/L	ND	0.50	0.34	06/03/22 03:10	
1,3-Dichloropropane	ug/L	ND	0.50	0.28	06/03/22 03:10	
1,4-Dichlorobenzene	ug/L	ND	0.50	0.33	06/03/22 03:10	
2,2-Dichloropropane	ug/L	ND	0.50	0.39	06/03/22 03:10	
2-Chlorotoluene	ug/L	ND	0.50	0.32	06/03/22 03:10	
4-Chlorotoluene	ug/L	ND	0.50	0.32	06/03/22 03:10	
Benzene	ug/L	ND	0.50	0.34	06/03/22 03:10	
Bromobenzene	ug/L	ND	0.50	0.29	06/03/22 03:10	
Bromochloromethane	ug/L	ND	0.50	0.47	06/03/22 03:10	
Bromodichloromethane	ug/L	ND	0.50	0.31	06/03/22 03:10	
Bromoform	ug/L	ND	0.50	0.34	06/03/22 03:10	
Bromomethane	ug/L	ND	5.0	1.7	06/03/22 03:10	
Carbon tetrachloride	ug/L	ND	0.50	0.33	06/03/22 03:10	
Chlorobenzene	ug/L	ND	0.50	0.28	06/03/22 03:10	
Chloroethane	ug/L	ND	1.0	0.65	06/03/22 03:10	
Chloroform	ug/L	ND	0.50	0.43	06/03/22 03:10	
Chloromethane	ug/L	ND	1.0	0.54	06/03/22 03:10	
cis-1,2-Dichloroethene	ug/L	ND	0.50	0.38	06/03/22 03:10	
cis-1,3-Dichloropropene	ug/L	ND	0.50	0.36	06/03/22 03:10	
Dibromochloromethane	ug/L	ND	0.50	0.36	06/03/22 03:10	
Dibromomethane	ug/L	ND	0.50	0.39	06/03/22 03:10	
Dichlorodifluoromethane	ug/L	ND	0.50	0.35	06/03/22 03:10	
Diisopropyl ether	ug/L	ND	0.50	0.31	06/03/22 03:10	

Results presented on this page are in the units indicated by the "Units" column except where an alternate unit is presented to the right of the result.

REPORT OF LABORATORY ANALYSIS

This report shall not be reproduced, except in full,
without the written consent of Pace Analytical Services, LLC.

Pace Analytical Services, LLC
9800 Kincey Ave. Suite 100
Huntersville, NC 28078
(704)875-9092

QUALITY CONTROL DATA

Project: CPC HUNTERSVILLE (GW)
Pace Project No.: 92607183

METHOD BLANK: 3664322 Matrix: Water
Associated Lab Samples: 92607183009, 92607183015, 92607183016

Parameter	Units	Blank Result	Reporting Limit	MDL	Analyzed	Qualifiers
Ethylbenzene	ug/L	ND	0.50	0.30	06/03/22 03:10	
Hexachloro-1,3-butadiene	ug/L	ND	2.0	1.5	06/03/22 03:10	
Isopropylbenzene (Cumene)	ug/L	ND	0.50	0.33	06/03/22 03:10	
m&p-Xylene	ug/L	ND	1.0	0.71	06/03/22 03:10	
Methyl-tert-butyl ether	ug/L	ND	0.50	0.42	06/03/22 03:10	
Methylene Chloride	ug/L	ND	2.0	2.0	06/03/22 03:10	
n-Butylbenzene	ug/L	ND	0.50	0.49	06/03/22 03:10	
n-Propylbenzene	ug/L	ND	0.50	0.34	06/03/22 03:10	
Naphthalene	ug/L	ND	2.0	0.64	06/03/22 03:10	
o-Xylene	ug/L	ND	0.50	0.34	06/03/22 03:10	
sec-Butylbenzene	ug/L	ND	0.50	0.40	06/03/22 03:10	
Styrene	ug/L	ND	0.50	0.29	06/03/22 03:10	
tert-Butylbenzene	ug/L	ND	0.50	0.32	06/03/22 03:10	
Tetrachloroethene	ug/L	ND	0.50	0.29	06/03/22 03:10	
Toluene	ug/L	ND	0.50	0.48	06/03/22 03:10	
trans-1,2-Dichloroethene	ug/L	ND	0.50	0.40	06/03/22 03:10	
trans-1,3-Dichloropropene	ug/L	ND	0.50	0.36	06/03/22 03:10	
Trichloroethene	ug/L	ND	0.50	0.38	06/03/22 03:10	
Trichlorofluoromethane	ug/L	ND	1.0	0.30	06/03/22 03:10	
Vinyl chloride	ug/L	ND	1.0	0.39	06/03/22 03:10	
1,2-Dichloroethane-d4 (S)	%	103	70-130		06/03/22 03:10	
4-Bromofluorobenzene (S)	%	95	70-130		06/03/22 03:10	
Toluene-d8 (S)	%	99	70-130		06/03/22 03:10	

LABORATORY CONTROL SAMPLE: 3664323

Parameter	Units	Spike Conc.	LCS Result	LCS % Rec	% Rec Limits	Qualifiers
1,1,1,2-Tetrachloroethane	ug/L	50	57.2	114	60-140	
1,1,1-Trichloroethane	ug/L	50	57.7	115	60-140	
1,1,2,2-Tetrachloroethane	ug/L	50	60.6	121	60-140	
1,1,2-Trichloroethane	ug/L	50	62.3	125	60-140	
1,1-Dichloroethane	ug/L	50	61.2	122	60-140	
1,1-Dichloroethene	ug/L	50	62.4	125	60-140	
1,1-Dichloropropene	ug/L	50	61.2	122	60-140	
1,2,3-Trichlorobenzene	ug/L	50	49.3	99	60-140	
1,2,3-Trichloropropane	ug/L	50	60.4	121	60-140	
1,2,4-Trichlorobenzene	ug/L	50	49.5	99	60-140	
1,2,4-Trimethylbenzene	ug/L	50	54.1	108	60-140	
1,2-Dibromo-3-chloropropane	ug/L	50	57.3	115	60-140	
1,2-Dibromoethane (EDB)	ug/L	50	61.3	123	60-140	
1,2-Dichlorobenzene	ug/L	50	56.8	114	60-140	
1,2-Dichloroethane	ug/L	50	58.5	117	60-140	
1,2-Dichloropropane	ug/L	50	61.5	123	60-140	
1,3,5-Trimethylbenzene	ug/L	50	55.6	111	60-140	

Results presented on this page are in the units indicated by the "Units" column except where an alternate unit is presented to the right of the result.

REPORT OF LABORATORY ANALYSIS

This report shall not be reproduced, except in full,
without the written consent of Pace Analytical Services, LLC.

Pace Analytical Services, LLC
9800 Kincey Ave. Suite 100
Huntersville, NC 28078
(704)875-9092

QUALITY CONTROL DATA

Project: CPC HUNTERSVILLE (GW)
Pace Project No.: 92607183

LABORATORY CONTROL SAMPLE: 3664323

Parameter	Units	Spike Conc.	LCS Result	LCS % Rec	% Rec Limits	Qualifiers
1,3-Dichlorobenzene	ug/L	50	56.0	112	60-140	
1,3-Dichloropropane	ug/L	50	61.1	122	60-140	
1,4-Dichlorobenzene	ug/L	50	56.2	112	60-140	
2,2-Dichloropropane	ug/L	50	53.5	107	60-140	
2-Chlorotoluene	ug/L	50	57.7	115	60-140	
4-Chlorotoluene	ug/L	50	57.6	115	60-140	
Benzene	ug/L	50	55.9	112	60-140	
Bromobenzene	ug/L	50	57.9	116	60-140	
Bromochloromethane	ug/L	50	63.7	127	60-140	
Bromodichloromethane	ug/L	50	59.1	118	60-140	
Bromoform	ug/L	50	55.9	112	60-140	
Bromomethane	ug/L	50	48.1	96	60-140	
Carbon tetrachloride	ug/L	50	50.9	102	60-140	
Chlorobenzene	ug/L	50	58.3	117	60-140	
Chloroethane	ug/L	50	43.9	88	60-140	
Chloroform	ug/L	50	63.9	128	60-140	
Chloromethane	ug/L	50	56.2	112	60-140	
cis-1,2-Dichloroethene	ug/L	50	61.7	123	60-140	
cis-1,3-Dichloropropene	ug/L	50	61.4	123	60-140	
Dibromochloromethane	ug/L	50	58.6	117	60-140	
Dibromomethane	ug/L	50	57.5	115	60-140	
Dichlorodifluoromethane	ug/L	50	51.8	104	60-140	
Diisopropyl ether	ug/L	50	61.8	124	60-140	
Ethylbenzene	ug/L	50	56.5	113	60-140	
Hexachloro-1,3-butadiene	ug/L	50	40.0	80	60-140	
Isopropylbenzene (Cumene)	ug/L	50	53.4	107	60-140	
m&p-Xylene	ug/L	100	113	113	60-140	
Methyl-tert-butyl ether	ug/L	50	60.6	121	60-140	
Methylene Chloride	ug/L	50	58.9	118	60-140	
n-Butylbenzene	ug/L	50	50.9	102	60-140	
n-Propylbenzene	ug/L	50	56.1	112	60-140	
Naphthalene	ug/L	50	58.1	116	60-140	
o-Xylene	ug/L	50	57.6	115	60-140	
sec-Butylbenzene	ug/L	50	52.4	105	60-140	
Styrene	ug/L	50	61.4	123	60-140	
tert-Butylbenzene	ug/L	50	44.6	89	60-140	
Tetrachloroethene	ug/L	50	52.5	105	60-140	
Toluene	ug/L	50	57.4	115	60-140	
trans-1,2-Dichloroethene	ug/L	50	62.3	125	60-140	
trans-1,3-Dichloropropene	ug/L	50	60.8	122	60-140	
Trichloroethene	ug/L	50	57.2	114	60-140	
Trichlorofluoromethane	ug/L	50	47.0	94	60-140	
Vinyl chloride	ug/L	50	59.7	119	60-140	
1,2-Dichloroethane-d4 (S)	%			106	70-130	
4-Bromofluorobenzene (S)	%			98	70-130	
Toluene-d8 (S)	%			101	70-130	

Results presented on this page are in the units indicated by the "Units" column except where an alternate unit is presented to the right of the result.

REPORT OF LABORATORY ANALYSIS

This report shall not be reproduced, except in full,
without the written consent of Pace Analytical Services, LLC.

Pace Analytical Services, LLC
9800 Kincey Ave. Suite 100
Huntersville, NC 28078
(704)875-9092

QUALITY CONTROL DATA

Project: CPC HUNTERSVILLE (GW)
Pace Project No.: 92607183

MATRIX SPIKE & MATRIX SPIKE DUPLICATE: 3664324 3664325

Parameter	Units	92607409015 Result	MS Spike Conc.	MSD Spike Conc.	MS Result	MSD Result	MS % Rec	MSD % Rec	% Rec Limits	RPD	Max RPD	Qual
1,1,1,2-Tetrachloroethane	ug/L	ND	2500	2500	3790	3410	152	137	60-140	11	30	M1
1,1,1-Trichloroethane	ug/L	ND	2500	2500	4020	3630	161	145	60-140	10	30	M1
1,1,2,2-Tetrachloroethane	ug/L	ND	2500	2500	3990	3640	160	146	60-140	9	30	M1
1,1,2-Trichloroethane	ug/L	ND	2500	2500	4150	3720	166	149	60-140	11	30	M1
1,1-Dichloroethane	ug/L	ND	2500	2500	4200	3780	168	151	60-140	11	30	M1
1,1-Dichloroethene	ug/L	ND	2500	2500	4430	3940	177	158	60-140	12	30	M1
1,1-Dichloropropene	ug/L	ND	2500	2500	4290	3860	171	155	60-140	10	30	M1
1,2,3-Trichlorobenzene	ug/L	ND	2500	2500	3040	2890	122	115	60-140	5	30	
1,2,3-Trichloropropane	ug/L	ND	2500	2500	3920	3540	157	142	60-140	10	30	M1
1,2,4-Trichlorobenzene	ug/L	ND	2500	2500	3120	2880	125	115	60-140	8	30	
1,2,4-Trimethylbenzene	ug/L	956	2500	2500	4790	4450	153	140	60-140	7	30	M1
1,2-Dibromo-3-chloropropane	ug/L	ND	2500	2500	3440	3270	138	131	60-140	5	30	
1,2-Dibromoethane (EDB)	ug/L	ND	2500	2500	4040	3650	162	146	60-140	10	30	M1
1,2-Dichlorobenzene	ug/L	ND	2500	2500	3820	3490	153	140	60-140	9	30	M1
1,2-Dichloroethane	ug/L	ND	2500	2500	4010	3630	160	145	60-140	10	30	M1
1,2-Dichloropropane	ug/L	ND	2500	2500	4160	3800	166	152	60-140	9	30	M1
1,3,5-Trimethylbenzene	ug/L	218	2500	2500	4110	3750	156	141	60-140	9	30	M1
1,3-Dichlorobenzene	ug/L	ND	2500	2500	3880	3520	155	141	60-140	10	30	M1
1,3-Dichloropropane	ug/L	ND	2500	2500	4060	3690	163	148	60-140	10	30	M1
1,4-Dichlorobenzene	ug/L	ND	2500	2500	3770	3440	151	137	60-140	9	30	M1
2,2-Dichloropropane	ug/L	ND	2500	2500	3810	3490	152	140	60-140	9	30	M1
2-Chlorotoluene	ug/L	ND	2500	2500	4040	3690	162	148	60-140	9	30	M1
4-Chlorotoluene	ug/L	ND	2500	2500	3910	3570	156	143	60-140	9	30	M1
Benzene	ug/L	9240	2500	2500	13400	12900	168	147	60-140	4	30	M1
Bromobenzene	ug/L	ND	2500	2500	3950	3590	158	144	60-140	9	30	M1
Bromochloromethane	ug/L	ND	2500	2500	4390	3970	176	159	60-140	10	30	M1
Bromodichloromethane	ug/L	ND	2500	2500	3960	3580	158	143	60-140	10	30	M1
Bromoform	ug/L	ND	2500	2500	3460	3090	138	124	60-140	11	30	
Bromomethane	ug/L	ND	2500	2500	2620	2860	105	114	60-140	8	30	
Carbon tetrachloride	ug/L	ND	2500	2500	3670	3240	147	130	60-140	12	30	M1
Chlorobenzene	ug/L	ND	2500	2500	4020	3600	161	144	60-140	11	30	M1
Chloroethane	ug/L	ND	2500	2500	4860	4300	194	172	60-140	12	30	M1
Chloroform	ug/L	ND	2500	2500	4250	3760	170	151	60-140	12	30	M1
Chloromethane	ug/L	ND	2500	2500	3440	3210	138	129	60-140	7	30	
cis-1,2-Dichloroethene	ug/L	ND	2500	2500	4170	3780	167	151	60-140	10	30	M1
cis-1,3-Dichloropropene	ug/L	ND	2500	2500	4090	3670	163	147	60-140	11	30	M1
Dibromochloromethane	ug/L	ND	2500	2500	3750	3370	150	135	60-140	11	30	M1
Dibromomethane	ug/L	ND	2500	2500	3880	3540	155	141	60-140	9	30	M1
Dichlorodifluoromethane	ug/L	ND	2500	2500	3300	2950	132	118	60-140	11	30	
Diisopropyl ether	ug/L	353	2500	2500	4430	4060	163	148	60-140	9	30	M1
Ethylbenzene	ug/L	1460	2500	2500	5440	5030	159	143	60-140	8	30	M1
Hexachloro-1,3-butadiene	ug/L	ND	2500	2500	2690	2550	108	102	60-140	5	30	
Isopropylbenzene (Cumene)	ug/L	ND	2500	2500	3700	3290	146	130	60-140	12	30	M1
m&p-Xylene	ug/L	7050	5000	5000	15100	14100	161	141	60-140	7	30	M1

Results presented on this page are in the units indicated by the "Units" column except where an alternate unit is presented to the right of the result.

REPORT OF LABORATORY ANALYSIS

This report shall not be reproduced, except in full,
without the written consent of Pace Analytical Services, LLC.

Pace Analytical Services, LLC
9800 Kincey Ave. Suite 100
Huntersville, NC 28078
(704)875-9092

QUALITY CONTROL DATA

Project: CPC HUNTERSVILLE (GW)
Pace Project No.: 92607183

MATRIX SPIKE & MATRIX SPIKE DUPLICATE: 3664324 3664325

Parameter	Units	92607409015 Result	MS Spike Conc.	MSD Spike Conc.	MS Result	MSD Result	MS % Rec	MSD % Rec	% Rec Limits	RPD	Max RPD	Qual
Methyl-tert-butyl ether	ug/L	ND	2500	2500	3970	3620	157	143	60-140	9	30	M1
Methylene Chloride	ug/L	ND	2500	2500	3990	3580	160	143	60-140	11	30	M1
n-Butylbenzene	ug/L	ND	2500	2500	3530	3190	141	128	60-140	10	30	M1
n-Propylbenzene	ug/L	83.8	2500	2500	4000	3630	156	142	60-140	10	30	M1
Naphthalene	ug/L	243J	2500	2500	3750	3670	140	137	60-140	2	30	
o-Xylene	ug/L	3650	2500	2500	7670	7200	161	142	60-140	6	30	M1
sec-Butylbenzene	ug/L	ND	2500	2500	3670	3340	147	134	60-140	10	30	M1
Styrene	ug/L	ND	2500	2500	4170	3720	167	149	60-140	12	30	M1
tert-Butylbenzene	ug/L	ND	2500	2500	3060	2770	122	111	60-140	10	30	
Tetrachloroethene	ug/L	ND	2500	2500	3680	3270	147	131	60-140	12	30	M1
Toluene	ug/L	22800	2500	2500	27100	26400	172	147	60-140	2	30	E,M1
trans-1,2-Dichloroethene	ug/L	ND	2500	2500	4350	3870	174	155	60-140	12	30	M1
trans-1,3-Dichloropropene	ug/L	ND	2500	2500	3940	3580	158	143	60-140	10	30	M1
Trichloroethene	ug/L	ND	2500	2500	4000	3580	160	143	60-140	11	30	M1
Trichlorofluoromethane	ug/L	ND	2500	2500	3790	3390	151	136	60-140	11	30	M1
Vinyl chloride	ug/L	ND	2500	2500	4000	3630	160	145	60-140	10	30	M1
1,2-Dichloroethane-d4 (S)	%						103	103	70-130			
4-Bromofluorobenzene (S)	%						96	95	70-130			
Toluene-d8 (S)	%						100	100	70-130			

Results presented on this page are in the units indicated by the "Units" column except where an alternate unit is presented to the right of the result.

REPORT OF LABORATORY ANALYSIS

This report shall not be reproduced, except in full,
without the written consent of Pace Analytical Services, LLC.

Pace Analytical Services, LLC
9800 Kincey Ave. Suite 100
Huntersville, NC 28078
(704)875-9092

QUALITY CONTROL DATA

Project: CPC HUNTERSVILLE (GW)
Pace Project No.: 92607183

QC Batch: 703719
QC Batch Method: SM 6200B
Analysis Method: SM 6200B
Analysis Description: 6200B MSV
Laboratory: Pace Analytical Services - Charlotte

Associated Lab Samples: 92607183003

METHOD BLANK: 3672284 Matrix: Water
Associated Lab Samples: 92607183003

Parameter	Units	Blank Result	Reporting Limit	MDL	Analyzed	Qualifiers
1,1,1,2-Tetrachloroethane	ug/L	ND	0.50	0.31	06/13/22 13:36	
1,1,1-Trichloroethane	ug/L	ND	0.50	0.33	06/13/22 13:36	
1,1,2,2-Tetrachloroethane	ug/L	ND	0.50	0.22	06/13/22 13:36	
1,1,2-Trichloroethane	ug/L	ND	0.50	0.32	06/13/22 13:36	
1,1-Dichloroethane	ug/L	ND	0.50	0.37	06/13/22 13:36	
1,1-Dichloroethene	ug/L	ND	0.50	0.35	06/13/22 13:36	
1,1-Dichloropropene	ug/L	ND	0.50	0.43	06/13/22 13:36	
1,2,3-Trichlorobenzene	ug/L	ND	2.0	0.81	06/13/22 13:36	
1,2,3-Trichloropropane	ug/L	ND	0.50	0.26	06/13/22 13:36	
1,2,4-Trichlorobenzene	ug/L	ND	2.0	0.64	06/13/22 13:36	
1,2,4-Trimethylbenzene	ug/L	ND	0.50	0.50	06/13/22 13:36	
1,2-Dibromo-3-chloropropane	ug/L	ND	1.0	0.34	06/13/22 13:36	
1,2-Dibromoethane (EDB)	ug/L	ND	0.50	0.27	06/13/22 13:36	
1,2-Dichlorobenzene	ug/L	ND	0.50	0.34	06/13/22 13:36	
1,2-Dichloroethane	ug/L	ND	0.50	0.32	06/13/22 13:36	
1,2-Dichloropropane	ug/L	ND	0.50	0.36	06/13/22 13:36	
1,3,5-Trimethylbenzene	ug/L	ND	0.50	0.33	06/13/22 13:36	
1,3-Dichlorobenzene	ug/L	ND	0.50	0.34	06/13/22 13:36	
1,3-Dichloropropane	ug/L	ND	0.50	0.28	06/13/22 13:36	
1,4-Dichlorobenzene	ug/L	ND	0.50	0.33	06/13/22 13:36	
2,2-Dichloropropane	ug/L	ND	0.50	0.39	06/13/22 13:36	
2-Chlorotoluene	ug/L	ND	0.50	0.32	06/13/22 13:36	
4-Chlorotoluene	ug/L	ND	0.50	0.32	06/13/22 13:36	
Benzene	ug/L	ND	0.50	0.34	06/13/22 13:36	
Bromobenzene	ug/L	ND	0.50	0.29	06/13/22 13:36	
Bromochloromethane	ug/L	ND	0.50	0.47	06/13/22 13:36	
Bromodichloromethane	ug/L	ND	0.50	0.31	06/13/22 13:36	
Bromoform	ug/L	ND	0.50	0.34	06/13/22 13:36	
Bromomethane	ug/L	ND	5.0	1.7	06/13/22 13:36	
Carbon tetrachloride	ug/L	ND	0.50	0.33	06/13/22 13:36	
Chlorobenzene	ug/L	ND	0.50	0.28	06/13/22 13:36	
Chloroethane	ug/L	ND	1.0	0.65	06/13/22 13:36	
Chloroform	ug/L	ND	0.50	0.43	06/13/22 13:36	
Chloromethane	ug/L	ND	1.0	0.54	06/13/22 13:36	
cis-1,2-Dichloroethene	ug/L	ND	0.50	0.38	06/13/22 13:36	
cis-1,3-Dichloropropene	ug/L	ND	0.50	0.36	06/13/22 13:36	
Dibromochloromethane	ug/L	ND	0.50	0.36	06/13/22 13:36	
Dibromomethane	ug/L	ND	0.50	0.39	06/13/22 13:36	
Dichlorodifluoromethane	ug/L	ND	0.50	0.35	06/13/22 13:36	
Diisopropyl ether	ug/L	ND	0.50	0.31	06/13/22 13:36	

Results presented on this page are in the units indicated by the "Units" column except where an alternate unit is presented to the right of the result.

REPORT OF LABORATORY ANALYSIS

This report shall not be reproduced, except in full,
without the written consent of Pace Analytical Services, LLC.

Pace Analytical Services, LLC
9800 Kincey Ave. Suite 100
Huntersville, NC 28078
(704)875-9092

QUALITY CONTROL DATA

Project: CPC HUNTERSVILLE (GW)
Pace Project No.: 92607183

METHOD BLANK: 3672284 Matrix: Water
Associated Lab Samples: 92607183003

Parameter	Units	Blank Result	Reporting Limit	MDL	Analyzed	Qualifiers
Ethylbenzene	ug/L	ND	0.50	0.30	06/13/22 13:36	
Hexachloro-1,3-butadiene	ug/L	ND	2.0	1.5	06/13/22 13:36	
Isopropylbenzene (Cumene)	ug/L	ND	0.50	0.33	06/13/22 13:36	
m&p-Xylene	ug/L	ND	1.0	0.71	06/13/22 13:36	
Methyl-tert-butyl ether	ug/L	ND	0.50	0.42	06/13/22 13:36	
Methylene Chloride	ug/L	ND	2.0	2.0	06/13/22 13:36	
n-Butylbenzene	ug/L	ND	0.50	0.49	06/13/22 13:36	
n-Propylbenzene	ug/L	ND	0.50	0.34	06/13/22 13:36	
Naphthalene	ug/L	ND	2.0	0.64	06/13/22 13:36	
o-Xylene	ug/L	ND	0.50	0.34	06/13/22 13:36	
sec-Butylbenzene	ug/L	ND	0.50	0.40	06/13/22 13:36	
Styrene	ug/L	ND	0.50	0.29	06/13/22 13:36	
tert-Butylbenzene	ug/L	ND	0.50	0.32	06/13/22 13:36	
Tetrachloroethene	ug/L	ND	0.50	0.29	06/13/22 13:36	
Toluene	ug/L	ND	0.50	0.48	06/13/22 13:36	
trans-1,2-Dichloroethene	ug/L	ND	0.50	0.40	06/13/22 13:36	
trans-1,3-Dichloropropene	ug/L	ND	0.50	0.36	06/13/22 13:36	
Trichloroethene	ug/L	ND	0.50	0.38	06/13/22 13:36	
Trichlorofluoromethane	ug/L	ND	1.0	0.30	06/13/22 13:36	
Vinyl chloride	ug/L	ND	1.0	0.39	06/13/22 13:36	
1,2-Dichloroethane-d4 (S)	%	96	70-130		06/13/22 13:36	
4-Bromofluorobenzene (S)	%	99	70-130		06/13/22 13:36	
Toluene-d8 (S)	%	88	70-130		06/13/22 13:36	

LABORATORY CONTROL SAMPLE: 3672285

Parameter	Units	Spike Conc.	LCS Result	LCS % Rec	% Rec Limits	Qualifiers
1,1,1,2-Tetrachloroethane	ug/L	50	50.1	100	60-140	
1,1,1-Trichloroethane	ug/L	50	46.1	92	60-140	
1,1,2,2-Tetrachloroethane	ug/L	50	44.2	88	60-140	
1,1,2-Trichloroethane	ug/L	50	45.5	91	60-140	
1,1-Dichloroethane	ug/L	50	41.7	83	60-140	
1,1-Dichloroethene	ug/L	50	47.8	96	60-140	
1,1-Dichloropropene	ug/L	50	42.6	85	60-140	
1,2,3-Trichlorobenzene	ug/L	50	57.5	115	60-140	
1,2,3-Trichloropropane	ug/L	50	45.2	90	60-140	
1,2,4-Trichlorobenzene	ug/L	50	59.0	118	60-140	
1,2,4-Trimethylbenzene	ug/L	50	48.4	97	60-140	
1,2-Dibromo-3-chloropropane	ug/L	50	49.3	99	60-140	
1,2-Dibromoethane (EDB)	ug/L	50	49.0	98	60-140	
1,2-Dichlorobenzene	ug/L	50	54.5	109	60-140	
1,2-Dichloroethane	ug/L	50	45.6	91	60-140	
1,2-Dichloropropane	ug/L	50	49.8	100	60-140	
1,3,5-Trimethylbenzene	ug/L	50	49.9	100	60-140	

Results presented on this page are in the units indicated by the "Units" column except where an alternate unit is presented to the right of the result.

REPORT OF LABORATORY ANALYSIS

This report shall not be reproduced, except in full,
without the written consent of Pace Analytical Services, LLC.

Pace Analytical Services, LLC
9800 Kincey Ave. Suite 100
Huntersville, NC 28078
(704)875-9092

QUALITY CONTROL DATA

Project: CPC HUNTERSVILLE (GW)
Pace Project No.: 92607183

LABORATORY CONTROL SAMPLE: 3672285

Parameter	Units	Spike Conc.	LCS Result	LCS % Rec	% Rec Limits	Qualifiers
1,3-Dichlorobenzene	ug/L	50	48.4	97	60-140	
1,3-Dichloropropane	ug/L	50	47.4	95	60-140	
1,4-Dichlorobenzene	ug/L	50	47.2	94	60-140	
2,2-Dichloropropane	ug/L	50	44.6	89	60-140	
2-Chlorotoluene	ug/L	50	46.4	93	60-140	
4-Chlorotoluene	ug/L	50	46.7	93	60-140	
Benzene	ug/L	50	44.0	88	60-140	
Bromobenzene	ug/L	50	46.4	93	60-140	
Bromochloromethane	ug/L	50	39.6	79	60-140	
Bromodichloromethane	ug/L	50	43.2	86	60-140	
Bromoform	ug/L	50	47.3	95	60-140	
Bromomethane	ug/L	50	46.3	93	60-140	
Carbon tetrachloride	ug/L	50	52.6	105	60-140	
Chlorobenzene	ug/L	50	47.5	95	60-140	
Chloroethane	ug/L	50	60.4	121	60-140	
Chloroform	ug/L	50	38.8	78	60-140	
Chloromethane	ug/L	50	49.0	98	60-140	
cis-1,2-Dichloroethene	ug/L	50	44.4	89	60-140	
cis-1,3-Dichloropropene	ug/L	50	47.4	95	60-140	
Dibromochloromethane	ug/L	50	48.1	96	60-140	
Dibromomethane	ug/L	50	45.1	90	60-140	
Dichlorodifluoromethane	ug/L	50	57.0	114	60-140	
Diisopropyl ether	ug/L	50	49.6	99	60-140	
Ethylbenzene	ug/L	50	46.9	94	60-140	
Hexachloro-1,3-butadiene	ug/L	50	67.4	135	60-140	
Isopropylbenzene (Cumene)	ug/L	50	48.8	98	60-140	
m&p-Xylene	ug/L	100	95.8	96	60-140	
Methyl-tert-butyl ether	ug/L	50	41.8	84	60-140	
Methylene Chloride	ug/L	50	42.2	84	60-140	
n-Butylbenzene	ug/L	50	57.5	115	60-140	
n-Propylbenzene	ug/L	50	47.3	95	60-140	
Naphthalene	ug/L	50	55.8	112	60-140	
o-Xylene	ug/L	50	47.3	95	60-140	
sec-Butylbenzene	ug/L	50	50.5	101	60-140	
Styrene	ug/L	50	47.6	95	60-140	
tert-Butylbenzene	ug/L	50	41.3	83	60-140	
Tetrachloroethene	ug/L	50	51.4	103	60-140	
Toluene	ug/L	50	42.5	85	60-140	
trans-1,2-Dichloroethene	ug/L	50	47.0	94	60-140	
trans-1,3-Dichloropropene	ug/L	50	46.4	93	60-140	
Trichloroethene	ug/L	50	53.4	107	60-140	
Trichlorofluoromethane	ug/L	50	53.7	107	60-140	
Vinyl chloride	ug/L	50	53.3	107	60-140	
1,2-Dichloroethane-d4 (S)	%			98	70-130	
4-Bromofluorobenzene (S)	%			98	70-130	
Toluene-d8 (S)	%			94	70-130	

Results presented on this page are in the units indicated by the "Units" column except where an alternate unit is presented to the right of the result.

REPORT OF LABORATORY ANALYSIS

This report shall not be reproduced, except in full,
without the written consent of Pace Analytical Services, LLC.

Pace Analytical Services, LLC
9800 Kincey Ave. Suite 100
Huntersville, NC 28078
(704)875-9092

QUALITY CONTROL DATA

Project: CPC HUNTERSVILLE (GW)
Pace Project No.: 92607183

MATRIX SPIKE & MATRIX SPIKE DUPLICATE: 3674043 3674044

Parameter	Units	92607183003 Result	MS Spike Conc.	MSD Spike Conc.	MS Result	MSD Result	MS % Rec	MSD % Rec	% Rec Limits	RPD	Max RPD	Qual
1,1,1,2-Tetrachloroethane	ug/L	ND	20	20	20.3	20.3	101	102	60-140	0	30	
1,1,1-Trichloroethane	ug/L	ND	20	20	17.8	20.6	89	103	60-140	15	30	
1,1,2,2-Tetrachloroethane	ug/L	ND	20	20	18.5	19.1	93	95	60-140	3	30	
1,1,2-Trichloroethane	ug/L	ND	20	20	18.7	17.0	94	85	60-140	9	30	
1,1-Dichloroethane	ug/L	ND	20	20	16.2	16.4	81	82	60-140	1	30	
1,1-Dichloroethene	ug/L	ND	20	20	19.0	19.3	95	96	60-140	1	30	
1,1-Dichloropropene	ug/L	ND	20	20	17.1	19.6	86	98	60-140	13	30	
1,2,3-Trichlorobenzene	ug/L	ND	20	20	20.4	22.9	102	114	60-140	11	30	
1,2,3-Trichloropropane	ug/L	ND	20	20	18.7	19.0	93	95	60-140	2	30	
1,2,4-Trichlorobenzene	ug/L	ND	20	20	19.6	21.6	98	108	60-140	9	30	
1,2,4-Trimethylbenzene	ug/L	5.1	20	20	26.0	26.9	105	109	60-140	3	30	
1,2-Dibromo-3-chloropropane	ug/L	ND	20	20	17.2	18.2	86	91	60-140	6	30	
1,2-Dibromoethane (EDB)	ug/L	ND	20	20	19.8	20.0	99	100	60-140	1	30	
1,2-Dichlorobenzene	ug/L	ND	20	20	20.0	20.5	100	102	60-140	2	30	
1,2-Dichloroethane	ug/L	ND	20	20	19.6	20.0	98	100	60-140	2	30	
1,2-Dichloropropane	ug/L	ND	20	20	21.8	21.8	109	109	60-140	0	30	
1,3,5-Trimethylbenzene	ug/L	1.3	20	20	22.3	23.4	105	111	60-140	4	30	
1,3-Dichlorobenzene	ug/L	ND	20	20	20.3	21.0	102	105	60-140	3	30	
1,3-Dichloropropane	ug/L	ND	20	20	22.2	20.3	111	102	60-140	9	30	
1,4-Dichlorobenzene	ug/L	ND	20	20	20.1	20.7	100	104	60-140	3	30	
2,2-Dichloropropane	ug/L	ND	20	20	16.7	17.3	83	86	60-140	4	30	
2-Chlorotoluene	ug/L	ND	20	20	19.8	20.4	99	102	60-140	3	30	
4-Chlorotoluene	ug/L	ND	20	20	20.0	20.7	100	103	60-140	4	30	
Benzene	ug/L	56.9	20	20	86.8	86.2	149	147	60-140	1	30	M1
Bromobenzene	ug/L	ND	20	20	20.2	20.6	101	103	60-140	2	30	
Bromochloromethane	ug/L	ND	20	20	15.1	17.4	76	87	60-140	14	30	
Bromodichloromethane	ug/L	ND	20	20	17.1	17.4	86	87	60-140	2	30	
Bromoform	ug/L	ND	20	20	16.9	17.5	84	87	60-140	3	30	
Bromomethane	ug/L	ND	20	20	20.2	20.3	101	102	60-140	1	30	
Carbon tetrachloride	ug/L	ND	20	20	19.0	21.9	95	109	60-140	14	30	
Chlorobenzene	ug/L	ND	20	20	20.6	20.6	103	103	60-140	0	30	
Chloroethane	ug/L	ND	20	20	24.9	23.8	124	119	60-140	4	30	
Chloroform	ug/L	ND	20	20	13.2	15.3	66	77	60-140	15	30	
Chloromethane	ug/L	ND	20	20	19.7	19.8	99	99	60-140	0	30	
cis-1,2-Dichloroethene	ug/L	ND	20	20	17.2	17.4	86	87	60-140	1	30	
cis-1,3-Dichloropropene	ug/L	ND	20	20	20.1	18.9	100	95	60-140	6	30	
Dibromochloromethane	ug/L	ND	20	20	20.4	19.0	102	95	60-140	7	30	
Dibromomethane	ug/L	ND	20	20	19.4	20.1	97	101	60-140	4	30	
Dichlorodifluoromethane	ug/L	ND	20	20	22.1	22.4	111	112	60-140	1	30	
Diisopropyl ether	ug/L	9.7	20	20	27.9	28.0	91	92	60-140	0	30	
Ethylbenzene	ug/L	9.1	20	20	30.1	30.4	105	107	60-140	1	30	
Hexachloro-1,3-butadiene	ug/L	ND	20	20	23.6	24.7	118	124	60-140	5	30	
Isopropylbenzene (Cumene)	ug/L	ND	20	20	21.2	21.9	106	110	60-140	3	30	
m&p-Xylene	ug/L	33.2	40	40	81.0	81.8	119	121	60-140	1	30	

Results presented on this page are in the units indicated by the "Units" column except where an alternate unit is presented to the right of the result.

REPORT OF LABORATORY ANALYSIS

This report shall not be reproduced, except in full,
without the written consent of Pace Analytical Services, LLC.

Pace Analytical Services, LLC
9800 Kincey Ave. Suite 100
Huntersville, NC 28078
(704)875-9092

QUALITY CONTROL DATA

Project: CPC HUNTERSVILLE (GW)
Pace Project No.: 92607183

MATRIX SPIKE & MATRIX SPIKE DUPLICATE: 3674043 3674044

Parameter	Units	92607183003 Result	MS Spike Conc.	MSD Spike Conc.	MS Result	MSD Result	MS % Rec	MSD % Rec	% Rec Limits	RPD	Max RPD	Qual
Methyl-tert-butyl ether	ug/L	2.1	20	20	17.6	17.4	78	77	60-140	1	30	
Methylene Chloride	ug/L	ND	20	20	13.5	13.6	67	68	60-140	1	30	
n-Butylbenzene	ug/L	ND	20	20	22.0	23.2	110	116	60-140	6	30	
n-Propylbenzene	ug/L	0.43J	20	20	21.1	21.5	103	105	60-140	2	30	
Naphthalene	ug/L	1.1J	20	20	20.5	22.4	97	107	60-140	9	30	
o-Xylene	ug/L	15.1	20	20	37.3	37.9	111	114	60-140	2	30	
sec-Butylbenzene	ug/L	ND	20	20	21.8	22.6	109	113	60-140	4	30	
Styrene	ug/L	ND	20	20	20.0	20.8	100	104	60-140	4	30	
tert-Butylbenzene	ug/L	ND	20	20	17.8	18.8	89	94	60-140	6	30	
Tetrachloroethene	ug/L	ND	20	20	25.7	23.4	128	117	60-140	9	30	
Toluene	ug/L	32.1	20	20	52.6	43.2	102	56	60-140	19	30	M1
trans-1,2-Dichloroethene	ug/L	ND	20	20	18.1	18.4	91	92	60-140	2	30	
trans-1,3-Dichloropropene	ug/L	ND	20	20	18.3	16.4	92	82	60-140	11	30	
Trichloroethene	ug/L	ND	20	20	22.9	23.4	115	117	60-140	2	30	
Trichlorofluoromethane	ug/L	ND	20	20	21.6	22.0	108	110	60-140	2	30	
Vinyl chloride	ug/L	ND	20	20	20.8	21.1	104	105	60-140	1	30	
1,2-Dichloroethane-d4 (S)	%						96	101	70-130			
4-Bromofluorobenzene (S)	%						97	98	70-130			
Toluene-d8 (S)	%						103	83	70-130			

Results presented on this page are in the units indicated by the "Units" column except where an alternate unit is presented to the right of the result.

REPORT OF LABORATORY ANALYSIS

This report shall not be reproduced, except in full,
without the written consent of Pace Analytical Services, LLC.

Pace Analytical Services, LLC
9800 Kincey Ave. Suite 100
Huntersville, NC 28078
(704)875-9092

QUALIFIERS

Project: CPC HUNTERSVILLE (GW)
Pace Project No.: 92607183

DEFINITIONS

DF - Dilution Factor, if reported, represents the factor applied to the reported data due to dilution of the sample aliquot.

ND - Not Detected at or above adjusted reporting limit.

TNTC - Too Numerous To Count

J - Estimated concentration above the adjusted method detection limit and below the adjusted reporting limit.

MDL - Adjusted Method Detection Limit.

PQL - Practical Quantitation Limit.

RL - Reporting Limit - The lowest concentration value that meets project requirements for quantitative data with known precision and bias for a specific analyte in a specific matrix.

S - Surrogate

1,2-Diphenylhydrazine decomposes to and cannot be separated from Azobenzene using Method 8270. The result for each analyte is a combined concentration.

Consistent with EPA guidelines, unrounded data are displayed and have been used to calculate % recovery and RPD values.

LCS(D) - Laboratory Control Sample (Duplicate)

MS(D) - Matrix Spike (Duplicate)

DUP - Sample Duplicate

RPD - Relative Percent Difference

NC - Not Calculable.

SG - Silica Gel - Clean-Up

U - Indicates the compound was analyzed for, but not detected.

Acid preservation may not be appropriate for 2 Chloroethylvinyl ether.

A separate vial preserved to a pH of 4-5 is recommended in SW846 Chapter 4 for the analysis of Acrolein and Acrylonitrile by EPA Method 8260.

N-Nitrosodiphenylamine decomposes and cannot be separated from Diphenylamine using Method 8270. The result reported for each analyte is a combined concentration.

Reported results are not rounded until the final step prior to reporting. Therefore, calculated parameters that are typically reported as "Total" may vary slightly from the sum of the reported component parameters.

Pace Analytical is TNI accredited. Contact your Pace PM for the current list of accredited analytes.

TNI - The NELAC Institute.

ANALYTE QUALIFIERS

E	Analyte concentration exceeded the calibration range. The reported result is estimated.
M1	Matrix spike recovery exceeded QC limits. Batch accepted based on laboratory control sample (LCS) recovery.
N2	The lab does not hold NELAC/TNI accreditation for this parameter but other accreditations/certifications may apply. A complete list of accreditations/certifications is available upon request.

This report shall not be reproduced, except in full,
without the written consent of Pace Analytical Services, LLC.

Pace Analytical Services, LLC
9800 Kincey Ave. Suite 100
Huntersville, NC 28078
(704)875-9092

QUALITY CONTROL DATA CROSS REFERENCE TABLE

Project: CPC HUNTERSVILLE (GW)
Pace Project No.: 92607183

Lab ID	Sample ID	QC Batch Method	QC Batch	Analytical Method	Analytical Batch
92607183001	**MW-51**	MADEP VPH	701723		
92607183002	**MW-86**	MADEP VPH	701723		
92607183003	**MW-60**	MADEP VPH	701723		
92607183003	**MW-60**	MADEP VPH	703773		
92607183004	**MW-73**	MADEP VPH	701723		
92607183005	**MW-45**	MADEP VPH	701723		
92607183006	**MW-08**	MADEP VPH	701723		
92607183007	**MW-49**	MADEP VPH	701744		
92607183008	**MW-14**	MADEP VPH	701744		
92607183009	**MW-50**	MADEP VPH	701744		
92607183010	**MW-76**	MADEP VPH	701744		
92607183011	**MW-14D**	MADEP VPH	701744		
92607183012	**MW-13**	MADEP VPH	701744		
92607183013	**MW-46**	MADEP VPH	701744		
92607183014	**FB-2-20220531**	MADEP VPH	701744		
92607183015	**DUP-1-20220531**	MADEP VPH	701744		
92607183016	**DUP-2-20220531**	MADEP VPH	701744		
92607183017	**EB-2-20220531**	MADEP VPH	701744		
92607183001	**MW-51**	EPA 3005A	701857	EPA 6020B	701930
92607183002	**MW-86**	EPA 3005A	701874	EPA 6020B	701948
92607183003	**MW-60**	EPA 3005A	701857	EPA 6020B	701930
92607183004	**MW-73**	EPA 3005A	701857	EPA 6020B	701930
92607183005	**MW-45**	EPA 3005A	701857	EPA 6020B	701930
92607183006	**MW-08**	EPA 3005A	701857	EPA 6020B	701930
92607183007	**MW-49**	EPA 3005A	701857	EPA 6020B	701930
92607183008	**MW-14**	EPA 3005A	701857	EPA 6020B	701930
92607183009	**MW-50**	EPA 3005A	701857	EPA 6020B	701930
92607183010	**MW-76**	EPA 3005A	701857	EPA 6020B	701930
92607183011	**MW-14D**	EPA 3005A	701857	EPA 6020B	701930
92607183012	**MW-13**	EPA 3005A	701874	EPA 6020B	701948
92607183013	**MW-46**	EPA 3005A	701874	EPA 6020B	701948
92607183015	**DUP-1-20220531**	EPA 3005A	701874	EPA 6020B	701948
92607183016	**DUP-2-20220531**	EPA 3005A	701874	EPA 6020B	701948
92607183017	**EB-2-20220531**	EPA 3005A	701874	EPA 6020B	701948
92607183001	**MW-51**	SM 6200B	701645		
92607183002	**MW-86**	SM 6200B	701645		
92607183003	**MW-60**	SM 6200B	703719		
92607183004	**MW-73**	SM 6200B	701645		
92607183005	**MW-45**	SM 6200B	701645		
92607183006	**MW-08**	SM 6200B	701645		
92607183007	**MW-49**	SM 6200B	701645		
92607183008	**MW-14**	SM 6200B	701746		
92607183009	**MW-50**	SM 6200B	702133		

REPORT OF LABORATORY ANALYSIS

This report shall not be reproduced, except in full,
without the written consent of Pace Analytical Services, LLC.

Pace Analytical Services, LLC
9800 Kincey Ave. Suite 100
Huntersville, NC 28078
(704)875-9092

QUALITY CONTROL DATA CROSS REFERENCE TABLE

Project: CPC HUNTERSVILLE (GW)
Pace Project No.: 92607183

Lab ID	Sample ID	QC Batch Method	QC Batch	Analytical Method	Analytical Batch
92607183010	**MW-76**	SM 6200B	701746		
92607183011	**MW-14D**	SM 6200B	701746		
92607183012	**MW-13**	SM 6200B	701746		
92607183013	**MW-46**	SM 6200B	701746		
92607183014	**FB-2-20220531**	SM 6200B	701746		
92607183015	**DUP-1-20220531**	SM 6200B	702133		
92607183016	**DUP-2-20220531**	SM 6200B	702133		
92607183017	**EB-2-20220531**	SM 6200B	701746		
92607183018	**TRIP BLANK - 1**	SM 6200B	701746		
92607183019	**TRIP BLANK - 2**	SM 6200B	701746		

This report shall not be reproduced, except in full,
without the written consent of Pace Analytical Services, LLC.

Pace ANALYTICAL SERVICES

Effective Date: 05/12/202205/12/2022

Laboratory receiving samples:

Asheville ☐ Eden ☐ Greenwood ☐ Huntersville ☒ Raleigh ☐ Mechanicsville ☐ Atlanta ☐ Kernersville ☐

Sample Condition Upon Receipt

Client Name: AECOM

Project

WO#: 92607183

92607183

Courier: ☐ Commercial ☐ Fed Ex ☐ Pace ☐ UPS ☐ USPS ☐ Other:____ ☒ Client

Custody Seal Present? ☐ Yes ☒ No Seals Intact? ☐ Yes ☒ No

Date/Initials Person Examining Contents: DPG 1/12

Packing Material: ☐ Bubble Wrap ☒ Bubble Bags ☐ None ☐ Other

Biological Tissue Frozen? ☐ Yes ☐ No ☒ N/A

Thermometer: ☐ IR Gun ID: 427064

Type of Ice: ☒ Wet ☐ Blue ☐ None

Cooler Temp: 2.7 Correction Factor: Add/Subtract (°C) 0

Temp should be above freezing to 6°C

☐ Samples out of temp criteria. Samples on ice, cooling process has begun

Cooler Temp Corrected (°C): 2.7

USDA Regulated Soil (☒ N/A, water sample)

Did samples originate in a quarantine zone within the United States: CA, NY, or SC (check maps)? ☐ Yes ☐ No

Did samples originate from a foreign source (internationally, including Hawaii and Puerto Rico)? ☐ Yes ☐ No

				Comments/Discrepancy:
Chain of Custody Present?	☒ Yes	☐ No	☐ N/A	1.
Samples Arrived within Hold Time?	☒ Yes	☐ No	☐ N/A	2.
Short Hold Time Analysis (<72 hr.)?	☐ Yes	☒ No	☐ N/A	3.
Rush Turn Around Time Requested?	☐ Yes	☒ No	☐ N/A	4.
Sufficient Volume?	☒ Yes	☐ No	☐ N/A	5.
Correct Containers Used?	☒ Yes	☐ No	☐ N/A	6.
-Pace Containers Used?	☒ Yes	☐ No	☐ N/A	
Containers Intact?	☒ Yes	☐ No	☐ N/A	7.
Dissolved analysis: Samples Field Filtered?	☐ Yes	☒ No	☐ N/A	8.
Sample Labels Match COC?	☐ Yes	☐ No	☐ N/A	9.
-Includes Date/Time/ID/Analysis Matrix: W				
Headspace in VOA Vials (>5-6mm)?	☐ Yes	☒ No	☐ N/A	10.
Trip Blank Present?	☒ Yes	☐ No	☐ N/A	11.
Trip Blank Custody Seals Present?	☒ Yes	☐ No	☐ N/A	

COMMENTS/SAMPLE DISCREPANCY

Field Data Required? ☐ Yes ☐ No

Lot ID of split containers:

CLIENT NOTIFICATION/RESOLUTION

Person contacted: Date/Time:

Project Manager SCURF Review: Date:

Project Manager SRF Review: Date:

*Check mark top half of box if pH and/or dechlorination is verified and within the acceptance range for preservation samples.

Exceptions: VOA, Coliform, TOC, Oil and Grease, DRO/8015 (water) DOC, LLHg

**Bottom half of box is to list number of bottles

***Check all unpreserved Nitrates for chlorine

Project # WO#: 92607183

PM: BV Due Date: 06/03/22

CLIENT: 92-AECOM CHA

Item#	BP4U-125 mL Plastic Unpreserved (N/A) (Cl-)	BP3U-250 mL Plastic Unpreserved (N/A)	BP2U-500 mL Plastic Unpreserved (N/A)	BP1U-1 liter Plastic Unpreserved (N/A)	BP4S-125 mL Plastic H2SO4 (pH < 2) (Cl-)	BP3N-250 mL plastic HNO3 (pH < 2)	BP4Z-125 mL Plastic ZN Acetate & NaOH (>9)	BP4B-125 mL Plastic NaOH (pH > 12) (Cl-)	WGFU-Wide-mouthed Glass jar Unpreserved	AG1U-1 liter Amber Unpreserved (N/A) (Cl-)	AG1H-1 liter Amber HCl (pH < 2)	AG3U-250 mL Amber Unpreserved (N/A) (Cl-)	AG1S-1 liter Amber H2SO4 (pH < 2)	AG3S-250 mL Amber H2SO4 (pH < 2)	DG94-250 mL Amber NH4Cl (N/A)(Cl-)	DG9H-40 mL VOA HCl (N/A)	VG9T-40 mL VOA Na2S2O3 (N/A)	VG9U-40 mL VOA Unpreserved (N/A)	DG9V-40 mL VOA H3PO4 (N/A)	DG9S-40 mL VOA H2SO4 (N/A)	V/GK (3 vials per kit)-VPH/Gas kit (N/A)	SP5T-125 mL Sterile Plastic (N/A – lab)	SP2T-250 mL Sterile Plastic (N/A – lab)		BP3R-250 mL Plastic (NH2)2SO4 (9.3-9.7)	AG0U-100 mL Amber Unpreserved (N/A) (Cl-)	VSGU-20 mL Scintillation vials (N/A)	DG9U-40 mL Amber Unpreserved vials (N/A)
1																7												
2																												
3																												
4																												
5																												
6																												
7																												
8																												
9																												
10																												
11																												
12																												

pH Adjustment Log for Preserved Samples

Sample ID	Type of Preservative	pH upon receipt	Date preservation adjusted	Time preservation adjusted	Amount of Preservative added	Lot #

Note: Whenever there is a discrepancy affecting North Carolina compliance samples, a copy of this form will be sent to the North Carolina DENR Certification Office (i.e. Out of hold, incorrect preservative, out of temp, incorrect containers.

*Check mark top half of box if pH and/or dechlorination is verified and within the acceptance range for preservation samples.

Exceptions: VOA, Coliform, TOC, Oil and Grease, DRO/8015 (water) DOC, LLHg

**Bottom half of box is to list number of bottles

***Check all unpreserved Nitrates for chlorine

Project #

Item#	BP4U-125 mL Plastic Unpreserved (N/A) (Cl-)	BP3U-250 mL Plastic Unpreserved (N/A)	BP2U-500 mL Plastic Unpreserved (N/A)	BP1U-1 liter Plastic Unpreserved (N/A)	BP4S-125 mL Plastic H2SO4 (pH < 2) (Cl-)	BP3N-250 mL plastic HNO3 (pH < 2)	BP4Z-125 mL Plastic ZN Acetate & NaOH (>9)	BP4B-125 mL Plastic NaOH (pH > 12) (Cl-)	WGFU-Wide-mouthed Glass jar Unpreserved	AG1U-1 liter Amber Unpreserved (N/A) (Cl-)	AG1H-1 liter Amber HCl (pH < 2)	AG3U-250 mL Amber Unpreserved (N/A) (Cl-)	AG1S-1 liter Amber H2SO4 (pH < 2)	AG3S-250 mL Amber H2SO4 (pH < 2)	DG94-250 mL Amber NH4Cl (N/A)(Cl-)	DG9H-40 mL VOA HCl (N/A)	VG9T-40 mL VOA Na2S2O3 (N/A)	VG9U-40 mL VOA Unpreserved (N/A)	DG9V-40 mL VOA H3PO4 (N/A)	DG9S-40 mL VOA H2SO4 (N/A)	V/GK (3 vials per kit)-VPH/Gas kit (N/A)	SP5T-125 mL Sterile Plastic (N/A – lab)	SP2T-250 mL Sterile Plastic (N/A – lab)		BP3R-250 mL Plastic (NH2)2SO4 (9.3-9.7)	AG0U-100 mL Amber Unpreserved (N/A) (Cl-)	VSGU-20 mL Scintillation vials (N/A)	DG9U-40 mL Amber Unpreserved vials (N/A)
1						1										7												
2																1												
3						1																						
4						1																						
5						1										1												
6																2												
7																2												
8																												
9																												
10																												
11																												
12																												

pH Adjustment Log for Preserved Samples

Sample ID	Type of Preservative	pH upon receipt	Date preservation adjusted	Time preservation adjusted	Amount of Preservative added	Lot #

Note: Whenever there is a discrepancy affecting North Carolina compliance samples, a copy of this form will be sent to the North Carolina DENR Certification Office (i.e. Out of hold, incorrect preservative, out of temp, incorrect containers.

Pace

CHAIN-OF-CUSTODY / Analytical Request Document

The Chain-of-Custody is a LEGAL DOCUMENT. All relevant fields must be completed accurately.

Submitting a sample via this chain of custody constitutes acknowledgment and acceptance of the Pace Terms and Conditions found at https://info.pacelabs.com/hubfs/pas-standard-terms.pdf.

Page : 1 Of 1

Section A Required Client Information:		Section B Required Project Information:		Section C Invoice Information:	
Company:	AECOM	Report To:	Andrew Wreschnig	Attention:	
Address:	6000 Fairview Road	Copy To:		Company Name:	
Suite 200, Charlotte, NC 28210				Address:	
Email:	andrew.wreschnig@aecom.com	Purchase Order #:		Pace Quote:	AECOM # 60674226
Phone:	(704)522-0330 Fax	Project Name:	CPC Huntersville (GW)	Pace Project Manager:	bonnie.vang@pacelabs.com,
Requested Due Date:		Project #:		Pace Profile #:	12518-3

Regulatory Agency: | State / Location: NC

ITEM #	SAMPLE ID (One Character per box. (A-Z, 0-9 / , -) Sample Ids must be unique)	MATRIX CODE (see valid codes to left)	SAMPLE TYPE (G=GRAB C=COMP)	COLLECTED START DATE	COLLECTED START TIME	COLLECTED END DATE	COLLECTED END TIME	SAMPLE TEMP AT COLLECTION	# OF CONTAINERS	Preservatives: Unpreserved	H2SO4	HNO3	HCl	NaOH	Na2S2O3	Methanol	Other	Analyses Test Y/N	6200B	VPH	Total Lead	Trip BLANK	DI Water	Residual Chlorine (Y/N)	92607183
1	MW-51	WT	G	5/31/22	0955				8			X	X						X	X	X				11 001
2	MW-86				0955																				T1 002
3	MW-60				1015																				T2 003
4	MW-73				1100																				T1 004
5	MW-45				1115																				T1 005
6	MW-08				1230																				T2 006
7	MW-49				1240																				T1 007
8	MW-14				1300																				T2 008
9	MW-50				1310																				T2 009
10	MW-76				1415																				T2 010
11	MW-14D				1345																				T2 011
12	MW-13				1420																				T1 012

MATRIX CODE: Drinking Water DW; Water WT; Waste Water WW; Product P; Soil/Solid SL; Oil OL; Wipe WP; Air AR; Other OT; Tissue TS

ADDITIONAL COMMENTS	RELINQUISHED BY / AFFILIATION	DATE	TIME	ACCEPTED BY / AFFILIATION	DATE	TIME	SAMPLE CONDITIONS
~~Red~~ Pink	SAM MOORE/AECOM	5/31/22	1605	CS Pace	5/31/22	1605	2.7 Y N Y
				~~DF PACE HVBP~~	6/1/22		

SAMPLER NAME AND SIGNATURE

PRINT Name of SAMPLER: Erik Rizzel

SIGNATURE of SAMPLER: [signature]

DATE Signed: 5/31/22

TEMP in C | Received on Ice (Y/N) | Custody Sealed Cooler (Y/N) | Samples Intact (Y/N)

Pace

CHAIN-OF-CUSTODY / Analytical Request Document

The Chain-of-Custody is a LEGAL DOCUMENT. All relevant fields must be completed accurately.

Submitting a sample via this chain of custody constitutes acknowledgment and acceptance of the Pace Terms and Conditions found at https://info.pacelabs.com/hubfs/pas-standard-terms.pdf.

Page : 1 Of 1

Section A Required Client Information:		Section B Required Project Information:		Section C Invoice Information:	
Company:	AECOM	Report To:	Andrew Wreschnig	Attention:	
Address:	6000 Fairview Road	Copy To:		Company Name:	
	Suite 200, Charlotte, NC 28210			Address:	
Email:	andrew.wreschnig@aecom.com	Purchase Order #:		Pace Quote:	AECOM # 60674226
Phone:	(704)522-0330 Fax	Project Name:	CPC Huntersville (GW)	Pace Project Manager:	bonnie.vang@pacelabs.com,
Requested Due Date:		Project #:		Pace Profile #:	12518-3

Regulatory Agency: | State / Location: NC

Requested Analysis Filtered (Y/N)

ITEM #	SAMPLE ID (One Character per box. (A-Z, 0-9 / , -) Sample Ids must be unique)	MATRIX CODE (see valid codes to left)	SAMPLE TYPE (G=GRAB C=COMP)	COLLECTED START DATE	COLLECTED START TIME	COLLECTED END DATE	COLLECTED END TIME	SAMPLE TEMP AT COLLECTION	# OF CONTAINERS	Preservatives: Unpreserved	H2SO4	HNO3	HCl	NaOH	Na2S2O3	Methanol	Other	Analyses Test Y/N	6200B	VPH	Total Lead	Trip BLANK	DI Water	Residual Chlorine (Y/N)	92687183
1	MW-46	WT	G	5/31/22	1500				8			X	X						X	X	X				T2 013
2	FB-2-20220531				0830				7				X						X	X					T1 014
3	Dup-1-20220531				—				8			X	X						X	X	X				T1 015
4	Dup-2-20220531				—				8			X	X						X	X	X				T2 016
5	EB-2-20220531				1520				8			X	X						X	X	X				T2 017
6	Trip Blank - 1				—				2													X			T1 018
7	Trip Blank - 2				—				2													X			T2 019
8																									
9																									
10																									
11																									
12																									

ADDITIONAL COMMENTS	RELINQUISHED BY / AFFILIATION	DATE	TIME	ACCEPTED BY / AFFILIATION	DATE	TIME	SAMPLE CONDITIONS			
~~Red~~ Pink	Sam Moore / AECOM	5/31/22	1605	CS pace	5/31/22	1605	2.7	Y	N	Y

SAMPLER NAME AND SIGNATURE

PRINT Name of SAMPLER: Erik Riegel

SIGNATURE of SAMPLER: [signature] DATE Signed: 5/31/22

TEMP in C	Received on Ice (Y/N)	Custody Sealed Cooler (Y/N)	Samples Intact (Y/N)

Pace Analytical Services, LLC
9800 Kincey Ave. Suite 100
Huntersville, NC 28078
(704)875-9092

June 06, 2022

Andrew Wreschnig
AECOM
6000 Fairview Road
Suite 200
Charlotte, NC 28210

RE: Project: CPC Huntersville 60639876
Pace Project No.: 92607408

Dear Andrew Wreschnig:

Enclosed are the analytical results for sample(s) received by the laboratory on June 01, 2022. The results relate only to the samples included in this report. Results reported herein conform to the applicable TNI/NELAC Standards and the laboratory's Quality Manual, where applicable, unless otherwise noted in the body of the report.

The test results provided in this final report were generated by each of the following laboratories within the Pace Network:

- Pace Analytical Services - Charlotte
- Pace Analytical Services - Peachtree Corners, GA

If you have any questions concerning this report, please feel free to contact me.

Sincerely,

Bonnie Vang
bonnie.vang@pacelabs.com
(704)875-9092
Project Manager

Enclosures

cc: Teresa Amentt Jennings, AECOM
Jeff Morrison, Colonial Pipeline Company

This report shall not be reproduced, except in full,
without the written consent of Pace Analytical Services, LLC.

Pace Analytical Services, LLC
9800 Kincey Ave. Suite 100
Huntersville, NC 28078
(704)875-9092

CERTIFICATIONS

Project: CPC Huntersville 60639876
Pace Project No.: 92607408

Pace Analytical Services Charlotte

South Carolina Laboratory ID: 99006
9800 Kincey Ave. Ste 100, Huntersville, NC 28078
North Carolina Drinking Water Certification #: 37706
North Carolina Field Services Certification #: 5342
North Carolina Wastewater Certification #: 12
South Carolina Laboratory ID: 99006
South Carolina Certification #: 99006001
South Carolina Drinking Water Cert. #: 99006003
Florida/NELAP Certification #: E87627
Kentucky UST Certification #: 84
Louisiana DoH Drinking Water #: LA029
Virginia/VELAP Certification #: 460221

Pace Analytical Services Peachtree Corners

110 Technology Pkwy, Peachtree Corners, GA 30092
Florida DOH Certification #: E87315
Georgia DW Inorganics Certification #: 812
North Carolina Certification #: 381
South Carolina Certification #: 98011001

This report shall not be reproduced, except in full,
without the written consent of Pace Analytical Services, LLC.

Pace Analytical Services, LLC
9800 Kincey Ave. Suite 100
Huntersville, NC 28078
(704)875-9092

SAMPLE SUMMARY

Project: CPC Huntersville 60639876
Pace Project No.: 92607408

Lab ID	Sample ID	Matrix	Date Collected	Date Received
92607408001	**MW-65D**	Water	06/01/22 08:55	06/01/22 16:30

This report shall not be reproduced, except in full,
without the written consent of Pace Analytical Services, LLC.

Pace Analytical Services, LLC
9800 Kincey Ave. Suite 100
Huntersville, NC 28078
(704)875-9092

SAMPLE ANALYTE COUNT

Project: CPC Huntersville 60639876
Pace Project No.: 92607408

Lab ID	Sample ID	Method	Analysts	Analytes Reported	Laboratory
92607408001	**MW-65D**	MADEP VPH	MAD	6	PASI-C
		EPA 6020B	CW1	1	PASI-GA
		SM 6200B	CL	63	PASI-C

PASI-C = Pace Analytical Services - Charlotte
PASI-GA = Pace Analytical Services - Peachtree Corners, GA

REPORT OF LABORATORY ANALYSIS

This report shall not be reproduced, except in full,
without the written consent of Pace Analytical Services, LLC.

Pace Analytical Services, LLC
9800 Kincey Ave. Suite 100
Huntersville, NC 28078
(704)875-9092

ANALYTICAL RESULTS

Project: CPC Huntersville 60639876
Pace Project No.: 92607408

Sample: MW-65D **Lab ID: 92607408001** Collected: 06/01/22 08:55 Received: 06/01/22 16:30 Matrix: Water

Parameters	Results	Units	Report Limit	MDL	DF	Prepared	Analyzed	CAS No.	Qual
VPH NC Water	Analytical Method: MADEP VPH Pace Analytical Services - Charlotte								
Total VPH (C5-C12)	ND	ug/L	50.0	50.0	1		06/02/22 07:19		N2
Aliphatic (C05-C08)	ND	ug/L	50.0	50.0	1		06/02/22 07:19		N2
Aliphatic(C09-C12) Adjusted	ND	ug/L	50.0	50.0	1		06/02/22 07:19		N2
Aromatic (C09-C10)	ND	ug/L	50.0	50.0	1		06/02/22 07:19		N2
Surrogates									
4-Bromofluorobenzene (FID) (S)	99	%	70-130		1		06/02/22 07:19	460-00-4	
4-Bromofluorobenzene (PID) (S)	85	%	70-130		1		06/02/22 07:19	460-00-4	
6020 MET ICPMS	Analytical Method: EPA 6020B Preparation Method: EPA 3005A Pace Analytical Services - Peachtree Corners, GA								
Lead	ND	ug/L	5.0	0.89	1	06/02/22 11:23	06/03/22 16:48	7439-92-1	
6200B MSV	Analytical Method: SM 6200B Pace Analytical Services - Charlotte								
Benzene	ND	ug/L	0.50	0.34	1		06/02/22 07:08	71-43-2	
Bromobenzene	ND	ug/L	0.50	0.29	1		06/02/22 07:08	108-86-1	
Bromochloromethane	ND	ug/L	0.50	0.47	1		06/02/22 07:08	74-97-5	
Bromodichloromethane	ND	ug/L	0.50	0.31	1		06/02/22 07:08	75-27-4	
Bromoform	ND	ug/L	0.50	0.34	1		06/02/22 07:08	75-25-2	
Bromomethane	ND	ug/L	5.0	1.7	1		06/02/22 07:08	74-83-9	
n-Butylbenzene	ND	ug/L	0.50	0.49	1		06/02/22 07:08	104-51-8	
sec-Butylbenzene	ND	ug/L	0.50	0.40	1		06/02/22 07:08	135-98-8	
tert-Butylbenzene	ND	ug/L	0.50	0.32	1		06/02/22 07:08	98-06-6	
Carbon tetrachloride	ND	ug/L	0.50	0.33	1		06/02/22 07:08	56-23-5	
Chlorobenzene	ND	ug/L	0.50	0.28	1		06/02/22 07:08	108-90-7	
Chloroethane	ND	ug/L	1.0	0.65	1		06/02/22 07:08	75-00-3	
Chloroform	ND	ug/L	0.50	0.43	1		06/02/22 07:08	67-66-3	
Chloromethane	ND	ug/L	1.0	0.54	1		06/02/22 07:08	74-87-3	
2-Chlorotoluene	ND	ug/L	0.50	0.32	1		06/02/22 07:08	95-49-8	
4-Chlorotoluene	ND	ug/L	0.50	0.32	1		06/02/22 07:08	106-43-4	
1,2-Dibromo-3-chloropropane	ND	ug/L	1.0	0.34	1		06/02/22 07:08	96-12-8	
Dibromochloromethane	ND	ug/L	0.50	0.36	1		06/02/22 07:08	124-48-1	
1,2-Dibromoethane (EDB)	ND	ug/L	0.50	0.27	1		06/02/22 07:08	106-93-4	
Dibromomethane	ND	ug/L	0.50	0.39	1		06/02/22 07:08	74-95-3	
1,2-Dichlorobenzene	ND	ug/L	0.50	0.34	1		06/02/22 07:08	95-50-1	
1,3-Dichlorobenzene	ND	ug/L	0.50	0.34	1		06/02/22 07:08	541-73-1	
1,4-Dichlorobenzene	ND	ug/L	0.50	0.33	1		06/02/22 07:08	106-46-7	
Dichlorodifluoromethane	ND	ug/L	0.50	0.35	1		06/02/22 07:08	75-71-8	
1,1-Dichloroethane	ND	ug/L	0.50	0.37	1		06/02/22 07:08	75-34-3	
1,2-Dichloroethane	ND	ug/L	0.50	0.32	1		06/02/22 07:08	107-06-2	
1,1-Dichloroethene	ND	ug/L	0.50	0.35	1		06/02/22 07:08	75-35-4	
cis-1,2-Dichloroethene	ND	ug/L	0.50	0.38	1		06/02/22 07:08	156-59-2	
trans-1,2-Dichloroethene	ND	ug/L	0.50	0.40	1		06/02/22 07:08	156-60-5	
1,2-Dichloropropane	ND	ug/L	0.50	0.36	1		06/02/22 07:08	78-87-5	
1,3-Dichloropropane	ND	ug/L	0.50	0.28	1		06/02/22 07:08	142-28-9	

REPORT OF LABORATORY ANALYSIS

This report shall not be reproduced, except in full,
without the written consent of Pace Analytical Services, LLC.

Pace Analytical Services, LLC
9800 Kincey Ave. Suite 100
Huntersville, NC 28078
(704)875-9092

ANALYTICAL RESULTS

Project: CPC Huntersville 60639876
Pace Project No.: 92607408

Sample: MW-65D **Lab ID: 92607408001** Collected: 06/01/22 08:55 Received: 06/01/22 16:30 Matrix: Water

Parameters	Results	Units	Report Limit	MDL	DF	Prepared	Analyzed	CAS No.	Qual
6200B MSV	Analytical Method: SM 6200B Pace Analytical Services - Charlotte								
2,2-Dichloropropane	ND	ug/L	0.50	0.39	1		06/02/22 07:08	594-20-7	
1,1-Dichloropropene	ND	ug/L	0.50	0.43	1		06/02/22 07:08	563-58-6	
cis-1,3-Dichloropropene	ND	ug/L	0.50	0.36	1		06/02/22 07:08	10061-01-5	
trans-1,3-Dichloropropene	ND	ug/L	0.50	0.36	1		06/02/22 07:08	10061-02-6	
Diisopropyl ether	ND	ug/L	0.50	0.31	1		06/02/22 07:08	108-20-3	
Ethylbenzene	ND	ug/L	0.50	0.30	1		06/02/22 07:08	100-41-4	
Hexachloro-1,3-butadiene	ND	ug/L	2.0	1.5	1		06/02/22 07:08	87-68-3	
Isopropylbenzene (Cumene)	ND	ug/L	0.50	0.33	1		06/02/22 07:08	98-82-8	
Methylene Chloride	ND	ug/L	2.0	2.0	1		06/02/22 07:08	75-09-2	
Methyl-tert-butyl ether	ND	ug/L	0.50	0.42	1		06/02/22 07:08	1634-04-4	
Naphthalene	ND	ug/L	2.0	0.64	1		06/02/22 07:08	91-20-3	
n-Propylbenzene	ND	ug/L	0.50	0.34	1		06/02/22 07:08	103-65-1	
Styrene	ND	ug/L	0.50	0.29	1		06/02/22 07:08	100-42-5	
1,1,1,2-Tetrachloroethane	ND	ug/L	0.50	0.31	1		06/02/22 07:08	630-20-6	
1,1,2,2-Tetrachloroethane	ND	ug/L	0.50	0.22	1		06/02/22 07:08	79-34-5	
Tetrachloroethene	ND	ug/L	0.50	0.29	1		06/02/22 07:08	127-18-4	
Toluene	ND	ug/L	0.50	0.48	1		06/02/22 07:08	108-88-3	
1,2,3-Trichlorobenzene	ND	ug/L	2.0	0.81	1		06/02/22 07:08	87-61-6	
1,2,4-Trichlorobenzene	ND	ug/L	2.0	0.64	1		06/02/22 07:08	120-82-1	
1,1,1-Trichloroethane	ND	ug/L	0.50	0.33	1		06/02/22 07:08	71-55-6	
1,1,2-Trichloroethane	ND	ug/L	0.50	0.32	1		06/02/22 07:08	79-00-5	
Trichloroethene	ND	ug/L	0.50	0.38	1		06/02/22 07:08	79-01-6	
Trichlorofluoromethane	ND	ug/L	1.0	0.30	1		06/02/22 07:08	75-69-4	
1,2,3-Trichloropropane	ND	ug/L	0.50	0.26	1		06/02/22 07:08	96-18-4	
1,2,4-Trimethylbenzene	ND	ug/L	0.50	0.50	1		06/02/22 07:08	95-63-6	
1,3,5-Trimethylbenzene	ND	ug/L	0.50	0.33	1		06/02/22 07:08	108-67-8	
Vinyl chloride	ND	ug/L	1.0	0.39	1		06/02/22 07:08	75-01-4	
m&p-Xylene	ND	ug/L	1.0	0.71	1		06/02/22 07:08	179601-23-1	
o-Xylene	ND	ug/L	0.50	0.34	1		06/02/22 07:08	95-47-6	
Surrogates									
1,2-Dichloroethane-d4 (S)	105	%	70-130		1		06/02/22 07:08	17060-07-0	
4-Bromofluorobenzene (S)	94	%	70-130		1		06/02/22 07:08	460-00-4	
Toluene-d8 (S)	98	%	70-130		1		06/02/22 07:08	2037-26-5	

REPORT OF LABORATORY ANALYSIS

This report shall not be reproduced, except in full,
without the written consent of Pace Analytical Services, LLC.

Pace Analytical Services, LLC
9800 Kincey Ave. Suite 100
Huntersville, NC 28078
(704)875-9092

QUALITY CONTROL DATA

Project: CPC Huntersville 60639876
Pace Project No.: 92607408

QC Batch: 701723
QC Batch Method: MADEP VPH
Analysis Method: MADEP VPH
Analysis Description: VPH NC Water
Laboratory: Pace Analytical Services - Charlotte
Associated Lab Samples: 92607408001

METHOD BLANK: 3662764 Matrix: Water
Associated Lab Samples: 92607408001

Parameter	Units	Blank Result	Reporting Limit	MDL	Analyzed	Qualifiers
Aliphatic (C05-C08)	ug/L	ND	50.0	50.0	06/01/22 22:10	N2
Aromatic (C09-C10)	ug/L	ND	50.0	50.0	06/01/22 22:10	N2
4-Bromofluorobenzene (FID) (S)	%	94	70-130		06/01/22 22:10	
4-Bromofluorobenzene (PID) (S)	%	80	70-130		06/01/22 22:10	

LABORATORY CONTROL SAMPLE & LCSD: 3662765 3662766

Parameter	Units	Spike Conc.	LCS Result	LCSD Result	LCS % Rec	LCSD % Rec	% Rec Limits	RPD	Max RPD	Qualifiers
Aliphatic (C05-C08)	ug/L	300	299	302	100	101	70-130	1	25	N2
Aromatic (C09-C10)	ug/L	100	94.7	94.4	95	94	70-130	0	25	N2
4-Bromofluorobenzene (FID) (S)	%				101	100	70-130			
4-Bromofluorobenzene (PID) (S)	%				86	85	70-130			

Results presented on this page are in the units indicated by the "Units" column except where an alternate unit is presented to the right of the result.

REPORT OF LABORATORY ANALYSIS

This report shall not be reproduced, except in full,
without the written consent of Pace Analytical Services, LLC.

Pace Analytical Services, LLC
9800 Kincey Ave. Suite 100
Huntersville, NC 28078
(704)875-9092

QUALITY CONTROL DATA

Project: CPC Huntersville 60639876
Pace Project No.: 92607408

QC Batch: 701874
QC Batch Method: EPA 3005A
Analysis Method: EPA 6020B
Analysis Description: 6020 MET
Laboratory: Pace Analytical Services - Peachtree Corners, GA
Associated Lab Samples: 92607408001

METHOD BLANK: 3663156 Matrix: Water
Associated Lab Samples: 92607408001

Parameter	Units	Blank Result	Reporting Limit	MDL	Analyzed	Qualifiers
Lead	ug/L	ND	5.0	0.89	06/03/22 15:30	

LABORATORY CONTROL SAMPLE: 3663157

Parameter	Units	Spike Conc.	LCS Result	LCS % Rec	% Rec Limits	Qualifiers
Lead	ug/L	100	94.7	95	80-120	

MATRIX SPIKE & MATRIX SPIKE DUPLICATE: 3663158 3663159

Parameter	Units	92607183002 Result	MS Spike Conc.	MSD Spike Conc.	MS Result	MSD Result	MS % Rec	MSD % Rec	% Rec Limits	RPD	Max RPD	Qual
Lead	ug/L	1.3J	100	100	96.9	105	96	103	75-125	8	20	

Results presented on this page are in the units indicated by the "Units" column except where an alternate unit is presented to the right of the result.

REPORT OF LABORATORY ANALYSIS

This report shall not be reproduced, except in full,
without the written consent of Pace Analytical Services, LLC.

Pace Analytical Services, LLC
9800 Kincey Ave. Suite 100
Huntersville, NC 28078
(704)875-9092

QUALITY CONTROL DATA

Project: CPC Huntersville 60639876
Pace Project No.: 92607408

QC Batch: 701747
QC Batch Method: SM 6200B
Analysis Method: SM 6200B
Analysis Description: 6200B MSV
Laboratory: Pace Analytical Services - Charlotte

Associated Lab Samples: 92607408001

METHOD BLANK: 3662824 Matrix: Water
Associated Lab Samples: 92607408001

Parameter	Units	Blank Result	Reporting Limit	MDL	Analyzed	Qualifiers
1,1,1,2-Tetrachloroethane	ug/L	ND	0.50	0.31	06/02/22 00:59	
1,1,1-Trichloroethane	ug/L	ND	0.50	0.33	06/02/22 00:59	
1,1,2,2-Tetrachloroethane	ug/L	ND	0.50	0.22	06/02/22 00:59	
1,1,2-Trichloroethane	ug/L	ND	0.50	0.32	06/02/22 00:59	
1,1-Dichloroethane	ug/L	ND	0.50	0.37	06/02/22 00:59	
1,1-Dichloroethene	ug/L	ND	0.50	0.35	06/02/22 00:59	
1,1-Dichloropropene	ug/L	ND	0.50	0.43	06/02/22 00:59	
1,2,3-Trichlorobenzene	ug/L	ND	2.0	0.81	06/02/22 00:59	
1,2,3-Trichloropropane	ug/L	ND	0.50	0.26	06/02/22 00:59	
1,2,4-Trichlorobenzene	ug/L	ND	2.0	0.64	06/02/22 00:59	
1,2,4-Trimethylbenzene	ug/L	ND	0.50	0.50	06/02/22 00:59	
1,2-Dibromo-3-chloropropane	ug/L	ND	1.0	0.34	06/02/22 00:59	
1,2-Dibromoethane (EDB)	ug/L	ND	0.50	0.27	06/02/22 00:59	
1,2-Dichlorobenzene	ug/L	ND	0.50	0.34	06/02/22 00:59	
1,2-Dichloroethane	ug/L	ND	0.50	0.32	06/02/22 00:59	
1,2-Dichloropropane	ug/L	ND	0.50	0.36	06/02/22 00:59	
1,3,5-Trimethylbenzene	ug/L	ND	0.50	0.33	06/02/22 00:59	
1,3-Dichlorobenzene	ug/L	ND	0.50	0.34	06/02/22 00:59	
1,3-Dichloropropane	ug/L	ND	0.50	0.28	06/02/22 00:59	
1,4-Dichlorobenzene	ug/L	ND	0.50	0.33	06/02/22 00:59	
2,2-Dichloropropane	ug/L	ND	0.50	0.39	06/02/22 00:59	
2-Chlorotoluene	ug/L	ND	0.50	0.32	06/02/22 00:59	
4-Chlorotoluene	ug/L	ND	0.50	0.32	06/02/22 00:59	
Benzene	ug/L	ND	0.50	0.34	06/02/22 00:59	
Bromobenzene	ug/L	ND	0.50	0.29	06/02/22 00:59	
Bromochloromethane	ug/L	ND	0.50	0.47	06/02/22 00:59	
Bromodichloromethane	ug/L	ND	0.50	0.31	06/02/22 00:59	
Bromoform	ug/L	ND	0.50	0.34	06/02/22 00:59	
Bromomethane	ug/L	ND	5.0	1.7	06/02/22 00:59	
Carbon tetrachloride	ug/L	ND	0.50	0.33	06/02/22 00:59	
Chlorobenzene	ug/L	ND	0.50	0.28	06/02/22 00:59	
Chloroethane	ug/L	ND	1.0	0.65	06/02/22 00:59	
Chloroform	ug/L	ND	0.50	0.43	06/02/22 00:59	
Chloromethane	ug/L	ND	1.0	0.54	06/02/22 00:59	
cis-1,2-Dichloroethene	ug/L	ND	0.50	0.38	06/02/22 00:59	
cis-1,3-Dichloropropene	ug/L	ND	0.50	0.36	06/02/22 00:59	
Dibromochloromethane	ug/L	ND	0.50	0.36	06/02/22 00:59	
Dibromomethane	ug/L	ND	0.50	0.39	06/02/22 00:59	
Dichlorodifluoromethane	ug/L	ND	0.50	0.35	06/02/22 00:59	
Diisopropyl ether	ug/L	ND	0.50	0.31	06/02/22 00:59	

Results presented on this page are in the units indicated by the "Units" column except where an alternate unit is presented to the right of the result.

REPORT OF LABORATORY ANALYSIS

This report shall not be reproduced, except in full,
without the written consent of Pace Analytical Services, LLC.

Pace Analytical Services, LLC
9800 Kincey Ave. Suite 100
Huntersville, NC 28078
(704)875-9092

QUALITY CONTROL DATA

Project: CPC Huntersville 60639876
Pace Project No.: 92607408

METHOD BLANK: 3662824 Matrix: Water
Associated Lab Samples: 92607408001

Parameter	Units	Blank Result	Reporting Limit	MDL	Analyzed	Qualifiers
Ethylbenzene	ug/L	ND	0.50	0.30	06/02/22 00:59	
Hexachloro-1,3-butadiene	ug/L	ND	2.0	1.5	06/02/22 00:59	
Isopropylbenzene (Cumene)	ug/L	ND	0.50	0.33	06/02/22 00:59	
m&p-Xylene	ug/L	ND	1.0	0.71	06/02/22 00:59	
Methyl-tert-butyl ether	ug/L	ND	0.50	0.42	06/02/22 00:59	
Methylene Chloride	ug/L	ND	2.0	2.0	06/02/22 00:59	
n-Butylbenzene	ug/L	ND	0.50	0.49	06/02/22 00:59	
n-Propylbenzene	ug/L	ND	0.50	0.34	06/02/22 00:59	
Naphthalene	ug/L	ND	2.0	0.64	06/02/22 00:59	
o-Xylene	ug/L	ND	0.50	0.34	06/02/22 00:59	
sec-Butylbenzene	ug/L	ND	0.50	0.40	06/02/22 00:59	
Styrene	ug/L	ND	0.50	0.29	06/02/22 00:59	
tert-Butylbenzene	ug/L	ND	0.50	0.32	06/02/22 00:59	
Tetrachloroethene	ug/L	ND	0.50	0.29	06/02/22 00:59	
Toluene	ug/L	ND	0.50	0.48	06/02/22 00:59	
trans-1,2-Dichloroethene	ug/L	ND	0.50	0.40	06/02/22 00:59	
trans-1,3-Dichloropropene	ug/L	ND	0.50	0.36	06/02/22 00:59	
Trichloroethene	ug/L	ND	0.50	0.38	06/02/22 00:59	
Trichlorofluoromethane	ug/L	ND	1.0	0.30	06/02/22 00:59	
Vinyl chloride	ug/L	ND	1.0	0.39	06/02/22 00:59	
1,2-Dichloroethane-d4 (S)	%	102	70-130		06/02/22 00:59	
4-Bromofluorobenzene (S)	%	95	70-130		06/02/22 00:59	
Toluene-d8 (S)	%	98	70-130		06/02/22 00:59	

LABORATORY CONTROL SAMPLE: 3662825

Parameter	Units	Spike Conc.	LCS Result	LCS % Rec	% Rec Limits	Qualifiers
1,1,1,2-Tetrachloroethane	ug/L	50	55.8	112	60-140	
1,1,1-Trichloroethane	ug/L	50	56.5	113	60-140	
1,1,2,2-Tetrachloroethane	ug/L	50	60.5	121	60-140	
1,1,2-Trichloroethane	ug/L	50	62.0	124	60-140	
1,1-Dichloroethane	ug/L	50	59.3	119	60-140	
1,1-Dichloroethene	ug/L	50	62.1	124	60-140	
1,1-Dichloropropene	ug/L	50	60.0	120	60-140	
1,2,3-Trichlorobenzene	ug/L	50	49.3	99	60-140	
1,2,3-Trichloropropane	ug/L	50	59.9	120	60-140	
1,2,4-Trichlorobenzene	ug/L	50	49.8	100	60-140	
1,2,4-Trimethylbenzene	ug/L	50	53.7	107	60-140	
1,2-Dibromo-3-chloropropane	ug/L	50	58.6	117	60-140	
1,2-Dibromoethane (EDB)	ug/L	50	60.7	121	60-140	
1,2-Dichlorobenzene	ug/L	50	56.5	113	60-140	
1,2-Dichloroethane	ug/L	50	57.4	115	60-140	
1,2-Dichloropropane	ug/L	50	60.0	120	60-140	
1,3,5-Trimethylbenzene	ug/L	50	55.0	110	60-140	

Results presented on this page are in the units indicated by the "Units" column except where an alternate unit is presented to the right of the result.

REPORT OF LABORATORY ANALYSIS

This report shall not be reproduced, except in full,
without the written consent of Pace Analytical Services, LLC.

Pace Analytical Services, LLC
9800 Kincey Ave. Suite 100
Huntersville, NC 28078
(704)875-9092

QUALITY CONTROL DATA

Project: CPC Huntersville 60639876
Pace Project No.: 92607408

LABORATORY CONTROL SAMPLE: 3662825

Parameter	Units	Spike Conc.	LCS Result	LCS % Rec	% Rec Limits	Qualifiers
1,3-Dichlorobenzene	ug/L	50	56.0	112	60-140	
1,3-Dichloropropane	ug/L	50	60.4	121	60-140	
1,4-Dichlorobenzene	ug/L	50	55.8	112	60-140	
2,2-Dichloropropane	ug/L	50	51.6	103	60-140	
2-Chlorotoluene	ug/L	50	56.2	112	60-140	
4-Chlorotoluene	ug/L	50	56.2	112	60-140	
Benzene	ug/L	50	54.7	109	60-140	
Bromobenzene	ug/L	50	58.1	116	60-140	
Bromochloromethane	ug/L	50	63.1	126	60-140	
Bromodichloromethane	ug/L	50	58.2	116	60-140	
Bromoform	ug/L	50	56.1	112	60-140	
Bromomethane	ug/L	50	45.3	91	60-140	
Carbon tetrachloride	ug/L	50	51.8	104	60-140	
Chlorobenzene	ug/L	50	57.2	114	60-140	
Chloroethane	ug/L	50	44.5	89	60-140	
Chloroform	ug/L	50	61.7	123	60-140	
Chloromethane	ug/L	50	58.1	116	60-140	
cis-1,2-Dichloroethene	ug/L	50	60.1	120	60-140	
cis-1,3-Dichloropropene	ug/L	50	60.6	121	60-140	
Dibromochloromethane	ug/L	50	57.8	116	60-140	
Dibromomethane	ug/L	50	57.9	116	60-140	
Dichlorodifluoromethane	ug/L	50	57.2	114	60-140	
Diisopropyl ether	ug/L	50	59.8	120	60-140	
Ethylbenzene	ug/L	50	55.3	111	60-140	
Hexachloro-1,3-butadiene	ug/L	50	41.0	82	60-140	
Isopropylbenzene (Cumene)	ug/L	50	51.9	104	60-140	
m&p-Xylene	ug/L	100	111	111	60-140	
Methyl-tert-butyl ether	ug/L	50	60.0	120	60-140	
Methylene Chloride	ug/L	50	58.6	117	60-140	
n-Butylbenzene	ug/L	50	50.8	102	60-140	
n-Propylbenzene	ug/L	50	55.1	110	60-140	
Naphthalene	ug/L	50	58.3	117	60-140	
o-Xylene	ug/L	50	56.0	112	60-140	
sec-Butylbenzene	ug/L	50	51.9	104	60-140	
Styrene	ug/L	50	60.7	121	60-140	
tert-Butylbenzene	ug/L	50	43.7	87	60-140	
Tetrachloroethene	ug/L	50	51.3	103	60-140	
Toluene	ug/L	50	55.9	112	60-140	
trans-1,2-Dichloroethene	ug/L	50	61.8	124	60-140	
trans-1,3-Dichloropropene	ug/L	50	59.8	120	60-140	
Trichloroethene	ug/L	50	56.4	113	60-140	
Trichlorofluoromethane	ug/L	50	48.0	96	60-140	
Vinyl chloride	ug/L	50	60.4	121	60-140	
1,2-Dichloroethane-d4 (S)	%			105	70-130	
4-Bromofluorobenzene (S)	%			98	70-130	
Toluene-d8 (S)	%			101	70-130	

Results presented on this page are in the units indicated by the "Units" column except where an alternate unit is presented to the right of the result.

REPORT OF LABORATORY ANALYSIS

This report shall not be reproduced, except in full,
without the written consent of Pace Analytical Services, LLC.

Pace Analytical Services, LLC
9800 Kincey Ave. Suite 100
Huntersville, NC 28078
(704)875-9092

QUALITY CONTROL DATA

Project: CPC Huntersville 60639876
Pace Project No.: 92607408

MATRIX SPIKE & MATRIX SPIKE DUPLICATE: 3662826 3662827

Parameter	Units	92607409008 Result	MS Spike Conc.	MSD Spike Conc.	MS Result	MSD Result	MS % Rec	MSD % Rec	% Rec Limits	RPD	Max RPD	Qual
1,1,1,2-Tetrachloroethane	ug/L	ND	20	20	25.0	25.5	125	127	60-140	2	30	
1,1,1-Trichloroethane	ug/L	ND	20	20	27.0	27.5	135	137	60-140	2	30	
1,1,2,2-Tetrachloroethane	ug/L	ND	20	20	26.4	27.3	132	137	60-140	3	30	
1,1,2-Trichloroethane	ug/L	ND	20	20	27.2	28.0	136	140	60-140	3	30	
1,1-Dichloroethane	ug/L	ND	20	20	27.8	28.5	139	143	60-140	2	30	M1
1,1-Dichloroethene	ug/L	ND	20	20	30.0	30.4	150	152	60-140	1	30	M1
1,1-Dichloropropene	ug/L	ND	20	20	28.6	28.9	143	145	60-140	1	30	M1
1,2,3-Trichlorobenzene	ug/L	ND	20	20	21.0	22.1	105	110	60-140	5	30	
1,2,3-Trichloropropane	ug/L	ND	20	20	25.8	26.7	129	133	60-140	3	30	
1,2,4-Trichlorobenzene	ug/L	ND	20	20	21.1	22.3	105	111	60-140	6	30	
1,2,4-Trimethylbenzene	ug/L	ND	20	20	24.2	25.2	121	126	60-140	4	30	
1,2-Dibromo-3-chloropropane	ug/L	ND	20	20	22.9	24.1	115	120	60-140	5	30	
1,2-Dibromoethane (EDB)	ug/L	ND	20	20	26.7	27.5	134	137	60-140	3	30	
1,2-Dichlorobenzene	ug/L	ND	20	20	25.1	25.9	126	130	60-140	3	30	
1,2-Dichloroethane	ug/L	ND	20	20	26.5	27.2	133	136	60-140	2	30	
1,2-Dichloropropane	ug/L	ND	20	20	28.1	28.4	140	142	60-140	1	30	M1
1,3,5-Trimethylbenzene	ug/L	ND	20	20	25.1	25.7	125	129	60-140	3	30	
1,3-Dichlorobenzene	ug/L	ND	20	20	25.6	26.0	128	130	60-140	1	30	
1,3-Dichloropropane	ug/L	ND	20	20	26.9	27.5	135	138	60-140	2	30	
1,4-Dichlorobenzene	ug/L	ND	20	20	25.2	25.5	126	128	60-140	1	30	
2,2-Dichloropropane	ug/L	ND	20	20	26.5	26.9	132	135	60-140	2	30	
2-Chlorotoluene	ug/L	ND	20	20	25.8	26.4	129	132	60-140	2	30	
4-Chlorotoluene	ug/L	ND	20	20	25.9	26.7	130	133	60-140	3	30	
Benzene	ug/L	ND	20	20	26.3	26.5	131	132	60-140	1	30	
Bromobenzene	ug/L	ND	20	20	25.9	26.6	130	133	60-140	3	30	
Bromochloromethane	ug/L	ND	20	20	28.8	28.8	144	144	60-140	0	30	M1
Bromodichloromethane	ug/L	ND	20	20	25.9	26.1	129	131	60-140	1	30	
Bromoform	ug/L	ND	20	20	22.7	23.1	114	116	60-140	2	30	
Bromomethane	ug/L	ND	20	20	21.8	24.2	109	121	60-140	10	30	
Carbon tetrachloride	ug/L	ND	20	20	24.5	24.2	122	121	60-140	1	30	
Chlorobenzene	ug/L	ND	20	20	26.7	26.9	134	135	60-140	1	30	
Chloroethane	ug/L	ND	20	20	32.5	32.5	163	162	60-140	0	30	M1
Chloroform	ug/L	ND	20	20	27.6	28.2	138	141	60-140	2	30	M1
Chloromethane	ug/L	ND	20	20	25.5	27.1	127	136	60-140	6	30	
cis-1,2-Dichloroethene	ug/L	ND	20	20	27.8	28.9	139	144	60-140	4	30	M1
cis-1,3-Dichloropropene	ug/L	ND	20	20	26.5	27.0	132	135	60-140	2	30	
Dibromochloromethane	ug/L	ND	20	20	24.7	25.5	124	128	60-140	3	30	
Dibromomethane	ug/L	ND	20	20	25.8	26.0	129	130	60-140	1	30	
Dichlorodifluoromethane	ug/L	ND	20	20	27.5	27.9	137	139	60-140	2	30	
Diisopropyl ether	ug/L	ND	20	20	27.2	27.8	136	139	60-140	2	30	
Ethylbenzene	ug/L	ND	20	20	26.1	26.5	131	133	60-140	2	30	
Hexachloro-1,3-butadiene	ug/L	ND	20	20	18.6	20.3	93	101	60-140	9	30	
Isopropylbenzene (Cumene)	ug/L	ND	20	20	24.3	24.9	121	125	60-140	3	30	
m&p-Xylene	ug/L	ND	40	40	52.3	53.6	131	134	60-140	2	30	

Results presented on this page are in the units indicated by the "Units" column except where an alternate unit is presented to the right of the result.

REPORT OF LABORATORY ANALYSIS

This report shall not be reproduced, except in full,
without the written consent of Pace Analytical Services, LLC.

Pace Analytical Services, LLC
9800 Kincey Ave. Suite 100
Huntersville, NC 28078
(704)875-9092

QUALITY CONTROL DATA

Project: CPC Huntersville 60639876
Pace Project No.: 92607408

MATRIX SPIKE & MATRIX SPIKE DUPLICATE: 3662826 3662827

Parameter	Units	92607409008 Result	MS Spike Conc.	MSD Spike Conc.	MS Result	MSD Result	MS % Rec	MSD % Rec	% Rec Limits	RPD	Max RPD	Qual
Methyl-tert-butyl ether	ug/L	ND	20	20	26.7	27.2	133	136	60-140	2	30	
Methylene Chloride	ug/L	ND	20	20	25.9	26.7	130	134	60-140	3	30	
n-Butylbenzene	ug/L	ND	20	20	22.8	24.2	114	121	60-140	6	30	
n-Propylbenzene	ug/L	ND	20	20	25.7	26.4	129	132	60-140	2	30	
Naphthalene	ug/L	ND	20	20	23.1	24.8	116	124	60-140	7	30	
o-Xylene	ug/L	ND	20	20	25.6	26.3	128	131	60-140	3	30	
sec-Butylbenzene	ug/L	ND	20	20	24.5	25.0	122	125	60-140	2	30	
Styrene	ug/L	ND	20	20	27.1	27.9	136	139	60-140	3	30	
tert-Butylbenzene	ug/L	ND	20	20	20.0	20.9	100	105	60-140	4	30	
Tetrachloroethene	ug/L	ND	20	20	24.3	24.9	122	125	60-140	2	30	
Toluene	ug/L	ND	20	20	26.5	26.7	132	134	60-140	1	30	
trans-1,2-Dichloroethene	ug/L	ND	20	20	28.9	29.3	144	146	60-140	1	30	M1
trans-1,3-Dichloropropene	ug/L	ND	20	20	26.1	26.5	131	133	60-140	1	30	
Trichloroethene	ug/L	ND	20	20	26.7	27.0	133	135	60-140	1	30	
Trichlorofluoromethane	ug/L	ND	20	20	26.2	26.2	131	131	60-140	0	30	
Vinyl chloride	ug/L	ND	20	20	28.8	29.2	144	146	60-140	1	30	M1
1,2-Dichloroethane-d4 (S)	%						102	102	70-130			
4-Bromofluorobenzene (S)	%						97	97	70-130			
Toluene-d8 (S)	%						99	99	70-130			

Results presented on this page are in the units indicated by the "Units" column except where an alternate unit is presented to the right of the result.

REPORT OF LABORATORY ANALYSIS

This report shall not be reproduced, except in full,
without the written consent of Pace Analytical Services, LLC.

Pace Analytical Services, LLC
9800 Kincey Ave. Suite 100
Huntersville, NC 28078
(704)875-9092

QUALIFIERS

Project: CPC Huntersville 60639876
Pace Project No.: 92607408

DEFINITIONS

DF - Dilution Factor, if reported, represents the factor applied to the reported data due to dilution of the sample aliquot.

ND - Not Detected at or above adjusted reporting limit.

TNTC - Too Numerous To Count

J - Estimated concentration above the adjusted method detection limit and below the adjusted reporting limit.

MDL - Adjusted Method Detection Limit.

PQL - Practical Quantitation Limit.

RL - Reporting Limit - The lowest concentration value that meets project requirements for quantitative data with known precision and bias for a specific analyte in a specific matrix.

S - Surrogate

1,2-Diphenylhydrazine decomposes to and cannot be separated from Azobenzene using Method 8270. The result for each analyte is a combined concentration.

Consistent with EPA guidelines, unrounded data are displayed and have been used to calculate % recovery and RPD values.

LCS(D) - Laboratory Control Sample (Duplicate)

MS(D) - Matrix Spike (Duplicate)

DUP - Sample Duplicate

RPD - Relative Percent Difference

NC - Not Calculable.

SG - Silica Gel - Clean-Up

U - Indicates the compound was analyzed for, but not detected.

Acid preservation may not be appropriate for 2 Chloroethylvinyl ether.

A separate vial preserved to a pH of 4-5 is recommended in SW846 Chapter 4 for the analysis of Acrolein and Acrylonitrile by EPA Method 8260.

N-Nitrosodiphenylamine decomposes and cannot be separated from Diphenylamine using Method 8270. The result reported for each analyte is a combined concentration.

Reported results are not rounded until the final step prior to reporting. Therefore, calculated parameters that are typically reported as "Total" may vary slightly from the sum of the reported component parameters.

Pace Analytical is TNI accredited. Contact your Pace PM for the current list of accredited analytes.

TNI - The NELAC Institute.

ANALYTE QUALIFIERS

M1	Matrix spike recovery exceeded QC limits. Batch accepted based on laboratory control sample (LCS) recovery.
N2	The lab does not hold NELAC/TNI accreditation for this parameter but other accreditations/certifications may apply. A complete list of accreditations/certifications is available upon request.

This report shall not be reproduced, except in full,
without the written consent of Pace Analytical Services, LLC.

Pace Analytical Services, LLC
9800 Kincey Ave. Suite 100
Huntersville, NC 28078
(704)875-9092

QUALITY CONTROL DATA CROSS REFERENCE TABLE

Project: CPC Huntersville 60639876
Pace Project No.: 92607408

Lab ID	Sample ID	QC Batch Method	QC Batch	Analytical Method	Analytical Batch
92607408001	**MW-65D**	MADEP VPH	701723		
92607408001	**MW-65D**	EPA 3005A	701874	EPA 6020B	701948
92607408001	**MW-65D**	SM 6200B	701747		

This report shall not be reproduced, except in full,
without the written consent of Pace Analytical Services, LLC.

Effective Date: 05/12/202205/12/2022

Laboratory receiving samples:

Asheville ☐ Eden ☐ Greenwood ☐ Huntersville ☑ Raleigh ☐ Mechanicsville ☐ Atlanta ☐ Kernersville ☐

Sample Condition Upon Receipt

Client Name: AECOM

Project

WO#: 92607408

92607408

Courier: ☐ Commercial ☐ Fed Ex ☐ UPS ☐ USPS ☐ Client ☐ Pace ☐ Other:

Custody Seal Present? ☐ Yes ☐ No Seals Intact? ☐ Yes ☐ No

Date/Initials Person Examining Contents: MS 10/11/22

Packing Material: ☐ Bubble Wrap ☐ Bubble Bags ☐ None ☐ Other

Biological Tissue Frozen? ☐ Yes ☐ No ☐ N/A

Thermometer: ☐ IR Gun ID: 92TOOL

Type of Ice: ☐ Wet ☐ Blue ☐ None

Cooler Temp: 1.3 Correction Factor: Add/Subtract (°C) 0

Temp should be above freezing to 6°C

☐ Samples out of temp criteria. Samples on ice, cooling process has begun

Cooler Temp Corrected (°C): 1.3

USDA Regulated Soil (☐ N/A, water sample)

Did samples originate in a quarantine zone within the United States: CA, NY, or SC (check maps)? ☐ Yes ☐ No

Did samples originate from a foreign source (internationally, including Hawaii and Puerto Rico)? ☐ Yes ☐ No

				Comments/Discrepancy:
Chain of Custody Present?	☐ Yes	☐ No	☐ N/A	1.
Samples Arrived within Hold Time?	☐ Yes	☐ No	☐ N/A	2.
Short Hold Time Analysis (<72 hr.)?	☐ Yes	☐ No	☐ N/A	3.
Rush Turn Around Time Requested?	☐ Yes	☐ No	☐ N/A	4.
Sufficient Volume?	☐ Yes	☐ No	☐ N/A	5.
Correct Containers Used?	☐ Yes	☐ No	☐ N/A	6.
-Pace Containers Used?	☐ Yes	☐ No	☐ N/A	
Containers Intact?	☐ Yes	☐ No	☐ N/A	7.
Dissolved analysis: Samples Field Filtered?	☐ Yes	☐ No	☐ N/A	8.
Sample Labels Match COC? -Includes Date/Time/ID/Analysis Matrix: WT	☐ Yes	☐ No	☐ N/A	9.
Headspace in VOA Vials (>5-6mm)?	☐ Yes	☐ No	☐ N/A	10.
Trip Blank Present?	☐ Yes	☐ No	☐ N/A	11.
Trip Blank Custody Seals Present?	☐ Yes	☐ No	☐ N/A	

COMMENTS/SAMPLE DISCREPANCY

Field Data Required? ☐ Yes ☐ No

Lot ID of split containers:

CLIENT NOTIFICATION/RESOLUTION

Person contacted: Date/Time:

Project Manager SCURF Review: Date:

Project Manager SRF Review: Date:

Effective Date: 05/12/202205/12/2022

*Check mark top half of box if pH and/or dechlorination is verified and within the acceptance range for preservation samples.

Exceptions: VOA, Coliform, TOC, Oil and Grease, DRO/8015 (water) DOC, LLHg

**Bottom half of box is to list number of bottles

***Check all unpreserved Nitrates for chlorine

Project WO#: 92607408

PM: BV Due Date: 06/02/22

CLIENT: 92-AECOM CHA

Item#	BP4U-125 mL Plastic Unpreserved (N/A) (Cl-)	BP3U-250 mL Plastic Unpreserved (N/A)	BP2U-500 mL Plastic Unpreserved (N/A)	BP1U-1 liter Plastic Unpreserved (N/A)	BP4S-125 mL Plastic H2SO4 (pH < 2) (Cl-)	BP3N-250 mL plastic HNO3 (pH < 2)	BP4Z-125 mL Plastic ZN Acetate & NaOH (>9)	BP4B-125 mL Plastic NaOH (pH > 12) (Cl-)	WGFU-Wide-mouthed Glass jar Unpreserved	AG1U-1 liter Amber Unpreserved (N/A) (Cl-)	AG1H-1 liter Amber HCl (pH < 2)	AG3U-250 mL Amber Unpreserved (N/A) (Cl-)	AG1S-1 liter Amber H2SO4 (pH < 2)	AG3S-250 mL Amber H2SO4 (pH < 2)	DG9A-250 mL Amber NH4Cl (N/A)(Cl-)	DG9H-40 mL VOA HCl (N/A)	VG9T-40 mL VOA Na2S2O3 (N/A)	VG9U-40 mL VOA Unpreserved (N/A)	DG9V-40 mL VOA H3PO4 (N/A)	DG9S-40 mL VOA H2SO4 (N/A)	V/GK (3 vials per kit)-VPH/Gas kit (N/A)	SP5T-125 mL Sterile Plastic (N/A – lab)	SP2T-250 mL Sterile Plastic (N/A – lab)		BP3R-250 mL Plastic (NH2)2SO4 (9.3-9.7)	AG0U-100 mL Amber Unpreserved (N/A) (Cl-)	VSGU-20 mL Scintillation vials (N/A)	DG9U-40 mL Amber Unpreserved vials (N/A)
1																												
2																												
3																												
4																												
5																												
6																												
7																												
8																												
9																												
10																												
11																												
12																												

pH Adjustment Log for Preserved Samples

Sample ID	Type of Preservative	pH upon receipt	Date preservation adjusted	Time preservation adjusted	Amount of Preservative added	Lot #

Note: Whenever there is a discrepancy affecting North Carolina compliance samples, a copy of this form will be sent to the North Carolina DENR Certification Office (i.e. Out of hold, incorrect preservative, out of temp, incorrect containers.

RED

CHAIN-OF-CUSTODY / Analytical Request Document

The Chain-of-Custody is a LEGAL DOCUMENT. All relevant fields must be completed accurately.

Pace Analytical WWW.PACELABS.COM

Submitting a sample via this chain of custody constitutes acknowledgment and acceptance of the Pace Terms and Conditions found at https://info.pacelabs.com/hubfs/pas-standard-terms.pdf.

Section A Required Client Information:		Section B Required Project Information:		Section C Invoice Information:	
Company:	AECOM	Report To:	Andrew Wreschnig	Attention:	
Address:	6000 Fairview Road	Copy To:		Company Name:	
Suite 200, Charlotte, NC 28226				Address:	
Email:	andrew.wreschnig@aecom.com	Purchase Order #:		Pace Quote:	
Phone:	(704)522-0330 Fax:	Project Name:	CPC Huntersville 60639876	Pace Project Manager:	bonnie.vang@pacelabs.com,
Requested Due Date:		Project #:		Pace Profile #:	12518-3

Regulatory Agency: | State / Location: NC

ITEM #	SAMPLE ID (One Character per box. (A-Z, 0-9 / , -) Sample Ids must be unique)	MATRIX CODE (see valid codes to left)	SAMPLE TYPE (G=GRAB C=COMP)	COLLECTED START DATE	COLLECTED START TIME	COLLECTED END DATE	COLLECTED END TIME	SAMPLE TEMP AT COLLECTION	# OF CONTAINERS	Preservatives: Unpreserved	H2SO4	HNO3	HCl	NaOH	Na2S2O3	Methanol	Other	Analyses Test Y/N	6200	VPH	Lead; Total	Trip BLANK	DI Water	Residual Chlorine (Y/N)	
1	MW-65D	WT	G	6/1/22	0855				8	1			7						X	X	X				9260748
2																									
3																									
4																									
5																									
6																									
7																									
8																									
9																									
10																									
11																									
12																									

MATRIX CODE: Drinking Water DW; Water WT; Waste Water WW; Product P; Soil/Solid SL; Oil OL; Wipe WP; Air AR; Other OT; Tissue TS

ADDITIONAL COMMENTS	RELINQUISHED BY / AFFILIATION	DATE	TIME	ACCEPTED BY / AFFILIATION	DATE	TIME	SAMPLE CONDITIONS
"YELLOW" TRIP BLANK	SAM MOORE/AECOM	6/1/22	1630	DP PACE HVL	6/1/22	1630	

SAMPLER NAME AND SIGNATURE

PRINT Name of SAMPLER: SAM MOORE

SIGNATURE of SAMPLER: [signature] DATE Signed: 6/1/22

TEMP in C	Received on Ice (Y/N)	Custody Sealed Cooler (Y/N)	Samples Intact (Y/N)

Pace Analytical Services, LLC
9800 Kincey Ave. Suite 100
Huntersville, NC 28078
(704)875-9092

June 06, 2022

Andrew Wreschnig
AECOM
6000 Fairview Road
Suite 200
Charlotte, NC 28210

RE: Project: CPC HUNTERSVILLE (GW)
Pace Project No.: 92607409

Dear Andrew Wreschnig:

Enclosed are the analytical results for sample(s) received by the laboratory on June 01, 2022. The results relate only to the samples included in this report. Results reported herein conform to the applicable TNI/NELAC Standards and the laboratory's Quality Manual, where applicable, unless otherwise noted in the body of the report.

The test results provided in this final report were generated by each of the following laboratories within the Pace Network:

- Pace Analytical Services - Charlotte
- Pace Analytical Services - Peachtree Corners, GA

If you have any questions concerning this report, please feel free to contact me.

Sincerely,

Bonnie Vang
bonnie.vang@pacelabs.com
(704)875-9092
Project Manager

Enclosures

cc: Teresa Amentt Jennings, AECOM
Jeff Morrison, Colonial Pipeline Company

This report shall not be reproduced, except in full,
without the written consent of Pace Analytical Services, LLC.

Pace Analytical Services, LLC
9800 Kincey Ave. Suite 100
Huntersville, NC 28078
(704)875-9092

CERTIFICATIONS

Project: CPC HUNTERSVILLE (GW)
Pace Project No.: 92607409

Pace Analytical Services Charlotte

South Carolina Laboratory ID: 99006
9800 Kincey Ave. Ste 100, Huntersville, NC 28078
North Carolina Drinking Water Certification #: 37706
North Carolina Field Services Certification #: 5342
North Carolina Wastewater Certification #: 12
South Carolina Laboratory ID: 99006
South Carolina Certification #: 99006001
South Carolina Drinking Water Cert. #: 99006003
Florida/NELAP Certification #: E87627
Kentucky UST Certification #: 84
Louisiana DoH Drinking Water #: LA029
Virginia/VELAP Certification #: 460221

Pace Analytical Services Peachtree Corners

110 Technology Pkwy, Peachtree Corners, GA 30092
Florida DOH Certification #: E87315
Georgia DW Inorganics Certification #: 812
North Carolina Certification #: 381
South Carolina Certification #: 98011001

This report shall not be reproduced, except in full,
without the written consent of Pace Analytical Services, LLC.

Pace Analytical Services, LLC
9800 Kincey Ave. Suite 100
Huntersville, NC 28078
(704)875-9092

SAMPLE SUMMARY

Project: CPC HUNTERSVILLE (GW)
Pace Project No.: 92607409

Lab ID	Sample ID	Matrix	Date Collected	Date Received
92607409001	**MW-82**	Water	06/01/22 08:45	06/01/22 16:30
92607409002	**MW-28**	Water	06/01/22 09:15	06/01/22 16:30
92607409003	**MW-21**	Water	06/01/22 09:25	06/01/22 16:30
92607409004	**MW-77**	Water	06/01/22 09:30	06/01/22 16:30
92607409005	**MW-81**	Water	06/01/22 09:45	06/01/22 16:30
92607409006	**MW-16**	Water	06/01/22 10:40	06/01/22 16:30
92607409007	**MW-23**	Water	06/01/22 11:15	06/01/22 16:30
92607409008	**MW-79**	Water	06/01/22 11:25	06/01/22 16:30
92607409009	**MW-81D**	Water	06/01/22 11:40	06/01/22 16:30
92607409010	**MW-17**	Water	06/01/22 12:45	06/01/22 16:30
92607409011	**MW-31D**	Water	06/01/22 13:10	06/01/22 16:30
92607409012	**MW-31**	Water	06/01/22 13:15	06/01/22 16:30
92607409013	**MW-79D**	Water	06/01/22 13:30	06/01/22 16:30
92607409014	**MW-83**	Water	06/01/22 14:15	06/01/22 16:30
92607409015	**MW-19**	Water	06/01/22 14:00	06/01/22 16:30
92607409016	**MW-78**	Water	06/01/22 14:30	06/01/22 16:30
92607409017	**MW-80**	Water	06/01/22 14:45	06/01/22 16:30
92607409018	**DUP-1-20220601**	Water	06/01/22 00:00	06/01/22 16:30
92607409019	**DUP-2-20220601**	Water	06/01/22 00:00	06/01/22 16:30
92607409020	**EB-1-20220601**	Water	06/01/22 15:30	06/01/22 16:30
92607409021	**MW-98D**	Water	06/01/22 15:15	06/01/22 16:30
92607409022	**FB-1-20220601**	Water	06/01/22 15:00	06/01/22 16:30
92607409023	**T1**	Water	06/01/22 00:00	06/01/22 16:30
92607409024	**T2**	Water	06/01/22 00:00	06/01/22 16:30

This report shall not be reproduced, except in full,
without the written consent of Pace Analytical Services, LLC.

Pace Analytical Services, LLC
9800 Kincey Ave. Suite 100
Huntersville, NC 28078
(704)875-9092

SAMPLE ANALYTE COUNT

Project: CPC HUNTERSVILLE (GW)
Pace Project No.: 92607409

Lab ID	Sample ID	Method	Analysts	Analytes Reported	Laboratory
92607409001	**MW-82**	MADEP VPH	MAD	6	PASI-C
		EPA 6020B	CW1	1	PASI-GA
		SM 6200B	SAS	63	PASI-C
92607409002	**MW-28**	MADEP VPH	MAD	6	PASI-C
		EPA 6020B	CW1	1	PASI-GA
		SM 6200B	CL	63	PASI-C
92607409003	**MW-21**	MADEP VPH	MAD	6	PASI-C
		EPA 6020B	CW1	1	PASI-GA
		SM 6200B	SAS	63	PASI-C
92607409004	**MW-77**	MADEP VPH	MAD	6	PASI-C
		EPA 6020B	CW1	1	PASI-GA
		SM 6200B	SAS	63	PASI-C
92607409005	**MW-81**	MADEP VPH	MAD	6	PASI-C
		EPA 6020B	CW1	1	PASI-GA
		SM 6200B	CL	63	PASI-C
92607409006	**MW-16**	MADEP VPH	MAD	6	PASI-C
		EPA 6020B	CW1	1	PASI-GA
		SM 6200B	CL	63	PASI-C
92607409007	**MW-23**	MADEP VPH	MAD	6	PASI-C
		EPA 6020B	CW1	1	PASI-GA
		SM 6200B	CL	63	PASI-C
92607409008	**MW-79**	MADEP VPH	MAD	6	PASI-C
		EPA 6020B	CW1	1	PASI-GA
		SM 6200B	CL	63	PASI-C
92607409009	**MW-81D**	MADEP VPH	MAD	6	PASI-C
		EPA 6020B	CW1	1	PASI-GA
		SM 6200B	CL	63	PASI-C
92607409010	**MW-17**	MADEP VPH	MAD	6	PASI-C
		EPA 6020B	CW1	1	PASI-GA
		SM 6200B	CL	63	PASI-C
92607409011	**MW-31D**	MADEP VPH	MAD	6	PASI-C
		EPA 6020B	CW1	1	PASI-GA
		SM 6200B	CL	63	PASI-C
92607409012	**MW-31**	MADEP VPH	MAD	6	PASI-C
		EPA 6020B	CW1	1	PASI-GA
		SM 6200B	CL	63	PASI-C
92607409013	**MW-79D**	MADEP VPH	MAD	6	PASI-C

This report shall not be reproduced, except in full,
without the written consent of Pace Analytical Services, LLC.

Pace Analytical Services, LLC
9800 Kincey Ave. Suite 100
Huntersville, NC 28078
(704)875-9092

SAMPLE ANALYTE COUNT

Project: CPC HUNTERSVILLE (GW)
Pace Project No.: 92607409

Lab ID	Sample ID	Method	Analysts	Analytes Reported	Laboratory
		EPA 6020B	CW1	1	PASI-GA
		SM 6200B	CL	63	PASI-C
92607409014	**MW-83**	MADEP VPH	MAD	6	PASI-C
		EPA 6020B	CW1	1	PASI-GA
		SM 6200B	CL	63	PASI-C
92607409015	**MW-19**	MADEP VPH	MAD	6	PASI-C
		EPA 6020B	CW1	1	PASI-GA
		SM 6200B	CL	63	PASI-C
92607409016	**MW-78**	MADEP VPH	MAD	6	PASI-C
		EPA 6020B	CW1	1	PASI-GA
		SM 6200B	CL	63	PASI-C
92607409017	**MW-80**	MADEP VPH	MAD	6	PASI-C
		EPA 6020B	CW1	1	PASI-GA
		SM 6200B	CL	63	PASI-C
92607409018	**DUP-1-20220601**	MADEP VPH	MAD	6	PASI-C
		EPA 6020B	CW1	1	PASI-GA
		SM 6200B	CL	63	PASI-C
92607409019	**DUP-2-20220601**	MADEP VPH	MAD	6	PASI-C
		EPA 6020B	CW1	1	PASI-GA
		SM 6200B	CL	63	PASI-C
92607409020	**EB-1-20220601**	MADEP VPH	MAD	6	PASI-C
		EPA 6020B	CW1	1	PASI-GA
		SM 6200B	SAS	63	PASI-C
92607409021	**MW-98D**	MADEP VPH	MAD	6	PASI-C
		EPA 6020B	CW1	1	PASI-GA
		SM 6200B	CL	63	PASI-C
92607409022	**FB-1-20220601**	MADEP VPH	MAD	6	PASI-C
		SM 6200B	SAS	63	PASI-C
92607409023	**T1**	SM 6200B	SAS	63	PASI-C
92607409024	**T2**	SM 6200B	SAS	63	PASI-C

PASI-C = Pace Analytical Services - Charlotte
PASI-GA = Pace Analytical Services - Peachtree Corners, GA

This report shall not be reproduced, except in full,
without the written consent of Pace Analytical Services, LLC.

Pace Analytical Services, LLC
9800 Kincey Ave. Suite 100
Huntersville, NC 28078
(704)875-9092

ANALYTICAL RESULTS

Project: CPC HUNTERSVILLE (GW)
Pace Project No.: 92607409

Sample: MW-82 **Lab ID: 92607409001** Collected: 06/01/22 08:45 Received: 06/01/22 16:30 Matrix: Water

Parameters	Results	Units	Report Limit	MDL	DF	Prepared	Analyzed	CAS No.	Qual
VPH NC Water	Analytical Method: MADEP VPH Pace Analytical Services - Charlotte								
Total VPH (C5-C12)	ND	ug/L	50.0	50.0	1		06/02/22 21:56		N2
Aliphatic (C05-C08)	ND	ug/L	50.0	50.0	1		06/02/22 21:56		N2
Aliphatic(C09-C12) Adjusted	ND	ug/L	50.0	50.0	1		06/02/22 21:56		N2
Aromatic (C09-C10)	ND	ug/L	50.0	50.0	1		06/02/22 21:56		N2
Surrogates									
4-Bromofluorobenzene (FID) (S)	98	%	70-130		1		06/02/22 21:56	460-00-4	
4-Bromofluorobenzene (PID) (S)	82	%	70-130		1		06/02/22 21:56	460-00-4	
6020 MET ICPMS	Analytical Method: EPA 6020B Preparation Method: EPA 3005A Pace Analytical Services - Peachtree Corners, GA								
Lead	**2.9J**	ug/L	5.0	0.89	1	06/02/22 11:23	06/03/22 17:13	7439-92-1	
6200B MSV	Analytical Method: SM 6200B Pace Analytical Services - Charlotte								
Benzene	ND	ug/L	0.50	0.34	1		06/02/22 19:39	71-43-2	
Bromobenzene	ND	ug/L	0.50	0.29	1		06/02/22 19:39	108-86-1	
Bromochloromethane	ND	ug/L	0.50	0.47	1		06/02/22 19:39	74-97-5	
Bromodichloromethane	ND	ug/L	0.50	0.31	1		06/02/22 19:39	75-27-4	
Bromoform	ND	ug/L	0.50	0.34	1		06/02/22 19:39	75-25-2	
Bromomethane	ND	ug/L	5.0	1.7	1		06/02/22 19:39	74-83-9	
n-Butylbenzene	ND	ug/L	0.50	0.49	1		06/02/22 19:39	104-51-8	
sec-Butylbenzene	ND	ug/L	0.50	0.40	1		06/02/22 19:39	135-98-8	
tert-Butylbenzene	ND	ug/L	0.50	0.32	1		06/02/22 19:39	98-06-6	
Carbon tetrachloride	ND	ug/L	0.50	0.33	1		06/02/22 19:39	56-23-5	
Chlorobenzene	ND	ug/L	0.50	0.28	1		06/02/22 19:39	108-90-7	
Chloroethane	ND	ug/L	1.0	0.65	1		06/02/22 19:39	75-00-3	
Chloroform	ND	ug/L	0.50	0.43	1		06/02/22 19:39	67-66-3	
Chloromethane	ND	ug/L	1.0	0.54	1		06/02/22 19:39	74-87-3	
2-Chlorotoluene	ND	ug/L	0.50	0.32	1		06/02/22 19:39	95-49-8	
4-Chlorotoluene	ND	ug/L	0.50	0.32	1		06/02/22 19:39	106-43-4	
1,2-Dibromo-3-chloropropane	ND	ug/L	1.0	0.34	1		06/02/22 19:39	96-12-8	
Dibromochloromethane	ND	ug/L	0.50	0.36	1		06/02/22 19:39	124-48-1	
1,2-Dibromoethane (EDB)	ND	ug/L	0.50	0.27	1		06/02/22 19:39	106-93-4	
Dibromomethane	ND	ug/L	0.50	0.39	1		06/02/22 19:39	74-95-3	
1,2-Dichlorobenzene	ND	ug/L	0.50	0.34	1		06/02/22 19:39	95-50-1	
1,3-Dichlorobenzene	ND	ug/L	0.50	0.34	1		06/02/22 19:39	541-73-1	
1,4-Dichlorobenzene	ND	ug/L	0.50	0.33	1		06/02/22 19:39	106-46-7	
Dichlorodifluoromethane	ND	ug/L	0.50	0.35	1		06/02/22 19:39	75-71-8	
1,1-Dichloroethane	ND	ug/L	0.50	0.37	1		06/02/22 19:39	75-34-3	
1,2-Dichloroethane	ND	ug/L	0.50	0.32	1		06/02/22 19:39	107-06-2	
1,1-Dichloroethene	ND	ug/L	0.50	0.35	1		06/02/22 19:39	75-35-4	
cis-1,2-Dichloroethene	ND	ug/L	0.50	0.38	1		06/02/22 19:39	156-59-2	
trans-1,2-Dichloroethene	ND	ug/L	0.50	0.40	1		06/02/22 19:39	156-60-5	
1,2-Dichloropropane	ND	ug/L	0.50	0.36	1		06/02/22 19:39	78-87-5	
1,3-Dichloropropane	ND	ug/L	0.50	0.28	1		06/02/22 19:39	142-28-9	

REPORT OF LABORATORY ANALYSIS

This report shall not be reproduced, except in full,
without the written consent of Pace Analytical Services, LLC.

Pace Analytical Services, LLC
9800 Kincey Ave. Suite 100
Huntersville, NC 28078
(704)875-9092

ANALYTICAL RESULTS

Project: CPC HUNTERSVILLE (GW)
Pace Project No.: 92607409

Sample: MW-82 **Lab ID: 92607409001** Collected: 06/01/22 08:45 Received: 06/01/22 16:30 Matrix: Water

Parameters	Results	Units	Report Limit	MDL	DF	Prepared	Analyzed	CAS No.	Qual
6200B MSV	Analytical Method: SM 6200B Pace Analytical Services - Charlotte								
2,2-Dichloropropane	ND	ug/L	0.50	0.39	1		06/02/22 19:39	594-20-7	
1,1-Dichloropropene	ND	ug/L	0.50	0.43	1		06/02/22 19:39	563-58-6	
cis-1,3-Dichloropropene	ND	ug/L	0.50	0.36	1		06/02/22 19:39	10061-01-5	
trans-1,3-Dichloropropene	ND	ug/L	0.50	0.36	1		06/02/22 19:39	10061-02-6	
Diisopropyl ether	ND	ug/L	0.50	0.31	1		06/02/22 19:39	108-20-3	
Ethylbenzene	ND	ug/L	0.50	0.30	1		06/02/22 19:39	100-41-4	
Hexachloro-1,3-butadiene	ND	ug/L	2.0	1.5	1		06/02/22 19:39	87-68-3	
Isopropylbenzene (Cumene)	ND	ug/L	0.50	0.33	1		06/02/22 19:39	98-82-8	
Methylene Chloride	ND	ug/L	2.0	2.0	1		06/02/22 19:39	75-09-2	
Methyl-tert-butyl ether	ND	ug/L	0.50	0.42	1		06/02/22 19:39	1634-04-4	
Naphthalene	ND	ug/L	2.0	0.64	1		06/02/22 19:39	91-20-3	
n-Propylbenzene	ND	ug/L	0.50	0.34	1		06/02/22 19:39	103-65-1	
Styrene	ND	ug/L	0.50	0.29	1		06/02/22 19:39	100-42-5	
1,1,1,2-Tetrachloroethane	ND	ug/L	0.50	0.31	1		06/02/22 19:39	630-20-6	
1,1,2,2-Tetrachloroethane	ND	ug/L	0.50	0.22	1		06/02/22 19:39	79-34-5	
Tetrachloroethene	ND	ug/L	0.50	0.29	1		06/02/22 19:39	127-18-4	
Toluene	ND	ug/L	0.50	0.48	1		06/02/22 19:39	108-88-3	
1,2,3-Trichlorobenzene	ND	ug/L	2.0	0.81	1		06/02/22 19:39	87-61-6	
1,2,4-Trichlorobenzene	ND	ug/L	2.0	0.64	1		06/02/22 19:39	120-82-1	
1,1,1-Trichloroethane	ND	ug/L	0.50	0.33	1		06/02/22 19:39	71-55-6	
1,1,2-Trichloroethane	ND	ug/L	0.50	0.32	1		06/02/22 19:39	79-00-5	
Trichloroethene	ND	ug/L	0.50	0.38	1		06/02/22 19:39	79-01-6	
Trichlorofluoromethane	ND	ug/L	1.0	0.30	1		06/02/22 19:39	75-69-4	
1,2,3-Trichloropropane	ND	ug/L	0.50	0.26	1		06/02/22 19:39	96-18-4	
1,2,4-Trimethylbenzene	ND	ug/L	0.50	0.50	1		06/02/22 19:39	95-63-6	
1,3,5-Trimethylbenzene	ND	ug/L	0.50	0.33	1		06/02/22 19:39	108-67-8	
Vinyl chloride	ND	ug/L	1.0	0.39	1		06/02/22 19:39	75-01-4	
m&p-Xylene	ND	ug/L	1.0	0.71	1		06/02/22 19:39	179601-23-1	
o-Xylene	ND	ug/L	0.50	0.34	1		06/02/22 19:39	95-47-6	
Surrogates									
1,2-Dichloroethane-d4 (S)	93	%	70-130		1		06/02/22 19:39	17060-07-0	
4-Bromofluorobenzene (S)	98	%	70-130		1		06/02/22 19:39	460-00-4	
Toluene-d8 (S)	104	%	70-130		1		06/02/22 19:39	2037-26-5	

REPORT OF LABORATORY ANALYSIS

This report shall not be reproduced, except in full,
without the written consent of Pace Analytical Services, LLC.

Pace Analytical Services, LLC
9800 Kincey Ave. Suite 100
Huntersville, NC 28078
(704)875-9092

ANALYTICAL RESULTS

Project: CPC HUNTERSVILLE (GW)
Pace Project No.: 92607409

Sample: MW-28 **Lab ID: 92607409002** Collected: 06/01/22 09:15 Received: 06/01/22 16:30 Matrix: Water

Parameters	Results	Units	Report Limit	MDL	DF	Prepared	Analyzed	CAS No.	Qual
VPH NC Water	Analytical Method: MADEP VPH Pace Analytical Services - Charlotte								
Total VPH (C5-C12)	ND	ug/L	50.0	50.0	1		06/02/22 22:28		N2
Aliphatic (C05-C08)	ND	ug/L	50.0	50.0	1		06/02/22 22:28		N2
Aliphatic(C09-C12) Adjusted	ND	ug/L	50.0	50.0	1		06/02/22 22:28		N2
Aromatic (C09-C10)	ND	ug/L	50.0	50.0	1		06/02/22 22:28		N2
Surrogates									
4-Bromofluorobenzene (FID) (S)	93	%	70-130		1		06/02/22 22:28	460-00-4	
4-Bromofluorobenzene (PID) (S)	78	%	70-130		1		06/02/22 22:28	460-00-4	
6020 MET ICPMS	Analytical Method: EPA 6020B Preparation Method: EPA 3005A Pace Analytical Services - Peachtree Corners, GA								
Lead	ND	ug/L	5.0	0.89	1	06/02/22 11:23	06/03/22 17:19	7439-92-1	
6200B MSV	Analytical Method: SM 6200B Pace Analytical Services - Charlotte								
Benzene	ND	ug/L	0.50	0.34	1		06/02/22 06:50	71-43-2	
Bromobenzene	ND	ug/L	0.50	0.29	1		06/02/22 06:50	108-86-1	
Bromochloromethane	ND	ug/L	0.50	0.47	1		06/02/22 06:50	74-97-5	
Bromodichloromethane	ND	ug/L	0.50	0.31	1		06/02/22 06:50	75-27-4	
Bromoform	ND	ug/L	0.50	0.34	1		06/02/22 06:50	75-25-2	
Bromomethane	ND	ug/L	5.0	1.7	1		06/02/22 06:50	74-83-9	
n-Butylbenzene	ND	ug/L	0.50	0.49	1		06/02/22 06:50	104-51-8	
sec-Butylbenzene	ND	ug/L	0.50	0.40	1		06/02/22 06:50	135-98-8	
tert-Butylbenzene	ND	ug/L	0.50	0.32	1		06/02/22 06:50	98-06-6	
Carbon tetrachloride	ND	ug/L	0.50	0.33	1		06/02/22 06:50	56-23-5	
Chlorobenzene	ND	ug/L	0.50	0.28	1		06/02/22 06:50	108-90-7	
Chloroethane	ND	ug/L	1.0	0.65	1		06/02/22 06:50	75-00-3	
Chloroform	ND	ug/L	0.50	0.43	1		06/02/22 06:50	67-66-3	
Chloromethane	ND	ug/L	1.0	0.54	1		06/02/22 06:50	74-87-3	
2-Chlorotoluene	ND	ug/L	0.50	0.32	1		06/02/22 06:50	95-49-8	
4-Chlorotoluene	ND	ug/L	0.50	0.32	1		06/02/22 06:50	106-43-4	
1,2-Dibromo-3-chloropropane	ND	ug/L	1.0	0.34	1		06/02/22 06:50	96-12-8	
Dibromochloromethane	ND	ug/L	0.50	0.36	1		06/02/22 06:50	124-48-1	
1,2-Dibromoethane (EDB)	ND	ug/L	0.50	0.27	1		06/02/22 06:50	106-93-4	
Dibromomethane	ND	ug/L	0.50	0.39	1		06/02/22 06:50	74-95-3	
1,2-Dichlorobenzene	ND	ug/L	0.50	0.34	1		06/02/22 06:50	95-50-1	
1,3-Dichlorobenzene	ND	ug/L	0.50	0.34	1		06/02/22 06:50	541-73-1	
1,4-Dichlorobenzene	ND	ug/L	0.50	0.33	1		06/02/22 06:50	106-46-7	
Dichlorodifluoromethane	ND	ug/L	0.50	0.35	1		06/02/22 06:50	75-71-8	
1,1-Dichloroethane	ND	ug/L	0.50	0.37	1		06/02/22 06:50	75-34-3	
1,2-Dichloroethane	ND	ug/L	0.50	0.32	1		06/02/22 06:50	107-06-2	
1,1-Dichloroethene	ND	ug/L	0.50	0.35	1		06/02/22 06:50	75-35-4	
cis-1,2-Dichloroethene	ND	ug/L	0.50	0.38	1		06/02/22 06:50	156-59-2	
trans-1,2-Dichloroethene	ND	ug/L	0.50	0.40	1		06/02/22 06:50	156-60-5	
1,2-Dichloropropane	ND	ug/L	0.50	0.36	1		06/02/22 06:50	78-87-5	
1,3-Dichloropropane	ND	ug/L	0.50	0.28	1		06/02/22 06:50	142-28-9	

REPORT OF LABORATORY ANALYSIS

This report shall not be reproduced, except in full,
without the written consent of Pace Analytical Services, LLC.

Pace Analytical Services, LLC
9800 Kincey Ave. Suite 100
Huntersville, NC 28078
(704)875-9092

ANALYTICAL RESULTS

Project: CPC HUNTERSVILLE (GW)
Pace Project No.: 92607409

Sample: MW-28 **Lab ID: 92607409002** Collected: 06/01/22 09:15 Received: 06/01/22 16:30 Matrix: Water

Parameters	Results	Units	Report Limit	MDL	DF	Prepared	Analyzed	CAS No.	Qual
6200B MSV	Analytical Method: SM 6200B Pace Analytical Services - Charlotte								
2,2-Dichloropropane	ND	ug/L	0.50	0.39	1		06/02/22 06:50	594-20-7	
1,1-Dichloropropene	ND	ug/L	0.50	0.43	1		06/02/22 06:50	563-58-6	
cis-1,3-Dichloropropene	ND	ug/L	0.50	0.36	1		06/02/22 06:50	10061-01-5	
trans-1,3-Dichloropropene	ND	ug/L	0.50	0.36	1		06/02/22 06:50	10061-02-6	
Diisopropyl ether	ND	ug/L	0.50	0.31	1		06/02/22 06:50	108-20-3	
Ethylbenzene	ND	ug/L	0.50	0.30	1		06/02/22 06:50	100-41-4	
Hexachloro-1,3-butadiene	ND	ug/L	2.0	1.5	1		06/02/22 06:50	87-68-3	
Isopropylbenzene (Cumene)	ND	ug/L	0.50	0.33	1		06/02/22 06:50	98-82-8	
Methylene Chloride	ND	ug/L	2.0	2.0	1		06/02/22 06:50	75-09-2	
Methyl-tert-butyl ether	ND	ug/L	0.50	0.42	1		06/02/22 06:50	1634-04-4	
Naphthalene	ND	ug/L	2.0	0.64	1		06/02/22 06:50	91-20-3	
n-Propylbenzene	ND	ug/L	0.50	0.34	1		06/02/22 06:50	103-65-1	
Styrene	ND	ug/L	0.50	0.29	1		06/02/22 06:50	100-42-5	
1,1,1,2-Tetrachloroethane	ND	ug/L	0.50	0.31	1		06/02/22 06:50	630-20-6	
1,1,2,2-Tetrachloroethane	ND	ug/L	0.50	0.22	1		06/02/22 06:50	79-34-5	
Tetrachloroethene	ND	ug/L	0.50	0.29	1		06/02/22 06:50	127-18-4	
Toluene	ND	ug/L	0.50	0.48	1		06/02/22 06:50	108-88-3	
1,2,3-Trichlorobenzene	ND	ug/L	2.0	0.81	1		06/02/22 06:50	87-61-6	
1,2,4-Trichlorobenzene	ND	ug/L	2.0	0.64	1		06/02/22 06:50	120-82-1	
1,1,1-Trichloroethane	ND	ug/L	0.50	0.33	1		06/02/22 06:50	71-55-6	
1,1,2-Trichloroethane	ND	ug/L	0.50	0.32	1		06/02/22 06:50	79-00-5	
Trichloroethene	ND	ug/L	0.50	0.38	1		06/02/22 06:50	79-01-6	
Trichlorofluoromethane	ND	ug/L	1.0	0.30	1		06/02/22 06:50	75-69-4	
1,2,3-Trichloropropane	ND	ug/L	0.50	0.26	1		06/02/22 06:50	96-18-4	
1,2,4-Trimethylbenzene	ND	ug/L	0.50	0.50	1		06/02/22 06:50	95-63-6	
1,3,5-Trimethylbenzene	ND	ug/L	0.50	0.33	1		06/02/22 06:50	108-67-8	
Vinyl chloride	ND	ug/L	1.0	0.39	1		06/02/22 06:50	75-01-4	
m&p-Xylene	ND	ug/L	1.0	0.71	1		06/02/22 06:50	179601-23-1	
o-Xylene	ND	ug/L	0.50	0.34	1		06/02/22 06:50	95-47-6	
Surrogates									
1,2-Dichloroethane-d4 (S)	104	%	70-130		1		06/02/22 06:50	17060-07-0	
4-Bromofluorobenzene (S)	94	%	70-130		1		06/02/22 06:50	460-00-4	
Toluene-d8 (S)	99	%	70-130		1		06/02/22 06:50	2037-26-5	

REPORT OF LABORATORY ANALYSIS

This report shall not be reproduced, except in full,
without the written consent of Pace Analytical Services, LLC.

Pace Analytical Services, LLC
9800 Kincey Ave. Suite 100
Huntersville, NC 28078
(704)875-9092

ANALYTICAL RESULTS

Project: CPC HUNTERSVILLE (GW)
Pace Project No.: 92607409

Sample: MW-21 **Lab ID: 92607409003** Collected: 06/01/22 09:25 Received: 06/01/22 16:30 Matrix: Water

Parameters	Results	Units	Report Limit	MDL	DF	Prepared	Analyzed	CAS No.	Qual
VPH NC Water	Analytical Method: MADEP VPH Pace Analytical Services - Charlotte								
Total VPH (C5-C12)	**4220**	ug/L	100	100	2		06/04/22 12:54		N2
Aliphatic (C05-C08)	**4040**	ug/L	100	100	2		06/04/22 12:54		N2
Aliphatic(C09-C12) Adjusted	**133**	ug/L	100	100	2		06/04/22 12:54		N2
Aromatic (C09-C10)	ND	ug/L	100	100	2		06/04/22 12:54		N2
Surrogates									
4-Bromofluorobenzene (FID) (S)	102	%	70-130		2		06/04/22 12:54	460-00-4	
4-Bromofluorobenzene (PID) (S)	83	%	70-130		2		06/04/22 12:54	460-00-4	
6020 MET ICPMS	Analytical Method: EPA 6020B Preparation Method: EPA 3005A Pace Analytical Services - Peachtree Corners, GA								
Lead	ND	ug/L	5.0	0.89	1	06/02/22 11:23	06/03/22 17:25	7439-92-1	
6200B MSV	Analytical Method: SM 6200B Pace Analytical Services - Charlotte								
Benzene	**626**	ug/L	2.5	1.7	5		06/03/22 01:19	71-43-2	
Bromobenzene	ND	ug/L	2.5	1.4	5		06/03/22 01:19	108-86-1	
Bromochloromethane	ND	ug/L	2.5	2.3	5		06/03/22 01:19	74-97-5	
Bromodichloromethane	ND	ug/L	2.5	1.5	5		06/03/22 01:19	75-27-4	
Bromoform	ND	ug/L	2.5	1.7	5		06/03/22 01:19	75-25-2	
Bromomethane	ND	ug/L	25.0	8.3	5		06/03/22 01:19	74-83-9	
n-Butylbenzene	ND	ug/L	2.5	2.4	5		06/03/22 01:19	104-51-8	
sec-Butylbenzene	ND	ug/L	2.5	2.0	5		06/03/22 01:19	135-98-8	
tert-Butylbenzene	ND	ug/L	2.5	1.6	5		06/03/22 01:19	98-06-6	
Carbon tetrachloride	ND	ug/L	2.5	1.7	5		06/03/22 01:19	56-23-5	
Chlorobenzene	ND	ug/L	2.5	1.4	5		06/03/22 01:19	108-90-7	
Chloroethane	ND	ug/L	5.0	3.2	5		06/03/22 01:19	75-00-3	
Chloroform	ND	ug/L	2.5	2.2	5		06/03/22 01:19	67-66-3	
Chloromethane	ND	ug/L	5.0	2.7	5		06/03/22 01:19	74-87-3	
2-Chlorotoluene	ND	ug/L	2.5	1.6	5		06/03/22 01:19	95-49-8	
4-Chlorotoluene	ND	ug/L	2.5	1.6	5		06/03/22 01:19	106-43-4	
1,2-Dibromo-3-chloropropane	ND	ug/L	5.0	1.7	5		06/03/22 01:19	96-12-8	
Dibromochloromethane	ND	ug/L	2.5	1.8	5		06/03/22 01:19	124-48-1	
1,2-Dibromoethane (EDB)	ND	ug/L	2.5	1.4	5		06/03/22 01:19	106-93-4	
Dibromomethane	ND	ug/L	2.5	2.0	5		06/03/22 01:19	74-95-3	
1,2-Dichlorobenzene	ND	ug/L	2.5	1.7	5		06/03/22 01:19	95-50-1	
1,3-Dichlorobenzene	ND	ug/L	2.5	1.7	5		06/03/22 01:19	541-73-1	
1,4-Dichlorobenzene	ND	ug/L	2.5	1.7	5		06/03/22 01:19	106-46-7	
Dichlorodifluoromethane	ND	ug/L	2.5	1.7	5		06/03/22 01:19	75-71-8	
1,1-Dichloroethane	ND	ug/L	2.5	1.8	5		06/03/22 01:19	75-34-3	
1,2-Dichloroethane	ND	ug/L	2.5	1.6	5		06/03/22 01:19	107-06-2	
1,1-Dichloroethene	ND	ug/L	2.5	1.7	5		06/03/22 01:19	75-35-4	
cis-1,2-Dichloroethene	ND	ug/L	2.5	1.9	5		06/03/22 01:19	156-59-2	
trans-1,2-Dichloroethene	ND	ug/L	2.5	2.0	5		06/03/22 01:19	156-60-5	
1,2-Dichloropropane	ND	ug/L	2.5	1.8	5		06/03/22 01:19	78-87-5	
1,3-Dichloropropane	ND	ug/L	2.5	1.4	5		06/03/22 01:19	142-28-9	

REPORT OF LABORATORY ANALYSIS

This report shall not be reproduced, except in full,
without the written consent of Pace Analytical Services, LLC.

Pace Analytical Services, LLC
9800 Kincey Ave. Suite 100
Huntersville, NC 28078
(704)875-9092

ANALYTICAL RESULTS

Project: CPC HUNTERSVILLE (GW)
Pace Project No.: 92607409

Sample: MW-21 **Lab ID: 92607409003** Collected: 06/01/22 09:25 Received: 06/01/22 16:30 Matrix: Water

Parameters	Results	Units	Report Limit	MDL	DF	Prepared	Analyzed	CAS No.	Qual
6200B MSV	Analytical Method: SM 6200B Pace Analytical Services - Charlotte								
2,2-Dichloropropane	ND	ug/L	2.5	1.9	5		06/03/22 01:19	594-20-7	
1,1-Dichloropropene	ND	ug/L	2.5	2.1	5		06/03/22 01:19	563-58-6	
cis-1,3-Dichloropropene	ND	ug/L	2.5	1.8	5		06/03/22 01:19	10061-01-5	
trans-1,3-Dichloropropene	ND	ug/L	2.5	1.8	5		06/03/22 01:19	10061-02-6	
Diisopropyl ether	**93.8**	ug/L	2.5	1.5	5		06/03/22 01:19	108-20-3	
Ethylbenzene	ND	ug/L	2.5	1.5	5		06/03/22 01:19	100-41-4	
Hexachloro-1,3-butadiene	ND	ug/L	10.0	7.6	5		06/03/22 01:19	87-68-3	
Isopropylbenzene (Cumene)	**2.5J**	ug/L	2.5	1.7	5		06/03/22 01:19	98-82-8	
Methylene Chloride	ND	ug/L	10.0	9.8	5		06/03/22 01:19	75-09-2	
Methyl-tert-butyl ether	**39.5**	ug/L	2.5	2.1	5		06/03/22 01:19	1634-04-4	
Naphthalene	**8.9J**	ug/L	10.0	3.2	5		06/03/22 01:19	91-20-3	
n-Propylbenzene	ND	ug/L	2.5	1.7	5		06/03/22 01:19	103-65-1	
Styrene	ND	ug/L	2.5	1.5	5		06/03/22 01:19	100-42-5	
1,1,1,2-Tetrachloroethane	ND	ug/L	2.5	1.6	5		06/03/22 01:19	630-20-6	
1,1,2,2-Tetrachloroethane	ND	ug/L	2.5	1.1	5		06/03/22 01:19	79-34-5	
Tetrachloroethene	ND	ug/L	2.5	1.5	5		06/03/22 01:19	127-18-4	
Toluene	**6.0**	ug/L	2.5	2.4	5		06/03/22 01:19	108-88-3	
1,2,3-Trichlorobenzene	ND	ug/L	10.0	4.0	5		06/03/22 01:19	87-61-6	
1,2,4-Trichlorobenzene	ND	ug/L	10.0	3.2	5		06/03/22 01:19	120-82-1	
1,1,1-Trichloroethane	ND	ug/L	2.5	1.7	5		06/03/22 01:19	71-55-6	
1,1,2-Trichloroethane	ND	ug/L	2.5	1.6	5		06/03/22 01:19	79-00-5	
Trichloroethene	ND	ug/L	2.5	1.9	5		06/03/22 01:19	79-01-6	
Trichlorofluoromethane	ND	ug/L	5.0	1.5	5		06/03/22 01:19	75-69-4	
1,2,3-Trichloropropane	ND	ug/L	2.5	1.3	5		06/03/22 01:19	96-18-4	
1,2,4-Trimethylbenzene	ND	ug/L	2.5	2.5	5		06/03/22 01:19	95-63-6	
1,3,5-Trimethylbenzene	ND	ug/L	2.5	1.7	5		06/03/22 01:19	108-67-8	
Vinyl chloride	ND	ug/L	5.0	1.9	5		06/03/22 01:19	75-01-4	
m&p-Xylene	**5.2**	ug/L	5.0	3.5	5		06/03/22 01:19	179601-23-1	
o-Xylene	**33.2**	ug/L	2.5	1.7	5		06/03/22 01:19	95-47-6	
Surrogates									
1,2-Dichloroethane-d4 (S)	100	%	70-130		5		06/03/22 01:19	17060-07-0	
4-Bromofluorobenzene (S)	98	%	70-130		5		06/03/22 01:19	460-00-4	
Toluene-d8 (S)	102	%	70-130		5		06/03/22 01:19	2037-26-5	

REPORT OF LABORATORY ANALYSIS

This report shall not be reproduced, except in full,
without the written consent of Pace Analytical Services, LLC.

Pace Analytical Services, LLC
9800 Kincey Ave. Suite 100
Huntersville, NC 28078
(704)875-9092

ANALYTICAL RESULTS

Project: CPC HUNTERSVILLE (GW)
Pace Project No.: 92607409

Sample: MW-77 **Lab ID: 92607409004** Collected: 06/01/22 09:30 Received: 06/01/22 16:30 Matrix: Water

Parameters	Results	Units	Report Limit	MDL	DF	Prepared	Analyzed	CAS No.	Qual
VPH NC Water	Analytical Method: MADEP VPH Pace Analytical Services - Charlotte								
Total VPH (C5-C12)	ND	ug/L	50.0	50.0	1		06/02/22 23:26		N2
Aliphatic (C05-C08)	ND	ug/L	50.0	50.0	1		06/02/22 23:26		N2
Aliphatic(C09-C12) Adjusted	ND	ug/L	50.0	50.0	1		06/02/22 23:26		N2
Aromatic (C09-C10)	ND	ug/L	50.0	50.0	1		06/02/22 23:26		N2
Surrogates									
4-Bromofluorobenzene (FID) (S)	95	%	70-130		1		06/02/22 23:26	460-00-4	
4-Bromofluorobenzene (PID) (S)	79	%	70-130		1		06/02/22 23:26	460-00-4	
6020 MET ICPMS	Analytical Method: EPA 6020B Preparation Method: EPA 3005A Pace Analytical Services - Peachtree Corners, GA								
Lead	ND	ug/L	5.0	0.89	1	06/02/22 11:23	06/03/22 17:31	7439-92-1	
6200B MSV	Analytical Method: SM 6200B Pace Analytical Services - Charlotte								
Benzene	ND	ug/L	0.50	0.34	1		06/02/22 19:57	71-43-2	
Bromobenzene	ND	ug/L	0.50	0.29	1		06/02/22 19:57	108-86-1	
Bromochloromethane	ND	ug/L	0.50	0.47	1		06/02/22 19:57	74-97-5	
Bromodichloromethane	ND	ug/L	0.50	0.31	1		06/02/22 19:57	75-27-4	
Bromoform	ND	ug/L	0.50	0.34	1		06/02/22 19:57	75-25-2	
Bromomethane	ND	ug/L	5.0	1.7	1		06/02/22 19:57	74-83-9	M1
n-Butylbenzene	ND	ug/L	0.50	0.49	1		06/02/22 19:57	104-51-8	
sec-Butylbenzene	ND	ug/L	0.50	0.40	1		06/02/22 19:57	135-98-8	
tert-Butylbenzene	ND	ug/L	0.50	0.32	1		06/02/22 19:57	98-06-6	
Carbon tetrachloride	ND	ug/L	0.50	0.33	1		06/02/22 19:57	56-23-5	
Chlorobenzene	ND	ug/L	0.50	0.28	1		06/02/22 19:57	108-90-7	
Chloroethane	ND	ug/L	1.0	0.65	1		06/02/22 19:57	75-00-3	M1
Chloroform	ND	ug/L	0.50	0.43	1		06/02/22 19:57	67-66-3	
Chloromethane	ND	ug/L	1.0	0.54	1		06/02/22 19:57	74-87-3	
2-Chlorotoluene	ND	ug/L	0.50	0.32	1		06/02/22 19:57	95-49-8	
4-Chlorotoluene	ND	ug/L	0.50	0.32	1		06/02/22 19:57	106-43-4	
1,2-Dibromo-3-chloropropane	ND	ug/L	1.0	0.34	1		06/02/22 19:57	96-12-8	
Dibromochloromethane	ND	ug/L	0.50	0.36	1		06/02/22 19:57	124-48-1	
1,2-Dibromoethane (EDB)	ND	ug/L	0.50	0.27	1		06/02/22 19:57	106-93-4	
Dibromomethane	ND	ug/L	0.50	0.39	1		06/02/22 19:57	74-95-3	
1,2-Dichlorobenzene	ND	ug/L	0.50	0.34	1		06/02/22 19:57	95-50-1	
1,3-Dichlorobenzene	ND	ug/L	0.50	0.34	1		06/02/22 19:57	541-73-1	
1,4-Dichlorobenzene	ND	ug/L	0.50	0.33	1		06/02/22 19:57	106-46-7	
Dichlorodifluoromethane	ND	ug/L	0.50	0.35	1		06/02/22 19:57	75-71-8	
1,1-Dichloroethane	ND	ug/L	0.50	0.37	1		06/02/22 19:57	75-34-3	
1,2-Dichloroethane	ND	ug/L	0.50	0.32	1		06/02/22 19:57	107-06-2	
1,1-Dichloroethene	ND	ug/L	0.50	0.35	1		06/02/22 19:57	75-35-4	
cis-1,2-Dichloroethene	ND	ug/L	0.50	0.38	1		06/02/22 19:57	156-59-2	
trans-1,2-Dichloroethene	ND	ug/L	0.50	0.40	1		06/02/22 19:57	156-60-5	
1,2-Dichloropropane	ND	ug/L	0.50	0.36	1		06/02/22 19:57	78-87-5	
1,3-Dichloropropane	ND	ug/L	0.50	0.28	1		06/02/22 19:57	142-28-9	

REPORT OF LABORATORY ANALYSIS

This report shall not be reproduced, except in full,
without the written consent of Pace Analytical Services, LLC.

Pace Analytical Services, LLC
9800 Kincey Ave. Suite 100
Huntersville, NC 28078
(704)875-9092

ANALYTICAL RESULTS

Project: CPC HUNTERSVILLE (GW)
Pace Project No.: 92607409

Sample: MW-77 **Lab ID: 92607409004** Collected: 06/01/22 09:30 Received: 06/01/22 16:30 Matrix: Water

Parameters	Results	Units	Report Limit	MDL	DF	Prepared	Analyzed	CAS No.	Qual
6200B MSV	Analytical Method: SM 6200B Pace Analytical Services - Charlotte								
2,2-Dichloropropane	ND	ug/L	0.50	0.39	1		06/02/22 19:57	594-20-7	
1,1-Dichloropropene	ND	ug/L	0.50	0.43	1		06/02/22 19:57	563-58-6	
cis-1,3-Dichloropropene	ND	ug/L	0.50	0.36	1		06/02/22 19:57	10061-01-5	
trans-1,3-Dichloropropene	ND	ug/L	0.50	0.36	1		06/02/22 19:57	10061-02-6	
Diisopropyl ether	ND	ug/L	0.50	0.31	1		06/02/22 19:57	108-20-3	
Ethylbenzene	ND	ug/L	0.50	0.30	1		06/02/22 19:57	100-41-4	
Hexachloro-1,3-butadiene	ND	ug/L	2.0	1.5	1		06/02/22 19:57	87-68-3	M1
Isopropylbenzene (Cumene)	ND	ug/L	0.50	0.33	1		06/02/22 19:57	98-82-8	
Methylene Chloride	ND	ug/L	2.0	2.0	1		06/02/22 19:57	75-09-2	
Methyl-tert-butyl ether	ND	ug/L	0.50	0.42	1		06/02/22 19:57	1634-04-4	
Naphthalene	ND	ug/L	2.0	0.64	1		06/02/22 19:57	91-20-3	
n-Propylbenzene	ND	ug/L	0.50	0.34	1		06/02/22 19:57	103-65-1	
Styrene	ND	ug/L	0.50	0.29	1		06/02/22 19:57	100-42-5	
1,1,1,2-Tetrachloroethane	ND	ug/L	0.50	0.31	1		06/02/22 19:57	630-20-6	
1,1,2,2-Tetrachloroethane	ND	ug/L	0.50	0.22	1		06/02/22 19:57	79-34-5	
Tetrachloroethene	ND	ug/L	0.50	0.29	1		06/02/22 19:57	127-18-4	
Toluene	ND	ug/L	0.50	0.48	1		06/02/22 19:57	108-88-3	
1,2,3-Trichlorobenzene	ND	ug/L	2.0	0.81	1		06/02/22 19:57	87-61-6	
1,2,4-Trichlorobenzene	ND	ug/L	2.0	0.64	1		06/02/22 19:57	120-82-1	
1,1,1-Trichloroethane	ND	ug/L	0.50	0.33	1		06/02/22 19:57	71-55-6	
1,1,2-Trichloroethane	ND	ug/L	0.50	0.32	1		06/02/22 19:57	79-00-5	
Trichloroethene	ND	ug/L	0.50	0.38	1		06/02/22 19:57	79-01-6	
Trichlorofluoromethane	ND	ug/L	1.0	0.30	1		06/02/22 19:57	75-69-4	
1,2,3-Trichloropropane	ND	ug/L	0.50	0.26	1		06/02/22 19:57	96-18-4	
1,2,4-Trimethylbenzene	ND	ug/L	0.50	0.50	1		06/02/22 19:57	95-63-6	
1,3,5-Trimethylbenzene	ND	ug/L	0.50	0.33	1		06/02/22 19:57	108-67-8	
Vinyl chloride	ND	ug/L	1.0	0.39	1		06/02/22 19:57	75-01-4	
m&p-Xylene	ND	ug/L	1.0	0.71	1		06/02/22 19:57	179601-23-1	
o-Xylene	ND	ug/L	0.50	0.34	1		06/02/22 19:57	95-47-6	
Surrogates									
1,2-Dichloroethane-d4 (S)	94	%	70-130		1		06/02/22 19:57	17060-07-0	
4-Bromofluorobenzene (S)	99	%	70-130		1		06/02/22 19:57	460-00-4	
Toluene-d8 (S)	107	%	70-130		1		06/02/22 19:57	2037-26-5	

REPORT OF LABORATORY ANALYSIS

This report shall not be reproduced, except in full,
without the written consent of Pace Analytical Services, LLC.

Pace Analytical Services, LLC
9800 Kincey Ave. Suite 100
Huntersville, NC 28078
(704)875-9092

ANALYTICAL RESULTS

Project: CPC HUNTERSVILLE (GW)
Pace Project No.: 92607409

Sample: MW-81 **Lab ID: 92607409005** Collected: 06/01/22 09:45 Received: 06/01/22 16:30 Matrix: Water

Parameters	Results	Units	Report Limit	MDL	DF	Prepared	Analyzed	CAS No.	Qual
VPH NC Water	Analytical Method: MADEP VPH Pace Analytical Services - Charlotte								
Total VPH (C5-C12)	ND	ug/L	50.0	50.0	1		06/02/22 23:54		N2
Aliphatic (C05-C08)	ND	ug/L	50.0	50.0	1		06/02/22 23:54		N2
Aliphatic(C09-C12) Adjusted	ND	ug/L	50.0	50.0	1		06/02/22 23:54		N2
Aromatic (C09-C10)	ND	ug/L	50.0	50.0	1		06/02/22 23:54		N2
Surrogates									
4-Bromofluorobenzene (FID) (S)	100	%	70-130		1		06/02/22 23:54	460-00-4	
4-Bromofluorobenzene (PID) (S)	83	%	70-130		1		06/02/22 23:54	460-00-4	
6020 MET ICPMS	Analytical Method: EPA 6020B Preparation Method: EPA 3005A Pace Analytical Services - Peachtree Corners, GA								
Lead	**3.5J**	ug/L	5.0	0.89	1	06/02/22 11:23	06/03/22 17:37	7439-92-1	
6200B MSV	Analytical Method: SM 6200B Pace Analytical Services - Charlotte								
Benzene	ND	ug/L	0.50	0.34	1		06/02/22 02:13	71-43-2	
Bromobenzene	ND	ug/L	0.50	0.29	1		06/02/22 02:13	108-86-1	
Bromochloromethane	ND	ug/L	0.50	0.47	1		06/02/22 02:13	74-97-5	
Bromodichloromethane	ND	ug/L	0.50	0.31	1		06/02/22 02:13	75-27-4	
Bromoform	ND	ug/L	0.50	0.34	1		06/02/22 02:13	75-25-2	
Bromomethane	ND	ug/L	5.0	1.7	1		06/02/22 02:13	74-83-9	
n-Butylbenzene	ND	ug/L	0.50	0.49	1		06/02/22 02:13	104-51-8	
sec-Butylbenzene	ND	ug/L	0.50	0.40	1		06/02/22 02:13	135-98-8	
tert-Butylbenzene	ND	ug/L	0.50	0.32	1		06/02/22 02:13	98-06-6	
Carbon tetrachloride	ND	ug/L	0.50	0.33	1		06/02/22 02:13	56-23-5	
Chlorobenzene	ND	ug/L	0.50	0.28	1		06/02/22 02:13	108-90-7	
Chloroethane	ND	ug/L	1.0	0.65	1		06/02/22 02:13	75-00-3	
Chloroform	ND	ug/L	0.50	0.43	1		06/02/22 02:13	67-66-3	
Chloromethane	ND	ug/L	1.0	0.54	1		06/02/22 02:13	74-87-3	
2-Chlorotoluene	ND	ug/L	0.50	0.32	1		06/02/22 02:13	95-49-8	
4-Chlorotoluene	ND	ug/L	0.50	0.32	1		06/02/22 02:13	106-43-4	
1,2-Dibromo-3-chloropropane	ND	ug/L	1.0	0.34	1		06/02/22 02:13	96-12-8	
Dibromochloromethane	ND	ug/L	0.50	0.36	1		06/02/22 02:13	124-48-1	
1,2-Dibromoethane (EDB)	ND	ug/L	0.50	0.27	1		06/02/22 02:13	106-93-4	
Dibromomethane	ND	ug/L	0.50	0.39	1		06/02/22 02:13	74-95-3	
1,2-Dichlorobenzene	ND	ug/L	0.50	0.34	1		06/02/22 02:13	95-50-1	
1,3-Dichlorobenzene	ND	ug/L	0.50	0.34	1		06/02/22 02:13	541-73-1	
1,4-Dichlorobenzene	ND	ug/L	0.50	0.33	1		06/02/22 02:13	106-46-7	
Dichlorodifluoromethane	ND	ug/L	0.50	0.35	1		06/02/22 02:13	75-71-8	
1,1-Dichloroethane	ND	ug/L	0.50	0.37	1		06/02/22 02:13	75-34-3	
1,2-Dichloroethane	ND	ug/L	0.50	0.32	1		06/02/22 02:13	107-06-2	
1,1-Dichloroethene	ND	ug/L	0.50	0.35	1		06/02/22 02:13	75-35-4	
cis-1,2-Dichloroethene	ND	ug/L	0.50	0.38	1		06/02/22 02:13	156-59-2	
trans-1,2-Dichloroethene	ND	ug/L	0.50	0.40	1		06/02/22 02:13	156-60-5	
1,2-Dichloropropane	ND	ug/L	0.50	0.36	1		06/02/22 02:13	78-87-5	
1,3-Dichloropropane	ND	ug/L	0.50	0.28	1		06/02/22 02:13	142-28-9	

REPORT OF LABORATORY ANALYSIS

This report shall not be reproduced, except in full,
without the written consent of Pace Analytical Services, LLC.

Pace Analytical Services, LLC
9800 Kincey Ave. Suite 100
Huntersville, NC 28078
(704)875-9092

ANALYTICAL RESULTS

Project: CPC HUNTERSVILLE (GW)
Pace Project No.: 92607409

Sample: MW-81 **Lab ID: 92607409005** Collected: 06/01/22 09:45 Received: 06/01/22 16:30 Matrix: Water

Parameters	Results	Units	Report Limit	MDL	DF	Prepared	Analyzed	CAS No.	Qual
6200B MSV	Analytical Method: SM 6200B Pace Analytical Services - Charlotte								
2,2-Dichloropropane	ND	ug/L	0.50	0.39	1		06/02/22 02:13	594-20-7	
1,1-Dichloropropene	ND	ug/L	0.50	0.43	1		06/02/22 02:13	563-58-6	
cis-1,3-Dichloropropene	ND	ug/L	0.50	0.36	1		06/02/22 02:13	10061-01-5	
trans-1,3-Dichloropropene	ND	ug/L	0.50	0.36	1		06/02/22 02:13	10061-02-6	
Diisopropyl ether	ND	ug/L	0.50	0.31	1		06/02/22 02:13	108-20-3	
Ethylbenzene	ND	ug/L	0.50	0.30	1		06/02/22 02:13	100-41-4	
Hexachloro-1,3-butadiene	ND	ug/L	2.0	1.5	1		06/02/22 02:13	87-68-3	
Isopropylbenzene (Cumene)	ND	ug/L	0.50	0.33	1		06/02/22 02:13	98-82-8	
Methylene Chloride	ND	ug/L	2.0	2.0	1		06/02/22 02:13	75-09-2	
Methyl-tert-butyl ether	ND	ug/L	0.50	0.42	1		06/02/22 02:13	1634-04-4	
Naphthalene	ND	ug/L	2.0	0.64	1		06/02/22 02:13	91-20-3	
n-Propylbenzene	ND	ug/L	0.50	0.34	1		06/02/22 02:13	103-65-1	
Styrene	ND	ug/L	0.50	0.29	1		06/02/22 02:13	100-42-5	
1,1,1,2-Tetrachloroethane	ND	ug/L	0.50	0.31	1		06/02/22 02:13	630-20-6	
1,1,2,2-Tetrachloroethane	ND	ug/L	0.50	0.22	1		06/02/22 02:13	79-34-5	
Tetrachloroethene	ND	ug/L	0.50	0.29	1		06/02/22 02:13	127-18-4	
Toluene	ND	ug/L	0.50	0.48	1		06/02/22 02:13	108-88-3	
1,2,3-Trichlorobenzene	ND	ug/L	2.0	0.81	1		06/02/22 02:13	87-61-6	
1,2,4-Trichlorobenzene	ND	ug/L	2.0	0.64	1		06/02/22 02:13	120-82-1	
1,1,1-Trichloroethane	ND	ug/L	0.50	0.33	1		06/02/22 02:13	71-55-6	
1,1,2-Trichloroethane	ND	ug/L	0.50	0.32	1		06/02/22 02:13	79-00-5	
Trichloroethene	ND	ug/L	0.50	0.38	1		06/02/22 02:13	79-01-6	
Trichlorofluoromethane	ND	ug/L	1.0	0.30	1		06/02/22 02:13	75-69-4	
1,2,3-Trichloropropane	ND	ug/L	0.50	0.26	1		06/02/22 02:13	96-18-4	
1,2,4-Trimethylbenzene	ND	ug/L	0.50	0.50	1		06/02/22 02:13	95-63-6	
1,3,5-Trimethylbenzene	ND	ug/L	0.50	0.33	1		06/02/22 02:13	108-67-8	
Vinyl chloride	ND	ug/L	1.0	0.39	1		06/02/22 02:13	75-01-4	
m&p-Xylene	ND	ug/L	1.0	0.71	1		06/02/22 02:13	179601-23-1	
o-Xylene	ND	ug/L	0.50	0.34	1		06/02/22 02:13	95-47-6	
Surrogates									
1,2-Dichloroethane-d4 (S)	103	%	70-130		1		06/02/22 02:13	17060-07-0	
4-Bromofluorobenzene (S)	95	%	70-130		1		06/02/22 02:13	460-00-4	
Toluene-d8 (S)	99	%	70-130		1		06/02/22 02:13	2037-26-5	

REPORT OF LABORATORY ANALYSIS

This report shall not be reproduced, except in full,
without the written consent of Pace Analytical Services, LLC.

Pace Analytical Services, LLC
9800 Kincey Ave. Suite 100
Huntersville, NC 28078
(704)875-9092

ANALYTICAL RESULTS

Project: CPC HUNTERSVILLE (GW)
Pace Project No.: 92607409

Sample: MW-16 **Lab ID: 92607409006** Collected: 06/01/22 10:40 Received: 06/01/22 16:30 Matrix: Water

Parameters	Results	Units	Report Limit	MDL	DF	Prepared	Analyzed	CAS No.	Qual
VPH NC Water	Analytical Method: MADEP VPH Pace Analytical Services - Charlotte								
Total VPH (C5-C12)	ND	ug/L	50.0	50.0	1		06/03/22 00:23		N2
Aliphatic (C05-C08)	ND	ug/L	50.0	50.0	1		06/03/22 00:23		N2
Aliphatic(C09-C12) Adjusted	ND	ug/L	50.0	50.0	1		06/03/22 00:23		N2
Aromatic (C09-C10)	ND	ug/L	50.0	50.0	1		06/03/22 00:23		N2
Surrogates									
4-Bromofluorobenzene (FID) (S)	97	%	70-130		1		06/03/22 00:23	460-00-4	
4-Bromofluorobenzene (PID) (S)	81	%	70-130		1		06/03/22 00:23	460-00-4	
6020 MET ICPMS	Analytical Method: EPA 6020B Preparation Method: EPA 3005A Pace Analytical Services - Peachtree Corners, GA								
Lead	**3.0J**	ug/L	5.0	0.89	1	06/02/22 11:23	06/03/22 18:27	7439-92-1	
6200B MSV	Analytical Method: SM 6200B Pace Analytical Services - Charlotte								
Benzene	ND	ug/L	0.50	0.34	1		06/02/22 02:31	71-43-2	
Bromobenzene	ND	ug/L	0.50	0.29	1		06/02/22 02:31	108-86-1	
Bromochloromethane	ND	ug/L	0.50	0.47	1		06/02/22 02:31	74-97-5	
Bromodichloromethane	ND	ug/L	0.50	0.31	1		06/02/22 02:31	75-27-4	
Bromoform	ND	ug/L	0.50	0.34	1		06/02/22 02:31	75-25-2	
Bromomethane	ND	ug/L	5.0	1.7	1		06/02/22 02:31	74-83-9	
n-Butylbenzene	ND	ug/L	0.50	0.49	1		06/02/22 02:31	104-51-8	
sec-Butylbenzene	ND	ug/L	0.50	0.40	1		06/02/22 02:31	135-98-8	
tert-Butylbenzene	ND	ug/L	0.50	0.32	1		06/02/22 02:31	98-06-6	
Carbon tetrachloride	ND	ug/L	0.50	0.33	1		06/02/22 02:31	56-23-5	
Chlorobenzene	ND	ug/L	0.50	0.28	1		06/02/22 02:31	108-90-7	
Chloroethane	ND	ug/L	1.0	0.65	1		06/02/22 02:31	75-00-3	
Chloroform	ND	ug/L	0.50	0.43	1		06/02/22 02:31	67-66-3	
Chloromethane	ND	ug/L	1.0	0.54	1		06/02/22 02:31	74-87-3	
2-Chlorotoluene	ND	ug/L	0.50	0.32	1		06/02/22 02:31	95-49-8	
4-Chlorotoluene	ND	ug/L	0.50	0.32	1		06/02/22 02:31	106-43-4	
1,2-Dibromo-3-chloropropane	ND	ug/L	1.0	0.34	1		06/02/22 02:31	96-12-8	
Dibromochloromethane	ND	ug/L	0.50	0.36	1		06/02/22 02:31	124-48-1	
1,2-Dibromoethane (EDB)	ND	ug/L	0.50	0.27	1		06/02/22 02:31	106-93-4	
Dibromomethane	ND	ug/L	0.50	0.39	1		06/02/22 02:31	74-95-3	
1,2-Dichlorobenzene	ND	ug/L	0.50	0.34	1		06/02/22 02:31	95-50-1	
1,3-Dichlorobenzene	ND	ug/L	0.50	0.34	1		06/02/22 02:31	541-73-1	
1,4-Dichlorobenzene	ND	ug/L	0.50	0.33	1		06/02/22 02:31	106-46-7	
Dichlorodifluoromethane	ND	ug/L	0.50	0.35	1		06/02/22 02:31	75-71-8	
1,1-Dichloroethane	ND	ug/L	0.50	0.37	1		06/02/22 02:31	75-34-3	
1,2-Dichloroethane	ND	ug/L	0.50	0.32	1		06/02/22 02:31	107-06-2	
1,1-Dichloroethene	ND	ug/L	0.50	0.35	1		06/02/22 02:31	75-35-4	
cis-1,2-Dichloroethene	ND	ug/L	0.50	0.38	1		06/02/22 02:31	156-59-2	
trans-1,2-Dichloroethene	ND	ug/L	0.50	0.40	1		06/02/22 02:31	156-60-5	
1,2-Dichloropropane	ND	ug/L	0.50	0.36	1		06/02/22 02:31	78-87-5	
1,3-Dichloropropane	ND	ug/L	0.50	0.28	1		06/02/22 02:31	142-28-9	

REPORT OF LABORATORY ANALYSIS

This report shall not be reproduced, except in full,
without the written consent of Pace Analytical Services, LLC.

Pace Analytical Services, LLC
9800 Kincey Ave. Suite 100
Huntersville, NC 28078
(704)875-9092

ANALYTICAL RESULTS

Project: CPC HUNTERSVILLE (GW)
Pace Project No.: 92607409

Sample: MW-16 **Lab ID: 92607409006** Collected: 06/01/22 10:40 Received: 06/01/22 16:30 Matrix: Water

Parameters	Results	Units	Report Limit	MDL	DF	Prepared	Analyzed	CAS No.	Qual
6200B MSV	Analytical Method: SM 6200B Pace Analytical Services - Charlotte								
2,2-Dichloropropane	ND	ug/L	0.50	0.39	1		06/02/22 02:31	594-20-7	
1,1-Dichloropropene	ND	ug/L	0.50	0.43	1		06/02/22 02:31	563-58-6	
cis-1,3-Dichloropropene	ND	ug/L	0.50	0.36	1		06/02/22 02:31	10061-01-5	
trans-1,3-Dichloropropene	ND	ug/L	0.50	0.36	1		06/02/22 02:31	10061-02-6	
Diisopropyl ether	ND	ug/L	0.50	0.31	1		06/02/22 02:31	108-20-3	
Ethylbenzene	ND	ug/L	0.50	0.30	1		06/02/22 02:31	100-41-4	
Hexachloro-1,3-butadiene	ND	ug/L	2.0	1.5	1		06/02/22 02:31	87-68-3	
Isopropylbenzene (Cumene)	ND	ug/L	0.50	0.33	1		06/02/22 02:31	98-82-8	
Methylene Chloride	ND	ug/L	2.0	2.0	1		06/02/22 02:31	75-09-2	
Methyl-tert-butyl ether	ND	ug/L	0.50	0.42	1		06/02/22 02:31	1634-04-4	
Naphthalene	ND	ug/L	2.0	0.64	1		06/02/22 02:31	91-20-3	
n-Propylbenzene	ND	ug/L	0.50	0.34	1		06/02/22 02:31	103-65-1	
Styrene	ND	ug/L	0.50	0.29	1		06/02/22 02:31	100-42-5	
1,1,1,2-Tetrachloroethane	ND	ug/L	0.50	0.31	1		06/02/22 02:31	630-20-6	
1,1,2,2-Tetrachloroethane	ND	ug/L	0.50	0.22	1		06/02/22 02:31	79-34-5	
Tetrachloroethene	ND	ug/L	0.50	0.29	1		06/02/22 02:31	127-18-4	
Toluene	ND	ug/L	0.50	0.48	1		06/02/22 02:31	108-88-3	
1,2,3-Trichlorobenzene	ND	ug/L	2.0	0.81	1		06/02/22 02:31	87-61-6	
1,2,4-Trichlorobenzene	ND	ug/L	2.0	0.64	1		06/02/22 02:31	120-82-1	
1,1,1-Trichloroethane	ND	ug/L	0.50	0.33	1		06/02/22 02:31	71-55-6	
1,1,2-Trichloroethane	ND	ug/L	0.50	0.32	1		06/02/22 02:31	79-00-5	
Trichloroethene	ND	ug/L	0.50	0.38	1		06/02/22 02:31	79-01-6	
Trichlorofluoromethane	ND	ug/L	1.0	0.30	1		06/02/22 02:31	75-69-4	
1,2,3-Trichloropropane	ND	ug/L	0.50	0.26	1		06/02/22 02:31	96-18-4	
1,2,4-Trimethylbenzene	ND	ug/L	0.50	0.50	1		06/02/22 02:31	95-63-6	
1,3,5-Trimethylbenzene	ND	ug/L	0.50	0.33	1		06/02/22 02:31	108-67-8	
Vinyl chloride	ND	ug/L	1.0	0.39	1		06/02/22 02:31	75-01-4	
m&p-Xylene	ND	ug/L	1.0	0.71	1		06/02/22 02:31	179601-23-1	
o-Xylene	ND	ug/L	0.50	0.34	1		06/02/22 02:31	95-47-6	
Surrogates									
1,2-Dichloroethane-d4 (S)	103	%	70-130		1		06/02/22 02:31	17060-07-0	
4-Bromofluorobenzene (S)	95	%	70-130		1		06/02/22 02:31	460-00-4	
Toluene-d8 (S)	98	%	70-130		1		06/02/22 02:31	2037-26-5	

REPORT OF LABORATORY ANALYSIS

This report shall not be reproduced, except in full,
without the written consent of Pace Analytical Services, LLC.

Pace Analytical Services, LLC
9800 Kincey Ave. Suite 100
Huntersville, NC 28078
(704)875-9092

ANALYTICAL RESULTS

Project: CPC HUNTERSVILLE (GW)
Pace Project No.: 92607409

Sample: MW-23 **Lab ID: 92607409007** Collected: 06/01/22 11:15 Received: 06/01/22 16:30 Matrix: Water

Parameters	Results	Units	Report Limit	MDL	DF	Prepared	Analyzed	CAS No.	Qual
VPH NC Water	Analytical Method: MADEP VPH Pace Analytical Services - Charlotte								
Total VPH (C5-C12)	ND	ug/L	50.0	50.0	1		06/03/22 00:52		N2
Aliphatic (C05-C08)	ND	ug/L	50.0	50.0	1		06/03/22 00:52		N2
Aliphatic(C09-C12) Adjusted	ND	ug/L	50.0	50.0	1		06/03/22 00:52		N2
Aromatic (C09-C10)	ND	ug/L	50.0	50.0	1		06/03/22 00:52		N2
Surrogates									
4-Bromofluorobenzene (FID) (S)	100	%	70-130		1		06/03/22 00:52	460-00-4	
4-Bromofluorobenzene (PID) (S)	83	%	70-130		1		06/03/22 00:52	460-00-4	
6020 MET ICPMS	Analytical Method: EPA 6020B Preparation Method: EPA 3005A Pace Analytical Services - Peachtree Corners, GA								
Lead	**9.2**	ug/L	5.0	0.89	1	06/02/22 14:26	06/03/22 19:26	7439-92-1	
6200B MSV	Analytical Method: SM 6200B Pace Analytical Services - Charlotte								
Benzene	ND	ug/L	0.50	0.34	1		06/02/22 02:50	71-43-2	
Bromobenzene	ND	ug/L	0.50	0.29	1		06/02/22 02:50	108-86-1	
Bromochloromethane	ND	ug/L	0.50	0.47	1		06/02/22 02:50	74-97-5	
Bromodichloromethane	ND	ug/L	0.50	0.31	1		06/02/22 02:50	75-27-4	
Bromoform	ND	ug/L	0.50	0.34	1		06/02/22 02:50	75-25-2	
Bromomethane	ND	ug/L	5.0	1.7	1		06/02/22 02:50	74-83-9	
n-Butylbenzene	ND	ug/L	0.50	0.49	1		06/02/22 02:50	104-51-8	
sec-Butylbenzene	ND	ug/L	0.50	0.40	1		06/02/22 02:50	135-98-8	
tert-Butylbenzene	ND	ug/L	0.50	0.32	1		06/02/22 02:50	98-06-6	
Carbon tetrachloride	ND	ug/L	0.50	0.33	1		06/02/22 02:50	56-23-5	
Chlorobenzene	ND	ug/L	0.50	0.28	1		06/02/22 02:50	108-90-7	
Chloroethane	ND	ug/L	1.0	0.65	1		06/02/22 02:50	75-00-3	
Chloroform	ND	ug/L	0.50	0.43	1		06/02/22 02:50	67-66-3	
Chloromethane	ND	ug/L	1.0	0.54	1		06/02/22 02:50	74-87-3	
2-Chlorotoluene	ND	ug/L	0.50	0.32	1		06/02/22 02:50	95-49-8	
4-Chlorotoluene	ND	ug/L	0.50	0.32	1		06/02/22 02:50	106-43-4	
1,2-Dibromo-3-chloropropane	ND	ug/L	1.0	0.34	1		06/02/22 02:50	96-12-8	
Dibromochloromethane	ND	ug/L	0.50	0.36	1		06/02/22 02:50	124-48-1	
1,2-Dibromoethane (EDB)	ND	ug/L	0.50	0.27	1		06/02/22 02:50	106-93-4	
Dibromomethane	ND	ug/L	0.50	0.39	1		06/02/22 02:50	74-95-3	
1,2-Dichlorobenzene	ND	ug/L	0.50	0.34	1		06/02/22 02:50	95-50-1	
1,3-Dichlorobenzene	ND	ug/L	0.50	0.34	1		06/02/22 02:50	541-73-1	
1,4-Dichlorobenzene	ND	ug/L	0.50	0.33	1		06/02/22 02:50	106-46-7	
Dichlorodifluoromethane	ND	ug/L	0.50	0.35	1		06/02/22 02:50	75-71-8	
1,1-Dichloroethane	ND	ug/L	0.50	0.37	1		06/02/22 02:50	75-34-3	
1,2-Dichloroethane	ND	ug/L	0.50	0.32	1		06/02/22 02:50	107-06-2	
1,1-Dichloroethene	ND	ug/L	0.50	0.35	1		06/02/22 02:50	75-35-4	
cis-1,2-Dichloroethene	ND	ug/L	0.50	0.38	1		06/02/22 02:50	156-59-2	
trans-1,2-Dichloroethene	ND	ug/L	0.50	0.40	1		06/02/22 02:50	156-60-5	
1,2-Dichloropropane	ND	ug/L	0.50	0.36	1		06/02/22 02:50	78-87-5	
1,3-Dichloropropane	ND	ug/L	0.50	0.28	1		06/02/22 02:50	142-28-9	

REPORT OF LABORATORY ANALYSIS

This report shall not be reproduced, except in full,
without the written consent of Pace Analytical Services, LLC.

Pace Analytical Services, LLC
9800 Kincey Ave. Suite 100
Huntersville, NC 28078
(704)875-9092

ANALYTICAL RESULTS

Project: CPC HUNTERSVILLE (GW)
Pace Project No.: 92607409

Sample: MW-23 **Lab ID: 92607409007** Collected: 06/01/22 11:15 Received: 06/01/22 16:30 Matrix: Water

Parameters	Results	Units	Report Limit	MDL	DF	Prepared	Analyzed	CAS No.	Qual
6200B MSV	Analytical Method: SM 6200B Pace Analytical Services - Charlotte								
2,2-Dichloropropane	ND	ug/L	0.50	0.39	1		06/02/22 02:50	594-20-7	
1,1-Dichloropropene	ND	ug/L	0.50	0.43	1		06/02/22 02:50	563-58-6	
cis-1,3-Dichloropropene	ND	ug/L	0.50	0.36	1		06/02/22 02:50	10061-01-5	
trans-1,3-Dichloropropene	ND	ug/L	0.50	0.36	1		06/02/22 02:50	10061-02-6	
Diisopropyl ether	ND	ug/L	0.50	0.31	1		06/02/22 02:50	108-20-3	
Ethylbenzene	ND	ug/L	0.50	0.30	1		06/02/22 02:50	100-41-4	
Hexachloro-1,3-butadiene	ND	ug/L	2.0	1.5	1		06/02/22 02:50	87-68-3	
Isopropylbenzene (Cumene)	ND	ug/L	0.50	0.33	1		06/02/22 02:50	98-82-8	
Methylene Chloride	ND	ug/L	2.0	2.0	1		06/02/22 02:50	75-09-2	
Methyl-tert-butyl ether	ND	ug/L	0.50	0.42	1		06/02/22 02:50	1634-04-4	
Naphthalene	ND	ug/L	2.0	0.64	1		06/02/22 02:50	91-20-3	
n-Propylbenzene	ND	ug/L	0.50	0.34	1		06/02/22 02:50	103-65-1	
Styrene	ND	ug/L	0.50	0.29	1		06/02/22 02:50	100-42-5	
1,1,1,2-Tetrachloroethane	ND	ug/L	0.50	0.31	1		06/02/22 02:50	630-20-6	
1,1,2,2-Tetrachloroethane	ND	ug/L	0.50	0.22	1		06/02/22 02:50	79-34-5	
Tetrachloroethene	ND	ug/L	0.50	0.29	1		06/02/22 02:50	127-18-4	
Toluene	ND	ug/L	0.50	0.48	1		06/02/22 02:50	108-88-3	
1,2,3-Trichlorobenzene	ND	ug/L	2.0	0.81	1		06/02/22 02:50	87-61-6	
1,2,4-Trichlorobenzene	ND	ug/L	2.0	0.64	1		06/02/22 02:50	120-82-1	
1,1,1-Trichloroethane	ND	ug/L	0.50	0.33	1		06/02/22 02:50	71-55-6	
1,1,2-Trichloroethane	ND	ug/L	0.50	0.32	1		06/02/22 02:50	79-00-5	
Trichloroethene	ND	ug/L	0.50	0.38	1		06/02/22 02:50	79-01-6	
Trichlorofluoromethane	ND	ug/L	1.0	0.30	1		06/02/22 02:50	75-69-4	
1,2,3-Trichloropropane	ND	ug/L	0.50	0.26	1		06/02/22 02:50	96-18-4	
1,2,4-Trimethylbenzene	ND	ug/L	0.50	0.50	1		06/02/22 02:50	95-63-6	
1,3,5-Trimethylbenzene	ND	ug/L	0.50	0.33	1		06/02/22 02:50	108-67-8	
Vinyl chloride	ND	ug/L	1.0	0.39	1		06/02/22 02:50	75-01-4	
m&p-Xylene	ND	ug/L	1.0	0.71	1		06/02/22 02:50	179601-23-1	
o-Xylene	ND	ug/L	0.50	0.34	1		06/02/22 02:50	95-47-6	
Surrogates									
1,2-Dichloroethane-d4 (S)	103	%	70-130		1		06/02/22 02:50	17060-07-0	
4-Bromofluorobenzene (S)	95	%	70-130		1		06/02/22 02:50	460-00-4	
Toluene-d8 (S)	98	%	70-130		1		06/02/22 02:50	2037-26-5	

REPORT OF LABORATORY ANALYSIS

This report shall not be reproduced, except in full,
without the written consent of Pace Analytical Services, LLC.

Pace Analytical Services, LLC
9800 Kincey Ave. Suite 100
Huntersville, NC 28078
(704)875-9092

ANALYTICAL RESULTS

Project: CPC HUNTERSVILLE (GW)
Pace Project No.: 92607409

Sample: MW-79 **Lab ID: 92607409008** Collected: 06/01/22 11:25 Received: 06/01/22 16:30 Matrix: Water

Parameters	Results	Units	Report Limit	MDL	DF	Prepared	Analyzed	CAS No.	Qual
VPH NC Water	Analytical Method: MADEP VPH Pace Analytical Services - Charlotte								
Total VPH (C5-C12)	ND	ug/L	50.0	50.0	1		06/03/22 01:21		N2
Aliphatic (C05-C08)	ND	ug/L	50.0	50.0	1		06/03/22 01:21		N2
Aliphatic(C09-C12) Adjusted	ND	ug/L	50.0	50.0	1		06/03/22 01:21		N2
Aromatic (C09-C10)	ND	ug/L	50.0	50.0	1		06/03/22 01:21		N2
Surrogates									
4-Bromofluorobenzene (FID) (S)	102	%	70-130		1		06/03/22 01:21	460-00-4	
4-Bromofluorobenzene (PID) (S)	85	%	70-130		1		06/03/22 01:21	460-00-4	
6020 MET ICPMS	Analytical Method: EPA 6020B Preparation Method: EPA 3005A Pace Analytical Services - Peachtree Corners, GA								
Lead	**1.1J**	ug/L	5.0	0.89	1	06/02/22 11:23	06/03/22 18:33	7439-92-1	
6200B MSV	Analytical Method: SM 6200B Pace Analytical Services - Charlotte								
Benzene	ND	ug/L	0.50	0.34	1		06/02/22 07:27	71-43-2	
Bromobenzene	ND	ug/L	0.50	0.29	1		06/02/22 07:27	108-86-1	
Bromochloromethane	ND	ug/L	0.50	0.47	1		06/02/22 07:27	74-97-5	M1
Bromodichloromethane	ND	ug/L	0.50	0.31	1		06/02/22 07:27	75-27-4	
Bromoform	ND	ug/L	0.50	0.34	1		06/02/22 07:27	75-25-2	
Bromomethane	ND	ug/L	5.0	1.7	1		06/02/22 07:27	74-83-9	
n-Butylbenzene	ND	ug/L	0.50	0.49	1		06/02/22 07:27	104-51-8	
sec-Butylbenzene	ND	ug/L	0.50	0.40	1		06/02/22 07:27	135-98-8	
tert-Butylbenzene	ND	ug/L	0.50	0.32	1		06/02/22 07:27	98-06-6	
Carbon tetrachloride	ND	ug/L	0.50	0.33	1		06/02/22 07:27	56-23-5	
Chlorobenzene	ND	ug/L	0.50	0.28	1		06/02/22 07:27	108-90-7	
Chloroethane	ND	ug/L	1.0	0.65	1		06/02/22 07:27	75-00-3	M1
Chloroform	ND	ug/L	0.50	0.43	1		06/02/22 07:27	67-66-3	M1
Chloromethane	ND	ug/L	1.0	0.54	1		06/02/22 07:27	74-87-3	
2-Chlorotoluene	ND	ug/L	0.50	0.32	1		06/02/22 07:27	95-49-8	
4-Chlorotoluene	ND	ug/L	0.50	0.32	1		06/02/22 07:27	106-43-4	
1,2-Dibromo-3-chloropropane	ND	ug/L	1.0	0.34	1		06/02/22 07:27	96-12-8	
Dibromochloromethane	ND	ug/L	0.50	0.36	1		06/02/22 07:27	124-48-1	
1,2-Dibromoethane (EDB)	ND	ug/L	0.50	0.27	1		06/02/22 07:27	106-93-4	
Dibromomethane	ND	ug/L	0.50	0.39	1		06/02/22 07:27	74-95-3	
1,2-Dichlorobenzene	ND	ug/L	0.50	0.34	1		06/02/22 07:27	95-50-1	
1,3-Dichlorobenzene	ND	ug/L	0.50	0.34	1		06/02/22 07:27	541-73-1	
1,4-Dichlorobenzene	ND	ug/L	0.50	0.33	1		06/02/22 07:27	106-46-7	
Dichlorodifluoromethane	ND	ug/L	0.50	0.35	1		06/02/22 07:27	75-71-8	
1,1-Dichloroethane	ND	ug/L	0.50	0.37	1		06/02/22 07:27	75-34-3	M1
1,2-Dichloroethane	ND	ug/L	0.50	0.32	1		06/02/22 07:27	107-06-2	
1,1-Dichloroethene	ND	ug/L	0.50	0.35	1		06/02/22 07:27	75-35-4	M1
cis-1,2-Dichloroethene	ND	ug/L	0.50	0.38	1		06/02/22 07:27	156-59-2	M1
trans-1,2-Dichloroethene	ND	ug/L	0.50	0.40	1		06/02/22 07:27	156-60-5	M1
1,2-Dichloropropane	ND	ug/L	0.50	0.36	1		06/02/22 07:27	78-87-5	M1
1,3-Dichloropropane	ND	ug/L	0.50	0.28	1		06/02/22 07:27	142-28-9	

REPORT OF LABORATORY ANALYSIS

This report shall not be reproduced, except in full,
without the written consent of Pace Analytical Services, LLC.

Pace Analytical Services, LLC
9800 Kincey Ave. Suite 100
Huntersville, NC 28078
(704)875-9092

ANALYTICAL RESULTS

Project: CPC HUNTERSVILLE (GW)
Pace Project No.: 92607409

Sample: MW-79 **Lab ID: 92607409008** Collected: 06/01/22 11:25 Received: 06/01/22 16:30 Matrix: Water

Parameters	Results	Units	Report Limit	MDL	DF	Prepared	Analyzed	CAS No.	Qual
6200B MSV	Analytical Method: SM 6200B Pace Analytical Services - Charlotte								
2,2-Dichloropropane	ND	ug/L	0.50	0.39	1		06/02/22 07:27	594-20-7	
1,1-Dichloropropene	ND	ug/L	0.50	0.43	1		06/02/22 07:27	563-58-6	M1
cis-1,3-Dichloropropene	ND	ug/L	0.50	0.36	1		06/02/22 07:27	10061-01-5	
trans-1,3-Dichloropropene	ND	ug/L	0.50	0.36	1		06/02/22 07:27	10061-02-6	
Diisopropyl ether	ND	ug/L	0.50	0.31	1		06/02/22 07:27	108-20-3	
Ethylbenzene	ND	ug/L	0.50	0.30	1		06/02/22 07:27	100-41-4	
Hexachloro-1,3-butadiene	ND	ug/L	2.0	1.5	1		06/02/22 07:27	87-68-3	
Isopropylbenzene (Cumene)	ND	ug/L	0.50	0.33	1		06/02/22 07:27	98-82-8	
Methylene Chloride	ND	ug/L	2.0	2.0	1		06/02/22 07:27	75-09-2	
Methyl-tert-butyl ether	ND	ug/L	0.50	0.42	1		06/02/22 07:27	1634-04-4	
Naphthalene	ND	ug/L	2.0	0.64	1		06/02/22 07:27	91-20-3	
n-Propylbenzene	ND	ug/L	0.50	0.34	1		06/02/22 07:27	103-65-1	
Styrene	ND	ug/L	0.50	0.29	1		06/02/22 07:27	100-42-5	
1,1,1,2-Tetrachloroethane	ND	ug/L	0.50	0.31	1		06/02/22 07:27	630-20-6	
1,1,2,2-Tetrachloroethane	ND	ug/L	0.50	0.22	1		06/02/22 07:27	79-34-5	
Tetrachloroethene	ND	ug/L	0.50	0.29	1		06/02/22 07:27	127-18-4	
Toluene	ND	ug/L	0.50	0.48	1		06/02/22 07:27	108-88-3	
1,2,3-Trichlorobenzene	ND	ug/L	2.0	0.81	1		06/02/22 07:27	87-61-6	
1,2,4-Trichlorobenzene	ND	ug/L	2.0	0.64	1		06/02/22 07:27	120-82-1	
1,1,1-Trichloroethane	ND	ug/L	0.50	0.33	1		06/02/22 07:27	71-55-6	
1,1,2-Trichloroethane	ND	ug/L	0.50	0.32	1		06/02/22 07:27	79-00-5	
Trichloroethene	ND	ug/L	0.50	0.38	1		06/02/22 07:27	79-01-6	
Trichlorofluoromethane	ND	ug/L	1.0	0.30	1		06/02/22 07:27	75-69-4	
1,2,3-Trichloropropane	ND	ug/L	0.50	0.26	1		06/02/22 07:27	96-18-4	
1,2,4-Trimethylbenzene	ND	ug/L	0.50	0.50	1		06/02/22 07:27	95-63-6	
1,3,5-Trimethylbenzene	ND	ug/L	0.50	0.33	1		06/02/22 07:27	108-67-8	
Vinyl chloride	ND	ug/L	1.0	0.39	1		06/02/22 07:27	75-01-4	M1
m&p-Xylene	ND	ug/L	1.0	0.71	1		06/02/22 07:27	179601-23-1	
o-Xylene	ND	ug/L	0.50	0.34	1		06/02/22 07:27	95-47-6	
Surrogates									
1,2-Dichloroethane-d4 (S)	106	%	70-130		1		06/02/22 07:27	17060-07-0	
4-Bromofluorobenzene (S)	93	%	70-130		1		06/02/22 07:27	460-00-4	
Toluene-d8 (S)	98	%	70-130		1		06/02/22 07:27	2037-26-5	

REPORT OF LABORATORY ANALYSIS

This report shall not be reproduced, except in full,
without the written consent of Pace Analytical Services, LLC.

Pace Analytical Services, LLC
9800 Kincey Ave. Suite 100
Huntersville, NC 28078
(704)875-9092

ANALYTICAL RESULTS

Project: CPC HUNTERSVILLE (GW)
Pace Project No.: 92607409

Sample: MW-81D **Lab ID: 92607409009** Collected: 06/01/22 11:40 Received: 06/01/22 16:30 Matrix: Water

Parameters	Results	Units	Report Limit	MDL	DF	Prepared	Analyzed	CAS No.	Qual
VPH NC Water	Analytical Method: MADEP VPH Pace Analytical Services - Charlotte								
Total VPH (C5-C12)	ND	ug/L	50.0	50.0	1		06/03/22 01:50		N2
Aliphatic (C05-C08)	ND	ug/L	50.0	50.0	1		06/03/22 01:50		N2
Aliphatic(C09-C12) Adjusted	ND	ug/L	50.0	50.0	1		06/03/22 01:50		N2
Aromatic (C09-C10)	ND	ug/L	50.0	50.0	1		06/03/22 01:50		N2
Surrogates									
4-Bromofluorobenzene (FID) (S)	101	%	70-130		1		06/03/22 01:50	460-00-4	
4-Bromofluorobenzene (PID) (S)	84	%	70-130		1		06/03/22 01:50	460-00-4	
6020 MET ICPMS	Analytical Method: EPA 6020B Preparation Method: EPA 3005A Pace Analytical Services - Peachtree Corners, GA								
Lead	ND	ug/L	5.0	0.89	1	06/02/22 11:23	06/03/22 18:39	7439-92-1	
6200B MSV	Analytical Method: SM 6200B Pace Analytical Services - Charlotte								
Benzene	ND	ug/L	0.50	0.34	1		06/02/22 03:08	71-43-2	
Bromobenzene	ND	ug/L	0.50	0.29	1		06/02/22 03:08	108-86-1	
Bromochloromethane	ND	ug/L	0.50	0.47	1		06/02/22 03:08	74-97-5	
Bromodichloromethane	ND	ug/L	0.50	0.31	1		06/02/22 03:08	75-27-4	
Bromoform	ND	ug/L	0.50	0.34	1		06/02/22 03:08	75-25-2	
Bromomethane	ND	ug/L	5.0	1.7	1		06/02/22 03:08	74-83-9	
n-Butylbenzene	ND	ug/L	0.50	0.49	1		06/02/22 03:08	104-51-8	
sec-Butylbenzene	ND	ug/L	0.50	0.40	1		06/02/22 03:08	135-98-8	
tert-Butylbenzene	ND	ug/L	0.50	0.32	1		06/02/22 03:08	98-06-6	
Carbon tetrachloride	ND	ug/L	0.50	0.33	1		06/02/22 03:08	56-23-5	
Chlorobenzene	ND	ug/L	0.50	0.28	1		06/02/22 03:08	108-90-7	
Chloroethane	ND	ug/L	1.0	0.65	1		06/02/22 03:08	75-00-3	
Chloroform	ND	ug/L	0.50	0.43	1		06/02/22 03:08	67-66-3	
Chloromethane	ND	ug/L	1.0	0.54	1		06/02/22 03:08	74-87-3	
2-Chlorotoluene	ND	ug/L	0.50	0.32	1		06/02/22 03:08	95-49-8	
4-Chlorotoluene	ND	ug/L	0.50	0.32	1		06/02/22 03:08	106-43-4	
1,2-Dibromo-3-chloropropane	ND	ug/L	1.0	0.34	1		06/02/22 03:08	96-12-8	
Dibromochloromethane	ND	ug/L	0.50	0.36	1		06/02/22 03:08	124-48-1	
1,2-Dibromoethane (EDB)	ND	ug/L	0.50	0.27	1		06/02/22 03:08	106-93-4	
Dibromomethane	ND	ug/L	0.50	0.39	1		06/02/22 03:08	74-95-3	
1,2-Dichlorobenzene	ND	ug/L	0.50	0.34	1		06/02/22 03:08	95-50-1	
1,3-Dichlorobenzene	ND	ug/L	0.50	0.34	1		06/02/22 03:08	541-73-1	
1,4-Dichlorobenzene	ND	ug/L	0.50	0.33	1		06/02/22 03:08	106-46-7	
Dichlorodifluoromethane	ND	ug/L	0.50	0.35	1		06/02/22 03:08	75-71-8	
1,1-Dichloroethane	ND	ug/L	0.50	0.37	1		06/02/22 03:08	75-34-3	
1,2-Dichloroethane	ND	ug/L	0.50	0.32	1		06/02/22 03:08	107-06-2	
1,1-Dichloroethene	ND	ug/L	0.50	0.35	1		06/02/22 03:08	75-35-4	
cis-1,2-Dichloroethene	ND	ug/L	0.50	0.38	1		06/02/22 03:08	156-59-2	
trans-1,2-Dichloroethene	ND	ug/L	0.50	0.40	1		06/02/22 03:08	156-60-5	
1,2-Dichloropropane	ND	ug/L	0.50	0.36	1		06/02/22 03:08	78-87-5	
1,3-Dichloropropane	ND	ug/L	0.50	0.28	1		06/02/22 03:08	142-28-9	

REPORT OF LABORATORY ANALYSIS

This report shall not be reproduced, except in full,
without the written consent of Pace Analytical Services, LLC.

Pace Analytical Services, LLC
9800 Kincey Ave. Suite 100
Huntersville, NC 28078
(704)875-9092

ANALYTICAL RESULTS

Project: CPC HUNTERSVILLE (GW)
Pace Project No.: 92607409

Sample: MW-81D **Lab ID: 92607409009** Collected: 06/01/22 11:40 Received: 06/01/22 16:30 Matrix: Water

Parameters	Results	Units	Report Limit	MDL	DF	Prepared	Analyzed	CAS No.	Qual
6200B MSV	Analytical Method: SM 6200B Pace Analytical Services - Charlotte								
2,2-Dichloropropane	ND	ug/L	0.50	0.39	1		06/02/22 03:08	594-20-7	
1,1-Dichloropropene	ND	ug/L	0.50	0.43	1		06/02/22 03:08	563-58-6	
cis-1,3-Dichloropropene	ND	ug/L	0.50	0.36	1		06/02/22 03:08	10061-01-5	
trans-1,3-Dichloropropene	ND	ug/L	0.50	0.36	1		06/02/22 03:08	10061-02-6	
Diisopropyl ether	ND	ug/L	0.50	0.31	1		06/02/22 03:08	108-20-3	
Ethylbenzene	ND	ug/L	0.50	0.30	1		06/02/22 03:08	100-41-4	
Hexachloro-1,3-butadiene	ND	ug/L	2.0	1.5	1		06/02/22 03:08	87-68-3	
Isopropylbenzene (Cumene)	ND	ug/L	0.50	0.33	1		06/02/22 03:08	98-82-8	
Methylene Chloride	ND	ug/L	2.0	2.0	1		06/02/22 03:08	75-09-2	
Methyl-tert-butyl ether	ND	ug/L	0.50	0.42	1		06/02/22 03:08	1634-04-4	
Naphthalene	ND	ug/L	2.0	0.64	1		06/02/22 03:08	91-20-3	
n-Propylbenzene	ND	ug/L	0.50	0.34	1		06/02/22 03:08	103-65-1	
Styrene	ND	ug/L	0.50	0.29	1		06/02/22 03:08	100-42-5	
1,1,1,2-Tetrachloroethane	ND	ug/L	0.50	0.31	1		06/02/22 03:08	630-20-6	
1,1,2,2-Tetrachloroethane	ND	ug/L	0.50	0.22	1		06/02/22 03:08	79-34-5	
Tetrachloroethene	ND	ug/L	0.50	0.29	1		06/02/22 03:08	127-18-4	
Toluene	ND	ug/L	0.50	0.48	1		06/02/22 03:08	108-88-3	
1,2,3-Trichlorobenzene	ND	ug/L	2.0	0.81	1		06/02/22 03:08	87-61-6	
1,2,4-Trichlorobenzene	ND	ug/L	2.0	0.64	1		06/02/22 03:08	120-82-1	
1,1,1-Trichloroethane	ND	ug/L	0.50	0.33	1		06/02/22 03:08	71-55-6	
1,1,2-Trichloroethane	ND	ug/L	0.50	0.32	1		06/02/22 03:08	79-00-5	
Trichloroethene	ND	ug/L	0.50	0.38	1		06/02/22 03:08	79-01-6	
Trichlorofluoromethane	ND	ug/L	1.0	0.30	1		06/02/22 03:08	75-69-4	
1,2,3-Trichloropropane	ND	ug/L	0.50	0.26	1		06/02/22 03:08	96-18-4	
1,2,4-Trimethylbenzene	ND	ug/L	0.50	0.50	1		06/02/22 03:08	95-63-6	
1,3,5-Trimethylbenzene	ND	ug/L	0.50	0.33	1		06/02/22 03:08	108-67-8	
Vinyl chloride	ND	ug/L	1.0	0.39	1		06/02/22 03:08	75-01-4	
m&p-Xylene	ND	ug/L	1.0	0.71	1		06/02/22 03:08	179601-23-1	
o-Xylene	ND	ug/L	0.50	0.34	1		06/02/22 03:08	95-47-6	
Surrogates									
1,2-Dichloroethane-d4 (S)	104	%	70-130		1		06/02/22 03:08	17060-07-0	
4-Bromofluorobenzene (S)	94	%	70-130		1		06/02/22 03:08	460-00-4	
Toluene-d8 (S)	98	%	70-130		1		06/02/22 03:08	2037-26-5	

REPORT OF LABORATORY ANALYSIS

This report shall not be reproduced, except in full,
without the written consent of Pace Analytical Services, LLC.

Pace Analytical Services, LLC
9800 Kincey Ave. Suite 100
Huntersville, NC 28078
(704)875-9092

ANALYTICAL RESULTS

Project: CPC HUNTERSVILLE (GW)
Pace Project No.: 92607409

Sample: MW-17 **Lab ID: 92607409010** Collected: 06/01/22 12:45 Received: 06/01/22 16:30 Matrix: Water

Parameters	Results	Units	Report Limit	MDL	DF	Prepared	Analyzed	CAS No.	Qual
VPH NC Water	Analytical Method: MADEP VPH Pace Analytical Services - Charlotte								
Total VPH (C5-C12)	ND	ug/L	50.0	50.0	1		06/03/22 02:19		N2
Aliphatic (C05-C08)	ND	ug/L	50.0	50.0	1		06/03/22 02:19		N2
Aliphatic(C09-C12) Adjusted	ND	ug/L	50.0	50.0	1		06/03/22 02:19		N2
Aromatic (C09-C10)	ND	ug/L	50.0	50.0	1		06/03/22 02:19		N2
Surrogates									
4-Bromofluorobenzene (FID) (S)	98	%	70-130		1		06/03/22 02:19	460-00-4	
4-Bromofluorobenzene (PID) (S)	81	%	70-130		1		06/03/22 02:19	460-00-4	
6020 MET ICPMS	Analytical Method: EPA 6020B Preparation Method: EPA 3005A Pace Analytical Services - Peachtree Corners, GA								
Lead	**2.2J**	ug/L	5.0	0.89	1	06/02/22 11:23	06/03/22 18:51	7439-92-1	
6200B MSV	Analytical Method: SM 6200B Pace Analytical Services - Charlotte								
Benzene	ND	ug/L	0.50	0.34	1		06/02/22 03:26	71-43-2	
Bromobenzene	ND	ug/L	0.50	0.29	1		06/02/22 03:26	108-86-1	
Bromochloromethane	ND	ug/L	0.50	0.47	1		06/02/22 03:26	74-97-5	
Bromodichloromethane	ND	ug/L	0.50	0.31	1		06/02/22 03:26	75-27-4	
Bromoform	ND	ug/L	0.50	0.34	1		06/02/22 03:26	75-25-2	
Bromomethane	ND	ug/L	5.0	1.7	1		06/02/22 03:26	74-83-9	
n-Butylbenzene	ND	ug/L	0.50	0.49	1		06/02/22 03:26	104-51-8	
sec-Butylbenzene	ND	ug/L	0.50	0.40	1		06/02/22 03:26	135-98-8	
tert-Butylbenzene	ND	ug/L	0.50	0.32	1		06/02/22 03:26	98-06-6	
Carbon tetrachloride	ND	ug/L	0.50	0.33	1		06/02/22 03:26	56-23-5	
Chlorobenzene	ND	ug/L	0.50	0.28	1		06/02/22 03:26	108-90-7	
Chloroethane	ND	ug/L	1.0	0.65	1		06/02/22 03:26	75-00-3	
Chloroform	ND	ug/L	0.50	0.43	1		06/02/22 03:26	67-66-3	
Chloromethane	ND	ug/L	1.0	0.54	1		06/02/22 03:26	74-87-3	
2-Chlorotoluene	ND	ug/L	0.50	0.32	1		06/02/22 03:26	95-49-8	
4-Chlorotoluene	ND	ug/L	0.50	0.32	1		06/02/22 03:26	106-43-4	
1,2-Dibromo-3-chloropropane	ND	ug/L	1.0	0.34	1		06/02/22 03:26	96-12-8	
Dibromochloromethane	ND	ug/L	0.50	0.36	1		06/02/22 03:26	124-48-1	
1,2-Dibromoethane (EDB)	ND	ug/L	0.50	0.27	1		06/02/22 03:26	106-93-4	
Dibromomethane	ND	ug/L	0.50	0.39	1		06/02/22 03:26	74-95-3	
1,2-Dichlorobenzene	ND	ug/L	0.50	0.34	1		06/02/22 03:26	95-50-1	
1,3-Dichlorobenzene	ND	ug/L	0.50	0.34	1		06/02/22 03:26	541-73-1	
1,4-Dichlorobenzene	ND	ug/L	0.50	0.33	1		06/02/22 03:26	106-46-7	
Dichlorodifluoromethane	ND	ug/L	0.50	0.35	1		06/02/22 03:26	75-71-8	
1,1-Dichloroethane	ND	ug/L	0.50	0.37	1		06/02/22 03:26	75-34-3	
1,2-Dichloroethane	ND	ug/L	0.50	0.32	1		06/02/22 03:26	107-06-2	
1,1-Dichloroethene	ND	ug/L	0.50	0.35	1		06/02/22 03:26	75-35-4	
cis-1,2-Dichloroethene	ND	ug/L	0.50	0.38	1		06/02/22 03:26	156-59-2	
trans-1,2-Dichloroethene	ND	ug/L	0.50	0.40	1		06/02/22 03:26	156-60-5	
1,2-Dichloropropane	ND	ug/L	0.50	0.36	1		06/02/22 03:26	78-87-5	
1,3-Dichloropropane	ND	ug/L	0.50	0.28	1		06/02/22 03:26	142-28-9	

REPORT OF LABORATORY ANALYSIS

This report shall not be reproduced, except in full,
without the written consent of Pace Analytical Services, LLC.

Pace Analytical Services, LLC
9800 Kincey Ave. Suite 100
Huntersville, NC 28078
(704)875-9092

ANALYTICAL RESULTS

Project: CPC HUNTERSVILLE (GW)
Pace Project No.: 92607409

Sample: MW-17 **Lab ID: 92607409010** Collected: 06/01/22 12:45 Received: 06/01/22 16:30 Matrix: Water

Parameters	Results	Units	Report Limit	MDL	DF	Prepared	Analyzed	CAS No.	Qual
6200B MSV	Analytical Method: SM 6200B Pace Analytical Services - Charlotte								
2,2-Dichloropropane	ND	ug/L	0.50	0.39	1		06/02/22 03:26	594-20-7	
1,1-Dichloropropene	ND	ug/L	0.50	0.43	1		06/02/22 03:26	563-58-6	
cis-1,3-Dichloropropene	ND	ug/L	0.50	0.36	1		06/02/22 03:26	10061-01-5	
trans-1,3-Dichloropropene	ND	ug/L	0.50	0.36	1		06/02/22 03:26	10061-02-6	
Diisopropyl ether	ND	ug/L	0.50	0.31	1		06/02/22 03:26	108-20-3	
Ethylbenzene	ND	ug/L	0.50	0.30	1		06/02/22 03:26	100-41-4	
Hexachloro-1,3-butadiene	ND	ug/L	2.0	1.5	1		06/02/22 03:26	87-68-3	
Isopropylbenzene (Cumene)	ND	ug/L	0.50	0.33	1		06/02/22 03:26	98-82-8	
Methylene Chloride	ND	ug/L	2.0	2.0	1		06/02/22 03:26	75-09-2	
Methyl-tert-butyl ether	ND	ug/L	0.50	0.42	1		06/02/22 03:26	1634-04-4	
Naphthalene	ND	ug/L	2.0	0.64	1		06/02/22 03:26	91-20-3	
n-Propylbenzene	ND	ug/L	0.50	0.34	1		06/02/22 03:26	103-65-1	
Styrene	ND	ug/L	0.50	0.29	1		06/02/22 03:26	100-42-5	
1,1,1,2-Tetrachloroethane	ND	ug/L	0.50	0.31	1		06/02/22 03:26	630-20-6	
1,1,2,2-Tetrachloroethane	ND	ug/L	0.50	0.22	1		06/02/22 03:26	79-34-5	
Tetrachloroethene	ND	ug/L	0.50	0.29	1		06/02/22 03:26	127-18-4	
Toluene	ND	ug/L	0.50	0.48	1		06/02/22 03:26	108-88-3	
1,2,3-Trichlorobenzene	ND	ug/L	2.0	0.81	1		06/02/22 03:26	87-61-6	
1,2,4-Trichlorobenzene	ND	ug/L	2.0	0.64	1		06/02/22 03:26	120-82-1	
1,1,1-Trichloroethane	ND	ug/L	0.50	0.33	1		06/02/22 03:26	71-55-6	
1,1,2-Trichloroethane	ND	ug/L	0.50	0.32	1		06/02/22 03:26	79-00-5	
Trichloroethene	ND	ug/L	0.50	0.38	1		06/02/22 03:26	79-01-6	
Trichlorofluoromethane	ND	ug/L	1.0	0.30	1		06/02/22 03:26	75-69-4	
1,2,3-Trichloropropane	ND	ug/L	0.50	0.26	1		06/02/22 03:26	96-18-4	
1,2,4-Trimethylbenzene	ND	ug/L	0.50	0.50	1		06/02/22 03:26	95-63-6	
1,3,5-Trimethylbenzene	ND	ug/L	0.50	0.33	1		06/02/22 03:26	108-67-8	
Vinyl chloride	ND	ug/L	1.0	0.39	1		06/02/22 03:26	75-01-4	
m&p-Xylene	ND	ug/L	1.0	0.71	1		06/02/22 03:26	179601-23-1	
o-Xylene	ND	ug/L	0.50	0.34	1		06/02/22 03:26	95-47-6	
Surrogates									
1,2-Dichloroethane-d4 (S)	103	%	70-130		1		06/02/22 03:26	17060-07-0	
4-Bromofluorobenzene (S)	95	%	70-130		1		06/02/22 03:26	460-00-4	
Toluene-d8 (S)	98	%	70-130		1		06/02/22 03:26	2037-26-5	

REPORT OF LABORATORY ANALYSIS

This report shall not be reproduced, except in full,
without the written consent of Pace Analytical Services, LLC.

Pace Analytical Services, LLC
9800 Kincey Ave. Suite 100
Huntersville, NC 28078
(704)875-9092

ANALYTICAL RESULTS

Project: CPC HUNTERSVILLE (GW)
Pace Project No.: 92607409

Sample: MW-31D **Lab ID: 92607409011** Collected: 06/01/22 13:10 Received: 06/01/22 16:30 Matrix: Water

Parameters	Results	Units	Report Limit	MDL	DF	Prepared	Analyzed	CAS No.	Qual
VPH NC Water	Analytical Method: MADEP VPH Pace Analytical Services - Charlotte								
Total VPH (C5-C12)	ND	ug/L	50.0	50.0	1		06/03/22 02:47		N2
Aliphatic (C05-C08)	ND	ug/L	50.0	50.0	1		06/03/22 02:47		N2
Aliphatic(C09-C12) Adjusted	ND	ug/L	50.0	50.0	1		06/03/22 02:47		N2
Aromatic (C09-C10)	ND	ug/L	50.0	50.0	1		06/03/22 02:47		N2
Surrogates									
4-Bromofluorobenzene (FID) (S)	100	%	70-130		1		06/03/22 02:47	460-00-4	
4-Bromofluorobenzene (PID) (S)	83	%	70-130		1		06/03/22 02:47	460-00-4	
6020 MET ICPMS	Analytical Method: EPA 6020B Preparation Method: EPA 3005A Pace Analytical Services - Peachtree Corners, GA								
Lead	ND	ug/L	5.0	0.89	1	06/02/22 14:26	06/03/22 20:08	7439-92-1	
6200B MSV	Analytical Method: SM 6200B Pace Analytical Services - Charlotte								
Benzene	ND	ug/L	0.50	0.34	1		06/02/22 03:45	71-43-2	
Bromobenzene	ND	ug/L	0.50	0.29	1		06/02/22 03:45	108-86-1	
Bromochloromethane	ND	ug/L	0.50	0.47	1		06/02/22 03:45	74-97-5	
Bromodichloromethane	ND	ug/L	0.50	0.31	1		06/02/22 03:45	75-27-4	
Bromoform	ND	ug/L	0.50	0.34	1		06/02/22 03:45	75-25-2	
Bromomethane	ND	ug/L	5.0	1.7	1		06/02/22 03:45	74-83-9	
n-Butylbenzene	ND	ug/L	0.50	0.49	1		06/02/22 03:45	104-51-8	
sec-Butylbenzene	ND	ug/L	0.50	0.40	1		06/02/22 03:45	135-98-8	
tert-Butylbenzene	ND	ug/L	0.50	0.32	1		06/02/22 03:45	98-06-6	
Carbon tetrachloride	ND	ug/L	0.50	0.33	1		06/02/22 03:45	56-23-5	
Chlorobenzene	ND	ug/L	0.50	0.28	1		06/02/22 03:45	108-90-7	
Chloroethane	ND	ug/L	1.0	0.65	1		06/02/22 03:45	75-00-3	
Chloroform	ND	ug/L	0.50	0.43	1		06/02/22 03:45	67-66-3	
Chloromethane	ND	ug/L	1.0	0.54	1		06/02/22 03:45	74-87-3	
2-Chlorotoluene	ND	ug/L	0.50	0.32	1		06/02/22 03:45	95-49-8	
4-Chlorotoluene	ND	ug/L	0.50	0.32	1		06/02/22 03:45	106-43-4	
1,2-Dibromo-3-chloropropane	ND	ug/L	1.0	0.34	1		06/02/22 03:45	96-12-8	
Dibromochloromethane	ND	ug/L	0.50	0.36	1		06/02/22 03:45	124-48-1	
1,2-Dibromoethane (EDB)	ND	ug/L	0.50	0.27	1		06/02/22 03:45	106-93-4	
Dibromomethane	ND	ug/L	0.50	0.39	1		06/02/22 03:45	74-95-3	
1,2-Dichlorobenzene	ND	ug/L	0.50	0.34	1		06/02/22 03:45	95-50-1	
1,3-Dichlorobenzene	ND	ug/L	0.50	0.34	1		06/02/22 03:45	541-73-1	
1,4-Dichlorobenzene	ND	ug/L	0.50	0.33	1		06/02/22 03:45	106-46-7	
Dichlorodifluoromethane	ND	ug/L	0.50	0.35	1		06/02/22 03:45	75-71-8	
1,1-Dichloroethane	ND	ug/L	0.50	0.37	1		06/02/22 03:45	75-34-3	
1,2-Dichloroethane	ND	ug/L	0.50	0.32	1		06/02/22 03:45	107-06-2	
1,1-Dichloroethene	ND	ug/L	0.50	0.35	1		06/02/22 03:45	75-35-4	
cis-1,2-Dichloroethene	ND	ug/L	0.50	0.38	1		06/02/22 03:45	156-59-2	
trans-1,2-Dichloroethene	ND	ug/L	0.50	0.40	1		06/02/22 03:45	156-60-5	
1,2-Dichloropropane	ND	ug/L	0.50	0.36	1		06/02/22 03:45	78-87-5	
1,3-Dichloropropane	ND	ug/L	0.50	0.28	1		06/02/22 03:45	142-28-9	

REPORT OF LABORATORY ANALYSIS

This report shall not be reproduced, except in full,
without the written consent of Pace Analytical Services, LLC.

Pace Analytical Services, LLC
9800 Kincey Ave. Suite 100
Huntersville, NC 28078
(704)875-9092

ANALYTICAL RESULTS

Project: CPC HUNTERSVILLE (GW)
Pace Project No.: 92607409

Sample: MW-31D **Lab ID: 92607409011** Collected: 06/01/22 13:10 Received: 06/01/22 16:30 Matrix: Water

Parameters	Results	Units	Report Limit	MDL	DF	Prepared	Analyzed	CAS No.	Qual
6200B MSV	Analytical Method: SM 6200B Pace Analytical Services - Charlotte								
2,2-Dichloropropane	ND	ug/L	0.50	0.39	1		06/02/22 03:45	594-20-7	
1,1-Dichloropropene	ND	ug/L	0.50	0.43	1		06/02/22 03:45	563-58-6	
cis-1,3-Dichloropropene	ND	ug/L	0.50	0.36	1		06/02/22 03:45	10061-01-5	
trans-1,3-Dichloropropene	ND	ug/L	0.50	0.36	1		06/02/22 03:45	10061-02-6	
Diisopropyl ether	ND	ug/L	0.50	0.31	1		06/02/22 03:45	108-20-3	
Ethylbenzene	ND	ug/L	0.50	0.30	1		06/02/22 03:45	100-41-4	
Hexachloro-1,3-butadiene	ND	ug/L	2.0	1.5	1		06/02/22 03:45	87-68-3	
Isopropylbenzene (Cumene)	ND	ug/L	0.50	0.33	1		06/02/22 03:45	98-82-8	
Methylene Chloride	ND	ug/L	2.0	2.0	1		06/02/22 03:45	75-09-2	
Methyl-tert-butyl ether	ND	ug/L	0.50	0.42	1		06/02/22 03:45	1634-04-4	
Naphthalene	ND	ug/L	2.0	0.64	1		06/02/22 03:45	91-20-3	
n-Propylbenzene	ND	ug/L	0.50	0.34	1		06/02/22 03:45	103-65-1	
Styrene	ND	ug/L	0.50	0.29	1		06/02/22 03:45	100-42-5	
1,1,1,2-Tetrachloroethane	ND	ug/L	0.50	0.31	1		06/02/22 03:45	630-20-6	
1,1,2,2-Tetrachloroethane	ND	ug/L	0.50	0.22	1		06/02/22 03:45	79-34-5	
Tetrachloroethene	ND	ug/L	0.50	0.29	1		06/02/22 03:45	127-18-4	
Toluene	ND	ug/L	0.50	0.48	1		06/02/22 03:45	108-88-3	
1,2,3-Trichlorobenzene	ND	ug/L	2.0	0.81	1		06/02/22 03:45	87-61-6	
1,2,4-Trichlorobenzene	ND	ug/L	2.0	0.64	1		06/02/22 03:45	120-82-1	
1,1,1-Trichloroethane	ND	ug/L	0.50	0.33	1		06/02/22 03:45	71-55-6	
1,1,2-Trichloroethane	ND	ug/L	0.50	0.32	1		06/02/22 03:45	79-00-5	
Trichloroethene	ND	ug/L	0.50	0.38	1		06/02/22 03:45	79-01-6	
Trichlorofluoromethane	ND	ug/L	1.0	0.30	1		06/02/22 03:45	75-69-4	
1,2,3-Trichloropropane	ND	ug/L	0.50	0.26	1		06/02/22 03:45	96-18-4	
1,2,4-Trimethylbenzene	ND	ug/L	0.50	0.50	1		06/02/22 03:45	95-63-6	
1,3,5-Trimethylbenzene	ND	ug/L	0.50	0.33	1		06/02/22 03:45	108-67-8	
Vinyl chloride	ND	ug/L	1.0	0.39	1		06/02/22 03:45	75-01-4	
m&p-Xylene	ND	ug/L	1.0	0.71	1		06/02/22 03:45	179601-23-1	
o-Xylene	ND	ug/L	0.50	0.34	1		06/02/22 03:45	95-47-6	
Surrogates									
1,2-Dichloroethane-d4 (S)	103	%	70-130		1		06/02/22 03:45	17060-07-0	
4-Bromofluorobenzene (S)	95	%	70-130		1		06/02/22 03:45	460-00-4	
Toluene-d8 (S)	98	%	70-130		1		06/02/22 03:45	2037-26-5	

REPORT OF LABORATORY ANALYSIS

This report shall not be reproduced, except in full,
without the written consent of Pace Analytical Services, LLC.

Pace Analytical Services, LLC
9800 Kincey Ave. Suite 100
Huntersville, NC 28078
(704)875-9092

ANALYTICAL RESULTS

Project: CPC HUNTERSVILLE (GW)
Pace Project No.: 92607409

Sample: MW-31 **Lab ID: 92607409012** Collected: 06/01/22 13:15 Received: 06/01/22 16:30 Matrix: Water

Parameters	Results	Units	Report Limit	MDL	DF	Prepared	Analyzed	CAS No.	Qual
VPH NC Water	Analytical Method: MADEP VPH Pace Analytical Services - Charlotte								
Total VPH (C5-C12)	ND	ug/L	50.0	50.0	1		06/03/22 03:16		N2
Aliphatic (C05-C08)	ND	ug/L	50.0	50.0	1		06/03/22 03:16		N2
Aliphatic(C09-C12) Adjusted	ND	ug/L	50.0	50.0	1		06/03/22 03:16		N2
Aromatic (C09-C10)	ND	ug/L	50.0	50.0	1		06/03/22 03:16		N2
Surrogates									
4-Bromofluorobenzene (FID) (S)	98	%	70-130		1		06/03/22 03:16	460-00-4	
4-Bromofluorobenzene (PID) (S)	81	%	70-130		1		06/03/22 03:16	460-00-4	
6020 MET ICPMS	Analytical Method: EPA 6020B Preparation Method: EPA 3005A Pace Analytical Services - Peachtree Corners, GA								
Lead	**2.1J**	ug/L	5.0	0.89	1	06/02/22 14:26	06/03/22 20:26	7439-92-1	
6200B MSV	Analytical Method: SM 6200B Pace Analytical Services - Charlotte								
Benzene	ND	ug/L	0.50	0.34	1		06/02/22 04:22	71-43-2	
Bromobenzene	ND	ug/L	0.50	0.29	1		06/02/22 04:22	108-86-1	
Bromochloromethane	ND	ug/L	0.50	0.47	1		06/02/22 04:22	74-97-5	
Bromodichloromethane	ND	ug/L	0.50	0.31	1		06/02/22 04:22	75-27-4	
Bromoform	ND	ug/L	0.50	0.34	1		06/02/22 04:22	75-25-2	
Bromomethane	ND	ug/L	5.0	1.7	1		06/02/22 04:22	74-83-9	
n-Butylbenzene	ND	ug/L	0.50	0.49	1		06/02/22 04:22	104-51-8	
sec-Butylbenzene	ND	ug/L	0.50	0.40	1		06/02/22 04:22	135-98-8	
tert-Butylbenzene	ND	ug/L	0.50	0.32	1		06/02/22 04:22	98-06-6	
Carbon tetrachloride	ND	ug/L	0.50	0.33	1		06/02/22 04:22	56-23-5	
Chlorobenzene	ND	ug/L	0.50	0.28	1		06/02/22 04:22	108-90-7	
Chloroethane	ND	ug/L	1.0	0.65	1		06/02/22 04:22	75-00-3	
Chloroform	ND	ug/L	0.50	0.43	1		06/02/22 04:22	67-66-3	
Chloromethane	ND	ug/L	1.0	0.54	1		06/02/22 04:22	74-87-3	
2-Chlorotoluene	ND	ug/L	0.50	0.32	1		06/02/22 04:22	95-49-8	
4-Chlorotoluene	ND	ug/L	0.50	0.32	1		06/02/22 04:22	106-43-4	
1,2-Dibromo-3-chloropropane	ND	ug/L	1.0	0.34	1		06/02/22 04:22	96-12-8	
Dibromochloromethane	ND	ug/L	0.50	0.36	1		06/02/22 04:22	124-48-1	
1,2-Dibromoethane (EDB)	ND	ug/L	0.50	0.27	1		06/02/22 04:22	106-93-4	
Dibromomethane	ND	ug/L	0.50	0.39	1		06/02/22 04:22	74-95-3	
1,2-Dichlorobenzene	ND	ug/L	0.50	0.34	1		06/02/22 04:22	95-50-1	
1,3-Dichlorobenzene	ND	ug/L	0.50	0.34	1		06/02/22 04:22	541-73-1	
1,4-Dichlorobenzene	ND	ug/L	0.50	0.33	1		06/02/22 04:22	106-46-7	
Dichlorodifluoromethane	ND	ug/L	0.50	0.35	1		06/02/22 04:22	75-71-8	
1,1-Dichloroethane	ND	ug/L	0.50	0.37	1		06/02/22 04:22	75-34-3	
1,2-Dichloroethane	ND	ug/L	0.50	0.32	1		06/02/22 04:22	107-06-2	
1,1-Dichloroethene	ND	ug/L	0.50	0.35	1		06/02/22 04:22	75-35-4	
cis-1,2-Dichloroethene	ND	ug/L	0.50	0.38	1		06/02/22 04:22	156-59-2	
trans-1,2-Dichloroethene	ND	ug/L	0.50	0.40	1		06/02/22 04:22	156-60-5	
1,2-Dichloropropane	ND	ug/L	0.50	0.36	1		06/02/22 04:22	78-87-5	
1,3-Dichloropropane	ND	ug/L	0.50	0.28	1		06/02/22 04:22	142-28-9	

REPORT OF LABORATORY ANALYSIS

This report shall not be reproduced, except in full,
without the written consent of Pace Analytical Services, LLC.

Pace Analytical Services, LLC
9800 Kincey Ave. Suite 100
Huntersville, NC 28078
(704)875-9092

ANALYTICAL RESULTS

Project: CPC HUNTERSVILLE (GW)
Pace Project No.: 92607409

Sample: MW-31 **Lab ID: 92607409012** Collected: 06/01/22 13:15 Received: 06/01/22 16:30 Matrix: Water

Parameters	Results	Units	Report Limit	MDL	DF	Prepared	Analyzed	CAS No.	Qual
6200B MSV	Analytical Method: SM 6200B Pace Analytical Services - Charlotte								
2,2-Dichloropropane	ND	ug/L	0.50	0.39	1		06/02/22 04:22	594-20-7	
1,1-Dichloropropene	ND	ug/L	0.50	0.43	1		06/02/22 04:22	563-58-6	
cis-1,3-Dichloropropene	ND	ug/L	0.50	0.36	1		06/02/22 04:22	10061-01-5	
trans-1,3-Dichloropropene	ND	ug/L	0.50	0.36	1		06/02/22 04:22	10061-02-6	
Diisopropyl ether	ND	ug/L	0.50	0.31	1		06/02/22 04:22	108-20-3	
Ethylbenzene	ND	ug/L	0.50	0.30	1		06/02/22 04:22	100-41-4	
Hexachloro-1,3-butadiene	ND	ug/L	2.0	1.5	1		06/02/22 04:22	87-68-3	
Isopropylbenzene (Cumene)	ND	ug/L	0.50	0.33	1		06/02/22 04:22	98-82-8	
Methylene Chloride	ND	ug/L	2.0	2.0	1		06/02/22 04:22	75-09-2	
Methyl-tert-butyl ether	ND	ug/L	0.50	0.42	1		06/02/22 04:22	1634-04-4	
Naphthalene	ND	ug/L	2.0	0.64	1		06/02/22 04:22	91-20-3	
n-Propylbenzene	ND	ug/L	0.50	0.34	1		06/02/22 04:22	103-65-1	
Styrene	ND	ug/L	0.50	0.29	1		06/02/22 04:22	100-42-5	
1,1,1,2-Tetrachloroethane	ND	ug/L	0.50	0.31	1		06/02/22 04:22	630-20-6	
1,1,2,2-Tetrachloroethane	ND	ug/L	0.50	0.22	1		06/02/22 04:22	79-34-5	
Tetrachloroethene	ND	ug/L	0.50	0.29	1		06/02/22 04:22	127-18-4	
Toluene	ND	ug/L	0.50	0.48	1		06/02/22 04:22	108-88-3	
1,2,3-Trichlorobenzene	ND	ug/L	2.0	0.81	1		06/02/22 04:22	87-61-6	
1,2,4-Trichlorobenzene	ND	ug/L	2.0	0.64	1		06/02/22 04:22	120-82-1	
1,1,1-Trichloroethane	ND	ug/L	0.50	0.33	1		06/02/22 04:22	71-55-6	
1,1,2-Trichloroethane	ND	ug/L	0.50	0.32	1		06/02/22 04:22	79-00-5	
Trichloroethene	ND	ug/L	0.50	0.38	1		06/02/22 04:22	79-01-6	
Trichlorofluoromethane	ND	ug/L	1.0	0.30	1		06/02/22 04:22	75-69-4	
1,2,3-Trichloropropane	ND	ug/L	0.50	0.26	1		06/02/22 04:22	96-18-4	
1,2,4-Trimethylbenzene	ND	ug/L	0.50	0.50	1		06/02/22 04:22	95-63-6	
1,3,5-Trimethylbenzene	ND	ug/L	0.50	0.33	1		06/02/22 04:22	108-67-8	
Vinyl chloride	ND	ug/L	1.0	0.39	1		06/02/22 04:22	75-01-4	
m&p-Xylene	ND	ug/L	1.0	0.71	1		06/02/22 04:22	179601-23-1	
o-Xylene	ND	ug/L	0.50	0.34	1		06/02/22 04:22	95-47-6	
Surrogates									
1,2-Dichloroethane-d4 (S)	103	%	70-130		1		06/02/22 04:22	17060-07-0	
4-Bromofluorobenzene (S)	94	%	70-130		1		06/02/22 04:22	460-00-4	
Toluene-d8 (S)	98	%	70-130		1		06/02/22 04:22	2037-26-5	

REPORT OF LABORATORY ANALYSIS

This report shall not be reproduced, except in full,
without the written consent of Pace Analytical Services, LLC.

Pace Analytical Services, LLC
9800 Kincey Ave. Suite 100
Huntersville, NC 28078
(704)875-9092

ANALYTICAL RESULTS

Project: CPC HUNTERSVILLE (GW)
Pace Project No.: 92607409

Sample: MW-79D **Lab ID: 92607409013** Collected: 06/01/22 13:30 Received: 06/01/22 16:30 Matrix: Water

Parameters	Results	Units	Report Limit	MDL	DF	Prepared	Analyzed	CAS No.	Qual
VPH NC Water	Analytical Method: MADEP VPH Pace Analytical Services - Charlotte								
Total VPH (C5-C12)	ND	ug/L	50.0	50.0	1		06/03/22 03:45		N2
Aliphatic (C05-C08)	ND	ug/L	50.0	50.0	1		06/03/22 03:45		N2
Aliphatic(C09-C12) Adjusted	ND	ug/L	50.0	50.0	1		06/03/22 03:45		N2
Aromatic (C09-C10)	ND	ug/L	50.0	50.0	1		06/03/22 03:45		N2
Surrogates									
4-Bromofluorobenzene (FID) (S)	99	%	70-130		1		06/03/22 03:45	460-00-4	
4-Bromofluorobenzene (PID) (S)	82	%	70-130		1		06/03/22 03:45	460-00-4	
6020 MET ICPMS	Analytical Method: EPA 6020B Preparation Method: EPA 3005A Pace Analytical Services - Peachtree Corners, GA								
Lead	ND	ug/L	5.0	0.89	1	06/02/22 14:26	06/03/22 20:38	7439-92-1	
6200B MSV	Analytical Method: SM 6200B Pace Analytical Services - Charlotte								
Benzene	ND	ug/L	0.50	0.34	1		06/02/22 04:40	71-43-2	
Bromobenzene	ND	ug/L	0.50	0.29	1		06/02/22 04:40	108-86-1	
Bromochloromethane	ND	ug/L	0.50	0.47	1		06/02/22 04:40	74-97-5	
Bromodichloromethane	ND	ug/L	0.50	0.31	1		06/02/22 04:40	75-27-4	
Bromoform	ND	ug/L	0.50	0.34	1		06/02/22 04:40	75-25-2	
Bromomethane	ND	ug/L	5.0	1.7	1		06/02/22 04:40	74-83-9	
n-Butylbenzene	ND	ug/L	0.50	0.49	1		06/02/22 04:40	104-51-8	
sec-Butylbenzene	ND	ug/L	0.50	0.40	1		06/02/22 04:40	135-98-8	
tert-Butylbenzene	ND	ug/L	0.50	0.32	1		06/02/22 04:40	98-06-6	
Carbon tetrachloride	ND	ug/L	0.50	0.33	1		06/02/22 04:40	56-23-5	
Chlorobenzene	ND	ug/L	0.50	0.28	1		06/02/22 04:40	108-90-7	
Chloroethane	ND	ug/L	1.0	0.65	1		06/02/22 04:40	75-00-3	
Chloroform	ND	ug/L	0.50	0.43	1		06/02/22 04:40	67-66-3	
Chloromethane	ND	ug/L	1.0	0.54	1		06/02/22 04:40	74-87-3	
2-Chlorotoluene	ND	ug/L	0.50	0.32	1		06/02/22 04:40	95-49-8	
4-Chlorotoluene	ND	ug/L	0.50	0.32	1		06/02/22 04:40	106-43-4	
1,2-Dibromo-3-chloropropane	ND	ug/L	1.0	0.34	1		06/02/22 04:40	96-12-8	
Dibromochloromethane	ND	ug/L	0.50	0.36	1		06/02/22 04:40	124-48-1	
1,2-Dibromoethane (EDB)	ND	ug/L	0.50	0.27	1		06/02/22 04:40	106-93-4	
Dibromomethane	ND	ug/L	0.50	0.39	1		06/02/22 04:40	74-95-3	
1,2-Dichlorobenzene	ND	ug/L	0.50	0.34	1		06/02/22 04:40	95-50-1	
1,3-Dichlorobenzene	ND	ug/L	0.50	0.34	1		06/02/22 04:40	541-73-1	
1,4-Dichlorobenzene	ND	ug/L	0.50	0.33	1		06/02/22 04:40	106-46-7	
Dichlorodifluoromethane	ND	ug/L	0.50	0.35	1		06/02/22 04:40	75-71-8	
1,1-Dichloroethane	ND	ug/L	0.50	0.37	1		06/02/22 04:40	75-34-3	
1,2-Dichloroethane	ND	ug/L	0.50	0.32	1		06/02/22 04:40	107-06-2	
1,1-Dichloroethene	ND	ug/L	0.50	0.35	1		06/02/22 04:40	75-35-4	
cis-1,2-Dichloroethene	ND	ug/L	0.50	0.38	1		06/02/22 04:40	156-59-2	
trans-1,2-Dichloroethene	ND	ug/L	0.50	0.40	1		06/02/22 04:40	156-60-5	
1,2-Dichloropropane	ND	ug/L	0.50	0.36	1		06/02/22 04:40	78-87-5	
1,3-Dichloropropane	ND	ug/L	0.50	0.28	1		06/02/22 04:40	142-28-9	

REPORT OF LABORATORY ANALYSIS

This report shall not be reproduced, except in full,
without the written consent of Pace Analytical Services, LLC.

Pace Analytical Services, LLC
9800 Kincey Ave. Suite 100
Huntersville, NC 28078
(704)875-9092

ANALYTICAL RESULTS

Project: CPC HUNTERSVILLE (GW)
Pace Project No.: 92607409

Sample: MW-79D **Lab ID: 92607409013** Collected: 06/01/22 13:30 Received: 06/01/22 16:30 Matrix: Water

Parameters	Results	Units	Report Limit	MDL	DF	Prepared	Analyzed	CAS No.	Qual
6200B MSV	Analytical Method: SM 6200B Pace Analytical Services - Charlotte								
2,2-Dichloropropane	ND	ug/L	0.50	0.39	1		06/02/22 04:40	594-20-7	
1,1-Dichloropropene	ND	ug/L	0.50	0.43	1		06/02/22 04:40	563-58-6	
cis-1,3-Dichloropropene	ND	ug/L	0.50	0.36	1		06/02/22 04:40	10061-01-5	
trans-1,3-Dichloropropene	ND	ug/L	0.50	0.36	1		06/02/22 04:40	10061-02-6	
Diisopropyl ether	ND	ug/L	0.50	0.31	1		06/02/22 04:40	108-20-3	
Ethylbenzene	ND	ug/L	0.50	0.30	1		06/02/22 04:40	100-41-4	
Hexachloro-1,3-butadiene	ND	ug/L	2.0	1.5	1		06/02/22 04:40	87-68-3	
Isopropylbenzene (Cumene)	ND	ug/L	0.50	0.33	1		06/02/22 04:40	98-82-8	
Methylene Chloride	ND	ug/L	2.0	2.0	1		06/02/22 04:40	75-09-2	
Methyl-tert-butyl ether	ND	ug/L	0.50	0.42	1		06/02/22 04:40	1634-04-4	
Naphthalene	ND	ug/L	2.0	0.64	1		06/02/22 04:40	91-20-3	
n-Propylbenzene	ND	ug/L	0.50	0.34	1		06/02/22 04:40	103-65-1	
Styrene	ND	ug/L	0.50	0.29	1		06/02/22 04:40	100-42-5	
1,1,1,2-Tetrachloroethane	ND	ug/L	0.50	0.31	1		06/02/22 04:40	630-20-6	
1,1,2,2-Tetrachloroethane	ND	ug/L	0.50	0.22	1		06/02/22 04:40	79-34-5	
Tetrachloroethene	ND	ug/L	0.50	0.29	1		06/02/22 04:40	127-18-4	
Toluene	**3.5**	ug/L	0.50	0.48	1		06/02/22 04:40	108-88-3	
1,2,3-Trichlorobenzene	ND	ug/L	2.0	0.81	1		06/02/22 04:40	87-61-6	
1,2,4-Trichlorobenzene	ND	ug/L	2.0	0.64	1		06/02/22 04:40	120-82-1	
1,1,1-Trichloroethane	ND	ug/L	0.50	0.33	1		06/02/22 04:40	71-55-6	
1,1,2-Trichloroethane	ND	ug/L	0.50	0.32	1		06/02/22 04:40	79-00-5	
Trichloroethene	ND	ug/L	0.50	0.38	1		06/02/22 04:40	79-01-6	
Trichlorofluoromethane	ND	ug/L	1.0	0.30	1		06/02/22 04:40	75-69-4	
1,2,3-Trichloropropane	ND	ug/L	0.50	0.26	1		06/02/22 04:40	96-18-4	
1,2,4-Trimethylbenzene	ND	ug/L	0.50	0.50	1		06/02/22 04:40	95-63-6	
1,3,5-Trimethylbenzene	ND	ug/L	0.50	0.33	1		06/02/22 04:40	108-67-8	
Vinyl chloride	ND	ug/L	1.0	0.39	1		06/02/22 04:40	75-01-4	
m&p-Xylene	ND	ug/L	1.0	0.71	1		06/02/22 04:40	179601-23-1	
o-Xylene	ND	ug/L	0.50	0.34	1		06/02/22 04:40	95-47-6	
Surrogates									
1,2-Dichloroethane-d4 (S)	102	%	70-130		1		06/02/22 04:40	17060-07-0	
4-Bromofluorobenzene (S)	93	%	70-130		1		06/02/22 04:40	460-00-4	
Toluene-d8 (S)	97	%	70-130		1		06/02/22 04:40	2037-26-5	

REPORT OF LABORATORY ANALYSIS

This report shall not be reproduced, except in full,
without the written consent of Pace Analytical Services, LLC.

Pace Analytical Services, LLC
9800 Kincey Ave. Suite 100
Huntersville, NC 28078
(704)875-9092

ANALYTICAL RESULTS

Project: CPC HUNTERSVILLE (GW)
Pace Project No.: 92607409

Sample: MW-83 **Lab ID: 92607409014** Collected: 06/01/22 14:15 Received: 06/01/22 16:30 Matrix: Water

Parameters	Results	Units	Report Limit	MDL	DF	Prepared	Analyzed	CAS No.	Qual
VPH NC Water	Analytical Method: MADEP VPH Pace Analytical Services - Charlotte								
Total VPH (C5-C12)	ND	ug/L	50.0	50.0	1		06/03/22 04:14		N2
Aliphatic (C05-C08)	ND	ug/L	50.0	50.0	1		06/03/22 04:14		N2
Aliphatic(C09-C12) Adjusted	ND	ug/L	50.0	50.0	1		06/03/22 04:14		N2
Aromatic (C09-C10)	ND	ug/L	50.0	50.0	1		06/03/22 04:14		N2
Surrogates									
4-Bromofluorobenzene (FID) (S)	102	%	70-130		1		06/03/22 04:14	460-00-4	
4-Bromofluorobenzene (PID) (S)	84	%	70-130		1		06/03/22 04:14	460-00-4	
6020 MET ICPMS	Analytical Method: EPA 6020B Preparation Method: EPA 3005A Pace Analytical Services - Peachtree Corners, GA								
Lead	**7.2**	ug/L	5.0	0.89	1	06/02/22 14:26	06/03/22 20:44	7439-92-1	
6200B MSV	Analytical Method: SM 6200B Pace Analytical Services - Charlotte								
Benzene	ND	ug/L	0.50	0.34	1		06/02/22 04:03	71-43-2	
Bromobenzene	ND	ug/L	0.50	0.29	1		06/02/22 04:03	108-86-1	
Bromochloromethane	ND	ug/L	0.50	0.47	1		06/02/22 04:03	74-97-5	
Bromodichloromethane	ND	ug/L	0.50	0.31	1		06/02/22 04:03	75-27-4	
Bromoform	ND	ug/L	0.50	0.34	1		06/02/22 04:03	75-25-2	
Bromomethane	ND	ug/L	5.0	1.7	1		06/02/22 04:03	74-83-9	
n-Butylbenzene	ND	ug/L	0.50	0.49	1		06/02/22 04:03	104-51-8	
sec-Butylbenzene	ND	ug/L	0.50	0.40	1		06/02/22 04:03	135-98-8	
tert-Butylbenzene	ND	ug/L	0.50	0.32	1		06/02/22 04:03	98-06-6	
Carbon tetrachloride	ND	ug/L	0.50	0.33	1		06/02/22 04:03	56-23-5	
Chlorobenzene	ND	ug/L	0.50	0.28	1		06/02/22 04:03	108-90-7	
Chloroethane	ND	ug/L	1.0	0.65	1		06/02/22 04:03	75-00-3	
Chloroform	ND	ug/L	0.50	0.43	1		06/02/22 04:03	67-66-3	
Chloromethane	ND	ug/L	1.0	0.54	1		06/02/22 04:03	74-87-3	
2-Chlorotoluene	ND	ug/L	0.50	0.32	1		06/02/22 04:03	95-49-8	
4-Chlorotoluene	ND	ug/L	0.50	0.32	1		06/02/22 04:03	106-43-4	
1,2-Dibromo-3-chloropropane	ND	ug/L	1.0	0.34	1		06/02/22 04:03	96-12-8	
Dibromochloromethane	ND	ug/L	0.50	0.36	1		06/02/22 04:03	124-48-1	
1,2-Dibromoethane (EDB)	ND	ug/L	0.50	0.27	1		06/02/22 04:03	106-93-4	
Dibromomethane	ND	ug/L	0.50	0.39	1		06/02/22 04:03	74-95-3	
1,2-Dichlorobenzene	ND	ug/L	0.50	0.34	1		06/02/22 04:03	95-50-1	
1,3-Dichlorobenzene	ND	ug/L	0.50	0.34	1		06/02/22 04:03	541-73-1	
1,4-Dichlorobenzene	ND	ug/L	0.50	0.33	1		06/02/22 04:03	106-46-7	
Dichlorodifluoromethane	ND	ug/L	0.50	0.35	1		06/02/22 04:03	75-71-8	
1,1-Dichloroethane	ND	ug/L	0.50	0.37	1		06/02/22 04:03	75-34-3	
1,2-Dichloroethane	ND	ug/L	0.50	0.32	1		06/02/22 04:03	107-06-2	
1,1-Dichloroethene	ND	ug/L	0.50	0.35	1		06/02/22 04:03	75-35-4	
cis-1,2-Dichloroethene	ND	ug/L	0.50	0.38	1		06/02/22 04:03	156-59-2	
trans-1,2-Dichloroethene	ND	ug/L	0.50	0.40	1		06/02/22 04:03	156-60-5	
1,2-Dichloropropane	ND	ug/L	0.50	0.36	1		06/02/22 04:03	78-87-5	
1,3-Dichloropropane	ND	ug/L	0.50	0.28	1		06/02/22 04:03	142-28-9	

REPORT OF LABORATORY ANALYSIS

This report shall not be reproduced, except in full,
without the written consent of Pace Analytical Services, LLC.

Pace Analytical Services, LLC
9800 Kincey Ave. Suite 100
Huntersville, NC 28078
(704)875-9092

ANALYTICAL RESULTS

Project: CPC HUNTERSVILLE (GW)
Pace Project No.: 92607409

Sample: MW-83 **Lab ID: 92607409014** Collected: 06/01/22 14:15 Received: 06/01/22 16:30 Matrix: Water

Parameters	Results	Units	Report Limit	MDL	DF	Prepared	Analyzed	CAS No.	Qual
6200B MSV	Analytical Method: SM 6200B Pace Analytical Services - Charlotte								
2,2-Dichloropropane	ND	ug/L	0.50	0.39	1		06/02/22 04:03	594-20-7	
1,1-Dichloropropene	ND	ug/L	0.50	0.43	1		06/02/22 04:03	563-58-6	
cis-1,3-Dichloropropene	ND	ug/L	0.50	0.36	1		06/02/22 04:03	10061-01-5	
trans-1,3-Dichloropropene	ND	ug/L	0.50	0.36	1		06/02/22 04:03	10061-02-6	
Diisopropyl ether	ND	ug/L	0.50	0.31	1		06/02/22 04:03	108-20-3	
Ethylbenzene	ND	ug/L	0.50	0.30	1		06/02/22 04:03	100-41-4	
Hexachloro-1,3-butadiene	ND	ug/L	2.0	1.5	1		06/02/22 04:03	87-68-3	
Isopropylbenzene (Cumene)	ND	ug/L	0.50	0.33	1		06/02/22 04:03	98-82-8	
Methylene Chloride	ND	ug/L	2.0	2.0	1		06/02/22 04:03	75-09-2	
Methyl-tert-butyl ether	ND	ug/L	0.50	0.42	1		06/02/22 04:03	1634-04-4	
Naphthalene	ND	ug/L	2.0	0.64	1		06/02/22 04:03	91-20-3	
n-Propylbenzene	ND	ug/L	0.50	0.34	1		06/02/22 04:03	103-65-1	
Styrene	ND	ug/L	0.50	0.29	1		06/02/22 04:03	100-42-5	
1,1,1,2-Tetrachloroethane	ND	ug/L	0.50	0.31	1		06/02/22 04:03	630-20-6	
1,1,2,2-Tetrachloroethane	ND	ug/L	0.50	0.22	1		06/02/22 04:03	79-34-5	
Tetrachloroethene	ND	ug/L	0.50	0.29	1		06/02/22 04:03	127-18-4	
Toluene	ND	ug/L	0.50	0.48	1		06/02/22 04:03	108-88-3	
1,2,3-Trichlorobenzene	ND	ug/L	2.0	0.81	1		06/02/22 04:03	87-61-6	
1,2,4-Trichlorobenzene	ND	ug/L	2.0	0.64	1		06/02/22 04:03	120-82-1	
1,1,1-Trichloroethane	ND	ug/L	0.50	0.33	1		06/02/22 04:03	71-55-6	
1,1,2-Trichloroethane	ND	ug/L	0.50	0.32	1		06/02/22 04:03	79-00-5	
Trichloroethene	ND	ug/L	0.50	0.38	1		06/02/22 04:03	79-01-6	
Trichlorofluoromethane	ND	ug/L	1.0	0.30	1		06/02/22 04:03	75-69-4	
1,2,3-Trichloropropane	ND	ug/L	0.50	0.26	1		06/02/22 04:03	96-18-4	
1,2,4-Trimethylbenzene	ND	ug/L	0.50	0.50	1		06/02/22 04:03	95-63-6	
1,3,5-Trimethylbenzene	ND	ug/L	0.50	0.33	1		06/02/22 04:03	108-67-8	
Vinyl chloride	ND	ug/L	1.0	0.39	1		06/02/22 04:03	75-01-4	
m&p-Xylene	ND	ug/L	1.0	0.71	1		06/02/22 04:03	179601-23-1	
o-Xylene	ND	ug/L	0.50	0.34	1		06/02/22 04:03	95-47-6	
Surrogates									
1,2-Dichloroethane-d4 (S)	103	%	70-130		1		06/02/22 04:03	17060-07-0	
4-Bromofluorobenzene (S)	95	%	70-130		1		06/02/22 04:03	460-00-4	
Toluene-d8 (S)	98	%	70-130		1		06/02/22 04:03	2037-26-5	

REPORT OF LABORATORY ANALYSIS

This report shall not be reproduced, except in full,
without the written consent of Pace Analytical Services, LLC.

Pace Analytical Services, LLC
9800 Kincey Ave. Suite 100
Huntersville, NC 28078
(704)875-9092

ANALYTICAL RESULTS

Project: CPC HUNTERSVILLE (GW)
Pace Project No.: 92607409

Sample: MW-19 **Lab ID: 92607409015** Collected: 06/01/22 14:00 Received: 06/01/22 16:30 Matrix: Water

Parameters	Results	Units	Report Limit	MDL	DF	Prepared	Analyzed	CAS No.	Qual
VPH NC Water	Analytical Method: MADEP VPH Pace Analytical Services - Charlotte								
Total VPH (C5-C12)	**183000**	ug/L	2500	2500	50		06/04/22 13:23		N2
Aliphatic (C05-C08)	**153000**	ug/L	2500	2500	50		06/04/22 13:23		N2
Aliphatic(C09-C12) Adjusted	**25800**	ug/L	2500	2500	50		06/04/22 13:23		N2
Aromatic (C09-C10)	**4320**	ug/L	2500	2500	50		06/04/22 13:23		N2
Surrogates									
4-Bromofluorobenzene (FID) (S)	102	%	70-130		50		06/04/22 13:23	460-00-4	
4-Bromofluorobenzene (PID) (S)	81	%	70-130		50		06/04/22 13:23	460-00-4	
6020 MET ICPMS	Analytical Method: EPA 6020B Preparation Method: EPA 3005A Pace Analytical Services - Peachtree Corners, GA								
Lead	ND	ug/L	5.0	0.89	1	06/02/22 14:26	06/03/22 20:50	7439-92-1	
6200B MSV	Analytical Method: SM 6200B Pace Analytical Services - Charlotte								
Benzene	**9240**	ug/L	62.5	43.1	125		06/03/22 11:28	71-43-2	M1
Bromobenzene	ND	ug/L	62.5	36.2	125		06/03/22 11:28	108-86-1	M1
Bromochloromethane	ND	ug/L	62.5	58.5	125		06/03/22 11:28	74-97-5	M1
Bromodichloromethane	ND	ug/L	62.5	38.4	125		06/03/22 11:28	75-27-4	M1
Bromoform	ND	ug/L	62.5	42.6	125		06/03/22 11:28	75-25-2	
Bromomethane	ND	ug/L	625	208	125		06/03/22 11:28	74-83-9	
n-Butylbenzene	ND	ug/L	62.5	61.2	125		06/03/22 11:28	104-51-8	M1
sec-Butylbenzene	ND	ug/L	62.5	50.0	125		06/03/22 11:28	135-98-8	M1
tert-Butylbenzene	ND	ug/L	62.5	40.4	125		06/03/22 11:28	98-06-6	
Carbon tetrachloride	ND	ug/L	62.5	41.6	125		06/03/22 11:28	56-23-5	M1
Chlorobenzene	ND	ug/L	62.5	35.5	125		06/03/22 11:28	108-90-7	M1
Chloroethane	ND	ug/L	125	81.1	125		06/03/22 11:28	75-00-3	M1
Chloroform	ND	ug/L	62.5	53.8	125		06/03/22 11:28	67-66-3	M1
Chloromethane	ND	ug/L	125	67.5	125		06/03/22 11:28	74-87-3	
2-Chlorotoluene	ND	ug/L	62.5	40.1	125		06/03/22 11:28	95-49-8	M1
4-Chlorotoluene	ND	ug/L	62.5	40.5	125		06/03/22 11:28	106-43-4	M1
1,2-Dibromo-3-chloropropane	ND	ug/L	125	42.5	125		06/03/22 11:28	96-12-8	
Dibromochloromethane	ND	ug/L	62.5	44.9	125		06/03/22 11:28	124-48-1	M1
1,2-Dibromoethane (EDB)	ND	ug/L	62.5	34.0	125		06/03/22 11:28	106-93-4	M1
Dibromomethane	ND	ug/L	62.5	49.2	125		06/03/22 11:28	74-95-3	M1
1,2-Dichlorobenzene	ND	ug/L	62.5	42.4	125		06/03/22 11:28	95-50-1	M1
1,3-Dichlorobenzene	ND	ug/L	62.5	42.5	125		06/03/22 11:28	541-73-1	M1
1,4-Dichlorobenzene	ND	ug/L	62.5	41.6	125		06/03/22 11:28	106-46-7	M1
Dichlorodifluoromethane	ND	ug/L	62.5	43.2	125		06/03/22 11:28	75-71-8	
1,1-Dichloroethane	ND	ug/L	62.5	45.9	125		06/03/22 11:28	75-34-3	M1
1,2-Dichloroethane	ND	ug/L	62.5	40.2	125		06/03/22 11:28	107-06-2	M1
1,1-Dichloroethene	ND	ug/L	62.5	43.5	125		06/03/22 11:28	75-35-4	M1
cis-1,2-Dichloroethene	ND	ug/L	62.5	48.0	125		06/03/22 11:28	156-59-2	M1
trans-1,2-Dichloroethene	ND	ug/L	62.5	49.5	125		06/03/22 11:28	156-60-5	M1
1,2-Dichloropropane	ND	ug/L	62.5	44.4	125		06/03/22 11:28	78-87-5	M1
1,3-Dichloropropane	ND	ug/L	62.5	35.5	125		06/03/22 11:28	142-28-9	M1

REPORT OF LABORATORY ANALYSIS

This report shall not be reproduced, except in full,
without the written consent of Pace Analytical Services, LLC.

Pace Analytical Services, LLC
9800 Kincey Ave. Suite 100
Huntersville, NC 28078
(704)875-9092

ANALYTICAL RESULTS

Project: CPC HUNTERSVILLE (GW)
Pace Project No.: 92607409

Sample: MW-19 **Lab ID: 92607409015** Collected: 06/01/22 14:00 Received: 06/01/22 16:30 Matrix: Water

Parameters	Results	Units	Report Limit	MDL	DF	Prepared	Analyzed	CAS No.	Qual
6200B MSV	Analytical Method: SM 6200B Pace Analytical Services - Charlotte								
2,2-Dichloropropane	ND	ug/L	62.5	48.5	125		06/03/22 11:28	594-20-7	M1
1,1-Dichloropropene	ND	ug/L	62.5	53.4	125		06/03/22 11:28	563-58-6	M1
cis-1,3-Dichloropropene	ND	ug/L	62.5	45.6	125		06/03/22 11:28	10061-01-5	M1
trans-1,3-Dichloropropene	ND	ug/L	62.5	45.4	125		06/03/22 11:28	10061-02-6	M1
Diisopropyl ether	**353**	ug/L	62.5	38.5	125		06/03/22 11:28	108-20-3	M1
Ethylbenzene	**1460**	ug/L	62.5	38.0	125		06/03/22 11:28	100-41-4	M1
Hexachloro-1,3-butadiene	ND	ug/L	250	191	125		06/03/22 11:28	87-68-3	
Isopropylbenzene (Cumene)	ND	ug/L	62.5	41.6	125		06/03/22 11:28	98-82-8	M1
Methylene Chloride	ND	ug/L	250	244	125		06/03/22 11:28	75-09-2	M1
Methyl-tert-butyl ether	ND	ug/L	62.5	52.8	125		06/03/22 11:28	1634-04-4	M1
Naphthalene	**243J**	ug/L	250	80.6	125		06/03/22 11:28	91-20-3	
n-Propylbenzene	**83.8**	ug/L	62.5	42.5	125		06/03/22 11:28	103-65-1	M1
Styrene	ND	ug/L	62.5	36.5	125		06/03/22 11:28	100-42-5	M1
1,1,1,2-Tetrachloroethane	ND	ug/L	62.5	38.9	125		06/03/22 11:28	630-20-6	M1
1,1,2,2-Tetrachloroethane	ND	ug/L	62.5	28.1	125		06/03/22 11:28	79-34-5	M1
Tetrachloroethene	ND	ug/L	62.5	36.5	125		06/03/22 11:28	127-18-4	M1
Toluene	**22800**	ug/L	62.5	60.6	125		06/03/22 11:28	108-88-3	M1
1,2,3-Trichlorobenzene	ND	ug/L	250	101	125		06/03/22 11:28	87-61-6	
1,2,4-Trichlorobenzene	ND	ug/L	250	79.9	125		06/03/22 11:28	120-82-1	
1,1,1-Trichloroethane	ND	ug/L	62.5	41.5	125		06/03/22 11:28	71-55-6	M1
1,1,2-Trichloroethane	ND	ug/L	62.5	40.6	125		06/03/22 11:28	79-00-5	M1
Trichloroethene	ND	ug/L	62.5	47.9	125		06/03/22 11:28	79-01-6	M1
Trichlorofluoromethane	ND	ug/L	125	37.2	125		06/03/22 11:28	75-69-4	M1
1,2,3-Trichloropropane	ND	ug/L	62.5	32.6	125		06/03/22 11:28	96-18-4	M1
1,2,4-Trimethylbenzene	**956**	ug/L	62.5	61.9	125		06/03/22 11:28	95-63-6	M1
1,3,5-Trimethylbenzene	**218**	ug/L	62.5	41.5	125		06/03/22 11:28	108-67-8	M1
Vinyl chloride	ND	ug/L	125	48.2	125		06/03/22 11:28	75-01-4	M1
m&p-Xylene	**7050**	ug/L	125	88.6	125		06/03/22 11:28	179601-23-1	M1
o-Xylene	**3650**	ug/L	62.5	42.2	125		06/03/22 11:28	95-47-6	M1
Surrogates									
1,2-Dichloroethane-d4 (S)	103	%	70-130		125		06/03/22 11:28	17060-07-0	
4-Bromofluorobenzene (S)	94	%	70-130		125		06/03/22 11:28	460-00-4	
Toluene-d8 (S)	98	%	70-130		125		06/03/22 11:28	2037-26-5	

REPORT OF LABORATORY ANALYSIS

This report shall not be reproduced, except in full,
without the written consent of Pace Analytical Services, LLC.

Pace Analytical Services, LLC
9800 Kincey Ave. Suite 100
Huntersville, NC 28078
(704)875-9092

ANALYTICAL RESULTS

Project: CPC HUNTERSVILLE (GW)
Pace Project No.: 92607409

Sample: MW-78 **Lab ID: 92607409016** Collected: 06/01/22 14:30 Received: 06/01/22 16:30 Matrix: Water

Parameters	Results	Units	Report Limit	MDL	DF	Prepared	Analyzed	CAS No.	Qual
VPH NC Water	Analytical Method: MADEP VPH Pace Analytical Services - Charlotte								
Total VPH (C5-C12)	**74.4**	ug/L	50.0	50.0	1		06/03/22 05:12		N2
Aliphatic (C05-C08)	ND	ug/L	50.0	50.0	1		06/03/22 05:12		N2
Aliphatic(C09-C12) Adjusted	ND	ug/L	50.0	50.0	1		06/03/22 05:12		N2
Aromatic (C09-C10)	ND	ug/L	50.0	50.0	1		06/03/22 05:12		N2
Surrogates									
4-Bromofluorobenzene (FID) (S)	102	%	70-130		1		06/03/22 05:12	460-00-4	
4-Bromofluorobenzene (PID) (S)	84	%	70-130		1		06/03/22 05:12	460-00-4	
6020 MET ICPMS	Analytical Method: EPA 6020B Preparation Method: EPA 3005A Pace Analytical Services - Peachtree Corners, GA								
Lead	**1.9J**	ug/L	5.0	0.89	1	06/02/22 14:26	06/03/22 20:56	7439-92-1	
6200B MSV	Analytical Method: SM 6200B Pace Analytical Services - Charlotte								
Benzene	ND	ug/L	0.50	0.34	1		06/02/22 04:59	71-43-2	
Bromobenzene	ND	ug/L	0.50	0.29	1		06/02/22 04:59	108-86-1	
Bromochloromethane	ND	ug/L	0.50	0.47	1		06/02/22 04:59	74-97-5	
Bromodichloromethane	ND	ug/L	0.50	0.31	1		06/02/22 04:59	75-27-4	
Bromoform	ND	ug/L	0.50	0.34	1		06/02/22 04:59	75-25-2	
Bromomethane	ND	ug/L	5.0	1.7	1		06/02/22 04:59	74-83-9	
n-Butylbenzene	ND	ug/L	0.50	0.49	1		06/02/22 04:59	104-51-8	
sec-Butylbenzene	ND	ug/L	0.50	0.40	1		06/02/22 04:59	135-98-8	
tert-Butylbenzene	ND	ug/L	0.50	0.32	1		06/02/22 04:59	98-06-6	
Carbon tetrachloride	ND	ug/L	0.50	0.33	1		06/02/22 04:59	56-23-5	
Chlorobenzene	ND	ug/L	0.50	0.28	1		06/02/22 04:59	108-90-7	
Chloroethane	ND	ug/L	1.0	0.65	1		06/02/22 04:59	75-00-3	
Chloroform	ND	ug/L	0.50	0.43	1		06/02/22 04:59	67-66-3	
Chloromethane	ND	ug/L	1.0	0.54	1		06/02/22 04:59	74-87-3	
2-Chlorotoluene	ND	ug/L	0.50	0.32	1		06/02/22 04:59	95-49-8	
4-Chlorotoluene	ND	ug/L	0.50	0.32	1		06/02/22 04:59	106-43-4	
1,2-Dibromo-3-chloropropane	ND	ug/L	1.0	0.34	1		06/02/22 04:59	96-12-8	
Dibromochloromethane	ND	ug/L	0.50	0.36	1		06/02/22 04:59	124-48-1	
1,2-Dibromoethane (EDB)	ND	ug/L	0.50	0.27	1		06/02/22 04:59	106-93-4	
Dibromomethane	ND	ug/L	0.50	0.39	1		06/02/22 04:59	74-95-3	
1,2-Dichlorobenzene	ND	ug/L	0.50	0.34	1		06/02/22 04:59	95-50-1	
1,3-Dichlorobenzene	ND	ug/L	0.50	0.34	1		06/02/22 04:59	541-73-1	
1,4-Dichlorobenzene	ND	ug/L	0.50	0.33	1		06/02/22 04:59	106-46-7	
Dichlorodifluoromethane	ND	ug/L	0.50	0.35	1		06/02/22 04:59	75-71-8	
1,1-Dichloroethane	ND	ug/L	0.50	0.37	1		06/02/22 04:59	75-34-3	
1,2-Dichloroethane	ND	ug/L	0.50	0.32	1		06/02/22 04:59	107-06-2	
1,1-Dichloroethene	ND	ug/L	0.50	0.35	1		06/02/22 04:59	75-35-4	
cis-1,2-Dichloroethene	ND	ug/L	0.50	0.38	1		06/02/22 04:59	156-59-2	
trans-1,2-Dichloroethene	ND	ug/L	0.50	0.40	1		06/02/22 04:59	156-60-5	
1,2-Dichloropropane	ND	ug/L	0.50	0.36	1		06/02/22 04:59	78-87-5	
1,3-Dichloropropane	ND	ug/L	0.50	0.28	1		06/02/22 04:59	142-28-9	

REPORT OF LABORATORY ANALYSIS

This report shall not be reproduced, except in full,
without the written consent of Pace Analytical Services, LLC.

Pace Analytical Services, LLC
9800 Kincey Ave. Suite 100
Huntersville, NC 28078
(704)875-9092

ANALYTICAL RESULTS

Project: CPC HUNTERSVILLE (GW)
Pace Project No.: 92607409

Sample: MW-78 **Lab ID: 92607409016** Collected: 06/01/22 14:30 Received: 06/01/22 16:30 Matrix: Water

Parameters	Results	Units	Report Limit	MDL	DF	Prepared	Analyzed	CAS No.	Qual
6200B MSV	Analytical Method: SM 6200B Pace Analytical Services - Charlotte								
2,2-Dichloropropane	ND	ug/L	0.50	0.39	1		06/02/22 04:59	594-20-7	
1,1-Dichloropropene	ND	ug/L	0.50	0.43	1		06/02/22 04:59	563-58-6	
cis-1,3-Dichloropropene	ND	ug/L	0.50	0.36	1		06/02/22 04:59	10061-01-5	
trans-1,3-Dichloropropene	ND	ug/L	0.50	0.36	1		06/02/22 04:59	10061-02-6	
Diisopropyl ether	ND	ug/L	0.50	0.31	1		06/02/22 04:59	108-20-3	
Ethylbenzene	ND	ug/L	0.50	0.30	1		06/02/22 04:59	100-41-4	
Hexachloro-1,3-butadiene	ND	ug/L	2.0	1.5	1		06/02/22 04:59	87-68-3	
Isopropylbenzene (Cumene)	ND	ug/L	0.50	0.33	1		06/02/22 04:59	98-82-8	
Methylene Chloride	ND	ug/L	2.0	2.0	1		06/02/22 04:59	75-09-2	
Methyl-tert-butyl ether	ND	ug/L	0.50	0.42	1		06/02/22 04:59	1634-04-4	
Naphthalene	ND	ug/L	2.0	0.64	1		06/02/22 04:59	91-20-3	
n-Propylbenzene	ND	ug/L	0.50	0.34	1		06/02/22 04:59	103-65-1	
Styrene	ND	ug/L	0.50	0.29	1		06/02/22 04:59	100-42-5	
1,1,1,2-Tetrachloroethane	ND	ug/L	0.50	0.31	1		06/02/22 04:59	630-20-6	
1,1,2,2-Tetrachloroethane	ND	ug/L	0.50	0.22	1		06/02/22 04:59	79-34-5	
Tetrachloroethene	ND	ug/L	0.50	0.29	1		06/02/22 04:59	127-18-4	
Toluene	ND	ug/L	0.50	0.48	1		06/02/22 04:59	108-88-3	
1,2,3-Trichlorobenzene	ND	ug/L	2.0	0.81	1		06/02/22 04:59	87-61-6	
1,2,4-Trichlorobenzene	ND	ug/L	2.0	0.64	1		06/02/22 04:59	120-82-1	
1,1,1-Trichloroethane	ND	ug/L	0.50	0.33	1		06/02/22 04:59	71-55-6	
1,1,2-Trichloroethane	ND	ug/L	0.50	0.32	1		06/02/22 04:59	79-00-5	
Trichloroethene	ND	ug/L	0.50	0.38	1		06/02/22 04:59	79-01-6	
Trichlorofluoromethane	ND	ug/L	1.0	0.30	1		06/02/22 04:59	75-69-4	
1,2,3-Trichloropropane	ND	ug/L	0.50	0.26	1		06/02/22 04:59	96-18-4	
1,2,4-Trimethylbenzene	ND	ug/L	0.50	0.50	1		06/02/22 04:59	95-63-6	
1,3,5-Trimethylbenzene	ND	ug/L	0.50	0.33	1		06/02/22 04:59	108-67-8	
Vinyl chloride	ND	ug/L	1.0	0.39	1		06/02/22 04:59	75-01-4	
m&p-Xylene	ND	ug/L	1.0	0.71	1		06/02/22 04:59	179601-23-1	
o-Xylene	ND	ug/L	0.50	0.34	1		06/02/22 04:59	95-47-6	
Surrogates									
1,2-Dichloroethane-d4 (S)	104	%	70-130		1		06/02/22 04:59	17060-07-0	
4-Bromofluorobenzene (S)	96	%	70-130		1		06/02/22 04:59	460-00-4	
Toluene-d8 (S)	98	%	70-130		1		06/02/22 04:59	2037-26-5	

REPORT OF LABORATORY ANALYSIS

This report shall not be reproduced, except in full,
without the written consent of Pace Analytical Services, LLC.

Pace Analytical Services, LLC
9800 Kincey Ave. Suite 100
Huntersville, NC 28078
(704)875-9092

ANALYTICAL RESULTS

Project: CPC HUNTERSVILLE (GW)
Pace Project No.: 92607409

Sample: MW-80 **Lab ID: 92607409017** Collected: 06/01/22 14:45 Received: 06/01/22 16:30 Matrix: Water

Parameters	Results	Units	Report Limit	MDL	DF	Prepared	Analyzed	CAS No.	Qual
VPH NC Water	Analytical Method: MADEP VPH Pace Analytical Services - Charlotte								
Total VPH (C5-C12)	ND	ug/L	50.0	50.0	1		06/03/22 05:41		N2
Aliphatic (C05-C08)	ND	ug/L	50.0	50.0	1		06/03/22 05:41		N2
Aliphatic(C09-C12) Adjusted	ND	ug/L	50.0	50.0	1		06/03/22 05:41		N2
Aromatic (C09-C10)	ND	ug/L	50.0	50.0	1		06/03/22 05:41		N2
Surrogates									
4-Bromofluorobenzene (FID) (S)	99	%	70-130		1		06/03/22 05:41	460-00-4	
4-Bromofluorobenzene (PID) (S)	81	%	70-130		1		06/03/22 05:41	460-00-4	
6020 MET ICPMS	Analytical Method: EPA 6020B Preparation Method: EPA 3005A Pace Analytical Services - Peachtree Corners, GA								
Lead	ND	ug/L	5.0	0.89	1	06/02/22 14:26	06/03/22 21:02	7439-92-1	
6200B MSV	Analytical Method: SM 6200B Pace Analytical Services - Charlotte								
Benzene	ND	ug/L	0.50	0.34	1		06/02/22 05:17	71-43-2	
Bromobenzene	ND	ug/L	0.50	0.29	1		06/02/22 05:17	108-86-1	
Bromochloromethane	ND	ug/L	0.50	0.47	1		06/02/22 05:17	74-97-5	
Bromodichloromethane	ND	ug/L	0.50	0.31	1		06/02/22 05:17	75-27-4	
Bromoform	ND	ug/L	0.50	0.34	1		06/02/22 05:17	75-25-2	
Bromomethane	ND	ug/L	5.0	1.7	1		06/02/22 05:17	74-83-9	
n-Butylbenzene	ND	ug/L	0.50	0.49	1		06/02/22 05:17	104-51-8	
sec-Butylbenzene	ND	ug/L	0.50	0.40	1		06/02/22 05:17	135-98-8	
tert-Butylbenzene	ND	ug/L	0.50	0.32	1		06/02/22 05:17	98-06-6	
Carbon tetrachloride	ND	ug/L	0.50	0.33	1		06/02/22 05:17	56-23-5	
Chlorobenzene	ND	ug/L	0.50	0.28	1		06/02/22 05:17	108-90-7	
Chloroethane	ND	ug/L	1.0	0.65	1		06/02/22 05:17	75-00-3	
Chloroform	ND	ug/L	0.50	0.43	1		06/02/22 05:17	67-66-3	
Chloromethane	ND	ug/L	1.0	0.54	1		06/02/22 05:17	74-87-3	
2-Chlorotoluene	ND	ug/L	0.50	0.32	1		06/02/22 05:17	95-49-8	
4-Chlorotoluene	ND	ug/L	0.50	0.32	1		06/02/22 05:17	106-43-4	
1,2-Dibromo-3-chloropropane	ND	ug/L	1.0	0.34	1		06/02/22 05:17	96-12-8	
Dibromochloromethane	ND	ug/L	0.50	0.36	1		06/02/22 05:17	124-48-1	
1,2-Dibromoethane (EDB)	ND	ug/L	0.50	0.27	1		06/02/22 05:17	106-93-4	
Dibromomethane	ND	ug/L	0.50	0.39	1		06/02/22 05:17	74-95-3	
1,2-Dichlorobenzene	ND	ug/L	0.50	0.34	1		06/02/22 05:17	95-50-1	
1,3-Dichlorobenzene	ND	ug/L	0.50	0.34	1		06/02/22 05:17	541-73-1	
1,4-Dichlorobenzene	ND	ug/L	0.50	0.33	1		06/02/22 05:17	106-46-7	
Dichlorodifluoromethane	ND	ug/L	0.50	0.35	1		06/02/22 05:17	75-71-8	
1,1-Dichloroethane	ND	ug/L	0.50	0.37	1		06/02/22 05:17	75-34-3	
1,2-Dichloroethane	ND	ug/L	0.50	0.32	1		06/02/22 05:17	107-06-2	
1,1-Dichloroethene	ND	ug/L	0.50	0.35	1		06/02/22 05:17	75-35-4	
cis-1,2-Dichloroethene	ND	ug/L	0.50	0.38	1		06/02/22 05:17	156-59-2	
trans-1,2-Dichloroethene	ND	ug/L	0.50	0.40	1		06/02/22 05:17	156-60-5	
1,2-Dichloropropane	ND	ug/L	0.50	0.36	1		06/02/22 05:17	78-87-5	
1,3-Dichloropropane	ND	ug/L	0.50	0.28	1		06/02/22 05:17	142-28-9	

REPORT OF LABORATORY ANALYSIS

This report shall not be reproduced, except in full,
without the written consent of Pace Analytical Services, LLC.

Pace Analytical Services, LLC
9800 Kincey Ave. Suite 100
Huntersville, NC 28078
(704)875-9092

ANALYTICAL RESULTS

Project: CPC HUNTERSVILLE (GW)
Pace Project No.: 92607409

Sample: MW-80 **Lab ID: 92607409017** Collected: 06/01/22 14:45 Received: 06/01/22 16:30 Matrix: Water

Parameters	Results	Units	Report Limit	MDL	DF	Prepared	Analyzed	CAS No.	Qual
6200B MSV	Analytical Method: SM 6200B Pace Analytical Services - Charlotte								
2,2-Dichloropropane	ND	ug/L	0.50	0.39	1		06/02/22 05:17	594-20-7	
1,1-Dichloropropene	ND	ug/L	0.50	0.43	1		06/02/22 05:17	563-58-6	
cis-1,3-Dichloropropene	ND	ug/L	0.50	0.36	1		06/02/22 05:17	10061-01-5	
trans-1,3-Dichloropropene	ND	ug/L	0.50	0.36	1		06/02/22 05:17	10061-02-6	
Diisopropyl ether	ND	ug/L	0.50	0.31	1		06/02/22 05:17	108-20-3	
Ethylbenzene	ND	ug/L	0.50	0.30	1		06/02/22 05:17	100-41-4	
Hexachloro-1,3-butadiene	ND	ug/L	2.0	1.5	1		06/02/22 05:17	87-68-3	
Isopropylbenzene (Cumene)	ND	ug/L	0.50	0.33	1		06/02/22 05:17	98-82-8	
Methylene Chloride	ND	ug/L	2.0	2.0	1		06/02/22 05:17	75-09-2	
Methyl-tert-butyl ether	ND	ug/L	0.50	0.42	1		06/02/22 05:17	1634-04-4	
Naphthalene	ND	ug/L	2.0	0.64	1		06/02/22 05:17	91-20-3	
n-Propylbenzene	ND	ug/L	0.50	0.34	1		06/02/22 05:17	103-65-1	
Styrene	ND	ug/L	0.50	0.29	1		06/02/22 05:17	100-42-5	
1,1,1,2-Tetrachloroethane	ND	ug/L	0.50	0.31	1		06/02/22 05:17	630-20-6	
1,1,2,2-Tetrachloroethane	ND	ug/L	0.50	0.22	1		06/02/22 05:17	79-34-5	
Tetrachloroethene	ND	ug/L	0.50	0.29	1		06/02/22 05:17	127-18-4	
Toluene	ND	ug/L	0.50	0.48	1		06/02/22 05:17	108-88-3	
1,2,3-Trichlorobenzene	ND	ug/L	2.0	0.81	1		06/02/22 05:17	87-61-6	
1,2,4-Trichlorobenzene	ND	ug/L	2.0	0.64	1		06/02/22 05:17	120-82-1	
1,1,1-Trichloroethane	ND	ug/L	0.50	0.33	1		06/02/22 05:17	71-55-6	
1,1,2-Trichloroethane	ND	ug/L	0.50	0.32	1		06/02/22 05:17	79-00-5	
Trichloroethene	ND	ug/L	0.50	0.38	1		06/02/22 05:17	79-01-6	
Trichlorofluoromethane	ND	ug/L	1.0	0.30	1		06/02/22 05:17	75-69-4	
1,2,3-Trichloropropane	ND	ug/L	0.50	0.26	1		06/02/22 05:17	96-18-4	
1,2,4-Trimethylbenzene	ND	ug/L	0.50	0.50	1		06/02/22 05:17	95-63-6	
1,3,5-Trimethylbenzene	ND	ug/L	0.50	0.33	1		06/02/22 05:17	108-67-8	
Vinyl chloride	ND	ug/L	1.0	0.39	1		06/02/22 05:17	75-01-4	
m&p-Xylene	ND	ug/L	1.0	0.71	1		06/02/22 05:17	179601-23-1	
o-Xylene	ND	ug/L	0.50	0.34	1		06/02/22 05:17	95-47-6	
Surrogates									
1,2-Dichloroethane-d4 (S)	103	%	70-130		1		06/02/22 05:17	17060-07-0	
4-Bromofluorobenzene (S)	93	%	70-130		1		06/02/22 05:17	460-00-4	
Toluene-d8 (S)	98	%	70-130		1		06/02/22 05:17	2037-26-5	

REPORT OF LABORATORY ANALYSIS

This report shall not be reproduced, except in full,
without the written consent of Pace Analytical Services, LLC.

Pace Analytical Services, LLC
9800 Kincey Ave. Suite 100
Huntersville, NC 28078
(704)875-9092

ANALYTICAL RESULTS

Project: CPC HUNTERSVILLE (GW)
Pace Project No.: 92607409

Sample: DUP-1-20220601 **Lab ID: 92607409018** Collected: 06/01/22 00:00 Received: 06/01/22 16:30 Matrix: Water

Parameters	Results	Units	Report Limit	MDL	DF	Prepared	Analyzed	CAS No.	Qual
VPH NC Water	Analytical Method: MADEP VPH Pace Analytical Services - Charlotte								
Total VPH (C5-C12)	ND	ug/L	50.0	50.0	1		06/03/22 06:09		N2
Aliphatic (C05-C08)	ND	ug/L	50.0	50.0	1		06/03/22 06:09		N2
Aliphatic(C09-C12) Adjusted	ND	ug/L	50.0	50.0	1		06/03/22 06:09		N2
Aromatic (C09-C10)	ND	ug/L	50.0	50.0	1		06/03/22 06:09		N2
Surrogates									
4-Bromofluorobenzene (FID) (S)	95	%	70-130		1		06/03/22 06:09	460-00-4	
4-Bromofluorobenzene (PID) (S)	78	%	70-130		1		06/03/22 06:09	460-00-4	
6020 MET ICPMS	Analytical Method: EPA 6020B Preparation Method: EPA 3005A Pace Analytical Services - Peachtree Corners, GA								
Lead	**2.0J**	ug/L	5.0	0.89	1	06/02/22 14:26	06/03/22 21:14	7439-92-1	
6200B MSV	Analytical Method: SM 6200B Pace Analytical Services - Charlotte								
Benzene	ND	ug/L	0.50	0.34	1		06/03/22 09:56	71-43-2	
Bromobenzene	ND	ug/L	0.50	0.29	1		06/03/22 09:56	108-86-1	
Bromochloromethane	ND	ug/L	0.50	0.47	1		06/03/22 09:56	74-97-5	
Bromodichloromethane	ND	ug/L	0.50	0.31	1		06/03/22 09:56	75-27-4	
Bromoform	ND	ug/L	0.50	0.34	1		06/03/22 09:56	75-25-2	
Bromomethane	ND	ug/L	5.0	1.7	1		06/03/22 09:56	74-83-9	
n-Butylbenzene	ND	ug/L	0.50	0.49	1		06/03/22 09:56	104-51-8	
sec-Butylbenzene	ND	ug/L	0.50	0.40	1		06/03/22 09:56	135-98-8	
tert-Butylbenzene	ND	ug/L	0.50	0.32	1		06/03/22 09:56	98-06-6	
Carbon tetrachloride	ND	ug/L	0.50	0.33	1		06/03/22 09:56	56-23-5	
Chlorobenzene	ND	ug/L	0.50	0.28	1		06/03/22 09:56	108-90-7	
Chloroethane	ND	ug/L	1.0	0.65	1		06/03/22 09:56	75-00-3	
Chloroform	ND	ug/L	0.50	0.43	1		06/03/22 09:56	67-66-3	
Chloromethane	ND	ug/L	1.0	0.54	1		06/03/22 09:56	74-87-3	
2-Chlorotoluene	ND	ug/L	0.50	0.32	1		06/03/22 09:56	95-49-8	
4-Chlorotoluene	ND	ug/L	0.50	0.32	1		06/03/22 09:56	106-43-4	
1,2-Dibromo-3-chloropropane	ND	ug/L	1.0	0.34	1		06/03/22 09:56	96-12-8	
Dibromochloromethane	ND	ug/L	0.50	0.36	1		06/03/22 09:56	124-48-1	
1,2-Dibromoethane (EDB)	ND	ug/L	0.50	0.27	1		06/03/22 09:56	106-93-4	
Dibromomethane	ND	ug/L	0.50	0.39	1		06/03/22 09:56	74-95-3	
1,2-Dichlorobenzene	ND	ug/L	0.50	0.34	1		06/03/22 09:56	95-50-1	
1,3-Dichlorobenzene	ND	ug/L	0.50	0.34	1		06/03/22 09:56	541-73-1	
1,4-Dichlorobenzene	ND	ug/L	0.50	0.33	1		06/03/22 09:56	106-46-7	
Dichlorodifluoromethane	ND	ug/L	0.50	0.35	1		06/03/22 09:56	75-71-8	
1,1-Dichloroethane	ND	ug/L	0.50	0.37	1		06/03/22 09:56	75-34-3	
1,2-Dichloroethane	ND	ug/L	0.50	0.32	1		06/03/22 09:56	107-06-2	
1,1-Dichloroethene	ND	ug/L	0.50	0.35	1		06/03/22 09:56	75-35-4	
cis-1,2-Dichloroethene	ND	ug/L	0.50	0.38	1		06/03/22 09:56	156-59-2	
trans-1,2-Dichloroethene	ND	ug/L	0.50	0.40	1		06/03/22 09:56	156-60-5	
1,2-Dichloropropane	ND	ug/L	0.50	0.36	1		06/03/22 09:56	78-87-5	
1,3-Dichloropropane	ND	ug/L	0.50	0.28	1		06/03/22 09:56	142-28-9	

REPORT OF LABORATORY ANALYSIS

This report shall not be reproduced, except in full,
without the written consent of Pace Analytical Services, LLC.

Pace Analytical Services, LLC
9800 Kincey Ave. Suite 100
Huntersville, NC 28078
(704)875-9092

ANALYTICAL RESULTS

Project: CPC HUNTERSVILLE (GW)
Pace Project No.: 92607409

Sample: DUP-1-20220601 **Lab ID: 92607409018** Collected: 06/01/22 00:00 Received: 06/01/22 16:30 Matrix: Water

Parameters	Results	Units	Report Limit	MDL	DF	Prepared	Analyzed	CAS No.	Qual
6200B MSV	Analytical Method: SM 6200B Pace Analytical Services - Charlotte								
2,2-Dichloropropane	ND	ug/L	0.50	0.39	1		06/03/22 09:56	594-20-7	
1,1-Dichloropropene	ND	ug/L	0.50	0.43	1		06/03/22 09:56	563-58-6	
cis-1,3-Dichloropropene	ND	ug/L	0.50	0.36	1		06/03/22 09:56	10061-01-5	
trans-1,3-Dichloropropene	ND	ug/L	0.50	0.36	1		06/03/22 09:56	10061-02-6	
Diisopropyl ether	ND	ug/L	0.50	0.31	1		06/03/22 09:56	108-20-3	
Ethylbenzene	ND	ug/L	0.50	0.30	1		06/03/22 09:56	100-41-4	
Hexachloro-1,3-butadiene	ND	ug/L	2.0	1.5	1		06/03/22 09:56	87-68-3	
Isopropylbenzene (Cumene)	ND	ug/L	0.50	0.33	1		06/03/22 09:56	98-82-8	
Methylene Chloride	ND	ug/L	2.0	2.0	1		06/03/22 09:56	75-09-2	
Methyl-tert-butyl ether	ND	ug/L	0.50	0.42	1		06/03/22 09:56	1634-04-4	
Naphthalene	ND	ug/L	2.0	0.64	1		06/03/22 09:56	91-20-3	
n-Propylbenzene	ND	ug/L	0.50	0.34	1		06/03/22 09:56	103-65-1	
Styrene	ND	ug/L	0.50	0.29	1		06/03/22 09:56	100-42-5	
1,1,1,2-Tetrachloroethane	ND	ug/L	0.50	0.31	1		06/03/22 09:56	630-20-6	
1,1,2,2-Tetrachloroethane	ND	ug/L	0.50	0.22	1		06/03/22 09:56	79-34-5	
Tetrachloroethene	ND	ug/L	0.50	0.29	1		06/03/22 09:56	127-18-4	
Toluene	ND	ug/L	0.50	0.48	1		06/03/22 09:56	108-88-3	
1,2,3-Trichlorobenzene	ND	ug/L	2.0	0.81	1		06/03/22 09:56	87-61-6	
1,2,4-Trichlorobenzene	ND	ug/L	2.0	0.64	1		06/03/22 09:56	120-82-1	
1,1,1-Trichloroethane	ND	ug/L	0.50	0.33	1		06/03/22 09:56	71-55-6	
1,1,2-Trichloroethane	ND	ug/L	0.50	0.32	1		06/03/22 09:56	79-00-5	
Trichloroethene	ND	ug/L	0.50	0.38	1		06/03/22 09:56	79-01-6	
Trichlorofluoromethane	ND	ug/L	1.0	0.30	1		06/03/22 09:56	75-69-4	
1,2,3-Trichloropropane	ND	ug/L	0.50	0.26	1		06/03/22 09:56	96-18-4	
1,2,4-Trimethylbenzene	ND	ug/L	0.50	0.50	1		06/03/22 09:56	95-63-6	
1,3,5-Trimethylbenzene	ND	ug/L	0.50	0.33	1		06/03/22 09:56	108-67-8	
Vinyl chloride	ND	ug/L	1.0	0.39	1		06/03/22 09:56	75-01-4	
m&p-Xylene	ND	ug/L	1.0	0.71	1		06/03/22 09:56	179601-23-1	
o-Xylene	ND	ug/L	0.50	0.34	1		06/03/22 09:56	95-47-6	
Surrogates									
1,2-Dichloroethane-d4 (S)	104	%	70-130		1		06/03/22 09:56	17060-07-0	
4-Bromofluorobenzene (S)	94	%	70-130		1		06/03/22 09:56	460-00-4	
Toluene-d8 (S)	99	%	70-130		1		06/03/22 09:56	2037-26-5	

REPORT OF LABORATORY ANALYSIS

This report shall not be reproduced, except in full,
without the written consent of Pace Analytical Services, LLC.

Pace Analytical Services, LLC
9800 Kincey Ave. Suite 100
Huntersville, NC 28078
(704)875-9092

ANALYTICAL RESULTS

Project: CPC HUNTERSVILLE (GW)
Pace Project No.: 92607409

Sample: DUP-2-20220601 **Lab ID: 92607409019** Collected: 06/01/22 00:00 Received: 06/01/22 16:30 Matrix: Water

Parameters	Results	Units	Report Limit	MDL	DF	Prepared	Analyzed	CAS No.	Qual
VPH NC Water	Analytical Method: MADEP VPH Pace Analytical Services - Charlotte								
Total VPH (C5-C12)	ND	ug/L	50.0	50.0	1		06/03/22 06:38		N2
Aliphatic (C05-C08)	ND	ug/L	50.0	50.0	1		06/03/22 06:38		N2
Aliphatic(C09-C12) Adjusted	ND	ug/L	50.0	50.0	1		06/03/22 06:38		N2
Aromatic (C09-C10)	ND	ug/L	50.0	50.0	1		06/03/22 06:38		N2
Surrogates									
4-Bromofluorobenzene (FID) (S)	99	%	70-130		1		06/03/22 06:38	460-00-4	
4-Bromofluorobenzene (PID) (S)	81	%	70-130		1		06/03/22 06:38	460-00-4	
6020 MET ICPMS	Analytical Method: EPA 6020B Preparation Method: EPA 3005A Pace Analytical Services - Peachtree Corners, GA								
Lead	ND	ug/L	5.0	0.89	1	06/02/22 14:26	06/03/22 21:20	7439-92-1	
6200B MSV	Analytical Method: SM 6200B Pace Analytical Services - Charlotte								
Benzene	ND	ug/L	0.50	0.34	1		06/03/22 10:15	71-43-2	
Bromobenzene	ND	ug/L	0.50	0.29	1		06/03/22 10:15	108-86-1	
Bromochloromethane	ND	ug/L	0.50	0.47	1		06/03/22 10:15	74-97-5	
Bromodichloromethane	ND	ug/L	0.50	0.31	1		06/03/22 10:15	75-27-4	
Bromoform	ND	ug/L	0.50	0.34	1		06/03/22 10:15	75-25-2	
Bromomethane	ND	ug/L	5.0	1.7	1		06/03/22 10:15	74-83-9	
n-Butylbenzene	ND	ug/L	0.50	0.49	1		06/03/22 10:15	104-51-8	
sec-Butylbenzene	ND	ug/L	0.50	0.40	1		06/03/22 10:15	135-98-8	
tert-Butylbenzene	ND	ug/L	0.50	0.32	1		06/03/22 10:15	98-06-6	
Carbon tetrachloride	ND	ug/L	0.50	0.33	1		06/03/22 10:15	56-23-5	
Chlorobenzene	ND	ug/L	0.50	0.28	1		06/03/22 10:15	108-90-7	
Chloroethane	ND	ug/L	1.0	0.65	1		06/03/22 10:15	75-00-3	
Chloroform	ND	ug/L	0.50	0.43	1		06/03/22 10:15	67-66-3	
Chloromethane	ND	ug/L	1.0	0.54	1		06/03/22 10:15	74-87-3	
2-Chlorotoluene	ND	ug/L	0.50	0.32	1		06/03/22 10:15	95-49-8	
4-Chlorotoluene	ND	ug/L	0.50	0.32	1		06/03/22 10:15	106-43-4	
1,2-Dibromo-3-chloropropane	ND	ug/L	1.0	0.34	1		06/03/22 10:15	96-12-8	
Dibromochloromethane	ND	ug/L	0.50	0.36	1		06/03/22 10:15	124-48-1	
1,2-Dibromoethane (EDB)	ND	ug/L	0.50	0.27	1		06/03/22 10:15	106-93-4	
Dibromomethane	ND	ug/L	0.50	0.39	1		06/03/22 10:15	74-95-3	
1,2-Dichlorobenzene	ND	ug/L	0.50	0.34	1		06/03/22 10:15	95-50-1	
1,3-Dichlorobenzene	ND	ug/L	0.50	0.34	1		06/03/22 10:15	541-73-1	
1,4-Dichlorobenzene	ND	ug/L	0.50	0.33	1		06/03/22 10:15	106-46-7	
Dichlorodifluoromethane	ND	ug/L	0.50	0.35	1		06/03/22 10:15	75-71-8	
1,1-Dichloroethane	ND	ug/L	0.50	0.37	1		06/03/22 10:15	75-34-3	
1,2-Dichloroethane	ND	ug/L	0.50	0.32	1		06/03/22 10:15	107-06-2	
1,1-Dichloroethene	ND	ug/L	0.50	0.35	1		06/03/22 10:15	75-35-4	
cis-1,2-Dichloroethene	ND	ug/L	0.50	0.38	1		06/03/22 10:15	156-59-2	
trans-1,2-Dichloroethene	ND	ug/L	0.50	0.40	1		06/03/22 10:15	156-60-5	
1,2-Dichloropropane	ND	ug/L	0.50	0.36	1		06/03/22 10:15	78-87-5	
1,3-Dichloropropane	ND	ug/L	0.50	0.28	1		06/03/22 10:15	142-28-9	

REPORT OF LABORATORY ANALYSIS

This report shall not be reproduced, except in full,
without the written consent of Pace Analytical Services, LLC.

Pace Analytical Services, LLC
9800 Kincey Ave. Suite 100
Huntersville, NC 28078
(704)875-9092

ANALYTICAL RESULTS

Project: CPC HUNTERSVILLE (GW)
Pace Project No.: 92607409

Sample: DUP-2-20220601 **Lab ID: 92607409019** Collected: 06/01/22 00:00 Received: 06/01/22 16:30 Matrix: Water

Parameters	Results	Units	Report Limit	MDL	DF	Prepared	Analyzed	CAS No.	Qual
6200B MSV	Analytical Method: SM 6200B Pace Analytical Services - Charlotte								
2,2-Dichloropropane	ND	ug/L	0.50	0.39	1		06/03/22 10:15	594-20-7	
1,1-Dichloropropene	ND	ug/L	0.50	0.43	1		06/03/22 10:15	563-58-6	
cis-1,3-Dichloropropene	ND	ug/L	0.50	0.36	1		06/03/22 10:15	10061-01-5	
trans-1,3-Dichloropropene	ND	ug/L	0.50	0.36	1		06/03/22 10:15	10061-02-6	
Diisopropyl ether	ND	ug/L	0.50	0.31	1		06/03/22 10:15	108-20-3	
Ethylbenzene	ND	ug/L	0.50	0.30	1		06/03/22 10:15	100-41-4	
Hexachloro-1,3-butadiene	ND	ug/L	2.0	1.5	1		06/03/22 10:15	87-68-3	
Isopropylbenzene (Cumene)	ND	ug/L	0.50	0.33	1		06/03/22 10:15	98-82-8	
Methylene Chloride	ND	ug/L	2.0	2.0	1		06/03/22 10:15	75-09-2	
Methyl-tert-butyl ether	ND	ug/L	0.50	0.42	1		06/03/22 10:15	1634-04-4	
Naphthalene	ND	ug/L	2.0	0.64	1		06/03/22 10:15	91-20-3	
n-Propylbenzene	ND	ug/L	0.50	0.34	1		06/03/22 10:15	103-65-1	
Styrene	ND	ug/L	0.50	0.29	1		06/03/22 10:15	100-42-5	
1,1,1,2-Tetrachloroethane	ND	ug/L	0.50	0.31	1		06/03/22 10:15	630-20-6	
1,1,2,2-Tetrachloroethane	ND	ug/L	0.50	0.22	1		06/03/22 10:15	79-34-5	
Tetrachloroethene	ND	ug/L	0.50	0.29	1		06/03/22 10:15	127-18-4	
Toluene	ND	ug/L	0.50	0.48	1		06/03/22 10:15	108-88-3	
1,2,3-Trichlorobenzene	ND	ug/L	2.0	0.81	1		06/03/22 10:15	87-61-6	
1,2,4-Trichlorobenzene	ND	ug/L	2.0	0.64	1		06/03/22 10:15	120-82-1	
1,1,1-Trichloroethane	ND	ug/L	0.50	0.33	1		06/03/22 10:15	71-55-6	
1,1,2-Trichloroethane	ND	ug/L	0.50	0.32	1		06/03/22 10:15	79-00-5	
Trichloroethene	ND	ug/L	0.50	0.38	1		06/03/22 10:15	79-01-6	
Trichlorofluoromethane	ND	ug/L	1.0	0.30	1		06/03/22 10:15	75-69-4	
1,2,3-Trichloropropane	ND	ug/L	0.50	0.26	1		06/03/22 10:15	96-18-4	
1,2,4-Trimethylbenzene	ND	ug/L	0.50	0.50	1		06/03/22 10:15	95-63-6	
1,3,5-Trimethylbenzene	ND	ug/L	0.50	0.33	1		06/03/22 10:15	108-67-8	
Vinyl chloride	ND	ug/L	1.0	0.39	1		06/03/22 10:15	75-01-4	
m&p-Xylene	ND	ug/L	1.0	0.71	1		06/03/22 10:15	179601-23-1	
o-Xylene	ND	ug/L	0.50	0.34	1		06/03/22 10:15	95-47-6	
Surrogates									
1,2-Dichloroethane-d4 (S)	104	%	70-130		1		06/03/22 10:15	17060-07-0	
4-Bromofluorobenzene (S)	93	%	70-130		1		06/03/22 10:15	460-00-4	
Toluene-d8 (S)	99	%	70-130		1		06/03/22 10:15	2037-26-5	

REPORT OF LABORATORY ANALYSIS

This report shall not be reproduced, except in full,
without the written consent of Pace Analytical Services, LLC.

Pace Analytical Services, LLC
9800 Kincey Ave. Suite 100
Huntersville, NC 28078
(704)875-9092

ANALYTICAL RESULTS

Project: CPC HUNTERSVILLE (GW)
Pace Project No.: 92607409

Sample: EB-1-20220601 **Lab ID: 92607409020** Collected: 06/01/22 15:30 Received: 06/01/22 16:30 Matrix: Water

Parameters	Results	Units	Report Limit	MDL	DF	Prepared	Analyzed	CAS No.	Qual
VPH NC Water	Analytical Method: MADEP VPH Pace Analytical Services - Charlotte								
Total VPH (C5-C12)	ND	ug/L	50.0	50.0	1		06/03/22 07:07		N2
Aliphatic (C05-C08)	ND	ug/L	50.0	50.0	1		06/03/22 07:07		N2
Aliphatic(C09-C12) Adjusted	ND	ug/L	50.0	50.0	1		06/03/22 07:07		N2
Aromatic (C09-C10)	ND	ug/L	50.0	50.0	1		06/03/22 07:07		N2
Surrogates									
4-Bromofluorobenzene (FID) (S)	96	%	70-130		1		06/03/22 07:07	460-00-4	
4-Bromofluorobenzene (PID) (S)	79	%	70-130		1		06/03/22 07:07	460-00-4	
6020 MET ICPMS	Analytical Method: EPA 6020B Preparation Method: EPA 3005A Pace Analytical Services - Peachtree Corners, GA								
Lead	ND	ug/L	5.0	0.89	1	06/02/22 14:26	06/03/22 21:38	7439-92-1	
6200B MSV	Analytical Method: SM 6200B Pace Analytical Services - Charlotte								
Benzene	ND	ug/L	0.50	0.34	1		06/02/22 14:52	71-43-2	
Bromobenzene	ND	ug/L	0.50	0.29	1		06/02/22 14:52	108-86-1	
Bromochloromethane	ND	ug/L	0.50	0.47	1		06/02/22 14:52	74-97-5	
Bromodichloromethane	ND	ug/L	0.50	0.31	1		06/02/22 14:52	75-27-4	
Bromoform	ND	ug/L	0.50	0.34	1		06/02/22 14:52	75-25-2	
Bromomethane	ND	ug/L	5.0	1.7	1		06/02/22 14:52	74-83-9	
n-Butylbenzene	ND	ug/L	0.50	0.49	1		06/02/22 14:52	104-51-8	
sec-Butylbenzene	ND	ug/L	0.50	0.40	1		06/02/22 14:52	135-98-8	
tert-Butylbenzene	ND	ug/L	0.50	0.32	1		06/02/22 14:52	98-06-6	
Carbon tetrachloride	ND	ug/L	0.50	0.33	1		06/02/22 14:52	56-23-5	
Chlorobenzene	ND	ug/L	0.50	0.28	1		06/02/22 14:52	108-90-7	
Chloroethane	ND	ug/L	1.0	0.65	1		06/02/22 14:52	75-00-3	
Chloroform	ND	ug/L	0.50	0.43	1		06/02/22 14:52	67-66-3	
Chloromethane	ND	ug/L	1.0	0.54	1		06/02/22 14:52	74-87-3	
2-Chlorotoluene	ND	ug/L	0.50	0.32	1		06/02/22 14:52	95-49-8	
4-Chlorotoluene	ND	ug/L	0.50	0.32	1		06/02/22 14:52	106-43-4	
1,2-Dibromo-3-chloropropane	ND	ug/L	1.0	0.34	1		06/02/22 14:52	96-12-8	
Dibromochloromethane	ND	ug/L	0.50	0.36	1		06/02/22 14:52	124-48-1	
1,2-Dibromoethane (EDB)	ND	ug/L	0.50	0.27	1		06/02/22 14:52	106-93-4	
Dibromomethane	ND	ug/L	0.50	0.39	1		06/02/22 14:52	74-95-3	
1,2-Dichlorobenzene	ND	ug/L	0.50	0.34	1		06/02/22 14:52	95-50-1	
1,3-Dichlorobenzene	ND	ug/L	0.50	0.34	1		06/02/22 14:52	541-73-1	
1,4-Dichlorobenzene	ND	ug/L	0.50	0.33	1		06/02/22 14:52	106-46-7	
Dichlorodifluoromethane	ND	ug/L	0.50	0.35	1		06/02/22 14:52	75-71-8	
1,1-Dichloroethane	ND	ug/L	0.50	0.37	1		06/02/22 14:52	75-34-3	
1,2-Dichloroethane	ND	ug/L	0.50	0.32	1		06/02/22 14:52	107-06-2	
1,1-Dichloroethene	ND	ug/L	0.50	0.35	1		06/02/22 14:52	75-35-4	
cis-1,2-Dichloroethene	ND	ug/L	0.50	0.38	1		06/02/22 14:52	156-59-2	
trans-1,2-Dichloroethene	ND	ug/L	0.50	0.40	1		06/02/22 14:52	156-60-5	
1,2-Dichloropropane	ND	ug/L	0.50	0.36	1		06/02/22 14:52	78-87-5	
1,3-Dichloropropane	ND	ug/L	0.50	0.28	1		06/02/22 14:52	142-28-9	

REPORT OF LABORATORY ANALYSIS

This report shall not be reproduced, except in full,
without the written consent of Pace Analytical Services, LLC.

Pace Analytical Services, LLC
9800 Kincey Ave. Suite 100
Huntersville, NC 28078
(704)875-9092

ANALYTICAL RESULTS

Project: CPC HUNTERSVILLE (GW)
Pace Project No.: 92607409

Sample: EB-1-20220601 **Lab ID: 92607409020** Collected: 06/01/22 15:30 Received: 06/01/22 16:30 Matrix: Water

Parameters	Results	Units	Report Limit	MDL	DF	Prepared	Analyzed	CAS No.	Qual
6200B MSV	Analytical Method: SM 6200B Pace Analytical Services - Charlotte								
2,2-Dichloropropane	ND	ug/L	0.50	0.39	1		06/02/22 14:52	594-20-7	
1,1-Dichloropropene	ND	ug/L	0.50	0.43	1		06/02/22 14:52	563-58-6	
cis-1,3-Dichloropropene	ND	ug/L	0.50	0.36	1		06/02/22 14:52	10061-01-5	
trans-1,3-Dichloropropene	ND	ug/L	0.50	0.36	1		06/02/22 14:52	10061-02-6	
Diisopropyl ether	ND	ug/L	0.50	0.31	1		06/02/22 14:52	108-20-3	
Ethylbenzene	ND	ug/L	0.50	0.30	1		06/02/22 14:52	100-41-4	
Hexachloro-1,3-butadiene	ND	ug/L	2.0	1.5	1		06/02/22 14:52	87-68-3	
Isopropylbenzene (Cumene)	ND	ug/L	0.50	0.33	1		06/02/22 14:52	98-82-8	
Methylene Chloride	ND	ug/L	2.0	2.0	1		06/02/22 14:52	75-09-2	
Methyl-tert-butyl ether	ND	ug/L	0.50	0.42	1		06/02/22 14:52	1634-04-4	
Naphthalene	ND	ug/L	2.0	0.64	1		06/02/22 14:52	91-20-3	
n-Propylbenzene	ND	ug/L	0.50	0.34	1		06/02/22 14:52	103-65-1	
Styrene	ND	ug/L	0.50	0.29	1		06/02/22 14:52	100-42-5	
1,1,1,2-Tetrachloroethane	ND	ug/L	0.50	0.31	1		06/02/22 14:52	630-20-6	
1,1,2,2-Tetrachloroethane	ND	ug/L	0.50	0.22	1		06/02/22 14:52	79-34-5	
Tetrachloroethene	ND	ug/L	0.50	0.29	1		06/02/22 14:52	127-18-4	
Toluene	ND	ug/L	0.50	0.48	1		06/02/22 14:52	108-88-3	
1,2,3-Trichlorobenzene	ND	ug/L	2.0	0.81	1		06/02/22 14:52	87-61-6	
1,2,4-Trichlorobenzene	ND	ug/L	2.0	0.64	1		06/02/22 14:52	120-82-1	
1,1,1-Trichloroethane	ND	ug/L	0.50	0.33	1		06/02/22 14:52	71-55-6	
1,1,2-Trichloroethane	ND	ug/L	0.50	0.32	1		06/02/22 14:52	79-00-5	
Trichloroethene	ND	ug/L	0.50	0.38	1		06/02/22 14:52	79-01-6	
Trichlorofluoromethane	ND	ug/L	1.0	0.30	1		06/02/22 14:52	75-69-4	
1,2,3-Trichloropropane	ND	ug/L	0.50	0.26	1		06/02/22 14:52	96-18-4	
1,2,4-Trimethylbenzene	ND	ug/L	0.50	0.50	1		06/02/22 14:52	95-63-6	
1,3,5-Trimethylbenzene	ND	ug/L	0.50	0.33	1		06/02/22 14:52	108-67-8	
Vinyl chloride	ND	ug/L	1.0	0.39	1		06/02/22 14:52	75-01-4	
m&p-Xylene	ND	ug/L	1.0	0.71	1		06/02/22 14:52	179601-23-1	
o-Xylene	ND	ug/L	0.50	0.34	1		06/02/22 14:52	95-47-6	
Surrogates									
1,2-Dichloroethane-d4 (S)	94	%	70-130		1		06/02/22 14:52	17060-07-0	
4-Bromofluorobenzene (S)	98	%	70-130		1		06/02/22 14:52	460-00-4	
Toluene-d8 (S)	103	%	70-130		1		06/02/22 14:52	2037-26-5	

REPORT OF LABORATORY ANALYSIS

This report shall not be reproduced, except in full,
without the written consent of Pace Analytical Services, LLC.

Pace Analytical Services, LLC
9800 Kincey Ave. Suite 100
Huntersville, NC 28078
(704)875-9092

ANALYTICAL RESULTS

Project: CPC HUNTERSVILLE (GW)
Pace Project No.: 92607409

Sample: MW-98D **Lab ID: 92607409021** Collected: 06/01/22 15:15 Received: 06/01/22 16:30 Matrix: Water

Parameters	Results	Units	Report Limit	MDL	DF	Prepared	Analyzed	CAS No.	Qual
VPH NC Water	Analytical Method: MADEP VPH Pace Analytical Services - Charlotte								
Total VPH (C5-C12)	ND	ug/L	50.0	50.0	1		06/03/22 21:59		N2
Aliphatic (C05-C08)	ND	ug/L	50.0	50.0	1		06/03/22 21:59		N2
Aliphatic(C09-C12) Adjusted	ND	ug/L	50.0	50.0	1		06/03/22 21:59		N2
Aromatic (C09-C10)	ND	ug/L	50.0	50.0	1		06/03/22 21:59		N2
Surrogates									
4-Bromofluorobenzene (FID) (S)	102	%	70-130		1		06/03/22 21:59	460-00-4	
4-Bromofluorobenzene (PID) (S)	82	%	70-130		1		06/03/22 21:59	460-00-4	
6020 MET ICPMS	Analytical Method: EPA 6020B Preparation Method: EPA 3005A Pace Analytical Services - Peachtree Corners, GA								
Lead	ND	ug/L	5.0	0.89	1	06/02/22 14:26	06/03/22 21:44	7439-92-1	
6200B MSV	Analytical Method: SM 6200B Pace Analytical Services - Charlotte								
Benzene	ND	ug/L	0.50	0.34	1		06/02/22 05:36	71-43-2	
Bromobenzene	ND	ug/L	0.50	0.29	1		06/02/22 05:36	108-86-1	
Bromochloromethane	ND	ug/L	0.50	0.47	1		06/02/22 05:36	74-97-5	
Bromodichloromethane	ND	ug/L	0.50	0.31	1		06/02/22 05:36	75-27-4	
Bromoform	ND	ug/L	0.50	0.34	1		06/02/22 05:36	75-25-2	
Bromomethane	ND	ug/L	5.0	1.7	1		06/02/22 05:36	74-83-9	
n-Butylbenzene	ND	ug/L	0.50	0.49	1		06/02/22 05:36	104-51-8	
sec-Butylbenzene	ND	ug/L	0.50	0.40	1		06/02/22 05:36	135-98-8	
tert-Butylbenzene	ND	ug/L	0.50	0.32	1		06/02/22 05:36	98-06-6	
Carbon tetrachloride	ND	ug/L	0.50	0.33	1		06/02/22 05:36	56-23-5	
Chlorobenzene	ND	ug/L	0.50	0.28	1		06/02/22 05:36	108-90-7	
Chloroethane	ND	ug/L	1.0	0.65	1		06/02/22 05:36	75-00-3	
Chloroform	ND	ug/L	0.50	0.43	1		06/02/22 05:36	67-66-3	
Chloromethane	ND	ug/L	1.0	0.54	1		06/02/22 05:36	74-87-3	
2-Chlorotoluene	ND	ug/L	0.50	0.32	1		06/02/22 05:36	95-49-8	
4-Chlorotoluene	ND	ug/L	0.50	0.32	1		06/02/22 05:36	106-43-4	
1,2-Dibromo-3-chloropropane	ND	ug/L	1.0	0.34	1		06/02/22 05:36	96-12-8	
Dibromochloromethane	ND	ug/L	0.50	0.36	1		06/02/22 05:36	124-48-1	
1,2-Dibromoethane (EDB)	ND	ug/L	0.50	0.27	1		06/02/22 05:36	106-93-4	
Dibromomethane	ND	ug/L	0.50	0.39	1		06/02/22 05:36	74-95-3	
1,2-Dichlorobenzene	ND	ug/L	0.50	0.34	1		06/02/22 05:36	95-50-1	
1,3-Dichlorobenzene	ND	ug/L	0.50	0.34	1		06/02/22 05:36	541-73-1	
1,4-Dichlorobenzene	ND	ug/L	0.50	0.33	1		06/02/22 05:36	106-46-7	
Dichlorodifluoromethane	ND	ug/L	0.50	0.35	1		06/02/22 05:36	75-71-8	
1,1-Dichloroethane	ND	ug/L	0.50	0.37	1		06/02/22 05:36	75-34-3	
1,2-Dichloroethane	ND	ug/L	0.50	0.32	1		06/02/22 05:36	107-06-2	
1,1-Dichloroethene	ND	ug/L	0.50	0.35	1		06/02/22 05:36	75-35-4	
cis-1,2-Dichloroethene	ND	ug/L	0.50	0.38	1		06/02/22 05:36	156-59-2	
trans-1,2-Dichloroethene	ND	ug/L	0.50	0.40	1		06/02/22 05:36	156-60-5	
1,2-Dichloropropane	ND	ug/L	0.50	0.36	1		06/02/22 05:36	78-87-5	
1,3-Dichloropropane	ND	ug/L	0.50	0.28	1		06/02/22 05:36	142-28-9	

REPORT OF LABORATORY ANALYSIS

This report shall not be reproduced, except in full,
without the written consent of Pace Analytical Services, LLC.

Pace Analytical Services, LLC
9800 Kincey Ave. Suite 100
Huntersville, NC 28078
(704)875-9092

ANALYTICAL RESULTS

Project: CPC HUNTERSVILLE (GW)
Pace Project No.: 92607409

Sample: MW-98D **Lab ID: 92607409021** Collected: 06/01/22 15:15 Received: 06/01/22 16:30 Matrix: Water

Parameters	Results	Units	Report Limit	MDL	DF	Prepared	Analyzed	CAS No.	Qual
6200B MSV	Analytical Method: SM 6200B Pace Analytical Services - Charlotte								
2,2-Dichloropropane	ND	ug/L	0.50	0.39	1		06/02/22 05:36	594-20-7	
1,1-Dichloropropene	ND	ug/L	0.50	0.43	1		06/02/22 05:36	563-58-6	
cis-1,3-Dichloropropene	ND	ug/L	0.50	0.36	1		06/02/22 05:36	10061-01-5	
trans-1,3-Dichloropropene	ND	ug/L	0.50	0.36	1		06/02/22 05:36	10061-02-6	
Diisopropyl ether	ND	ug/L	0.50	0.31	1		06/02/22 05:36	108-20-3	
Ethylbenzene	ND	ug/L	0.50	0.30	1		06/02/22 05:36	100-41-4	
Hexachloro-1,3-butadiene	ND	ug/L	2.0	1.5	1		06/02/22 05:36	87-68-3	
Isopropylbenzene (Cumene)	ND	ug/L	0.50	0.33	1		06/02/22 05:36	98-82-8	
Methylene Chloride	ND	ug/L	2.0	2.0	1		06/02/22 05:36	75-09-2	
Methyl-tert-butyl ether	ND	ug/L	0.50	0.42	1		06/02/22 05:36	1634-04-4	
Naphthalene	ND	ug/L	2.0	0.64	1		06/02/22 05:36	91-20-3	
n-Propylbenzene	ND	ug/L	0.50	0.34	1		06/02/22 05:36	103-65-1	
Styrene	ND	ug/L	0.50	0.29	1		06/02/22 05:36	100-42-5	
1,1,1,2-Tetrachloroethane	ND	ug/L	0.50	0.31	1		06/02/22 05:36	630-20-6	
1,1,2,2-Tetrachloroethane	ND	ug/L	0.50	0.22	1		06/02/22 05:36	79-34-5	
Tetrachloroethene	ND	ug/L	0.50	0.29	1		06/02/22 05:36	127-18-4	
Toluene	ND	ug/L	0.50	0.48	1		06/02/22 05:36	108-88-3	
1,2,3-Trichlorobenzene	ND	ug/L	2.0	0.81	1		06/02/22 05:36	87-61-6	
1,2,4-Trichlorobenzene	ND	ug/L	2.0	0.64	1		06/02/22 05:36	120-82-1	
1,1,1-Trichloroethane	ND	ug/L	0.50	0.33	1		06/02/22 05:36	71-55-6	
1,1,2-Trichloroethane	ND	ug/L	0.50	0.32	1		06/02/22 05:36	79-00-5	
Trichloroethene	ND	ug/L	0.50	0.38	1		06/02/22 05:36	79-01-6	
Trichlorofluoromethane	**0.36J**	ug/L	1.0	0.30	1		06/02/22 05:36	75-69-4	
1,2,3-Trichloropropane	ND	ug/L	0.50	0.26	1		06/02/22 05:36	96-18-4	
1,2,4-Trimethylbenzene	ND	ug/L	0.50	0.50	1		06/02/22 05:36	95-63-6	
1,3,5-Trimethylbenzene	ND	ug/L	0.50	0.33	1		06/02/22 05:36	108-67-8	
Vinyl chloride	ND	ug/L	1.0	0.39	1		06/02/22 05:36	75-01-4	
m&p-Xylene	ND	ug/L	1.0	0.71	1		06/02/22 05:36	179601-23-1	
o-Xylene	ND	ug/L	0.50	0.34	1		06/02/22 05:36	95-47-6	
Surrogates									
1,2-Dichloroethane-d4 (S)	103	%	70-130		1		06/02/22 05:36	17060-07-0	
4-Bromofluorobenzene (S)	94	%	70-130		1		06/02/22 05:36	460-00-4	
Toluene-d8 (S)	98	%	70-130		1		06/02/22 05:36	2037-26-5	

REPORT OF LABORATORY ANALYSIS

This report shall not be reproduced, except in full,
without the written consent of Pace Analytical Services, LLC.

Pace Analytical Services, LLC
9800 Kincey Ave. Suite 100
Huntersville, NC 28078
(704)875-9092

ANALYTICAL RESULTS

Project: CPC HUNTERSVILLE (GW)
Pace Project No.: 92607409

Sample: FB-1-20220601 **Lab ID: 92607409022** Collected: 06/01/22 15:00 Received: 06/01/22 16:30 Matrix: Water

Parameters	Results	Units	Report Limit	MDL	DF	Prepared	Analyzed	CAS No.	Qual
VPH NC Water	Analytical Method: MADEP VPH Pace Analytical Services - Charlotte								
Total VPH (C5-C12)	ND	ug/L	50.0	50.0	1		06/03/22 22:28		N2
Aliphatic (C05-C08)	ND	ug/L	50.0	50.0	1		06/03/22 22:28		N2
Aliphatic(C09-C12) Adjusted	ND	ug/L	50.0	50.0	1		06/03/22 22:28		N2
Aromatic (C09-C10)	ND	ug/L	50.0	50.0	1		06/03/22 22:28		N2
Surrogates									
4-Bromofluorobenzene (FID) (S)	100	%	70-130		1		06/03/22 22:28	460-00-4	
4-Bromofluorobenzene (PID) (S)	80	%	70-130		1		06/03/22 22:28	460-00-4	
6200B MSV	Analytical Method: SM 6200B Pace Analytical Services - Charlotte								
Benzene	ND	ug/L	0.50	0.34	1		06/02/22 16:03	71-43-2	
Bromobenzene	ND	ug/L	0.50	0.29	1		06/02/22 16:03	108-86-1	
Bromochloromethane	ND	ug/L	0.50	0.47	1		06/02/22 16:03	74-97-5	
Bromodichloromethane	ND	ug/L	0.50	0.31	1		06/02/22 16:03	75-27-4	
Bromoform	ND	ug/L	0.50	0.34	1		06/02/22 16:03	75-25-2	
Bromomethane	ND	ug/L	5.0	1.7	1		06/02/22 16:03	74-83-9	
n-Butylbenzene	ND	ug/L	0.50	0.49	1		06/02/22 16:03	104-51-8	
sec-Butylbenzene	ND	ug/L	0.50	0.40	1		06/02/22 16:03	135-98-8	
tert-Butylbenzene	ND	ug/L	0.50	0.32	1		06/02/22 16:03	98-06-6	
Carbon tetrachloride	ND	ug/L	0.50	0.33	1		06/02/22 16:03	56-23-5	
Chlorobenzene	ND	ug/L	0.50	0.28	1		06/02/22 16:03	108-90-7	
Chloroethane	ND	ug/L	1.0	0.65	1		06/02/22 16:03	75-00-3	
Chloroform	ND	ug/L	0.50	0.43	1		06/02/22 16:03	67-66-3	
Chloromethane	ND	ug/L	1.0	0.54	1		06/02/22 16:03	74-87-3	
2-Chlorotoluene	ND	ug/L	0.50	0.32	1		06/02/22 16:03	95-49-8	
4-Chlorotoluene	ND	ug/L	0.50	0.32	1		06/02/22 16:03	106-43-4	
1,2-Dibromo-3-chloropropane	ND	ug/L	1.0	0.34	1		06/02/22 16:03	96-12-8	
Dibromochloromethane	ND	ug/L	0.50	0.36	1		06/02/22 16:03	124-48-1	
1,2-Dibromoethane (EDB)	ND	ug/L	0.50	0.27	1		06/02/22 16:03	106-93-4	
Dibromomethane	ND	ug/L	0.50	0.39	1		06/02/22 16:03	74-95-3	
1,2-Dichlorobenzene	ND	ug/L	0.50	0.34	1		06/02/22 16:03	95-50-1	
1,3-Dichlorobenzene	ND	ug/L	0.50	0.34	1		06/02/22 16:03	541-73-1	
1,4-Dichlorobenzene	ND	ug/L	0.50	0.33	1		06/02/22 16:03	106-46-7	
Dichlorodifluoromethane	ND	ug/L	0.50	0.35	1		06/02/22 16:03	75-71-8	
1,1-Dichloroethane	ND	ug/L	0.50	0.37	1		06/02/22 16:03	75-34-3	
1,2-Dichloroethane	ND	ug/L	0.50	0.32	1		06/02/22 16:03	107-06-2	
1,1-Dichloroethene	ND	ug/L	0.50	0.35	1		06/02/22 16:03	75-35-4	
cis-1,2-Dichloroethene	ND	ug/L	0.50	0.38	1		06/02/22 16:03	156-59-2	
trans-1,2-Dichloroethene	ND	ug/L	0.50	0.40	1		06/02/22 16:03	156-60-5	
1,2-Dichloropropane	ND	ug/L	0.50	0.36	1		06/02/22 16:03	78-87-5	
1,3-Dichloropropane	ND	ug/L	0.50	0.28	1		06/02/22 16:03	142-28-9	
2,2-Dichloropropane	ND	ug/L	0.50	0.39	1		06/02/22 16:03	594-20-7	
1,1-Dichloropropene	ND	ug/L	0.50	0.43	1		06/02/22 16:03	563-58-6	
cis-1,3-Dichloropropene	ND	ug/L	0.50	0.36	1		06/02/22 16:03	10061-01-5	
trans-1,3-Dichloropropene	ND	ug/L	0.50	0.36	1		06/02/22 16:03	10061-02-6	

REPORT OF LABORATORY ANALYSIS

This report shall not be reproduced, except in full,
without the written consent of Pace Analytical Services, LLC.

Pace Analytical Services, LLC
9800 Kincey Ave. Suite 100
Huntersville, NC 28078
(704)875-9092

ANALYTICAL RESULTS

Project: CPC HUNTERSVILLE (GW)
Pace Project No.: 92607409

Sample: FB-1-20220601 **Lab ID: 92607409022** Collected: 06/01/22 15:00 Received: 06/01/22 16:30 Matrix: Water

Parameters	Results	Units	Report Limit	MDL	DF	Prepared	Analyzed	CAS No.	Qual
6200B MSV	Analytical Method: SM 6200B Pace Analytical Services - Charlotte								
Diisopropyl ether	ND	ug/L	0.50	0.31	1		06/02/22 16:03	108-20-3	
Ethylbenzene	ND	ug/L	0.50	0.30	1		06/02/22 16:03	100-41-4	
Hexachloro-1,3-butadiene	ND	ug/L	2.0	1.5	1		06/02/22 16:03	87-68-3	
Isopropylbenzene (Cumene)	ND	ug/L	0.50	0.33	1		06/02/22 16:03	98-82-8	
Methylene Chloride	ND	ug/L	2.0	2.0	1		06/02/22 16:03	75-09-2	
Methyl-tert-butyl ether	ND	ug/L	0.50	0.42	1		06/02/22 16:03	1634-04-4	
Naphthalene	ND	ug/L	2.0	0.64	1		06/02/22 16:03	91-20-3	
n-Propylbenzene	ND	ug/L	0.50	0.34	1		06/02/22 16:03	103-65-1	
Styrene	ND	ug/L	0.50	0.29	1		06/02/22 16:03	100-42-5	
1,1,1,2-Tetrachloroethane	ND	ug/L	0.50	0.31	1		06/02/22 16:03	630-20-6	
1,1,2,2-Tetrachloroethane	ND	ug/L	0.50	0.22	1		06/02/22 16:03	79-34-5	
Tetrachloroethene	ND	ug/L	0.50	0.29	1		06/02/22 16:03	127-18-4	
Toluene	ND	ug/L	0.50	0.48	1		06/02/22 16:03	108-88-3	
1,2,3-Trichlorobenzene	ND	ug/L	2.0	0.81	1		06/02/22 16:03	87-61-6	
1,2,4-Trichlorobenzene	ND	ug/L	2.0	0.64	1		06/02/22 16:03	120-82-1	
1,1,1-Trichloroethane	ND	ug/L	0.50	0.33	1		06/02/22 16:03	71-55-6	
1,1,2-Trichloroethane	ND	ug/L	0.50	0.32	1		06/02/22 16:03	79-00-5	
Trichloroethene	ND	ug/L	0.50	0.38	1		06/02/22 16:03	79-01-6	
Trichlorofluoromethane	ND	ug/L	1.0	0.30	1		06/02/22 16:03	75-69-4	
1,2,3-Trichloropropane	ND	ug/L	0.50	0.26	1		06/02/22 16:03	96-18-4	
1,2,4-Trimethylbenzene	ND	ug/L	0.50	0.50	1		06/02/22 16:03	95-63-6	
1,3,5-Trimethylbenzene	ND	ug/L	0.50	0.33	1		06/02/22 16:03	108-67-8	
Vinyl chloride	ND	ug/L	1.0	0.39	1		06/02/22 16:03	75-01-4	
m&p-Xylene	ND	ug/L	1.0	0.71	1		06/02/22 16:03	179601-23-1	
o-Xylene	ND	ug/L	0.50	0.34	1		06/02/22 16:03	95-47-6	
Surrogates									
1,2-Dichloroethane-d4 (S)	94	%	70-130		1		06/02/22 16:03	17060-07-0	
4-Bromofluorobenzene (S)	97	%	70-130		1		06/02/22 16:03	460-00-4	
Toluene-d8 (S)	103	%	70-130		1		06/02/22 16:03	2037-26-5	

REPORT OF LABORATORY ANALYSIS

This report shall not be reproduced, except in full,
without the written consent of Pace Analytical Services, LLC.

Pace Analytical Services, LLC
9800 Kincey Ave. Suite 100
Huntersville, NC 28078
(704)875-9092

ANALYTICAL RESULTS

Project: CPC HUNTERSVILLE (GW)
Pace Project No.: 92607409

Sample: T1 **Lab ID: 92607409023** Collected: 06/01/22 00:00 Received: 06/01/22 16:30 Matrix: Water

Parameters	Results	Units	Report Limit	MDL	DF	Prepared	Analyzed	CAS No.	Qual
6200B MSV	Analytical Method: SM 6200B Pace Analytical Services - Charlotte								
Benzene	ND	ug/L	0.50	0.34	1		06/02/22 16:21	71-43-2	
Bromobenzene	ND	ug/L	0.50	0.29	1		06/02/22 16:21	108-86-1	
Bromochloromethane	ND	ug/L	0.50	0.47	1		06/02/22 16:21	74-97-5	
Bromodichloromethane	ND	ug/L	0.50	0.31	1		06/02/22 16:21	75-27-4	
Bromoform	ND	ug/L	0.50	0.34	1		06/02/22 16:21	75-25-2	
Bromomethane	ND	ug/L	5.0	1.7	1		06/02/22 16:21	74-83-9	
n-Butylbenzene	ND	ug/L	0.50	0.49	1		06/02/22 16:21	104-51-8	
sec-Butylbenzene	ND	ug/L	0.50	0.40	1		06/02/22 16:21	135-98-8	
tert-Butylbenzene	ND	ug/L	0.50	0.32	1		06/02/22 16:21	98-06-6	
Carbon tetrachloride	ND	ug/L	0.50	0.33	1		06/02/22 16:21	56-23-5	
Chlorobenzene	ND	ug/L	0.50	0.28	1		06/02/22 16:21	108-90-7	
Chloroethane	ND	ug/L	1.0	0.65	1		06/02/22 16:21	75-00-3	
Chloroform	ND	ug/L	0.50	0.43	1		06/02/22 16:21	67-66-3	
Chloromethane	ND	ug/L	1.0	0.54	1		06/02/22 16:21	74-87-3	
2-Chlorotoluene	ND	ug/L	0.50	0.32	1		06/02/22 16:21	95-49-8	
4-Chlorotoluene	ND	ug/L	0.50	0.32	1		06/02/22 16:21	106-43-4	
1,2-Dibromo-3-chloropropane	ND	ug/L	1.0	0.34	1		06/02/22 16:21	96-12-8	
Dibromochloromethane	ND	ug/L	0.50	0.36	1		06/02/22 16:21	124-48-1	
1,2-Dibromoethane (EDB)	ND	ug/L	0.50	0.27	1		06/02/22 16:21	106-93-4	
Dibromomethane	ND	ug/L	0.50	0.39	1		06/02/22 16:21	74-95-3	
1,2-Dichlorobenzene	ND	ug/L	0.50	0.34	1		06/02/22 16:21	95-50-1	
1,3-Dichlorobenzene	ND	ug/L	0.50	0.34	1		06/02/22 16:21	541-73-1	
1,4-Dichlorobenzene	ND	ug/L	0.50	0.33	1		06/02/22 16:21	106-46-7	
Dichlorodifluoromethane	ND	ug/L	0.50	0.35	1		06/02/22 16:21	75-71-8	
1,1-Dichloroethane	ND	ug/L	0.50	0.37	1		06/02/22 16:21	75-34-3	
1,2-Dichloroethane	ND	ug/L	0.50	0.32	1		06/02/22 16:21	107-06-2	
1,1-Dichloroethene	ND	ug/L	0.50	0.35	1		06/02/22 16:21	75-35-4	
cis-1,2-Dichloroethene	ND	ug/L	0.50	0.38	1		06/02/22 16:21	156-59-2	
trans-1,2-Dichloroethene	ND	ug/L	0.50	0.40	1		06/02/22 16:21	156-60-5	
1,2-Dichloropropane	ND	ug/L	0.50	0.36	1		06/02/22 16:21	78-87-5	
1,3-Dichloropropane	ND	ug/L	0.50	0.28	1		06/02/22 16:21	142-28-9	
2,2-Dichloropropane	ND	ug/L	0.50	0.39	1		06/02/22 16:21	594-20-7	
1,1-Dichloropropene	ND	ug/L	0.50	0.43	1		06/02/22 16:21	563-58-6	
cis-1,3-Dichloropropene	ND	ug/L	0.50	0.36	1		06/02/22 16:21	10061-01-5	
trans-1,3-Dichloropropene	ND	ug/L	0.50	0.36	1		06/02/22 16:21	10061-02-6	
Diisopropyl ether	ND	ug/L	0.50	0.31	1		06/02/22 16:21	108-20-3	
Ethylbenzene	ND	ug/L	0.50	0.30	1		06/02/22 16:21	100-41-4	
Hexachloro-1,3-butadiene	ND	ug/L	2.0	1.5	1		06/02/22 16:21	87-68-3	
Isopropylbenzene (Cumene)	ND	ug/L	0.50	0.33	1		06/02/22 16:21	98-82-8	
Methylene Chloride	ND	ug/L	2.0	2.0	1		06/02/22 16:21	75-09-2	
Methyl-tert-butyl ether	ND	ug/L	0.50	0.42	1		06/02/22 16:21	1634-04-4	
Naphthalene	ND	ug/L	2.0	0.64	1		06/02/22 16:21	91-20-3	
n-Propylbenzene	ND	ug/L	0.50	0.34	1		06/02/22 16:21	103-65-1	
Styrene	ND	ug/L	0.50	0.29	1		06/02/22 16:21	100-42-5	
1,1,1,2-Tetrachloroethane	ND	ug/L	0.50	0.31	1		06/02/22 16:21	630-20-6	

REPORT OF LABORATORY ANALYSIS

This report shall not be reproduced, except in full,
without the written consent of Pace Analytical Services, LLC.

Pace Analytical Services, LLC
9800 Kincey Ave. Suite 100
Huntersville, NC 28078
(704)875-9092

ANALYTICAL RESULTS

Project: CPC HUNTERSVILLE (GW)
Pace Project No.: 92607409

Sample: T1 **Lab ID: 92607409023** Collected: 06/01/22 00:00 Received: 06/01/22 16:30 Matrix: Water

Parameters	Results	Units	Report Limit	MDL	DF	Prepared	Analyzed	CAS No.	Qual
6200B MSV	Analytical Method: SM 6200B Pace Analytical Services - Charlotte								
1,1,2,2-Tetrachloroethane	ND	ug/L	0.50	0.22	1		06/02/22 16:21	79-34-5	
Tetrachloroethene	ND	ug/L	0.50	0.29	1		06/02/22 16:21	127-18-4	
Toluene	ND	ug/L	0.50	0.48	1		06/02/22 16:21	108-88-3	
1,2,3-Trichlorobenzene	ND	ug/L	2.0	0.81	1		06/02/22 16:21	87-61-6	
1,2,4-Trichlorobenzene	ND	ug/L	2.0	0.64	1		06/02/22 16:21	120-82-1	
1,1,1-Trichloroethane	ND	ug/L	0.50	0.33	1		06/02/22 16:21	71-55-6	
1,1,2-Trichloroethane	ND	ug/L	0.50	0.32	1		06/02/22 16:21	79-00-5	
Trichloroethene	ND	ug/L	0.50	0.38	1		06/02/22 16:21	79-01-6	
Trichlorofluoromethane	ND	ug/L	1.0	0.30	1		06/02/22 16:21	75-69-4	
1,2,3-Trichloropropane	ND	ug/L	0.50	0.26	1		06/02/22 16:21	96-18-4	
1,2,4-Trimethylbenzene	ND	ug/L	0.50	0.50	1		06/02/22 16:21	95-63-6	
1,3,5-Trimethylbenzene	ND	ug/L	0.50	0.33	1		06/02/22 16:21	108-67-8	
Vinyl chloride	ND	ug/L	1.0	0.39	1		06/02/22 16:21	75-01-4	
m&p-Xylene	ND	ug/L	1.0	0.71	1		06/02/22 16:21	179601-23-1	
o-Xylene	ND	ug/L	0.50	0.34	1		06/02/22 16:21	95-47-6	
Surrogates									
1,2-Dichloroethane-d4 (S)	93	%	70-130		1		06/02/22 16:21	17060-07-0	
4-Bromofluorobenzene (S)	99	%	70-130		1		06/02/22 16:21	460-00-4	
Toluene-d8 (S)	103	%	70-130		1		06/02/22 16:21	2037-26-5	

REPORT OF LABORATORY ANALYSIS

This report shall not be reproduced, except in full,
without the written consent of Pace Analytical Services, LLC.

Pace Analytical Services, LLC
9800 Kincey Ave. Suite 100
Huntersville, NC 28078
(704)875-9092

ANALYTICAL RESULTS

Project: CPC HUNTERSVILLE (GW)
Pace Project No.: 92607409

Sample: T2 **Lab ID: 92607409024** Collected: 06/01/22 00:00 Received: 06/01/22 16:30 Matrix: Water

Parameters	Results	Units	Report Limit	MDL	DF	Prepared	Analyzed	CAS No.	Qual
6200B MSV	Analytical Method: SM 6200B Pace Analytical Services - Charlotte								
Benzene	ND	ug/L	0.50	0.34	1		06/02/22 16:40	71-43-2	
Bromobenzene	ND	ug/L	0.50	0.29	1		06/02/22 16:40	108-86-1	
Bromochloromethane	ND	ug/L	0.50	0.47	1		06/02/22 16:40	74-97-5	
Bromodichloromethane	ND	ug/L	0.50	0.31	1		06/02/22 16:40	75-27-4	
Bromoform	ND	ug/L	0.50	0.34	1		06/02/22 16:40	75-25-2	
Bromomethane	ND	ug/L	5.0	1.7	1		06/02/22 16:40	74-83-9	
n-Butylbenzene	ND	ug/L	0.50	0.49	1		06/02/22 16:40	104-51-8	
sec-Butylbenzene	ND	ug/L	0.50	0.40	1		06/02/22 16:40	135-98-8	
tert-Butylbenzene	ND	ug/L	0.50	0.32	1		06/02/22 16:40	98-06-6	
Carbon tetrachloride	ND	ug/L	0.50	0.33	1		06/02/22 16:40	56-23-5	
Chlorobenzene	ND	ug/L	0.50	0.28	1		06/02/22 16:40	108-90-7	
Chloroethane	ND	ug/L	1.0	0.65	1		06/02/22 16:40	75-00-3	
Chloroform	ND	ug/L	0.50	0.43	1		06/02/22 16:40	67-66-3	
Chloromethane	ND	ug/L	1.0	0.54	1		06/02/22 16:40	74-87-3	
2-Chlorotoluene	ND	ug/L	0.50	0.32	1		06/02/22 16:40	95-49-8	
4-Chlorotoluene	ND	ug/L	0.50	0.32	1		06/02/22 16:40	106-43-4	
1,2-Dibromo-3-chloropropane	ND	ug/L	1.0	0.34	1		06/02/22 16:40	96-12-8	
Dibromochloromethane	ND	ug/L	0.50	0.36	1		06/02/22 16:40	124-48-1	
1,2-Dibromoethane (EDB)	ND	ug/L	0.50	0.27	1		06/02/22 16:40	106-93-4	
Dibromomethane	ND	ug/L	0.50	0.39	1		06/02/22 16:40	74-95-3	
1,2-Dichlorobenzene	ND	ug/L	0.50	0.34	1		06/02/22 16:40	95-50-1	
1,3-Dichlorobenzene	ND	ug/L	0.50	0.34	1		06/02/22 16:40	541-73-1	
1,4-Dichlorobenzene	ND	ug/L	0.50	0.33	1		06/02/22 16:40	106-46-7	
Dichlorodifluoromethane	ND	ug/L	0.50	0.35	1		06/02/22 16:40	75-71-8	
1,1-Dichloroethane	ND	ug/L	0.50	0.37	1		06/02/22 16:40	75-34-3	
1,2-Dichloroethane	ND	ug/L	0.50	0.32	1		06/02/22 16:40	107-06-2	
1,1-Dichloroethene	ND	ug/L	0.50	0.35	1		06/02/22 16:40	75-35-4	
cis-1,2-Dichloroethene	ND	ug/L	0.50	0.38	1		06/02/22 16:40	156-59-2	
trans-1,2-Dichloroethene	ND	ug/L	0.50	0.40	1		06/02/22 16:40	156-60-5	
1,2-Dichloropropane	ND	ug/L	0.50	0.36	1		06/02/22 16:40	78-87-5	
1,3-Dichloropropane	ND	ug/L	0.50	0.28	1		06/02/22 16:40	142-28-9	
2,2-Dichloropropane	ND	ug/L	0.50	0.39	1		06/02/22 16:40	594-20-7	
1,1-Dichloropropene	ND	ug/L	0.50	0.43	1		06/02/22 16:40	563-58-6	
cis-1,3-Dichloropropene	ND	ug/L	0.50	0.36	1		06/02/22 16:40	10061-01-5	
trans-1,3-Dichloropropene	ND	ug/L	0.50	0.36	1		06/02/22 16:40	10061-02-6	
Diisopropyl ether	ND	ug/L	0.50	0.31	1		06/02/22 16:40	108-20-3	
Ethylbenzene	ND	ug/L	0.50	0.30	1		06/02/22 16:40	100-41-4	
Hexachloro-1,3-butadiene	ND	ug/L	2.0	1.5	1		06/02/22 16:40	87-68-3	
Isopropylbenzene (Cumene)	ND	ug/L	0.50	0.33	1		06/02/22 16:40	98-82-8	
Methylene Chloride	ND	ug/L	2.0	2.0	1		06/02/22 16:40	75-09-2	
Methyl-tert-butyl ether	ND	ug/L	0.50	0.42	1		06/02/22 16:40	1634-04-4	
Naphthalene	ND	ug/L	2.0	0.64	1		06/02/22 16:40	91-20-3	
n-Propylbenzene	ND	ug/L	0.50	0.34	1		06/02/22 16:40	103-65-1	
Styrene	ND	ug/L	0.50	0.29	1		06/02/22 16:40	100-42-5	
1,1,1,2-Tetrachloroethane	ND	ug/L	0.50	0.31	1		06/02/22 16:40	630-20-6	

REPORT OF LABORATORY ANALYSIS

This report shall not be reproduced, except in full,
without the written consent of Pace Analytical Services, LLC.

Pace Analytical Services, LLC
9800 Kincey Ave. Suite 100
Huntersville, NC 28078
(704)875-9092

ANALYTICAL RESULTS

Project: CPC HUNTERSVILLE (GW)
Pace Project No.: 92607409

Sample: T2 **Lab ID: 92607409024** Collected: 06/01/22 00:00 Received: 06/01/22 16:30 Matrix: Water

Parameters	Results	Units	Report Limit	MDL	DF	Prepared	Analyzed	CAS No.	Qual
6200B MSV	Analytical Method: SM 6200B Pace Analytical Services - Charlotte								
1,1,2,2-Tetrachloroethane	ND	ug/L	0.50	0.22	1		06/02/22 16:40	79-34-5	
Tetrachloroethene	ND	ug/L	0.50	0.29	1		06/02/22 16:40	127-18-4	
Toluene	ND	ug/L	0.50	0.48	1		06/02/22 16:40	108-88-3	
1,2,3-Trichlorobenzene	ND	ug/L	2.0	0.81	1		06/02/22 16:40	87-61-6	
1,2,4-Trichlorobenzene	ND	ug/L	2.0	0.64	1		06/02/22 16:40	120-82-1	
1,1,1-Trichloroethane	ND	ug/L	0.50	0.33	1		06/02/22 16:40	71-55-6	
1,1,2-Trichloroethane	ND	ug/L	0.50	0.32	1		06/02/22 16:40	79-00-5	
Trichloroethene	ND	ug/L	0.50	0.38	1		06/02/22 16:40	79-01-6	
Trichlorofluoromethane	ND	ug/L	1.0	0.30	1		06/02/22 16:40	75-69-4	
1,2,3-Trichloropropane	ND	ug/L	0.50	0.26	1		06/02/22 16:40	96-18-4	
1,2,4-Trimethylbenzene	ND	ug/L	0.50	0.50	1		06/02/22 16:40	95-63-6	
1,3,5-Trimethylbenzene	ND	ug/L	0.50	0.33	1		06/02/22 16:40	108-67-8	
Vinyl chloride	ND	ug/L	1.0	0.39	1		06/02/22 16:40	75-01-4	
m&p-Xylene	ND	ug/L	1.0	0.71	1		06/02/22 16:40	179601-23-1	
o-Xylene	ND	ug/L	0.50	0.34	1		06/02/22 16:40	95-47-6	
Surrogates									
1,2-Dichloroethane-d4 (S)	95	%	70-130		1		06/02/22 16:40	17060-07-0	
4-Bromofluorobenzene (S)	96	%	70-130		1		06/02/22 16:40	460-00-4	
Toluene-d8 (S)	103	%	70-130		1		06/02/22 16:40	2037-26-5	

REPORT OF LABORATORY ANALYSIS

This report shall not be reproduced, except in full,
without the written consent of Pace Analytical Services, LLC.

Pace Analytical Services, LLC
9800 Kincey Ave. Suite 100
Huntersville, NC 28078
(704)875-9092

QUALITY CONTROL DATA

Project: CPC HUNTERSVILLE (GW)
Pace Project No.: 92607409

QC Batch: 702048
QC Batch Method: MADEP VPH
Analysis Method: MADEP VPH
Analysis Description: VPH NC Water
Laboratory: Pace Analytical Services - Charlotte
Associated Lab Samples: 92607409001, 92607409002, 92607409004, 92607409005, 92607409006, 92607409007, 92607409008, 92607409009, 92607409010, 92607409011, 92607409012, 92607409013, 92607409014, 92607409016, 92607409017, 92607409018, 92607409019, 92607409020

METHOD BLANK: 3664155
Matrix: Water
Associated Lab Samples: 92607409001, 92607409002, 92607409004, 92607409005, 92607409006, 92607409007, 92607409008, 92607409009, 92607409010, 92607409011, 92607409012, 92607409013, 92607409014, 92607409016, 92607409017, 92607409018, 92607409019, 92607409020

Parameter	Units	Blank Result	Reporting Limit	MDL	Analyzed	Qualifiers
Aliphatic (C05-C08)	ug/L	ND	50.0	50.0	06/02/22 21:27	N2
Aromatic (C09-C10)	ug/L	ND	50.0	50.0	06/02/22 21:27	N2
4-Bromofluorobenzene (FID) (S)	%	99	70-130		06/02/22 21:27	
4-Bromofluorobenzene (PID) (S)	%	83	70-130		06/02/22 21:27	

LABORATORY CONTROL SAMPLE & LCSD: 3664156 3664157

Parameter	Units	Spike Conc.	LCS Result	LCSD Result	LCS % Rec	LCSD % Rec	% Rec Limits	RPD	Max RPD	Qualifiers
Aliphatic (C05-C08)	ug/L	300	312	296	104	99	70-130	5	25	N2
Aromatic (C09-C10)	ug/L	100	98.2	92.0	98	92	70-130	7	25	N2
4-Bromofluorobenzene (FID) (S)	%				102	103	70-130			
4-Bromofluorobenzene (PID) (S)	%				85	87	70-130			

Results presented on this page are in the units indicated by the "Units" column except where an alternate unit is presented to the right of the result.

REPORT OF LABORATORY ANALYSIS

This report shall not be reproduced, except in full,
without the written consent of Pace Analytical Services, LLC.

Pace Analytical Services, LLC
9800 Kincey Ave. Suite 100
Huntersville, NC 28078
(704)875-9092

QUALITY CONTROL DATA

Project: CPC HUNTERSVILLE (GW)
Pace Project No.: 92607409

QC Batch: 702280
QC Batch Method: MADEP VPH
Analysis Method: MADEP VPH
Analysis Description: VPH NC Water
Laboratory: Pace Analytical Services - Charlotte
Associated Lab Samples: 92607409003, 92607409015, 92607409021, 92607409022

METHOD BLANK: 3665300 Matrix: Water
Associated Lab Samples: 92607409003, 92607409015, 92607409021, 92607409022

Parameter	Units	Blank Result	Reporting Limit	MDL	Analyzed	Qualifiers
Aliphatic (C05-C08)	ug/L	ND	50.0	50.0	06/04/22 06:40	N2
Aromatic (C09-C10)	ug/L	ND	50.0	50.0	06/04/22 06:40	N2
4-Bromofluorobenzene (FID) (S)	%	97	70-130		06/04/22 06:40	
4-Bromofluorobenzene (PID) (S)	%	79	70-130		06/04/22 06:40	

LABORATORY CONTROL SAMPLE & LCSD: 3665301 3665302

Parameter	Units	Spike Conc.	LCS Result	LCSD Result	LCS % Rec	LCSD % Rec	% Rec Limits	RPD	Max RPD	Qualifiers
Aliphatic (C05-C08)	ug/L	300	360	342	120	114	70-130	5	25	N2
Aromatic (C09-C10)	ug/L	100	96.4	92.9	96	93	70-130	4	25	N2
4-Bromofluorobenzene (FID) (S)	%				103	102	70-130			
4-Bromofluorobenzene (PID) (S)	%				83	82	70-130			

Results presented on this page are in the units indicated by the "Units" column except where an alternate unit is presented to the right of the result.

REPORT OF LABORATORY ANALYSIS

This report shall not be reproduced, except in full,
without the written consent of Pace Analytical Services, LLC.

Pace Analytical Services, LLC
9800 Kincey Ave. Suite 100
Huntersville, NC 28078
(704)875-9092

QUALITY CONTROL DATA

Project: CPC HUNTERSVILLE (GW)
Pace Project No.: 92607409

QC Batch: 701874
QC Batch Method: EPA 3005A
Analysis Method: EPA 6020B
Analysis Description: 6020 MET
Laboratory: Pace Analytical Services - Peachtree Corners, GA
Associated Lab Samples: 92607409001, 92607409002, 92607409003, 92607409004, 92607409005, 92607409006, 92607409008, 92607409009, 92607409010

METHOD BLANK: 3663156 Matrix: Water
Associated Lab Samples: 92607409001, 92607409002, 92607409003, 92607409004, 92607409005, 92607409006, 92607409008, 92607409009, 92607409010

Parameter	Units	Blank Result	Reporting Limit	MDL	Analyzed	Qualifiers
Lead	ug/L	ND	5.0	0.89	06/03/22 15:30	

LABORATORY CONTROL SAMPLE: 3663157

Parameter	Units	Spike Conc.	LCS Result	LCS % Rec	% Rec Limits	Qualifiers
Lead	ug/L	100	94.7	95	80-120	

MATRIX SPIKE & MATRIX SPIKE DUPLICATE: 3663158 3663159

Parameter	Units	92607183002 Result	MS Spike Conc.	MSD Spike Conc.	MS Result	MSD Result	MS % Rec	MSD % Rec	% Rec Limits	RPD	Max RPD	Qual
Lead	ug/L	1.3J	100	100	96.9	105	96	103	75-125	8	20	

Results presented on this page are in the units indicated by the "Units" column except where an alternate unit is presented to the right of the result.

REPORT OF LABORATORY ANALYSIS

This report shall not be reproduced, except in full,
without the written consent of Pace Analytical Services, LLC.

Pace Analytical Services, LLC
9800 Kincey Ave. Suite 100
Huntersville, NC 28078
(704)875-9092

QUALITY CONTROL DATA

Project: CPC HUNTERSVILLE (GW)
Pace Project No.: 92607409

QC Batch: 701895 | Analysis Method: EPA 6020B
QC Batch Method: EPA 3005A | Analysis Description: 6020 MET
Laboratory: Pace Analytical Services - Peachtree Corners, GA
Associated Lab Samples: 92607409007, 92607409011, 92607409012, 92607409013, 92607409014, 92607409015, 92607409016, 92607409017, 92607409018, 92607409019, 92607409020, 92607409021

METHOD BLANK: 3663238 Matrix: Water
Associated Lab Samples: 92607409007, 92607409011, 92607409012, 92607409013, 92607409014, 92607409015, 92607409016, 92607409017, 92607409018, 92607409019, 92607409020, 92607409021

Parameter	Units	Blank Result	Reporting Limit	MDL	Analyzed	Qualifiers
Lead	ug/L	ND	5.0	0.89	06/03/22 19:15	

LABORATORY CONTROL SAMPLE: 3663239

Parameter	Units	Spike Conc.	LCS Result	LCS % Rec	% Rec Limits	Qualifiers
Lead	ug/L	100	96.2	96	80-120	

MATRIX SPIKE & MATRIX SPIKE DUPLICATE: 3663240 3663241

Parameter	Units	92607409007 Result	MS Spike Conc.	MSD Spike Conc.	MS Result	MSD Result	MS % Rec	MSD % Rec	% Rec Limits	RPD	Max RPD	Qual
Lead	ug/L	9.2	100	100	108	106	99	97	75-125	2	20	

Results presented on this page are in the units indicated by the "Units" column except where an alternate unit is presented to the right of the result.

REPORT OF LABORATORY ANALYSIS

This report shall not be reproduced, except in full,
without the written consent of Pace Analytical Services, LLC.

Pace Analytical Services, LLC
9800 Kincey Ave. Suite 100
Huntersville, NC 28078
(704)875-9092

QUALITY CONTROL DATA

Project: CPC HUNTERSVILLE (GW)
Pace Project No.: 92607409

QC Batch: 701746
QC Batch Method: SM 6200B
Analysis Method: SM 6200B
Analysis Description: 6200B MSV
Laboratory: Pace Analytical Services - Charlotte
Associated Lab Samples: 92607409001, 92607409004, 92607409020, 92607409022, 92607409023, 92607409024

METHOD BLANK: 3662820 Matrix: Water
Associated Lab Samples: 92607409001, 92607409004, 92607409020, 92607409022, 92607409023, 92607409024

Parameter	Units	Blank Result	Reporting Limit	MDL	Analyzed	Qualifiers
1,1,1,2-Tetrachloroethane	ug/L	ND	0.50	0.31	06/02/22 11:17	
1,1,1-Trichloroethane	ug/L	ND	0.50	0.33	06/02/22 11:17	
1,1,2,2-Tetrachloroethane	ug/L	ND	0.50	0.22	06/02/22 11:17	
1,1,2-Trichloroethane	ug/L	ND	0.50	0.32	06/02/22 11:17	
1,1-Dichloroethane	ug/L	ND	0.50	0.37	06/02/22 11:17	
1,1-Dichloroethene	ug/L	ND	0.50	0.35	06/02/22 11:17	
1,1-Dichloropropene	ug/L	ND	0.50	0.43	06/02/22 11:17	
1,2,3-Trichlorobenzene	ug/L	ND	2.0	0.81	06/02/22 11:17	
1,2,3-Trichloropropane	ug/L	ND	0.50	0.26	06/02/22 11:17	
1,2,4-Trichlorobenzene	ug/L	ND	2.0	0.64	06/02/22 11:17	
1,2,4-Trimethylbenzene	ug/L	ND	0.50	0.50	06/02/22 11:17	
1,2-Dibromo-3-chloropropane	ug/L	ND	1.0	0.34	06/02/22 11:17	
1,2-Dibromoethane (EDB)	ug/L	ND	0.50	0.27	06/02/22 11:17	
1,2-Dichlorobenzene	ug/L	ND	0.50	0.34	06/02/22 11:17	
1,2-Dichloroethane	ug/L	ND	0.50	0.32	06/02/22 11:17	
1,2-Dichloropropane	ug/L	ND	0.50	0.36	06/02/22 11:17	
1,3,5-Trimethylbenzene	ug/L	ND	0.50	0.33	06/02/22 11:17	
1,3-Dichlorobenzene	ug/L	ND	0.50	0.34	06/02/22 11:17	
1,3-Dichloropropane	ug/L	ND	0.50	0.28	06/02/22 11:17	
1,4-Dichlorobenzene	ug/L	ND	0.50	0.33	06/02/22 11:17	
2,2-Dichloropropane	ug/L	ND	0.50	0.39	06/02/22 11:17	
2-Chlorotoluene	ug/L	ND	0.50	0.32	06/02/22 11:17	
4-Chlorotoluene	ug/L	ND	0.50	0.32	06/02/22 11:17	
Benzene	ug/L	ND	0.50	0.34	06/02/22 11:17	
Bromobenzene	ug/L	ND	0.50	0.29	06/02/22 11:17	
Bromochloromethane	ug/L	ND	0.50	0.47	06/02/22 11:17	
Bromodichloromethane	ug/L	ND	0.50	0.31	06/02/22 11:17	
Bromoform	ug/L	ND	0.50	0.34	06/02/22 11:17	
Bromomethane	ug/L	ND	5.0	1.7	06/02/22 11:17	
Carbon tetrachloride	ug/L	ND	0.50	0.33	06/02/22 11:17	
Chlorobenzene	ug/L	ND	0.50	0.28	06/02/22 11:17	
Chloroethane	ug/L	ND	1.0	0.65	06/02/22 11:17	
Chloroform	ug/L	ND	0.50	0.43	06/02/22 11:17	
Chloromethane	ug/L	ND	1.0	0.54	06/02/22 11:17	
cis-1,2-Dichloroethene	ug/L	ND	0.50	0.38	06/02/22 11:17	
cis-1,3-Dichloropropene	ug/L	ND	0.50	0.36	06/02/22 11:17	
Dibromochloromethane	ug/L	ND	0.50	0.36	06/02/22 11:17	
Dibromomethane	ug/L	ND	0.50	0.39	06/02/22 11:17	
Dichlorodifluoromethane	ug/L	ND	0.50	0.35	06/02/22 11:17	
Diisopropyl ether	ug/L	ND	0.50	0.31	06/02/22 11:17	

Results presented on this page are in the units indicated by the "Units" column except where an alternate unit is presented to the right of the result.

REPORT OF LABORATORY ANALYSIS

This report shall not be reproduced, except in full,
without the written consent of Pace Analytical Services, LLC.

Pace Analytical Services, LLC
9800 Kincey Ave. Suite 100
Huntersville, NC 28078
(704)875-9092

QUALITY CONTROL DATA

Project: CPC HUNTERSVILLE (GW)
Pace Project No.: 92607409

METHOD BLANK: 3662820 Matrix: Water
Associated Lab Samples: 92607409001, 92607409004, 92607409020, 92607409022, 92607409023, 92607409024

Parameter	Units	Blank Result	Reporting Limit	MDL	Analyzed	Qualifiers
Ethylbenzene	ug/L	ND	0.50	0.30	06/02/22 11:17	
Hexachloro-1,3-butadiene	ug/L	ND	2.0	1.5	06/02/22 11:17	
Isopropylbenzene (Cumene)	ug/L	ND	0.50	0.33	06/02/22 11:17	
m&p-Xylene	ug/L	ND	1.0	0.71	06/02/22 11:17	
Methyl-tert-butyl ether	ug/L	ND	0.50	0.42	06/02/22 11:17	
Methylene Chloride	ug/L	ND	2.0	2.0	06/02/22 11:17	
n-Butylbenzene	ug/L	ND	0.50	0.49	06/02/22 11:17	
n-Propylbenzene	ug/L	ND	0.50	0.34	06/02/22 11:17	
Naphthalene	ug/L	ND	2.0	0.64	06/02/22 11:17	
o-Xylene	ug/L	ND	0.50	0.34	06/02/22 11:17	
sec-Butylbenzene	ug/L	ND	0.50	0.40	06/02/22 11:17	
Styrene	ug/L	ND	0.50	0.29	06/02/22 11:17	
tert-Butylbenzene	ug/L	ND	0.50	0.32	06/02/22 11:17	
Tetrachloroethene	ug/L	ND	0.50	0.29	06/02/22 11:17	
Toluene	ug/L	ND	0.50	0.48	06/02/22 11:17	
trans-1,2-Dichloroethene	ug/L	ND	0.50	0.40	06/02/22 11:17	
trans-1,3-Dichloropropene	ug/L	ND	0.50	0.36	06/02/22 11:17	
Trichloroethene	ug/L	ND	0.50	0.38	06/02/22 11:17	
Trichlorofluoromethane	ug/L	ND	1.0	0.30	06/02/22 11:17	
Vinyl chloride	ug/L	ND	1.0	0.39	06/02/22 11:17	
1,2-Dichloroethane-d4 (S)	%	91	70-130		06/02/22 11:17	
4-Bromofluorobenzene (S)	%	99	70-130		06/02/22 11:17	
Toluene-d8 (S)	%	105	70-130		06/02/22 11:17	

LABORATORY CONTROL SAMPLE: 3662821

Parameter	Units	Spike Conc.	LCS Result	LCS % Rec	% Rec Limits	Qualifiers
1,1,1,2-Tetrachloroethane	ug/L	50	48.1	96	60-140	
1,1,1-Trichloroethane	ug/L	50	44.4	89	60-140	
1,1,2,2-Tetrachloroethane	ug/L	50	44.8	90	60-140	
1,1,2-Trichloroethane	ug/L	50	48.3	97	60-140	
1,1-Dichloroethane	ug/L	50	40.0	80	60-140	
1,1-Dichloroethene	ug/L	50	41.1	82	60-140	
1,1-Dichloropropene	ug/L	50	42.9	86	60-140	
1,2,3-Trichlorobenzene	ug/L	50	48.1	96	60-140	
1,2,3-Trichloropropane	ug/L	50	44.6	89	60-140	
1,2,4-Trichlorobenzene	ug/L	50	47.8	96	60-140	
1,2,4-Trimethylbenzene	ug/L	50	46.6	93	60-140	
1,2-Dibromo-3-chloropropane	ug/L	50	41.5	83	60-140	
1,2-Dibromoethane (EDB)	ug/L	50	47.7	95	60-140	
1,2-Dichlorobenzene	ug/L	50	45.9	92	60-140	
1,2-Dichloroethane	ug/L	50	44.1	88	60-140	
1,2-Dichloropropane	ug/L	50	49.5	99	60-140	
1,3,5-Trimethylbenzene	ug/L	50	48.2	96	60-140	

Results presented on this page are in the units indicated by the "Units" column except where an alternate unit is presented to the right of the result.

REPORT OF LABORATORY ANALYSIS

This report shall not be reproduced, except in full,
without the written consent of Pace Analytical Services, LLC.

Pace Analytical Services, LLC
9800 Kincey Ave. Suite 100
Huntersville, NC 28078
(704)875-9092

QUALITY CONTROL DATA

Project: CPC HUNTERSVILLE (GW)
Pace Project No.: 92607409

LABORATORY CONTROL SAMPLE: 3662821

Parameter	Units	Spike Conc.	LCS Result	LCS % Rec	% Rec Limits	Qualifiers
1,3-Dichlorobenzene	ug/L	50	45.9	92	60-140	
1,3-Dichloropropane	ug/L	50	48.2	96	60-140	
1,4-Dichlorobenzene	ug/L	50	46.1	92	60-140	
2,2-Dichloropropane	ug/L	50	43.8	88	60-140	
2-Chlorotoluene	ug/L	50	44.6	89	60-140	
4-Chlorotoluene	ug/L	50	44.8	90	60-140	
Benzene	ug/L	50	43.2	86	60-140	
Bromobenzene	ug/L	50	44.8	90	60-140	
Bromochloromethane	ug/L	50	39.4	79	60-140	
Bromodichloromethane	ug/L	50	44.2	88	60-140	
Bromoform	ug/L	50	45.6	91	60-140	
Bromomethane	ug/L	50	45.7	91	60-140	
Carbon tetrachloride	ug/L	50	48.6	97	60-140	
Chlorobenzene	ug/L	50	46.0	92	60-140	
Chloroethane	ug/L	50	50.7	101	60-140	
Chloroform	ug/L	50	41.0	82	60-140	
Chloromethane	ug/L	50	38.9	78	60-140	
cis-1,2-Dichloroethene	ug/L	50	42.8	86	60-140	
cis-1,3-Dichloropropene	ug/L	50	49.5	99	60-140	
Dibromochloromethane	ug/L	50	46.9	94	60-140	
Dibromomethane	ug/L	50	43.9	88	60-140	
Dichlorodifluoromethane	ug/L	50	41.9	84	60-140	
Diisopropyl ether	ug/L	50	46.4	93	60-140	
Ethylbenzene	ug/L	50	46.3	93	60-140	
Hexachloro-1,3-butadiene	ug/L	50	52.7	105	60-140	
Isopropylbenzene (Cumene)	ug/L	50	47.5	95	60-140	
m&p-Xylene	ug/L	100	92.7	93	60-140	
Methyl-tert-butyl ether	ug/L	50	42.1	84	60-140	
Methylene Chloride	ug/L	50	40.5	81	60-140	
n-Butylbenzene	ug/L	50	51.2	102	60-140	
n-Propylbenzene	ug/L	50	47.1	94	60-140	
Naphthalene	ug/L	50	48.4	97	60-140	
o-Xylene	ug/L	50	45.5	91	60-140	
sec-Butylbenzene	ug/L	50	49.3	99	60-140	
Styrene	ug/L	50	46.3	93	60-140	
tert-Butylbenzene	ug/L	50	39.5	79	60-140	
Tetrachloroethene	ug/L	50	47.8	96	60-140	
Toluene	ug/L	50	43.7	87	60-140	
trans-1,2-Dichloroethene	ug/L	50	42.2	84	60-140	
trans-1,3-Dichloropropene	ug/L	50	48.7	97	60-140	
Trichloroethene	ug/L	50	51.0	102	60-140	
Trichlorofluoromethane	ug/L	50	47.4	95	60-140	
Vinyl chloride	ug/L	50	43.7	87	60-140	
1,2-Dichloroethane-d4 (S)	%			96	70-130	
4-Bromofluorobenzene (S)	%			97	70-130	
Toluene-d8 (S)	%			97	70-130	

Results presented on this page are in the units indicated by the "Units" column except where an alternate unit is presented to the right of the result.

REPORT OF LABORATORY ANALYSIS

This report shall not be reproduced, except in full,
without the written consent of Pace Analytical Services, LLC.

Pace Analytical Services, LLC
9800 Kincey Ave. Suite 100
Huntersville, NC 28078
(704)875-9092

QUALITY CONTROL DATA

Project: CPC HUNTERSVILLE (GW)
Pace Project No.: 92607409

MATRIX SPIKE & MATRIX SPIKE DUPLICATE: 3662822 3662823

Parameter	Units	92607409004 Result	MS Spike Conc.	MSD Spike Conc.	MS Result	MSD Result	MS % Rec	MSD % Rec	% Rec Limits	RPD	Max RPD	Qual
1,1,1,2-Tetrachloroethane	ug/L	ND	20	20	19.6	19.9	98	100	60-140	2	30	
1,1,1-Trichloroethane	ug/L	ND	20	20	22.8	22.6	114	113	60-140	1	30	
1,1,2,2-Tetrachloroethane	ug/L	ND	20	20	19.6	19.2	98	96	60-140	2	30	
1,1,2-Trichloroethane	ug/L	ND	20	20	20.4	20.7	102	103	60-140	2	30	
1,1-Dichloroethane	ug/L	ND	20	20	21.4	21.6	107	108	60-140	1	30	
1,1-Dichloroethene	ug/L	ND	20	20	24.1	24.2	120	121	60-140	0	30	
1,1-Dichloropropene	ug/L	ND	20	20	21.1	21.3	105	107	60-140	1	30	
1,2,3-Trichlorobenzene	ug/L	ND	20	20	22.6	21.0	113	105	60-140	8	30	
1,2,3-Trichloropropane	ug/L	ND	20	20	19.2	19.5	96	98	60-140	2	30	
1,2,4-Trichlorobenzene	ug/L	ND	20	20	22.5	21.3	113	107	60-140	6	30	
1,2,4-Trimethylbenzene	ug/L	ND	20	20	19.7	19.9	99	99	60-140	1	30	
1,2-Dibromo-3-chloropropane	ug/L	ND	20	20	17.5	17.0	87	85	60-140	3	30	
1,2-Dibromoethane (EDB)	ug/L	ND	20	20	20.2	20.1	101	100	60-140	1	30	
1,2-Dichlorobenzene	ug/L	ND	20	20	19.3	19.2	97	96	60-140	1	30	
1,2-Dichloroethane	ug/L	ND	20	20	20.7	21.2	103	106	60-140	2	30	
1,2-Dichloropropane	ug/L	ND	20	20	22.9	22.3	115	112	60-140	3	30	
1,3,5-Trimethylbenzene	ug/L	ND	20	20	20.8	20.8	104	104	60-140	0	30	
1,3-Dichlorobenzene	ug/L	ND	20	20	19.7	19.5	98	97	60-140	1	30	
1,3-Dichloropropane	ug/L	ND	20	20	20.5	20.6	102	103	60-140	1	30	
1,4-Dichlorobenzene	ug/L	ND	20	20	19.5	18.9	97	95	60-140	3	30	
2,2-Dichloropropane	ug/L	ND	20	20	22.3	22.4	112	112	60-140	1	30	
2-Chlorotoluene	ug/L	ND	20	20	18.9	19.0	94	95	60-140	1	30	
4-Chlorotoluene	ug/L	ND	20	20	18.8	18.9	94	95	60-140	1	30	
Benzene	ug/L	ND	20	20	21.5	21.2	107	106	60-140	1	30	
Bromobenzene	ug/L	ND	20	20	18.7	18.8	93	94	60-140	0	30	
Bromochloromethane	ug/L	ND	20	20	19.7	19.7	99	98	60-140	0	30	
Bromodichloromethane	ug/L	ND	20	20	19.3	19.2	97	96	60-140	1	30	
Bromoform	ug/L	ND	20	20	18.3	17.9	91	89	60-140	2	30	
Bromomethane	ug/L	ND	20	20	30.2	30.0	151	150	60-140	1	30	M1
Carbon tetrachloride	ug/L	ND	20	20	24.1	23.8	121	119	60-140	1	30	
Chlorobenzene	ug/L	ND	20	20	20.2	20.6	101	103	60-140	2	30	
Chloroethane	ug/L	ND	20	20	29.8	29.8	149	149	60-140	0	30	M1
Chloroform	ug/L	ND	20	20	18.0	18.4	90	92	60-140	2	30	
Chloromethane	ug/L	ND	20	20	24.5	24.1	123	120	60-140	2	30	
cis-1,2-Dichloroethene	ug/L	ND	20	20	21.6	21.8	108	109	60-140	1	30	
cis-1,3-Dichloropropene	ug/L	ND	20	20	21.0	20.8	105	104	60-140	1	30	
Dibromochloromethane	ug/L	ND	20	20	18.9	19.1	95	95	60-140	1	30	
Dibromomethane	ug/L	ND	20	20	20.9	20.6	105	103	60-140	1	30	
Dichlorodifluoromethane	ug/L	ND	20	20	24.1	23.8	120	119	60-140	1	30	
Diisopropyl ether	ug/L	ND	20	20	20.9	21.0	104	105	60-140	1	30	
Ethylbenzene	ug/L	ND	20	20	20.3	20.7	102	104	60-140	2	30	
Hexachloro-1,3-butadiene	ug/L	ND	20	20	30.4	28.4	152	142	60-140	7	30	M1
Isopropylbenzene (Cumene)	ug/L	ND	20	20	20.5	20.8	103	104	60-140	1	30	
m&p-Xylene	ug/L	ND	40	40	40.4	41.5	101	104	60-140	3	30	

Results presented on this page are in the units indicated by the "Units" column except where an alternate unit is presented to the right of the result.

REPORT OF LABORATORY ANALYSIS

This report shall not be reproduced, except in full,
without the written consent of Pace Analytical Services, LLC.

Pace Analytical Services, LLC
9800 Kincey Ave. Suite 100
Huntersville, NC 28078
(704)875-9092

QUALITY CONTROL DATA

Project: CPC HUNTERSVILLE (GW)
Pace Project No.: 92607409

MATRIX SPIKE & MATRIX SPIKE DUPLICATE: 3662822 3662823

Parameter	Units	92607409004 Result	MS Spike Conc.	MSD Spike Conc.	MS Result	MSD Result	MS % Rec	MSD % Rec	% Rec Limits	RPD	Max RPD	Qual
Methyl-tert-butyl ether	ug/L	ND	20	20	18.8	19.1	94	95	60-140	2	30	
Methylene Chloride	ug/L	ND	20	20	17.2	17.3	86	87	60-140	1	30	
n-Butylbenzene	ug/L	ND	20	20	24.6	23.3	123	116	60-140	5	30	
n-Propylbenzene	ug/L	ND	20	20	20.1	20.3	101	101	60-140	1	30	
Naphthalene	ug/L	ND	20	20	19.6	19.4	98	97	60-140	1	30	
o-Xylene	ug/L	ND	20	20	19.9	20.5	100	103	60-140	3	30	
sec-Butylbenzene	ug/L	ND	20	20	22.8	22.3	114	111	60-140	2	30	
Styrene	ug/L	ND	20	20	19.4	20.1	97	101	60-140	4	30	
tert-Butylbenzene	ug/L	ND	20	20	17.8	17.7	89	88	60-140	1	30	
Tetrachloroethene	ug/L	ND	20	20	21.3	21.8	106	109	60-140	3	30	
Toluene	ug/L	ND	20	20	20.3	20.4	101	102	60-140	1	30	
trans-1,2-Dichloroethene	ug/L	ND	20	20	23.1	22.8	116	114	60-140	2	30	
trans-1,3-Dichloropropene	ug/L	ND	20	20	20.4	20.2	102	101	60-140	1	30	
Trichloroethene	ug/L	ND	20	20	23.8	23.9	119	120	60-140	0	30	
Trichlorofluoromethane	ug/L	ND	20	20	27.6	27.5	138	138	60-140	0	30	
Vinyl chloride	ug/L	ND	20	20	26.3	26.1	131	131	60-140	1	30	
1,2-Dichloroethane-d4 (S)	%						100	101	70-130			
4-Bromofluorobenzene (S)	%						98	97	70-130			
Toluene-d8 (S)	%						98	98	70-130			

Results presented on this page are in the units indicated by the "Units" column except where an alternate unit is presented to the right of the result.

REPORT OF LABORATORY ANALYSIS

This report shall not be reproduced, except in full,
without the written consent of Pace Analytical Services, LLC.

Pace Analytical Services, LLC
9800 Kincey Ave. Suite 100
Huntersville, NC 28078
(704)875-9092

QUALITY CONTROL DATA

Project: CPC HUNTERSVILLE (GW)
Pace Project No.: 92607409

QC Batch: 701747 | Analysis Method: SM 6200B
QC Batch Method: SM 6200B | Analysis Description: 6200B MSV
Laboratory: Pace Analytical Services - Charlotte

Associated Lab Samples: 92607409002, 92607409005, 92607409006, 92607409007, 92607409008, 92607409009, 92607409010, 92607409011, 92607409012, 92607409013, 92607409014, 92607409016, 92607409017, 92607409021

METHOD BLANK: 3662824 Matrix: Water

Associated Lab Samples: 92607409002, 92607409005, 92607409006, 92607409007, 92607409008, 92607409009, 92607409010, 92607409011, 92607409012, 92607409013, 92607409014, 92607409016, 92607409017, 92607409021

Parameter	Units	Blank Result	Reporting Limit	MDL	Analyzed	Qualifiers
1,1,1,2-Tetrachloroethane	ug/L	ND	0.50	0.31	06/02/22 00:59	
1,1,1-Trichloroethane	ug/L	ND	0.50	0.33	06/02/22 00:59	
1,1,2,2-Tetrachloroethane	ug/L	ND	0.50	0.22	06/02/22 00:59	
1,1,2-Trichloroethane	ug/L	ND	0.50	0.32	06/02/22 00:59	
1,1-Dichloroethane	ug/L	ND	0.50	0.37	06/02/22 00:59	
1,1-Dichloroethene	ug/L	ND	0.50	0.35	06/02/22 00:59	
1,1-Dichloropropene	ug/L	ND	0.50	0.43	06/02/22 00:59	
1,2,3-Trichlorobenzene	ug/L	ND	2.0	0.81	06/02/22 00:59	
1,2,3-Trichloropropane	ug/L	ND	0.50	0.26	06/02/22 00:59	
1,2,4-Trichlorobenzene	ug/L	ND	2.0	0.64	06/02/22 00:59	
1,2,4-Trimethylbenzene	ug/L	ND	0.50	0.50	06/02/22 00:59	
1,2-Dibromo-3-chloropropane	ug/L	ND	1.0	0.34	06/02/22 00:59	
1,2-Dibromoethane (EDB)	ug/L	ND	0.50	0.27	06/02/22 00:59	
1,2-Dichlorobenzene	ug/L	ND	0.50	0.34	06/02/22 00:59	
1,2-Dichloroethane	ug/L	ND	0.50	0.32	06/02/22 00:59	
1,2-Dichloropropane	ug/L	ND	0.50	0.36	06/02/22 00:59	
1,3,5-Trimethylbenzene	ug/L	ND	0.50	0.33	06/02/22 00:59	
1,3-Dichlorobenzene	ug/L	ND	0.50	0.34	06/02/22 00:59	
1,3-Dichloropropane	ug/L	ND	0.50	0.28	06/02/22 00:59	
1,4-Dichlorobenzene	ug/L	ND	0.50	0.33	06/02/22 00:59	
2,2-Dichloropropane	ug/L	ND	0.50	0.39	06/02/22 00:59	
2-Chlorotoluene	ug/L	ND	0.50	0.32	06/02/22 00:59	
4-Chlorotoluene	ug/L	ND	0.50	0.32	06/02/22 00:59	
Benzene	ug/L	ND	0.50	0.34	06/02/22 00:59	
Bromobenzene	ug/L	ND	0.50	0.29	06/02/22 00:59	
Bromochloromethane	ug/L	ND	0.50	0.47	06/02/22 00:59	
Bromodichloromethane	ug/L	ND	0.50	0.31	06/02/22 00:59	
Bromoform	ug/L	ND	0.50	0.34	06/02/22 00:59	
Bromomethane	ug/L	ND	5.0	1.7	06/02/22 00:59	
Carbon tetrachloride	ug/L	ND	0.50	0.33	06/02/22 00:59	
Chlorobenzene	ug/L	ND	0.50	0.28	06/02/22 00:59	
Chloroethane	ug/L	ND	1.0	0.65	06/02/22 00:59	
Chloroform	ug/L	ND	0.50	0.43	06/02/22 00:59	
Chloromethane	ug/L	ND	1.0	0.54	06/02/22 00:59	
cis-1,2-Dichloroethene	ug/L	ND	0.50	0.38	06/02/22 00:59	
cis-1,3-Dichloropropene	ug/L	ND	0.50	0.36	06/02/22 00:59	
Dibromochloromethane	ug/L	ND	0.50	0.36	06/02/22 00:59	
Dibromomethane	ug/L	ND	0.50	0.39	06/02/22 00:59	
Dichlorodifluoromethane	ug/L	ND	0.50	0.35	06/02/22 00:59	

Results presented on this page are in the units indicated by the "Units" column except where an alternate unit is presented to the right of the result.

REPORT OF LABORATORY ANALYSIS

This report shall not be reproduced, except in full,
without the written consent of Pace Analytical Services, LLC.

Pace Analytical Services, LLC
9800 Kincey Ave. Suite 100
Huntersville, NC 28078
(704)875-9092

QUALITY CONTROL DATA

Project: CPC HUNTERSVILLE (GW)
Pace Project No.: 92607409

METHOD BLANK: 3662824 Matrix: Water

Associated Lab Samples: 92607409002, 92607409005, 92607409006, 92607409007, 92607409008, 92607409009, 92607409010, 92607409011, 92607409012, 92607409013, 92607409014, 92607409016, 92607409017, 92607409021

Parameter	Units	Blank Result	Reporting Limit	MDL	Analyzed	Qualifiers
Diisopropyl ether	ug/L	ND	0.50	0.31	06/02/22 00:59	
Ethylbenzene	ug/L	ND	0.50	0.30	06/02/22 00:59	
Hexachloro-1,3-butadiene	ug/L	ND	2.0	1.5	06/02/22 00:59	
Isopropylbenzene (Cumene)	ug/L	ND	0.50	0.33	06/02/22 00:59	
m&p-Xylene	ug/L	ND	1.0	0.71	06/02/22 00:59	
Methyl-tert-butyl ether	ug/L	ND	0.50	0.42	06/02/22 00:59	
Methylene Chloride	ug/L	ND	2.0	2.0	06/02/22 00:59	
n-Butylbenzene	ug/L	ND	0.50	0.49	06/02/22 00:59	
n-Propylbenzene	ug/L	ND	0.50	0.34	06/02/22 00:59	
Naphthalene	ug/L	ND	2.0	0.64	06/02/22 00:59	
o-Xylene	ug/L	ND	0.50	0.34	06/02/22 00:59	
sec-Butylbenzene	ug/L	ND	0.50	0.40	06/02/22 00:59	
Styrene	ug/L	ND	0.50	0.29	06/02/22 00:59	
tert-Butylbenzene	ug/L	ND	0.50	0.32	06/02/22 00:59	
Tetrachloroethene	ug/L	ND	0.50	0.29	06/02/22 00:59	
Toluene	ug/L	ND	0.50	0.48	06/02/22 00:59	
trans-1,2-Dichloroethene	ug/L	ND	0.50	0.40	06/02/22 00:59	
trans-1,3-Dichloropropene	ug/L	ND	0.50	0.36	06/02/22 00:59	
Trichloroethene	ug/L	ND	0.50	0.38	06/02/22 00:59	
Trichlorofluoromethane	ug/L	ND	1.0	0.30	06/02/22 00:59	
Vinyl chloride	ug/L	ND	1.0	0.39	06/02/22 00:59	
1,2-Dichloroethane-d4 (S)	%	102	70-130		06/02/22 00:59	
4-Bromofluorobenzene (S)	%	95	70-130		06/02/22 00:59	
Toluene-d8 (S)	%	98	70-130		06/02/22 00:59	

LABORATORY CONTROL SAMPLE: 3662825

Parameter	Units	Spike Conc.	LCS Result	LCS % Rec	% Rec Limits	Qualifiers
1,1,1,2-Tetrachloroethane	ug/L	50	55.8	112	60-140	
1,1,1-Trichloroethane	ug/L	50	56.5	113	60-140	
1,1,2,2-Tetrachloroethane	ug/L	50	60.5	121	60-140	
1,1,2-Trichloroethane	ug/L	50	62.0	124	60-140	
1,1-Dichloroethane	ug/L	50	59.3	119	60-140	
1,1-Dichloroethene	ug/L	50	62.1	124	60-140	
1,1-Dichloropropene	ug/L	50	60.0	120	60-140	
1,2,3-Trichlorobenzene	ug/L	50	49.3	99	60-140	
1,2,3-Trichloropropane	ug/L	50	59.9	120	60-140	
1,2,4-Trichlorobenzene	ug/L	50	49.8	100	60-140	
1,2,4-Trimethylbenzene	ug/L	50	53.7	107	60-140	
1,2-Dibromo-3-chloropropane	ug/L	50	58.6	117	60-140	
1,2-Dibromoethane (EDB)	ug/L	50	60.7	121	60-140	
1,2-Dichlorobenzene	ug/L	50	56.5	113	60-140	
1,2-Dichloroethane	ug/L	50	57.4	115	60-140	

Results presented on this page are in the units indicated by the "Units" column except where an alternate unit is presented to the right of the result.

REPORT OF LABORATORY ANALYSIS

This report shall not be reproduced, except in full,
without the written consent of Pace Analytical Services, LLC.

Pace Analytical Services, LLC
9800 Kincey Ave. Suite 100
Huntersville, NC 28078
(704)875-9092

QUALITY CONTROL DATA

Project: CPC HUNTERSVILLE (GW)
Pace Project No.: 92607409

LABORATORY CONTROL SAMPLE: 3662825

Parameter	Units	Spike Conc.	LCS Result	LCS % Rec	% Rec Limits	Qualifiers
1,2-Dichloropropane	ug/L	50	60.0	120	60-140	
1,3,5-Trimethylbenzene	ug/L	50	55.0	110	60-140	
1,3-Dichlorobenzene	ug/L	50	56.0	112	60-140	
1,3-Dichloropropane	ug/L	50	60.4	121	60-140	
1,4-Dichlorobenzene	ug/L	50	55.8	112	60-140	
2,2-Dichloropropane	ug/L	50	51.6	103	60-140	
2-Chlorotoluene	ug/L	50	56.2	112	60-140	
4-Chlorotoluene	ug/L	50	56.2	112	60-140	
Benzene	ug/L	50	54.7	109	60-140	
Bromobenzene	ug/L	50	58.1	116	60-140	
Bromochloromethane	ug/L	50	63.1	126	60-140	
Bromodichloromethane	ug/L	50	58.2	116	60-140	
Bromoform	ug/L	50	56.1	112	60-140	
Bromomethane	ug/L	50	45.3	91	60-140	
Carbon tetrachloride	ug/L	50	51.8	104	60-140	
Chlorobenzene	ug/L	50	57.2	114	60-140	
Chloroethane	ug/L	50	44.5	89	60-140	
Chloroform	ug/L	50	61.7	123	60-140	
Chloromethane	ug/L	50	58.1	116	60-140	
cis-1,2-Dichloroethene	ug/L	50	60.1	120	60-140	
cis-1,3-Dichloropropene	ug/L	50	60.6	121	60-140	
Dibromochloromethane	ug/L	50	57.8	116	60-140	
Dibromomethane	ug/L	50	57.9	116	60-140	
Dichlorodifluoromethane	ug/L	50	57.2	114	60-140	
Diisopropyl ether	ug/L	50	59.8	120	60-140	
Ethylbenzene	ug/L	50	55.3	111	60-140	
Hexachloro-1,3-butadiene	ug/L	50	41.0	82	60-140	
Isopropylbenzene (Cumene)	ug/L	50	51.9	104	60-140	
m&p-Xylene	ug/L	100	111	111	60-140	
Methyl-tert-butyl ether	ug/L	50	60.0	120	60-140	
Methylene Chloride	ug/L	50	58.6	117	60-140	
n-Butylbenzene	ug/L	50	50.8	102	60-140	
n-Propylbenzene	ug/L	50	55.1	110	60-140	
Naphthalene	ug/L	50	58.3	117	60-140	
o-Xylene	ug/L	50	56.0	112	60-140	
sec-Butylbenzene	ug/L	50	51.9	104	60-140	
Styrene	ug/L	50	60.7	121	60-140	
tert-Butylbenzene	ug/L	50	43.7	87	60-140	
Tetrachloroethene	ug/L	50	51.3	103	60-140	
Toluene	ug/L	50	55.9	112	60-140	
trans-1,2-Dichloroethene	ug/L	50	61.8	124	60-140	
trans-1,3-Dichloropropene	ug/L	50	59.8	120	60-140	
Trichloroethene	ug/L	50	56.4	113	60-140	
Trichlorofluoromethane	ug/L	50	48.0	96	60-140	
Vinyl chloride	ug/L	50	60.4	121	60-140	
1,2-Dichloroethane-d4 (S)	%			105	70-130	
4-Bromofluorobenzene (S)	%			98	70-130	

Results presented on this page are in the units indicated by the "Units" column except where an alternate unit is presented to the right of the result.

REPORT OF LABORATORY ANALYSIS

This report shall not be reproduced, except in full,
without the written consent of Pace Analytical Services, LLC.

Pace Analytical Services, LLC
9800 Kincey Ave. Suite 100
Huntersville, NC 28078
(704)875-9092

QUALITY CONTROL DATA

Project: CPC HUNTERSVILLE (GW)
Pace Project No.: 92607409

LABORATORY CONTROL SAMPLE: 3662825

Parameter	Units	Spike Conc.	LCS Result	LCS % Rec	% Rec Limits	Qualifiers
Toluene-d8 (S)	%			101	70-130	

MATRIX SPIKE & MATRIX SPIKE DUPLICATE: 3662826 3662827

Parameter	Units	92607409008 Result	MS Spike Conc.	MSD Spike Conc.	MS Result	MSD Result	MS % Rec	MSD % Rec	% Rec Limits	RPD	Max RPD	Qual
1,1,1,2-Tetrachloroethane	ug/L	ND	20	20	25.0	25.5	125	127	60-140	2	30	
1,1,1-Trichloroethane	ug/L	ND	20	20	27.0	27.5	135	137	60-140	2	30	
1,1,2,2-Tetrachloroethane	ug/L	ND	20	20	26.4	27.3	132	137	60-140	3	30	
1,1,2-Trichloroethane	ug/L	ND	20	20	27.2	28.0	136	140	60-140	3	30	
1,1-Dichloroethane	ug/L	ND	20	20	27.8	28.5	139	143	60-140	2	30	M1
1,1-Dichloroethene	ug/L	ND	20	20	30.0	30.4	150	152	60-140	1	30	M1
1,1-Dichloropropene	ug/L	ND	20	20	28.6	28.9	143	145	60-140	1	30	M1
1,2,3-Trichlorobenzene	ug/L	ND	20	20	21.0	22.1	105	110	60-140	5	30	
1,2,3-Trichloropropane	ug/L	ND	20	20	25.8	26.7	129	133	60-140	3	30	
1,2,4-Trichlorobenzene	ug/L	ND	20	20	21.1	22.3	105	111	60-140	6	30	
1,2,4-Trimethylbenzene	ug/L	ND	20	20	24.2	25.2	121	126	60-140	4	30	
1,2-Dibromo-3-chloropropane	ug/L	ND	20	20	22.9	24.1	115	120	60-140	5	30	
1,2-Dibromoethane (EDB)	ug/L	ND	20	20	26.7	27.5	134	137	60-140	3	30	
1,2-Dichlorobenzene	ug/L	ND	20	20	25.1	25.9	126	130	60-140	3	30	
1,2-Dichloroethane	ug/L	ND	20	20	26.5	27.2	133	136	60-140	2	30	
1,2-Dichloropropane	ug/L	ND	20	20	28.1	28.4	140	142	60-140	1	30	M1
1,3,5-Trimethylbenzene	ug/L	ND	20	20	25.1	25.7	125	129	60-140	3	30	
1,3-Dichlorobenzene	ug/L	ND	20	20	25.6	26.0	128	130	60-140	1	30	
1,3-Dichloropropane	ug/L	ND	20	20	26.9	27.5	135	138	60-140	2	30	
1,4-Dichlorobenzene	ug/L	ND	20	20	25.2	25.5	126	128	60-140	1	30	
2,2-Dichloropropane	ug/L	ND	20	20	26.5	26.9	132	135	60-140	2	30	
2-Chlorotoluene	ug/L	ND	20	20	25.8	26.4	129	132	60-140	2	30	
4-Chlorotoluene	ug/L	ND	20	20	25.9	26.7	130	133	60-140	3	30	
Benzene	ug/L	ND	20	20	26.3	26.5	131	132	60-140	1	30	
Bromobenzene	ug/L	ND	20	20	25.9	26.6	130	133	60-140	3	30	
Bromochloromethane	ug/L	ND	20	20	28.8	28.8	144	144	60-140	0	30	M1
Bromodichloromethane	ug/L	ND	20	20	25.9	26.1	129	131	60-140	1	30	
Bromoform	ug/L	ND	20	20	22.7	23.1	114	116	60-140	2	30	
Bromomethane	ug/L	ND	20	20	21.8	24.2	109	121	60-140	10	30	
Carbon tetrachloride	ug/L	ND	20	20	24.5	24.2	122	121	60-140	1	30	
Chlorobenzene	ug/L	ND	20	20	26.7	26.9	134	135	60-140	1	30	
Chloroethane	ug/L	ND	20	20	32.5	32.5	163	162	60-140	0	30	M1
Chloroform	ug/L	ND	20	20	27.6	28.2	138	141	60-140	2	30	M1
Chloromethane	ug/L	ND	20	20	25.5	27.1	127	136	60-140	6	30	
cis-1,2-Dichloroethene	ug/L	ND	20	20	27.8	28.9	139	144	60-140	4	30	M1
cis-1,3-Dichloropropene	ug/L	ND	20	20	26.5	27.0	132	135	60-140	2	30	
Dibromochloromethane	ug/L	ND	20	20	24.7	25.5	124	128	60-140	3	30	
Dibromomethane	ug/L	ND	20	20	25.8	26.0	129	130	60-140	1	30	

Results presented on this page are in the units indicated by the "Units" column except where an alternate unit is presented to the right of the result.

REPORT OF LABORATORY ANALYSIS

This report shall not be reproduced, except in full,
without the written consent of Pace Analytical Services, LLC.

Pace Analytical Services, LLC
9800 Kincey Ave. Suite 100
Huntersville, NC 28078
(704)875-9092

QUALITY CONTROL DATA

Project: CPC HUNTERSVILLE (GW)
Pace Project No.: 92607409

MATRIX SPIKE & MATRIX SPIKE DUPLICATE: 3662826 3662827

Parameter	Units	92607409008 Result	MS Spike Conc.	MSD Spike Conc.	MS Result	MSD Result	MS % Rec	MSD % Rec	% Rec Limits	RPD	Max RPD	Qual
Dichlorodifluoromethane	ug/L	ND	20	20	27.5	27.9	137	139	60-140	2	30	
Diisopropyl ether	ug/L	ND	20	20	27.2	27.8	136	139	60-140	2	30	
Ethylbenzene	ug/L	ND	20	20	26.1	26.5	131	133	60-140	2	30	
Hexachloro-1,3-butadiene	ug/L	ND	20	20	18.6	20.3	93	101	60-140	9	30	
Isopropylbenzene (Cumene)	ug/L	ND	20	20	24.3	24.9	121	125	60-140	3	30	
m&p-Xylene	ug/L	ND	40	40	52.3	53.6	131	134	60-140	2	30	
Methyl-tert-butyl ether	ug/L	ND	20	20	26.7	27.2	133	136	60-140	2	30	
Methylene Chloride	ug/L	ND	20	20	25.9	26.7	130	134	60-140	3	30	
n-Butylbenzene	ug/L	ND	20	20	22.8	24.2	114	121	60-140	6	30	
n-Propylbenzene	ug/L	ND	20	20	25.7	26.4	129	132	60-140	2	30	
Naphthalene	ug/L	ND	20	20	23.1	24.8	116	124	60-140	7	30	
o-Xylene	ug/L	ND	20	20	25.6	26.3	128	131	60-140	3	30	
sec-Butylbenzene	ug/L	ND	20	20	24.5	25.0	122	125	60-140	2	30	
Styrene	ug/L	ND	20	20	27.1	27.9	136	139	60-140	3	30	
tert-Butylbenzene	ug/L	ND	20	20	20.0	20.9	100	105	60-140	4	30	
Tetrachloroethene	ug/L	ND	20	20	24.3	24.9	122	125	60-140	2	30	
Toluene	ug/L	ND	20	20	26.5	26.7	132	134	60-140	1	30	
trans-1,2-Dichloroethene	ug/L	ND	20	20	28.9	29.3	144	146	60-140	1	30	M1
trans-1,3-Dichloropropene	ug/L	ND	20	20	26.1	26.5	131	133	60-140	1	30	
Trichloroethene	ug/L	ND	20	20	26.7	27.0	133	135	60-140	1	30	
Trichlorofluoromethane	ug/L	ND	20	20	26.2	26.2	131	131	60-140	0	30	
Vinyl chloride	ug/L	ND	20	20	28.8	29.2	144	146	60-140	1	30	M1
1,2-Dichloroethane-d4 (S)	%						102	102	70-130			
4-Bromofluorobenzene (S)	%						97	97	70-130			
Toluene-d8 (S)	%						99	99	70-130			

Results presented on this page are in the units indicated by the "Units" column except where an alternate unit is presented to the right of the result.

REPORT OF LABORATORY ANALYSIS

This report shall not be reproduced, except in full,
without the written consent of Pace Analytical Services, LLC.

Pace Analytical Services, LLC
9800 Kincey Ave. Suite 100
Huntersville, NC 28078
(704)875-9092

QUALITY CONTROL DATA

Project: CPC HUNTERSVILLE (GW)
Pace Project No.: 92607409

QC Batch: 701748
QC Batch Method: SM 6200B
Analysis Method: SM 6200B
Analysis Description: 6200B MSV
Laboratory: Pace Analytical Services - Charlotte

Associated Lab Samples: 92607409003

METHOD BLANK: 3662828 Matrix: Water
Associated Lab Samples: 92607409003

Parameter	Units	Blank Result	Reporting Limit	MDL	Analyzed	Qualifiers
1,1,1,2-Tetrachloroethane	ug/L	ND	0.50	0.31	06/02/22 22:38	
1,1,1-Trichloroethane	ug/L	ND	0.50	0.33	06/02/22 22:38	
1,1,2,2-Tetrachloroethane	ug/L	ND	0.50	0.22	06/02/22 22:38	
1,1,2-Trichloroethane	ug/L	ND	0.50	0.32	06/02/22 22:38	
1,1-Dichloroethane	ug/L	ND	0.50	0.37	06/02/22 22:38	
1,1-Dichloroethene	ug/L	ND	0.50	0.35	06/02/22 22:38	
1,1-Dichloropropene	ug/L	ND	0.50	0.43	06/02/22 22:38	
1,2,3-Trichlorobenzene	ug/L	ND	2.0	0.81	06/02/22 22:38	
1,2,3-Trichloropropane	ug/L	ND	0.50	0.26	06/02/22 22:38	
1,2,4-Trichlorobenzene	ug/L	ND	2.0	0.64	06/02/22 22:38	
1,2,4-Trimethylbenzene	ug/L	ND	0.50	0.50	06/02/22 22:38	
1,2-Dibromo-3-chloropropane	ug/L	ND	1.0	0.34	06/02/22 22:38	
1,2-Dibromoethane (EDB)	ug/L	ND	0.50	0.27	06/02/22 22:38	
1,2-Dichlorobenzene	ug/L	ND	0.50	0.34	06/02/22 22:38	
1,2-Dichloroethane	ug/L	ND	0.50	0.32	06/02/22 22:38	
1,2-Dichloropropane	ug/L	ND	0.50	0.36	06/02/22 22:38	
1,3,5-Trimethylbenzene	ug/L	ND	0.50	0.33	06/02/22 22:38	
1,3-Dichlorobenzene	ug/L	ND	0.50	0.34	06/02/22 22:38	
1,3-Dichloropropane	ug/L	ND	0.50	0.28	06/02/22 22:38	
1,4-Dichlorobenzene	ug/L	ND	0.50	0.33	06/02/22 22:38	
2,2-Dichloropropane	ug/L	ND	0.50	0.39	06/02/22 22:38	
2-Chlorotoluene	ug/L	ND	0.50	0.32	06/02/22 22:38	
4-Chlorotoluene	ug/L	ND	0.50	0.32	06/02/22 22:38	
Benzene	ug/L	ND	0.50	0.34	06/02/22 22:38	
Bromobenzene	ug/L	ND	0.50	0.29	06/02/22 22:38	
Bromochloromethane	ug/L	ND	0.50	0.47	06/02/22 22:38	
Bromodichloromethane	ug/L	ND	0.50	0.31	06/02/22 22:38	
Bromoform	ug/L	ND	0.50	0.34	06/02/22 22:38	
Bromomethane	ug/L	ND	5.0	1.7	06/02/22 22:38	
Carbon tetrachloride	ug/L	ND	0.50	0.33	06/02/22 22:38	
Chlorobenzene	ug/L	ND	0.50	0.28	06/02/22 22:38	
Chloroethane	ug/L	ND	1.0	0.65	06/02/22 22:38	
Chloroform	ug/L	ND	0.50	0.43	06/02/22 22:38	
Chloromethane	ug/L	ND	1.0	0.54	06/02/22 22:38	
cis-1,2-Dichloroethene	ug/L	ND	0.50	0.38	06/02/22 22:38	
cis-1,3-Dichloropropene	ug/L	ND	0.50	0.36	06/02/22 22:38	
Dibromochloromethane	ug/L	ND	0.50	0.36	06/02/22 22:38	
Dibromomethane	ug/L	ND	0.50	0.39	06/02/22 22:38	
Dichlorodifluoromethane	ug/L	ND	0.50	0.35	06/02/22 22:38	
Diisopropyl ether	ug/L	ND	0.50	0.31	06/02/22 22:38	

Results presented on this page are in the units indicated by the "Units" column except where an alternate unit is presented to the right of the result.

REPORT OF LABORATORY ANALYSIS

This report shall not be reproduced, except in full,
without the written consent of Pace Analytical Services, LLC.

Pace Analytical Services, LLC
9800 Kincey Ave. Suite 100
Huntersville, NC 28078
(704)875-9092

QUALITY CONTROL DATA

Project: CPC HUNTERSVILLE (GW)
Pace Project No.: 92607409

METHOD BLANK: 3662828 Matrix: Water
Associated Lab Samples: 92607409003

Parameter	Units	Blank Result	Reporting Limit	MDL	Analyzed	Qualifiers
Ethylbenzene	ug/L	ND	0.50	0.30	06/02/22 22:38	
Hexachloro-1,3-butadiene	ug/L	ND	2.0	1.5	06/02/22 22:38	
Isopropylbenzene (Cumene)	ug/L	ND	0.50	0.33	06/02/22 22:38	
m&p-Xylene	ug/L	ND	1.0	0.71	06/02/22 22:38	
Methyl-tert-butyl ether	ug/L	ND	0.50	0.42	06/02/22 22:38	
Methylene Chloride	ug/L	ND	2.0	2.0	06/02/22 22:38	
n-Butylbenzene	ug/L	ND	0.50	0.49	06/02/22 22:38	
n-Propylbenzene	ug/L	ND	0.50	0.34	06/02/22 22:38	
Naphthalene	ug/L	ND	2.0	0.64	06/02/22 22:38	
o-Xylene	ug/L	ND	0.50	0.34	06/02/22 22:38	
sec-Butylbenzene	ug/L	ND	0.50	0.40	06/02/22 22:38	
Styrene	ug/L	ND	0.50	0.29	06/02/22 22:38	
tert-Butylbenzene	ug/L	ND	0.50	0.32	06/02/22 22:38	
Tetrachloroethene	ug/L	ND	0.50	0.29	06/02/22 22:38	
Toluene	ug/L	ND	0.50	0.48	06/02/22 22:38	
trans-1,2-Dichloroethene	ug/L	ND	0.50	0.40	06/02/22 22:38	
trans-1,3-Dichloropropene	ug/L	ND	0.50	0.36	06/02/22 22:38	
Trichloroethene	ug/L	ND	0.50	0.38	06/02/22 22:38	
Trichlorofluoromethane	ug/L	ND	1.0	0.30	06/02/22 22:38	
Vinyl chloride	ug/L	ND	1.0	0.39	06/02/22 22:38	
1,2-Dichloroethane-d4 (S)	%	91	70-130		06/02/22 22:38	
4-Bromofluorobenzene (S)	%	100	70-130		06/02/22 22:38	
Toluene-d8 (S)	%	106	70-130		06/02/22 22:38	

LABORATORY CONTROL SAMPLE: 3662829

Parameter	Units	Spike Conc.	LCS Result	LCS % Rec	% Rec Limits	Qualifiers
1,1,1,2-Tetrachloroethane	ug/L	50	50.5	101	60-140	
1,1,1-Trichloroethane	ug/L	50	50.6	101	60-140	
1,1,2,2-Tetrachloroethane	ug/L	50	46.5	93	60-140	
1,1,2-Trichloroethane	ug/L	50	49.3	99	60-140	
1,1-Dichloroethane	ug/L	50	46.9	94	60-140	
1,1-Dichloroethene	ug/L	50	51.7	103	60-140	
1,1-Dichloropropene	ug/L	50	49.0	98	60-140	
1,2,3-Trichlorobenzene	ug/L	50	48.7	97	60-140	
1,2,3-Trichloropropane	ug/L	50	46.1	92	60-140	
1,2,4-Trichlorobenzene	ug/L	50	46.6	93	60-140	
1,2,4-Trimethylbenzene	ug/L	50	47.7	95	60-140	
1,2-Dibromo-3-chloropropane	ug/L	50	43.7	87	60-140	
1,2-Dibromoethane (EDB)	ug/L	50	50.4	101	60-140	
1,2-Dichlorobenzene	ug/L	50	47.0	94	60-140	
1,2-Dichloroethane	ug/L	50	48.8	98	60-140	
1,2-Dichloropropane	ug/L	50	53.1	106	60-140	
1,3,5-Trimethylbenzene	ug/L	50	48.6	97	60-140	

Results presented on this page are in the units indicated by the "Units" column except where an alternate unit is presented to the right of the result.

REPORT OF LABORATORY ANALYSIS

This report shall not be reproduced, except in full,
without the written consent of Pace Analytical Services, LLC.

Pace Analytical Services, LLC
9800 Kincey Ave. Suite 100
Huntersville, NC 28078
(704)875-9092

QUALITY CONTROL DATA

Project: CPC HUNTERSVILLE (GW)
Pace Project No.: 92607409

LABORATORY CONTROL SAMPLE: 3662829

Parameter	Units	Spike Conc.	LCS Result	LCS % Rec	% Rec Limits	Qualifiers
1,3-Dichlorobenzene	ug/L	50	47.5	95	60-140	
1,3-Dichloropropane	ug/L	50	51.4	103	60-140	
1,4-Dichlorobenzene	ug/L	50	46.3	93	60-140	
2,2-Dichloropropane	ug/L	50	48.0	96	60-140	
2-Chlorotoluene	ug/L	50	45.6	91	60-140	
4-Chlorotoluene	ug/L	50	45.5	91	60-140	
Benzene	ug/L	50	48.4	97	60-140	
Bromobenzene	ug/L	50	46.2	92	60-140	
Bromochloromethane	ug/L	50	43.8	88	60-140	
Bromodichloromethane	ug/L	50	45.4	91	60-140	
Bromoform	ug/L	50	47.1	94	60-140	
Bromomethane	ug/L	50	57.0	114	60-140	
Carbon tetrachloride	ug/L	50	52.4	105	60-140	
Chlorobenzene	ug/L	50	48.8	98	60-140	
Chloroethane	ug/L	50	66.8	134	60-140	
Chloroform	ug/L	50	45.6	91	60-140	
Chloromethane	ug/L	50	52.5	105	60-140	
cis-1,2-Dichloroethene	ug/L	50	47.9	96	60-140	
cis-1,3-Dichloropropene	ug/L	50	51.2	102	60-140	
Dibromochloromethane	ug/L	50	48.6	97	60-140	
Dibromomethane	ug/L	50	46.7	93	60-140	
Dichlorodifluoromethane	ug/L	50	57.3	115	60-140	
Diisopropyl ether	ug/L	50	52.6	105	60-140	
Ethylbenzene	ug/L	50	49.1	98	60-140	
Hexachloro-1,3-butadiene	ug/L	50	50.5	101	60-140	
Isopropylbenzene (Cumene)	ug/L	50	48.8	98	60-140	
m&p-Xylene	ug/L	100	96.4	96	60-140	
Methyl-tert-butyl ether	ug/L	50	48.8	98	60-140	
Methylene Chloride	ug/L	50	44.9	90	60-140	
n-Butylbenzene	ug/L	50	50.4	101	60-140	
n-Propylbenzene	ug/L	50	47.3	95	60-140	
Naphthalene	ug/L	50	48.9	98	60-140	
o-Xylene	ug/L	50	47.4	95	60-140	
sec-Butylbenzene	ug/L	50	48.9	98	60-140	
Styrene	ug/L	50	48.1	96	60-140	
tert-Butylbenzene	ug/L	50	40.1	80	60-140	
Tetrachloroethene	ug/L	50	51.8	104	60-140	
Toluene	ug/L	50	45.6	91	60-140	
trans-1,2-Dichloroethene	ug/L	50	50.4	101	60-140	
trans-1,3-Dichloropropene	ug/L	50	49.5	99	60-140	
Trichloroethene	ug/L	50	56.0	112	60-140	
Trichlorofluoromethane	ug/L	50	61.2	122	60-140	
Vinyl chloride	ug/L	50	58.1	116	60-140	
1,2-Dichloroethane-d4 (S)	%			96	70-130	
4-Bromofluorobenzene (S)	%			98	70-130	
Toluene-d8 (S)	%			95	70-130	

Results presented on this page are in the units indicated by the "Units" column except where an alternate unit is presented to the right of the result.

REPORT OF LABORATORY ANALYSIS

This report shall not be reproduced, except in full,
without the written consent of Pace Analytical Services, LLC.

Pace Analytical Services, LLC
9800 Kincey Ave. Suite 100
Huntersville, NC 28078
(704)875-9092

QUALITY CONTROL DATA

Project: CPC HUNTERSVILLE (GW)
Pace Project No.: 92607409

MATRIX SPIKE & MATRIX SPIKE DUPLICATE: 3662830 3662831

Parameter	Units	92606660003 Result	MS Spike Conc.	MSD Spike Conc.	MS Result	MSD Result	MS % Rec	MSD % Rec	% Rec Limits	RPD	Max RPD	Qual
1,1,1,2-Tetrachloroethane	ug/L	ND	5000	5000	5730	5820	115	116	60-140	2	30	
1,1,1-Trichloroethane	ug/L	ND	5000	5000	6320	6320	126	126	60-140	0	30	
1,1,2,2-Tetrachloroethane	ug/L	ND	5000	5000	5330	5480	107	110	60-140	3	30	
1,1,2-Trichloroethane	ug/L	ND	5000	5000	5750	5650	115	113	60-140	2	30	
1,1-Dichloroethane	ug/L	ND	5000	5000	5910	5800	118	116	60-140	2	30	
1,1-Dichloroethene	ug/L	ND	5000	5000	6600	6560	132	131	60-140	1	30	
1,1-Dichloropropene	ug/L	ND	5000	5000	5980	5910	120	118	60-140	1	30	
1,2,3-Trichlorobenzene	ug/L	ND	5000	5000	5040	5300	101	106	60-140	5	30	
1,2,3-Trichloropropane	ug/L	ND	5000	5000	5350	5370	107	107	60-140	0	30	
1,2,4-Trichlorobenzene	ug/L	ND	5000	5000	4930	5310	99	106	60-140	7	30	
1,2,4-Trimethylbenzene	ug/L	1540	5000	5000	7180	7040	113	110	60-140	2	30	
1,2-Dibromo-3-chloropropane	ug/L	ND	5000	5000	4760	4800	95	96	60-140	1	30	
1,2-Dibromoethane (EDB)	ug/L	ND	5000	5000	5810	5660	116	113	60-140	3	30	
1,2-Dichlorobenzene	ug/L	ND	5000	5000	5450	5390	109	108	60-140	1	30	
1,2-Dichloroethane	ug/L	ND	5000	5000	5970	5770	119	115	60-140	3	30	
1,2-Dichloropropane	ug/L	ND	5000	5000	6190	6170	124	123	60-140	0	30	
1,3,5-Trimethylbenzene	ug/L	401	5000	5000	6170	6150	115	115	60-140	0	30	
1,3-Dichlorobenzene	ug/L	ND	5000	5000	5490	5440	110	109	60-140	1	30	
1,3-Dichloropropane	ug/L	ND	5000	5000	5810	5710	116	114	60-140	2	30	
1,4-Dichlorobenzene	ug/L	ND	5000	5000	5430	5350	109	107	60-140	1	30	
2,2-Dichloropropane	ug/L	ND	5000	5000	5060	4830	101	97	60-140	5	30	
2-Chlorotoluene	ug/L	ND	5000	5000	5490	5350	110	107	60-140	3	30	
4-Chlorotoluene	ug/L	ND	5000	5000	5430	5290	109	106	60-140	2	30	
Benzene	ug/L	861	5000	5000	6790	6770	119	118	60-140	0	30	
Bromobenzene	ug/L	ND	5000	5000	5370	5370	107	107	60-140	0	30	
Bromochloromethane	ug/L	ND	5000	5000	5480	5450	110	109	60-140	0	30	
Bromodichloromethane	ug/L	ND	5000	5000	5160	5140	103	103	60-140	1	30	
Bromoform	ug/L	ND	5000	5000	5020	4960	100	99	60-140	1	30	
Bromomethane	ug/L	ND	5000	5000	6770	7560	135	151	60-140	11	30	M1
Carbon tetrachloride	ug/L	ND	5000	5000	6380	6300	128	126	60-140	1	30	
Chlorobenzene	ug/L	ND	5000	5000	5680	5710	114	114	60-140	1	30	
Chloroethane	ug/L	ND	5000	5000	9020	8460	180	169	60-140	6	30	M1
Chloroform	ug/L	ND	5000	5000	5250	4860	105	97	60-140	8	30	
Chloromethane	ug/L	ND	5000	5000	6430	6420	129	128	60-140	0	30	
cis-1,2-Dichloroethene	ug/L	ND	5000	5000	6060	5910	121	118	60-140	2	30	
cis-1,3-Dichloropropene	ug/L	ND	5000	5000	5430	5500	109	110	60-140	1	30	
Dibromochloromethane	ug/L	ND	5000	5000	5240	5290	105	106	60-140	1	30	
Dibromomethane	ug/L	ND	5000	5000	5480	5560	110	111	60-140	1	30	
Dichlorodifluoromethane	ug/L	ND	5000	5000	6670	6620	133	132	60-140	1	30	
Diisopropyl ether	ug/L	ND	5000	5000	6260	6130	125	123	60-140	2	30	
Ethylbenzene	ug/L	2390	5000	5000	8280	8200	118	116	60-140	1	30	
Hexachloro-1,3-butadiene	ug/L	ND	5000	5000	5650	5610	113	112	60-140	1	30	
Isopropylbenzene (Cumene)	ug/L	ND	5000	5000	5930	5870	117	116	60-140	1	30	
m&p-Xylene	ug/L	7090	10000	10000	18600	18600	115	115	60-140	0	30	

Results presented on this page are in the units indicated by the "Units" column except where an alternate unit is presented to the right of the result.

REPORT OF LABORATORY ANALYSIS

This report shall not be reproduced, except in full,
without the written consent of Pace Analytical Services, LLC.

Pace Analytical Services, LLC
9800 Kincey Ave. Suite 100
Huntersville, NC 28078
(704)875-9092

QUALITY CONTROL DATA

Project: CPC HUNTERSVILLE (GW)
Pace Project No.: 92607409

MATRIX SPIKE & MATRIX SPIKE DUPLICATE: 3662830 3662831

Parameter	Units	92606660003 Result	MS Spike Conc.	MSD Spike Conc.	MS Result	MSD Result	MS % Rec	MSD % Rec	% Rec Limits	RPD	Max RPD	Qual
Methyl-tert-butyl ether	ug/L	ND	5000	5000	5440	5380	109	108	60-140	1	30	
Methylene Chloride	ug/L	ND	5000	5000	5360	5140	107	103	60-140	4	30	
n-Butylbenzene	ug/L	ND	5000	5000	5820	5870	116	117	60-140	1	30	
n-Propylbenzene	ug/L	219	5000	5000	5800	5710	112	110	60-140	2	30	
Naphthalene	ug/L	591	5000	5000	5610	5920	100	107	60-140	5	30	
o-Xylene	ug/L	3720	5000	5000	9470	9330	115	112	60-140	2	30	
sec-Butylbenzene	ug/L	ND	5000	5000	5840	5880	117	118	60-140	1	30	
Styrene	ug/L	ND	5000	5000	5780	5730	114	113	60-140	1	30	
tert-Butylbenzene	ug/L	ND	5000	5000	4830	4850	97	97	60-140	1	30	
Tetrachloroethene	ug/L	ND	5000	5000	6110	5970	122	119	60-140	2	30	
Toluene	ug/L	31900	5000	5000	35000	35000	61	61	60-140	0	30	
trans-1,2-Dichloroethene	ug/L	ND	5000	5000	6340	6190	127	124	60-140	2	30	
trans-1,3-Dichloropropene	ug/L	ND	5000	5000	5270	5290	105	106	60-140	0	30	
Trichloroethene	ug/L	ND	5000	5000	6490	6470	130	129	60-140	0	30	
Trichlorofluoromethane	ug/L	ND	5000	5000	7990	7750	160	155	60-140	3	30	M1
Vinyl chloride	ug/L	ND	5000	5000	7320	7230	146	145	60-140	1	30	M1
1,2-Dichloroethane-d4 (S)	%						105	98	70-130			
4-Bromofluorobenzene (S)	%						98	98	70-130			
Toluene-d8 (S)	%						96	96	70-130			

Results presented on this page are in the units indicated by the "Units" column except where an alternate unit is presented to the right of the result.

REPORT OF LABORATORY ANALYSIS

This report shall not be reproduced, except in full,
without the written consent of Pace Analytical Services, LLC.

Pace Analytical Services, LLC
9800 Kincey Ave. Suite 100
Huntersville, NC 28078
(704)875-9092

QUALITY CONTROL DATA

Project: CPC HUNTERSVILLE (GW)
Pace Project No.: 92607409

QC Batch: 702133
QC Batch Method: SM 6200B
Analysis Method: SM 6200B
Analysis Description: 6200B MSV
Laboratory: Pace Analytical Services - Charlotte
Associated Lab Samples: 92607409015, 92607409018, 92607409019

METHOD BLANK: 3664322 Matrix: Water
Associated Lab Samples: 92607409015, 92607409018, 92607409019

Parameter	Units	Blank Result	Reporting Limit	MDL	Analyzed	Qualifiers
1,1,1,2-Tetrachloroethane	ug/L	ND	0.50	0.31	06/03/22 03:10	
1,1,1-Trichloroethane	ug/L	ND	0.50	0.33	06/03/22 03:10	
1,1,2,2-Tetrachloroethane	ug/L	ND	0.50	0.22	06/03/22 03:10	
1,1,2-Trichloroethane	ug/L	ND	0.50	0.32	06/03/22 03:10	
1,1-Dichloroethane	ug/L	ND	0.50	0.37	06/03/22 03:10	
1,1-Dichloroethene	ug/L	ND	0.50	0.35	06/03/22 03:10	
1,1-Dichloropropene	ug/L	ND	0.50	0.43	06/03/22 03:10	
1,2,3-Trichlorobenzene	ug/L	ND	2.0	0.81	06/03/22 03:10	
1,2,3-Trichloropropane	ug/L	ND	0.50	0.26	06/03/22 03:10	
1,2,4-Trichlorobenzene	ug/L	ND	2.0	0.64	06/03/22 03:10	
1,2,4-Trimethylbenzene	ug/L	ND	0.50	0.50	06/03/22 03:10	
1,2-Dibromo-3-chloropropane	ug/L	ND	1.0	0.34	06/03/22 03:10	
1,2-Dibromoethane (EDB)	ug/L	ND	0.50	0.27	06/03/22 03:10	
1,2-Dichlorobenzene	ug/L	ND	0.50	0.34	06/03/22 03:10	
1,2-Dichloroethane	ug/L	ND	0.50	0.32	06/03/22 03:10	
1,2-Dichloropropane	ug/L	ND	0.50	0.36	06/03/22 03:10	
1,3,5-Trimethylbenzene	ug/L	ND	0.50	0.33	06/03/22 03:10	
1,3-Dichlorobenzene	ug/L	ND	0.50	0.34	06/03/22 03:10	
1,3-Dichloropropane	ug/L	ND	0.50	0.28	06/03/22 03:10	
1,4-Dichlorobenzene	ug/L	ND	0.50	0.33	06/03/22 03:10	
2,2-Dichloropropane	ug/L	ND	0.50	0.39	06/03/22 03:10	
2-Chlorotoluene	ug/L	ND	0.50	0.32	06/03/22 03:10	
4-Chlorotoluene	ug/L	ND	0.50	0.32	06/03/22 03:10	
Benzene	ug/L	ND	0.50	0.34	06/03/22 03:10	
Bromobenzene	ug/L	ND	0.50	0.29	06/03/22 03:10	
Bromochloromethane	ug/L	ND	0.50	0.47	06/03/22 03:10	
Bromodichloromethane	ug/L	ND	0.50	0.31	06/03/22 03:10	
Bromoform	ug/L	ND	0.50	0.34	06/03/22 03:10	
Bromomethane	ug/L	ND	5.0	1.7	06/03/22 03:10	
Carbon tetrachloride	ug/L	ND	0.50	0.33	06/03/22 03:10	
Chlorobenzene	ug/L	ND	0.50	0.28	06/03/22 03:10	
Chloroethane	ug/L	ND	1.0	0.65	06/03/22 03:10	
Chloroform	ug/L	ND	0.50	0.43	06/03/22 03:10	
Chloromethane	ug/L	ND	1.0	0.54	06/03/22 03:10	
cis-1,2-Dichloroethene	ug/L	ND	0.50	0.38	06/03/22 03:10	
cis-1,3-Dichloropropene	ug/L	ND	0.50	0.36	06/03/22 03:10	
Dibromochloromethane	ug/L	ND	0.50	0.36	06/03/22 03:10	
Dibromomethane	ug/L	ND	0.50	0.39	06/03/22 03:10	
Dichlorodifluoromethane	ug/L	ND	0.50	0.35	06/03/22 03:10	
Diisopropyl ether	ug/L	ND	0.50	0.31	06/03/22 03:10	

Results presented on this page are in the units indicated by the "Units" column except where an alternate unit is presented to the right of the result.

REPORT OF LABORATORY ANALYSIS

This report shall not be reproduced, except in full,
without the written consent of Pace Analytical Services, LLC.

Pace Analytical Services, LLC
9800 Kincey Ave. Suite 100
Huntersville, NC 28078
(704)875-9092

QUALITY CONTROL DATA

Project: CPC HUNTERSVILLE (GW)
Pace Project No.: 92607409

METHOD BLANK: 3664322 Matrix: Water
Associated Lab Samples: 92607409015, 92607409018, 92607409019

Parameter	Units	Blank Result	Reporting Limit	MDL	Analyzed	Qualifiers
Ethylbenzene	ug/L	ND	0.50	0.30	06/03/22 03:10	
Hexachloro-1,3-butadiene	ug/L	ND	2.0	1.5	06/03/22 03:10	
Isopropylbenzene (Cumene)	ug/L	ND	0.50	0.33	06/03/22 03:10	
m&p-Xylene	ug/L	ND	1.0	0.71	06/03/22 03:10	
Methyl-tert-butyl ether	ug/L	ND	0.50	0.42	06/03/22 03:10	
Methylene Chloride	ug/L	ND	2.0	2.0	06/03/22 03:10	
n-Butylbenzene	ug/L	ND	0.50	0.49	06/03/22 03:10	
n-Propylbenzene	ug/L	ND	0.50	0.34	06/03/22 03:10	
Naphthalene	ug/L	ND	2.0	0.64	06/03/22 03:10	
o-Xylene	ug/L	ND	0.50	0.34	06/03/22 03:10	
sec-Butylbenzene	ug/L	ND	0.50	0.40	06/03/22 03:10	
Styrene	ug/L	ND	0.50	0.29	06/03/22 03:10	
tert-Butylbenzene	ug/L	ND	0.50	0.32	06/03/22 03:10	
Tetrachloroethene	ug/L	ND	0.50	0.29	06/03/22 03:10	
Toluene	ug/L	ND	0.50	0.48	06/03/22 03:10	
trans-1,2-Dichloroethene	ug/L	ND	0.50	0.40	06/03/22 03:10	
trans-1,3-Dichloropropene	ug/L	ND	0.50	0.36	06/03/22 03:10	
Trichloroethene	ug/L	ND	0.50	0.38	06/03/22 03:10	
Trichlorofluoromethane	ug/L	ND	1.0	0.30	06/03/22 03:10	
Vinyl chloride	ug/L	ND	1.0	0.39	06/03/22 03:10	
1,2-Dichloroethane-d4 (S)	%	103	70-130		06/03/22 03:10	
4-Bromofluorobenzene (S)	%	95	70-130		06/03/22 03:10	
Toluene-d8 (S)	%	99	70-130		06/03/22 03:10	

LABORATORY CONTROL SAMPLE: 3664323

Parameter	Units	Spike Conc.	LCS Result	LCS % Rec	% Rec Limits	Qualifiers
1,1,1,2-Tetrachloroethane	ug/L	50	57.2	114	60-140	
1,1,1-Trichloroethane	ug/L	50	57.7	115	60-140	
1,1,2,2-Tetrachloroethane	ug/L	50	60.6	121	60-140	
1,1,2-Trichloroethane	ug/L	50	62.3	125	60-140	
1,1-Dichloroethane	ug/L	50	61.2	122	60-140	
1,1-Dichloroethene	ug/L	50	62.4	125	60-140	
1,1-Dichloropropene	ug/L	50	61.2	122	60-140	
1,2,3-Trichlorobenzene	ug/L	50	49.3	99	60-140	
1,2,3-Trichloropropane	ug/L	50	60.4	121	60-140	
1,2,4-Trichlorobenzene	ug/L	50	49.5	99	60-140	
1,2,4-Trimethylbenzene	ug/L	50	54.1	108	60-140	
1,2-Dibromo-3-chloropropane	ug/L	50	57.3	115	60-140	
1,2-Dibromoethane (EDB)	ug/L	50	61.3	123	60-140	
1,2-Dichlorobenzene	ug/L	50	56.8	114	60-140	
1,2-Dichloroethane	ug/L	50	58.5	117	60-140	
1,2-Dichloropropane	ug/L	50	61.5	123	60-140	
1,3,5-Trimethylbenzene	ug/L	50	55.6	111	60-140	

Results presented on this page are in the units indicated by the "Units" column except where an alternate unit is presented to the right of the result.

REPORT OF LABORATORY ANALYSIS

This report shall not be reproduced, except in full,
without the written consent of Pace Analytical Services, LLC.

Pace Analytical Services, LLC
9800 Kincey Ave. Suite 100
Huntersville, NC 28078
(704)875-9092

QUALITY CONTROL DATA

Project: CPC HUNTERSVILLE (GW)
Pace Project No.: 92607409

LABORATORY CONTROL SAMPLE: 3664323

Parameter	Units	Spike Conc.	LCS Result	LCS % Rec	% Rec Limits	Qualifiers
1,3-Dichlorobenzene	ug/L	50	56.0	112	60-140	
1,3-Dichloropropane	ug/L	50	61.1	122	60-140	
1,4-Dichlorobenzene	ug/L	50	56.2	112	60-140	
2,2-Dichloropropane	ug/L	50	53.5	107	60-140	
2-Chlorotoluene	ug/L	50	57.7	115	60-140	
4-Chlorotoluene	ug/L	50	57.6	115	60-140	
Benzene	ug/L	50	55.9	112	60-140	
Bromobenzene	ug/L	50	57.9	116	60-140	
Bromochloromethane	ug/L	50	63.7	127	60-140	
Bromodichloromethane	ug/L	50	59.1	118	60-140	
Bromoform	ug/L	50	55.9	112	60-140	
Bromomethane	ug/L	50	48.1	96	60-140	
Carbon tetrachloride	ug/L	50	50.9	102	60-140	
Chlorobenzene	ug/L	50	58.3	117	60-140	
Chloroethane	ug/L	50	43.9	88	60-140	
Chloroform	ug/L	50	63.9	128	60-140	
Chloromethane	ug/L	50	56.2	112	60-140	
cis-1,2-Dichloroethene	ug/L	50	61.7	123	60-140	
cis-1,3-Dichloropropene	ug/L	50	61.4	123	60-140	
Dibromochloromethane	ug/L	50	58.6	117	60-140	
Dibromomethane	ug/L	50	57.5	115	60-140	
Dichlorodifluoromethane	ug/L	50	51.8	104	60-140	
Diisopropyl ether	ug/L	50	61.8	124	60-140	
Ethylbenzene	ug/L	50	56.5	113	60-140	
Hexachloro-1,3-butadiene	ug/L	50	40.0	80	60-140	
Isopropylbenzene (Cumene)	ug/L	50	53.4	107	60-140	
m&p-Xylene	ug/L	100	113	113	60-140	
Methyl-tert-butyl ether	ug/L	50	60.6	121	60-140	
Methylene Chloride	ug/L	50	58.9	118	60-140	
n-Butylbenzene	ug/L	50	50.9	102	60-140	
n-Propylbenzene	ug/L	50	56.1	112	60-140	
Naphthalene	ug/L	50	58.1	116	60-140	
o-Xylene	ug/L	50	57.6	115	60-140	
sec-Butylbenzene	ug/L	50	52.4	105	60-140	
Styrene	ug/L	50	61.4	123	60-140	
tert-Butylbenzene	ug/L	50	44.6	89	60-140	
Tetrachloroethene	ug/L	50	52.5	105	60-140	
Toluene	ug/L	50	57.4	115	60-140	
trans-1,2-Dichloroethene	ug/L	50	62.3	125	60-140	
trans-1,3-Dichloropropene	ug/L	50	60.8	122	60-140	
Trichloroethene	ug/L	50	57.2	114	60-140	
Trichlorofluoromethane	ug/L	50	47.0	94	60-140	
Vinyl chloride	ug/L	50	59.7	119	60-140	
1,2-Dichloroethane-d4 (S)	%			106	70-130	
4-Bromofluorobenzene (S)	%			98	70-130	
Toluene-d8 (S)	%			101	70-130	

Results presented on this page are in the units indicated by the "Units" column except where an alternate unit is presented to the right of the result.

REPORT OF LABORATORY ANALYSIS

This report shall not be reproduced, except in full,
without the written consent of Pace Analytical Services, LLC.

Pace Analytical Services, LLC
9800 Kincey Ave. Suite 100
Huntersville, NC 28078
(704)875-9092

QUALITY CONTROL DATA

Project: CPC HUNTERSVILLE (GW)
Pace Project No.: 92607409

MATRIX SPIKE & MATRIX SPIKE DUPLICATE: 3664324 3664325

Parameter	Units	92607409015 Result	MS Spike Conc.	MSD Spike Conc.	MS Result	MSD Result	MS % Rec	MSD % Rec	% Rec Limits	RPD	Max RPD	Qual
1,1,1,2-Tetrachloroethane	ug/L	ND	2500	2500	3790	3410	152	137	60-140	11	30	M1
1,1,1-Trichloroethane	ug/L	ND	2500	2500	4020	3630	161	145	60-140	10	30	M1
1,1,2,2-Tetrachloroethane	ug/L	ND	2500	2500	3990	3640	160	146	60-140	9	30	M1
1,1,2-Trichloroethane	ug/L	ND	2500	2500	4150	3720	166	149	60-140	11	30	M1
1,1-Dichloroethane	ug/L	ND	2500	2500	4200	3780	168	151	60-140	11	30	M1
1,1-Dichloroethene	ug/L	ND	2500	2500	4430	3940	177	158	60-140	12	30	M1
1,1-Dichloropropene	ug/L	ND	2500	2500	4290	3860	171	155	60-140	10	30	M1
1,2,3-Trichlorobenzene	ug/L	ND	2500	2500	3040	2890	122	115	60-140	5	30	
1,2,3-Trichloropropane	ug/L	ND	2500	2500	3920	3540	157	142	60-140	10	30	M1
1,2,4-Trichlorobenzene	ug/L	ND	2500	2500	3120	2880	125	115	60-140	8	30	
1,2,4-Trimethylbenzene	ug/L	956	2500	2500	4790	4450	153	140	60-140	7	30	M1
1,2-Dibromo-3-chloropropane	ug/L	ND	2500	2500	3440	3270	138	131	60-140	5	30	
1,2-Dibromoethane (EDB)	ug/L	ND	2500	2500	4040	3650	162	146	60-140	10	30	M1
1,2-Dichlorobenzene	ug/L	ND	2500	2500	3820	3490	153	140	60-140	9	30	M1
1,2-Dichloroethane	ug/L	ND	2500	2500	4010	3630	160	145	60-140	10	30	M1
1,2-Dichloropropane	ug/L	ND	2500	2500	4160	3800	166	152	60-140	9	30	M1
1,3,5-Trimethylbenzene	ug/L	218	2500	2500	4110	3750	156	141	60-140	9	30	M1
1,3-Dichlorobenzene	ug/L	ND	2500	2500	3880	3520	155	141	60-140	10	30	M1
1,3-Dichloropropane	ug/L	ND	2500	2500	4060	3690	163	148	60-140	10	30	M1
1,4-Dichlorobenzene	ug/L	ND	2500	2500	3770	3440	151	137	60-140	9	30	M1
2,2-Dichloropropane	ug/L	ND	2500	2500	3810	3490	152	140	60-140	9	30	M1
2-Chlorotoluene	ug/L	ND	2500	2500	4040	3690	162	148	60-140	9	30	M1
4-Chlorotoluene	ug/L	ND	2500	2500	3910	3570	156	143	60-140	9	30	M1
Benzene	ug/L	9240	2500	2500	13400	12900	168	147	60-140	4	30	M1
Bromobenzene	ug/L	ND	2500	2500	3950	3590	158	144	60-140	9	30	M1
Bromochloromethane	ug/L	ND	2500	2500	4390	3970	176	159	60-140	10	30	M1
Bromodichloromethane	ug/L	ND	2500	2500	3960	3580	158	143	60-140	10	30	M1
Bromoform	ug/L	ND	2500	2500	3460	3090	138	124	60-140	11	30	
Bromomethane	ug/L	ND	2500	2500	2620	2860	105	114	60-140	8	30	
Carbon tetrachloride	ug/L	ND	2500	2500	3670	3240	147	130	60-140	12	30	M1
Chlorobenzene	ug/L	ND	2500	2500	4020	3600	161	144	60-140	11	30	M1
Chloroethane	ug/L	ND	2500	2500	4860	4300	194	172	60-140	12	30	M1
Chloroform	ug/L	ND	2500	2500	4250	3760	170	151	60-140	12	30	M1
Chloromethane	ug/L	ND	2500	2500	3440	3210	138	129	60-140	7	30	
cis-1,2-Dichloroethene	ug/L	ND	2500	2500	4170	3780	167	151	60-140	10	30	M1
cis-1,3-Dichloropropene	ug/L	ND	2500	2500	4090	3670	163	147	60-140	11	30	M1
Dibromochloromethane	ug/L	ND	2500	2500	3750	3370	150	135	60-140	11	30	M1
Dibromomethane	ug/L	ND	2500	2500	3880	3540	155	141	60-140	9	30	M1
Dichlorodifluoromethane	ug/L	ND	2500	2500	3300	2950	132	118	60-140	11	30	
Diisopropyl ether	ug/L	353	2500	2500	4430	4060	163	148	60-140	9	30	M1
Ethylbenzene	ug/L	1460	2500	2500	5440	5030	159	143	60-140	8	30	M1
Hexachloro-1,3-butadiene	ug/L	ND	2500	2500	2690	2550	108	102	60-140	5	30	
Isopropylbenzene (Cumene)	ug/L	ND	2500	2500	3700	3290	146	130	60-140	12	30	M1
m&p-Xylene	ug/L	7050	5000	5000	15100	14100	161	141	60-140	7	30	M1

Results presented on this page are in the units indicated by the "Units" column except where an alternate unit is presented to the right of the result.

REPORT OF LABORATORY ANALYSIS

This report shall not be reproduced, except in full,
without the written consent of Pace Analytical Services, LLC.

Pace Analytical Services, LLC
9800 Kincey Ave. Suite 100
Huntersville, NC 28078
(704)875-9092

QUALITY CONTROL DATA

Project: CPC HUNTERSVILLE (GW)
Pace Project No.: 92607409

MATRIX SPIKE & MATRIX SPIKE DUPLICATE: 3664324 3664325

Parameter	Units	92607409015 Result	MS Spike Conc.	MSD Spike Conc.	MS Result	MSD Result	MS % Rec	MSD % Rec	% Rec Limits	RPD	Max RPD	Qual
Methyl-tert-butyl ether	ug/L	ND	2500	2500	3970	3620	157	143	60-140	9	30	M1
Methylene Chloride	ug/L	ND	2500	2500	3990	3580	160	143	60-140	11	30	M1
n-Butylbenzene	ug/L	ND	2500	2500	3530	3190	141	128	60-140	10	30	M1
n-Propylbenzene	ug/L	83.8	2500	2500	4000	3630	156	142	60-140	10	30	M1
Naphthalene	ug/L	243J	2500	2500	3750	3670	140	137	60-140	2	30	
o-Xylene	ug/L	3650	2500	2500	7670	7200	161	142	60-140	6	30	M1
sec-Butylbenzene	ug/L	ND	2500	2500	3670	3340	147	134	60-140	10	30	M1
Styrene	ug/L	ND	2500	2500	4170	3720	167	149	60-140	12	30	M1
tert-Butylbenzene	ug/L	ND	2500	2500	3060	2770	122	111	60-140	10	30	
Tetrachloroethene	ug/L	ND	2500	2500	3680	3270	147	131	60-140	12	30	M1
Toluene	ug/L	22800	2500	2500	27100	26400	172	147	60-140	2	30	E,M1
trans-1,2-Dichloroethene	ug/L	ND	2500	2500	4350	3870	174	155	60-140	12	30	M1
trans-1,3-Dichloropropene	ug/L	ND	2500	2500	3940	3580	158	143	60-140	10	30	M1
Trichloroethene	ug/L	ND	2500	2500	4000	3580	160	143	60-140	11	30	M1
Trichlorofluoromethane	ug/L	ND	2500	2500	3790	3390	151	136	60-140	11	30	M1
Vinyl chloride	ug/L	ND	2500	2500	4000	3630	160	145	60-140	10	30	M1
1,2-Dichloroethane-d4 (S)	%						103	103	70-130			
4-Bromofluorobenzene (S)	%						96	95	70-130			
Toluene-d8 (S)	%						100	100	70-130			

Results presented on this page are in the units indicated by the "Units" column except where an alternate unit is presented to the right of the result.

REPORT OF LABORATORY ANALYSIS

This report shall not be reproduced, except in full,
without the written consent of Pace Analytical Services, LLC.

Pace Analytical Services, LLC
9800 Kincey Ave. Suite 100
Huntersville, NC 28078
(704)875-9092

QUALIFIERS

Project: CPC HUNTERSVILLE (GW)
Pace Project No.: 92607409

DEFINITIONS

DF - Dilution Factor, if reported, represents the factor applied to the reported data due to dilution of the sample aliquot.

ND - Not Detected at or above adjusted reporting limit.

TNTC - Too Numerous To Count

J - Estimated concentration above the adjusted method detection limit and below the adjusted reporting limit.

MDL - Adjusted Method Detection Limit.

PQL - Practical Quantitation Limit.

RL - Reporting Limit - The lowest concentration value that meets project requirements for quantitative data with known precision and bias for a specific analyte in a specific matrix.

S - Surrogate

1,2-Diphenylhydrazine decomposes to and cannot be separated from Azobenzene using Method 8270. The result for each analyte is a combined concentration.

Consistent with EPA guidelines, unrounded data are displayed and have been used to calculate % recovery and RPD values.

LCS(D) - Laboratory Control Sample (Duplicate)

MS(D) - Matrix Spike (Duplicate)

DUP - Sample Duplicate

RPD - Relative Percent Difference

NC - Not Calculable.

SG - Silica Gel - Clean-Up

U - Indicates the compound was analyzed for, but not detected.

Acid preservation may not be appropriate for 2 Chloroethylvinyl ether.

A separate vial preserved to a pH of 4-5 is recommended in SW846 Chapter 4 for the analysis of Acrolein and Acrylonitrile by EPA Method 8260.

N-Nitrosodiphenylamine decomposes and cannot be separated from Diphenylamine using Method 8270. The result reported for each analyte is a combined concentration.

Reported results are not rounded until the final step prior to reporting. Therefore, calculated parameters that are typically reported as "Total" may vary slightly from the sum of the reported component parameters.

Pace Analytical is TNI accredited. Contact your Pace PM for the current list of accredited analytes.

TNI - The NELAC Institute.

ANALYTE QUALIFIERS

E	Analyte concentration exceeded the calibration range. The reported result is estimated.
M1	Matrix spike recovery exceeded QC limits. Batch accepted based on laboratory control sample (LCS) recovery.
N2	The lab does not hold NELAC/TNI accreditation for this parameter but other accreditations/certifications may apply. A complete list of accreditations/certifications is available upon request.

This report shall not be reproduced, except in full,
without the written consent of Pace Analytical Services, LLC.

Pace Analytical Services, LLC
9800 Kincey Ave. Suite 100
Huntersville, NC 28078
(704)875-9092

QUALITY CONTROL DATA CROSS REFERENCE TABLE

Project: CPC HUNTERSVILLE (GW)
Pace Project No.: 92607409

Lab ID	Sample ID	QC Batch Method	QC Batch	Analytical Method	Analytical Batch
92607409001	**MW-82**	MADEP VPH	702048		
92607409002	**MW-28**	MADEP VPH	702048		
92607409003	**MW-21**	MADEP VPH	702280		
92607409004	**MW-77**	MADEP VPH	702048		
92607409005	**MW-81**	MADEP VPH	702048		
92607409006	**MW-16**	MADEP VPH	702048		
92607409007	**MW-23**	MADEP VPH	702048		
92607409008	**MW-79**	MADEP VPH	702048		
92607409009	**MW-81D**	MADEP VPH	702048		
92607409010	**MW-17**	MADEP VPH	702048		
92607409011	**MW-31D**	MADEP VPH	702048		
92607409012	**MW-31**	MADEP VPH	702048		
92607409013	**MW-79D**	MADEP VPH	702048		
92607409014	**MW-83**	MADEP VPH	702048		
92607409015	**MW-19**	MADEP VPH	702280		
92607409016	**MW-78**	MADEP VPH	702048		
92607409017	**MW-80**	MADEP VPH	702048		
92607409018	**DUP-1-20220601**	MADEP VPH	702048		
92607409019	**DUP-2-20220601**	MADEP VPH	702048		
92607409020	**EB-1-20220601**	MADEP VPH	702048		
92607409021	**MW-98D**	MADEP VPH	702280		
92607409022	**FB-1-20220601**	MADEP VPH	702280		
92607409001	**MW-82**	EPA 3005A	701874	EPA 6020B	701948
92607409002	**MW-28**	EPA 3005A	701874	EPA 6020B	701948
92607409003	**MW-21**	EPA 3005A	701874	EPA 6020B	701948
92607409004	**MW-77**	EPA 3005A	701874	EPA 6020B	701948
92607409005	**MW-81**	EPA 3005A	701874	EPA 6020B	701948
92607409006	**MW-16**	EPA 3005A	701874	EPA 6020B	701948
92607409007	**MW-23**	EPA 3005A	701895	EPA 6020B	702260
92607409008	**MW-79**	EPA 3005A	701874	EPA 6020B	701948
92607409009	**MW-81D**	EPA 3005A	701874	EPA 6020B	701948
92607409010	**MW-17**	EPA 3005A	701874	EPA 6020B	701948
92607409011	**MW-31D**	EPA 3005A	701895	EPA 6020B	702260
92607409012	**MW-31**	EPA 3005A	701895	EPA 6020B	702260
92607409013	**MW-79D**	EPA 3005A	701895	EPA 6020B	702260
92607409014	**MW-83**	EPA 3005A	701895	EPA 6020B	702260
92607409015	**MW-19**	EPA 3005A	701895	EPA 6020B	702260
92607409016	**MW-78**	EPA 3005A	701895	EPA 6020B	702260
92607409017	**MW-80**	EPA 3005A	701895	EPA 6020B	702260
92607409018	**DUP-1-20220601**	EPA 3005A	701895	EPA 6020B	702260
92607409019	**DUP-2-20220601**	EPA 3005A	701895	EPA 6020B	702260
92607409020	**EB-1-20220601**	EPA 3005A	701895	EPA 6020B	702260
92607409021	**MW-98D**	EPA 3005A	701895	EPA 6020B	702260
92607409001	**MW-82**	SM 6200B	701746		

REPORT OF LABORATORY ANALYSIS

This report shall not be reproduced, except in full,
without the written consent of Pace Analytical Services, LLC.

Pace Analytical Services, LLC
9800 Kincey Ave. Suite 100
Huntersville, NC 28078
(704)875-9092

QUALITY CONTROL DATA CROSS REFERENCE TABLE

Project: CPC HUNTERSVILLE (GW)
Pace Project No.: 92607409

Lab ID	Sample ID	QC Batch Method	QC Batch	Analytical Method	Analytical Batch
92607409002	**MW-28**	SM 6200B	701747		
92607409003	**MW-21**	SM 6200B	701748		
92607409004	**MW-77**	SM 6200B	701746		
92607409005	**MW-81**	SM 6200B	701747		
92607409006	**MW-16**	SM 6200B	701747		
92607409007	**MW-23**	SM 6200B	701747		
92607409008	**MW-79**	SM 6200B	701747		
92607409009	**MW-81D**	SM 6200B	701747		
92607409010	**MW-17**	SM 6200B	701747		
92607409011	**MW-31D**	SM 6200B	701747		
92607409012	**MW-31**	SM 6200B	701747		
92607409013	**MW-79D**	SM 6200B	701747		
92607409014	**MW-83**	SM 6200B	701747		
92607409015	**MW-19**	SM 6200B	702133		
92607409016	**MW-78**	SM 6200B	701747		
92607409017	**MW-80**	SM 6200B	701747		
92607409018	**DUP-1-20220601**	SM 6200B	702133		
92607409019	**DUP-2-20220601**	SM 6200B	702133		
92607409020	**EB-1-20220601**	SM 6200B	701746		
92607409021	**MW-98D**	SM 6200B	701747		
92607409022	**FB-1-20220601**	SM 6200B	701746		
92607409023	**T1**	SM 6200B	701746		
92607409024	**T2**	SM 6200B	701746		

This report shall not be reproduced, except in full,
without the written consent of Pace Analytical Services, LLC.

Laboratory receiving samples:

Asheville ☐ Eden ☐ Greenwood ☐ Huntersville ☑ Raleigh ☐ Mechanicsville ☐ Atlanta ☐ Kernersville ☐

Sample Condition Upon Receipt

Client Name: AECOM

Project #: **WO# : 92607409**



Courier: ☐ Commercial ☐ Fed Ex ☐ Pace ☐ UPS ☐ USPS ☐ Other:____ ☑ Client

Custody Seal Present? ☐ Yes ☑ No Seals Intact? ☐ Yes ☑ No

Date/Initials Person Examining Contents: DP 4/1/22

Packing Material: ☐ Bubble Wrap ☑ Bubble Bags ☐ None ☐ Other

Biological Tissue Frozen? ☐ Yes ☐ No ☑ N/A

Thermometer: ☐ IR Gun ID: 92TIDA

Type of Ice: ☑ Wet ☐ Blue ☐ None

Cooler Temp: 3.9 Correction Factor: Add/Subtract (°C) 0

Cooler Temp Corrected (°C): 3.9

Temp should be above freezing to 6°C

☐ Samples out of temp criteria. Samples on ice, cooling process has begun

USDA Regulated Soil (☑ N/A, water sample)

Did samples originate in a quarantine zone within the United States: CA, NY, or SC (check maps)? ☐ Yes ☐ No

Did samples originate from a foreign source (internationally, including Hawaii and Puerto Rico)? ☐ Yes ☐ No

				Comments/Discrepancy:
Chain of Custody Present?	☑ Yes	☐ No	☐ N/A	1.
Samples Arrived within Hold Time?	☑ Yes	☐ No	☐ N/A	2.
Short Hold Time Analysis (<72 hr.)?	☐ Yes	☑ No	☐ N/A	3.
Rush Turn Around Time Requested?	☐ Yes	☑ No	☐ N/A	4.
Sufficient Volume?	☑ Yes	☐ No	☐ N/A	5.
Correct Containers Used?	☑ Yes	☐ No	☐ N/A	6.
-Pace Containers Used?	☑ Yes	☐ No	☐ N/A	
Containers Intact?	☑ Yes	☐ No	☐ N/A	7.
Dissolved analysis: Samples Field Filtered?	☐ Yes	☑ No	☐ N/A	8.
Sample Labels Match COC? -Includes Date/Time/ID/Analysis Matrix: WT	☑ Yes	☐ No	☐ N/A	9.
Headspace in VOA Vials (>5-6mm)?	☐ Yes	☑ No	☐ N/A	10.
Trip Blank Present?	☑ Yes	☐ No	☐ N/A	11.
Trip Blank Custody Seals Present?	☐ Yes	☐ No	☐ N/A	

COMMENTS/SAMPLE DISCREPANCY

Field Data Required? ☐ Yes ☐ No

Lot ID of split containers:

CLIENT NOTIFICATION/RESOLUTION

Person contacted: _____ Date/Time: _____

Project Manager SCURF Review: _____ Date: _____

Project Manager SRF Review: _____ Date: _____

*Check mark top half of box if pH and/or dechlorination is verified and within the acceptance range for preservation samples.

Exceptions: VOA, Coliform, TOC, Oil and Grease, DRO/8015 (water) DOC, LLHg

**Bottom half of box is to list number of bottles

***Check all unpreserved Nitrates for chlorine

Project # WO# : 92607409

PM: BV Due Date: 06/06/22

CLIENT: 92-AECOM CHA

Item#	BP4U-125 mL Plastic Unpreserved (N/A) (Cl-)	BP3U-250 mL Plastic Unpreserved (N/A)	BP2U-500 mL Plastic Unpreserved (N/A)	BP1U-1 liter Plastic Unpreserved (N/A)	BP4S-125 mL Plastic H2SO4 (pH < 2) (Cl-)	BP3N-250 mL plastic HNO3 (pH < 2)	BP4Z-125 mL Plastic ZN Acetate & NaOH (>9)	BP4B-125 mL Plastic NaOH (pH > 12) (Cl-)	WGFU-Wide-mouthed Glass jar Unpreserved	AG1U-1 liter Amber Unpreserved (N/A) (Cl-)	AG1H-1 liter Amber HCl (pH < 2)	AG3U-250 mL Amber Unpreserved (N/A) (Cl-)	AG1S-1 liter Amber H2SO4 (pH < 2)	AG3S-250 mL Amber H2SO4 (pH < 2)	DG9A-250 mL Amber NH4Cl (N/A)(Cl-)	DG9H-40 mL VOA HCl (N/A)	VG9T-40 mL VOA Na2S2O3 (N/A)	VG9U-40 mL VOA Unpreserved (N/A)	DG9V-40 mL VOA H3PO4 (N/A)	DG9S-40 mL VOA H2SO4 (N/A)	V/GK (3 vials per kit)-VPH/Gas kit (N/A)	SP5T-125 mL Sterile Plastic (N/A – lab)	SP2T-250 mL Sterile Plastic (N/A – lab)		BP3R-250 mL Plastic (NH2)2SO4 (9.3-9.7)	AG0U-100 mL Amber Unpreserved (N/A) (Cl-)	VSGU-20 mL Scintillation vials (N/A)	DG9U-40 mL Amber Unpreserved vials (N/A)
1																												
2																												
3																												
4																												
5																												
6																												
7																												
8																												
9																												
10																												
11																												
12																												

pH Adjustment Log for Preserved Samples

Sample ID	Type of Preservative	pH upon receipt	Date preservation adjusted	Time preservation adjusted	Amount of Preservative added	Lot #

Note: Whenever there is a discrepancy affecting North Carolina compliance samples, a copy of this form will be sent to the North Carolina DENR Certification Office (i.e. Out of hold, incorrect preservative, out of temp, incorrect containers.

*Check mark top half of box if pH and/or dechlorination is verified and within the acceptance range for preservation samples.

Exceptions: VOA, Coliform, TOC, Oil and Grease, DRO/8015 (water) DOC, LLHg

Project #

**Bottom half of box is to list number of bottles

***Check all unpreserved Nitrates for chlorine

Item#	BP4U-125 mL Plastic Unpreserved (N/A) (Cl-)	BP3U-250 mL Plastic Unpreserved (N/A)	BP2U-500 mL Plastic Unpreserved (N/A)	BP1U-1 liter Plastic Unpreserved (N/A)	BP4S-125 mL Plastic H2SO4 (pH < 2) (Cl-)	BP3N-250 mL plastic HNO3 (pH < 2)	BP4Z-125 mL Plastic ZN Acetate & NaOH (>9)	BP4B-125 mL Plastic NaOH (pH > 12) (Cl-)	WGFU-Wide-mouthed Glass jar Unpreserved	AG1U-1 liter Amber Unpreserved (N/A) (Cl-)	AG1H-1 liter Amber HCl (pH < 2)	AG3U-250 mL Amber Unpreserved (N/A) (Cl-)	AG1S-1 liter Amber H2SO4 (pH < 2)	AG3S-250 mL Amber H2SO4 (pH < 2)	DG9A-250 mL Amber NH4Cl (N/A)(Cl-)	DG9H-40 mL VOA HCl (N/A)	VG9T-40 mL VOA Na2S2O3 (N/A)	VG9U-40 mL VOA Unpreserved (N/A)	DG9V-40 mL VOA H3PO4 (N/A)	DG9S-40 mL VOA H2SO4 (N/A)	V/GK (3 vials per kit)-VPH/Gas kit (N/A)	SP5T-125 mL Sterile Plastic (N/A – lab)	SP2T-250 mL Sterile Plastic (N/A – lab)		BP3R-250 mL Plastic (NH2)2SO4 (9.3-9.7)	AG0U-100 mL Amber Unpreserved (N/A) (Cl-)	VSGU-20 mL Scintillation vials (N/A)	DG9U-40 mL Amber Unpreserved vials (N/A)
1						1										7													
2																													
3																													
4																													
5																													
6																													
7																													
8																													
9																													
10																2													
11																2													
12						1										7													

pH Adjustment Log for Preserved Samples

Sample ID	Type of Preservative	pH upon receipt	Date preservation adjusted	Time preservation adjusted	Amount of Preservative added	Lot #

Note: Whenever there is a discrepancy affecting North Carolina compliance samples, a copy of this form will be sent to the North Carolina DENR Certification Office (i.e. Out of hold, incorrect preservative, out of temp, incorrect containers.

GREEN

Pace

CHAIN-OF-CUSTODY / Analytical Request Document

The Chain-of-Custody is a LEGAL DOCUMENT. All relevant fields must be completed accurately.

Submitting a sample via this chain of custody constitutes acknowledgment and acceptance of the Pace Terms and Conditions found at https://info.pacelabs.com/hubfs/pas-standard-terms.pdf.

Page : 1 Of 2

Section A – Required Client Information:	Section B – Required Project Information:	Section C – Invoice Information:
Company: AECOM	Report To: Andrew Wreschnig	Attention:
Address: 6000 Fairview Road	Copy To:	Company Name:
Suite 200, Charlotte, NC 28210		Address:
Email: andrew.wreschnig@aecom.com	Purchase Order #:	Pace Quote: AECOM # 60674226
Phone: (704)522-0330 Fax	Project Name: CPC Huntersville (GW)	Pace Project Manager: bonnie.vang@pacelabs.com,
Requested Due Date:	Project #:	Pace Profile #: 12518-3

Regulatory Agency

State / Location: NC

Requested Analysis Filtered (Y/N)

ITEM #	SAMPLE ID (One Character per box. (A-Z, 0-9 / , -) Sample Ids must be unique)	MATRIX CODE (see valid codes to left)	SAMPLE TYPE (G=GRAB C=COMP)	COLLECTED START DATE	COLLECTED START TIME	COLLECTED END DATE	COLLECTED END TIME	SAMPLE TEMP AT COLLECTION	# OF CONTAINERS	Preservatives: Unpreserved	H2SO4	HNO3	HCl	NaOH	Na2S2O3	Methanol	Other	Analyses Test Y/N	6200B	VPH	Total Lead	Trip BLANK	DI Water	Residual Chlorine (Y/N)	92607409
1	MW-82	WT	G	6/1/22	0845				8	1			3					X	X	X					T2 001
2	MW-28				0915																				T1 002
3	MW-21				0935																				T1 003
4	MW-77				0930																				T1 004
5	MW-81				0945																				T2 005
6	MW-16				1040																				T1 006
7	MW-23				1115																				T2 007
8	MW-79				1125																				T1 008
9	MW-81D				1140																				T2 009
10	MW-17				1245																				T2 010
11	MW-31D				1310																				T2 011
12	MW-31				1315																				T2 012

ADDITIONAL COMMENTS	RELINQUISHED BY / AFFILIATION	DATE	TIME	ACCEPTED BY / AFFILIATION	DATE	TIME	SAMPLE CONDITIONS			
	SAM MOORE / AECOM	6/1/22	1630	DP PACE HVL	6/1/22	1630	5.9	Y	N	Y

SAMPLER NAME AND SIGNATURE

PRINT Name of SAMPLER: SAM MOORE

SIGNATURE of SAMPLER: [signature] DATE Signed: 6/1/22

TEMP in C	Received on Ice (Y/N)	Custody Sealed Cooler (Y/N)	Samples Intact (Y/N)

Pace

GREEN

CHAIN-OF-CUSTODY / Analytical Request Document

The Chain-of-Custody is a LEGAL DOCUMENT. All relevant fields must be completed accurately.

Submitting a sample via this chain of custody constitutes acknowledgment and acceptance of the Pace Terms and Conditions found at https://info.pacelabs.com/hubfs/pas-standard-terms.pdf.

Page : 2 Of 2

Section A Required Client Information:	Section B Required Project Information:	Section C Invoice Information:	
Company: AECOM	Report To: Andrew Wreschnig	Attention:	Regulatory Agency
Address: 6000 Fairview Road	Copy To:	Company Name:	
Suite 200, Charlotte, NC 28210		Address:	State / Location
Email: andrew.wreschnig@aecom.com	Purchase Order #:	Pace Quote: AECOM # 60674226	NC
Phone: (704)522-0330 Fax	Project Name: CPC Huntersville (GW)	Pace Project Manager: bonnie.vang@pacelabs.com,	
Requested Due Date:	Project #:	Pace Profile #: 12518-3	

MATRIX CODE: Drinking Water DW; Water WT; Waste Water WW; Product P; Soil/Solid SL; Oil OL; Wipe WP; Air AR; Other OT; Tissue TS

ITEM #	SAMPLE ID (One Character per box. (A-Z, 0-9 / , -) Sample Ids must be unique)	MATRIX CODE (see valid codes to left)	SAMPLE TYPE (G=GRAB C=COMP)	COLLECTED START DATE	COLLECTED START TIME	COLLECTED END DATE	COLLECTED END TIME	SAMPLE TEMP AT COLLECTION	# OF CONTAINERS	Preservatives: Unpreserved	H2SO4	HNO3	HCl	NaOH	Na2S2O3	Methanol	Other	Analyses Test Y/N	6200B	VPH	Total Lead	Trip BLANK	DI Water	Residual Chlorine (Y/N)	
1	MW-79D	WT	G	6/1/22	1330				8	1			7					X	X	X				T2	013
2	MW-83				1415																			T2	014
3	MW-19				1400																			T2	015
4	MW-78				1430																			T1	016
5	MW-80				1445																			T2	017
6	DUP-1-20220601				—																			T2	018
7	DUP-2-20220601				—																			T1	019
8	EB-1-20220601				1530																			T2	020
9	FB-1-20220601				1500				7				7					X	X					T1	022
10	T1																					X			023
11	T2																					X			024
12	MW-98D	WT	G	6/1/22	1515				8	1			7					X	X	X				T1	021

ADDITIONAL COMMENTS	RELINQUISHED BY / AFFILIATION	DATE	TIME	ACCEPTED BY / AFFILIATION	DATE	TIME	SAMPLE CONDITIONS: TEMP in C	Received on Ice (Y/N)	Custody Sealed Cooler (Y/N)	Samples Intact (Y/N)
	Sam Moore / AECOM	6/1/22	1630	DP PACE HVL	6/1/22	1638	3.9	Y	N	Y

SAMPLER NAME AND SIGNATURE

PRINT Name of SAMPLER: Sam Moore

SIGNATURE of SAMPLER: [signature]

DATE Signed: 6/1/22

Pace Analytical Services, LLC
9800 Kincey Ave. Suite 100
Huntersville, NC 28078
(704)875-9092

June 07, 2022

Andrew Wreschnig
AECOM
6000 Fairview Road
Suite 200
Charlotte, NC 28210

RE: Project: CPC Huntersville 60639876
Pace Project No.: 92607411

Dear Andrew Wreschnig:

Enclosed are the analytical results for sample(s) received by the laboratory on June 01, 2022. The results relate only to the samples included in this report. Results reported herein conform to the applicable TNI/NELAC Standards and the laboratory's Quality Manual, where applicable, unless otherwise noted in the body of the report.

The test results provided in this final report were generated by each of the following laboratories within the Pace Network:

- Pace Analytical Services - Charlotte
- Pace Analytical Services - Peachtree Corners, GA

If you have any questions concerning this report, please feel free to contact me.

Sincerely,

Bonnie Vang
bonnie.vang@pacelabs.com
(704)875-9092
Project Manager

Enclosures

cc: Teresa Amentt Jennings, AECOM
Jeff Morrison, Colonial Pipeline Company

This report shall not be reproduced, except in full,
without the written consent of Pace Analytical Services, LLC.

Pace Analytical Services, LLC
9800 Kincey Ave. Suite 100
Huntersville, NC 28078
(704)875-9092

CERTIFICATIONS

Project: CPC Huntersville 60639876
Pace Project No.: 92607411

Pace Analytical Services Charlotte

South Carolina Laboratory ID: 99006
9800 Kincey Ave. Ste 100, Huntersville, NC 28078
North Carolina Drinking Water Certification #: 37706
North Carolina Field Services Certification #: 5342
North Carolina Wastewater Certification #: 12
South Carolina Laboratory ID: 99006
South Carolina Certification #: 99006001
South Carolina Drinking Water Cert. #: 99006003
Florida/NELAP Certification #: E87627
Kentucky UST Certification #: 84
Louisiana DoH Drinking Water #: LA029
Virginia/VELAP Certification #: 460221

Pace Analytical Services Peachtree Corners

110 Technology Pkwy, Peachtree Corners, GA 30092
Florida DOH Certification #: E87315
Georgia DW Inorganics Certification #: 812
North Carolina Certification #: 381
South Carolina Certification #: 98011001

This report shall not be reproduced, except in full,
without the written consent of Pace Analytical Services, LLC.

Pace Analytical Services, LLC
9800 Kincey Ave. Suite 100
Huntersville, NC 28078
(704)875-9092

SAMPLE SUMMARY

Project: CPC Huntersville 60639876
Pace Project No.: 92607411

Lab ID	Sample ID	Matrix	Date Collected	Date Received
92607411001	**MW-61D**	Water	06/01/22 10:15	06/01/22 16:30
92607411002	**MW-92**	Water	06/01/22 12:30	06/01/22 16:30
92607411003	**MW-71**	Water	06/01/22 14:05	06/01/22 16:30
92607411004	**MW-93**	Water	06/01/22 14:30	06/01/22 16:30
92607411005	**EB-2-20220601**	Water	06/01/22 15:15	06/01/22 16:30
92607411006	**FB-2-20220601**	Water	06/01/22 15:15	06/01/22 16:30
92607411007	**TRIP BLANK**	Water	06/01/22 00:00	06/01/22 16:30

This report shall not be reproduced, except in full,
without the written consent of Pace Analytical Services, LLC.

Pace Analytical Services, LLC
9800 Kincey Ave. Suite 100
Huntersville, NC 28078
(704)875-9092

SAMPLE ANALYTE COUNT

Project: CPC Huntersville 60639876
Pace Project No.: 92607411

Lab ID	Sample ID	Method	Analysts	Analytes Reported	Laboratory
92607411001	**MW-61D**	MADEP VPH	MAD	6	PASI-C
		EPA 6020B	CW1	1	PASI-GA
		SM 6200B	CL	63	PASI-C
92607411002	**MW-92**	MADEP VPH	MAD	6	PASI-C
		EPA 6020B	CW1	1	PASI-GA
		SM 6200B	CL	63	PASI-C
92607411003	**MW-71**	MADEP VPH	MAD	6	PASI-C
		EPA 6020B	CW1	1	PASI-GA
		SM 6200B	CL	63	PASI-C
92607411004	**MW-93**	MADEP VPH	MAD	6	PASI-C
		EPA 6020B	CW1	1	PASI-GA
		SM 6200B	CL	63	PASI-C
92607411005	**EB-2-20220601**	MADEP VPH	MAD	6	PASI-C
		EPA 6020B	CW1	1	PASI-GA
		SM 6200B	CL	63	PASI-C
92607411006	**FB-2-20220601**	MADEP VPH	MAD	6	PASI-C
		SM 6200B	SAS	63	PASI-C
92607411007	**TRIP BLANK**	SM 6200B	SAS	63	PASI-C

PASI-C = Pace Analytical Services - Charlotte
PASI-GA = Pace Analytical Services - Peachtree Corners, GA

This report shall not be reproduced, except in full,
without the written consent of Pace Analytical Services, LLC.

Pace Analytical Services, LLC
9800 Kincey Ave. Suite 100
Huntersville, NC 28078
(704)875-9092

ANALYTICAL RESULTS

Project: CPC Huntersville 60639876
Pace Project No.: 92607411

Sample: MW-61D **Lab ID: 92607411001** Collected: 06/01/22 10:15 Received: 06/01/22 16:30 Matrix: Water

Parameters	Results	Units	Report Limit	MDL	DF	Prepared	Analyzed	CAS No.	Qual
VPH NC Water	Analytical Method: MADEP VPH Pace Analytical Services - Charlotte								
Total VPH (C5-C12)	ND	ug/L	50.0	50.0	1		06/03/22 22:59		N2
Aliphatic (C05-C08)	ND	ug/L	50.0	50.0	1		06/03/22 22:59		N2
Aliphatic(C09-C12) Adjusted	ND	ug/L	50.0	50.0	1		06/03/22 22:59		N2
Aromatic (C09-C10)	ND	ug/L	50.0	50.0	1		06/03/22 22:59		N2
Surrogates									
4-Bromofluorobenzene (FID) (S)	94	%	70-130		1		06/03/22 22:59	460-00-4	
4-Bromofluorobenzene (PID) (S)	76	%	70-130		1		06/03/22 22:59	460-00-4	
6020 MET ICPMS	Analytical Method: EPA 6020B Preparation Method: EPA 3005A Pace Analytical Services - Peachtree Corners, GA								
Lead	ND	ug/L	5.0	0.89	1	06/02/22 14:26	06/03/22 19:50	7439-92-1	
6200B MSV	Analytical Method: SM 6200B Pace Analytical Services - Charlotte								
Benzene	ND	ug/L	0.50	0.34	1		06/02/22 05:54	71-43-2	
Bromobenzene	ND	ug/L	0.50	0.29	1		06/02/22 05:54	108-86-1	
Bromochloromethane	ND	ug/L	0.50	0.47	1		06/02/22 05:54	74-97-5	
Bromodichloromethane	**1.7**	ug/L	0.50	0.31	1		06/02/22 05:54	75-27-4	
Bromoform	ND	ug/L	0.50	0.34	1		06/02/22 05:54	75-25-2	
Bromomethane	ND	ug/L	5.0	1.7	1		06/02/22 05:54	74-83-9	
n-Butylbenzene	ND	ug/L	0.50	0.49	1		06/02/22 05:54	104-51-8	
sec-Butylbenzene	ND	ug/L	0.50	0.40	1		06/02/22 05:54	135-98-8	
tert-Butylbenzene	ND	ug/L	0.50	0.32	1		06/02/22 05:54	98-06-6	
Carbon tetrachloride	ND	ug/L	0.50	0.33	1		06/02/22 05:54	56-23-5	
Chlorobenzene	ND	ug/L	0.50	0.28	1		06/02/22 05:54	108-90-7	
Chloroethane	ND	ug/L	1.0	0.65	1		06/02/22 05:54	75-00-3	
Chloroform	**9.6**	ug/L	0.50	0.43	1		06/02/22 05:54	67-66-3	
Chloromethane	ND	ug/L	1.0	0.54	1		06/02/22 05:54	74-87-3	
2-Chlorotoluene	ND	ug/L	0.50	0.32	1		06/02/22 05:54	95-49-8	
4-Chlorotoluene	ND	ug/L	0.50	0.32	1		06/02/22 05:54	106-43-4	
1,2-Dibromo-3-chloropropane	ND	ug/L	1.0	0.34	1		06/02/22 05:54	96-12-8	
Dibromochloromethane	ND	ug/L	0.50	0.36	1		06/02/22 05:54	124-48-1	
1,2-Dibromoethane (EDB)	ND	ug/L	0.50	0.27	1		06/02/22 05:54	106-93-4	
Dibromomethane	ND	ug/L	0.50	0.39	1		06/02/22 05:54	74-95-3	
1,2-Dichlorobenzene	ND	ug/L	0.50	0.34	1		06/02/22 05:54	95-50-1	
1,3-Dichlorobenzene	ND	ug/L	0.50	0.34	1		06/02/22 05:54	541-73-1	
1,4-Dichlorobenzene	ND	ug/L	0.50	0.33	1		06/02/22 05:54	106-46-7	
Dichlorodifluoromethane	ND	ug/L	0.50	0.35	1		06/02/22 05:54	75-71-8	
1,1-Dichloroethane	ND	ug/L	0.50	0.37	1		06/02/22 05:54	75-34-3	
1,2-Dichloroethane	ND	ug/L	0.50	0.32	1		06/02/22 05:54	107-06-2	
1,1-Dichloroethene	ND	ug/L	0.50	0.35	1		06/02/22 05:54	75-35-4	
cis-1,2-Dichloroethene	ND	ug/L	0.50	0.38	1		06/02/22 05:54	156-59-2	
trans-1,2-Dichloroethene	ND	ug/L	0.50	0.40	1		06/02/22 05:54	156-60-5	
1,2-Dichloropropane	ND	ug/L	0.50	0.36	1		06/02/22 05:54	78-87-5	
1,3-Dichloropropane	ND	ug/L	0.50	0.28	1		06/02/22 05:54	142-28-9	

REPORT OF LABORATORY ANALYSIS

This report shall not be reproduced, except in full,
without the written consent of Pace Analytical Services, LLC.

Pace Analytical Services, LLC
9800 Kincey Ave. Suite 100
Huntersville, NC 28078
(704)875-9092

ANALYTICAL RESULTS

Project: CPC Huntersville 60639876
Pace Project No.: 92607411

Sample: MW-61D **Lab ID: 92607411001** Collected: 06/01/22 10:15 Received: 06/01/22 16:30 Matrix: Water

Parameters	Results	Units	Report Limit	MDL	DF	Prepared	Analyzed	CAS No.	Qual
6200B MSV	Analytical Method: SM 6200B Pace Analytical Services - Charlotte								
2,2-Dichloropropane	ND	ug/L	0.50	0.39	1		06/02/22 05:54	594-20-7	
1,1-Dichloropropene	ND	ug/L	0.50	0.43	1		06/02/22 05:54	563-58-6	
cis-1,3-Dichloropropene	ND	ug/L	0.50	0.36	1		06/02/22 05:54	10061-01-5	
trans-1,3-Dichloropropene	ND	ug/L	0.50	0.36	1		06/02/22 05:54	10061-02-6	
Diisopropyl ether	ND	ug/L	0.50	0.31	1		06/02/22 05:54	108-20-3	
Ethylbenzene	ND	ug/L	0.50	0.30	1		06/02/22 05:54	100-41-4	
Hexachloro-1,3-butadiene	ND	ug/L	2.0	1.5	1		06/02/22 05:54	87-68-3	
Isopropylbenzene (Cumene)	ND	ug/L	0.50	0.33	1		06/02/22 05:54	98-82-8	
Methylene Chloride	ND	ug/L	2.0	2.0	1		06/02/22 05:54	75-09-2	
Methyl-tert-butyl ether	ND	ug/L	0.50	0.42	1		06/02/22 05:54	1634-04-4	
Naphthalene	ND	ug/L	2.0	0.64	1		06/02/22 05:54	91-20-3	
n-Propylbenzene	ND	ug/L	0.50	0.34	1		06/02/22 05:54	103-65-1	
Styrene	ND	ug/L	0.50	0.29	1		06/02/22 05:54	100-42-5	
1,1,1,2-Tetrachloroethane	ND	ug/L	0.50	0.31	1		06/02/22 05:54	630-20-6	
1,1,2,2-Tetrachloroethane	ND	ug/L	0.50	0.22	1		06/02/22 05:54	79-34-5	
Tetrachloroethene	ND	ug/L	0.50	0.29	1		06/02/22 05:54	127-18-4	
Toluene	ND	ug/L	0.50	0.48	1		06/02/22 05:54	108-88-3	
1,2,3-Trichlorobenzene	ND	ug/L	2.0	0.81	1		06/02/22 05:54	87-61-6	
1,2,4-Trichlorobenzene	ND	ug/L	2.0	0.64	1		06/02/22 05:54	120-82-1	
1,1,1-Trichloroethane	ND	ug/L	0.50	0.33	1		06/02/22 05:54	71-55-6	
1,1,2-Trichloroethane	ND	ug/L	0.50	0.32	1		06/02/22 05:54	79-00-5	
Trichloroethene	ND	ug/L	0.50	0.38	1		06/02/22 05:54	79-01-6	
Trichlorofluoromethane	ND	ug/L	1.0	0.30	1		06/02/22 05:54	75-69-4	
1,2,3-Trichloropropane	ND	ug/L	0.50	0.26	1		06/02/22 05:54	96-18-4	
1,2,4-Trimethylbenzene	ND	ug/L	0.50	0.50	1		06/02/22 05:54	95-63-6	
1,3,5-Trimethylbenzene	ND	ug/L	0.50	0.33	1		06/02/22 05:54	108-67-8	
Vinyl chloride	ND	ug/L	1.0	0.39	1		06/02/22 05:54	75-01-4	
m&p-Xylene	ND	ug/L	1.0	0.71	1		06/02/22 05:54	179601-23-1	
o-Xylene	ND	ug/L	0.50	0.34	1		06/02/22 05:54	95-47-6	
Surrogates									
1,2-Dichloroethane-d4 (S)	104	%	70-130		1		06/02/22 05:54	17060-07-0	
4-Bromofluorobenzene (S)	94	%	70-130		1		06/02/22 05:54	460-00-4	
Toluene-d8 (S)	98	%	70-130		1		06/02/22 05:54	2037-26-5	

REPORT OF LABORATORY ANALYSIS

This report shall not be reproduced, except in full,
without the written consent of Pace Analytical Services, LLC.

Pace Analytical Services, LLC
9800 Kincey Ave. Suite 100
Huntersville, NC 28078
(704)875-9092

ANALYTICAL RESULTS

Project: CPC Huntersville 60639876
Pace Project No.: 92607411

Sample: MW-92 **Lab ID: 92607411002** Collected: 06/01/22 12:30 Received: 06/01/22 16:30 Matrix: Water

Parameters	Results	Units	Report Limit	MDL	DF	Prepared	Analyzed	CAS No.	Qual
VPH NC Water	Analytical Method: MADEP VPH Pace Analytical Services - Charlotte								
Total VPH (C5-C12)	ND	ug/L	50.0	50.0	1		06/03/22 23:28		N2
Aliphatic (C05-C08)	ND	ug/L	50.0	50.0	1		06/03/22 23:28		N2
Aliphatic(C09-C12) Adjusted	ND	ug/L	50.0	50.0	1		06/03/22 23:28		N2
Aromatic (C09-C10)	ND	ug/L	50.0	50.0	1		06/03/22 23:28		N2
Surrogates									
4-Bromofluorobenzene (FID) (S)	103	%	70-130		1		06/03/22 23:28	460-00-4	
4-Bromofluorobenzene (PID) (S)	82	%	70-130		1		06/03/22 23:28	460-00-4	
6020 MET ICPMS	Analytical Method: EPA 6020B Preparation Method: EPA 3005A Pace Analytical Services - Peachtree Corners, GA								
Lead	**1.2J**	ug/L	5.0	0.89	1	06/02/22 11:23	06/03/22 18:45	7439-92-1	
6200B MSV	Analytical Method: SM 6200B Pace Analytical Services - Charlotte								
Benzene	ND	ug/L	0.50	0.34	1		06/02/22 06:13	71-43-2	
Bromobenzene	ND	ug/L	0.50	0.29	1		06/02/22 06:13	108-86-1	
Bromochloromethane	ND	ug/L	0.50	0.47	1		06/02/22 06:13	74-97-5	
Bromodichloromethane	ND	ug/L	0.50	0.31	1		06/02/22 06:13	75-27-4	
Bromoform	ND	ug/L	0.50	0.34	1		06/02/22 06:13	75-25-2	
Bromomethane	ND	ug/L	5.0	1.7	1		06/02/22 06:13	74-83-9	
n-Butylbenzene	ND	ug/L	0.50	0.49	1		06/02/22 06:13	104-51-8	
sec-Butylbenzene	ND	ug/L	0.50	0.40	1		06/02/22 06:13	135-98-8	
tert-Butylbenzene	ND	ug/L	0.50	0.32	1		06/02/22 06:13	98-06-6	
Carbon tetrachloride	ND	ug/L	0.50	0.33	1		06/02/22 06:13	56-23-5	
Chlorobenzene	ND	ug/L	0.50	0.28	1		06/02/22 06:13	108-90-7	
Chloroethane	ND	ug/L	1.0	0.65	1		06/02/22 06:13	75-00-3	
Chloroform	ND	ug/L	0.50	0.43	1		06/02/22 06:13	67-66-3	
Chloromethane	ND	ug/L	1.0	0.54	1		06/02/22 06:13	74-87-3	
2-Chlorotoluene	ND	ug/L	0.50	0.32	1		06/02/22 06:13	95-49-8	
4-Chlorotoluene	ND	ug/L	0.50	0.32	1		06/02/22 06:13	106-43-4	
1,2-Dibromo-3-chloropropane	ND	ug/L	1.0	0.34	1		06/02/22 06:13	96-12-8	
Dibromochloromethane	ND	ug/L	0.50	0.36	1		06/02/22 06:13	124-48-1	
1,2-Dibromoethane (EDB)	ND	ug/L	0.50	0.27	1		06/02/22 06:13	106-93-4	
Dibromomethane	ND	ug/L	0.50	0.39	1		06/02/22 06:13	74-95-3	
1,2-Dichlorobenzene	ND	ug/L	0.50	0.34	1		06/02/22 06:13	95-50-1	
1,3-Dichlorobenzene	ND	ug/L	0.50	0.34	1		06/02/22 06:13	541-73-1	
1,4-Dichlorobenzene	ND	ug/L	0.50	0.33	1		06/02/22 06:13	106-46-7	
Dichlorodifluoromethane	ND	ug/L	0.50	0.35	1		06/02/22 06:13	75-71-8	
1,1-Dichloroethane	ND	ug/L	0.50	0.37	1		06/02/22 06:13	75-34-3	
1,2-Dichloroethane	ND	ug/L	0.50	0.32	1		06/02/22 06:13	107-06-2	
1,1-Dichloroethene	ND	ug/L	0.50	0.35	1		06/02/22 06:13	75-35-4	
cis-1,2-Dichloroethene	ND	ug/L	0.50	0.38	1		06/02/22 06:13	156-59-2	
trans-1,2-Dichloroethene	ND	ug/L	0.50	0.40	1		06/02/22 06:13	156-60-5	
1,2-Dichloropropane	ND	ug/L	0.50	0.36	1		06/02/22 06:13	78-87-5	
1,3-Dichloropropane	ND	ug/L	0.50	0.28	1		06/02/22 06:13	142-28-9	

REPORT OF LABORATORY ANALYSIS

This report shall not be reproduced, except in full,
without the written consent of Pace Analytical Services, LLC.

Pace Analytical Services, LLC
9800 Kincey Ave. Suite 100
Huntersville, NC 28078
(704)875-9092

ANALYTICAL RESULTS

Project: CPC Huntersville 60639876
Pace Project No.: 92607411

Sample: MW-92 **Lab ID: 92607411002** Collected: 06/01/22 12:30 Received: 06/01/22 16:30 Matrix: Water

Parameters	Results	Units	Report Limit	MDL	DF	Prepared	Analyzed	CAS No.	Qual
6200B MSV	Analytical Method: SM 6200B Pace Analytical Services - Charlotte								
2,2-Dichloropropane	ND	ug/L	0.50	0.39	1		06/02/22 06:13	594-20-7	
1,1-Dichloropropene	ND	ug/L	0.50	0.43	1		06/02/22 06:13	563-58-6	
cis-1,3-Dichloropropene	ND	ug/L	0.50	0.36	1		06/02/22 06:13	10061-01-5	
trans-1,3-Dichloropropene	ND	ug/L	0.50	0.36	1		06/02/22 06:13	10061-02-6	
Diisopropyl ether	ND	ug/L	0.50	0.31	1		06/02/22 06:13	108-20-3	
Ethylbenzene	ND	ug/L	0.50	0.30	1		06/02/22 06:13	100-41-4	
Hexachloro-1,3-butadiene	ND	ug/L	2.0	1.5	1		06/02/22 06:13	87-68-3	
Isopropylbenzene (Cumene)	ND	ug/L	0.50	0.33	1		06/02/22 06:13	98-82-8	
Methylene Chloride	ND	ug/L	2.0	2.0	1		06/02/22 06:13	75-09-2	
Methyl-tert-butyl ether	ND	ug/L	0.50	0.42	1		06/02/22 06:13	1634-04-4	
Naphthalene	ND	ug/L	2.0	0.64	1		06/02/22 06:13	91-20-3	
n-Propylbenzene	ND	ug/L	0.50	0.34	1		06/02/22 06:13	103-65-1	
Styrene	ND	ug/L	0.50	0.29	1		06/02/22 06:13	100-42-5	
1,1,1,2-Tetrachloroethane	ND	ug/L	0.50	0.31	1		06/02/22 06:13	630-20-6	
1,1,2,2-Tetrachloroethane	ND	ug/L	0.50	0.22	1		06/02/22 06:13	79-34-5	
Tetrachloroethene	ND	ug/L	0.50	0.29	1		06/02/22 06:13	127-18-4	
Toluene	ND	ug/L	0.50	0.48	1		06/02/22 06:13	108-88-3	
1,2,3-Trichlorobenzene	ND	ug/L	2.0	0.81	1		06/02/22 06:13	87-61-6	
1,2,4-Trichlorobenzene	ND	ug/L	2.0	0.64	1		06/02/22 06:13	120-82-1	
1,1,1-Trichloroethane	ND	ug/L	0.50	0.33	1		06/02/22 06:13	71-55-6	
1,1,2-Trichloroethane	ND	ug/L	0.50	0.32	1		06/02/22 06:13	79-00-5	
Trichloroethene	ND	ug/L	0.50	0.38	1		06/02/22 06:13	79-01-6	
Trichlorofluoromethane	ND	ug/L	1.0	0.30	1		06/02/22 06:13	75-69-4	
1,2,3-Trichloropropane	ND	ug/L	0.50	0.26	1		06/02/22 06:13	96-18-4	
1,2,4-Trimethylbenzene	ND	ug/L	0.50	0.50	1		06/02/22 06:13	95-63-6	
1,3,5-Trimethylbenzene	ND	ug/L	0.50	0.33	1		06/02/22 06:13	108-67-8	
Vinyl chloride	ND	ug/L	1.0	0.39	1		06/02/22 06:13	75-01-4	
m&p-Xylene	ND	ug/L	1.0	0.71	1		06/02/22 06:13	179601-23-1	
o-Xylene	ND	ug/L	0.50	0.34	1		06/02/22 06:13	95-47-6	
Surrogates									
1,2-Dichloroethane-d4 (S)	103	%	70-130		1		06/02/22 06:13	17060-07-0	
4-Bromofluorobenzene (S)	94	%	70-130		1		06/02/22 06:13	460-00-4	
Toluene-d8 (S)	98	%	70-130		1		06/02/22 06:13	2037-26-5	

REPORT OF LABORATORY ANALYSIS

This report shall not be reproduced, except in full,
without the written consent of Pace Analytical Services, LLC.

Pace Analytical Services, LLC
9800 Kincey Ave. Suite 100
Huntersville, NC 28078
(704)875-9092

ANALYTICAL RESULTS

Project: CPC Huntersville 60639876
Pace Project No.: 92607411

Sample: MW-71 **Lab ID: 92607411003** Collected: 06/01/22 14:05 Received: 06/01/22 16:30 Matrix: Water

Parameters	Results	Units	Report Limit	MDL	DF	Prepared	Analyzed	CAS No.	Qual
VPH NC Water	Analytical Method: MADEP VPH Pace Analytical Services - Charlotte								
Total VPH (C5-C12)	ND	ug/L	50.0	50.0	1		06/03/22 23:56		N2
Aliphatic (C05-C08)	ND	ug/L	50.0	50.0	1		06/03/22 23:56		N2
Aliphatic(C09-C12) Adjusted	ND	ug/L	50.0	50.0	1		06/03/22 23:56		N2
Aromatic (C09-C10)	ND	ug/L	50.0	50.0	1		06/03/22 23:56		N2
Surrogates									
4-Bromofluorobenzene (FID) (S)	98	%	70-130		1		06/03/22 23:56	460-00-4	
4-Bromofluorobenzene (PID) (S)	79	%	70-130		1		06/03/22 23:56	460-00-4	
6020 MET ICPMS	Analytical Method: EPA 6020B Preparation Method: EPA 3005A Pace Analytical Services - Peachtree Corners, GA								
Lead	**2.1J**	ug/L	5.0	0.89	1	06/02/22 14:26	06/03/22 19:56	7439-92-1	
6200B MSV	Analytical Method: SM 6200B Pace Analytical Services - Charlotte								
Benzene	ND	ug/L	0.50	0.34	1		06/02/22 06:31	71-43-2	
Bromobenzene	ND	ug/L	0.50	0.29	1		06/02/22 06:31	108-86-1	
Bromochloromethane	ND	ug/L	0.50	0.47	1		06/02/22 06:31	74-97-5	
Bromodichloromethane	**1.3**	ug/L	0.50	0.31	1		06/02/22 06:31	75-27-4	
Bromoform	ND	ug/L	0.50	0.34	1		06/02/22 06:31	75-25-2	
Bromomethane	ND	ug/L	5.0	1.7	1		06/02/22 06:31	74-83-9	
n-Butylbenzene	ND	ug/L	0.50	0.49	1		06/02/22 06:31	104-51-8	
sec-Butylbenzene	ND	ug/L	0.50	0.40	1		06/02/22 06:31	135-98-8	
tert-Butylbenzene	ND	ug/L	0.50	0.32	1		06/02/22 06:31	98-06-6	
Carbon tetrachloride	ND	ug/L	0.50	0.33	1		06/02/22 06:31	56-23-5	
Chlorobenzene	ND	ug/L	0.50	0.28	1		06/02/22 06:31	108-90-7	
Chloroethane	ND	ug/L	1.0	0.65	1		06/02/22 06:31	75-00-3	
Chloroform	**7.5**	ug/L	0.50	0.43	1		06/02/22 06:31	67-66-3	
Chloromethane	ND	ug/L	1.0	0.54	1		06/02/22 06:31	74-87-3	
2-Chlorotoluene	ND	ug/L	0.50	0.32	1		06/02/22 06:31	95-49-8	
4-Chlorotoluene	ND	ug/L	0.50	0.32	1		06/02/22 06:31	106-43-4	
1,2-Dibromo-3-chloropropane	ND	ug/L	1.0	0.34	1		06/02/22 06:31	96-12-8	
Dibromochloromethane	ND	ug/L	0.50	0.36	1		06/02/22 06:31	124-48-1	
1,2-Dibromoethane (EDB)	ND	ug/L	0.50	0.27	1		06/02/22 06:31	106-93-4	
Dibromomethane	ND	ug/L	0.50	0.39	1		06/02/22 06:31	74-95-3	
1,2-Dichlorobenzene	ND	ug/L	0.50	0.34	1		06/02/22 06:31	95-50-1	
1,3-Dichlorobenzene	ND	ug/L	0.50	0.34	1		06/02/22 06:31	541-73-1	
1,4-Dichlorobenzene	ND	ug/L	0.50	0.33	1		06/02/22 06:31	106-46-7	
Dichlorodifluoromethane	ND	ug/L	0.50	0.35	1		06/02/22 06:31	75-71-8	
1,1-Dichloroethane	ND	ug/L	0.50	0.37	1		06/02/22 06:31	75-34-3	
1,2-Dichloroethane	ND	ug/L	0.50	0.32	1		06/02/22 06:31	107-06-2	
1,1-Dichloroethene	ND	ug/L	0.50	0.35	1		06/02/22 06:31	75-35-4	
cis-1,2-Dichloroethene	ND	ug/L	0.50	0.38	1		06/02/22 06:31	156-59-2	
trans-1,2-Dichloroethene	ND	ug/L	0.50	0.40	1		06/02/22 06:31	156-60-5	
1,2-Dichloropropane	ND	ug/L	0.50	0.36	1		06/02/22 06:31	78-87-5	
1,3-Dichloropropane	ND	ug/L	0.50	0.28	1		06/02/22 06:31	142-28-9	

REPORT OF LABORATORY ANALYSIS

This report shall not be reproduced, except in full,
without the written consent of Pace Analytical Services, LLC.

Pace Analytical Services, LLC
9800 Kincey Ave. Suite 100
Huntersville, NC 28078
(704)875-9092

ANALYTICAL RESULTS

Project: CPC Huntersville 60639876
Pace Project No.: 92607411

Sample: MW-71 **Lab ID: 92607411003** Collected: 06/01/22 14:05 Received: 06/01/22 16:30 Matrix: Water

Parameters	Results	Units	Report Limit	MDL	DF	Prepared	Analyzed	CAS No.	Qual
6200B MSV	Analytical Method: SM 6200B Pace Analytical Services - Charlotte								
2,2-Dichloropropane	ND	ug/L	0.50	0.39	1		06/02/22 06:31	594-20-7	
1,1-Dichloropropene	ND	ug/L	0.50	0.43	1		06/02/22 06:31	563-58-6	
cis-1,3-Dichloropropene	ND	ug/L	0.50	0.36	1		06/02/22 06:31	10061-01-5	
trans-1,3-Dichloropropene	ND	ug/L	0.50	0.36	1		06/02/22 06:31	10061-02-6	
Diisopropyl ether	**2.1**	ug/L	0.50	0.31	1		06/02/22 06:31	108-20-3	
Ethylbenzene	ND	ug/L	0.50	0.30	1		06/02/22 06:31	100-41-4	
Hexachloro-1,3-butadiene	ND	ug/L	2.0	1.5	1		06/02/22 06:31	87-68-3	
Isopropylbenzene (Cumene)	ND	ug/L	0.50	0.33	1		06/02/22 06:31	98-82-8	
Methylene Chloride	ND	ug/L	2.0	2.0	1		06/02/22 06:31	75-09-2	
Methyl-tert-butyl ether	ND	ug/L	0.50	0.42	1		06/02/22 06:31	1634-04-4	
Naphthalene	ND	ug/L	2.0	0.64	1		06/02/22 06:31	91-20-3	
n-Propylbenzene	ND	ug/L	0.50	0.34	1		06/02/22 06:31	103-65-1	
Styrene	ND	ug/L	0.50	0.29	1		06/02/22 06:31	100-42-5	
1,1,1,2-Tetrachloroethane	ND	ug/L	0.50	0.31	1		06/02/22 06:31	630-20-6	
1,1,2,2-Tetrachloroethane	ND	ug/L	0.50	0.22	1		06/02/22 06:31	79-34-5	
Tetrachloroethene	ND	ug/L	0.50	0.29	1		06/02/22 06:31	127-18-4	
Toluene	ND	ug/L	0.50	0.48	1		06/02/22 06:31	108-88-3	
1,2,3-Trichlorobenzene	ND	ug/L	2.0	0.81	1		06/02/22 06:31	87-61-6	
1,2,4-Trichlorobenzene	ND	ug/L	2.0	0.64	1		06/02/22 06:31	120-82-1	
1,1,1-Trichloroethane	ND	ug/L	0.50	0.33	1		06/02/22 06:31	71-55-6	
1,1,2-Trichloroethane	ND	ug/L	0.50	0.32	1		06/02/22 06:31	79-00-5	
Trichloroethene	ND	ug/L	0.50	0.38	1		06/02/22 06:31	79-01-6	
Trichlorofluoromethane	ND	ug/L	1.0	0.30	1		06/02/22 06:31	75-69-4	
1,2,3-Trichloropropane	ND	ug/L	0.50	0.26	1		06/02/22 06:31	96-18-4	
1,2,4-Trimethylbenzene	ND	ug/L	0.50	0.50	1		06/02/22 06:31	95-63-6	
1,3,5-Trimethylbenzene	ND	ug/L	0.50	0.33	1		06/02/22 06:31	108-67-8	
Vinyl chloride	ND	ug/L	1.0	0.39	1		06/02/22 06:31	75-01-4	
m&p-Xylene	ND	ug/L	1.0	0.71	1		06/02/22 06:31	179601-23-1	
o-Xylene	ND	ug/L	0.50	0.34	1		06/02/22 06:31	95-47-6	
Surrogates									
1,2-Dichloroethane-d4 (S)	105	%	70-130		1		06/02/22 06:31	17060-07-0	
4-Bromofluorobenzene (S)	92	%	70-130		1		06/02/22 06:31	460-00-4	
Toluene-d8 (S)	99	%	70-130		1		06/02/22 06:31	2037-26-5	

REPORT OF LABORATORY ANALYSIS

This report shall not be reproduced, except in full,
without the written consent of Pace Analytical Services, LLC.

Pace Analytical Services, LLC
9800 Kincey Ave. Suite 100
Huntersville, NC 28078
(704)875-9092

ANALYTICAL RESULTS

Project: CPC Huntersville 60639876
Pace Project No.: 92607411

Sample: MW-93 **Lab ID: 92607411004** Collected: 06/01/22 14:30 Received: 06/01/22 16:30 Matrix: Water

Parameters	Results	Units	Report Limit	MDL	DF	Prepared	Analyzed	CAS No.	Qual
VPH NC Water	Analytical Method: MADEP VPH Pace Analytical Services - Charlotte								
Total VPH (C5-C12)	ND	ug/L	50.0	50.0	1		06/04/22 00:25		N2
Aliphatic (C05-C08)	ND	ug/L	50.0	50.0	1		06/04/22 00:25		N2
Aliphatic(C09-C12) Adjusted	ND	ug/L	50.0	50.0	1		06/04/22 00:25		N2
Aromatic (C09-C10)	ND	ug/L	50.0	50.0	1		06/04/22 00:25		N2
Surrogates									
4-Bromofluorobenzene (FID) (S)	101	%	70-130		1		06/04/22 00:25	460-00-4	
4-Bromofluorobenzene (PID) (S)	81	%	70-130		1		06/04/22 00:25	460-00-4	
6020 MET ICPMS	Analytical Method: EPA 6020B Preparation Method: EPA 3005A Pace Analytical Services - Peachtree Corners, GA								
Lead	ND	ug/L	5.0	0.89	1	06/02/22 14:26	06/03/22 20:02	7439-92-1	
6200B MSV	Analytical Method: SM 6200B Pace Analytical Services - Charlotte								
Benzene	ND	ug/L	0.50	0.34	1		06/03/22 22:40	71-43-2	
Bromobenzene	ND	ug/L	0.50	0.29	1		06/03/22 22:40	108-86-1	
Bromochloromethane	ND	ug/L	0.50	0.47	1		06/03/22 22:40	74-97-5	
Bromodichloromethane	ND	ug/L	0.50	0.31	1		06/03/22 22:40	75-27-4	
Bromoform	ND	ug/L	0.50	0.34	1		06/03/22 22:40	75-25-2	
Bromomethane	ND	ug/L	5.0	1.7	1		06/03/22 22:40	74-83-9	
n-Butylbenzene	ND	ug/L	0.50	0.49	1		06/03/22 22:40	104-51-8	
sec-Butylbenzene	ND	ug/L	0.50	0.40	1		06/03/22 22:40	135-98-8	
tert-Butylbenzene	ND	ug/L	0.50	0.32	1		06/03/22 22:40	98-06-6	
Carbon tetrachloride	ND	ug/L	0.50	0.33	1		06/03/22 22:40	56-23-5	
Chlorobenzene	ND	ug/L	0.50	0.28	1		06/03/22 22:40	108-90-7	
Chloroethane	ND	ug/L	1.0	0.65	1		06/03/22 22:40	75-00-3	
Chloroform	ND	ug/L	0.50	0.43	1		06/03/22 22:40	67-66-3	
Chloromethane	ND	ug/L	1.0	0.54	1		06/03/22 22:40	74-87-3	
2-Chlorotoluene	ND	ug/L	0.50	0.32	1		06/03/22 22:40	95-49-8	
4-Chlorotoluene	ND	ug/L	0.50	0.32	1		06/03/22 22:40	106-43-4	
1,2-Dibromo-3-chloropropane	ND	ug/L	1.0	0.34	1		06/03/22 22:40	96-12-8	
Dibromochloromethane	ND	ug/L	0.50	0.36	1		06/03/22 22:40	124-48-1	
1,2-Dibromoethane (EDB)	ND	ug/L	0.50	0.27	1		06/03/22 22:40	106-93-4	
Dibromomethane	ND	ug/L	0.50	0.39	1		06/03/22 22:40	74-95-3	
1,2-Dichlorobenzene	ND	ug/L	0.50	0.34	1		06/03/22 22:40	95-50-1	
1,3-Dichlorobenzene	ND	ug/L	0.50	0.34	1		06/03/22 22:40	541-73-1	
1,4-Dichlorobenzene	ND	ug/L	0.50	0.33	1		06/03/22 22:40	106-46-7	
Dichlorodifluoromethane	ND	ug/L	0.50	0.35	1		06/03/22 22:40	75-71-8	
1,1-Dichloroethane	ND	ug/L	0.50	0.37	1		06/03/22 22:40	75-34-3	
1,2-Dichloroethane	ND	ug/L	0.50	0.32	1		06/03/22 22:40	107-06-2	
1,1-Dichloroethene	ND	ug/L	0.50	0.35	1		06/03/22 22:40	75-35-4	
cis-1,2-Dichloroethene	ND	ug/L	0.50	0.38	1		06/03/22 22:40	156-59-2	
trans-1,2-Dichloroethene	ND	ug/L	0.50	0.40	1		06/03/22 22:40	156-60-5	
1,2-Dichloropropane	ND	ug/L	0.50	0.36	1		06/03/22 22:40	78-87-5	
1,3-Dichloropropane	ND	ug/L	0.50	0.28	1		06/03/22 22:40	142-28-9	

REPORT OF LABORATORY ANALYSIS

This report shall not be reproduced, except in full,
without the written consent of Pace Analytical Services, LLC.

Pace Analytical Services, LLC
9800 Kincey Ave. Suite 100
Huntersville, NC 28078
(704)875-9092

ANALYTICAL RESULTS

Project: CPC Huntersville 60639876
Pace Project No.: 92607411

Sample: MW-93 **Lab ID: 92607411004** Collected: 06/01/22 14:30 Received: 06/01/22 16:30 Matrix: Water

Parameters	Results	Units	Report Limit	MDL	DF	Prepared	Analyzed	CAS No.	Qual
6200B MSV	Analytical Method: SM 6200B Pace Analytical Services - Charlotte								
2,2-Dichloropropane	ND	ug/L	0.50	0.39	1		06/03/22 22:40	594-20-7	
1,1-Dichloropropene	ND	ug/L	0.50	0.43	1		06/03/22 22:40	563-58-6	
cis-1,3-Dichloropropene	ND	ug/L	0.50	0.36	1		06/03/22 22:40	10061-01-5	
trans-1,3-Dichloropropene	ND	ug/L	0.50	0.36	1		06/03/22 22:40	10061-02-6	
Diisopropyl ether	ND	ug/L	0.50	0.31	1		06/03/22 22:40	108-20-3	
Ethylbenzene	ND	ug/L	0.50	0.30	1		06/03/22 22:40	100-41-4	
Hexachloro-1,3-butadiene	ND	ug/L	2.0	1.5	1		06/03/22 22:40	87-68-3	
Isopropylbenzene (Cumene)	ND	ug/L	0.50	0.33	1		06/03/22 22:40	98-82-8	
Methylene Chloride	ND	ug/L	2.0	2.0	1		06/03/22 22:40	75-09-2	
Methyl-tert-butyl ether	ND	ug/L	0.50	0.42	1		06/03/22 22:40	1634-04-4	
Naphthalene	ND	ug/L	2.0	0.64	1		06/03/22 22:40	91-20-3	
n-Propylbenzene	ND	ug/L	0.50	0.34	1		06/03/22 22:40	103-65-1	
Styrene	ND	ug/L	0.50	0.29	1		06/03/22 22:40	100-42-5	
1,1,1,2-Tetrachloroethane	ND	ug/L	0.50	0.31	1		06/03/22 22:40	630-20-6	
1,1,2,2-Tetrachloroethane	ND	ug/L	0.50	0.22	1		06/03/22 22:40	79-34-5	
Tetrachloroethene	ND	ug/L	0.50	0.29	1		06/03/22 22:40	127-18-4	
Toluene	ND	ug/L	0.50	0.48	1		06/03/22 22:40	108-88-3	
1,2,3-Trichlorobenzene	ND	ug/L	2.0	0.81	1		06/03/22 22:40	87-61-6	
1,2,4-Trichlorobenzene	ND	ug/L	2.0	0.64	1		06/03/22 22:40	120-82-1	
1,1,1-Trichloroethane	ND	ug/L	0.50	0.33	1		06/03/22 22:40	71-55-6	
1,1,2-Trichloroethane	ND	ug/L	0.50	0.32	1		06/03/22 22:40	79-00-5	
Trichloroethene	ND	ug/L	0.50	0.38	1		06/03/22 22:40	79-01-6	
Trichlorofluoromethane	ND	ug/L	1.0	0.30	1		06/03/22 22:40	75-69-4	
1,2,3-Trichloropropane	ND	ug/L	0.50	0.26	1		06/03/22 22:40	96-18-4	
1,2,4-Trimethylbenzene	ND	ug/L	0.50	0.50	1		06/03/22 22:40	95-63-6	
1,3,5-Trimethylbenzene	ND	ug/L	0.50	0.33	1		06/03/22 22:40	108-67-8	
Vinyl chloride	ND	ug/L	1.0	0.39	1		06/03/22 22:40	75-01-4	
m&p-Xylene	ND	ug/L	1.0	0.71	1		06/03/22 22:40	179601-23-1	
o-Xylene	ND	ug/L	0.50	0.34	1		06/03/22 22:40	95-47-6	
Surrogates									
1,2-Dichloroethane-d4 (S)	103	%	70-130		1		06/03/22 22:40	17060-07-0	
4-Bromofluorobenzene (S)	94	%	70-130		1		06/03/22 22:40	460-00-4	
Toluene-d8 (S)	98	%	70-130		1		06/03/22 22:40	2037-26-5	

REPORT OF LABORATORY ANALYSIS

This report shall not be reproduced, except in full,
without the written consent of Pace Analytical Services, LLC.

Pace Analytical Services, LLC
9800 Kincey Ave. Suite 100
Huntersville, NC 28078
(704)875-9092

ANALYTICAL RESULTS

Project: CPC Huntersville 60639876
Pace Project No.: 92607411

Sample: EB-2-20220601 **Lab ID: 92607411005** Collected: 06/01/22 15:15 Received: 06/01/22 16:30 Matrix: Water

Parameters	Results	Units	Report Limit	MDL	DF	Prepared	Analyzed	CAS No.	Qual
VPH NC Water	Analytical Method: MADEP VPH Pace Analytical Services - Charlotte								
Total VPH (C5-C12)	ND	ug/L	50.0	50.0	1		06/04/22 00:54		N2
Aliphatic (C05-C08)	ND	ug/L	50.0	50.0	1		06/04/22 00:54		N2
Aliphatic(C09-C12) Adjusted	ND	ug/L	50.0	50.0	1		06/04/22 00:54		N2
Aromatic (C09-C10)	ND	ug/L	50.0	50.0	1		06/04/22 00:54		N2
Surrogates									
4-Bromofluorobenzene (FID) (S)	100	%	70-130		1		06/04/22 00:54	460-00-4	
4-Bromofluorobenzene (PID) (S)	80	%	70-130		1		06/04/22 00:54	460-00-4	
6020 MET ICPMS	Analytical Method: EPA 6020B Preparation Method: EPA 3005A Pace Analytical Services - Peachtree Corners, GA								
Lead	ND	ug/L	5.0	0.89	1	06/02/22 14:26	06/03/22 20:32	7439-92-1	
6200B MSV	Analytical Method: SM 6200B Pace Analytical Services - Charlotte								
Benzene	ND	ug/L	0.50	0.34	1		06/03/22 21:27	71-43-2	
Bromobenzene	ND	ug/L	0.50	0.29	1		06/03/22 21:27	108-86-1	
Bromochloromethane	ND	ug/L	0.50	0.47	1		06/03/22 21:27	74-97-5	
Bromodichloromethane	ND	ug/L	0.50	0.31	1		06/03/22 21:27	75-27-4	
Bromoform	ND	ug/L	0.50	0.34	1		06/03/22 21:27	75-25-2	
Bromomethane	ND	ug/L	5.0	1.7	1		06/03/22 21:27	74-83-9	
n-Butylbenzene	ND	ug/L	0.50	0.49	1		06/03/22 21:27	104-51-8	
sec-Butylbenzene	ND	ug/L	0.50	0.40	1		06/03/22 21:27	135-98-8	
tert-Butylbenzene	ND	ug/L	0.50	0.32	1		06/03/22 21:27	98-06-6	
Carbon tetrachloride	ND	ug/L	0.50	0.33	1		06/03/22 21:27	56-23-5	
Chlorobenzene	ND	ug/L	0.50	0.28	1		06/03/22 21:27	108-90-7	
Chloroethane	ND	ug/L	1.0	0.65	1		06/03/22 21:27	75-00-3	
Chloroform	ND	ug/L	0.50	0.43	1		06/03/22 21:27	67-66-3	
Chloromethane	ND	ug/L	1.0	0.54	1		06/03/22 21:27	74-87-3	
2-Chlorotoluene	ND	ug/L	0.50	0.32	1		06/03/22 21:27	95-49-8	
4-Chlorotoluene	ND	ug/L	0.50	0.32	1		06/03/22 21:27	106-43-4	
1,2-Dibromo-3-chloropropane	ND	ug/L	1.0	0.34	1		06/03/22 21:27	96-12-8	
Dibromochloromethane	ND	ug/L	0.50	0.36	1		06/03/22 21:27	124-48-1	
1,2-Dibromoethane (EDB)	ND	ug/L	0.50	0.27	1		06/03/22 21:27	106-93-4	
Dibromomethane	ND	ug/L	0.50	0.39	1		06/03/22 21:27	74-95-3	
1,2-Dichlorobenzene	ND	ug/L	0.50	0.34	1		06/03/22 21:27	95-50-1	
1,3-Dichlorobenzene	ND	ug/L	0.50	0.34	1		06/03/22 21:27	541-73-1	
1,4-Dichlorobenzene	ND	ug/L	0.50	0.33	1		06/03/22 21:27	106-46-7	
Dichlorodifluoromethane	ND	ug/L	0.50	0.35	1		06/03/22 21:27	75-71-8	
1,1-Dichloroethane	ND	ug/L	0.50	0.37	1		06/03/22 21:27	75-34-3	
1,2-Dichloroethane	ND	ug/L	0.50	0.32	1		06/03/22 21:27	107-06-2	
1,1-Dichloroethene	ND	ug/L	0.50	0.35	1		06/03/22 21:27	75-35-4	
cis-1,2-Dichloroethene	ND	ug/L	0.50	0.38	1		06/03/22 21:27	156-59-2	
trans-1,2-Dichloroethene	ND	ug/L	0.50	0.40	1		06/03/22 21:27	156-60-5	
1,2-Dichloropropane	ND	ug/L	0.50	0.36	1		06/03/22 21:27	78-87-5	
1,3-Dichloropropane	ND	ug/L	0.50	0.28	1		06/03/22 21:27	142-28-9	

REPORT OF LABORATORY ANALYSIS

This report shall not be reproduced, except in full,
without the written consent of Pace Analytical Services, LLC.

Pace Analytical Services, LLC
9800 Kincey Ave. Suite 100
Huntersville, NC 28078
(704)875-9092

ANALYTICAL RESULTS

Project: CPC Huntersville 60639876
Pace Project No.: 92607411

Sample: EB-2-20220601 **Lab ID: 92607411005** Collected: 06/01/22 15:15 Received: 06/01/22 16:30 Matrix: Water

Parameters	Results	Units	Report Limit	MDL	DF	Prepared	Analyzed	CAS No.	Qual
6200B MSV	Analytical Method: SM 6200B Pace Analytical Services - Charlotte								
2,2-Dichloropropane	ND	ug/L	0.50	0.39	1		06/03/22 21:27	594-20-7	
1,1-Dichloropropene	ND	ug/L	0.50	0.43	1		06/03/22 21:27	563-58-6	
cis-1,3-Dichloropropene	ND	ug/L	0.50	0.36	1		06/03/22 21:27	10061-01-5	
trans-1,3-Dichloropropene	ND	ug/L	0.50	0.36	1		06/03/22 21:27	10061-02-6	
Diisopropyl ether	ND	ug/L	0.50	0.31	1		06/03/22 21:27	108-20-3	
Ethylbenzene	ND	ug/L	0.50	0.30	1		06/03/22 21:27	100-41-4	
Hexachloro-1,3-butadiene	ND	ug/L	2.0	1.5	1		06/03/22 21:27	87-68-3	
Isopropylbenzene (Cumene)	ND	ug/L	0.50	0.33	1		06/03/22 21:27	98-82-8	
Methylene Chloride	**7.4**	ug/L	2.0	2.0	1		06/03/22 21:27	75-09-2	C9
Methyl-tert-butyl ether	ND	ug/L	0.50	0.42	1		06/03/22 21:27	1634-04-4	
Naphthalene	ND	ug/L	2.0	0.64	1		06/03/22 21:27	91-20-3	
n-Propylbenzene	ND	ug/L	0.50	0.34	1		06/03/22 21:27	103-65-1	
Styrene	ND	ug/L	0.50	0.29	1		06/03/22 21:27	100-42-5	
1,1,1,2-Tetrachloroethane	ND	ug/L	0.50	0.31	1		06/03/22 21:27	630-20-6	
1,1,2,2-Tetrachloroethane	ND	ug/L	0.50	0.22	1		06/03/22 21:27	79-34-5	
Tetrachloroethene	ND	ug/L	0.50	0.29	1		06/03/22 21:27	127-18-4	
Toluene	ND	ug/L	0.50	0.48	1		06/03/22 21:27	108-88-3	
1,2,3-Trichlorobenzene	ND	ug/L	2.0	0.81	1		06/03/22 21:27	87-61-6	
1,2,4-Trichlorobenzene	ND	ug/L	2.0	0.64	1		06/03/22 21:27	120-82-1	
1,1,1-Trichloroethane	ND	ug/L	0.50	0.33	1		06/03/22 21:27	71-55-6	
1,1,2-Trichloroethane	ND	ug/L	0.50	0.32	1		06/03/22 21:27	79-00-5	
Trichloroethene	ND	ug/L	0.50	0.38	1		06/03/22 21:27	79-01-6	
Trichlorofluoromethane	ND	ug/L	1.0	0.30	1		06/03/22 21:27	75-69-4	
1,2,3-Trichloropropane	ND	ug/L	0.50	0.26	1		06/03/22 21:27	96-18-4	
1,2,4-Trimethylbenzene	ND	ug/L	0.50	0.50	1		06/03/22 21:27	95-63-6	
1,3,5-Trimethylbenzene	ND	ug/L	0.50	0.33	1		06/03/22 21:27	108-67-8	
Vinyl chloride	ND	ug/L	1.0	0.39	1		06/03/22 21:27	75-01-4	
m&p-Xylene	ND	ug/L	1.0	0.71	1		06/03/22 21:27	179601-23-1	
o-Xylene	ND	ug/L	0.50	0.34	1		06/03/22 21:27	95-47-6	
Surrogates									
1,2-Dichloroethane-d4 (S)	101	%	70-130		1		06/03/22 21:27	17060-07-0	
4-Bromofluorobenzene (S)	95	%	70-130		1		06/03/22 21:27	460-00-4	
Toluene-d8 (S)	99	%	70-130		1		06/03/22 21:27	2037-26-5	

REPORT OF LABORATORY ANALYSIS

This report shall not be reproduced, except in full,
without the written consent of Pace Analytical Services, LLC.

Pace Analytical Services, LLC
9800 Kincey Ave. Suite 100
Huntersville, NC 28078
(704)875-9092

ANALYTICAL RESULTS

Project: CPC Huntersville 60639876
Pace Project No.: 92607411

Sample: FB-2-20220601 **Lab ID: 92607411006** Collected: 06/01/22 15:15 Received: 06/01/22 16:30 Matrix: Water

Parameters	Results	Units	Report Limit	MDL	DF	Prepared	Analyzed	CAS No.	Qual
VPH NC Water	Analytical Method: MADEP VPH Pace Analytical Services - Charlotte								
Total VPH (C5-C12)	ND	ug/L	50.0	50.0	1		06/04/22 01:23		N2
Aliphatic (C05-C08)	ND	ug/L	50.0	50.0	1		06/04/22 01:23		N2
Aliphatic(C09-C12) Adjusted	ND	ug/L	50.0	50.0	1		06/04/22 01:23		N2
Aromatic (C09-C10)	ND	ug/L	50.0	50.0	1		06/04/22 01:23		N2
Surrogates									
4-Bromofluorobenzene (FID) (S)	101	%	70-130		1		06/04/22 01:23	460-00-4	
4-Bromofluorobenzene (PID) (S)	80	%	70-130		1		06/04/22 01:23	460-00-4	
6200B MSV	Analytical Method: SM 6200B Pace Analytical Services - Charlotte								
Benzene	ND	ug/L	0.50	0.34	1		06/02/22 15:46	71-43-2	
Bromobenzene	ND	ug/L	0.50	0.29	1		06/02/22 15:46	108-86-1	
Bromochloromethane	ND	ug/L	0.50	0.47	1		06/02/22 15:46	74-97-5	
Bromodichloromethane	ND	ug/L	0.50	0.31	1		06/02/22 15:46	75-27-4	
Bromoform	ND	ug/L	0.50	0.34	1		06/02/22 15:46	75-25-2	
Bromomethane	ND	ug/L	5.0	1.7	1		06/02/22 15:46	74-83-9	
n-Butylbenzene	ND	ug/L	0.50	0.49	1		06/02/22 15:46	104-51-8	
sec-Butylbenzene	ND	ug/L	0.50	0.40	1		06/02/22 15:46	135-98-8	
tert-Butylbenzene	ND	ug/L	0.50	0.32	1		06/02/22 15:46	98-06-6	
Carbon tetrachloride	ND	ug/L	0.50	0.33	1		06/02/22 15:46	56-23-5	
Chlorobenzene	ND	ug/L	0.50	0.28	1		06/02/22 15:46	108-90-7	
Chloroethane	ND	ug/L	1.0	0.65	1		06/02/22 15:46	75-00-3	
Chloroform	ND	ug/L	0.50	0.43	1		06/02/22 15:46	67-66-3	
Chloromethane	ND	ug/L	1.0	0.54	1		06/02/22 15:46	74-87-3	
2-Chlorotoluene	ND	ug/L	0.50	0.32	1		06/02/22 15:46	95-49-8	
4-Chlorotoluene	ND	ug/L	0.50	0.32	1		06/02/22 15:46	106-43-4	
1,2-Dibromo-3-chloropropane	ND	ug/L	1.0	0.34	1		06/02/22 15:46	96-12-8	
Dibromochloromethane	ND	ug/L	0.50	0.36	1		06/02/22 15:46	124-48-1	
1,2-Dibromoethane (EDB)	ND	ug/L	0.50	0.27	1		06/02/22 15:46	106-93-4	
Dibromomethane	ND	ug/L	0.50	0.39	1		06/02/22 15:46	74-95-3	
1,2-Dichlorobenzene	ND	ug/L	0.50	0.34	1		06/02/22 15:46	95-50-1	
1,3-Dichlorobenzene	ND	ug/L	0.50	0.34	1		06/02/22 15:46	541-73-1	
1,4-Dichlorobenzene	ND	ug/L	0.50	0.33	1		06/02/22 15:46	106-46-7	
Dichlorodifluoromethane	ND	ug/L	0.50	0.35	1		06/02/22 15:46	75-71-8	
1,1-Dichloroethane	ND	ug/L	0.50	0.37	1		06/02/22 15:46	75-34-3	
1,2-Dichloroethane	ND	ug/L	0.50	0.32	1		06/02/22 15:46	107-06-2	
1,1-Dichloroethene	ND	ug/L	0.50	0.35	1		06/02/22 15:46	75-35-4	
cis-1,2-Dichloroethene	ND	ug/L	0.50	0.38	1		06/02/22 15:46	156-59-2	
trans-1,2-Dichloroethene	ND	ug/L	0.50	0.40	1		06/02/22 15:46	156-60-5	
1,2-Dichloropropane	ND	ug/L	0.50	0.36	1		06/02/22 15:46	78-87-5	
1,3-Dichloropropane	ND	ug/L	0.50	0.28	1		06/02/22 15:46	142-28-9	
2,2-Dichloropropane	ND	ug/L	0.50	0.39	1		06/02/22 15:46	594-20-7	
1,1-Dichloropropene	ND	ug/L	0.50	0.43	1		06/02/22 15:46	563-58-6	
cis-1,3-Dichloropropene	ND	ug/L	0.50	0.36	1		06/02/22 15:46	10061-01-5	
trans-1,3-Dichloropropene	ND	ug/L	0.50	0.36	1		06/02/22 15:46	10061-02-6	

REPORT OF LABORATORY ANALYSIS

This report shall not be reproduced, except in full,
without the written consent of Pace Analytical Services, LLC.

Pace Analytical Services, LLC
9800 Kincey Ave. Suite 100
Huntersville, NC 28078
(704)875-9092

ANALYTICAL RESULTS

Project: CPC Huntersville 60639876
Pace Project No.: 92607411

Sample: FB-2-20220601 **Lab ID: 92607411006** Collected: 06/01/22 15:15 Received: 06/01/22 16:30 Matrix: Water

Parameters	Results	Units	Report Limit	MDL	DF	Prepared	Analyzed	CAS No.	Qual
6200B MSV	Analytical Method: SM 6200B Pace Analytical Services - Charlotte								
Diisopropyl ether	ND	ug/L	0.50	0.31	1		06/02/22 15:46	108-20-3	
Ethylbenzene	ND	ug/L	0.50	0.30	1		06/02/22 15:46	100-41-4	
Hexachloro-1,3-butadiene	ND	ug/L	2.0	1.5	1		06/02/22 15:46	87-68-3	
Isopropylbenzene (Cumene)	ND	ug/L	0.50	0.33	1		06/02/22 15:46	98-82-8	
Methylene Chloride	ND	ug/L	2.0	2.0	1		06/02/22 15:46	75-09-2	
Methyl-tert-butyl ether	ND	ug/L	0.50	0.42	1		06/02/22 15:46	1634-04-4	
Naphthalene	ND	ug/L	2.0	0.64	1		06/02/22 15:46	91-20-3	
n-Propylbenzene	ND	ug/L	0.50	0.34	1		06/02/22 15:46	103-65-1	
Styrene	ND	ug/L	0.50	0.29	1		06/02/22 15:46	100-42-5	
1,1,1,2-Tetrachloroethane	ND	ug/L	0.50	0.31	1		06/02/22 15:46	630-20-6	
1,1,2,2-Tetrachloroethane	ND	ug/L	0.50	0.22	1		06/02/22 15:46	79-34-5	
Tetrachloroethene	ND	ug/L	0.50	0.29	1		06/02/22 15:46	127-18-4	
Toluene	ND	ug/L	0.50	0.48	1		06/02/22 15:46	108-88-3	
1,2,3-Trichlorobenzene	ND	ug/L	2.0	0.81	1		06/02/22 15:46	87-61-6	
1,2,4-Trichlorobenzene	ND	ug/L	2.0	0.64	1		06/02/22 15:46	120-82-1	
1,1,1-Trichloroethane	ND	ug/L	0.50	0.33	1		06/02/22 15:46	71-55-6	
1,1,2-Trichloroethane	ND	ug/L	0.50	0.32	1		06/02/22 15:46	79-00-5	
Trichloroethene	ND	ug/L	0.50	0.38	1		06/02/22 15:46	79-01-6	
Trichlorofluoromethane	ND	ug/L	1.0	0.30	1		06/02/22 15:46	75-69-4	
1,2,3-Trichloropropane	ND	ug/L	0.50	0.26	1		06/02/22 15:46	96-18-4	
1,2,4-Trimethylbenzene	ND	ug/L	0.50	0.50	1		06/02/22 15:46	95-63-6	
1,3,5-Trimethylbenzene	ND	ug/L	0.50	0.33	1		06/02/22 15:46	108-67-8	
Vinyl chloride	ND	ug/L	1.0	0.39	1		06/02/22 15:46	75-01-4	
m&p-Xylene	ND	ug/L	1.0	0.71	1		06/02/22 15:46	179601-23-1	
o-Xylene	ND	ug/L	0.50	0.34	1		06/02/22 15:46	95-47-6	
Surrogates									
1,2-Dichloroethane-d4 (S)	93	%	70-130		1		06/02/22 15:46	17060-07-0	
4-Bromofluorobenzene (S)	98	%	70-130		1		06/02/22 15:46	460-00-4	
Toluene-d8 (S)	103	%	70-130		1		06/02/22 15:46	2037-26-5	

REPORT OF LABORATORY ANALYSIS

This report shall not be reproduced, except in full,
without the written consent of Pace Analytical Services, LLC.

Pace Analytical Services, LLC
9800 Kincey Ave. Suite 100
Huntersville, NC 28078
(704)875-9092

ANALYTICAL RESULTS

Project: CPC Huntersville 60639876
Pace Project No.: 92607411

Sample: TRIP BLANK **Lab ID: 92607411007** Collected: 06/01/22 00:00 Received: 06/01/22 16:30 Matrix: Water

Parameters	Results	Units	Report Limit	MDL	DF	Prepared	Analyzed	CAS No.	Qual
6200B MSV	Analytical Method: SM 6200B Pace Analytical Services - Charlotte								
Benzene	ND	ug/L	0.50	0.34	1		06/02/22 13:58	71-43-2	
Bromobenzene	ND	ug/L	0.50	0.29	1		06/02/22 13:58	108-86-1	
Bromochloromethane	ND	ug/L	0.50	0.47	1		06/02/22 13:58	74-97-5	
Bromodichloromethane	ND	ug/L	0.50	0.31	1		06/02/22 13:58	75-27-4	
Bromoform	ND	ug/L	0.50	0.34	1		06/02/22 13:58	75-25-2	
Bromomethane	ND	ug/L	5.0	1.7	1		06/02/22 13:58	74-83-9	
n-Butylbenzene	ND	ug/L	0.50	0.49	1		06/02/22 13:58	104-51-8	
sec-Butylbenzene	ND	ug/L	0.50	0.40	1		06/02/22 13:58	135-98-8	
tert-Butylbenzene	ND	ug/L	0.50	0.32	1		06/02/22 13:58	98-06-6	
Carbon tetrachloride	ND	ug/L	0.50	0.33	1		06/02/22 13:58	56-23-5	
Chlorobenzene	ND	ug/L	0.50	0.28	1		06/02/22 13:58	108-90-7	
Chloroethane	ND	ug/L	1.0	0.65	1		06/02/22 13:58	75-00-3	
Chloroform	ND	ug/L	0.50	0.43	1		06/02/22 13:58	67-66-3	
Chloromethane	ND	ug/L	1.0	0.54	1		06/02/22 13:58	74-87-3	
2-Chlorotoluene	ND	ug/L	0.50	0.32	1		06/02/22 13:58	95-49-8	
4-Chlorotoluene	ND	ug/L	0.50	0.32	1		06/02/22 13:58	106-43-4	
1,2-Dibromo-3-chloropropane	ND	ug/L	1.0	0.34	1		06/02/22 13:58	96-12-8	
Dibromochloromethane	ND	ug/L	0.50	0.36	1		06/02/22 13:58	124-48-1	
1,2-Dibromoethane (EDB)	ND	ug/L	0.50	0.27	1		06/02/22 13:58	106-93-4	
Dibromomethane	ND	ug/L	0.50	0.39	1		06/02/22 13:58	74-95-3	
1,2-Dichlorobenzene	ND	ug/L	0.50	0.34	1		06/02/22 13:58	95-50-1	
1,3-Dichlorobenzene	ND	ug/L	0.50	0.34	1		06/02/22 13:58	541-73-1	
1,4-Dichlorobenzene	ND	ug/L	0.50	0.33	1		06/02/22 13:58	106-46-7	
Dichlorodifluoromethane	ND	ug/L	0.50	0.35	1		06/02/22 13:58	75-71-8	
1,1-Dichloroethane	ND	ug/L	0.50	0.37	1		06/02/22 13:58	75-34-3	
1,2-Dichloroethane	ND	ug/L	0.50	0.32	1		06/02/22 13:58	107-06-2	
1,1-Dichloroethene	ND	ug/L	0.50	0.35	1		06/02/22 13:58	75-35-4	
cis-1,2-Dichloroethene	ND	ug/L	0.50	0.38	1		06/02/22 13:58	156-59-2	
trans-1,2-Dichloroethene	ND	ug/L	0.50	0.40	1		06/02/22 13:58	156-60-5	
1,2-Dichloropropane	ND	ug/L	0.50	0.36	1		06/02/22 13:58	78-87-5	
1,3-Dichloropropane	ND	ug/L	0.50	0.28	1		06/02/22 13:58	142-28-9	
2,2-Dichloropropane	ND	ug/L	0.50	0.39	1		06/02/22 13:58	594-20-7	
1,1-Dichloropropene	ND	ug/L	0.50	0.43	1		06/02/22 13:58	563-58-6	
cis-1,3-Dichloropropene	ND	ug/L	0.50	0.36	1		06/02/22 13:58	10061-01-5	
trans-1,3-Dichloropropene	ND	ug/L	0.50	0.36	1		06/02/22 13:58	10061-02-6	
Diisopropyl ether	ND	ug/L	0.50	0.31	1		06/02/22 13:58	108-20-3	
Ethylbenzene	ND	ug/L	0.50	0.30	1		06/02/22 13:58	100-41-4	
Hexachloro-1,3-butadiene	ND	ug/L	2.0	1.5	1		06/02/22 13:58	87-68-3	
Isopropylbenzene (Cumene)	ND	ug/L	0.50	0.33	1		06/02/22 13:58	98-82-8	
Methylene Chloride	ND	ug/L	2.0	2.0	1		06/02/22 13:58	75-09-2	
Methyl-tert-butyl ether	ND	ug/L	0.50	0.42	1		06/02/22 13:58	1634-04-4	
Naphthalene	ND	ug/L	2.0	0.64	1		06/02/22 13:58	91-20-3	
n-Propylbenzene	ND	ug/L	0.50	0.34	1		06/02/22 13:58	103-65-1	
Styrene	ND	ug/L	0.50	0.29	1		06/02/22 13:58	100-42-5	
1,1,1,2-Tetrachloroethane	ND	ug/L	0.50	0.31	1		06/02/22 13:58	630-20-6	

REPORT OF LABORATORY ANALYSIS

This report shall not be reproduced, except in full,
without the written consent of Pace Analytical Services, LLC.

Pace Analytical Services, LLC
9800 Kincey Ave. Suite 100
Huntersville, NC 28078
(704)875-9092

ANALYTICAL RESULTS

Project: CPC Huntersville 60639876
Pace Project No.: 92607411

Sample: TRIP BLANK **Lab ID: 92607411007** Collected: 06/01/22 00:00 Received: 06/01/22 16:30 Matrix: Water

Parameters	Results	Units	Report Limit	MDL	DF	Prepared	Analyzed	CAS No.	Qual
6200B MSV	Analytical Method: SM 6200B Pace Analytical Services - Charlotte								
1,1,2,2-Tetrachloroethane	ND	ug/L	0.50	0.22	1		06/02/22 13:58	79-34-5	
Tetrachloroethene	ND	ug/L	0.50	0.29	1		06/02/22 13:58	127-18-4	
Toluene	ND	ug/L	0.50	0.48	1		06/02/22 13:58	108-88-3	
1,2,3-Trichlorobenzene	ND	ug/L	2.0	0.81	1		06/02/22 13:58	87-61-6	
1,2,4-Trichlorobenzene	ND	ug/L	2.0	0.64	1		06/02/22 13:58	120-82-1	
1,1,1-Trichloroethane	ND	ug/L	0.50	0.33	1		06/02/22 13:58	71-55-6	
1,1,2-Trichloroethane	ND	ug/L	0.50	0.32	1		06/02/22 13:58	79-00-5	
Trichloroethene	ND	ug/L	0.50	0.38	1		06/02/22 13:58	79-01-6	
Trichlorofluoromethane	ND	ug/L	1.0	0.30	1		06/02/22 13:58	75-69-4	
1,2,3-Trichloropropane	ND	ug/L	0.50	0.26	1		06/02/22 13:58	96-18-4	
1,2,4-Trimethylbenzene	ND	ug/L	0.50	0.50	1		06/02/22 13:58	95-63-6	
1,3,5-Trimethylbenzene	ND	ug/L	0.50	0.33	1		06/02/22 13:58	108-67-8	
Vinyl chloride	ND	ug/L	1.0	0.39	1		06/02/22 13:58	75-01-4	
m&p-Xylene	ND	ug/L	1.0	0.71	1		06/02/22 13:58	179601-23-1	
o-Xylene	ND	ug/L	0.50	0.34	1		06/02/22 13:58	95-47-6	
Surrogates									
1,2-Dichloroethane-d4 (S)	92	%	70-130		1		06/02/22 13:58	17060-07-0	
4-Bromofluorobenzene (S)	97	%	70-130		1		06/02/22 13:58	460-00-4	
Toluene-d8 (S)	105	%	70-130		1		06/02/22 13:58	2037-26-5	

REPORT OF LABORATORY ANALYSIS

This report shall not be reproduced, except in full,
without the written consent of Pace Analytical Services, LLC.

Pace Analytical Services, LLC
9800 Kincey Ave. Suite 100
Huntersville, NC 28078
(704)875-9092

QUALITY CONTROL DATA

Project: CPC Huntersville 60639876
Pace Project No.: 92607411

QC Batch: 702280 | Analysis Method: MADEP VPH
QC Batch Method: MADEP VPH | Analysis Description: VPH NC Water
Laboratory: Pace Analytical Services - Charlotte
Associated Lab Samples: 92607411001, 92607411002, 92607411003, 92607411004, 92607411005, 92607411006

METHOD BLANK: 3665300 Matrix: Water
Associated Lab Samples: 92607411001, 92607411002, 92607411003, 92607411004, 92607411005, 92607411006

Parameter	Units	Blank Result	Reporting Limit	MDL	Analyzed	Qualifiers
Aliphatic (C05-C08)	ug/L	ND	50.0	50.0	06/04/22 06:40	N2
Aromatic (C09-C10)	ug/L	ND	50.0	50.0	06/04/22 06:40	N2
4-Bromofluorobenzene (FID) (S)	%	97	70-130		06/04/22 06:40	
4-Bromofluorobenzene (PID) (S)	%	79	70-130		06/04/22 06:40	

LABORATORY CONTROL SAMPLE & LCSD: 3665301 3665302

Parameter	Units	Spike Conc.	LCS Result	LCSD Result	LCS % Rec	LCSD % Rec	% Rec Limits	RPD	Max RPD	Qualifiers
Aliphatic (C05-C08)	ug/L	300	360	342	120	114	70-130	5	25	N2
Aromatic (C09-C10)	ug/L	100	96.4	92.9	96	93	70-130	4	25	N2
4-Bromofluorobenzene (FID) (S)	%				103	102	70-130			
4-Bromofluorobenzene (PID) (S)	%				83	82	70-130			

Results presented on this page are in the units indicated by the "Units" column except where an alternate unit is presented to the right of the result.

REPORT OF LABORATORY ANALYSIS

This report shall not be reproduced, except in full,
without the written consent of Pace Analytical Services, LLC.

Pace Analytical Services, LLC
9800 Kincey Ave. Suite 100
Huntersville, NC 28078
(704)875-9092

QUALITY CONTROL DATA

Project: CPC Huntersville 60639876
Pace Project No.: 92607411

QC Batch: 701874
QC Batch Method: EPA 3005A
Analysis Method: EPA 6020B
Analysis Description: 6020 MET
Laboratory: Pace Analytical Services - Peachtree Corners, GA
Associated Lab Samples: 92607411002

METHOD BLANK: 3663156 Matrix: Water
Associated Lab Samples: 92607411002

Parameter	Units	Blank Result	Reporting Limit	MDL	Analyzed	Qualifiers
Lead	ug/L	ND	5.0	0.89	06/03/22 15:30	

LABORATORY CONTROL SAMPLE: 3663157

Parameter	Units	Spike Conc.	LCS Result	LCS % Rec	% Rec Limits	Qualifiers
Lead	ug/L	100	94.7	95	80-120	

MATRIX SPIKE & MATRIX SPIKE DUPLICATE: 3663158 3663159

Parameter	Units	92607183002 Result	MS Spike Conc.	MSD Spike Conc.	MS Result	MSD Result	MS % Rec	MSD % Rec	% Rec Limits	RPD	Max RPD	Qual
Lead	ug/L	1.3J	100	100	96.9	105	96	103	75-125	8	20	

Results presented on this page are in the units indicated by the "Units" column except where an alternate unit is presented to the right of the result.

REPORT OF LABORATORY ANALYSIS

This report shall not be reproduced, except in full,
without the written consent of Pace Analytical Services, LLC.

Pace Analytical Services, LLC
9800 Kincey Ave. Suite 100
Huntersville, NC 28078
(704)875-9092

QUALITY CONTROL DATA

Project: CPC Huntersville 60639876
Pace Project No.: 92607411

QC Batch: 701895 — Analysis Method: EPA 6020B
QC Batch Method: EPA 3005A — Analysis Description: 6020 MET
Laboratory: Pace Analytical Services - Peachtree Corners, GA
Associated Lab Samples: 92607411001, 92607411003, 92607411004, 92607411005

METHOD BLANK: 3663238 Matrix: Water
Associated Lab Samples: 92607411001, 92607411003, 92607411004, 92607411005

Parameter	Units	Blank Result	Reporting Limit	MDL	Analyzed	Qualifiers
Lead	ug/L	ND	5.0	0.89	06/03/22 19:15	

LABORATORY CONTROL SAMPLE: 3663239

Parameter	Units	Spike Conc.	LCS Result	LCS % Rec	% Rec Limits	Qualifiers
Lead	ug/L	100	96.2	96	80-120	

MATRIX SPIKE & MATRIX SPIKE DUPLICATE: 3663240 3663241

Parameter	Units	92607409007 Result	MS Spike Conc.	MSD Spike Conc.	MS Result	MSD Result	MS % Rec	MSD % Rec	% Rec Limits	RPD	Max RPD	Qual
Lead	ug/L	9.2	100	100	108	106	99	97	75-125	2	20	

Results presented on this page are in the units indicated by the "Units" column except where an alternate unit is presented to the right of the result.

REPORT OF LABORATORY ANALYSIS

This report shall not be reproduced, except in full,
without the written consent of Pace Analytical Services, LLC.

Pace Analytical Services, LLC
9800 Kincey Ave. Suite 100
Huntersville, NC 28078
(704)875-9092

QUALITY CONTROL DATA

Project: CPC Huntersville 60639876
Pace Project No.: 92607411

QC Batch: 701746
QC Batch Method: SM 6200B
Analysis Method: SM 6200B
Analysis Description: 6200B MSV
Laboratory: Pace Analytical Services - Charlotte
Associated Lab Samples: 92607411006, 92607411007

METHOD BLANK: 3662820 Matrix: Water
Associated Lab Samples: 92607411006, 92607411007

Parameter	Units	Blank Result	Reporting Limit	MDL	Analyzed	Qualifiers
1,1,1,2-Tetrachloroethane	ug/L	ND	0.50	0.31	06/02/22 11:17	
1,1,1-Trichloroethane	ug/L	ND	0.50	0.33	06/02/22 11:17	
1,1,2,2-Tetrachloroethane	ug/L	ND	0.50	0.22	06/02/22 11:17	
1,1,2-Trichloroethane	ug/L	ND	0.50	0.32	06/02/22 11:17	
1,1-Dichloroethane	ug/L	ND	0.50	0.37	06/02/22 11:17	
1,1-Dichloroethene	ug/L	ND	0.50	0.35	06/02/22 11:17	
1,1-Dichloropropene	ug/L	ND	0.50	0.43	06/02/22 11:17	
1,2,3-Trichlorobenzene	ug/L	ND	2.0	0.81	06/02/22 11:17	
1,2,3-Trichloropropane	ug/L	ND	0.50	0.26	06/02/22 11:17	
1,2,4-Trichlorobenzene	ug/L	ND	2.0	0.64	06/02/22 11:17	
1,2,4-Trimethylbenzene	ug/L	ND	0.50	0.50	06/02/22 11:17	
1,2-Dibromo-3-chloropropane	ug/L	ND	1.0	0.34	06/02/22 11:17	
1,2-Dibromoethane (EDB)	ug/L	ND	0.50	0.27	06/02/22 11:17	
1,2-Dichlorobenzene	ug/L	ND	0.50	0.34	06/02/22 11:17	
1,2-Dichloroethane	ug/L	ND	0.50	0.32	06/02/22 11:17	
1,2-Dichloropropane	ug/L	ND	0.50	0.36	06/02/22 11:17	
1,3,5-Trimethylbenzene	ug/L	ND	0.50	0.33	06/02/22 11:17	
1,3-Dichlorobenzene	ug/L	ND	0.50	0.34	06/02/22 11:17	
1,3-Dichloropropane	ug/L	ND	0.50	0.28	06/02/22 11:17	
1,4-Dichlorobenzene	ug/L	ND	0.50	0.33	06/02/22 11:17	
2,2-Dichloropropane	ug/L	ND	0.50	0.39	06/02/22 11:17	
2-Chlorotoluene	ug/L	ND	0.50	0.32	06/02/22 11:17	
4-Chlorotoluene	ug/L	ND	0.50	0.32	06/02/22 11:17	
Benzene	ug/L	ND	0.50	0.34	06/02/22 11:17	
Bromobenzene	ug/L	ND	0.50	0.29	06/02/22 11:17	
Bromochloromethane	ug/L	ND	0.50	0.47	06/02/22 11:17	
Bromodichloromethane	ug/L	ND	0.50	0.31	06/02/22 11:17	
Bromoform	ug/L	ND	0.50	0.34	06/02/22 11:17	
Bromomethane	ug/L	ND	5.0	1.7	06/02/22 11:17	
Carbon tetrachloride	ug/L	ND	0.50	0.33	06/02/22 11:17	
Chlorobenzene	ug/L	ND	0.50	0.28	06/02/22 11:17	
Chloroethane	ug/L	ND	1.0	0.65	06/02/22 11:17	
Chloroform	ug/L	ND	0.50	0.43	06/02/22 11:17	
Chloromethane	ug/L	ND	1.0	0.54	06/02/22 11:17	
cis-1,2-Dichloroethene	ug/L	ND	0.50	0.38	06/02/22 11:17	
cis-1,3-Dichloropropene	ug/L	ND	0.50	0.36	06/02/22 11:17	
Dibromochloromethane	ug/L	ND	0.50	0.36	06/02/22 11:17	
Dibromomethane	ug/L	ND	0.50	0.39	06/02/22 11:17	
Dichlorodifluoromethane	ug/L	ND	0.50	0.35	06/02/22 11:17	
Diisopropyl ether	ug/L	ND	0.50	0.31	06/02/22 11:17	

Results presented on this page are in the units indicated by the "Units" column except where an alternate unit is presented to the right of the result.

REPORT OF LABORATORY ANALYSIS

This report shall not be reproduced, except in full,
without the written consent of Pace Analytical Services, LLC.

Pace Analytical Services, LLC
9800 Kincey Ave. Suite 100
Huntersville, NC 28078
(704)875-9092

QUALITY CONTROL DATA

Project: CPC Huntersville 60639876
Pace Project No.: 92607411

METHOD BLANK: 3662820 Matrix: Water
Associated Lab Samples: 92607411006, 92607411007

Parameter	Units	Blank Result	Reporting Limit	MDL	Analyzed	Qualifiers
Ethylbenzene	ug/L	ND	0.50	0.30	06/02/22 11:17	
Hexachloro-1,3-butadiene	ug/L	ND	2.0	1.5	06/02/22 11:17	
Isopropylbenzene (Cumene)	ug/L	ND	0.50	0.33	06/02/22 11:17	
m&p-Xylene	ug/L	ND	1.0	0.71	06/02/22 11:17	
Methyl-tert-butyl ether	ug/L	ND	0.50	0.42	06/02/22 11:17	
Methylene Chloride	ug/L	ND	2.0	2.0	06/02/22 11:17	
n-Butylbenzene	ug/L	ND	0.50	0.49	06/02/22 11:17	
n-Propylbenzene	ug/L	ND	0.50	0.34	06/02/22 11:17	
Naphthalene	ug/L	ND	2.0	0.64	06/02/22 11:17	
o-Xylene	ug/L	ND	0.50	0.34	06/02/22 11:17	
sec-Butylbenzene	ug/L	ND	0.50	0.40	06/02/22 11:17	
Styrene	ug/L	ND	0.50	0.29	06/02/22 11:17	
tert-Butylbenzene	ug/L	ND	0.50	0.32	06/02/22 11:17	
Tetrachloroethene	ug/L	ND	0.50	0.29	06/02/22 11:17	
Toluene	ug/L	ND	0.50	0.48	06/02/22 11:17	
trans-1,2-Dichloroethene	ug/L	ND	0.50	0.40	06/02/22 11:17	
trans-1,3-Dichloropropene	ug/L	ND	0.50	0.36	06/02/22 11:17	
Trichloroethene	ug/L	ND	0.50	0.38	06/02/22 11:17	
Trichlorofluoromethane	ug/L	ND	1.0	0.30	06/02/22 11:17	
Vinyl chloride	ug/L	ND	1.0	0.39	06/02/22 11:17	
1,2-Dichloroethane-d4 (S)	%	91	70-130		06/02/22 11:17	
4-Bromofluorobenzene (S)	%	99	70-130		06/02/22 11:17	
Toluene-d8 (S)	%	105	70-130		06/02/22 11:17	

LABORATORY CONTROL SAMPLE: 3662821

Parameter	Units	Spike Conc.	LCS Result	LCS % Rec	% Rec Limits	Qualifiers
1,1,1,2-Tetrachloroethane	ug/L	50	48.1	96	60-140	
1,1,1-Trichloroethane	ug/L	50	44.4	89	60-140	
1,1,2,2-Tetrachloroethane	ug/L	50	44.8	90	60-140	
1,1,2-Trichloroethane	ug/L	50	48.3	97	60-140	
1,1-Dichloroethane	ug/L	50	40.0	80	60-140	
1,1-Dichloroethene	ug/L	50	41.1	82	60-140	
1,1-Dichloropropene	ug/L	50	42.9	86	60-140	
1,2,3-Trichlorobenzene	ug/L	50	48.1	96	60-140	
1,2,3-Trichloropropane	ug/L	50	44.6	89	60-140	
1,2,4-Trichlorobenzene	ug/L	50	47.8	96	60-140	
1,2,4-Trimethylbenzene	ug/L	50	46.6	93	60-140	
1,2-Dibromo-3-chloropropane	ug/L	50	41.5	83	60-140	
1,2-Dibromoethane (EDB)	ug/L	50	47.7	95	60-140	
1,2-Dichlorobenzene	ug/L	50	45.9	92	60-140	
1,2-Dichloroethane	ug/L	50	44.1	88	60-140	
1,2-Dichloropropane	ug/L	50	49.5	99	60-140	
1,3,5-Trimethylbenzene	ug/L	50	48.2	96	60-140	

Results presented on this page are in the units indicated by the "Units" column except where an alternate unit is presented to the right of the result.

REPORT OF LABORATORY ANALYSIS

This report shall not be reproduced, except in full,
without the written consent of Pace Analytical Services, LLC.

Pace Analytical Services, LLC
9800 Kincey Ave. Suite 100
Huntersville, NC 28078
(704)875-9092

QUALITY CONTROL DATA

Project: CPC Huntersville 60639876
Pace Project No.: 92607411

LABORATORY CONTROL SAMPLE: 3662821

Parameter	Units	Spike Conc.	LCS Result	LCS % Rec	% Rec Limits	Qualifiers
1,3-Dichlorobenzene	ug/L	50	45.9	92	60-140	
1,3-Dichloropropane	ug/L	50	48.2	96	60-140	
1,4-Dichlorobenzene	ug/L	50	46.1	92	60-140	
2,2-Dichloropropane	ug/L	50	43.8	88	60-140	
2-Chlorotoluene	ug/L	50	44.6	89	60-140	
4-Chlorotoluene	ug/L	50	44.8	90	60-140	
Benzene	ug/L	50	43.2	86	60-140	
Bromobenzene	ug/L	50	44.8	90	60-140	
Bromochloromethane	ug/L	50	39.4	79	60-140	
Bromodichloromethane	ug/L	50	44.2	88	60-140	
Bromoform	ug/L	50	45.6	91	60-140	
Bromomethane	ug/L	50	45.7	91	60-140	
Carbon tetrachloride	ug/L	50	48.6	97	60-140	
Chlorobenzene	ug/L	50	46.0	92	60-140	
Chloroethane	ug/L	50	50.7	101	60-140	
Chloroform	ug/L	50	41.0	82	60-140	
Chloromethane	ug/L	50	38.9	78	60-140	
cis-1,2-Dichloroethene	ug/L	50	42.8	86	60-140	
cis-1,3-Dichloropropene	ug/L	50	49.5	99	60-140	
Dibromochloromethane	ug/L	50	46.9	94	60-140	
Dibromomethane	ug/L	50	43.9	88	60-140	
Dichlorodifluoromethane	ug/L	50	41.9	84	60-140	
Diisopropyl ether	ug/L	50	46.4	93	60-140	
Ethylbenzene	ug/L	50	46.3	93	60-140	
Hexachloro-1,3-butadiene	ug/L	50	52.7	105	60-140	
Isopropylbenzene (Cumene)	ug/L	50	47.5	95	60-140	
m&p-Xylene	ug/L	100	92.7	93	60-140	
Methyl-tert-butyl ether	ug/L	50	42.1	84	60-140	
Methylene Chloride	ug/L	50	40.5	81	60-140	
n-Butylbenzene	ug/L	50	51.2	102	60-140	
n-Propylbenzene	ug/L	50	47.1	94	60-140	
Naphthalene	ug/L	50	48.4	97	60-140	
o-Xylene	ug/L	50	45.5	91	60-140	
sec-Butylbenzene	ug/L	50	49.3	99	60-140	
Styrene	ug/L	50	46.3	93	60-140	
tert-Butylbenzene	ug/L	50	39.5	79	60-140	
Tetrachloroethene	ug/L	50	47.8	96	60-140	
Toluene	ug/L	50	43.7	87	60-140	
trans-1,2-Dichloroethene	ug/L	50	42.2	84	60-140	
trans-1,3-Dichloropropene	ug/L	50	48.7	97	60-140	
Trichloroethene	ug/L	50	51.0	102	60-140	
Trichlorofluoromethane	ug/L	50	47.4	95	60-140	
Vinyl chloride	ug/L	50	43.7	87	60-140	
1,2-Dichloroethane-d4 (S)	%			96	70-130	
4-Bromofluorobenzene (S)	%			97	70-130	
Toluene-d8 (S)	%			97	70-130	

Results presented on this page are in the units indicated by the "Units" column except where an alternate unit is presented to the right of the result.

REPORT OF LABORATORY ANALYSIS

This report shall not be reproduced, except in full,
without the written consent of Pace Analytical Services, LLC.

Pace Analytical Services, LLC
9800 Kincey Ave. Suite 100
Huntersville, NC 28078
(704)875-9092

QUALITY CONTROL DATA

Project: CPC Huntersville 60639876
Pace Project No.: 92607411

MATRIX SPIKE & MATRIX SPIKE DUPLICATE: 3662822 3662823

Parameter	Units	92607409004 Result	MS Spike Conc.	MSD Spike Conc.	MS Result	MSD Result	MS % Rec	MSD % Rec	% Rec Limits	RPD	Max RPD	Qual
1,1,1,2-Tetrachloroethane	ug/L	ND	20	20	19.6	19.9	98	100	60-140	2	30	
1,1,1-Trichloroethane	ug/L	ND	20	20	22.8	22.6	114	113	60-140	1	30	
1,1,2,2-Tetrachloroethane	ug/L	ND	20	20	19.6	19.2	98	96	60-140	2	30	
1,1,2-Trichloroethane	ug/L	ND	20	20	20.4	20.7	102	103	60-140	2	30	
1,1-Dichloroethane	ug/L	ND	20	20	21.4	21.6	107	108	60-140	1	30	
1,1-Dichloroethene	ug/L	ND	20	20	24.1	24.2	120	121	60-140	0	30	
1,1-Dichloropropene	ug/L	ND	20	20	21.1	21.3	105	107	60-140	1	30	
1,2,3-Trichlorobenzene	ug/L	ND	20	20	22.6	21.0	113	105	60-140	8	30	
1,2,3-Trichloropropane	ug/L	ND	20	20	19.2	19.5	96	98	60-140	2	30	
1,2,4-Trichlorobenzene	ug/L	ND	20	20	22.5	21.3	113	107	60-140	6	30	
1,2,4-Trimethylbenzene	ug/L	ND	20	20	19.7	19.9	99	99	60-140	1	30	
1,2-Dibromo-3-chloropropane	ug/L	ND	20	20	17.5	17.0	87	85	60-140	3	30	
1,2-Dibromoethane (EDB)	ug/L	ND	20	20	20.2	20.1	101	100	60-140	1	30	
1,2-Dichlorobenzene	ug/L	ND	20	20	19.3	19.2	97	96	60-140	1	30	
1,2-Dichloroethane	ug/L	ND	20	20	20.7	21.2	103	106	60-140	2	30	
1,2-Dichloropropane	ug/L	ND	20	20	22.9	22.3	115	112	60-140	3	30	
1,3,5-Trimethylbenzene	ug/L	ND	20	20	20.8	20.8	104	104	60-140	0	30	
1,3-Dichlorobenzene	ug/L	ND	20	20	19.7	19.5	98	97	60-140	1	30	
1,3-Dichloropropane	ug/L	ND	20	20	20.5	20.6	102	103	60-140	1	30	
1,4-Dichlorobenzene	ug/L	ND	20	20	19.5	18.9	97	95	60-140	3	30	
2,2-Dichloropropane	ug/L	ND	20	20	22.3	22.4	112	112	60-140	1	30	
2-Chlorotoluene	ug/L	ND	20	20	18.9	19.0	94	95	60-140	1	30	
4-Chlorotoluene	ug/L	ND	20	20	18.8	18.9	94	95	60-140	1	30	
Benzene	ug/L	ND	20	20	21.5	21.2	107	106	60-140	1	30	
Bromobenzene	ug/L	ND	20	20	18.7	18.8	93	94	60-140	0	30	
Bromochloromethane	ug/L	ND	20	20	19.7	19.7	99	98	60-140	0	30	
Bromodichloromethane	ug/L	ND	20	20	19.3	19.2	97	96	60-140	1	30	
Bromoform	ug/L	ND	20	20	18.3	17.9	91	89	60-140	2	30	
Bromomethane	ug/L	ND	20	20	30.2	30.0	151	150	60-140	1	30	M1
Carbon tetrachloride	ug/L	ND	20	20	24.1	23.8	121	119	60-140	1	30	
Chlorobenzene	ug/L	ND	20	20	20.2	20.6	101	103	60-140	2	30	
Chloroethane	ug/L	ND	20	20	29.8	29.8	149	149	60-140	0	30	M1
Chloroform	ug/L	ND	20	20	18.0	18.4	90	92	60-140	2	30	
Chloromethane	ug/L	ND	20	20	24.5	24.1	123	120	60-140	2	30	
cis-1,2-Dichloroethene	ug/L	ND	20	20	21.6	21.8	108	109	60-140	1	30	
cis-1,3-Dichloropropene	ug/L	ND	20	20	21.0	20.8	105	104	60-140	1	30	
Dibromochloromethane	ug/L	ND	20	20	18.9	19.1	95	95	60-140	1	30	
Dibromomethane	ug/L	ND	20	20	20.9	20.6	105	103	60-140	1	30	
Dichlorodifluoromethane	ug/L	ND	20	20	24.1	23.8	120	119	60-140	1	30	
Diisopropyl ether	ug/L	ND	20	20	20.9	21.0	104	105	60-140	1	30	
Ethylbenzene	ug/L	ND	20	20	20.3	20.7	102	104	60-140	2	30	
Hexachloro-1,3-butadiene	ug/L	ND	20	20	30.4	28.4	152	142	60-140	7	30	M1
Isopropylbenzene (Cumene)	ug/L	ND	20	20	20.5	20.8	103	104	60-140	1	30	
m&p-Xylene	ug/L	ND	40	40	40.4	41.5	101	104	60-140	3	30	

Results presented on this page are in the units indicated by the "Units" column except where an alternate unit is presented to the right of the result.

REPORT OF LABORATORY ANALYSIS

This report shall not be reproduced, except in full,
without the written consent of Pace Analytical Services, LLC.

Pace Analytical Services, LLC
9800 Kincey Ave. Suite 100
Huntersville, NC 28078
(704)875-9092

QUALITY CONTROL DATA

Project: CPC Huntersville 60639876
Pace Project No.: 92607411

MATRIX SPIKE & MATRIX SPIKE DUPLICATE: 3662822 3662823

Parameter	Units	92607409004 Result	MS Spike Conc.	MSD Spike Conc.	MS Result	MSD Result	MS % Rec	MSD % Rec	% Rec Limits	RPD	Max RPD	Qual
Methyl-tert-butyl ether	ug/L	ND	20	20	18.8	19.1	94	95	60-140	2	30	
Methylene Chloride	ug/L	ND	20	20	17.2	17.3	86	87	60-140	1	30	
n-Butylbenzene	ug/L	ND	20	20	24.6	23.3	123	116	60-140	5	30	
n-Propylbenzene	ug/L	ND	20	20	20.1	20.3	101	101	60-140	1	30	
Naphthalene	ug/L	ND	20	20	19.6	19.4	98	97	60-140	1	30	
o-Xylene	ug/L	ND	20	20	19.9	20.5	100	103	60-140	3	30	
sec-Butylbenzene	ug/L	ND	20	20	22.8	22.3	114	111	60-140	2	30	
Styrene	ug/L	ND	20	20	19.4	20.1	97	101	60-140	4	30	
tert-Butylbenzene	ug/L	ND	20	20	17.8	17.7	89	88	60-140	1	30	
Tetrachloroethene	ug/L	ND	20	20	21.3	21.8	106	109	60-140	3	30	
Toluene	ug/L	ND	20	20	20.3	20.4	101	102	60-140	1	30	
trans-1,2-Dichloroethene	ug/L	ND	20	20	23.1	22.8	116	114	60-140	2	30	
trans-1,3-Dichloropropene	ug/L	ND	20	20	20.4	20.2	102	101	60-140	1	30	
Trichloroethene	ug/L	ND	20	20	23.8	23.9	119	120	60-140	0	30	
Trichlorofluoromethane	ug/L	ND	20	20	27.6	27.5	138	138	60-140	0	30	
Vinyl chloride	ug/L	ND	20	20	26.3	26.1	131	131	60-140	1	30	
1,2-Dichloroethane-d4 (S)	%						100	101	70-130			
4-Bromofluorobenzene (S)	%						98	97	70-130			
Toluene-d8 (S)	%						98	98	70-130			

Results presented on this page are in the units indicated by the "Units" column except where an alternate unit is presented to the right of the result.

REPORT OF LABORATORY ANALYSIS

This report shall not be reproduced, except in full,
without the written consent of Pace Analytical Services, LLC.

Pace Analytical Services, LLC
9800 Kincey Ave. Suite 100
Huntersville, NC 28078
(704)875-9092

QUALITY CONTROL DATA

Project: CPC Huntersville 60639876
Pace Project No.: 92607411

QC Batch: 701747 | Analysis Method: SM 6200B
QC Batch Method: SM 6200B | Analysis Description: 6200B MSV
Laboratory: Pace Analytical Services - Charlotte
Associated Lab Samples: 92607411001, 92607411002, 92607411003

METHOD BLANK: 3662824 Matrix: Water
Associated Lab Samples: 92607411001, 92607411002, 92607411003

Parameter	Units	Blank Result	Reporting Limit	MDL	Analyzed	Qualifiers
1,1,1,2-Tetrachloroethane	ug/L	ND	0.50	0.31	06/02/22 00:59	
1,1,1-Trichloroethane	ug/L	ND	0.50	0.33	06/02/22 00:59	
1,1,2,2-Tetrachloroethane	ug/L	ND	0.50	0.22	06/02/22 00:59	
1,1,2-Trichloroethane	ug/L	ND	0.50	0.32	06/02/22 00:59	
1,1-Dichloroethane	ug/L	ND	0.50	0.37	06/02/22 00:59	
1,1-Dichloroethene	ug/L	ND	0.50	0.35	06/02/22 00:59	
1,1-Dichloropropene	ug/L	ND	0.50	0.43	06/02/22 00:59	
1,2,3-Trichlorobenzene	ug/L	ND	2.0	0.81	06/02/22 00:59	
1,2,3-Trichloropropane	ug/L	ND	0.50	0.26	06/02/22 00:59	
1,2,4-Trichlorobenzene	ug/L	ND	2.0	0.64	06/02/22 00:59	
1,2,4-Trimethylbenzene	ug/L	ND	0.50	0.50	06/02/22 00:59	
1,2-Dibromo-3-chloropropane	ug/L	ND	1.0	0.34	06/02/22 00:59	
1,2-Dibromoethane (EDB)	ug/L	ND	0.50	0.27	06/02/22 00:59	
1,2-Dichlorobenzene	ug/L	ND	0.50	0.34	06/02/22 00:59	
1,2-Dichloroethane	ug/L	ND	0.50	0.32	06/02/22 00:59	
1,2-Dichloropropane	ug/L	ND	0.50	0.36	06/02/22 00:59	
1,3,5-Trimethylbenzene	ug/L	ND	0.50	0.33	06/02/22 00:59	
1,3-Dichlorobenzene	ug/L	ND	0.50	0.34	06/02/22 00:59	
1,3-Dichloropropane	ug/L	ND	0.50	0.28	06/02/22 00:59	
1,4-Dichlorobenzene	ug/L	ND	0.50	0.33	06/02/22 00:59	
2,2-Dichloropropane	ug/L	ND	0.50	0.39	06/02/22 00:59	
2-Chlorotoluene	ug/L	ND	0.50	0.32	06/02/22 00:59	
4-Chlorotoluene	ug/L	ND	0.50	0.32	06/02/22 00:59	
Benzene	ug/L	ND	0.50	0.34	06/02/22 00:59	
Bromobenzene	ug/L	ND	0.50	0.29	06/02/22 00:59	
Bromochloromethane	ug/L	ND	0.50	0.47	06/02/22 00:59	
Bromodichloromethane	ug/L	ND	0.50	0.31	06/02/22 00:59	
Bromoform	ug/L	ND	0.50	0.34	06/02/22 00:59	
Bromomethane	ug/L	ND	5.0	1.7	06/02/22 00:59	
Carbon tetrachloride	ug/L	ND	0.50	0.33	06/02/22 00:59	
Chlorobenzene	ug/L	ND	0.50	0.28	06/02/22 00:59	
Chloroethane	ug/L	ND	1.0	0.65	06/02/22 00:59	
Chloroform	ug/L	ND	0.50	0.43	06/02/22 00:59	
Chloromethane	ug/L	ND	1.0	0.54	06/02/22 00:59	
cis-1,2-Dichloroethene	ug/L	ND	0.50	0.38	06/02/22 00:59	
cis-1,3-Dichloropropene	ug/L	ND	0.50	0.36	06/02/22 00:59	
Dibromochloromethane	ug/L	ND	0.50	0.36	06/02/22 00:59	
Dibromomethane	ug/L	ND	0.50	0.39	06/02/22 00:59	
Dichlorodifluoromethane	ug/L	ND	0.50	0.35	06/02/22 00:59	
Diisopropyl ether	ug/L	ND	0.50	0.31	06/02/22 00:59	

Results presented on this page are in the units indicated by the "Units" column except where an alternate unit is presented to the right of the result.

REPORT OF LABORATORY ANALYSIS

This report shall not be reproduced, except in full,
without the written consent of Pace Analytical Services, LLC.

Pace Analytical Services, LLC
9800 Kincey Ave. Suite 100
Huntersville, NC 28078
(704)875-9092

QUALITY CONTROL DATA

Project: CPC Huntersville 60639876
Pace Project No.: 92607411

METHOD BLANK: 3662824 Matrix: Water
Associated Lab Samples: 92607411001, 92607411002, 92607411003

Parameter	Units	Blank Result	Reporting Limit	MDL	Analyzed	Qualifiers
Ethylbenzene	ug/L	ND	0.50	0.30	06/02/22 00:59	
Hexachloro-1,3-butadiene	ug/L	ND	2.0	1.5	06/02/22 00:59	
Isopropylbenzene (Cumene)	ug/L	ND	0.50	0.33	06/02/22 00:59	
m&p-Xylene	ug/L	ND	1.0	0.71	06/02/22 00:59	
Methyl-tert-butyl ether	ug/L	ND	0.50	0.42	06/02/22 00:59	
Methylene Chloride	ug/L	ND	2.0	2.0	06/02/22 00:59	
n-Butylbenzene	ug/L	ND	0.50	0.49	06/02/22 00:59	
n-Propylbenzene	ug/L	ND	0.50	0.34	06/02/22 00:59	
Naphthalene	ug/L	ND	2.0	0.64	06/02/22 00:59	
o-Xylene	ug/L	ND	0.50	0.34	06/02/22 00:59	
sec-Butylbenzene	ug/L	ND	0.50	0.40	06/02/22 00:59	
Styrene	ug/L	ND	0.50	0.29	06/02/22 00:59	
tert-Butylbenzene	ug/L	ND	0.50	0.32	06/02/22 00:59	
Tetrachloroethene	ug/L	ND	0.50	0.29	06/02/22 00:59	
Toluene	ug/L	ND	0.50	0.48	06/02/22 00:59	
trans-1,2-Dichloroethene	ug/L	ND	0.50	0.40	06/02/22 00:59	
trans-1,3-Dichloropropene	ug/L	ND	0.50	0.36	06/02/22 00:59	
Trichloroethene	ug/L	ND	0.50	0.38	06/02/22 00:59	
Trichlorofluoromethane	ug/L	ND	1.0	0.30	06/02/22 00:59	
Vinyl chloride	ug/L	ND	1.0	0.39	06/02/22 00:59	
1,2-Dichloroethane-d4 (S)	%	102	70-130		06/02/22 00:59	
4-Bromofluorobenzene (S)	%	95	70-130		06/02/22 00:59	
Toluene-d8 (S)	%	98	70-130		06/02/22 00:59	

LABORATORY CONTROL SAMPLE: 3662825

Parameter	Units	Spike Conc.	LCS Result	LCS % Rec	% Rec Limits	Qualifiers
1,1,1,2-Tetrachloroethane	ug/L	50	55.8	112	60-140	
1,1,1-Trichloroethane	ug/L	50	56.5	113	60-140	
1,1,2,2-Tetrachloroethane	ug/L	50	60.5	121	60-140	
1,1,2-Trichloroethane	ug/L	50	62.0	124	60-140	
1,1-Dichloroethane	ug/L	50	59.3	119	60-140	
1,1-Dichloroethene	ug/L	50	62.1	124	60-140	
1,1-Dichloropropene	ug/L	50	60.0	120	60-140	
1,2,3-Trichlorobenzene	ug/L	50	49.3	99	60-140	
1,2,3-Trichloropropane	ug/L	50	59.9	120	60-140	
1,2,4-Trichlorobenzene	ug/L	50	49.8	100	60-140	
1,2,4-Trimethylbenzene	ug/L	50	53.7	107	60-140	
1,2-Dibromo-3-chloropropane	ug/L	50	58.6	117	60-140	
1,2-Dibromoethane (EDB)	ug/L	50	60.7	121	60-140	
1,2-Dichlorobenzene	ug/L	50	56.5	113	60-140	
1,2-Dichloroethane	ug/L	50	57.4	115	60-140	
1,2-Dichloropropane	ug/L	50	60.0	120	60-140	
1,3,5-Trimethylbenzene	ug/L	50	55.0	110	60-140	

Results presented on this page are in the units indicated by the "Units" column except where an alternate unit is presented to the right of the result.

REPORT OF LABORATORY ANALYSIS

This report shall not be reproduced, except in full,
without the written consent of Pace Analytical Services, LLC.

Pace Analytical Services, LLC
9800 Kincey Ave. Suite 100
Huntersville, NC 28078
(704)875-9092

QUALITY CONTROL DATA

Project: CPC Huntersville 60639876
Pace Project No.: 92607411

LABORATORY CONTROL SAMPLE: 3662825

Parameter	Units	Spike Conc.	LCS Result	LCS % Rec	% Rec Limits	Qualifiers
1,3-Dichlorobenzene	ug/L	50	56.0	112	60-140	
1,3-Dichloropropane	ug/L	50	60.4	121	60-140	
1,4-Dichlorobenzene	ug/L	50	55.8	112	60-140	
2,2-Dichloropropane	ug/L	50	51.6	103	60-140	
2-Chlorotoluene	ug/L	50	56.2	112	60-140	
4-Chlorotoluene	ug/L	50	56.2	112	60-140	
Benzene	ug/L	50	54.7	109	60-140	
Bromobenzene	ug/L	50	58.1	116	60-140	
Bromochloromethane	ug/L	50	63.1	126	60-140	
Bromodichloromethane	ug/L	50	58.2	116	60-140	
Bromoform	ug/L	50	56.1	112	60-140	
Bromomethane	ug/L	50	45.3	91	60-140	
Carbon tetrachloride	ug/L	50	51.8	104	60-140	
Chlorobenzene	ug/L	50	57.2	114	60-140	
Chloroethane	ug/L	50	44.5	89	60-140	
Chloroform	ug/L	50	61.7	123	60-140	
Chloromethane	ug/L	50	58.1	116	60-140	
cis-1,2-Dichloroethene	ug/L	50	60.1	120	60-140	
cis-1,3-Dichloropropene	ug/L	50	60.6	121	60-140	
Dibromochloromethane	ug/L	50	57.8	116	60-140	
Dibromomethane	ug/L	50	57.9	116	60-140	
Dichlorodifluoromethane	ug/L	50	57.2	114	60-140	
Diisopropyl ether	ug/L	50	59.8	120	60-140	
Ethylbenzene	ug/L	50	55.3	111	60-140	
Hexachloro-1,3-butadiene	ug/L	50	41.0	82	60-140	
Isopropylbenzene (Cumene)	ug/L	50	51.9	104	60-140	
m&p-Xylene	ug/L	100	111	111	60-140	
Methyl-tert-butyl ether	ug/L	50	60.0	120	60-140	
Methylene Chloride	ug/L	50	58.6	117	60-140	
n-Butylbenzene	ug/L	50	50.8	102	60-140	
n-Propylbenzene	ug/L	50	55.1	110	60-140	
Naphthalene	ug/L	50	58.3	117	60-140	
o-Xylene	ug/L	50	56.0	112	60-140	
sec-Butylbenzene	ug/L	50	51.9	104	60-140	
Styrene	ug/L	50	60.7	121	60-140	
tert-Butylbenzene	ug/L	50	43.7	87	60-140	
Tetrachloroethene	ug/L	50	51.3	103	60-140	
Toluene	ug/L	50	55.9	112	60-140	
trans-1,2-Dichloroethene	ug/L	50	61.8	124	60-140	
trans-1,3-Dichloropropene	ug/L	50	59.8	120	60-140	
Trichloroethene	ug/L	50	56.4	113	60-140	
Trichlorofluoromethane	ug/L	50	48.0	96	60-140	
Vinyl chloride	ug/L	50	60.4	121	60-140	
1,2-Dichloroethane-d4 (S)	%			105	70-130	
4-Bromofluorobenzene (S)	%			98	70-130	
Toluene-d8 (S)	%			101	70-130	

Results presented on this page are in the units indicated by the "Units" column except where an alternate unit is presented to the right of the result.

REPORT OF LABORATORY ANALYSIS

This report shall not be reproduced, except in full,
without the written consent of Pace Analytical Services, LLC.

Pace Analytical Services, LLC
9800 Kincey Ave. Suite 100
Huntersville, NC 28078
(704)875-9092

QUALITY CONTROL DATA

Project: CPC Huntersville 60639876
Pace Project No.: 92607411

MATRIX SPIKE & MATRIX SPIKE DUPLICATE: 3662826 3662827

Parameter	Units	92607409008 Result	MS Spike Conc.	MSD Spike Conc.	MS Result	MSD Result	MS % Rec	MSD % Rec	% Rec Limits	RPD	Max RPD	Qual
1,1,1,2-Tetrachloroethane	ug/L	ND	20	20	25.0	25.5	125	127	60-140	2	30	
1,1,1-Trichloroethane	ug/L	ND	20	20	27.0	27.5	135	137	60-140	2	30	
1,1,2,2-Tetrachloroethane	ug/L	ND	20	20	26.4	27.3	132	137	60-140	3	30	
1,1,2-Trichloroethane	ug/L	ND	20	20	27.2	28.0	136	140	60-140	3	30	
1,1-Dichloroethane	ug/L	ND	20	20	27.8	28.5	139	143	60-140	2	30	M1
1,1-Dichloroethene	ug/L	ND	20	20	30.0	30.4	150	152	60-140	1	30	M1
1,1-Dichloropropene	ug/L	ND	20	20	28.6	28.9	143	145	60-140	1	30	M1
1,2,3-Trichlorobenzene	ug/L	ND	20	20	21.0	22.1	105	110	60-140	5	30	
1,2,3-Trichloropropane	ug/L	ND	20	20	25.8	26.7	129	133	60-140	3	30	
1,2,4-Trichlorobenzene	ug/L	ND	20	20	21.1	22.3	105	111	60-140	6	30	
1,2,4-Trimethylbenzene	ug/L	ND	20	20	24.2	25.2	121	126	60-140	4	30	
1,2-Dibromo-3-chloropropane	ug/L	ND	20	20	22.9	24.1	115	120	60-140	5	30	
1,2-Dibromoethane (EDB)	ug/L	ND	20	20	26.7	27.5	134	137	60-140	3	30	
1,2-Dichlorobenzene	ug/L	ND	20	20	25.1	25.9	126	130	60-140	3	30	
1,2-Dichloroethane	ug/L	ND	20	20	26.5	27.2	133	136	60-140	2	30	
1,2-Dichloropropane	ug/L	ND	20	20	28.1	28.4	140	142	60-140	1	30	M1
1,3,5-Trimethylbenzene	ug/L	ND	20	20	25.1	25.7	125	129	60-140	3	30	
1,3-Dichlorobenzene	ug/L	ND	20	20	25.6	26.0	128	130	60-140	1	30	
1,3-Dichloropropane	ug/L	ND	20	20	26.9	27.5	135	138	60-140	2	30	
1,4-Dichlorobenzene	ug/L	ND	20	20	25.2	25.5	126	128	60-140	1	30	
2,2-Dichloropropane	ug/L	ND	20	20	26.5	26.9	132	135	60-140	2	30	
2-Chlorotoluene	ug/L	ND	20	20	25.8	26.4	129	132	60-140	2	30	
4-Chlorotoluene	ug/L	ND	20	20	25.9	26.7	130	133	60-140	3	30	
Benzene	ug/L	ND	20	20	26.3	26.5	131	132	60-140	1	30	
Bromobenzene	ug/L	ND	20	20	25.9	26.6	130	133	60-140	3	30	
Bromochloromethane	ug/L	ND	20	20	28.8	28.8	144	144	60-140	0	30	M1
Bromodichloromethane	ug/L	ND	20	20	25.9	26.1	129	131	60-140	1	30	
Bromoform	ug/L	ND	20	20	22.7	23.1	114	116	60-140	2	30	
Bromomethane	ug/L	ND	20	20	21.8	24.2	109	121	60-140	10	30	
Carbon tetrachloride	ug/L	ND	20	20	24.5	24.2	122	121	60-140	1	30	
Chlorobenzene	ug/L	ND	20	20	26.7	26.9	134	135	60-140	1	30	
Chloroethane	ug/L	ND	20	20	32.5	32.5	163	162	60-140	0	30	M1
Chloroform	ug/L	ND	20	20	27.6	28.2	138	141	60-140	2	30	M1
Chloromethane	ug/L	ND	20	20	25.5	27.1	127	136	60-140	6	30	
cis-1,2-Dichloroethene	ug/L	ND	20	20	27.8	28.9	139	144	60-140	4	30	M1
cis-1,3-Dichloropropene	ug/L	ND	20	20	26.5	27.0	132	135	60-140	2	30	
Dibromochloromethane	ug/L	ND	20	20	24.7	25.5	124	128	60-140	3	30	
Dibromomethane	ug/L	ND	20	20	25.8	26.0	129	130	60-140	1	30	
Dichlorodifluoromethane	ug/L	ND	20	20	27.5	27.9	137	139	60-140	2	30	
Diisopropyl ether	ug/L	ND	20	20	27.2	27.8	136	139	60-140	2	30	
Ethylbenzene	ug/L	ND	20	20	26.1	26.5	131	133	60-140	2	30	
Hexachloro-1,3-butadiene	ug/L	ND	20	20	18.6	20.3	93	101	60-140	9	30	
Isopropylbenzene (Cumene)	ug/L	ND	20	20	24.3	24.9	121	125	60-140	3	30	
m&p-Xylene	ug/L	ND	40	40	52.3	53.6	131	134	60-140	2	30	

Results presented on this page are in the units indicated by the "Units" column except where an alternate unit is presented to the right of the result.

REPORT OF LABORATORY ANALYSIS

This report shall not be reproduced, except in full,
without the written consent of Pace Analytical Services, LLC.

Pace Analytical Services, LLC
9800 Kincey Ave. Suite 100
Huntersville, NC 28078
(704)875-9092

QUALITY CONTROL DATA

Project: CPC Huntersville 60639876
Pace Project No.: 92607411

MATRIX SPIKE & MATRIX SPIKE DUPLICATE: 3662826 3662827

Parameter	Units	92607409008 Result	MS Spike Conc.	MSD Spike Conc.	MS Result	MSD Result	MS % Rec	MSD % Rec	% Rec Limits	RPD	Max RPD	Qual
Methyl-tert-butyl ether	ug/L	ND	20	20	26.7	27.2	133	136	60-140	2	30	
Methylene Chloride	ug/L	ND	20	20	25.9	26.7	130	134	60-140	3	30	
n-Butylbenzene	ug/L	ND	20	20	22.8	24.2	114	121	60-140	6	30	
n-Propylbenzene	ug/L	ND	20	20	25.7	26.4	129	132	60-140	2	30	
Naphthalene	ug/L	ND	20	20	23.1	24.8	116	124	60-140	7	30	
o-Xylene	ug/L	ND	20	20	25.6	26.3	128	131	60-140	3	30	
sec-Butylbenzene	ug/L	ND	20	20	24.5	25.0	122	125	60-140	2	30	
Styrene	ug/L	ND	20	20	27.1	27.9	136	139	60-140	3	30	
tert-Butylbenzene	ug/L	ND	20	20	20.0	20.9	100	105	60-140	4	30	
Tetrachloroethene	ug/L	ND	20	20	24.3	24.9	122	125	60-140	2	30	
Toluene	ug/L	ND	20	20	26.5	26.7	132	134	60-140	1	30	
trans-1,2-Dichloroethene	ug/L	ND	20	20	28.9	29.3	144	146	60-140	1	30	M1
trans-1,3-Dichloropropene	ug/L	ND	20	20	26.1	26.5	131	133	60-140	1	30	
Trichloroethene	ug/L	ND	20	20	26.7	27.0	133	135	60-140	1	30	
Trichlorofluoromethane	ug/L	ND	20	20	26.2	26.2	131	131	60-140	0	30	
Vinyl chloride	ug/L	ND	20	20	28.8	29.2	144	146	60-140	1	30	M1
1,2-Dichloroethane-d4 (S)	%						102	102	70-130			
4-Bromofluorobenzene (S)	%						97	97	70-130			
Toluene-d8 (S)	%						99	99	70-130			

Results presented on this page are in the units indicated by the "Units" column except where an alternate unit is presented to the right of the result.

REPORT OF LABORATORY ANALYSIS

This report shall not be reproduced, except in full,
without the written consent of Pace Analytical Services, LLC.

Pace Analytical Services, LLC
9800 Kincey Ave. Suite 100
Huntersville, NC 28078
(704)875-9092

QUALITY CONTROL DATA

Project: CPC Huntersville 60639876
Pace Project No.: 92607411

QC Batch: 702166
QC Batch Method: SM 6200B
Analysis Method: SM 6200B
Analysis Description: 6200B MSV
Laboratory: Pace Analytical Services - Charlotte
Associated Lab Samples: 92607411004, 92607411005

METHOD BLANK: 3664463 Matrix: Water
Associated Lab Samples: 92607411004, 92607411005

Parameter	Units	Blank Result	Reporting Limit	MDL	Analyzed	Qualifiers
1,1,1,2-Tetrachloroethane	ug/L	ND	0.50	0.31	06/03/22 18:59	
1,1,1-Trichloroethane	ug/L	ND	0.50	0.33	06/03/22 18:59	
1,1,2,2-Tetrachloroethane	ug/L	ND	0.50	0.22	06/03/22 18:59	
1,1,2-Trichloroethane	ug/L	ND	0.50	0.32	06/03/22 18:59	
1,1-Dichloroethane	ug/L	ND	0.50	0.37	06/03/22 18:59	
1,1-Dichloroethene	ug/L	ND	0.50	0.35	06/03/22 18:59	
1,1-Dichloropropene	ug/L	ND	0.50	0.43	06/03/22 18:59	
1,2,3-Trichlorobenzene	ug/L	ND	2.0	0.81	06/03/22 18:59	
1,2,3-Trichloropropane	ug/L	ND	0.50	0.26	06/03/22 18:59	
1,2,4-Trichlorobenzene	ug/L	ND	2.0	0.64	06/03/22 18:59	
1,2,4-Trimethylbenzene	ug/L	ND	0.50	0.50	06/03/22 18:59	
1,2-Dibromo-3-chloropropane	ug/L	ND	1.0	0.34	06/03/22 18:59	
1,2-Dibromoethane (EDB)	ug/L	ND	0.50	0.27	06/03/22 18:59	
1,2-Dichlorobenzene	ug/L	ND	0.50	0.34	06/03/22 18:59	
1,2-Dichloroethane	ug/L	ND	0.50	0.32	06/03/22 18:59	
1,2-Dichloropropane	ug/L	ND	0.50	0.36	06/03/22 18:59	
1,3,5-Trimethylbenzene	ug/L	ND	0.50	0.33	06/03/22 18:59	
1,3-Dichlorobenzene	ug/L	ND	0.50	0.34	06/03/22 18:59	
1,3-Dichloropropane	ug/L	ND	0.50	0.28	06/03/22 18:59	
1,4-Dichlorobenzene	ug/L	ND	0.50	0.33	06/03/22 18:59	
2,2-Dichloropropane	ug/L	ND	0.50	0.39	06/03/22 18:59	
2-Chlorotoluene	ug/L	ND	0.50	0.32	06/03/22 18:59	
4-Chlorotoluene	ug/L	ND	0.50	0.32	06/03/22 18:59	
Benzene	ug/L	ND	0.50	0.34	06/03/22 18:59	
Bromobenzene	ug/L	ND	0.50	0.29	06/03/22 18:59	
Bromochloromethane	ug/L	ND	0.50	0.47	06/03/22 18:59	
Bromodichloromethane	ug/L	ND	0.50	0.31	06/03/22 18:59	
Bromoform	ug/L	ND	0.50	0.34	06/03/22 18:59	
Bromomethane	ug/L	ND	5.0	1.7	06/03/22 18:59	
Carbon tetrachloride	ug/L	ND	0.50	0.33	06/03/22 18:59	
Chlorobenzene	ug/L	ND	0.50	0.28	06/03/22 18:59	
Chloroethane	ug/L	ND	1.0	0.65	06/03/22 18:59	
Chloroform	ug/L	ND	0.50	0.43	06/03/22 18:59	
Chloromethane	ug/L	ND	1.0	0.54	06/03/22 18:59	
cis-1,2-Dichloroethene	ug/L	ND	0.50	0.38	06/03/22 18:59	
cis-1,3-Dichloropropene	ug/L	ND	0.50	0.36	06/03/22 18:59	
Dibromochloromethane	ug/L	ND	0.50	0.36	06/03/22 18:59	
Dibromomethane	ug/L	ND	0.50	0.39	06/03/22 18:59	
Dichlorodifluoromethane	ug/L	ND	0.50	0.35	06/03/22 18:59	
Diisopropyl ether	ug/L	ND	0.50	0.31	06/03/22 18:59	

Results presented on this page are in the units indicated by the "Units" column except where an alternate unit is presented to the right of the result.

REPORT OF LABORATORY ANALYSIS

This report shall not be reproduced, except in full,
without the written consent of Pace Analytical Services, LLC.

Pace Analytical Services, LLC
9800 Kincey Ave. Suite 100
Huntersville, NC 28078
(704)875-9092

QUALITY CONTROL DATA

Project: CPC Huntersville 60639876
Pace Project No.: 92607411

METHOD BLANK: 3664463 Matrix: Water
Associated Lab Samples: 92607411004, 92607411005

Parameter	Units	Blank Result	Reporting Limit	MDL	Analyzed	Qualifiers
Ethylbenzene	ug/L	ND	0.50	0.30	06/03/22 18:59	
Hexachloro-1,3-butadiene	ug/L	ND	2.0	1.5	06/03/22 18:59	
Isopropylbenzene (Cumene)	ug/L	ND	0.50	0.33	06/03/22 18:59	
m&p-Xylene	ug/L	ND	1.0	0.71	06/03/22 18:59	
Methyl-tert-butyl ether	ug/L	ND	0.50	0.42	06/03/22 18:59	
Methylene Chloride	ug/L	ND	2.0	2.0	06/03/22 18:59	
n-Butylbenzene	ug/L	ND	0.50	0.49	06/03/22 18:59	
n-Propylbenzene	ug/L	ND	0.50	0.34	06/03/22 18:59	
Naphthalene	ug/L	ND	2.0	0.64	06/03/22 18:59	
o-Xylene	ug/L	ND	0.50	0.34	06/03/22 18:59	
sec-Butylbenzene	ug/L	ND	0.50	0.40	06/03/22 18:59	
Styrene	ug/L	ND	0.50	0.29	06/03/22 18:59	
tert-Butylbenzene	ug/L	ND	0.50	0.32	06/03/22 18:59	
Tetrachloroethene	ug/L	ND	0.50	0.29	06/03/22 18:59	
Toluene	ug/L	ND	0.50	0.48	06/03/22 18:59	
trans-1,2-Dichloroethene	ug/L	ND	0.50	0.40	06/03/22 18:59	
trans-1,3-Dichloropropene	ug/L	ND	0.50	0.36	06/03/22 18:59	
Trichloroethene	ug/L	ND	0.50	0.38	06/03/22 18:59	
Trichlorofluoromethane	ug/L	ND	1.0	0.30	06/03/22 18:59	
Vinyl chloride	ug/L	ND	1.0	0.39	06/03/22 18:59	
1,2-Dichloroethane-d4 (S)	%	100	70-130		06/03/22 18:59	
4-Bromofluorobenzene (S)	%	98	70-130		06/03/22 18:59	
Toluene-d8 (S)	%	98	70-130		06/03/22 18:59	

LABORATORY CONTROL SAMPLE: 3664464

Parameter	Units	Spike Conc.	LCS Result	LCS % Rec	% Rec Limits	Qualifiers
1,1,1,2-Tetrachloroethane	ug/L	50	52.0	104	60-140	
1,1,1-Trichloroethane	ug/L	50	53.1	106	60-140	
1,1,2,2-Tetrachloroethane	ug/L	50	55.6	111	60-140	
1,1,2-Trichloroethane	ug/L	50	57.3	115	60-140	
1,1-Dichloroethane	ug/L	50	55.9	112	60-140	
1,1-Dichloroethene	ug/L	50	58.7	117	60-140	
1,1-Dichloropropene	ug/L	50	56.4	113	60-140	
1,2,3-Trichlorobenzene	ug/L	50	46.5	93	60-140	
1,2,3-Trichloropropane	ug/L	50	54.3	109	60-140	
1,2,4-Trichlorobenzene	ug/L	50	46.6	93	60-140	
1,2,4-Trimethylbenzene	ug/L	50	51.5	103	60-140	
1,2-Dibromo-3-chloropropane	ug/L	50	52.4	105	60-140	
1,2-Dibromoethane (EDB)	ug/L	50	55.9	112	60-140	
1,2-Dichlorobenzene	ug/L	50	53.2	106	60-140	
1,2-Dichloroethane	ug/L	50	53.4	107	60-140	
1,2-Dichloropropane	ug/L	50	56.6	113	60-140	
1,3,5-Trimethylbenzene	ug/L	50	52.1	104	60-140	

Results presented on this page are in the units indicated by the "Units" column except where an alternate unit is presented to the right of the result.

REPORT OF LABORATORY ANALYSIS

This report shall not be reproduced, except in full,
without the written consent of Pace Analytical Services, LLC.

Pace Analytical Services, LLC
9800 Kincey Ave. Suite 100
Huntersville, NC 28078
(704)875-9092

QUALITY CONTROL DATA

Project: CPC Huntersville 60639876
Pace Project No.: 92607411

LABORATORY CONTROL SAMPLE: 3664464

Parameter	Units	Spike Conc.	LCS Result	LCS % Rec	% Rec Limits	Qualifiers
1,3-Dichlorobenzene	ug/L	50	52.7	105	60-140	
1,3-Dichloropropane	ug/L	50	56.0	112	60-140	
1,4-Dichlorobenzene	ug/L	50	52.3	105	60-140	
2,2-Dichloropropane	ug/L	50	51.4	103	60-140	
2-Chlorotoluene	ug/L	50	53.7	107	60-140	
4-Chlorotoluene	ug/L	50	53.5	107	60-140	
Benzene	ug/L	50	51.2	102	60-140	
Bromobenzene	ug/L	50	54.1	108	60-140	
Bromochloromethane	ug/L	50	59.0	118	60-140	
Bromodichloromethane	ug/L	50	54.4	109	60-140	
Bromoform	ug/L	50	50.9	102	60-140	
Bromomethane	ug/L	50	44.2	88	60-140	
Carbon tetrachloride	ug/L	50	48.4	97	60-140	
Chlorobenzene	ug/L	50	53.3	107	60-140	
Chloroethane	ug/L	50	43.0	86	60-140	
Chloroform	ug/L	50	58.5	117	60-140	
Chloromethane	ug/L	50	55.7	111	60-140	
cis-1,2-Dichloroethene	ug/L	50	55.8	112	60-140	
cis-1,3-Dichloropropene	ug/L	50	57.1	114	60-140	
Dibromochloromethane	ug/L	50	53.0	106	60-140	
Dibromomethane	ug/L	50	53.7	107	60-140	
Dichlorodifluoromethane	ug/L	50	56.9	114	60-140	
Diisopropyl ether	ug/L	50	55.7	111	60-140	
Ethylbenzene	ug/L	50	51.8	104	60-140	
Hexachloro-1,3-butadiene	ug/L	50	38.7	77	60-140	
Isopropylbenzene (Cumene)	ug/L	50	48.5	97	60-140	
m&p-Xylene	ug/L	100	104	104	60-140	
Methyl-tert-butyl ether	ug/L	50	55.5	111	60-140	
Methylene Chloride	ug/L	50	53.4	107	60-140	
n-Butylbenzene	ug/L	50	49.1	98	60-140	
n-Propylbenzene	ug/L	50	53.2	106	60-140	
Naphthalene	ug/L	50	54.6	109	60-140	
o-Xylene	ug/L	50	52.5	105	60-140	
sec-Butylbenzene	ug/L	50	50.1	100	60-140	
Styrene	ug/L	50	55.9	112	60-140	
tert-Butylbenzene	ug/L	50	41.8	84	60-140	
Tetrachloroethene	ug/L	50	48.2	96	60-140	
Toluene	ug/L	50	52.9	106	60-140	
trans-1,2-Dichloroethene	ug/L	50	57.9	116	60-140	
trans-1,3-Dichloropropene	ug/L	50	56.1	112	60-140	
Trichloroethene	ug/L	50	52.7	105	60-140	
Trichlorofluoromethane	ug/L	50	46.9	94	60-140	
Vinyl chloride	ug/L	50	57.6	115	60-140	
1,2-Dichloroethane-d4 (S)	%			105	70-130	
4-Bromofluorobenzene (S)	%			96	70-130	
Toluene-d8 (S)	%			100	70-130	

Results presented on this page are in the units indicated by the "Units" column except where an alternate unit is presented to the right of the result.

REPORT OF LABORATORY ANALYSIS

This report shall not be reproduced, except in full,
without the written consent of Pace Analytical Services, LLC.

Pace Analytical Services, LLC
9800 Kincey Ave. Suite 100
Huntersville, NC 28078
(704)875-9092

QUALITY CONTROL DATA

Project: CPC Huntersville 60639876
Pace Project No.: 92607411

MATRIX SPIKE & MATRIX SPIKE DUPLICATE: 3664465 3664466

Parameter	Units	92607679024 Result	MS Spike Conc.	MSD Spike Conc.	MS Result	MSD Result	MS % Rec	MSD % Rec	% Rec Limits	RPD	Max RPD	Qual
1,1,1,2-Tetrachloroethane	ug/L	ND	20	20	26.2	26.5	131	132	60-140	1	30	
1,1,1-Trichloroethane	ug/L	ND	20	20	29.1	29.4	146	147	60-140	1	30	M1
1,1,2,2-Tetrachloroethane	ug/L	ND	20	20	27.8	28.1	139	140	60-140	1	30	
1,1,2-Trichloroethane	ug/L	ND	20	20	28.5	29.0	142	145	60-140	2	30	M1
1,1-Dichloroethane	ug/L	ND	20	20	30.4	30.3	152	151	60-140	0	30	M1
1,1-Dichloroethene	ug/L	ND	20	20	32.0	32.5	160	163	60-140	1	30	M1
1,1-Dichloropropene	ug/L	ND	20	20	30.6	30.9	153	155	60-140	1	30	M1
1,2,3-Trichlorobenzene	ug/L	ND	20	20	21.4	22.2	107	111	60-140	4	30	
1,2,3-Trichloropropane	ug/L	ND	20	20	27.0	27.4	135	137	60-140	1	30	
1,2,4-Trichlorobenzene	ug/L	ND	20	20	21.7	22.3	109	111	60-140	2	30	
1,2,4-Trimethylbenzene	ug/L	ND	20	20	25.5	25.5	128	127	60-140	0	30	
1,2-Dibromo-3-chloropropane	ug/L	ND	20	20	23.6	25.0	118	125	60-140	6	30	
1,2-Dibromoethane (EDB)	ug/L	ND	20	20	27.7	28.5	138	142	60-140	3	30	M1
1,2-Dichlorobenzene	ug/L	ND	20	20	26.4	26.5	132	133	60-140	1	30	
1,2-Dichloroethane	ug/L	ND	20	20	28.7	29.0	144	145	60-140	1	30	M1
1,2-Dichloropropane	ug/L	ND	20	20	28.9	29.5	145	147	60-140	2	30	M1
1,3,5-Trimethylbenzene	ug/L	ND	20	20	26.4	26.5	132	133	60-140	1	30	
1,3-Dichlorobenzene	ug/L	ND	20	20	26.7	26.7	133	133	60-140	0	30	
1,3-Dichloropropane	ug/L	ND	20	20	28.1	28.5	141	143	60-140	1	30	M1
1,4-Dichlorobenzene	ug/L	ND	20	20	25.9	26.1	129	131	60-140	1	30	
2,2-Dichloropropane	ug/L	ND	20	20	27.9	28.3	140	142	60-140	1	30	M1
2-Chlorotoluene	ug/L	ND	20	20	26.9	27.1	134	135	60-140	1	30	
4-Chlorotoluene	ug/L	ND	20	20	27.4	27.1	137	136	60-140	1	30	
Benzene	ug/L	ND	20	20	27.6	27.8	138	139	60-140	1	30	
Bromobenzene	ug/L	ND	20	20	27.4	27.5	137	137	60-140	0	30	
Bromochloromethane	ug/L	ND	20	20	31.8	31.4	159	157	60-140	1	30	M1
Bromodichloromethane	ug/L	ND	20	20	27.7	27.6	138	138	60-140	0	30	
Bromoform	ug/L	ND	20	20	24.1	25.0	121	125	60-140	4	30	
Bromomethane	ug/L	ND	20	20	23.4	25.1	117	125	60-140	7	30	
Carbon tetrachloride	ug/L	ND	20	20	25.6	26.0	128	130	60-140	1	30	
Chlorobenzene	ug/L	ND	20	20	27.9	27.8	140	139	60-140	0	30	
Chloroethane	ug/L	ND	20	20	37.8	36.5	189	183	60-140	3	30	M1
Chloroform	ug/L	ND	20	20	30.2	30.3	151	151	60-140	0	30	M1
Chloromethane	ug/L	ND	20	20	28.5	30.0	143	150	60-140	5	30	M1
cis-1,2-Dichloroethene	ug/L	ND	20	20	30.0	30.5	150	153	60-140	2	30	M1
cis-1,3-Dichloropropene	ug/L	ND	20	20	27.8	28.2	139	141	60-140	2	30	M1
Dibromochloromethane	ug/L	ND	20	20	26.1	26.8	131	134	60-140	2	30	
Dibromomethane	ug/L	ND	20	20	27.1	27.4	135	137	60-140	1	30	
Dichlorodifluoromethane	ug/L	ND	20	20	28.1	27.9	141	139	60-140	1	30	M1
Diisopropyl ether	ug/L	ND	20	20	28.7	29.2	143	146	60-140	2	30	M1
Ethylbenzene	ug/L	ND	20	20	27.1	27.5	136	137	60-140	1	30	
Hexachloro-1,3-butadiene	ug/L	ND	20	20	20.2	20.0	101	100	60-140	1	30	
Isopropylbenzene (Cumene)	ug/L	ND	20	20	25.3	25.3	127	127	60-140	0	30	
m&p-Xylene	ug/L	ND	40	40	54.0	54.9	135	137	60-140	2	30	

Results presented on this page are in the units indicated by the "Units" column except where an alternate unit is presented to the right of the result.

REPORT OF LABORATORY ANALYSIS

This report shall not be reproduced, except in full,
without the written consent of Pace Analytical Services, LLC.

Pace Analytical Services, LLC
9800 Kincey Ave. Suite 100
Huntersville, NC 28078
(704)875-9092

QUALITY CONTROL DATA

Project: CPC Huntersville 60639876
Pace Project No.: 92607411

MATRIX SPIKE & MATRIX SPIKE DUPLICATE: 3664465 3664466

Parameter	Units	92607679024 Result	MS Spike Conc.	MSD Spike Conc.	MS Result	MSD Result	MS % Rec	MSD % Rec	% Rec Limits	RPD	Max RPD	Qual
Methyl-tert-butyl ether	ug/L	ND	20	20	28.1	28.5	141	142	60-140	1	30	M1
Methylene Chloride	ug/L	ND	20	20	28.6	28.2	143	141	60-140	2	30	M1
n-Butylbenzene	ug/L	ND	20	20	24.8	24.2	124	121	60-140	2	30	
n-Propylbenzene	ug/L	ND	20	20	27.0	27.0	135	135	60-140	0	30	
Naphthalene	ug/L	ND	20	20	23.7	24.9	119	125	60-140	5	30	
o-Xylene	ug/L	ND	20	20	26.7	26.9	134	134	60-140	0	30	
sec-Butylbenzene	ug/L	ND	20	20	25.6	25.5	128	128	60-140	0	30	
Styrene	ug/L	ND	20	20	28.4	28.6	142	143	60-140	1	30	M1
tert-Butylbenzene	ug/L	ND	20	20	21.3	21.2	107	106	60-140	1	30	
Tetrachloroethene	ug/L	ND	20	20	25.3	25.2	126	126	60-140	0	30	
Toluene	ug/L	ND	20	20	27.7	27.8	138	139	60-140	0	30	
trans-1,2-Dichloroethene	ug/L	ND	20	20	31.0	31.1	155	155	60-140	0	30	M1
trans-1,3-Dichloropropene	ug/L	ND	20	20	27.1	27.8	136	139	60-140	3	30	
Trichloroethene	ug/L	ND	20	20	28.2	28.3	141	141	60-140	0	30	M1
Trichlorofluoromethane	ug/L	0.62J	20	20	28.8	28.4	141	139	60-140	1	30	M1
Vinyl chloride	ug/L	ND	20	20	30.9	31.2	155	156	60-140	1	30	M1
1,2-Dichloroethane-d4 (S)	%						105	106	70-130			
4-Bromofluorobenzene (S)	%						96	97	70-130			
Toluene-d8 (S)	%						100	100	70-130			

Results presented on this page are in the units indicated by the "Units" column except where an alternate unit is presented to the right of the result.

REPORT OF LABORATORY ANALYSIS

This report shall not be reproduced, except in full,
without the written consent of Pace Analytical Services, LLC.

Pace Analytical Services, LLC
9800 Kincey Ave. Suite 100
Huntersville, NC 28078
(704)875-9092

QUALIFIERS

Project: CPC Huntersville 60639876
Pace Project No.: 92607411

DEFINITIONS

DF - Dilution Factor, if reported, represents the factor applied to the reported data due to dilution of the sample aliquot.

ND - Not Detected at or above adjusted reporting limit.

TNTC - Too Numerous To Count

J - Estimated concentration above the adjusted method detection limit and below the adjusted reporting limit.

MDL - Adjusted Method Detection Limit.

PQL - Practical Quantitation Limit.

RL - Reporting Limit - The lowest concentration value that meets project requirements for quantitative data with known precision and bias for a specific analyte in a specific matrix.

S - Surrogate

1,2-Diphenylhydrazine decomposes to and cannot be separated from Azobenzene using Method 8270. The result for each analyte is a combined concentration.

Consistent with EPA guidelines, unrounded data are displayed and have been used to calculate % recovery and RPD values.

LCS(D) - Laboratory Control Sample (Duplicate)

MS(D) - Matrix Spike (Duplicate)

DUP - Sample Duplicate

RPD - Relative Percent Difference

NC - Not Calculable.

SG - Silica Gel - Clean-Up

U - Indicates the compound was analyzed for, but not detected.

Acid preservation may not be appropriate for 2 Chloroethylvinyl ether.

A separate vial preserved to a pH of 4-5 is recommended in SW846 Chapter 4 for the analysis of Acrolein and Acrylonitrile by EPA Method 8260.

N-Nitrosodiphenylamine decomposes and cannot be separated from Diphenylamine using Method 8270. The result reported for each analyte is a combined concentration.

Reported results are not rounded until the final step prior to reporting. Therefore, calculated parameters that are typically reported as "Total" may vary slightly from the sum of the reported component parameters.

Pace Analytical is TNI accredited. Contact your Pace PM for the current list of accredited analytes.

TNI - The NELAC Institute.

ANALYTE QUALIFIERS

C9	Common Laboratory Contaminant.
M1	Matrix spike recovery exceeded QC limits. Batch accepted based on laboratory control sample (LCS) recovery.
N2	The lab does not hold NELAC/TNI accreditation for this parameter but other accreditations/certifications may apply. A complete list of accreditations/certifications is available upon request.

This report shall not be reproduced, except in full,
without the written consent of Pace Analytical Services, LLC.

Pace Analytical Services, LLC
9800 Kincey Ave. Suite 100
Huntersville, NC 28078
(704)875-9092

QUALITY CONTROL DATA CROSS REFERENCE TABLE

Project: CPC Huntersville 60639876
Pace Project No.: 92607411

Lab ID	Sample ID	QC Batch Method	QC Batch	Analytical Method	Analytical Batch
92607411001	**MW-61D**	MADEP VPH	702280		
92607411002	**MW-92**	MADEP VPH	702280		
92607411003	**MW-71**	MADEP VPH	702280		
92607411004	**MW-93**	MADEP VPH	702280		
92607411005	**EB-2-20220601**	MADEP VPH	702280		
92607411006	**FB-2-20220601**	MADEP VPH	702280		
92607411001	**MW-61D**	EPA 3005A	701895	EPA 6020B	702260
92607411002	**MW-92**	EPA 3005A	701874	EPA 6020B	701948
92607411003	**MW-71**	EPA 3005A	701895	EPA 6020B	702260
92607411004	**MW-93**	EPA 3005A	701895	EPA 6020B	702260
92607411005	**EB-2-20220601**	EPA 3005A	701895	EPA 6020B	702260
92607411001	**MW-61D**	SM 6200B	701747		
92607411002	**MW-92**	SM 6200B	701747		
92607411003	**MW-71**	SM 6200B	701747		
92607411004	**MW-93**	SM 6200B	702166		
92607411005	**EB-2-20220601**	SM 6200B	702166		
92607411006	**FB-2-20220601**	SM 6200B	701746		
92607411007	**TRIP BLANK**	SM 6200B	701746		

This report shall not be reproduced, except in full,
without the written consent of Pace Analytical Services, LLC.

Pace

DC#_Title: ENV-FRM-HUNT-0083 v01_Sample Condition Upon Receipt

Effective Date: 05/12/202205/12/2022

Laboratory receiving samples:

Asheville ☐ Eden ☐ Greenwood ☐ Huntersville ☑ Raleigh ☐ Mechanicsville ☐ Atlanta ☐ Kernersville ☐

Sample Condition Upon Receipt

Client Name: AECOM

Proje

WO#: 92607411

92607411

Courier: ☐ Commercial ☐ Fed Ex ☐ UPS ☐ USPS ☐ Pace ☐ Other:____ ☑ Client

MS 6/1/22

Custody Seal Present? ☑ Yes ☑ No Seals Intact? ☑ Yes ☐ No

Date/Initials Person Examining Contents: MS 6/1/22

Packing Material: ☑ Bubble Wrap ☑ Bubble Bags ☐ None ☐ Other

Biological Tissue Frozen? ☐ Yes ☐ No ☑ N/A

Thermometer: ☑ IR Gun ID: 92T060

Type of Ice: ☑ Wet ☐ Blue ☐ None

Cooler Temp: 1.3

Correction Factor: Add/Subtract (°C) 0

Temp should be above freezing to 6°C

☐ Samples out of temp criteria. Samples on ice, cooling process has begun

Cooler Temp Corrected (°C): 1.3

USDA Regulated Soil (☑ N/A, water sample)

Did samples originate in a quarantine zone within the United States: CA, NY, or SC (check maps)? ☐ Yes ☐ No

Did samples originate from a foreign source (internationally, including Hawaii and Puerto Rico)? ☐ Yes ☐ No

				Comments/Discrepancy:
Chain of Custody Present?	☑ Yes	☐ No	☐ N/A	1.
Samples Arrived within Hold Time?	☑ Yes	☐ No	☐ N/A	2.
Short Hold Time Analysis (<72 hr.)?	☐ Yes	☑ No	☐ N/A	3.
Rush Turn Around Time Requested?	☑ Yes	☐ No	☐ N/A	4.
Sufficient Volume?	☑ Yes	☐ No	☐ N/A	5.
Correct Containers Used?	☑ Yes	☐ No	☐ N/A	6.
-Pace Containers Used?	☑ Yes	☐ No	☐ N/A	
Containers Intact?	☑ Yes	☐ No	☐ N/A	7.
Dissolved analysis: Samples Field Filtered?	☐ Yes	☐ No	☑ N/A	8.
Sample Labels Match COC?	☑ Yes	☐ No	☐ N/A	9.
-Includes Date/Time/ID/Analysis Matrix: WT				
Headspace in VOA Vials (>5-6mm)?	☐ Yes	☑ No	☐ N/A	10.
Trip Blank Present?	☑ Yes	☐ No	☐ N/A	11.
Trip Blank Custody Seals Present?	☑ Yes	☐ No	☐ N/A	

COMMENTS/SAMPLE DISCREPANCY

Field Data Required? ☐ Yes ☐ No

Lot ID of split containers:

CLIENT NOTIFICATION/RESOLUTION

Person contacted: _____ Date/Time: _____

Project Manager SCURF Review: _____ Date: _____

Project Manager SRF Review: _____ Date: _____

Effective Date: 05/12/202205/12/2022

*Check mark top half of box if pH and/or dechlorination is verified and within the acceptance range for preservation samples.
Exceptions: VOA, Coliform, TOC, Oil and Grease, DRO/8015 (water) DOC, LLHg

**Bottom half of box is to list number of bottles
***Check all unpreserved Nitrates for chlorine

Proje WO# : 92607411
PM: BV Due Date: 06/06/22
CLIENT: 92-AECOM CHA

Item#	BP4U-125 mL Plastic Unpreserved (N/A) (Cl-)	BP3U-250 mL Plastic Unpreserved (N/A)	BP2U-500 mL Plastic Unpreserved (N/A)	BP1U-1 liter Plastic Unpreserved (N/A)	BP4S-125 mL Plastic H2SO4 (pH < 2) (Cl-)	BP3N-250 mL plastic HNO3 (pH < 2)	BP4Z-125 mL Plastic ZN Acetate & NaOH (>9)	BP4B-125 mL Plastic NaOH (pH > 12) (Cl-)	WGFU-Wide-mouthed Glass jar Unpreserved	AG1U-1 liter Amber Unpreserved (N/A) (Cl-)	AG1H-1 liter Amber HCl (pH < 2)	AG3U-250 mL Amber Unpreserved (N/A) (Cl-)	AG1S-1 liter Amber H2SO4 (pH < 2)	AG3S-250 mL Amber H2SO4 (pH < 2)	DG9A-250 mL Amber NH4Cl (N/A)(Cl-)	DG9H-40 mL VOA HCl (N/A)	VG9T-40 mL VOA Na2S2O3 (N/A)	VG9U-40 mL VOA Unpreserved (N/A)	DG9V-40 mL VOA H3PO4 (N/A)	DG9S-40 mL VOA H2SO4 (N/A)	V/GK (3 vials per kit)-VPH/Gas kit (N/A)	SP5T-125 mL Sterile Plastic (N/A – lab)	SP2T-250 mL Sterile Plastic (N/A – lab)		BP3R-250 mL Plastic (NH2)2SO4 (9.3-9.7)	AG0U-100 mL Amber Unpreserved (N/A) (Cl-)	VSGU-20 mL Scintillation vials (N/A)	DG9U-40 mL Amber Unpreserved vials (N/A)
1						1										7												
2						1										7												
3						1										7												
4						1										7												
5																2												
6						1										7												
7																7												
8																												
9																												
10																												
11																												
12																												

pH Adjustment Log for Preserved Samples

Sample ID	Type of Preservative	pH upon receipt	Date preservation adjusted	Time preservation adjusted	Amount of Preservative added	Lot #

Note: Whenever there is a discrepancy affecting North Carolina compliance samples, a copy of this form will be sent to the North Carolina DENR Certification Office (i.e. Out of hold, incorrect preservative, out of temp, incorrect containers.

YELLOW

Pace Analytical
WWW.PACELABS.COM

CHAIN-OF-CUSTODY / Analytical Request Document

The Chain-of-Custody is a LEGAL DOCUMENT. All relevant fields must be completed accurately.

Submitting a sample via this chain of custody constitutes acknowledgment and acceptance of the Pace Terms and Conditions found at https://info.pacelabs.com/hubfs/pas-standard-terms.pdf.

Page : 1 Of 1

Section A Required Client Information:		Section B Required Project Information:	Section C Invoice Information:	
Company: AECOM		Report To: Andrew Wreschnig	Attention:	
Address: 6000 Fairview Road		Copy To:	Company Name:	
Suite 200, Charlotte, NC 28226			Address:	Regulatory Agency
Email: andrew.wreschnig@aecom.com		Purchase Order #:	Pace Quote:	
Phone: (704)522-0330	Fax:	Project Name: CPC Huntersville 60639876	Pace Project Manager: bonnie.vang@pacelabs.com,	State / Location
Requested Due Date:		Project #:	Pace Profile #: 12518-3	NC

ITEM #	SAMPLE ID (One Character per box. (A-Z, 0-9 / , -) Sample Ids must be unique)	MATRIX CODE (see valid codes to left)	SAMPLE TYPE (G=GRAB C=COMP)	COLLECTED START DATE	COLLECTED START TIME	COLLECTED END DATE	COLLECTED END TIME	SAMPLE TEMP AT COLLECTION	# OF CONTAINERS	Preservatives: Unpreserved	H2SO4	HNO3	HCl	NaOH	Na2S2O3	Methanol	Other	Analyses Test Y/N	6200	VPH	Lead; Total	Trip BLANK	DI Water	Residual Chlorine (Y/N)	92007411
1	MW-61D	WT	G	6/1/22	1015				8	1			7					X	X	X				001
2	MW-92				1230																			002
3	MW-71				1405																			003
4	MW-93				1430																			004
5	TRIP BLANK																				X			007
6	EB-2-20220601				1515				3	1			7					X	X	X				005
7	FB-2-20220601				1515				7				7					X	X					006
8																								
9																								
10																								
11																								
12																								

MATRIX CODE: Drinking Water DW; Water WT; Waste Water WW; Product P; Soil/Solid SL; Oil OL; Wipe WP; Air AR; Other OT; Tissue TS

ADDITIONAL COMMENTS	RELINQUISHED BY / AFFILIATION	DATE	TIME	ACCEPTED BY / AFFILIATION	DATE	TIME	SAMPLE CONDITIONS			
	SAM MOORE / AECOM	6/1/22	1630	DP PACE HVL	6/1/22	1630	1.3	Y	Y	Y

SAMPLER NAME AND SIGNATURE

PRINT Name of SAMPLER: SAM MOORE

SIGNATURE of SAMPLER: [signature] DATE Signed: 6/1/22

TEMP in C | Received on Ice (Y/N) | Custody Sealed Cooler (Y/N) | Samples Intact (Y/N)

Pace Analytical Services, LLC
9800 Kincey Ave. Suite 100
Huntersville, NC 28078
(704)875-9092

June 07, 2022

Andrew Wreschnig
AECOM
6000 Fairview Road
Suite 200
Charlotte, NC 28210

RE: Project: CPC Huntersville 60639876
Pace Project No.: 92607412

Dear Andrew Wreschnig:

Enclosed are the analytical results for sample(s) received by the laboratory on June 01, 2022. The results relate only to the samples included in this report. Results reported herein conform to the applicable TNI/NELAC Standards and the laboratory's Quality Manual, where applicable, unless otherwise noted in the body of the report.

The test results provided in this final report were generated by each of the following laboratories within the Pace Network:

- Pace Analytical Services - Charlotte
- Pace Analytical Services - Peachtree Corners, GA

If you have any questions concerning this report, please feel free to contact me.

Sincerely,

Bonnie Vang
bonnie.vang@pacelabs.com
(704)875-9092
Project Manager

Enclosures

cc: Teresa Amentt Jennings, AECOM
Jeff Morrison, Colonial Pipeline Company

This report shall not be reproduced, except in full,
without the written consent of Pace Analytical Services, LLC.

Pace Analytical Services, LLC
9800 Kincey Ave. Suite 100
Huntersville, NC 28078
(704)875-9092

CERTIFICATIONS

Project: CPC Huntersville 60639876
Pace Project No.: 92607412

Pace Analytical Services Charlotte

South Carolina Laboratory ID: 99006
9800 Kincey Ave. Ste 100, Huntersville, NC 28078
North Carolina Drinking Water Certification #: 37706
North Carolina Field Services Certification #: 5342
North Carolina Wastewater Certification #: 12
South Carolina Laboratory ID: 99006
South Carolina Certification #: 99006001
South Carolina Drinking Water Cert. #: 99006003
Florida/NELAP Certification #: E87627
Kentucky UST Certification #: 84
Louisiana DoH Drinking Water #: LA029
Virginia/VELAP Certification #: 460221

Pace Analytical Services Peachtree Corners

110 Technology Pkwy, Peachtree Corners, GA 30092
Florida DOH Certification #: E87315
Georgia DW Inorganics Certification #: 812
North Carolina Certification #: 381
South Carolina Certification #: 98011001

This report shall not be reproduced, except in full,
without the written consent of Pace Analytical Services, LLC.

Pace Analytical Services, LLC
9800 Kincey Ave. Suite 100
Huntersville, NC 28078
(704)875-9092

SAMPLE SUMMARY

Project: CPC Huntersville 60639876
Pace Project No.: 92607412

Lab ID	Sample ID	Matrix	Date Collected	Date Received
92607412001	**MW-62D**	Water	06/01/22 11:05	06/01/22 16:30

This report shall not be reproduced, except in full,
without the written consent of Pace Analytical Services, LLC.

Pace Analytical Services, LLC
9800 Kincey Ave. Suite 100
Huntersville, NC 28078
(704)875-9092

SAMPLE ANALYTE COUNT

Project: CPC Huntersville 60639876
Pace Project No.: 92607412

Lab ID	Sample ID	Method	Analysts	Analytes Reported	Laboratory
92607412001	**MW-62D**	MADEP VPH	MAD	6	PASI-C
		EPA 6020B	CW1	1	PASI-GA
		SM 6200B	CL	63	PASI-C

PASI-C = Pace Analytical Services - Charlotte
PASI-GA = Pace Analytical Services - Peachtree Corners, GA

This report shall not be reproduced, except in full,
without the written consent of Pace Analytical Services, LLC.

Pace Analytical Services, LLC
9800 Kincey Ave. Suite 100
Huntersville, NC 28078
(704)875-9092

ANALYTICAL RESULTS

Project: CPC Huntersville 60639876
Pace Project No.: 92607412

Sample: MW-62D **Lab ID: 92607412001** Collected: 06/01/22 11:05 Received: 06/01/22 16:30 Matrix: Water

Parameters	Results	Units	Report Limit	MDL	DF	Prepared	Analyzed	CAS No.	Qual
VPH NC Water	Analytical Method: MADEP VPH Pace Analytical Services - Charlotte								
Total VPH (C5-C12)	ND	ug/L	50.0	50.0	1		06/04/22 01:52		N2
Aliphatic (C05-C08)	ND	ug/L	50.0	50.0	1		06/04/22 01:52		N2
Aliphatic(C09-C12) Adjusted	ND	ug/L	50.0	50.0	1		06/04/22 01:52		N2
Aromatic (C09-C10)	ND	ug/L	50.0	50.0	1		06/04/22 01:52		N2
Surrogates									
4-Bromofluorobenzene (FID) (S)	100	%	70-130		1		06/04/22 01:52	460-00-4	
4-Bromofluorobenzene (PID) (S)	80	%	70-130		1		06/04/22 01:52	460-00-4	
6020 MET ICPMS	Analytical Method: EPA 6020B Preparation Method: EPA 3005A Pace Analytical Services - Peachtree Corners, GA								
Lead	ND	ug/L	5.0	0.89	1	06/02/22 14:26	06/03/22 21:08	7439-92-1	
6200B MSV	Analytical Method: SM 6200B Pace Analytical Services - Charlotte								
Benzene	ND	ug/L	0.50	0.34	1		06/03/22 22:59	71-43-2	
Bromobenzene	ND	ug/L	0.50	0.29	1		06/03/22 22:59	108-86-1	
Bromochloromethane	ND	ug/L	0.50	0.47	1		06/03/22 22:59	74-97-5	
Bromodichloromethane	ND	ug/L	0.50	0.31	1		06/03/22 22:59	75-27-4	
Bromoform	ND	ug/L	0.50	0.34	1		06/03/22 22:59	75-25-2	
Bromomethane	ND	ug/L	5.0	1.7	1		06/03/22 22:59	74-83-9	
n-Butylbenzene	ND	ug/L	0.50	0.49	1		06/03/22 22:59	104-51-8	
sec-Butylbenzene	ND	ug/L	0.50	0.40	1		06/03/22 22:59	135-98-8	
tert-Butylbenzene	ND	ug/L	0.50	0.32	1		06/03/22 22:59	98-06-6	
Carbon tetrachloride	ND	ug/L	0.50	0.33	1		06/03/22 22:59	56-23-5	
Chlorobenzene	ND	ug/L	0.50	0.28	1		06/03/22 22:59	108-90-7	
Chloroethane	ND	ug/L	1.0	0.65	1		06/03/22 22:59	75-00-3	
Chloroform	ND	ug/L	0.50	0.43	1		06/03/22 22:59	67-66-3	
Chloromethane	ND	ug/L	1.0	0.54	1		06/03/22 22:59	74-87-3	
2-Chlorotoluene	ND	ug/L	0.50	0.32	1		06/03/22 22:59	95-49-8	
4-Chlorotoluene	ND	ug/L	0.50	0.32	1		06/03/22 22:59	106-43-4	
1,2-Dibromo-3-chloropropane	ND	ug/L	1.0	0.34	1		06/03/22 22:59	96-12-8	
Dibromochloromethane	ND	ug/L	0.50	0.36	1		06/03/22 22:59	124-48-1	
1,2-Dibromoethane (EDB)	ND	ug/L	0.50	0.27	1		06/03/22 22:59	106-93-4	
Dibromomethane	ND	ug/L	0.50	0.39	1		06/03/22 22:59	74-95-3	
1,2-Dichlorobenzene	ND	ug/L	0.50	0.34	1		06/03/22 22:59	95-50-1	
1,3-Dichlorobenzene	ND	ug/L	0.50	0.34	1		06/03/22 22:59	541-73-1	
1,4-Dichlorobenzene	ND	ug/L	0.50	0.33	1		06/03/22 22:59	106-46-7	
Dichlorodifluoromethane	ND	ug/L	0.50	0.35	1		06/03/22 22:59	75-71-8	
1,1-Dichloroethane	ND	ug/L	0.50	0.37	1		06/03/22 22:59	75-34-3	
1,2-Dichloroethane	ND	ug/L	0.50	0.32	1		06/03/22 22:59	107-06-2	
1,1-Dichloroethene	ND	ug/L	0.50	0.35	1		06/03/22 22:59	75-35-4	
cis-1,2-Dichloroethene	ND	ug/L	0.50	0.38	1		06/03/22 22:59	156-59-2	
trans-1,2-Dichloroethene	ND	ug/L	0.50	0.40	1		06/03/22 22:59	156-60-5	
1,2-Dichloropropane	ND	ug/L	0.50	0.36	1		06/03/22 22:59	78-87-5	
1,3-Dichloropropane	ND	ug/L	0.50	0.28	1		06/03/22 22:59	142-28-9	

REPORT OF LABORATORY ANALYSIS

This report shall not be reproduced, except in full,
without the written consent of Pace Analytical Services, LLC.

Pace Analytical Services, LLC
9800 Kincey Ave. Suite 100
Huntersville, NC 28078
(704)875-9092

ANALYTICAL RESULTS

Project: CPC Huntersville 60639876
Pace Project No.: 92607412

Sample: MW-62D **Lab ID: 92607412001** Collected: 06/01/22 11:05 Received: 06/01/22 16:30 Matrix: Water

Parameters	Results	Units	Report Limit	MDL	DF	Prepared	Analyzed	CAS No.	Qual
6200B MSV	Analytical Method: SM 6200B Pace Analytical Services - Charlotte								
2,2-Dichloropropane	ND	ug/L	0.50	0.39	1		06/03/22 22:59	594-20-7	
1,1-Dichloropropene	ND	ug/L	0.50	0.43	1		06/03/22 22:59	563-58-6	
cis-1,3-Dichloropropene	ND	ug/L	0.50	0.36	1		06/03/22 22:59	10061-01-5	
trans-1,3-Dichloropropene	ND	ug/L	0.50	0.36	1		06/03/22 22:59	10061-02-6	
Diisopropyl ether	ND	ug/L	0.50	0.31	1		06/03/22 22:59	108-20-3	
Ethylbenzene	ND	ug/L	0.50	0.30	1		06/03/22 22:59	100-41-4	
Hexachloro-1,3-butadiene	ND	ug/L	2.0	1.5	1		06/03/22 22:59	87-68-3	
Isopropylbenzene (Cumene)	ND	ug/L	0.50	0.33	1		06/03/22 22:59	98-82-8	
Methylene Chloride	ND	ug/L	2.0	2.0	1		06/03/22 22:59	75-09-2	
Methyl-tert-butyl ether	ND	ug/L	0.50	0.42	1		06/03/22 22:59	1634-04-4	
Naphthalene	ND	ug/L	2.0	0.64	1		06/03/22 22:59	91-20-3	
n-Propylbenzene	ND	ug/L	0.50	0.34	1		06/03/22 22:59	103-65-1	
Styrene	ND	ug/L	0.50	0.29	1		06/03/22 22:59	100-42-5	
1,1,1,2-Tetrachloroethane	ND	ug/L	0.50	0.31	1		06/03/22 22:59	630-20-6	
1,1,2,2-Tetrachloroethane	ND	ug/L	0.50	0.22	1		06/03/22 22:59	79-34-5	
Tetrachloroethene	ND	ug/L	0.50	0.29	1		06/03/22 22:59	127-18-4	
Toluene	ND	ug/L	0.50	0.48	1		06/03/22 22:59	108-88-3	
1,2,3-Trichlorobenzene	ND	ug/L	2.0	0.81	1		06/03/22 22:59	87-61-6	
1,2,4-Trichlorobenzene	ND	ug/L	2.0	0.64	1		06/03/22 22:59	120-82-1	
1,1,1-Trichloroethane	ND	ug/L	0.50	0.33	1		06/03/22 22:59	71-55-6	
1,1,2-Trichloroethane	ND	ug/L	0.50	0.32	1		06/03/22 22:59	79-00-5	
Trichloroethene	ND	ug/L	0.50	0.38	1		06/03/22 22:59	79-01-6	
Trichlorofluoromethane	ND	ug/L	1.0	0.30	1		06/03/22 22:59	75-69-4	
1,2,3-Trichloropropane	ND	ug/L	0.50	0.26	1		06/03/22 22:59	96-18-4	
1,2,4-Trimethylbenzene	ND	ug/L	0.50	0.50	1		06/03/22 22:59	95-63-6	
1,3,5-Trimethylbenzene	ND	ug/L	0.50	0.33	1		06/03/22 22:59	108-67-8	
Vinyl chloride	ND	ug/L	1.0	0.39	1		06/03/22 22:59	75-01-4	
m&p-Xylene	ND	ug/L	1.0	0.71	1		06/03/22 22:59	179601-23-1	
o-Xylene	ND	ug/L	0.50	0.34	1		06/03/22 22:59	95-47-6	
Surrogates									
1,2-Dichloroethane-d4 (S)	103	%	70-130		1		06/03/22 22:59	17060-07-0	
4-Bromofluorobenzene (S)	95	%	70-130		1		06/03/22 22:59	460-00-4	
Toluene-d8 (S)	98	%	70-130		1		06/03/22 22:59	2037-26-5	

REPORT OF LABORATORY ANALYSIS

This report shall not be reproduced, except in full,
without the written consent of Pace Analytical Services, LLC.

Pace Analytical Services, LLC
9800 Kincey Ave. Suite 100
Huntersville, NC 28078
(704)875-9092

QUALITY CONTROL DATA

Project: CPC Huntersville 60639876
Pace Project No.: 92607412

QC Batch: 702280
QC Batch Method: MADEP VPH
Analysis Method: MADEP VPH
Analysis Description: VPH NC Water
Laboratory: Pace Analytical Services - Charlotte
Associated Lab Samples: 92607412001

METHOD BLANK: 3665300 Matrix: Water
Associated Lab Samples: 92607412001

Parameter	Units	Blank Result	Reporting Limit	MDL	Analyzed	Qualifiers
Aliphatic (C05-C08)	ug/L	ND	50.0	50.0	06/04/22 06:40	N2
Aromatic (C09-C10)	ug/L	ND	50.0	50.0	06/04/22 06:40	N2
4-Bromofluorobenzene (FID) (S)	%	97	70-130		06/04/22 06:40	
4-Bromofluorobenzene (PID) (S)	%	79	70-130		06/04/22 06:40	

LABORATORY CONTROL SAMPLE & LCSD: 3665301 3665302

Parameter	Units	Spike Conc.	LCS Result	LCSD Result	LCS % Rec	LCSD % Rec	% Rec Limits	RPD	Max RPD	Qualifiers
Aliphatic (C05-C08)	ug/L	300	360	342	120	114	70-130	5	25	N2
Aromatic (C09-C10)	ug/L	100	96.4	92.9	96	93	70-130	4	25	N2
4-Bromofluorobenzene (FID) (S)	%				103	102	70-130			
4-Bromofluorobenzene (PID) (S)	%				83	82	70-130			

Results presented on this page are in the units indicated by the "Units" column except where an alternate unit is presented to the right of the result.

REPORT OF LABORATORY ANALYSIS

This report shall not be reproduced, except in full,
without the written consent of Pace Analytical Services, LLC.

Pace Analytical Services, LLC
9800 Kincey Ave. Suite 100
Huntersville, NC 28078
(704)875-9092

QUALITY CONTROL DATA

Project: CPC Huntersville 60639876
Pace Project No.: 92607412

QC Batch: 701895
QC Batch Method: EPA 3005A
Analysis Method: EPA 6020B
Analysis Description: 6020 MET
Laboratory: Pace Analytical Services - Peachtree Corners, GA
Associated Lab Samples: 92607412001

METHOD BLANK: 3663238 Matrix: Water
Associated Lab Samples: 92607412001

Parameter	Units	Blank Result	Reporting Limit	MDL	Analyzed	Qualifiers
Lead	ug/L	ND	5.0	0.89	06/03/22 19:15	

LABORATORY CONTROL SAMPLE: 3663239

Parameter	Units	Spike Conc.	LCS Result	LCS % Rec	% Rec Limits	Qualifiers
Lead	ug/L	100	96.2	96	80-120	

MATRIX SPIKE & MATRIX SPIKE DUPLICATE: 3663240 3663241

Parameter	Units	92607409007 Result	MS Spike Conc.	MSD Spike Conc.	MS Result	MSD Result	MS % Rec	MSD % Rec	% Rec Limits	RPD	Max RPD	Qual
Lead	ug/L	9.2	100	100	108	106	99	97	75-125	2	20	

Results presented on this page are in the units indicated by the "Units" column except where an alternate unit is presented to the right of the result.

REPORT OF LABORATORY ANALYSIS

This report shall not be reproduced, except in full,
without the written consent of Pace Analytical Services, LLC.

Pace Analytical Services, LLC
9800 Kincey Ave. Suite 100
Huntersville, NC 28078
(704)875-9092

QUALITY CONTROL DATA

Project: CPC Huntersville 60639876
Pace Project No.: 92607412

QC Batch: 702166
QC Batch Method: SM 6200B
Analysis Method: SM 6200B
Analysis Description: 6200B MSV
Laboratory: Pace Analytical Services - Charlotte

Associated Lab Samples: 92607412001

METHOD BLANK: 3664463 Matrix: Water
Associated Lab Samples: 92607412001

Parameter	Units	Blank Result	Reporting Limit	MDL	Analyzed	Qualifiers
1,1,1,2-Tetrachloroethane	ug/L	ND	0.50	0.31	06/03/22 18:59	
1,1,1-Trichloroethane	ug/L	ND	0.50	0.33	06/03/22 18:59	
1,1,2,2-Tetrachloroethane	ug/L	ND	0.50	0.22	06/03/22 18:59	
1,1,2-Trichloroethane	ug/L	ND	0.50	0.32	06/03/22 18:59	
1,1-Dichloroethane	ug/L	ND	0.50	0.37	06/03/22 18:59	
1,1-Dichloroethene	ug/L	ND	0.50	0.35	06/03/22 18:59	
1,1-Dichloropropene	ug/L	ND	0.50	0.43	06/03/22 18:59	
1,2,3-Trichlorobenzene	ug/L	ND	2.0	0.81	06/03/22 18:59	
1,2,3-Trichloropropane	ug/L	ND	0.50	0.26	06/03/22 18:59	
1,2,4-Trichlorobenzene	ug/L	ND	2.0	0.64	06/03/22 18:59	
1,2,4-Trimethylbenzene	ug/L	ND	0.50	0.50	06/03/22 18:59	
1,2-Dibromo-3-chloropropane	ug/L	ND	1.0	0.34	06/03/22 18:59	
1,2-Dibromoethane (EDB)	ug/L	ND	0.50	0.27	06/03/22 18:59	
1,2-Dichlorobenzene	ug/L	ND	0.50	0.34	06/03/22 18:59	
1,2-Dichloroethane	ug/L	ND	0.50	0.32	06/03/22 18:59	
1,2-Dichloropropane	ug/L	ND	0.50	0.36	06/03/22 18:59	
1,3,5-Trimethylbenzene	ug/L	ND	0.50	0.33	06/03/22 18:59	
1,3-Dichlorobenzene	ug/L	ND	0.50	0.34	06/03/22 18:59	
1,3-Dichloropropane	ug/L	ND	0.50	0.28	06/03/22 18:59	
1,4-Dichlorobenzene	ug/L	ND	0.50	0.33	06/03/22 18:59	
2,2-Dichloropropane	ug/L	ND	0.50	0.39	06/03/22 18:59	
2-Chlorotoluene	ug/L	ND	0.50	0.32	06/03/22 18:59	
4-Chlorotoluene	ug/L	ND	0.50	0.32	06/03/22 18:59	
Benzene	ug/L	ND	0.50	0.34	06/03/22 18:59	
Bromobenzene	ug/L	ND	0.50	0.29	06/03/22 18:59	
Bromochloromethane	ug/L	ND	0.50	0.47	06/03/22 18:59	
Bromodichloromethane	ug/L	ND	0.50	0.31	06/03/22 18:59	
Bromoform	ug/L	ND	0.50	0.34	06/03/22 18:59	
Bromomethane	ug/L	ND	5.0	1.7	06/03/22 18:59	
Carbon tetrachloride	ug/L	ND	0.50	0.33	06/03/22 18:59	
Chlorobenzene	ug/L	ND	0.50	0.28	06/03/22 18:59	
Chloroethane	ug/L	ND	1.0	0.65	06/03/22 18:59	
Chloroform	ug/L	ND	0.50	0.43	06/03/22 18:59	
Chloromethane	ug/L	ND	1.0	0.54	06/03/22 18:59	
cis-1,2-Dichloroethene	ug/L	ND	0.50	0.38	06/03/22 18:59	
cis-1,3-Dichloropropene	ug/L	ND	0.50	0.36	06/03/22 18:59	
Dibromochloromethane	ug/L	ND	0.50	0.36	06/03/22 18:59	
Dibromomethane	ug/L	ND	0.50	0.39	06/03/22 18:59	
Dichlorodifluoromethane	ug/L	ND	0.50	0.35	06/03/22 18:59	
Diisopropyl ether	ug/L	ND	0.50	0.31	06/03/22 18:59	

Results presented on this page are in the units indicated by the "Units" column except where an alternate unit is presented to the right of the result.

REPORT OF LABORATORY ANALYSIS

This report shall not be reproduced, except in full,
without the written consent of Pace Analytical Services, LLC.

Pace Analytical Services, LLC
9800 Kincey Ave. Suite 100
Huntersville, NC 28078
(704)875-9092

QUALITY CONTROL DATA

Project: CPC Huntersville 60639876
Pace Project No.: 92607412

METHOD BLANK: 3664463 Matrix: Water
Associated Lab Samples: 92607412001

Parameter	Units	Blank Result	Reporting Limit	MDL	Analyzed	Qualifiers
Ethylbenzene	ug/L	ND	0.50	0.30	06/03/22 18:59	
Hexachloro-1,3-butadiene	ug/L	ND	2.0	1.5	06/03/22 18:59	
Isopropylbenzene (Cumene)	ug/L	ND	0.50	0.33	06/03/22 18:59	
m&p-Xylene	ug/L	ND	1.0	0.71	06/03/22 18:59	
Methyl-tert-butyl ether	ug/L	ND	0.50	0.42	06/03/22 18:59	
Methylene Chloride	ug/L	ND	2.0	2.0	06/03/22 18:59	
n-Butylbenzene	ug/L	ND	0.50	0.49	06/03/22 18:59	
n-Propylbenzene	ug/L	ND	0.50	0.34	06/03/22 18:59	
Naphthalene	ug/L	ND	2.0	0.64	06/03/22 18:59	
o-Xylene	ug/L	ND	0.50	0.34	06/03/22 18:59	
sec-Butylbenzene	ug/L	ND	0.50	0.40	06/03/22 18:59	
Styrene	ug/L	ND	0.50	0.29	06/03/22 18:59	
tert-Butylbenzene	ug/L	ND	0.50	0.32	06/03/22 18:59	
Tetrachloroethene	ug/L	ND	0.50	0.29	06/03/22 18:59	
Toluene	ug/L	ND	0.50	0.48	06/03/22 18:59	
trans-1,2-Dichloroethene	ug/L	ND	0.50	0.40	06/03/22 18:59	
trans-1,3-Dichloropropene	ug/L	ND	0.50	0.36	06/03/22 18:59	
Trichloroethene	ug/L	ND	0.50	0.38	06/03/22 18:59	
Trichlorofluoromethane	ug/L	ND	1.0	0.30	06/03/22 18:59	
Vinyl chloride	ug/L	ND	1.0	0.39	06/03/22 18:59	
1,2-Dichloroethane-d4 (S)	%	100	70-130		06/03/22 18:59	
4-Bromofluorobenzene (S)	%	98	70-130		06/03/22 18:59	
Toluene-d8 (S)	%	98	70-130		06/03/22 18:59	

LABORATORY CONTROL SAMPLE: 3664464

Parameter	Units	Spike Conc.	LCS Result	LCS % Rec	% Rec Limits	Qualifiers
1,1,1,2-Tetrachloroethane	ug/L	50	52.0	104	60-140	
1,1,1-Trichloroethane	ug/L	50	53.1	106	60-140	
1,1,2,2-Tetrachloroethane	ug/L	50	55.6	111	60-140	
1,1,2-Trichloroethane	ug/L	50	57.3	115	60-140	
1,1-Dichloroethane	ug/L	50	55.9	112	60-140	
1,1-Dichloroethene	ug/L	50	58.7	117	60-140	
1,1-Dichloropropene	ug/L	50	56.4	113	60-140	
1,2,3-Trichlorobenzene	ug/L	50	46.5	93	60-140	
1,2,3-Trichloropropane	ug/L	50	54.3	109	60-140	
1,2,4-Trichlorobenzene	ug/L	50	46.6	93	60-140	
1,2,4-Trimethylbenzene	ug/L	50	51.5	103	60-140	
1,2-Dibromo-3-chloropropane	ug/L	50	52.4	105	60-140	
1,2-Dibromoethane (EDB)	ug/L	50	55.9	112	60-140	
1,2-Dichlorobenzene	ug/L	50	53.2	106	60-140	
1,2-Dichloroethane	ug/L	50	53.4	107	60-140	
1,2-Dichloropropane	ug/L	50	56.6	113	60-140	
1,3,5-Trimethylbenzene	ug/L	50	52.1	104	60-140	

Results presented on this page are in the units indicated by the "Units" column except where an alternate unit is presented to the right of the result.

REPORT OF LABORATORY ANALYSIS

This report shall not be reproduced, except in full,
without the written consent of Pace Analytical Services, LLC.

Pace Analytical Services, LLC
9800 Kincey Ave. Suite 100
Huntersville, NC 28078
(704)875-9092

QUALITY CONTROL DATA

Project: CPC Huntersville 60639876
Pace Project No.: 92607412

LABORATORY CONTROL SAMPLE: 3664464

Parameter	Units	Spike Conc.	LCS Result	LCS % Rec	% Rec Limits	Qualifiers
1,3-Dichlorobenzene	ug/L	50	52.7	105	60-140	
1,3-Dichloropropane	ug/L	50	56.0	112	60-140	
1,4-Dichlorobenzene	ug/L	50	52.3	105	60-140	
2,2-Dichloropropane	ug/L	50	51.4	103	60-140	
2-Chlorotoluene	ug/L	50	53.7	107	60-140	
4-Chlorotoluene	ug/L	50	53.5	107	60-140	
Benzene	ug/L	50	51.2	102	60-140	
Bromobenzene	ug/L	50	54.1	108	60-140	
Bromochloromethane	ug/L	50	59.0	118	60-140	
Bromodichloromethane	ug/L	50	54.4	109	60-140	
Bromoform	ug/L	50	50.9	102	60-140	
Bromomethane	ug/L	50	44.2	88	60-140	
Carbon tetrachloride	ug/L	50	48.4	97	60-140	
Chlorobenzene	ug/L	50	53.3	107	60-140	
Chloroethane	ug/L	50	43.0	86	60-140	
Chloroform	ug/L	50	58.5	117	60-140	
Chloromethane	ug/L	50	55.7	111	60-140	
cis-1,2-Dichloroethene	ug/L	50	55.8	112	60-140	
cis-1,3-Dichloropropene	ug/L	50	57.1	114	60-140	
Dibromochloromethane	ug/L	50	53.0	106	60-140	
Dibromomethane	ug/L	50	53.7	107	60-140	
Dichlorodifluoromethane	ug/L	50	56.9	114	60-140	
Diisopropyl ether	ug/L	50	55.7	111	60-140	
Ethylbenzene	ug/L	50	51.8	104	60-140	
Hexachloro-1,3-butadiene	ug/L	50	38.7	77	60-140	
Isopropylbenzene (Cumene)	ug/L	50	48.5	97	60-140	
m&p-Xylene	ug/L	100	104	104	60-140	
Methyl-tert-butyl ether	ug/L	50	55.5	111	60-140	
Methylene Chloride	ug/L	50	53.4	107	60-140	
n-Butylbenzene	ug/L	50	49.1	98	60-140	
n-Propylbenzene	ug/L	50	53.2	106	60-140	
Naphthalene	ug/L	50	54.6	109	60-140	
o-Xylene	ug/L	50	52.5	105	60-140	
sec-Butylbenzene	ug/L	50	50.1	100	60-140	
Styrene	ug/L	50	55.9	112	60-140	
tert-Butylbenzene	ug/L	50	41.8	84	60-140	
Tetrachloroethene	ug/L	50	48.2	96	60-140	
Toluene	ug/L	50	52.9	106	60-140	
trans-1,2-Dichloroethene	ug/L	50	57.9	116	60-140	
trans-1,3-Dichloropropene	ug/L	50	56.1	112	60-140	
Trichloroethene	ug/L	50	52.7	105	60-140	
Trichlorofluoromethane	ug/L	50	46.9	94	60-140	
Vinyl chloride	ug/L	50	57.6	115	60-140	
1,2-Dichloroethane-d4 (S)	%			105	70-130	
4-Bromofluorobenzene (S)	%			96	70-130	
Toluene-d8 (S)	%			100	70-130	

Results presented on this page are in the units indicated by the "Units" column except where an alternate unit is presented to the right of the result.

REPORT OF LABORATORY ANALYSIS

This report shall not be reproduced, except in full,
without the written consent of Pace Analytical Services, LLC.

Pace Analytical Services, LLC
9800 Kincey Ave. Suite 100
Huntersville, NC 28078
(704)875-9092

QUALITY CONTROL DATA

Project: CPC Huntersville 60639876
Pace Project No.: 92607412

MATRIX SPIKE & MATRIX SPIKE DUPLICATE: 3664465 3664466

Parameter	Units	92607679024 Result	MS Spike Conc.	MSD Spike Conc.	MS Result	MSD Result	MS % Rec	MSD % Rec	% Rec Limits	RPD	Max RPD	Qual
1,1,1,2-Tetrachloroethane	ug/L	ND	20	20	26.2	26.5	131	132	60-140	1	30	
1,1,1-Trichloroethane	ug/L	ND	20	20	29.1	29.4	146	147	60-140	1	30	M1
1,1,2,2-Tetrachloroethane	ug/L	ND	20	20	27.8	28.1	139	140	60-140	1	30	
1,1,2-Trichloroethane	ug/L	ND	20	20	28.5	29.0	142	145	60-140	2	30	M1
1,1-Dichloroethane	ug/L	ND	20	20	30.4	30.3	152	151	60-140	0	30	M1
1,1-Dichloroethene	ug/L	ND	20	20	32.0	32.5	160	163	60-140	1	30	M1
1,1-Dichloropropene	ug/L	ND	20	20	30.6	30.9	153	155	60-140	1	30	M1
1,2,3-Trichlorobenzene	ug/L	ND	20	20	21.4	22.2	107	111	60-140	4	30	
1,2,3-Trichloropropane	ug/L	ND	20	20	27.0	27.4	135	137	60-140	1	30	
1,2,4-Trichlorobenzene	ug/L	ND	20	20	21.7	22.3	109	111	60-140	2	30	
1,2,4-Trimethylbenzene	ug/L	ND	20	20	25.5	25.5	128	127	60-140	0	30	
1,2-Dibromo-3-chloropropane	ug/L	ND	20	20	23.6	25.0	118	125	60-140	6	30	
1,2-Dibromoethane (EDB)	ug/L	ND	20	20	27.7	28.5	138	142	60-140	3	30	M1
1,2-Dichlorobenzene	ug/L	ND	20	20	26.4	26.5	132	133	60-140	1	30	
1,2-Dichloroethane	ug/L	ND	20	20	28.7	29.0	144	145	60-140	1	30	M1
1,2-Dichloropropane	ug/L	ND	20	20	28.9	29.5	145	147	60-140	2	30	M1
1,3,5-Trimethylbenzene	ug/L	ND	20	20	26.4	26.5	132	133	60-140	1	30	
1,3-Dichlorobenzene	ug/L	ND	20	20	26.7	26.7	133	133	60-140	0	30	
1,3-Dichloropropane	ug/L	ND	20	20	28.1	28.5	141	143	60-140	1	30	M1
1,4-Dichlorobenzene	ug/L	ND	20	20	25.9	26.1	129	131	60-140	1	30	
2,2-Dichloropropane	ug/L	ND	20	20	27.9	28.3	140	142	60-140	1	30	M1
2-Chlorotoluene	ug/L	ND	20	20	26.9	27.1	134	135	60-140	1	30	
4-Chlorotoluene	ug/L	ND	20	20	27.4	27.1	137	136	60-140	1	30	
Benzene	ug/L	ND	20	20	27.6	27.8	138	139	60-140	1	30	
Bromobenzene	ug/L	ND	20	20	27.4	27.5	137	137	60-140	0	30	
Bromochloromethane	ug/L	ND	20	20	31.8	31.4	159	157	60-140	1	30	M1
Bromodichloromethane	ug/L	ND	20	20	27.7	27.6	138	138	60-140	0	30	
Bromoform	ug/L	ND	20	20	24.1	25.0	121	125	60-140	4	30	
Bromomethane	ug/L	ND	20	20	23.4	25.1	117	125	60-140	7	30	
Carbon tetrachloride	ug/L	ND	20	20	25.6	26.0	128	130	60-140	1	30	
Chlorobenzene	ug/L	ND	20	20	27.9	27.8	140	139	60-140	0	30	
Chloroethane	ug/L	ND	20	20	37.8	36.5	189	183	60-140	3	30	M1
Chloroform	ug/L	ND	20	20	30.2	30.3	151	151	60-140	0	30	M1
Chloromethane	ug/L	ND	20	20	28.5	30.0	143	150	60-140	5	30	M1
cis-1,2-Dichloroethene	ug/L	ND	20	20	30.0	30.5	150	153	60-140	2	30	M1
cis-1,3-Dichloropropene	ug/L	ND	20	20	27.8	28.2	139	141	60-140	2	30	M1
Dibromochloromethane	ug/L	ND	20	20	26.1	26.8	131	134	60-140	2	30	
Dibromomethane	ug/L	ND	20	20	27.1	27.4	135	137	60-140	1	30	
Dichlorodifluoromethane	ug/L	ND	20	20	28.1	27.9	141	139	60-140	1	30	M1
Diisopropyl ether	ug/L	ND	20	20	28.7	29.2	143	146	60-140	2	30	M1
Ethylbenzene	ug/L	ND	20	20	27.1	27.5	136	137	60-140	1	30	
Hexachloro-1,3-butadiene	ug/L	ND	20	20	20.2	20.0	101	100	60-140	1	30	
Isopropylbenzene (Cumene)	ug/L	ND	20	20	25.3	25.3	127	127	60-140	0	30	
m&p-Xylene	ug/L	ND	40	40	54.0	54.9	135	137	60-140	2	30	

Results presented on this page are in the units indicated by the "Units" column except where an alternate unit is presented to the right of the result.

REPORT OF LABORATORY ANALYSIS

This report shall not be reproduced, except in full,
without the written consent of Pace Analytical Services, LLC.

Pace Analytical Services, LLC
9800 Kincey Ave. Suite 100
Huntersville, NC 28078
(704)875-9092

QUALITY CONTROL DATA

Project: CPC Huntersville 60639876
Pace Project No.: 92607412

MATRIX SPIKE & MATRIX SPIKE DUPLICATE: 3664465 3664466

Parameter	Units	92607679024 Result	MS Spike Conc.	MSD Spike Conc.	MS Result	MSD Result	MS % Rec	MSD % Rec	% Rec Limits	RPD	Max RPD	Qual
Methyl-tert-butyl ether	ug/L	ND	20	20	28.1	28.5	141	142	60-140	1	30	M1
Methylene Chloride	ug/L	ND	20	20	28.6	28.2	143	141	60-140	2	30	M1
n-Butylbenzene	ug/L	ND	20	20	24.8	24.2	124	121	60-140	2	30	
n-Propylbenzene	ug/L	ND	20	20	27.0	27.0	135	135	60-140	0	30	
Naphthalene	ug/L	ND	20	20	23.7	24.9	119	125	60-140	5	30	
o-Xylene	ug/L	ND	20	20	26.7	26.9	134	134	60-140	0	30	
sec-Butylbenzene	ug/L	ND	20	20	25.6	25.5	128	128	60-140	0	30	
Styrene	ug/L	ND	20	20	28.4	28.6	142	143	60-140	1	30	M1
tert-Butylbenzene	ug/L	ND	20	20	21.3	21.2	107	106	60-140	1	30	
Tetrachloroethene	ug/L	ND	20	20	25.3	25.2	126	126	60-140	0	30	
Toluene	ug/L	ND	20	20	27.7	27.8	138	139	60-140	0	30	
trans-1,2-Dichloroethene	ug/L	ND	20	20	31.0	31.1	155	155	60-140	0	30	M1
trans-1,3-Dichloropropene	ug/L	ND	20	20	27.1	27.8	136	139	60-140	3	30	
Trichloroethene	ug/L	ND	20	20	28.2	28.3	141	141	60-140	0	30	M1
Trichlorofluoromethane	ug/L	0.62J	20	20	28.8	28.4	141	139	60-140	1	30	M1
Vinyl chloride	ug/L	ND	20	20	30.9	31.2	155	156	60-140	1	30	M1
1,2-Dichloroethane-d4 (S)	%						105	106	70-130			
4-Bromofluorobenzene (S)	%						96	97	70-130			
Toluene-d8 (S)	%						100	100	70-130			

Results presented on this page are in the units indicated by the "Units" column except where an alternate unit is presented to the right of the result.

REPORT OF LABORATORY ANALYSIS

This report shall not be reproduced, except in full,
without the written consent of Pace Analytical Services, LLC.

Pace Analytical Services, LLC
9800 Kincey Ave. Suite 100
Huntersville, NC 28078
(704)875-9092

QUALIFIERS

Project: CPC Huntersville 60639876
Pace Project No.: 92607412

DEFINITIONS

DF - Dilution Factor, if reported, represents the factor applied to the reported data due to dilution of the sample aliquot.

ND - Not Detected at or above adjusted reporting limit.

TNTC - Too Numerous To Count

J - Estimated concentration above the adjusted method detection limit and below the adjusted reporting limit.

MDL - Adjusted Method Detection Limit.

PQL - Practical Quantitation Limit.

RL - Reporting Limit - The lowest concentration value that meets project requirements for quantitative data with known precision and bias for a specific analyte in a specific matrix.

S - Surrogate

1,2-Diphenylhydrazine decomposes to and cannot be separated from Azobenzene using Method 8270. The result for each analyte is a combined concentration.

Consistent with EPA guidelines, unrounded data are displayed and have been used to calculate % recovery and RPD values.

LCS(D) - Laboratory Control Sample (Duplicate)

MS(D) - Matrix Spike (Duplicate)

DUP - Sample Duplicate

RPD - Relative Percent Difference

NC - Not Calculable.

SG - Silica Gel - Clean-Up

U - Indicates the compound was analyzed for, but not detected.

Acid preservation may not be appropriate for 2 Chloroethylvinyl ether.

A separate vial preserved to a pH of 4-5 is recommended in SW846 Chapter 4 for the analysis of Acrolein and Acrylonitrile by EPA Method 8260.

N-Nitrosodiphenylamine decomposes and cannot be separated from Diphenylamine using Method 8270. The result reported for each analyte is a combined concentration.

Reported results are not rounded until the final step prior to reporting. Therefore, calculated parameters that are typically reported as "Total" may vary slightly from the sum of the reported component parameters.

Pace Analytical is TNI accredited. Contact your Pace PM for the current list of accredited analytes.

TNI - The NELAC Institute.

ANALYTE QUALIFIERS

M1	Matrix spike recovery exceeded QC limits. Batch accepted based on laboratory control sample (LCS) recovery.
N2	The lab does not hold NELAC/TNI accreditation for this parameter but other accreditations/certifications may apply. A complete list of accreditations/certifications is available upon request.

This report shall not be reproduced, except in full,
without the written consent of Pace Analytical Services, LLC.

Pace Analytical Services, LLC
9800 Kincey Ave. Suite 100
Huntersville, NC 28078
(704)875-9092

QUALITY CONTROL DATA CROSS REFERENCE TABLE

Project: CPC Huntersville 60639876
Pace Project No.: 92607412

Lab ID	Sample ID	QC Batch Method	QC Batch	Analytical Method	Analytical Batch
92607412001	**MW-62D**	MADEP VPH	702280		
92607412001	**MW-62D**	EPA 3005A	701895	EPA 6020B	702260
92607412001	**MW-62D**	SM 6200B	702166		

This report shall not be reproduced, except in full,
without the written consent of Pace Analytical Services, LLC.

Effective Date: 05/12/202205/12/2022

Laboratory receiving samples:

Asheville ☐ Eden ☐ Greenwood ☐ Huntersville ☑ Raleigh ☐ Mechanicsville ☐ Atlanta ☐ Kernersville ☐

Sample Condition Upon Receipt

Client Name: AECOM

Proje

WO# : 92607412

92607412

Courier: ☐ Commercial ☐ Fed Ex ☐ Pace ☐ UPS ☐ USPS ☐ Other: ☑ Client

Custody Seal Present? ☐ Yes ☐ No MS 6/1/22 Seals Intact? ☑ Yes ☐ No

Date/Initials Person Examining Contents: MS 6/1/22

Packing Material: ☑ Bubble Wrap ☑ Bubble Bags ☐ None ☐ Other

Biological Tissue Frozen? ☐ Yes ☐ No ☑ N/A

Thermometer: ☑ IR Gun ID: 92TOOL

Type of Ice: ☑ Wet ☐ Blue ☐ None

Cooler Temp: 1.3 Correction Factor: Add/Subtract (°C) 0

Cooler Temp Corrected (°C): 1.3

Temp should be above freezing to 6°C

☐ Samples out of temp criteria. Samples on ice, cooling process has begun

USDA Regulated Soil (☑ N/A, water sample)

Did samples originate in a quarantine zone within the United States: CA, NY, or SC (check maps)? ☐ Yes ☐ No

Did samples originate from a foreign source (internationally, including Hawaii and Puerto Rico)? ☐ Yes ☐ No

				Comments/Discrepancy:
Chain of Custody Present?	☑ Yes	☐ No	☐ N/A	1.
Samples Arrived within Hold Time?	☑ Yes	☐ No	☐ N/A	2.
Short Hold Time Analysis (<72 hr.)?	☐ Yes	☑ No	☐ N/A	3.
Rush Turn Around Time Requested?	☑ Yes	☐ No	☐ N/A	4.
Sufficient Volume?	☑ Yes	☐ No	☐ N/A	5.
Correct Containers Used?	☑ Yes	☐ No	☐ N/A	6.
-Pace Containers Used?	☑ Yes	☐ No	☐ N/A	
Containers Intact?	☑ Yes	☐ No	☐ N/A	7.
Dissolved analysis: Samples Field Filtered?	☐ Yes	☐ No	☑ N/A	8.
Sample Labels Match COC?	☑ Yes	☐ No	☐ N/A	9.
-Includes Date/Time/ID/Analysis Matrix: WT				
Headspace in VOA Vials (>5-6mm)?	☐ Yes	☑ No	☐ N/A	10.
Trip Blank Present?	☐ Yes	☐ No	☑ N/A	11.
Trip Blank Custody Seals Present?	☐ Yes	☐ No	☑ N/A	

COMMENTS/SAMPLE DISCREPANCY

Field Data Required? ☐ Yes ☐ No

Lot ID of split containers:

CLIENT NOTIFICATION/RESOLUTION

Person contacted: Date/Time:

Project Manager SCURF Review: Date:

Project Manager SRF Review: Date:

Qualtrax ID: 69614

WO#: 92607412
PM: BV Due Date: 06/06/22
CLIENT: 92-AECOM CHA

*Check mark top half of box if pH and/or dechlorination is verified and within the acceptance range for preservation samples. Project #

Exceptions: VOA, Coliform, TOC, Oil and Grease, DRO/8015 (water) DOC, LLHg

**Bottom half of box is to list number of bottles

***Check all unpreserved Nitrates for chlorine

Item#	BP4U-125 mL Plastic Unpreserved (N/A) (Cl-)	BP3U-250 mL Plastic Unpreserved (N/A)	BP2U-500 mL Plastic Unpreserved (N/A)	BP1U-1 liter Plastic Unpreserved (N/A)	BP4S-125 mL Plastic H2SO4 (pH < 2) (Cl-)	BP3N-250 mL plastic HNO3 (pH < 2)	BP4Z-125 mL Plastic ZN Acetate & NaOH (>9)	BP4B-125 mL Plastic NaOH (pH > 12) (Cl-)	WGFU-Wide-mouthed Glass Jar Unpreserved	AG1U-1 liter Amber Unpreserved (N/A) (Cl-)	AG1H-1 liter Amber HCl (pH < 2)	AG3U-250 mL Amber Unpreserved (N/A) (Cl-)	AG1S-1 liter Amber H2SO4 (pH < 2)	AG3S-250 mL Amber H2SO4 (pH < 2)	DG9A-250 mL Amber NH4Cl (N/A)(Cl-)	DG9H-40 mL VOA HCl (N/A)	VG9T-40 mL VOA Na2S2O3 (N/A)	VG9U-40 mL VOA Unpreserved (N/A)	DG9V-40 mL VOA H3PO4 (N/A)	DG9S-40 mL VOA H2SO4 (N/A)	V/GK (3 vials per kit)-VPH/Gas kit (N/A)	SP5T-125 mL Sterile Plastic (N/A – lab)	SR2T-250 mL Sterile Plastic (N/A – lab)		BP3R-250 mL Plastic (NH2)2SO4 (9.3-9.7)	AG0U-100 mL Amber Unpreserved (N/A) (Cl-)	VSGU-20 mL Scintillation vials (N/A)	DG9U-40 mL Amber Unpreserved vials (N/A)
1						1										1												
2																												
3																												
4																												
5																												
6																												
7																												
8																												
9																												
10																												
11																												
12																												

pH Adjustment Log for Preserved Samples

Sample ID	Type of Preservative	pH upon receipt	Date preservation adjusted	Time preservation adjusted	Amount of Preservative added	Lot #

Note: Whenever there is a discrepancy affecting North Carolina compliance samples, a copy of this form will be sent to the North Carolina DENR Certification Office (i.e. Out of hold, incorrect preservative, out of temp, incorrect containers.

PINK

Pace Analytical
WWW.PACELABS.COM

CHAIN-OF-CUSTODY / Analytical Request Document

The Chain-of-Custody is a LEGAL DOCUMENT. All relevant fields must be completed accurately.

Submitting a sample via this chain of custody constitutes acknowledgment and acceptance of the Pace Terms and Conditions found at https://info.pacelabs.com/hubfs/pas-standard-terms.pdf.

Section A Required Client Information:		Section B Required Project Information:		Section C Invoice Information:	
Company:	AECOM	Report To:	Andrew Wreschnig	Attention:	
Address:	6000 Fairview Road	Copy To:		Company Name:	
Suite 200, Charlotte, NC 28226				Address:	
Email:	andrew.wreschnig@aecom.com	Purchase Order #:		Pace Quote:	
Phone:	(704)522-0330 Fax	Project Name:	CPC Huntersville 60639876	Pace Project Manager:	bonnie.vang@pacelabs.com,
Requested Due Date:		Project #:		Pace Profile #:	12518-3

Regulatory Agency:

State / Location: NC

ITEM #	SAMPLE ID (One Character per box. (A-Z, 0-9 / , -) Sample Ids must be unique)	MATRIX CODE (see valid codes to left)	SAMPLE TYPE (G=GRAB C=COMP)	COLLECTED START DATE	COLLECTED START TIME	COLLECTED END DATE	COLLECTED END TIME	SAMPLE TEMP AT COLLECTION	# OF CONTAINERS	Preservatives: Unpreserved	H2SO4	HNO3	HCl	NaOH	Na2S2O3	Methanol	Other	Analyses Test Y/N	Requested Analysis Filtered (Y/N): 6200	VPH	Lead; Total	Trip BLANK	DI Water	Residual Chlorine (Y/N)	9260741
1	MW-62D	WT	G	6/1/22	1105				8	1			7						X	X	X				001
2																									
3																									
4																									
5																									
6																									
7																									
8																									
9																									
10																									
11																									
12																									

ADDITIONAL COMMENTS	RELINQUISHED BY / AFFILIATION	DATE	TIME	ACCEPTED BY / AFFILIATION	DATE	TIME	SAMPLE CONDITIONS
"YELLOW" TRIP BLANK	SAM MOORE/AECOM	6/1/22	1630	DP PACE HVL	6/1/22	16.30	

SAMPLER NAME AND SIGNATURE

PRINT Name of SAMPLER: SAM MOORE

SIGNATURE of SAMPLER: [signature] DATE Signed: 6/1/22

TEMP in C	Received on Ice (Y/N)	Custody Sealed Cooler (Y/N)	Samples Intact (Y/N)

Pace Analytical Services, LLC
9800 Kincey Ave. Suite 100
Huntersville, NC 28078
(704)875-9092

June 09, 2022

Andrew Wreschnig
AECOM
6000 Fairview Road
Suite 200
Charlotte, NC 28210

RE: Project: CPC HUNTERVILLE 60639876
Pace Project No.: 92607679

Dear Andrew Wreschnig:

Enclosed are the analytical results for sample(s) received by the laboratory on June 02, 2022. The results relate only to the samples included in this report. Results reported herein conform to the applicable TNI/NELAC Standards and the laboratory's Quality Manual, where applicable, unless otherwise noted in the body of the report.

The test results provided in this final report were generated by each of the following laboratories within the Pace Network:

- Pace Analytical Services - Charlotte
- Pace Analytical Services - Peachtree Corners, GA

If you have any questions concerning this report, please feel free to contact me.

Sincerely,

Bonnie Vang
bonnie.vang@pacelabs.com
(704)875-9092
Project Manager

Enclosures

cc: Teresa Amentt Jennings, AECOM
Jeff Morrison, Colonial Pipeline Company

This report shall not be reproduced, except in full,
without the written consent of Pace Analytical Services, LLC.

Pace Analytical Services, LLC
9800 Kincey Ave. Suite 100
Huntersville, NC 28078
(704)875-9092

CERTIFICATIONS

Project: CPC HUNTERVILLE 60639876
Pace Project No.: 92607679

Pace Analytical Services Charlotte

South Carolina Laboratory ID: 99006
9800 Kincey Ave. Ste 100, Huntersville, NC 28078
North Carolina Drinking Water Certification #: 37706
North Carolina Field Services Certification #: 5342
North Carolina Wastewater Certification #: 12
South Carolina Laboratory ID: 99006
South Carolina Certification #: 99006001
South Carolina Drinking Water Cert. #: 99006003
Florida/NELAP Certification #: E87627
Kentucky UST Certification #: 84
Louisiana DoH Drinking Water #: LA029
Virginia/VELAP Certification #: 460221

Pace Analytical Services Peachtree Corners

110 Technology Pkwy, Peachtree Corners, GA 30092
Florida DOH Certification #: E87315
Georgia DW Inorganics Certification #: 812
North Carolina Certification #: 381
South Carolina Certification #: 98011001

This report shall not be reproduced, except in full,
without the written consent of Pace Analytical Services, LLC.

Pace Analytical Services, LLC
9800 Kincey Ave. Suite 100
Huntersville, NC 28078
(704)875-9092

SAMPLE SUMMARY

Project: CPC HUNTERVILLE 60639876
Pace Project No.: 92607679

Lab ID	Sample ID	Matrix	Date Collected	Date Received
92607679001	**MW-53**	Water	06/02/22 09:30	06/02/22 16:30
92607679002	**MW-34**	Water	06/02/22 09:50	06/02/22 16:30
92607679003	**MW-06**	Water	06/02/22 10:05	06/02/22 16:30
92607679004	**MW-95**	Water	06/02/22 09:45	06/02/22 16:30
92607679005	**MW-07R**	Water	06/02/22 10:35	06/02/22 16:30
92607679006	**MW-30**	Water	06/02/22 10:45	06/02/22 16:30
92607679007	**MW-56**	Water	06/02/22 10:30	06/02/22 16:30
92607679008	**MW-33**	Water	06/02/22 11:00	06/02/22 16:30
92607679009	**MW-36DR**	Water	06/02/22 11:00	06/02/22 16:30
92607679010	**MW-96**	Water	06/02/22 11:05	06/02/22 16:30
92607679011	**MW-01**	Water	06/02/22 11:40	06/02/22 16:30
92607679012	**MW-32**	Water	06/02/22 12:15	06/02/22 16:30
92607679013	**MW-94**	Water	06/02/22 12:20	06/02/22 16:30
92607679014	**MW-57**	Water	06/02/22 11:45	06/02/22 16:30
92607679015	**MW-04**	Water	06/02/22 12:40	06/02/22 16:30
92607679016	**MW-88**	Water	06/02/22 13:25	06/02/22 16:30
92607679017	**MW-57D**	Water	06/02/22 13:40	06/02/22 16:30
92607679018	**MW-05**	Water	06/02/22 13:40	06/02/22 16:30
92607679019	**MW-02**	Water	06/02/22 13:50	06/02/22 16:30
92607679020	**MW-36**	Water	06/02/22 13:15	06/02/22 16:30
92607679021	**MW-04D**	Water	06/02/22 12:20	06/02/22 16:30
92607679022	**MW-27**	Water	06/02/22 14:10	06/02/22 16:30
92607679023	**MW-35**	Water	06/02/22 15:00	06/02/22 16:30
92607679024	**MW-43**	Water	06/02/22 15:15	06/02/22 16:30
92607679025	**MW-59**	Water	06/02/22 15:20	06/02/22 16:30
92607679026	**DUP-1-20220602**	Water	06/02/22 00:00	06/02/22 16:30
92607679027	**DUP-2-20220602**	Water	06/02/22 00:00	06/02/22 16:30
92607679028	**EB-1-20220602**	Water	06/02/22 15:00	06/02/22 16:30
92607679029	**EB-2-20220602**	Water	06/02/22 15:10	06/02/22 16:30
92607679030	**FB-1-20220602**	Water	06/02/22 14:40	06/02/22 16:30
92607679031	**FB-2-20220602**	Water	06/02/22 14:50	06/02/22 16:30
92607679032	**TRIP BLANK 1**	Water	06/02/22 00:00	06/02/22 16:30
92607679033	**TRIP BLANK 2**	Water	06/02/22 00:00	06/02/22 16:30
92607679034	**TRIP BLANK 3**	Water	06/02/22 00:00	06/02/22 16:30

This report shall not be reproduced, except in full,
without the written consent of Pace Analytical Services, LLC.

Pace Analytical Services, LLC
9800 Kincey Ave. Suite 100
Huntersville, NC 28078
(704)875-9092

SAMPLE ANALYTE COUNT

Project: CPC HUNTERVILLE 60639876
Pace Project No.: 92607679

Lab ID	Sample ID	Method	Analysts	Analytes Reported	Laboratory
92607679001	**MW-53**	MADEP VPH	MAD	6	PASI-C
		EPA 6020B	CW1	1	PASI-GA
		SM 6200B	SAS	63	PASI-C
92607679002	**MW-34**	MADEP VPH	MAD	6	PASI-C
		EPA 6020B	CW1	1	PASI-GA
		SM 6200B	SAS	63	PASI-C
92607679003	**MW-06**	MADEP VPH	MAD	6	PASI-C
		EPA 6020B	CW1	1	PASI-GA
		SM 6200B	SAS	63	PASI-C
92607679004	**MW-95**	MADEP VPH	MAD	6	PASI-C
		EPA 6020B	CW1	1	PASI-GA
		SM 6200B	SAS	63	PASI-C
92607679005	**MW-07R**	MADEP VPH	MAD	6	PASI-C
		EPA 6020B	CW1	1	PASI-GA
		SM 6200B	SAS	63	PASI-C
92607679006	**MW-30**	MADEP VPH	MAD	6	PASI-C
		EPA 6020B	CW1	1	PASI-GA
		SM 6200B	SAS	63	PASI-C
92607679007	**MW-56**	MADEP VPH	MAD	6	PASI-C
		EPA 6020B	CW1	1	PASI-GA
		SM 6200B	SAS	63	PASI-C
92607679008	**MW-33**	MADEP VPH	MAD	6	PASI-C
		EPA 6020B	CW1	1	PASI-GA
		SM 6200B	SAS	63	PASI-C
92607679009	**MW-36DR**	MADEP VPH	MAD	6	PASI-C
		EPA 6020B	CW1	1	PASI-GA
		SM 6200B	SAS	63	PASI-C
92607679010	**MW-96**	MADEP VPH	MAD	6	PASI-C
		EPA 6020B	CW1	1	PASI-GA
		SM 6200B	SAS	63	PASI-C
92607679011	**MW-01**	MADEP VPH	MAD	6	PASI-C
		EPA 6020B	CW1	1	PASI-GA
		SM 6200B	SAS	63	PASI-C
92607679012	**MW-32**	MADEP VPH	MAD	6	PASI-C
		EPA 6020B	CW1	1	PASI-GA
		SM 6200B	SAS	63	PASI-C
92607679013	**MW-94**	MADEP VPH	MAD	6	PASI-C

This report shall not be reproduced, except in full,
without the written consent of Pace Analytical Services, LLC.

Pace Analytical Services, LLC
9800 Kincey Ave. Suite 100
Huntersville, NC 28078
(704)875-9092

SAMPLE ANALYTE COUNT

Project: CPC HUNTERVILLE 60639876
Pace Project No.: 92607679

Lab ID	Sample ID	Method	Analysts	Analytes Reported	Laboratory
		EPA 6020B	CW1	1	PASI-GA
		SM 6200B	SAS	63	PASI-C
92607679014	**MW-57**	MADEP VPH	MAD	6	PASI-C
		EPA 6020B	CW1	1	PASI-GA
		SM 6200B	SAS	63	PASI-C
92607679015	**MW-04**	MADEP VPH	MAD	6	PASI-C
		EPA 6020B	CW1	1	PASI-GA
		SM 6200B	SAS	63	PASI-C
92607679016	**MW-88**	MADEP VPH	MAD	6	PASI-C
		EPA 6020B	CW1	1	PASI-GA
		SM 6200B	SAS	63	PASI-C
92607679017	**MW-57D**	MADEP VPH	MAD	6	PASI-C
		EPA 6020B	CW1	1	PASI-GA
		SM 6200B	SAS	63	PASI-C
92607679018	**MW-05**	MADEP VPH	MAD	6	PASI-C
		EPA 6020B	CW1	1	PASI-GA
		SM 6200B	SAS	63	PASI-C
92607679019	**MW-02**	MADEP VPH	MAD	6	PASI-C
		EPA 6020B	CW1	1	PASI-GA
		SM 6200B	SAS	63	PASI-C
92607679020	**MW-36**	MADEP VPH	MAD	6	PASI-C
		EPA 6020B	CW1	1	PASI-GA
		SM 6200B	SAS	63	PASI-C
92607679021	**MW-04D**	MADEP VPH	MAD	6	PASI-C
		EPA 6020B	CW1	1	PASI-GA
		SM 6200B	CL	63	PASI-C
92607679022	**MW-27**	MADEP VPH	MAD	6	PASI-C
		EPA 6020B	CW1	1	PASI-GA
		SM 6200B	CL	63	PASI-C
92607679023	**MW-35**	MADEP VPH	MAD	6	PASI-C
		EPA 6020B	CW1	1	PASI-GA
		SM 6200B	CL	63	PASI-C
92607679024	**MW-43**	MADEP VPH	MAD	6	PASI-C
		EPA 6020B	CW1	1	PASI-GA
		SM 6200B	CL	63	PASI-C
92607679025	**MW-59**	MADEP VPH	MAD	6	PASI-C
		EPA 6020B	CW1	1	PASI-GA

This report shall not be reproduced, except in full,
without the written consent of Pace Analytical Services, LLC.

Pace Analytical Services, LLC
9800 Kincey Ave. Suite 100
Huntersville, NC 28078
(704)875-9092

SAMPLE ANALYTE COUNT

Project: CPC HUNTERVILLE 60639876
Pace Project No.: 92607679

Lab ID	Sample ID	Method	Analysts	Analytes Reported	Laboratory
		SM 6200B	CL	63	PASI-C
92607679026	**DUP-1-20220602**	MADEP VPH	MAD	6	PASI-C
		EPA 6020B	CW1	1	PASI-GA
		SM 6200B	CL	63	PASI-C
92607679027	**DUP-2-20220602**	MADEP VPH	MAD	6	PASI-C
		EPA 6020B	CW1	1	PASI-GA
		SM 6200B	CL	63	PASI-C
92607679028	**EB-1-20220602**	MADEP VPH	MAD	6	PASI-C
		EPA 6020B	CW1	1	PASI-GA
		SM 6200B	CL	63	PASI-C
92607679029	**EB-2-20220602**	MADEP VPH	MAD	6	PASI-C
		EPA 6020B	CW1	1	PASI-GA
		SM 6200B	CL	63	PASI-C
92607679030	**FB-1-20220602**	MADEP VPH	MAD	6	PASI-C
		SM 6200B	CL	63	PASI-C
92607679031	**FB-2-20220602**	MADEP VPH	MAD	6	PASI-C
		SM 6200B	CL	63	PASI-C
92607679032	**TRIP BLANK 1**	SM 6200B	CL	63	PASI-C
92607679033	**TRIP BLANK 2**	SM 6200B	CL	63	PASI-C
92607679034	**TRIP BLANK 3**	SM 6200B	CL	63	PASI-C

PASI-C = Pace Analytical Services - Charlotte
PASI-GA = Pace Analytical Services - Peachtree Corners, GA

This report shall not be reproduced, except in full,
without the written consent of Pace Analytical Services, LLC.

Pace Analytical Services, LLC
9800 Kincey Ave. Suite 100
Huntersville, NC 28078
(704)875-9092

ANALYTICAL RESULTS

Project: CPC HUNTERVILLE 60639876
Pace Project No.: 92607679

Sample: MW-53 **Lab ID: 92607679001** Collected: 06/02/22 09:30 Received: 06/02/22 16:30 Matrix: Water

Parameters	Results	Units	Report Limit	MDL	DF	Prepared	Analyzed	CAS No.	Qual
VPH NC Water	Analytical Method: MADEP VPH Pace Analytical Services - Charlotte								
Total VPH (C5-C12)	ND	ug/L	50.0	50.0	1		06/06/22 15:39		N2
Aliphatic (C05-C08)	ND	ug/L	50.0	50.0	1		06/06/22 15:39		N2
Aliphatic(C09-C12) Adjusted	ND	ug/L	50.0	50.0	1		06/06/22 15:39		N2
Aromatic (C09-C10)	ND	ug/L	50.0	50.0	1		06/06/22 15:39		N2
Surrogates									
4-Bromofluorobenzene (FID) (S)	96	%	70-130		1		06/06/22 15:39	460-00-4	
4-Bromofluorobenzene (PID) (S)	80	%	70-130		1		06/06/22 15:39	460-00-4	
6020 MET ICPMS	Analytical Method: EPA 6020B Preparation Method: EPA 3005A Pace Analytical Services - Peachtree Corners, GA								
Lead	ND	ug/L	5.0	0.89	1	06/03/22 14:31	06/06/22 18:49	7439-92-1	
6200B MSV	Analytical Method: SM 6200B Pace Analytical Services - Charlotte								
Benzene	ND	ug/L	0.50	0.34	1		06/03/22 16:44	71-43-2	
Bromobenzene	ND	ug/L	0.50	0.29	1		06/03/22 16:44	108-86-1	
Bromochloromethane	ND	ug/L	0.50	0.47	1		06/03/22 16:44	74-97-5	
Bromodichloromethane	ND	ug/L	0.50	0.31	1		06/03/22 16:44	75-27-4	
Bromoform	ND	ug/L	0.50	0.34	1		06/03/22 16:44	75-25-2	
Bromomethane	ND	ug/L	5.0	1.7	1		06/03/22 16:44	74-83-9	
n-Butylbenzene	ND	ug/L	0.50	0.49	1		06/03/22 16:44	104-51-8	
sec-Butylbenzene	ND	ug/L	0.50	0.40	1		06/03/22 16:44	135-98-8	
tert-Butylbenzene	ND	ug/L	0.50	0.32	1		06/03/22 16:44	98-06-6	
Carbon tetrachloride	ND	ug/L	0.50	0.33	1		06/03/22 16:44	56-23-5	
Chlorobenzene	ND	ug/L	0.50	0.28	1		06/03/22 16:44	108-90-7	
Chloroethane	ND	ug/L	1.0	0.65	1		06/03/22 16:44	75-00-3	
Chloroform	ND	ug/L	0.50	0.43	1		06/03/22 16:44	67-66-3	
Chloromethane	ND	ug/L	1.0	0.54	1		06/03/22 16:44	74-87-3	
2-Chlorotoluene	ND	ug/L	0.50	0.32	1		06/03/22 16:44	95-49-8	
4-Chlorotoluene	ND	ug/L	0.50	0.32	1		06/03/22 16:44	106-43-4	
1,2-Dibromo-3-chloropropane	ND	ug/L	1.0	0.34	1		06/03/22 16:44	96-12-8	
Dibromochloromethane	ND	ug/L	0.50	0.36	1		06/03/22 16:44	124-48-1	
1,2-Dibromoethane (EDB)	ND	ug/L	0.50	0.27	1		06/03/22 16:44	106-93-4	
Dibromomethane	ND	ug/L	0.50	0.39	1		06/03/22 16:44	74-95-3	
1,2-Dichlorobenzene	ND	ug/L	0.50	0.34	1		06/03/22 16:44	95-50-1	
1,3-Dichlorobenzene	ND	ug/L	0.50	0.34	1		06/03/22 16:44	541-73-1	
1,4-Dichlorobenzene	ND	ug/L	0.50	0.33	1		06/03/22 16:44	106-46-7	
Dichlorodifluoromethane	ND	ug/L	0.50	0.35	1		06/03/22 16:44	75-71-8	
1,1-Dichloroethane	ND	ug/L	0.50	0.37	1		06/03/22 16:44	75-34-3	
1,2-Dichloroethane	ND	ug/L	0.50	0.32	1		06/03/22 16:44	107-06-2	
1,1-Dichloroethene	ND	ug/L	0.50	0.35	1		06/03/22 16:44	75-35-4	
cis-1,2-Dichloroethene	ND	ug/L	0.50	0.38	1		06/03/22 16:44	156-59-2	
trans-1,2-Dichloroethene	ND	ug/L	0.50	0.40	1		06/03/22 16:44	156-60-5	
1,2-Dichloropropane	ND	ug/L	0.50	0.36	1		06/03/22 16:44	78-87-5	
1,3-Dichloropropane	ND	ug/L	0.50	0.28	1		06/03/22 16:44	142-28-9	

REPORT OF LABORATORY ANALYSIS

This report shall not be reproduced, except in full,
without the written consent of Pace Analytical Services, LLC.

Pace Analytical Services, LLC
9800 Kincey Ave. Suite 100
Huntersville, NC 28078
(704)875-9092

ANALYTICAL RESULTS

Project: CPC HUNTERVILLE 60639876
Pace Project No.: 92607679

Sample: MW-53 **Lab ID: 92607679001** Collected: 06/02/22 09:30 Received: 06/02/22 16:30 Matrix: Water

Parameters	Results	Units	Report Limit	MDL	DF	Prepared	Analyzed	CAS No.	Qual
6200B MSV	Analytical Method: SM 6200B Pace Analytical Services - Charlotte								
2,2-Dichloropropane	ND	ug/L	0.50	0.39	1		06/03/22 16:44	594-20-7	
1,1-Dichloropropene	ND	ug/L	0.50	0.43	1		06/03/22 16:44	563-58-6	
cis-1,3-Dichloropropene	ND	ug/L	0.50	0.36	1		06/03/22 16:44	10061-01-5	
trans-1,3-Dichloropropene	ND	ug/L	0.50	0.36	1		06/03/22 16:44	10061-02-6	
Diisopropyl ether	ND	ug/L	0.50	0.31	1		06/03/22 16:44	108-20-3	
Ethylbenzene	ND	ug/L	0.50	0.30	1		06/03/22 16:44	100-41-4	
Hexachloro-1,3-butadiene	ND	ug/L	2.0	1.5	1		06/03/22 16:44	87-68-3	
Isopropylbenzene (Cumene)	ND	ug/L	0.50	0.33	1		06/03/22 16:44	98-82-8	
Methylene Chloride	ND	ug/L	2.0	2.0	1		06/03/22 16:44	75-09-2	
Methyl-tert-butyl ether	ND	ug/L	0.50	0.42	1		06/03/22 16:44	1634-04-4	
Naphthalene	ND	ug/L	2.0	0.64	1		06/03/22 16:44	91-20-3	
n-Propylbenzene	ND	ug/L	0.50	0.34	1		06/03/22 16:44	103-65-1	
Styrene	ND	ug/L	0.50	0.29	1		06/03/22 16:44	100-42-5	
1,1,1,2-Tetrachloroethane	ND	ug/L	0.50	0.31	1		06/03/22 16:44	630-20-6	
1,1,2,2-Tetrachloroethane	ND	ug/L	0.50	0.22	1		06/03/22 16:44	79-34-5	
Tetrachloroethene	ND	ug/L	0.50	0.29	1		06/03/22 16:44	127-18-4	
Toluene	ND	ug/L	0.50	0.48	1		06/03/22 16:44	108-88-3	
1,2,3-Trichlorobenzene	ND	ug/L	2.0	0.81	1		06/03/22 16:44	87-61-6	
1,2,4-Trichlorobenzene	ND	ug/L	2.0	0.64	1		06/03/22 16:44	120-82-1	
1,1,1-Trichloroethane	ND	ug/L	0.50	0.33	1		06/03/22 16:44	71-55-6	
1,1,2-Trichloroethane	ND	ug/L	0.50	0.32	1		06/03/22 16:44	79-00-5	
Trichloroethene	ND	ug/L	0.50	0.38	1		06/03/22 16:44	79-01-6	
Trichlorofluoromethane	ND	ug/L	1.0	0.30	1		06/03/22 16:44	75-69-4	
1,2,3-Trichloropropane	ND	ug/L	0.50	0.26	1		06/03/22 16:44	96-18-4	
1,2,4-Trimethylbenzene	ND	ug/L	0.50	0.50	1		06/03/22 16:44	95-63-6	
1,3,5-Trimethylbenzene	ND	ug/L	0.50	0.33	1		06/03/22 16:44	108-67-8	
Vinyl chloride	ND	ug/L	1.0	0.39	1		06/03/22 16:44	75-01-4	
m&p-Xylene	ND	ug/L	1.0	0.71	1		06/03/22 16:44	179601-23-1	
o-Xylene	ND	ug/L	0.50	0.34	1		06/03/22 16:44	95-47-6	
Surrogates									
1,2-Dichloroethane-d4 (S)	92	%	70-130		1		06/03/22 16:44	17060-07-0	
4-Bromofluorobenzene (S)	97	%	70-130		1		06/03/22 16:44	460-00-4	
Toluene-d8 (S)	107	%	70-130		1		06/03/22 16:44	2037-26-5	

REPORT OF LABORATORY ANALYSIS

This report shall not be reproduced, except in full,
without the written consent of Pace Analytical Services, LLC.

Pace Analytical Services, LLC
9800 Kincey Ave. Suite 100
Huntersville, NC 28078
(704)875-9092

ANALYTICAL RESULTS

Project: CPC HUNTERVILLE 60639876
Pace Project No.: 92607679

Sample: MW-34 **Lab ID: 92607679002** Collected: 06/02/22 09:50 Received: 06/02/22 16:30 Matrix: Water

Parameters	Results	Units	Report Limit	MDL	DF	Prepared	Analyzed	CAS No.	Qual
VPH NC Water	Analytical Method: MADEP VPH Pace Analytical Services - Charlotte								
Total VPH (C5-C12)	ND	ug/L	50.0	50.0	1		06/06/22 16:07		N2
Aliphatic (C05-C08)	ND	ug/L	50.0	50.0	1		06/06/22 16:07		N2
Aliphatic(C09-C12) Adjusted	ND	ug/L	50.0	50.0	1		06/06/22 16:07		N2
Aromatic (C09-C10)	ND	ug/L	50.0	50.0	1		06/06/22 16:07		N2
Surrogates									
4-Bromofluorobenzene (FID) (S)	96	%	70-130		1		06/06/22 16:07	460-00-4	
4-Bromofluorobenzene (PID) (S)	81	%	70-130		1		06/06/22 16:07	460-00-4	
6020 MET ICPMS	Analytical Method: EPA 6020B Preparation Method: EPA 3005A Pace Analytical Services - Peachtree Corners, GA								
Lead	ND	ug/L	5.0	0.89	1	06/03/22 14:31	06/06/22 19:13	7439-92-1	
6200B MSV	Analytical Method: SM 6200B Pace Analytical Services - Charlotte								
Benzene	ND	ug/L	0.50	0.34	1		06/03/22 13:28	71-43-2	
Bromobenzene	ND	ug/L	0.50	0.29	1		06/03/22 13:28	108-86-1	
Bromochloromethane	ND	ug/L	0.50	0.47	1		06/03/22 13:28	74-97-5	
Bromodichloromethane	ND	ug/L	0.50	0.31	1		06/03/22 13:28	75-27-4	
Bromoform	ND	ug/L	0.50	0.34	1		06/03/22 13:28	75-25-2	
Bromomethane	ND	ug/L	5.0	1.7	1		06/03/22 13:28	74-83-9	
n-Butylbenzene	ND	ug/L	0.50	0.49	1		06/03/22 13:28	104-51-8	
sec-Butylbenzene	ND	ug/L	0.50	0.40	1		06/03/22 13:28	135-98-8	
tert-Butylbenzene	ND	ug/L	0.50	0.32	1		06/03/22 13:28	98-06-6	
Carbon tetrachloride	ND	ug/L	0.50	0.33	1		06/03/22 13:28	56-23-5	
Chlorobenzene	ND	ug/L	0.50	0.28	1		06/03/22 13:28	108-90-7	
Chloroethane	ND	ug/L	1.0	0.65	1		06/03/22 13:28	75-00-3	
Chloroform	ND	ug/L	0.50	0.43	1		06/03/22 13:28	67-66-3	
Chloromethane	ND	ug/L	1.0	0.54	1		06/03/22 13:28	74-87-3	
2-Chlorotoluene	ND	ug/L	0.50	0.32	1		06/03/22 13:28	95-49-8	
4-Chlorotoluene	ND	ug/L	0.50	0.32	1		06/03/22 13:28	106-43-4	
1,2-Dibromo-3-chloropropane	ND	ug/L	1.0	0.34	1		06/03/22 13:28	96-12-8	
Dibromochloromethane	ND	ug/L	0.50	0.36	1		06/03/22 13:28	124-48-1	
1,2-Dibromoethane (EDB)	ND	ug/L	0.50	0.27	1		06/03/22 13:28	106-93-4	
Dibromomethane	ND	ug/L	0.50	0.39	1		06/03/22 13:28	74-95-3	
1,2-Dichlorobenzene	ND	ug/L	0.50	0.34	1		06/03/22 13:28	95-50-1	
1,3-Dichlorobenzene	ND	ug/L	0.50	0.34	1		06/03/22 13:28	541-73-1	
1,4-Dichlorobenzene	ND	ug/L	0.50	0.33	1		06/03/22 13:28	106-46-7	
Dichlorodifluoromethane	ND	ug/L	0.50	0.35	1		06/03/22 13:28	75-71-8	
1,1-Dichloroethane	ND	ug/L	0.50	0.37	1		06/03/22 13:28	75-34-3	
1,2-Dichloroethane	ND	ug/L	0.50	0.32	1		06/03/22 13:28	107-06-2	
1,1-Dichloroethene	ND	ug/L	0.50	0.35	1		06/03/22 13:28	75-35-4	
cis-1,2-Dichloroethene	ND	ug/L	0.50	0.38	1		06/03/22 13:28	156-59-2	
trans-1,2-Dichloroethene	ND	ug/L	0.50	0.40	1		06/03/22 13:28	156-60-5	
1,2-Dichloropropane	ND	ug/L	0.50	0.36	1		06/03/22 13:28	78-87-5	
1,3-Dichloropropane	ND	ug/L	0.50	0.28	1		06/03/22 13:28	142-28-9	

REPORT OF LABORATORY ANALYSIS

This report shall not be reproduced, except in full,
without the written consent of Pace Analytical Services, LLC.

Pace Analytical Services, LLC
9800 Kincey Ave. Suite 100
Huntersville, NC 28078
(704)875-9092

ANALYTICAL RESULTS

Project: CPC HUNTERVILLE 60639876
Pace Project No.: 92607679

Sample: MW-34 **Lab ID: 92607679002** Collected: 06/02/22 09:50 Received: 06/02/22 16:30 Matrix: Water

Parameters	Results	Units	Report Limit	MDL	DF	Prepared	Analyzed	CAS No.	Qual
6200B MSV	Analytical Method: SM 6200B Pace Analytical Services - Charlotte								
2,2-Dichloropropane	ND	ug/L	0.50	0.39	1		06/03/22 13:28	594-20-7	
1,1-Dichloropropene	ND	ug/L	0.50	0.43	1		06/03/22 13:28	563-58-6	
cis-1,3-Dichloropropene	ND	ug/L	0.50	0.36	1		06/03/22 13:28	10061-01-5	
trans-1,3-Dichloropropene	ND	ug/L	0.50	0.36	1		06/03/22 13:28	10061-02-6	
Diisopropyl ether	ND	ug/L	0.50	0.31	1		06/03/22 13:28	108-20-3	
Ethylbenzene	ND	ug/L	0.50	0.30	1		06/03/22 13:28	100-41-4	
Hexachloro-1,3-butadiene	ND	ug/L	2.0	1.5	1		06/03/22 13:28	87-68-3	
Isopropylbenzene (Cumene)	ND	ug/L	0.50	0.33	1		06/03/22 13:28	98-82-8	
Methylene Chloride	ND	ug/L	2.0	2.0	1		06/03/22 13:28	75-09-2	
Methyl-tert-butyl ether	ND	ug/L	0.50	0.42	1		06/03/22 13:28	1634-04-4	
Naphthalene	ND	ug/L	2.0	0.64	1		06/03/22 13:28	91-20-3	
n-Propylbenzene	ND	ug/L	0.50	0.34	1		06/03/22 13:28	103-65-1	
Styrene	ND	ug/L	0.50	0.29	1		06/03/22 13:28	100-42-5	
1,1,1,2-Tetrachloroethane	ND	ug/L	0.50	0.31	1		06/03/22 13:28	630-20-6	
1,1,2,2-Tetrachloroethane	ND	ug/L	0.50	0.22	1		06/03/22 13:28	79-34-5	
Tetrachloroethene	ND	ug/L	0.50	0.29	1		06/03/22 13:28	127-18-4	
Toluene	ND	ug/L	0.50	0.48	1		06/03/22 13:28	108-88-3	
1,2,3-Trichlorobenzene	ND	ug/L	2.0	0.81	1		06/03/22 13:28	87-61-6	
1,2,4-Trichlorobenzene	ND	ug/L	2.0	0.64	1		06/03/22 13:28	120-82-1	
1,1,1-Trichloroethane	ND	ug/L	0.50	0.33	1		06/03/22 13:28	71-55-6	
1,1,2-Trichloroethane	ND	ug/L	0.50	0.32	1		06/03/22 13:28	79-00-5	
Trichloroethene	ND	ug/L	0.50	0.38	1		06/03/22 13:28	79-01-6	
Trichlorofluoromethane	ND	ug/L	1.0	0.30	1		06/03/22 13:28	75-69-4	
1,2,3-Trichloropropane	ND	ug/L	0.50	0.26	1		06/03/22 13:28	96-18-4	
1,2,4-Trimethylbenzene	ND	ug/L	0.50	0.50	1		06/03/22 13:28	95-63-6	
1,3,5-Trimethylbenzene	ND	ug/L	0.50	0.33	1		06/03/22 13:28	108-67-8	
Vinyl chloride	ND	ug/L	1.0	0.39	1		06/03/22 13:28	75-01-4	
m&p-Xylene	ND	ug/L	1.0	0.71	1		06/03/22 13:28	179601-23-1	
o-Xylene	ND	ug/L	0.50	0.34	1		06/03/22 13:28	95-47-6	
Surrogates									
1,2-Dichloroethane-d4 (S)	91	%	70-130		1		06/03/22 13:28	17060-07-0	
4-Bromofluorobenzene (S)	100	%	70-130		1		06/03/22 13:28	460-00-4	
Toluene-d8 (S)	105	%	70-130		1		06/03/22 13:28	2037-26-5	

REPORT OF LABORATORY ANALYSIS

This report shall not be reproduced, except in full,
without the written consent of Pace Analytical Services, LLC.

Pace Analytical Services, LLC
9800 Kincey Ave. Suite 100
Huntersville, NC 28078
(704)875-9092

ANALYTICAL RESULTS

Project: CPC HUNTERVILLE 60639876
Pace Project No.: 92607679

Sample: MW-06 **Lab ID: 92607679003** Collected: 06/02/22 10:05 Received: 06/02/22 16:30 Matrix: Water

Parameters	Results	Units	Report Limit	MDL	DF	Prepared	Analyzed	CAS No.	Qual
VPH NC Water	Analytical Method: MADEP VPH Pace Analytical Services - Charlotte								
Total VPH (C5-C12)	ND	ug/L	50.0	50.0	1		06/06/22 16:36		N2
Aliphatic (C05-C08)	ND	ug/L	50.0	50.0	1		06/06/22 16:36		N2
Aliphatic(C09-C12) Adjusted	ND	ug/L	50.0	50.0	1		06/06/22 16:36		N2
Aromatic (C09-C10)	ND	ug/L	50.0	50.0	1		06/06/22 16:36		N2
Surrogates									
4-Bromofluorobenzene (FID) (S)	100	%	70-130		1		06/06/22 16:36	460-00-4	
4-Bromofluorobenzene (PID) (S)	84	%	70-130		1		06/06/22 16:36	460-00-4	
6020 MET ICPMS	Analytical Method: EPA 6020B Preparation Method: EPA 3005A Pace Analytical Services - Peachtree Corners, GA								
Lead	ND	ug/L	5.0	0.89	1	06/03/22 14:31	06/06/22 19:19	7439-92-1	
6200B MSV	Analytical Method: SM 6200B Pace Analytical Services - Charlotte								
Benzene	ND	ug/L	0.50	0.34	1		06/03/22 13:46	71-43-2	
Bromobenzene	ND	ug/L	0.50	0.29	1		06/03/22 13:46	108-86-1	
Bromochloromethane	ND	ug/L	0.50	0.47	1		06/03/22 13:46	74-97-5	
Bromodichloromethane	ND	ug/L	0.50	0.31	1		06/03/22 13:46	75-27-4	
Bromoform	ND	ug/L	0.50	0.34	1		06/03/22 13:46	75-25-2	
Bromomethane	ND	ug/L	5.0	1.7	1		06/03/22 13:46	74-83-9	
n-Butylbenzene	ND	ug/L	0.50	0.49	1		06/03/22 13:46	104-51-8	
sec-Butylbenzene	ND	ug/L	0.50	0.40	1		06/03/22 13:46	135-98-8	
tert-Butylbenzene	ND	ug/L	0.50	0.32	1		06/03/22 13:46	98-06-6	
Carbon tetrachloride	ND	ug/L	0.50	0.33	1		06/03/22 13:46	56-23-5	
Chlorobenzene	ND	ug/L	0.50	0.28	1		06/03/22 13:46	108-90-7	
Chloroethane	ND	ug/L	1.0	0.65	1		06/03/22 13:46	75-00-3	
Chloroform	ND	ug/L	0.50	0.43	1		06/03/22 13:46	67-66-3	
Chloromethane	ND	ug/L	1.0	0.54	1		06/03/22 13:46	74-87-3	
2-Chlorotoluene	ND	ug/L	0.50	0.32	1		06/03/22 13:46	95-49-8	
4-Chlorotoluene	ND	ug/L	0.50	0.32	1		06/03/22 13:46	106-43-4	
1,2-Dibromo-3-chloropropane	ND	ug/L	1.0	0.34	1		06/03/22 13:46	96-12-8	
Dibromochloromethane	ND	ug/L	0.50	0.36	1		06/03/22 13:46	124-48-1	
1,2-Dibromoethane (EDB)	ND	ug/L	0.50	0.27	1		06/03/22 13:46	106-93-4	
Dibromomethane	ND	ug/L	0.50	0.39	1		06/03/22 13:46	74-95-3	
1,2-Dichlorobenzene	ND	ug/L	0.50	0.34	1		06/03/22 13:46	95-50-1	
1,3-Dichlorobenzene	ND	ug/L	0.50	0.34	1		06/03/22 13:46	541-73-1	
1,4-Dichlorobenzene	ND	ug/L	0.50	0.33	1		06/03/22 13:46	106-46-7	
Dichlorodifluoromethane	ND	ug/L	0.50	0.35	1		06/03/22 13:46	75-71-8	
1,1-Dichloroethane	ND	ug/L	0.50	0.37	1		06/03/22 13:46	75-34-3	
1,2-Dichloroethane	ND	ug/L	0.50	0.32	1		06/03/22 13:46	107-06-2	
1,1-Dichloroethene	ND	ug/L	0.50	0.35	1		06/03/22 13:46	75-35-4	
cis-1,2-Dichloroethene	ND	ug/L	0.50	0.38	1		06/03/22 13:46	156-59-2	
trans-1,2-Dichloroethene	ND	ug/L	0.50	0.40	1		06/03/22 13:46	156-60-5	
1,2-Dichloropropane	ND	ug/L	0.50	0.36	1		06/03/22 13:46	78-87-5	
1,3-Dichloropropane	ND	ug/L	0.50	0.28	1		06/03/22 13:46	142-28-9	

REPORT OF LABORATORY ANALYSIS

This report shall not be reproduced, except in full,
without the written consent of Pace Analytical Services, LLC.

Pace Analytical Services, LLC
9800 Kincey Ave. Suite 100
Huntersville, NC 28078
(704)875-9092

ANALYTICAL RESULTS

Project: CPC HUNTERVILLE 60639876
Pace Project No.: 92607679

Sample: MW-06 **Lab ID: 92607679003** Collected: 06/02/22 10:05 Received: 06/02/22 16:30 Matrix: Water

Parameters	Results	Units	Report Limit	MDL	DF	Prepared	Analyzed	CAS No.	Qual
6200B MSV	Analytical Method: SM 6200B Pace Analytical Services - Charlotte								
2,2-Dichloropropane	ND	ug/L	0.50	0.39	1		06/03/22 13:46	594-20-7	
1,1-Dichloropropene	ND	ug/L	0.50	0.43	1		06/03/22 13:46	563-58-6	
cis-1,3-Dichloropropene	ND	ug/L	0.50	0.36	1		06/03/22 13:46	10061-01-5	
trans-1,3-Dichloropropene	ND	ug/L	0.50	0.36	1		06/03/22 13:46	10061-02-6	
Diisopropyl ether	ND	ug/L	0.50	0.31	1		06/03/22 13:46	108-20-3	
Ethylbenzene	ND	ug/L	0.50	0.30	1		06/03/22 13:46	100-41-4	
Hexachloro-1,3-butadiene	ND	ug/L	2.0	1.5	1		06/03/22 13:46	87-68-3	
Isopropylbenzene (Cumene)	ND	ug/L	0.50	0.33	1		06/03/22 13:46	98-82-8	
Methylene Chloride	ND	ug/L	2.0	2.0	1		06/03/22 13:46	75-09-2	
Methyl-tert-butyl ether	ND	ug/L	0.50	0.42	1		06/03/22 13:46	1634-04-4	
Naphthalene	ND	ug/L	2.0	0.64	1		06/03/22 13:46	91-20-3	
n-Propylbenzene	ND	ug/L	0.50	0.34	1		06/03/22 13:46	103-65-1	
Styrene	ND	ug/L	0.50	0.29	1		06/03/22 13:46	100-42-5	
1,1,1,2-Tetrachloroethane	ND	ug/L	0.50	0.31	1		06/03/22 13:46	630-20-6	
1,1,2,2-Tetrachloroethane	ND	ug/L	0.50	0.22	1		06/03/22 13:46	79-34-5	
Tetrachloroethene	ND	ug/L	0.50	0.29	1		06/03/22 13:46	127-18-4	
Toluene	ND	ug/L	0.50	0.48	1		06/03/22 13:46	108-88-3	
1,2,3-Trichlorobenzene	ND	ug/L	2.0	0.81	1		06/03/22 13:46	87-61-6	
1,2,4-Trichlorobenzene	ND	ug/L	2.0	0.64	1		06/03/22 13:46	120-82-1	
1,1,1-Trichloroethane	ND	ug/L	0.50	0.33	1		06/03/22 13:46	71-55-6	
1,1,2-Trichloroethane	ND	ug/L	0.50	0.32	1		06/03/22 13:46	79-00-5	
Trichloroethene	ND	ug/L	0.50	0.38	1		06/03/22 13:46	79-01-6	
Trichlorofluoromethane	ND	ug/L	1.0	0.30	1		06/03/22 13:46	75-69-4	
1,2,3-Trichloropropane	ND	ug/L	0.50	0.26	1		06/03/22 13:46	96-18-4	
1,2,4-Trimethylbenzene	ND	ug/L	0.50	0.50	1		06/03/22 13:46	95-63-6	
1,3,5-Trimethylbenzene	ND	ug/L	0.50	0.33	1		06/03/22 13:46	108-67-8	
Vinyl chloride	ND	ug/L	1.0	0.39	1		06/03/22 13:46	75-01-4	
m&p-Xylene	ND	ug/L	1.0	0.71	1		06/03/22 13:46	179601-23-1	
o-Xylene	ND	ug/L	0.50	0.34	1		06/03/22 13:46	95-47-6	
Surrogates									
1,2-Dichloroethane-d4 (S)	93	%	70-130		1		06/03/22 13:46	17060-07-0	
4-Bromofluorobenzene (S)	99	%	70-130		1		06/03/22 13:46	460-00-4	
Toluene-d8 (S)	105	%	70-130		1		06/03/22 13:46	2037-26-5	

REPORT OF LABORATORY ANALYSIS

This report shall not be reproduced, except in full,
without the written consent of Pace Analytical Services, LLC.

Pace Analytical Services, LLC
9800 Kincey Ave. Suite 100
Huntersville, NC 28078
(704)875-9092

ANALYTICAL RESULTS

Project: CPC HUNTERVILLE 60639876
Pace Project No.: 92607679

Sample: MW-95 **Lab ID: 92607679004** Collected: 06/02/22 09:45 Received: 06/02/22 16:30 Matrix: Water

Parameters	Results	Units	Report Limit	MDL	DF	Prepared	Analyzed	CAS No.	Qual
VPH NC Water	Analytical Method: MADEP VPH Pace Analytical Services - Charlotte								
Total VPH (C5-C12)	ND	ug/L	50.0	50.0	1		06/06/22 17:05		N2
Aliphatic (C05-C08)	ND	ug/L	50.0	50.0	1		06/06/22 17:05		N2
Aliphatic(C09-C12) Adjusted	ND	ug/L	50.0	50.0	1		06/06/22 17:05		N2
Aromatic (C09-C10)	ND	ug/L	50.0	50.0	1		06/06/22 17:05		N2
Surrogates									
4-Bromofluorobenzene (FID) (S)	95	%	70-130		1		06/06/22 17:05	460-00-4	
4-Bromofluorobenzene (PID) (S)	79	%	70-130		1		06/06/22 17:05	460-00-4	
6020 MET ICPMS	Analytical Method: EPA 6020B Preparation Method: EPA 3005A Pace Analytical Services - Peachtree Corners, GA								
Lead	ND	ug/L	5.0	0.89	1	06/03/22 14:31	06/06/22 19:25	7439-92-1	
6200B MSV	Analytical Method: SM 6200B Pace Analytical Services - Charlotte								
Benzene	ND	ug/L	0.50	0.34	1		06/03/22 17:02	71-43-2	
Bromobenzene	ND	ug/L	0.50	0.29	1		06/03/22 17:02	108-86-1	
Bromochloromethane	ND	ug/L	0.50	0.47	1		06/03/22 17:02	74-97-5	
Bromodichloromethane	ND	ug/L	0.50	0.31	1		06/03/22 17:02	75-27-4	
Bromoform	ND	ug/L	0.50	0.34	1		06/03/22 17:02	75-25-2	
Bromomethane	ND	ug/L	5.0	1.7	1		06/03/22 17:02	74-83-9	
n-Butylbenzene	ND	ug/L	0.50	0.49	1		06/03/22 17:02	104-51-8	
sec-Butylbenzene	ND	ug/L	0.50	0.40	1		06/03/22 17:02	135-98-8	
tert-Butylbenzene	ND	ug/L	0.50	0.32	1		06/03/22 17:02	98-06-6	
Carbon tetrachloride	ND	ug/L	0.50	0.33	1		06/03/22 17:02	56-23-5	
Chlorobenzene	ND	ug/L	0.50	0.28	1		06/03/22 17:02	108-90-7	
Chloroethane	ND	ug/L	1.0	0.65	1		06/03/22 17:02	75-00-3	
Chloroform	ND	ug/L	0.50	0.43	1		06/03/22 17:02	67-66-3	
Chloromethane	ND	ug/L	1.0	0.54	1		06/03/22 17:02	74-87-3	
2-Chlorotoluene	ND	ug/L	0.50	0.32	1		06/03/22 17:02	95-49-8	
4-Chlorotoluene	ND	ug/L	0.50	0.32	1		06/03/22 17:02	106-43-4	
1,2-Dibromo-3-chloropropane	ND	ug/L	1.0	0.34	1		06/03/22 17:02	96-12-8	
Dibromochloromethane	ND	ug/L	0.50	0.36	1		06/03/22 17:02	124-48-1	
1,2-Dibromoethane (EDB)	ND	ug/L	0.50	0.27	1		06/03/22 17:02	106-93-4	
Dibromomethane	ND	ug/L	0.50	0.39	1		06/03/22 17:02	74-95-3	
1,2-Dichlorobenzene	ND	ug/L	0.50	0.34	1		06/03/22 17:02	95-50-1	
1,3-Dichlorobenzene	ND	ug/L	0.50	0.34	1		06/03/22 17:02	541-73-1	
1,4-Dichlorobenzene	ND	ug/L	0.50	0.33	1		06/03/22 17:02	106-46-7	
Dichlorodifluoromethane	ND	ug/L	0.50	0.35	1		06/03/22 17:02	75-71-8	
1,1-Dichloroethane	ND	ug/L	0.50	0.37	1		06/03/22 17:02	75-34-3	
1,2-Dichloroethane	ND	ug/L	0.50	0.32	1		06/03/22 17:02	107-06-2	
1,1-Dichloroethene	ND	ug/L	0.50	0.35	1		06/03/22 17:02	75-35-4	
cis-1,2-Dichloroethene	ND	ug/L	0.50	0.38	1		06/03/22 17:02	156-59-2	
trans-1,2-Dichloroethene	ND	ug/L	0.50	0.40	1		06/03/22 17:02	156-60-5	
1,2-Dichloropropane	ND	ug/L	0.50	0.36	1		06/03/22 17:02	78-87-5	
1,3-Dichloropropane	ND	ug/L	0.50	0.28	1		06/03/22 17:02	142-28-9	

REPORT OF LABORATORY ANALYSIS

This report shall not be reproduced, except in full,
without the written consent of Pace Analytical Services, LLC.

Pace Analytical Services, LLC
9800 Kincey Ave. Suite 100
Huntersville, NC 28078
(704)875-9092

ANALYTICAL RESULTS

Project: CPC HUNTERVILLE 60639876
Pace Project No.: 92607679

Sample: MW-95 **Lab ID: 92607679004** Collected: 06/02/22 09:45 Received: 06/02/22 16:30 Matrix: Water

Parameters	Results	Units	Report Limit	MDL	DF	Prepared	Analyzed	CAS No.	Qual
6200B MSV	Analytical Method: SM 6200B Pace Analytical Services - Charlotte								
2,2-Dichloropropane	ND	ug/L	0.50	0.39	1		06/03/22 17:02	594-20-7	
1,1-Dichloropropene	ND	ug/L	0.50	0.43	1		06/03/22 17:02	563-58-6	
cis-1,3-Dichloropropene	ND	ug/L	0.50	0.36	1		06/03/22 17:02	10061-01-5	
trans-1,3-Dichloropropene	ND	ug/L	0.50	0.36	1		06/03/22 17:02	10061-02-6	
Diisopropyl ether	**0.72**	ug/L	0.50	0.31	1		06/03/22 17:02	108-20-3	
Ethylbenzene	ND	ug/L	0.50	0.30	1		06/03/22 17:02	100-41-4	
Hexachloro-1,3-butadiene	ND	ug/L	2.0	1.5	1		06/03/22 17:02	87-68-3	
Isopropylbenzene (Cumene)	ND	ug/L	0.50	0.33	1		06/03/22 17:02	98-82-8	
Methylene Chloride	ND	ug/L	2.0	2.0	1		06/03/22 17:02	75-09-2	
Methyl-tert-butyl ether	ND	ug/L	0.50	0.42	1		06/03/22 17:02	1634-04-4	
Naphthalene	ND	ug/L	2.0	0.64	1		06/03/22 17:02	91-20-3	
n-Propylbenzene	ND	ug/L	0.50	0.34	1		06/03/22 17:02	103-65-1	
Styrene	ND	ug/L	0.50	0.29	1		06/03/22 17:02	100-42-5	
1,1,1,2-Tetrachloroethane	ND	ug/L	0.50	0.31	1		06/03/22 17:02	630-20-6	
1,1,2,2-Tetrachloroethane	ND	ug/L	0.50	0.22	1		06/03/22 17:02	79-34-5	
Tetrachloroethene	ND	ug/L	0.50	0.29	1		06/03/22 17:02	127-18-4	
Toluene	ND	ug/L	0.50	0.48	1		06/03/22 17:02	108-88-3	
1,2,3-Trichlorobenzene	ND	ug/L	2.0	0.81	1		06/03/22 17:02	87-61-6	
1,2,4-Trichlorobenzene	ND	ug/L	2.0	0.64	1		06/03/22 17:02	120-82-1	
1,1,1-Trichloroethane	ND	ug/L	0.50	0.33	1		06/03/22 17:02	71-55-6	
1,1,2-Trichloroethane	ND	ug/L	0.50	0.32	1		06/03/22 17:02	79-00-5	
Trichloroethene	ND	ug/L	0.50	0.38	1		06/03/22 17:02	79-01-6	
Trichlorofluoromethane	**0.31J**	ug/L	1.0	0.30	1		06/03/22 17:02	75-69-4	
1,2,3-Trichloropropane	ND	ug/L	0.50	0.26	1		06/03/22 17:02	96-18-4	
1,2,4-Trimethylbenzene	ND	ug/L	0.50	0.50	1		06/03/22 17:02	95-63-6	
1,3,5-Trimethylbenzene	ND	ug/L	0.50	0.33	1		06/03/22 17:02	108-67-8	
Vinyl chloride	ND	ug/L	1.0	0.39	1		06/03/22 17:02	75-01-4	
m&p-Xylene	ND	ug/L	1.0	0.71	1		06/03/22 17:02	179601-23-1	
o-Xylene	ND	ug/L	0.50	0.34	1		06/03/22 17:02	95-47-6	
Surrogates									
1,2-Dichloroethane-d4 (S)	92	%	70-130		1		06/03/22 17:02	17060-07-0	
4-Bromofluorobenzene (S)	96	%	70-130		1		06/03/22 17:02	460-00-4	
Toluene-d8 (S)	107	%	70-130		1		06/03/22 17:02	2037-26-5	

REPORT OF LABORATORY ANALYSIS

This report shall not be reproduced, except in full,
without the written consent of Pace Analytical Services, LLC.

Pace Analytical Services, LLC
9800 Kincey Ave. Suite 100
Huntersville, NC 28078
(704)875-9092

ANALYTICAL RESULTS

Project: CPC HUNTERVILLE 60639876
Pace Project No.: 92607679

Sample: MW-07R **Lab ID: 92607679005** Collected: 06/02/22 10:35 Received: 06/02/22 16:30 Matrix: Water

Parameters	Results	Units	Report Limit	MDL	DF	Prepared	Analyzed	CAS No.	Qual
VPH NC Water	Analytical Method: MADEP VPH Pace Analytical Services - Charlotte								
Total VPH (C5-C12)	ND	ug/L	50.0	50.0	1		06/06/22 17:34		N2
Aliphatic (C05-C08)	ND	ug/L	50.0	50.0	1		06/06/22 17:34		N2
Aliphatic(C09-C12) Adjusted	ND	ug/L	50.0	50.0	1		06/06/22 17:34		N2
Aromatic (C09-C10)	ND	ug/L	50.0	50.0	1		06/06/22 17:34		N2
Surrogates									
4-Bromofluorobenzene (FID) (S)	95	%	70-130		1		06/06/22 17:34	460-00-4	
4-Bromofluorobenzene (PID) (S)	79	%	70-130		1		06/06/22 17:34	460-00-4	
6020 MET ICPMS	Analytical Method: EPA 6020B Preparation Method: EPA 3005A Pace Analytical Services - Peachtree Corners, GA								
Lead	ND	ug/L	5.0	0.89	1	06/03/22 14:31	06/06/22 19:31	7439-92-1	
6200B MSV	Analytical Method: SM 6200B Pace Analytical Services - Charlotte								
Benzene	ND	ug/L	0.50	0.34	1		06/03/22 17:20	71-43-2	
Bromobenzene	ND	ug/L	0.50	0.29	1		06/03/22 17:20	108-86-1	
Bromochloromethane	ND	ug/L	0.50	0.47	1		06/03/22 17:20	74-97-5	
Bromodichloromethane	ND	ug/L	0.50	0.31	1		06/03/22 17:20	75-27-4	
Bromoform	ND	ug/L	0.50	0.34	1		06/03/22 17:20	75-25-2	
Bromomethane	ND	ug/L	5.0	1.7	1		06/03/22 17:20	74-83-9	
n-Butylbenzene	ND	ug/L	0.50	0.49	1		06/03/22 17:20	104-51-8	
sec-Butylbenzene	ND	ug/L	0.50	0.40	1		06/03/22 17:20	135-98-8	
tert-Butylbenzene	ND	ug/L	0.50	0.32	1		06/03/22 17:20	98-06-6	
Carbon tetrachloride	ND	ug/L	0.50	0.33	1		06/03/22 17:20	56-23-5	
Chlorobenzene	ND	ug/L	0.50	0.28	1		06/03/22 17:20	108-90-7	
Chloroethane	ND	ug/L	1.0	0.65	1		06/03/22 17:20	75-00-3	
Chloroform	ND	ug/L	0.50	0.43	1		06/03/22 17:20	67-66-3	
Chloromethane	ND	ug/L	1.0	0.54	1		06/03/22 17:20	74-87-3	
2-Chlorotoluene	ND	ug/L	0.50	0.32	1		06/03/22 17:20	95-49-8	
4-Chlorotoluene	ND	ug/L	0.50	0.32	1		06/03/22 17:20	106-43-4	
1,2-Dibromo-3-chloropropane	ND	ug/L	1.0	0.34	1		06/03/22 17:20	96-12-8	
Dibromochloromethane	ND	ug/L	0.50	0.36	1		06/03/22 17:20	124-48-1	
1,2-Dibromoethane (EDB)	ND	ug/L	0.50	0.27	1		06/03/22 17:20	106-93-4	
Dibromomethane	ND	ug/L	0.50	0.39	1		06/03/22 17:20	74-95-3	
1,2-Dichlorobenzene	ND	ug/L	0.50	0.34	1		06/03/22 17:20	95-50-1	
1,3-Dichlorobenzene	ND	ug/L	0.50	0.34	1		06/03/22 17:20	541-73-1	
1,4-Dichlorobenzene	ND	ug/L	0.50	0.33	1		06/03/22 17:20	106-46-7	
Dichlorodifluoromethane	ND	ug/L	0.50	0.35	1		06/03/22 17:20	75-71-8	
1,1-Dichloroethane	ND	ug/L	0.50	0.37	1		06/03/22 17:20	75-34-3	
1,2-Dichloroethane	ND	ug/L	0.50	0.32	1		06/03/22 17:20	107-06-2	
1,1-Dichloroethene	ND	ug/L	0.50	0.35	1		06/03/22 17:20	75-35-4	
cis-1,2-Dichloroethene	ND	ug/L	0.50	0.38	1		06/03/22 17:20	156-59-2	
trans-1,2-Dichloroethene	ND	ug/L	0.50	0.40	1		06/03/22 17:20	156-60-5	
1,2-Dichloropropane	ND	ug/L	0.50	0.36	1		06/03/22 17:20	78-87-5	
1,3-Dichloropropane	ND	ug/L	0.50	0.28	1		06/03/22 17:20	142-28-9	

REPORT OF LABORATORY ANALYSIS

This report shall not be reproduced, except in full,
without the written consent of Pace Analytical Services, LLC.

Pace Analytical Services, LLC
9800 Kincey Ave. Suite 100
Huntersville, NC 28078
(704)875-9092

ANALYTICAL RESULTS

Project: CPC HUNTERVILLE 60639876
Pace Project No.: 92607679

Sample: MW-07R **Lab ID: 92607679005** Collected: 06/02/22 10:35 Received: 06/02/22 16:30 Matrix: Water

Parameters	Results	Units	Report Limit	MDL	DF	Prepared	Analyzed	CAS No.	Qual
6200B MSV	Analytical Method: SM 6200B Pace Analytical Services - Charlotte								
2,2-Dichloropropane	ND	ug/L	0.50	0.39	1		06/03/22 17:20	594-20-7	
1,1-Dichloropropene	ND	ug/L	0.50	0.43	1		06/03/22 17:20	563-58-6	
cis-1,3-Dichloropropene	ND	ug/L	0.50	0.36	1		06/03/22 17:20	10061-01-5	
trans-1,3-Dichloropropene	ND	ug/L	0.50	0.36	1		06/03/22 17:20	10061-02-6	
Diisopropyl ether	**0.44J**	ug/L	0.50	0.31	1		06/03/22 17:20	108-20-3	
Ethylbenzene	ND	ug/L	0.50	0.30	1		06/03/22 17:20	100-41-4	
Hexachloro-1,3-butadiene	ND	ug/L	2.0	1.5	1		06/03/22 17:20	87-68-3	
Isopropylbenzene (Cumene)	ND	ug/L	0.50	0.33	1		06/03/22 17:20	98-82-8	
Methylene Chloride	ND	ug/L	2.0	2.0	1		06/03/22 17:20	75-09-2	
Methyl-tert-butyl ether	ND	ug/L	0.50	0.42	1		06/03/22 17:20	1634-04-4	
Naphthalene	ND	ug/L	2.0	0.64	1		06/03/22 17:20	91-20-3	
n-Propylbenzene	ND	ug/L	0.50	0.34	1		06/03/22 17:20	103-65-1	
Styrene	ND	ug/L	0.50	0.29	1		06/03/22 17:20	100-42-5	
1,1,1,2-Tetrachloroethane	ND	ug/L	0.50	0.31	1		06/03/22 17:20	630-20-6	
1,1,2,2-Tetrachloroethane	ND	ug/L	0.50	0.22	1		06/03/22 17:20	79-34-5	
Tetrachloroethene	ND	ug/L	0.50	0.29	1		06/03/22 17:20	127-18-4	
Toluene	ND	ug/L	0.50	0.48	1		06/03/22 17:20	108-88-3	
1,2,3-Trichlorobenzene	ND	ug/L	2.0	0.81	1		06/03/22 17:20	87-61-6	
1,2,4-Trichlorobenzene	ND	ug/L	2.0	0.64	1		06/03/22 17:20	120-82-1	
1,1,1-Trichloroethane	ND	ug/L	0.50	0.33	1		06/03/22 17:20	71-55-6	
1,1,2-Trichloroethane	ND	ug/L	0.50	0.32	1		06/03/22 17:20	79-00-5	
Trichloroethene	ND	ug/L	0.50	0.38	1		06/03/22 17:20	79-01-6	
Trichlorofluoromethane	ND	ug/L	1.0	0.30	1		06/03/22 17:20	75-69-4	
1,2,3-Trichloropropane	ND	ug/L	0.50	0.26	1		06/03/22 17:20	96-18-4	
1,2,4-Trimethylbenzene	ND	ug/L	0.50	0.50	1		06/03/22 17:20	95-63-6	
1,3,5-Trimethylbenzene	ND	ug/L	0.50	0.33	1		06/03/22 17:20	108-67-8	
Vinyl chloride	ND	ug/L	1.0	0.39	1		06/03/22 17:20	75-01-4	
m&p-Xylene	ND	ug/L	1.0	0.71	1		06/03/22 17:20	179601-23-1	
o-Xylene	**0.42J**	ug/L	0.50	0.34	1		06/03/22 17:20	95-47-6	
Surrogates									
1,2-Dichloroethane-d4 (S)	93	%	70-130		1		06/03/22 17:20	17060-07-0	
4-Bromofluorobenzene (S)	99	%	70-130		1		06/03/22 17:20	460-00-4	
Toluene-d8 (S)	107	%	70-130		1		06/03/22 17:20	2037-26-5	

REPORT OF LABORATORY ANALYSIS

This report shall not be reproduced, except in full,
without the written consent of Pace Analytical Services, LLC.

Pace Analytical Services, LLC
9800 Kincey Ave. Suite 100
Huntersville, NC 28078
(704)875-9092

ANALYTICAL RESULTS

Project: CPC HUNTERVILLE 60639876
Pace Project No.: 92607679

Sample: MW-30 **Lab ID: 92607679006** Collected: 06/02/22 10:45 Received: 06/02/22 16:30 Matrix: Water

Parameters	Results	Units	Report Limit	MDL	DF	Prepared	Analyzed	CAS No.	Qual
VPH NC Water	Analytical Method: MADEP VPH Pace Analytical Services - Charlotte								
Total VPH (C5-C12)	ND	ug/L	50.0	50.0	1		06/06/22 18:03		N2
Aliphatic (C05-C08)	ND	ug/L	50.0	50.0	1		06/06/22 18:03		N2
Aliphatic(C09-C12) Adjusted	ND	ug/L	50.0	50.0	1		06/06/22 18:03		N2
Aromatic (C09-C10)	ND	ug/L	50.0	50.0	1		06/06/22 18:03		N2
Surrogates									
4-Bromofluorobenzene (FID) (S)	97	%	70-130		1		06/06/22 18:03	460-00-4	
4-Bromofluorobenzene (PID) (S)	81	%	70-130		1		06/06/22 18:03	460-00-4	
6020 MET ICPMS	Analytical Method: EPA 6020B Preparation Method: EPA 3005A Pace Analytical Services - Peachtree Corners, GA								
Lead	**2.9J**	ug/L	5.0	0.89	1	06/03/22 14:31	06/06/22 19:49	7439-92-1	
6200B MSV	Analytical Method: SM 6200B Pace Analytical Services - Charlotte								
Benzene	ND	ug/L	0.50	0.34	1		06/03/22 14:04	71-43-2	
Bromobenzene	ND	ug/L	0.50	0.29	1		06/03/22 14:04	108-86-1	
Bromochloromethane	ND	ug/L	0.50	0.47	1		06/03/22 14:04	74-97-5	
Bromodichloromethane	ND	ug/L	0.50	0.31	1		06/03/22 14:04	75-27-4	
Bromoform	ND	ug/L	0.50	0.34	1		06/03/22 14:04	75-25-2	
Bromomethane	ND	ug/L	5.0	1.7	1		06/03/22 14:04	74-83-9	
n-Butylbenzene	ND	ug/L	0.50	0.49	1		06/03/22 14:04	104-51-8	
sec-Butylbenzene	ND	ug/L	0.50	0.40	1		06/03/22 14:04	135-98-8	
tert-Butylbenzene	ND	ug/L	0.50	0.32	1		06/03/22 14:04	98-06-6	
Carbon tetrachloride	ND	ug/L	0.50	0.33	1		06/03/22 14:04	56-23-5	
Chlorobenzene	ND	ug/L	0.50	0.28	1		06/03/22 14:04	108-90-7	
Chloroethane	ND	ug/L	1.0	0.65	1		06/03/22 14:04	75-00-3	
Chloroform	ND	ug/L	0.50	0.43	1		06/03/22 14:04	67-66-3	
Chloromethane	ND	ug/L	1.0	0.54	1		06/03/22 14:04	74-87-3	
2-Chlorotoluene	ND	ug/L	0.50	0.32	1		06/03/22 14:04	95-49-8	
4-Chlorotoluene	ND	ug/L	0.50	0.32	1		06/03/22 14:04	106-43-4	
1,2-Dibromo-3-chloropropane	ND	ug/L	1.0	0.34	1		06/03/22 14:04	96-12-8	
Dibromochloromethane	ND	ug/L	0.50	0.36	1		06/03/22 14:04	124-48-1	
1,2-Dibromoethane (EDB)	ND	ug/L	0.50	0.27	1		06/03/22 14:04	106-93-4	
Dibromomethane	ND	ug/L	0.50	0.39	1		06/03/22 14:04	74-95-3	
1,2-Dichlorobenzene	ND	ug/L	0.50	0.34	1		06/03/22 14:04	95-50-1	
1,3-Dichlorobenzene	ND	ug/L	0.50	0.34	1		06/03/22 14:04	541-73-1	
1,4-Dichlorobenzene	ND	ug/L	0.50	0.33	1		06/03/22 14:04	106-46-7	
Dichlorodifluoromethane	ND	ug/L	0.50	0.35	1		06/03/22 14:04	75-71-8	
1,1-Dichloroethane	ND	ug/L	0.50	0.37	1		06/03/22 14:04	75-34-3	
1,2-Dichloroethane	ND	ug/L	0.50	0.32	1		06/03/22 14:04	107-06-2	
1,1-Dichloroethene	ND	ug/L	0.50	0.35	1		06/03/22 14:04	75-35-4	
cis-1,2-Dichloroethene	ND	ug/L	0.50	0.38	1		06/03/22 14:04	156-59-2	
trans-1,2-Dichloroethene	ND	ug/L	0.50	0.40	1		06/03/22 14:04	156-60-5	
1,2-Dichloropropane	ND	ug/L	0.50	0.36	1		06/03/22 14:04	78-87-5	
1,3-Dichloropropane	ND	ug/L	0.50	0.28	1		06/03/22 14:04	142-28-9	

REPORT OF LABORATORY ANALYSIS

This report shall not be reproduced, except in full,
without the written consent of Pace Analytical Services, LLC.

Pace Analytical Services, LLC
9800 Kincey Ave. Suite 100
Huntersville, NC 28078
(704)875-9092

ANALYTICAL RESULTS

Project: CPC HUNTERVILLE 60639876
Pace Project No.: 92607679

Sample: MW-30 **Lab ID: 92607679006** Collected: 06/02/22 10:45 Received: 06/02/22 16:30 Matrix: Water

Parameters	Results	Units	Report Limit	MDL	DF	Prepared	Analyzed	CAS No.	Qual
6200B MSV	Analytical Method: SM 6200B Pace Analytical Services - Charlotte								
2,2-Dichloropropane	ND	ug/L	0.50	0.39	1		06/03/22 14:04	594-20-7	
1,1-Dichloropropene	ND	ug/L	0.50	0.43	1		06/03/22 14:04	563-58-6	
cis-1,3-Dichloropropene	ND	ug/L	0.50	0.36	1		06/03/22 14:04	10061-01-5	
trans-1,3-Dichloropropene	ND	ug/L	0.50	0.36	1		06/03/22 14:04	10061-02-6	
Diisopropyl ether	ND	ug/L	0.50	0.31	1		06/03/22 14:04	108-20-3	
Ethylbenzene	ND	ug/L	0.50	0.30	1		06/03/22 14:04	100-41-4	
Hexachloro-1,3-butadiene	ND	ug/L	2.0	1.5	1		06/03/22 14:04	87-68-3	
Isopropylbenzene (Cumene)	ND	ug/L	0.50	0.33	1		06/03/22 14:04	98-82-8	
Methylene Chloride	ND	ug/L	2.0	2.0	1		06/03/22 14:04	75-09-2	
Methyl-tert-butyl ether	ND	ug/L	0.50	0.42	1		06/03/22 14:04	1634-04-4	
Naphthalene	ND	ug/L	2.0	0.64	1		06/03/22 14:04	91-20-3	
n-Propylbenzene	ND	ug/L	0.50	0.34	1		06/03/22 14:04	103-65-1	
Styrene	ND	ug/L	0.50	0.29	1		06/03/22 14:04	100-42-5	
1,1,1,2-Tetrachloroethane	ND	ug/L	0.50	0.31	1		06/03/22 14:04	630-20-6	
1,1,2,2-Tetrachloroethane	ND	ug/L	0.50	0.22	1		06/03/22 14:04	79-34-5	
Tetrachloroethene	ND	ug/L	0.50	0.29	1		06/03/22 14:04	127-18-4	
Toluene	ND	ug/L	0.50	0.48	1		06/03/22 14:04	108-88-3	
1,2,3-Trichlorobenzene	ND	ug/L	2.0	0.81	1		06/03/22 14:04	87-61-6	
1,2,4-Trichlorobenzene	ND	ug/L	2.0	0.64	1		06/03/22 14:04	120-82-1	
1,1,1-Trichloroethane	ND	ug/L	0.50	0.33	1		06/03/22 14:04	71-55-6	
1,1,2-Trichloroethane	ND	ug/L	0.50	0.32	1		06/03/22 14:04	79-00-5	
Trichloroethene	ND	ug/L	0.50	0.38	1		06/03/22 14:04	79-01-6	
Trichlorofluoromethane	ND	ug/L	1.0	0.30	1		06/03/22 14:04	75-69-4	
1,2,3-Trichloropropane	ND	ug/L	0.50	0.26	1		06/03/22 14:04	96-18-4	
1,2,4-Trimethylbenzene	ND	ug/L	0.50	0.50	1		06/03/22 14:04	95-63-6	
1,3,5-Trimethylbenzene	ND	ug/L	0.50	0.33	1		06/03/22 14:04	108-67-8	
Vinyl chloride	ND	ug/L	1.0	0.39	1		06/03/22 14:04	75-01-4	
m&p-Xylene	ND	ug/L	1.0	0.71	1		06/03/22 14:04	179601-23-1	
o-Xylene	ND	ug/L	0.50	0.34	1		06/03/22 14:04	95-47-6	
Surrogates									
1,2-Dichloroethane-d4 (S)	93	%	70-130		1		06/03/22 14:04	17060-07-0	
4-Bromofluorobenzene (S)	96	%	70-130		1		06/03/22 14:04	460-00-4	
Toluene-d8 (S)	106	%	70-130		1		06/03/22 14:04	2037-26-5	

REPORT OF LABORATORY ANALYSIS

This report shall not be reproduced, except in full,
without the written consent of Pace Analytical Services, LLC.

Pace Analytical Services, LLC
9800 Kincey Ave. Suite 100
Huntersville, NC 28078
(704)875-9092

ANALYTICAL RESULTS

Project: CPC HUNTERVILLE 60639876
Pace Project No.: 92607679

Sample: MW-56 **Lab ID: 92607679007** Collected: 06/02/22 10:30 Received: 06/02/22 16:30 Matrix: Water

Parameters	Results	Units	Report Limit	MDL	DF	Prepared	Analyzed	CAS No.	Qual
VPH NC Water	Analytical Method: MADEP VPH Pace Analytical Services - Charlotte								
Total VPH (C5-C12)	ND	ug/L	50.0	50.0	1		06/06/22 18:32		N2
Aliphatic (C05-C08)	ND	ug/L	50.0	50.0	1		06/06/22 18:32		N2
Aliphatic(C09-C12) Adjusted	ND	ug/L	50.0	50.0	1		06/06/22 18:32		N2
Aromatic (C09-C10)	ND	ug/L	50.0	50.0	1		06/06/22 18:32		N2
Surrogates									
4-Bromofluorobenzene (FID) (S)	97	%	70-130		1		06/06/22 18:32	460-00-4	
4-Bromofluorobenzene (PID) (S)	81	%	70-130		1		06/06/22 18:32	460-00-4	
6020 MET ICPMS	Analytical Method: EPA 6020B Preparation Method: EPA 3005A Pace Analytical Services - Peachtree Corners, GA								
Lead	ND	ug/L	5.0	0.89	1	06/03/22 14:31	06/06/22 19:55	7439-92-1	
6200B MSV	Analytical Method: SM 6200B Pace Analytical Services - Charlotte								
Benzene	ND	ug/L	0.50	0.34	1		06/03/22 17:38	71-43-2	
Bromobenzene	ND	ug/L	0.50	0.29	1		06/03/22 17:38	108-86-1	
Bromochloromethane	ND	ug/L	0.50	0.47	1		06/03/22 17:38	74-97-5	
Bromodichloromethane	ND	ug/L	0.50	0.31	1		06/03/22 17:38	75-27-4	
Bromoform	ND	ug/L	0.50	0.34	1		06/03/22 17:38	75-25-2	
Bromomethane	ND	ug/L	5.0	1.7	1		06/03/22 17:38	74-83-9	
n-Butylbenzene	ND	ug/L	0.50	0.49	1		06/03/22 17:38	104-51-8	
sec-Butylbenzene	ND	ug/L	0.50	0.40	1		06/03/22 17:38	135-98-8	
tert-Butylbenzene	ND	ug/L	0.50	0.32	1		06/03/22 17:38	98-06-6	
Carbon tetrachloride	ND	ug/L	0.50	0.33	1		06/03/22 17:38	56-23-5	
Chlorobenzene	ND	ug/L	0.50	0.28	1		06/03/22 17:38	108-90-7	
Chloroethane	ND	ug/L	1.0	0.65	1		06/03/22 17:38	75-00-3	
Chloroform	ND	ug/L	0.50	0.43	1		06/03/22 17:38	67-66-3	
Chloromethane	ND	ug/L	1.0	0.54	1		06/03/22 17:38	74-87-3	
2-Chlorotoluene	ND	ug/L	0.50	0.32	1		06/03/22 17:38	95-49-8	
4-Chlorotoluene	ND	ug/L	0.50	0.32	1		06/03/22 17:38	106-43-4	
1,2-Dibromo-3-chloropropane	ND	ug/L	1.0	0.34	1		06/03/22 17:38	96-12-8	
Dibromochloromethane	ND	ug/L	0.50	0.36	1		06/03/22 17:38	124-48-1	
1,2-Dibromoethane (EDB)	ND	ug/L	0.50	0.27	1		06/03/22 17:38	106-93-4	
Dibromomethane	ND	ug/L	0.50	0.39	1		06/03/22 17:38	74-95-3	
1,2-Dichlorobenzene	ND	ug/L	0.50	0.34	1		06/03/22 17:38	95-50-1	
1,3-Dichlorobenzene	ND	ug/L	0.50	0.34	1		06/03/22 17:38	541-73-1	
1,4-Dichlorobenzene	ND	ug/L	0.50	0.33	1		06/03/22 17:38	106-46-7	
Dichlorodifluoromethane	ND	ug/L	0.50	0.35	1		06/03/22 17:38	75-71-8	
1,1-Dichloroethane	ND	ug/L	0.50	0.37	1		06/03/22 17:38	75-34-3	
1,2-Dichloroethane	ND	ug/L	0.50	0.32	1		06/03/22 17:38	107-06-2	
1,1-Dichloroethene	ND	ug/L	0.50	0.35	1		06/03/22 17:38	75-35-4	
cis-1,2-Dichloroethene	ND	ug/L	0.50	0.38	1		06/03/22 17:38	156-59-2	
trans-1,2-Dichloroethene	ND	ug/L	0.50	0.40	1		06/03/22 17:38	156-60-5	
1,2-Dichloropropane	ND	ug/L	0.50	0.36	1		06/03/22 17:38	78-87-5	
1,3-Dichloropropane	ND	ug/L	0.50	0.28	1		06/03/22 17:38	142-28-9	

REPORT OF LABORATORY ANALYSIS

This report shall not be reproduced, except in full,
without the written consent of Pace Analytical Services, LLC.

Pace Analytical Services, LLC
9800 Kincey Ave. Suite 100
Huntersville, NC 28078
(704)875-9092

ANALYTICAL RESULTS

Project: CPC HUNTERVILLE 60639876
Pace Project No.: 92607679

Sample: MW-56 **Lab ID: 92607679007** Collected: 06/02/22 10:30 Received: 06/02/22 16:30 Matrix: Water

Parameters	Results	Units	Report Limit	MDL	DF	Prepared	Analyzed	CAS No.	Qual
6200B MSV	Analytical Method: SM 6200B Pace Analytical Services - Charlotte								
2,2-Dichloropropane	ND	ug/L	0.50	0.39	1		06/03/22 17:38	594-20-7	
1,1-Dichloropropene	ND	ug/L	0.50	0.43	1		06/03/22 17:38	563-58-6	
cis-1,3-Dichloropropene	ND	ug/L	0.50	0.36	1		06/03/22 17:38	10061-01-5	
trans-1,3-Dichloropropene	ND	ug/L	0.50	0.36	1		06/03/22 17:38	10061-02-6	
Diisopropyl ether	ND	ug/L	0.50	0.31	1		06/03/22 17:38	108-20-3	
Ethylbenzene	ND	ug/L	0.50	0.30	1		06/03/22 17:38	100-41-4	
Hexachloro-1,3-butadiene	ND	ug/L	2.0	1.5	1		06/03/22 17:38	87-68-3	
Isopropylbenzene (Cumene)	ND	ug/L	0.50	0.33	1		06/03/22 17:38	98-82-8	
Methylene Chloride	ND	ug/L	2.0	2.0	1		06/03/22 17:38	75-09-2	
Methyl-tert-butyl ether	ND	ug/L	0.50	0.42	1		06/03/22 17:38	1634-04-4	
Naphthalene	ND	ug/L	2.0	0.64	1		06/03/22 17:38	91-20-3	
n-Propylbenzene	ND	ug/L	0.50	0.34	1		06/03/22 17:38	103-65-1	
Styrene	ND	ug/L	0.50	0.29	1		06/03/22 17:38	100-42-5	
1,1,1,2-Tetrachloroethane	ND	ug/L	0.50	0.31	1		06/03/22 17:38	630-20-6	
1,1,2,2-Tetrachloroethane	ND	ug/L	0.50	0.22	1		06/03/22 17:38	79-34-5	
Tetrachloroethene	ND	ug/L	0.50	0.29	1		06/03/22 17:38	127-18-4	
Toluene	ND	ug/L	0.50	0.48	1		06/03/22 17:38	108-88-3	
1,2,3-Trichlorobenzene	ND	ug/L	2.0	0.81	1		06/03/22 17:38	87-61-6	
1,2,4-Trichlorobenzene	ND	ug/L	2.0	0.64	1		06/03/22 17:38	120-82-1	
1,1,1-Trichloroethane	ND	ug/L	0.50	0.33	1		06/03/22 17:38	71-55-6	
1,1,2-Trichloroethane	ND	ug/L	0.50	0.32	1		06/03/22 17:38	79-00-5	
Trichloroethene	ND	ug/L	0.50	0.38	1		06/03/22 17:38	79-01-6	
Trichlorofluoromethane	ND	ug/L	1.0	0.30	1		06/03/22 17:38	75-69-4	
1,2,3-Trichloropropane	ND	ug/L	0.50	0.26	1		06/03/22 17:38	96-18-4	
1,2,4-Trimethylbenzene	ND	ug/L	0.50	0.50	1		06/03/22 17:38	95-63-6	
1,3,5-Trimethylbenzene	ND	ug/L	0.50	0.33	1		06/03/22 17:38	108-67-8	
Vinyl chloride	ND	ug/L	1.0	0.39	1		06/03/22 17:38	75-01-4	
m&p-Xylene	ND	ug/L	1.0	0.71	1		06/03/22 17:38	179601-23-1	
o-Xylene	ND	ug/L	0.50	0.34	1		06/03/22 17:38	95-47-6	
Surrogates									
1,2-Dichloroethane-d4 (S)	89	%	70-130		1		06/03/22 17:38	17060-07-0	
4-Bromofluorobenzene (S)	97	%	70-130		1		06/03/22 17:38	460-00-4	
Toluene-d8 (S)	109	%	70-130		1		06/03/22 17:38	2037-26-5	

REPORT OF LABORATORY ANALYSIS

This report shall not be reproduced, except in full,
without the written consent of Pace Analytical Services, LLC.

Pace Analytical Services, LLC
9800 Kincey Ave. Suite 100
Huntersville, NC 28078
(704)875-9092

ANALYTICAL RESULTS

Project: CPC HUNTERVILLE 60639876
Pace Project No.: 92607679

Sample: MW-33 **Lab ID: 92607679008** Collected: 06/02/22 11:00 Received: 06/02/22 16:30 Matrix: Water

Parameters	Results	Units	Report Limit	MDL	DF	Prepared	Analyzed	CAS No.	Qual
VPH NC Water	Analytical Method: MADEP VPH Pace Analytical Services - Charlotte								
Total VPH (C5-C12)	ND	ug/L	50.0	50.0	1		06/06/22 19:01		N2
Aliphatic (C05-C08)	ND	ug/L	50.0	50.0	1		06/06/22 19:01		N2
Aliphatic(C09-C12) Adjusted	ND	ug/L	50.0	50.0	1		06/06/22 19:01		N2
Aromatic (C09-C10)	ND	ug/L	50.0	50.0	1		06/06/22 19:01		N2
Surrogates									
4-Bromofluorobenzene (FID) (S)	96	%	70-130		1		06/06/22 19:01	460-00-4	
4-Bromofluorobenzene (PID) (S)	80	%	70-130		1		06/06/22 19:01	460-00-4	
6020 MET ICPMS	Analytical Method: EPA 6020B Preparation Method: EPA 3005A Pace Analytical Services - Peachtree Corners, GA								
Lead	ND	ug/L	5.0	0.89	1	06/03/22 14:31	06/06/22 20:01	7439-92-1	
6200B MSV	Analytical Method: SM 6200B Pace Analytical Services - Charlotte								
Benzene	ND	ug/L	0.50	0.34	1		06/03/22 14:22	71-43-2	
Bromobenzene	ND	ug/L	0.50	0.29	1		06/03/22 14:22	108-86-1	
Bromochloromethane	ND	ug/L	0.50	0.47	1		06/03/22 14:22	74-97-5	
Bromodichloromethane	ND	ug/L	0.50	0.31	1		06/03/22 14:22	75-27-4	
Bromoform	ND	ug/L	0.50	0.34	1		06/03/22 14:22	75-25-2	
Bromomethane	ND	ug/L	5.0	1.7	1		06/03/22 14:22	74-83-9	
n-Butylbenzene	ND	ug/L	0.50	0.49	1		06/03/22 14:22	104-51-8	
sec-Butylbenzene	ND	ug/L	0.50	0.40	1		06/03/22 14:22	135-98-8	
tert-Butylbenzene	ND	ug/L	0.50	0.32	1		06/03/22 14:22	98-06-6	
Carbon tetrachloride	ND	ug/L	0.50	0.33	1		06/03/22 14:22	56-23-5	
Chlorobenzene	ND	ug/L	0.50	0.28	1		06/03/22 14:22	108-90-7	
Chloroethane	ND	ug/L	1.0	0.65	1		06/03/22 14:22	75-00-3	
Chloroform	ND	ug/L	0.50	0.43	1		06/03/22 14:22	67-66-3	
Chloromethane	ND	ug/L	1.0	0.54	1		06/03/22 14:22	74-87-3	
2-Chlorotoluene	ND	ug/L	0.50	0.32	1		06/03/22 14:22	95-49-8	
4-Chlorotoluene	ND	ug/L	0.50	0.32	1		06/03/22 14:22	106-43-4	
1,2-Dibromo-3-chloropropane	ND	ug/L	1.0	0.34	1		06/03/22 14:22	96-12-8	
Dibromochloromethane	ND	ug/L	0.50	0.36	1		06/03/22 14:22	124-48-1	
1,2-Dibromoethane (EDB)	ND	ug/L	0.50	0.27	1		06/03/22 14:22	106-93-4	
Dibromomethane	ND	ug/L	0.50	0.39	1		06/03/22 14:22	74-95-3	
1,2-Dichlorobenzene	ND	ug/L	0.50	0.34	1		06/03/22 14:22	95-50-1	
1,3-Dichlorobenzene	ND	ug/L	0.50	0.34	1		06/03/22 14:22	541-73-1	
1,4-Dichlorobenzene	ND	ug/L	0.50	0.33	1		06/03/22 14:22	106-46-7	
Dichlorodifluoromethane	ND	ug/L	0.50	0.35	1		06/03/22 14:22	75-71-8	
1,1-Dichloroethane	ND	ug/L	0.50	0.37	1		06/03/22 14:22	75-34-3	
1,2-Dichloroethane	ND	ug/L	0.50	0.32	1		06/03/22 14:22	107-06-2	
1,1-Dichloroethene	ND	ug/L	0.50	0.35	1		06/03/22 14:22	75-35-4	
cis-1,2-Dichloroethene	ND	ug/L	0.50	0.38	1		06/03/22 14:22	156-59-2	
trans-1,2-Dichloroethene	ND	ug/L	0.50	0.40	1		06/03/22 14:22	156-60-5	
1,2-Dichloropropane	ND	ug/L	0.50	0.36	1		06/03/22 14:22	78-87-5	
1,3-Dichloropropane	ND	ug/L	0.50	0.28	1		06/03/22 14:22	142-28-9	

REPORT OF LABORATORY ANALYSIS

This report shall not be reproduced, except in full,
without the written consent of Pace Analytical Services, LLC.

Pace Analytical Services, LLC
9800 Kincey Ave. Suite 100
Huntersville, NC 28078
(704)875-9092

ANALYTICAL RESULTS

Project: CPC HUNTERVILLE 60639876
Pace Project No.: 92607679

Sample: MW-33 **Lab ID: 92607679008** Collected: 06/02/22 11:00 Received: 06/02/22 16:30 Matrix: Water

Parameters	Results	Units	Report Limit	MDL	DF	Prepared	Analyzed	CAS No.	Qual
6200B MSV	Analytical Method: SM 6200B Pace Analytical Services - Charlotte								
2,2-Dichloropropane	ND	ug/L	0.50	0.39	1		06/03/22 14:22	594-20-7	
1,1-Dichloropropene	ND	ug/L	0.50	0.43	1		06/03/22 14:22	563-58-6	
cis-1,3-Dichloropropene	ND	ug/L	0.50	0.36	1		06/03/22 14:22	10061-01-5	
trans-1,3-Dichloropropene	ND	ug/L	0.50	0.36	1		06/03/22 14:22	10061-02-6	
Diisopropyl ether	ND	ug/L	0.50	0.31	1		06/03/22 14:22	108-20-3	
Ethylbenzene	ND	ug/L	0.50	0.30	1		06/03/22 14:22	100-41-4	
Hexachloro-1,3-butadiene	ND	ug/L	2.0	1.5	1		06/03/22 14:22	87-68-3	
Isopropylbenzene (Cumene)	ND	ug/L	0.50	0.33	1		06/03/22 14:22	98-82-8	
Methylene Chloride	ND	ug/L	2.0	2.0	1		06/03/22 14:22	75-09-2	
Methyl-tert-butyl ether	ND	ug/L	0.50	0.42	1		06/03/22 14:22	1634-04-4	
Naphthalene	ND	ug/L	2.0	0.64	1		06/03/22 14:22	91-20-3	
n-Propylbenzene	ND	ug/L	0.50	0.34	1		06/03/22 14:22	103-65-1	
Styrene	ND	ug/L	0.50	0.29	1		06/03/22 14:22	100-42-5	
1,1,1,2-Tetrachloroethane	ND	ug/L	0.50	0.31	1		06/03/22 14:22	630-20-6	
1,1,2,2-Tetrachloroethane	ND	ug/L	0.50	0.22	1		06/03/22 14:22	79-34-5	
Tetrachloroethene	ND	ug/L	0.50	0.29	1		06/03/22 14:22	127-18-4	
Toluene	ND	ug/L	0.50	0.48	1		06/03/22 14:22	108-88-3	
1,2,3-Trichlorobenzene	ND	ug/L	2.0	0.81	1		06/03/22 14:22	87-61-6	
1,2,4-Trichlorobenzene	ND	ug/L	2.0	0.64	1		06/03/22 14:22	120-82-1	
1,1,1-Trichloroethane	ND	ug/L	0.50	0.33	1		06/03/22 14:22	71-55-6	
1,1,2-Trichloroethane	ND	ug/L	0.50	0.32	1		06/03/22 14:22	79-00-5	
Trichloroethene	ND	ug/L	0.50	0.38	1		06/03/22 14:22	79-01-6	
Trichlorofluoromethane	ND	ug/L	1.0	0.30	1		06/03/22 14:22	75-69-4	
1,2,3-Trichloropropane	ND	ug/L	0.50	0.26	1		06/03/22 14:22	96-18-4	
1,2,4-Trimethylbenzene	ND	ug/L	0.50	0.50	1		06/03/22 14:22	95-63-6	
1,3,5-Trimethylbenzene	ND	ug/L	0.50	0.33	1		06/03/22 14:22	108-67-8	
Vinyl chloride	ND	ug/L	1.0	0.39	1		06/03/22 14:22	75-01-4	
m&p-Xylene	ND	ug/L	1.0	0.71	1		06/03/22 14:22	179601-23-1	
o-Xylene	ND	ug/L	0.50	0.34	1		06/03/22 14:22	95-47-6	
Surrogates									
1,2-Dichloroethane-d4 (S)	91	%	70-130		1		06/03/22 14:22	17060-07-0	
4-Bromofluorobenzene (S)	97	%	70-130		1		06/03/22 14:22	460-00-4	
Toluene-d8 (S)	105	%	70-130		1		06/03/22 14:22	2037-26-5	

REPORT OF LABORATORY ANALYSIS

This report shall not be reproduced, except in full,
without the written consent of Pace Analytical Services, LLC.

Pace Analytical Services, LLC
9800 Kincey Ave. Suite 100
Huntersville, NC 28078
(704)875-9092

ANALYTICAL RESULTS

Project: CPC HUNTERVILLE 60639876
Pace Project No.: 92607679

Sample: MW-36DR **Lab ID: 92607679009** Collected: 06/02/22 11:00 Received: 06/02/22 16:30 Matrix: Water

Parameters	Results	Units	Report Limit	MDL	DF	Prepared	Analyzed	CAS No.	Qual
VPH NC Water	Analytical Method: MADEP VPH Pace Analytical Services - Charlotte								
Total VPH (C5-C12)	ND	ug/L	50.0	50.0	1		06/06/22 19:30		N2
Aliphatic (C05-C08)	ND	ug/L	50.0	50.0	1		06/06/22 19:30		N2
Aliphatic(C09-C12) Adjusted	ND	ug/L	50.0	50.0	1		06/06/22 19:30		N2
Aromatic (C09-C10)	ND	ug/L	50.0	50.0	1		06/06/22 19:30		N2
Surrogates									
4-Bromofluorobenzene (FID) (S)	98	%	70-130		1		06/06/22 19:30	460-00-4	
4-Bromofluorobenzene (PID) (S)	82	%	70-130		1		06/06/22 19:30	460-00-4	
6020 MET ICPMS	Analytical Method: EPA 6020B Preparation Method: EPA 3005A Pace Analytical Services - Peachtree Corners, GA								
Lead	ND	ug/L	5.0	0.89	1	06/03/22 14:31	06/06/22 20:07	7439-92-1	
6200B MSV	Analytical Method: SM 6200B Pace Analytical Services - Charlotte								
Benzene	ND	ug/L	0.50	0.34	1		06/03/22 14:39	71-43-2	
Bromobenzene	ND	ug/L	0.50	0.29	1		06/03/22 14:39	108-86-1	
Bromochloromethane	ND	ug/L	0.50	0.47	1		06/03/22 14:39	74-97-5	
Bromodichloromethane	ND	ug/L	0.50	0.31	1		06/03/22 14:39	75-27-4	
Bromoform	ND	ug/L	0.50	0.34	1		06/03/22 14:39	75-25-2	
Bromomethane	ND	ug/L	5.0	1.7	1		06/03/22 14:39	74-83-9	
n-Butylbenzene	ND	ug/L	0.50	0.49	1		06/03/22 14:39	104-51-8	
sec-Butylbenzene	ND	ug/L	0.50	0.40	1		06/03/22 14:39	135-98-8	
tert-Butylbenzene	ND	ug/L	0.50	0.32	1		06/03/22 14:39	98-06-6	
Carbon tetrachloride	ND	ug/L	0.50	0.33	1		06/03/22 14:39	56-23-5	
Chlorobenzene	ND	ug/L	0.50	0.28	1		06/03/22 14:39	108-90-7	
Chloroethane	ND	ug/L	1.0	0.65	1		06/03/22 14:39	75-00-3	
Chloroform	ND	ug/L	0.50	0.43	1		06/03/22 14:39	67-66-3	
Chloromethane	ND	ug/L	1.0	0.54	1		06/03/22 14:39	74-87-3	
2-Chlorotoluene	ND	ug/L	0.50	0.32	1		06/03/22 14:39	95-49-8	
4-Chlorotoluene	ND	ug/L	0.50	0.32	1		06/03/22 14:39	106-43-4	
1,2-Dibromo-3-chloropropane	ND	ug/L	1.0	0.34	1		06/03/22 14:39	96-12-8	
Dibromochloromethane	ND	ug/L	0.50	0.36	1		06/03/22 14:39	124-48-1	
1,2-Dibromoethane (EDB)	ND	ug/L	0.50	0.27	1		06/03/22 14:39	106-93-4	
Dibromomethane	ND	ug/L	0.50	0.39	1		06/03/22 14:39	74-95-3	
1,2-Dichlorobenzene	ND	ug/L	0.50	0.34	1		06/03/22 14:39	95-50-1	
1,3-Dichlorobenzene	ND	ug/L	0.50	0.34	1		06/03/22 14:39	541-73-1	
1,4-Dichlorobenzene	ND	ug/L	0.50	0.33	1		06/03/22 14:39	106-46-7	
Dichlorodifluoromethane	ND	ug/L	0.50	0.35	1		06/03/22 14:39	75-71-8	
1,1-Dichloroethane	ND	ug/L	0.50	0.37	1		06/03/22 14:39	75-34-3	
1,2-Dichloroethane	ND	ug/L	0.50	0.32	1		06/03/22 14:39	107-06-2	
1,1-Dichloroethene	ND	ug/L	0.50	0.35	1		06/03/22 14:39	75-35-4	
cis-1,2-Dichloroethene	ND	ug/L	0.50	0.38	1		06/03/22 14:39	156-59-2	
trans-1,2-Dichloroethene	ND	ug/L	0.50	0.40	1		06/03/22 14:39	156-60-5	
1,2-Dichloropropane	ND	ug/L	0.50	0.36	1		06/03/22 14:39	78-87-5	
1,3-Dichloropropane	ND	ug/L	0.50	0.28	1		06/03/22 14:39	142-28-9	

REPORT OF LABORATORY ANALYSIS

This report shall not be reproduced, except in full,
without the written consent of Pace Analytical Services, LLC.

Pace Analytical Services, LLC
9800 Kincey Ave. Suite 100
Huntersville, NC 28078
(704)875-9092

ANALYTICAL RESULTS

Project: CPC HUNTERVILLE 60639876
Pace Project No.: 92607679

Sample: MW-36DR **Lab ID: 92607679009** Collected: 06/02/22 11:00 Received: 06/02/22 16:30 Matrix: Water

Parameters	Results	Units	Report Limit	MDL	DF	Prepared	Analyzed	CAS No.	Qual
6200B MSV	Analytical Method: SM 6200B Pace Analytical Services - Charlotte								
2,2-Dichloropropane	ND	ug/L	0.50	0.39	1		06/03/22 14:39	594-20-7	
1,1-Dichloropropene	ND	ug/L	0.50	0.43	1		06/03/22 14:39	563-58-6	
cis-1,3-Dichloropropene	ND	ug/L	0.50	0.36	1		06/03/22 14:39	10061-01-5	
trans-1,3-Dichloropropene	ND	ug/L	0.50	0.36	1		06/03/22 14:39	10061-02-6	
Diisopropyl ether	ND	ug/L	0.50	0.31	1		06/03/22 14:39	108-20-3	
Ethylbenzene	ND	ug/L	0.50	0.30	1		06/03/22 14:39	100-41-4	
Hexachloro-1,3-butadiene	ND	ug/L	2.0	1.5	1		06/03/22 14:39	87-68-3	
Isopropylbenzene (Cumene)	ND	ug/L	0.50	0.33	1		06/03/22 14:39	98-82-8	
Methylene Chloride	ND	ug/L	2.0	2.0	1		06/03/22 14:39	75-09-2	
Methyl-tert-butyl ether	ND	ug/L	0.50	0.42	1		06/03/22 14:39	1634-04-4	
Naphthalene	ND	ug/L	2.0	0.64	1		06/03/22 14:39	91-20-3	
n-Propylbenzene	ND	ug/L	0.50	0.34	1		06/03/22 14:39	103-65-1	
Styrene	ND	ug/L	0.50	0.29	1		06/03/22 14:39	100-42-5	
1,1,1,2-Tetrachloroethane	ND	ug/L	0.50	0.31	1		06/03/22 14:39	630-20-6	
1,1,2,2-Tetrachloroethane	ND	ug/L	0.50	0.22	1		06/03/22 14:39	79-34-5	
Tetrachloroethene	ND	ug/L	0.50	0.29	1		06/03/22 14:39	127-18-4	
Toluene	ND	ug/L	0.50	0.48	1		06/03/22 14:39	108-88-3	
1,2,3-Trichlorobenzene	ND	ug/L	2.0	0.81	1		06/03/22 14:39	87-61-6	
1,2,4-Trichlorobenzene	ND	ug/L	2.0	0.64	1		06/03/22 14:39	120-82-1	
1,1,1-Trichloroethane	ND	ug/L	0.50	0.33	1		06/03/22 14:39	71-55-6	
1,1,2-Trichloroethane	ND	ug/L	0.50	0.32	1		06/03/22 14:39	79-00-5	
Trichloroethene	ND	ug/L	0.50	0.38	1		06/03/22 14:39	79-01-6	
Trichlorofluoromethane	ND	ug/L	1.0	0.30	1		06/03/22 14:39	75-69-4	
1,2,3-Trichloropropane	ND	ug/L	0.50	0.26	1		06/03/22 14:39	96-18-4	
1,2,4-Trimethylbenzene	ND	ug/L	0.50	0.50	1		06/03/22 14:39	95-63-6	
1,3,5-Trimethylbenzene	ND	ug/L	0.50	0.33	1		06/03/22 14:39	108-67-8	
Vinyl chloride	ND	ug/L	1.0	0.39	1		06/03/22 14:39	75-01-4	
m&p-Xylene	ND	ug/L	1.0	0.71	1		06/03/22 14:39	179601-23-1	
o-Xylene	ND	ug/L	0.50	0.34	1		06/03/22 14:39	95-47-6	
Surrogates									
1,2-Dichloroethane-d4 (S)	90	%	70-130		1		06/03/22 14:39	17060-07-0	
4-Bromofluorobenzene (S)	99	%	70-130		1		06/03/22 14:39	460-00-4	
Toluene-d8 (S)	109	%	70-130		1		06/03/22 14:39	2037-26-5	

REPORT OF LABORATORY ANALYSIS

This report shall not be reproduced, except in full,
without the written consent of Pace Analytical Services, LLC.

Pace Analytical Services, LLC
9800 Kincey Ave. Suite 100
Huntersville, NC 28078
(704)875-9092

ANALYTICAL RESULTS

Project: CPC HUNTERVILLE 60639876
Pace Project No.: 92607679

Sample: MW-96 **Lab ID: 92607679010** Collected: 06/02/22 11:05 Received: 06/02/22 16:30 Matrix: Water

Parameters	Results	Units	Report Limit	MDL	DF	Prepared	Analyzed	CAS No.	Qual
VPH NC Water	Analytical Method: MADEP VPH Pace Analytical Services - Charlotte								
Total VPH (C5-C12)	ND	ug/L	50.0	50.0	1		06/06/22 19:58		N2
Aliphatic (C05-C08)	ND	ug/L	50.0	50.0	1		06/06/22 19:58		N2
Aliphatic(C09-C12) Adjusted	ND	ug/L	50.0	50.0	1		06/06/22 19:58		N2
Aromatic (C09-C10)	ND	ug/L	50.0	50.0	1		06/06/22 19:58		N2
Surrogates									
4-Bromofluorobenzene (FID) (S)	98	%	70-130		1		06/06/22 19:58	460-00-4	
4-Bromofluorobenzene (PID) (S)	82	%	70-130		1		06/06/22 19:58	460-00-4	
6020 MET ICPMS	Analytical Method: EPA 6020B Preparation Method: EPA 3005A Pace Analytical Services - Peachtree Corners, GA								
Lead	ND	ug/L	5.0	0.89	1	06/03/22 14:31	06/06/22 20:13	7439-92-1	
6200B MSV	Analytical Method: SM 6200B Pace Analytical Services - Charlotte								
Benzene	ND	ug/L	0.50	0.34	1		06/03/22 14:57	71-43-2	
Bromobenzene	ND	ug/L	0.50	0.29	1		06/03/22 14:57	108-86-1	
Bromochloromethane	ND	ug/L	0.50	0.47	1		06/03/22 14:57	74-97-5	
Bromodichloromethane	ND	ug/L	0.50	0.31	1		06/03/22 14:57	75-27-4	
Bromoform	ND	ug/L	0.50	0.34	1		06/03/22 14:57	75-25-2	
Bromomethane	ND	ug/L	5.0	1.7	1		06/03/22 14:57	74-83-9	
n-Butylbenzene	ND	ug/L	0.50	0.49	1		06/03/22 14:57	104-51-8	
sec-Butylbenzene	ND	ug/L	0.50	0.40	1		06/03/22 14:57	135-98-8	
tert-Butylbenzene	ND	ug/L	0.50	0.32	1		06/03/22 14:57	98-06-6	
Carbon tetrachloride	ND	ug/L	0.50	0.33	1		06/03/22 14:57	56-23-5	
Chlorobenzene	ND	ug/L	0.50	0.28	1		06/03/22 14:57	108-90-7	
Chloroethane	ND	ug/L	1.0	0.65	1		06/03/22 14:57	75-00-3	
Chloroform	ND	ug/L	0.50	0.43	1		06/03/22 14:57	67-66-3	
Chloromethane	ND	ug/L	1.0	0.54	1		06/03/22 14:57	74-87-3	
2-Chlorotoluene	ND	ug/L	0.50	0.32	1		06/03/22 14:57	95-49-8	
4-Chlorotoluene	ND	ug/L	0.50	0.32	1		06/03/22 14:57	106-43-4	
1,2-Dibromo-3-chloropropane	ND	ug/L	1.0	0.34	1		06/03/22 14:57	96-12-8	
Dibromochloromethane	ND	ug/L	0.50	0.36	1		06/03/22 14:57	124-48-1	
1,2-Dibromoethane (EDB)	ND	ug/L	0.50	0.27	1		06/03/22 14:57	106-93-4	
Dibromomethane	ND	ug/L	0.50	0.39	1		06/03/22 14:57	74-95-3	
1,2-Dichlorobenzene	ND	ug/L	0.50	0.34	1		06/03/22 14:57	95-50-1	
1,3-Dichlorobenzene	ND	ug/L	0.50	0.34	1		06/03/22 14:57	541-73-1	
1,4-Dichlorobenzene	ND	ug/L	0.50	0.33	1		06/03/22 14:57	106-46-7	
Dichlorodifluoromethane	ND	ug/L	0.50	0.35	1		06/03/22 14:57	75-71-8	
1,1-Dichloroethane	ND	ug/L	0.50	0.37	1		06/03/22 14:57	75-34-3	
1,2-Dichloroethane	ND	ug/L	0.50	0.32	1		06/03/22 14:57	107-06-2	
1,1-Dichloroethene	ND	ug/L	0.50	0.35	1		06/03/22 14:57	75-35-4	
cis-1,2-Dichloroethene	ND	ug/L	0.50	0.38	1		06/03/22 14:57	156-59-2	
trans-1,2-Dichloroethene	ND	ug/L	0.50	0.40	1		06/03/22 14:57	156-60-5	
1,2-Dichloropropane	ND	ug/L	0.50	0.36	1		06/03/22 14:57	78-87-5	
1,3-Dichloropropane	ND	ug/L	0.50	0.28	1		06/03/22 14:57	142-28-9	

REPORT OF LABORATORY ANALYSIS

This report shall not be reproduced, except in full,
without the written consent of Pace Analytical Services, LLC.

Pace Analytical Services, LLC
9800 Kincey Ave. Suite 100
Huntersville, NC 28078
(704)875-9092

ANALYTICAL RESULTS

Project: CPC HUNTERVILLE 60639876
Pace Project No.: 92607679

Sample: MW-96 **Lab ID: 92607679010** Collected: 06/02/22 11:05 Received: 06/02/22 16:30 Matrix: Water

Parameters	Results	Units	Report Limit	MDL	DF	Prepared	Analyzed	CAS No.	Qual
6200B MSV	Analytical Method: SM 6200B Pace Analytical Services - Charlotte								
2,2-Dichloropropane	ND	ug/L	0.50	0.39	1		06/03/22 14:57	594-20-7	
1,1-Dichloropropene	ND	ug/L	0.50	0.43	1		06/03/22 14:57	563-58-6	
cis-1,3-Dichloropropene	ND	ug/L	0.50	0.36	1		06/03/22 14:57	10061-01-5	
trans-1,3-Dichloropropene	ND	ug/L	0.50	0.36	1		06/03/22 14:57	10061-02-6	
Diisopropyl ether	ND	ug/L	0.50	0.31	1		06/03/22 14:57	108-20-3	
Ethylbenzene	ND	ug/L	0.50	0.30	1		06/03/22 14:57	100-41-4	
Hexachloro-1,3-butadiene	ND	ug/L	2.0	1.5	1		06/03/22 14:57	87-68-3	
Isopropylbenzene (Cumene)	ND	ug/L	0.50	0.33	1		06/03/22 14:57	98-82-8	
Methylene Chloride	ND	ug/L	2.0	2.0	1		06/03/22 14:57	75-09-2	
Methyl-tert-butyl ether	ND	ug/L	0.50	0.42	1		06/03/22 14:57	1634-04-4	
Naphthalene	ND	ug/L	2.0	0.64	1		06/03/22 14:57	91-20-3	
n-Propylbenzene	ND	ug/L	0.50	0.34	1		06/03/22 14:57	103-65-1	
Styrene	ND	ug/L	0.50	0.29	1		06/03/22 14:57	100-42-5	
1,1,1,2-Tetrachloroethane	ND	ug/L	0.50	0.31	1		06/03/22 14:57	630-20-6	
1,1,2,2-Tetrachloroethane	ND	ug/L	0.50	0.22	1		06/03/22 14:57	79-34-5	
Tetrachloroethene	ND	ug/L	0.50	0.29	1		06/03/22 14:57	127-18-4	
Toluene	ND	ug/L	0.50	0.48	1		06/03/22 14:57	108-88-3	
1,2,3-Trichlorobenzene	ND	ug/L	2.0	0.81	1		06/03/22 14:57	87-61-6	
1,2,4-Trichlorobenzene	ND	ug/L	2.0	0.64	1		06/03/22 14:57	120-82-1	
1,1,1-Trichloroethane	ND	ug/L	0.50	0.33	1		06/03/22 14:57	71-55-6	
1,1,2-Trichloroethane	ND	ug/L	0.50	0.32	1		06/03/22 14:57	79-00-5	
Trichloroethene	ND	ug/L	0.50	0.38	1		06/03/22 14:57	79-01-6	
Trichlorofluoromethane	ND	ug/L	1.0	0.30	1		06/03/22 14:57	75-69-4	
1,2,3-Trichloropropane	ND	ug/L	0.50	0.26	1		06/03/22 14:57	96-18-4	
1,2,4-Trimethylbenzene	ND	ug/L	0.50	0.50	1		06/03/22 14:57	95-63-6	
1,3,5-Trimethylbenzene	ND	ug/L	0.50	0.33	1		06/03/22 14:57	108-67-8	
Vinyl chloride	ND	ug/L	1.0	0.39	1		06/03/22 14:57	75-01-4	
m&p-Xylene	ND	ug/L	1.0	0.71	1		06/03/22 14:57	179601-23-1	
o-Xylene	ND	ug/L	0.50	0.34	1		06/03/22 14:57	95-47-6	
Surrogates									
1,2-Dichloroethane-d4 (S)	93	%	70-130		1		06/03/22 14:57	17060-07-0	
4-Bromofluorobenzene (S)	98	%	70-130		1		06/03/22 14:57	460-00-4	
Toluene-d8 (S)	107	%	70-130		1		06/03/22 14:57	2037-26-5	

REPORT OF LABORATORY ANALYSIS

This report shall not be reproduced, except in full,
without the written consent of Pace Analytical Services, LLC.

Pace Analytical Services, LLC
9800 Kincey Ave. Suite 100
Huntersville, NC 28078
(704)875-9092

ANALYTICAL RESULTS

Project: CPC HUNTERVILLE 60639876
Pace Project No.: 92607679

Sample: MW-01 **Lab ID: 92607679011** Collected: 06/02/22 11:40 Received: 06/02/22 16:30 Matrix: Water

Parameters	Results	Units	Report Limit	MDL	DF	Prepared	Analyzed	CAS No.	Qual
VPH NC Water	Analytical Method: MADEP VPH Pace Analytical Services - Charlotte								
Total VPH (C5-C12)	ND	ug/L	50.0	50.0	1		06/06/22 20:27		N2
Aliphatic (C05-C08)	ND	ug/L	50.0	50.0	1		06/06/22 20:27		N2
Aliphatic(C09-C12) Adjusted	ND	ug/L	50.0	50.0	1		06/06/22 20:27		N2
Aromatic (C09-C10)	ND	ug/L	50.0	50.0	1		06/06/22 20:27		N2
Surrogates									
4-Bromofluorobenzene (FID) (S)	99	%	70-130		1		06/06/22 20:27	460-00-4	
4-Bromofluorobenzene (PID) (S)	82	%	70-130		1		06/06/22 20:27	460-00-4	
6020 MET ICPMS	Analytical Method: EPA 6020B Preparation Method: EPA 3005A Pace Analytical Services - Peachtree Corners, GA								
Lead	**4.6J**	ug/L	5.0	0.89	1	06/03/22 14:31	06/06/22 20:19	7439-92-1	
6200B MSV	Analytical Method: SM 6200B Pace Analytical Services - Charlotte								
Benzene	ND	ug/L	0.50	0.34	1		06/03/22 15:15	71-43-2	
Bromobenzene	ND	ug/L	0.50	0.29	1		06/03/22 15:15	108-86-1	
Bromochloromethane	ND	ug/L	0.50	0.47	1		06/03/22 15:15	74-97-5	
Bromodichloromethane	ND	ug/L	0.50	0.31	1		06/03/22 15:15	75-27-4	
Bromoform	ND	ug/L	0.50	0.34	1		06/03/22 15:15	75-25-2	
Bromomethane	ND	ug/L	5.0	1.7	1		06/03/22 15:15	74-83-9	
n-Butylbenzene	ND	ug/L	0.50	0.49	1		06/03/22 15:15	104-51-8	
sec-Butylbenzene	ND	ug/L	0.50	0.40	1		06/03/22 15:15	135-98-8	
tert-Butylbenzene	ND	ug/L	0.50	0.32	1		06/03/22 15:15	98-06-6	
Carbon tetrachloride	ND	ug/L	0.50	0.33	1		06/03/22 15:15	56-23-5	
Chlorobenzene	ND	ug/L	0.50	0.28	1		06/03/22 15:15	108-90-7	
Chloroethane	ND	ug/L	1.0	0.65	1		06/03/22 15:15	75-00-3	
Chloroform	ND	ug/L	0.50	0.43	1		06/03/22 15:15	67-66-3	
Chloromethane	ND	ug/L	1.0	0.54	1		06/03/22 15:15	74-87-3	
2-Chlorotoluene	ND	ug/L	0.50	0.32	1		06/03/22 15:15	95-49-8	
4-Chlorotoluene	ND	ug/L	0.50	0.32	1		06/03/22 15:15	106-43-4	
1,2-Dibromo-3-chloropropane	ND	ug/L	1.0	0.34	1		06/03/22 15:15	96-12-8	
Dibromochloromethane	ND	ug/L	0.50	0.36	1		06/03/22 15:15	124-48-1	
1,2-Dibromoethane (EDB)	ND	ug/L	0.50	0.27	1		06/03/22 15:15	106-93-4	
Dibromomethane	ND	ug/L	0.50	0.39	1		06/03/22 15:15	74-95-3	
1,2-Dichlorobenzene	ND	ug/L	0.50	0.34	1		06/03/22 15:15	95-50-1	
1,3-Dichlorobenzene	ND	ug/L	0.50	0.34	1		06/03/22 15:15	541-73-1	
1,4-Dichlorobenzene	ND	ug/L	0.50	0.33	1		06/03/22 15:15	106-46-7	
Dichlorodifluoromethane	ND	ug/L	0.50	0.35	1		06/03/22 15:15	75-71-8	
1,1-Dichloroethane	ND	ug/L	0.50	0.37	1		06/03/22 15:15	75-34-3	
1,2-Dichloroethane	ND	ug/L	0.50	0.32	1		06/03/22 15:15	107-06-2	
1,1-Dichloroethene	ND	ug/L	0.50	0.35	1		06/03/22 15:15	75-35-4	
cis-1,2-Dichloroethene	ND	ug/L	0.50	0.38	1		06/03/22 15:15	156-59-2	
trans-1,2-Dichloroethene	ND	ug/L	0.50	0.40	1		06/03/22 15:15	156-60-5	
1,2-Dichloropropane	ND	ug/L	0.50	0.36	1		06/03/22 15:15	78-87-5	
1,3-Dichloropropane	ND	ug/L	0.50	0.28	1		06/03/22 15:15	142-28-9	

REPORT OF LABORATORY ANALYSIS

This report shall not be reproduced, except in full,
without the written consent of Pace Analytical Services, LLC.

Pace Analytical Services, LLC
9800 Kincey Ave. Suite 100
Huntersville, NC 28078
(704)875-9092

ANALYTICAL RESULTS

Project: CPC HUNTERVILLE 60639876
Pace Project No.: 92607679

Sample: MW-01 **Lab ID: 92607679011** Collected: 06/02/22 11:40 Received: 06/02/22 16:30 Matrix: Water

Parameters	Results	Units	Report Limit	MDL	DF	Prepared	Analyzed	CAS No.	Qual
6200B MSV	Analytical Method: SM 6200B Pace Analytical Services - Charlotte								
2,2-Dichloropropane	ND	ug/L	0.50	0.39	1		06/03/22 15:15	594-20-7	
1,1-Dichloropropene	ND	ug/L	0.50	0.43	1		06/03/22 15:15	563-58-6	
cis-1,3-Dichloropropene	ND	ug/L	0.50	0.36	1		06/03/22 15:15	10061-01-5	
trans-1,3-Dichloropropene	ND	ug/L	0.50	0.36	1		06/03/22 15:15	10061-02-6	
Diisopropyl ether	ND	ug/L	0.50	0.31	1		06/03/22 15:15	108-20-3	
Ethylbenzene	ND	ug/L	0.50	0.30	1		06/03/22 15:15	100-41-4	
Hexachloro-1,3-butadiene	ND	ug/L	2.0	1.5	1		06/03/22 15:15	87-68-3	
Isopropylbenzene (Cumene)	ND	ug/L	0.50	0.33	1		06/03/22 15:15	98-82-8	
Methylene Chloride	ND	ug/L	2.0	2.0	1		06/03/22 15:15	75-09-2	
Methyl-tert-butyl ether	ND	ug/L	0.50	0.42	1		06/03/22 15:15	1634-04-4	
Naphthalene	ND	ug/L	2.0	0.64	1		06/03/22 15:15	91-20-3	
n-Propylbenzene	ND	ug/L	0.50	0.34	1		06/03/22 15:15	103-65-1	
Styrene	ND	ug/L	0.50	0.29	1		06/03/22 15:15	100-42-5	
1,1,1,2-Tetrachloroethane	ND	ug/L	0.50	0.31	1		06/03/22 15:15	630-20-6	
1,1,2,2-Tetrachloroethane	ND	ug/L	0.50	0.22	1		06/03/22 15:15	79-34-5	
Tetrachloroethene	ND	ug/L	0.50	0.29	1		06/03/22 15:15	127-18-4	
Toluene	ND	ug/L	0.50	0.48	1		06/03/22 15:15	108-88-3	
1,2,3-Trichlorobenzene	ND	ug/L	2.0	0.81	1		06/03/22 15:15	87-61-6	
1,2,4-Trichlorobenzene	ND	ug/L	2.0	0.64	1		06/03/22 15:15	120-82-1	
1,1,1-Trichloroethane	ND	ug/L	0.50	0.33	1		06/03/22 15:15	71-55-6	
1,1,2-Trichloroethane	ND	ug/L	0.50	0.32	1		06/03/22 15:15	79-00-5	
Trichloroethene	ND	ug/L	0.50	0.38	1		06/03/22 15:15	79-01-6	
Trichlorofluoromethane	ND	ug/L	1.0	0.30	1		06/03/22 15:15	75-69-4	
1,2,3-Trichloropropane	ND	ug/L	0.50	0.26	1		06/03/22 15:15	96-18-4	
1,2,4-Trimethylbenzene	ND	ug/L	0.50	0.50	1		06/03/22 15:15	95-63-6	
1,3,5-Trimethylbenzene	ND	ug/L	0.50	0.33	1		06/03/22 15:15	108-67-8	
Vinyl chloride	ND	ug/L	1.0	0.39	1		06/03/22 15:15	75-01-4	
m&p-Xylene	ND	ug/L	1.0	0.71	1		06/03/22 15:15	179601-23-1	
o-Xylene	ND	ug/L	0.50	0.34	1		06/03/22 15:15	95-47-6	
Surrogates									
1,2-Dichloroethane-d4 (S)	92	%	70-130		1		06/03/22 15:15	17060-07-0	
4-Bromofluorobenzene (S)	99	%	70-130		1		06/03/22 15:15	460-00-4	
Toluene-d8 (S)	106	%	70-130		1		06/03/22 15:15	2037-26-5	

REPORT OF LABORATORY ANALYSIS

This report shall not be reproduced, except in full,
without the written consent of Pace Analytical Services, LLC.

Pace Analytical Services, LLC
9800 Kincey Ave. Suite 100
Huntersville, NC 28078
(704)875-9092

ANALYTICAL RESULTS

Project: CPC HUNTERVILLE 60639876
Pace Project No.: 92607679

Sample: MW-32 **Lab ID: 92607679012** Collected: 06/02/22 12:15 Received: 06/02/22 16:30 Matrix: Water

Parameters	Results	Units	Report Limit	MDL	DF	Prepared	Analyzed	CAS No.	Qual
VPH NC Water	Analytical Method: MADEP VPH Pace Analytical Services - Charlotte								
Total VPH (C5-C12)	ND	ug/L	50.0	50.0	1		06/06/22 20:56		N2
Aliphatic (C05-C08)	ND	ug/L	50.0	50.0	1		06/06/22 20:56		N2
Aliphatic(C09-C12) Adjusted	ND	ug/L	50.0	50.0	1		06/06/22 20:56		N2
Aromatic (C09-C10)	ND	ug/L	50.0	50.0	1		06/06/22 20:56		N2
Surrogates									
4-Bromofluorobenzene (FID) (S)	98	%	70-130		1		06/06/22 20:56	460-00-4	
4-Bromofluorobenzene (PID) (S)	81	%	70-130		1		06/06/22 20:56	460-00-4	
6020 MET ICPMS	Analytical Method: EPA 6020B Preparation Method: EPA 3005A Pace Analytical Services - Peachtree Corners, GA								
Lead	ND	ug/L	5.0	0.89	1	06/03/22 14:31	06/06/22 20:25	7439-92-1	
6200B MSV	Analytical Method: SM 6200B Pace Analytical Services - Charlotte								
Benzene	ND	ug/L	0.50	0.34	1		06/03/22 15:33	71-43-2	
Bromobenzene	ND	ug/L	0.50	0.29	1		06/03/22 15:33	108-86-1	
Bromochloromethane	ND	ug/L	0.50	0.47	1		06/03/22 15:33	74-97-5	
Bromodichloromethane	ND	ug/L	0.50	0.31	1		06/03/22 15:33	75-27-4	
Bromoform	ND	ug/L	0.50	0.34	1		06/03/22 15:33	75-25-2	
Bromomethane	ND	ug/L	5.0	1.7	1		06/03/22 15:33	74-83-9	
n-Butylbenzene	ND	ug/L	0.50	0.49	1		06/03/22 15:33	104-51-8	
sec-Butylbenzene	ND	ug/L	0.50	0.40	1		06/03/22 15:33	135-98-8	
tert-Butylbenzene	ND	ug/L	0.50	0.32	1		06/03/22 15:33	98-06-6	
Carbon tetrachloride	ND	ug/L	0.50	0.33	1		06/03/22 15:33	56-23-5	
Chlorobenzene	ND	ug/L	0.50	0.28	1		06/03/22 15:33	108-90-7	
Chloroethane	ND	ug/L	1.0	0.65	1		06/03/22 15:33	75-00-3	
Chloroform	ND	ug/L	0.50	0.43	1		06/03/22 15:33	67-66-3	
Chloromethane	ND	ug/L	1.0	0.54	1		06/03/22 15:33	74-87-3	
2-Chlorotoluene	ND	ug/L	0.50	0.32	1		06/03/22 15:33	95-49-8	
4-Chlorotoluene	ND	ug/L	0.50	0.32	1		06/03/22 15:33	106-43-4	
1,2-Dibromo-3-chloropropane	ND	ug/L	1.0	0.34	1		06/03/22 15:33	96-12-8	
Dibromochloromethane	ND	ug/L	0.50	0.36	1		06/03/22 15:33	124-48-1	
1,2-Dibromoethane (EDB)	ND	ug/L	0.50	0.27	1		06/03/22 15:33	106-93-4	
Dibromomethane	ND	ug/L	0.50	0.39	1		06/03/22 15:33	74-95-3	
1,2-Dichlorobenzene	ND	ug/L	0.50	0.34	1		06/03/22 15:33	95-50-1	
1,3-Dichlorobenzene	ND	ug/L	0.50	0.34	1		06/03/22 15:33	541-73-1	
1,4-Dichlorobenzene	ND	ug/L	0.50	0.33	1		06/03/22 15:33	106-46-7	
Dichlorodifluoromethane	ND	ug/L	0.50	0.35	1		06/03/22 15:33	75-71-8	
1,1-Dichloroethane	ND	ug/L	0.50	0.37	1		06/03/22 15:33	75-34-3	
1,2-Dichloroethane	ND	ug/L	0.50	0.32	1		06/03/22 15:33	107-06-2	
1,1-Dichloroethene	ND	ug/L	0.50	0.35	1		06/03/22 15:33	75-35-4	
cis-1,2-Dichloroethene	ND	ug/L	0.50	0.38	1		06/03/22 15:33	156-59-2	
trans-1,2-Dichloroethene	ND	ug/L	0.50	0.40	1		06/03/22 15:33	156-60-5	
1,2-Dichloropropane	ND	ug/L	0.50	0.36	1		06/03/22 15:33	78-87-5	
1,3-Dichloropropane	ND	ug/L	0.50	0.28	1		06/03/22 15:33	142-28-9	

REPORT OF LABORATORY ANALYSIS

This report shall not be reproduced, except in full,
without the written consent of Pace Analytical Services, LLC.

Pace Analytical Services, LLC
9800 Kincey Ave. Suite 100
Huntersville, NC 28078
(704)875-9092

ANALYTICAL RESULTS

Project: CPC HUNTERVILLE 60639876
Pace Project No.: 92607679

Sample: MW-32 **Lab ID: 92607679012** Collected: 06/02/22 12:15 Received: 06/02/22 16:30 Matrix: Water

Parameters	Results	Units	Report Limit	MDL	DF	Prepared	Analyzed	CAS No.	Qual
6200B MSV	Analytical Method: SM 6200B Pace Analytical Services - Charlotte								
2,2-Dichloropropane	ND	ug/L	0.50	0.39	1		06/03/22 15:33	594-20-7	
1,1-Dichloropropene	ND	ug/L	0.50	0.43	1		06/03/22 15:33	563-58-6	
cis-1,3-Dichloropropene	ND	ug/L	0.50	0.36	1		06/03/22 15:33	10061-01-5	
trans-1,3-Dichloropropene	ND	ug/L	0.50	0.36	1		06/03/22 15:33	10061-02-6	
Diisopropyl ether	ND	ug/L	0.50	0.31	1		06/03/22 15:33	108-20-3	
Ethylbenzene	ND	ug/L	0.50	0.30	1		06/03/22 15:33	100-41-4	
Hexachloro-1,3-butadiene	ND	ug/L	2.0	1.5	1		06/03/22 15:33	87-68-3	
Isopropylbenzene (Cumene)	ND	ug/L	0.50	0.33	1		06/03/22 15:33	98-82-8	
Methylene Chloride	ND	ug/L	2.0	2.0	1		06/03/22 15:33	75-09-2	
Methyl-tert-butyl ether	ND	ug/L	0.50	0.42	1		06/03/22 15:33	1634-04-4	
Naphthalene	ND	ug/L	2.0	0.64	1		06/03/22 15:33	91-20-3	
n-Propylbenzene	ND	ug/L	0.50	0.34	1		06/03/22 15:33	103-65-1	
Styrene	ND	ug/L	0.50	0.29	1		06/03/22 15:33	100-42-5	
1,1,1,2-Tetrachloroethane	ND	ug/L	0.50	0.31	1		06/03/22 15:33	630-20-6	
1,1,2,2-Tetrachloroethane	ND	ug/L	0.50	0.22	1		06/03/22 15:33	79-34-5	
Tetrachloroethene	ND	ug/L	0.50	0.29	1		06/03/22 15:33	127-18-4	
Toluene	ND	ug/L	0.50	0.48	1		06/03/22 15:33	108-88-3	
1,2,3-Trichlorobenzene	ND	ug/L	2.0	0.81	1		06/03/22 15:33	87-61-6	
1,2,4-Trichlorobenzene	ND	ug/L	2.0	0.64	1		06/03/22 15:33	120-82-1	
1,1,1-Trichloroethane	ND	ug/L	0.50	0.33	1		06/03/22 15:33	71-55-6	
1,1,2-Trichloroethane	ND	ug/L	0.50	0.32	1		06/03/22 15:33	79-00-5	
Trichloroethene	ND	ug/L	0.50	0.38	1		06/03/22 15:33	79-01-6	
Trichlorofluoromethane	ND	ug/L	1.0	0.30	1		06/03/22 15:33	75-69-4	
1,2,3-Trichloropropane	ND	ug/L	0.50	0.26	1		06/03/22 15:33	96-18-4	
1,2,4-Trimethylbenzene	ND	ug/L	0.50	0.50	1		06/03/22 15:33	95-63-6	
1,3,5-Trimethylbenzene	ND	ug/L	0.50	0.33	1		06/03/22 15:33	108-67-8	
Vinyl chloride	ND	ug/L	1.0	0.39	1		06/03/22 15:33	75-01-4	
m&p-Xylene	ND	ug/L	1.0	0.71	1		06/03/22 15:33	179601-23-1	
o-Xylene	ND	ug/L	0.50	0.34	1		06/03/22 15:33	95-47-6	
Surrogates									
1,2-Dichloroethane-d4 (S)	92	%	70-130		1		06/03/22 15:33	17060-07-0	
4-Bromofluorobenzene (S)	98	%	70-130		1		06/03/22 15:33	460-00-4	
Toluene-d8 (S)	107	%	70-130		1		06/03/22 15:33	2037-26-5	

REPORT OF LABORATORY ANALYSIS

This report shall not be reproduced, except in full,
without the written consent of Pace Analytical Services, LLC.

Pace Analytical Services, LLC
9800 Kincey Ave. Suite 100
Huntersville, NC 28078
(704)875-9092

ANALYTICAL RESULTS

Project: CPC HUNTERVILLE 60639876
Pace Project No.: 92607679

Sample: MW-94 **Lab ID: 92607679013** Collected: 06/02/22 12:20 Received: 06/02/22 16:30 Matrix: Water

Parameters	Results	Units	Report Limit	MDL	DF	Prepared	Analyzed	CAS No.	Qual
VPH NC Water	Analytical Method: MADEP VPH Pace Analytical Services - Charlotte								
Total VPH (C5-C12)	ND	ug/L	50.0	50.0	1		06/06/22 21:25		N2
Aliphatic (C05-C08)	ND	ug/L	50.0	50.0	1		06/06/22 21:25		N2
Aliphatic(C09-C12) Adjusted	ND	ug/L	50.0	50.0	1		06/06/22 21:25		N2
Aromatic (C09-C10)	ND	ug/L	50.0	50.0	1		06/06/22 21:25		N2
Surrogates									
4-Bromofluorobenzene (FID) (S)	98	%	70-130		1		06/06/22 21:25	460-00-4	
4-Bromofluorobenzene (PID) (S)	81	%	70-130		1		06/06/22 21:25	460-00-4	
6020 MET ICPMS	Analytical Method: EPA 6020B Preparation Method: EPA 3005A Pace Analytical Services - Peachtree Corners, GA								
Lead	**1.1J**	ug/L	5.0	0.89	1	06/03/22 14:31	06/06/22 20:31	7439-92-1	
6200B MSV	Analytical Method: SM 6200B Pace Analytical Services - Charlotte								
Benzene	ND	ug/L	0.50	0.34	1		06/03/22 17:55	71-43-2	
Bromobenzene	ND	ug/L	0.50	0.29	1		06/03/22 17:55	108-86-1	
Bromochloromethane	ND	ug/L	0.50	0.47	1		06/03/22 17:55	74-97-5	
Bromodichloromethane	ND	ug/L	0.50	0.31	1		06/03/22 17:55	75-27-4	
Bromoform	ND	ug/L	0.50	0.34	1		06/03/22 17:55	75-25-2	
Bromomethane	ND	ug/L	5.0	1.7	1		06/03/22 17:55	74-83-9	
n-Butylbenzene	ND	ug/L	0.50	0.49	1		06/03/22 17:55	104-51-8	
sec-Butylbenzene	ND	ug/L	0.50	0.40	1		06/03/22 17:55	135-98-8	
tert-Butylbenzene	ND	ug/L	0.50	0.32	1		06/03/22 17:55	98-06-6	
Carbon tetrachloride	ND	ug/L	0.50	0.33	1		06/03/22 17:55	56-23-5	
Chlorobenzene	ND	ug/L	0.50	0.28	1		06/03/22 17:55	108-90-7	
Chloroethane	ND	ug/L	1.0	0.65	1		06/03/22 17:55	75-00-3	
Chloroform	ND	ug/L	0.50	0.43	1		06/03/22 17:55	67-66-3	
Chloromethane	ND	ug/L	1.0	0.54	1		06/03/22 17:55	74-87-3	
2-Chlorotoluene	ND	ug/L	0.50	0.32	1		06/03/22 17:55	95-49-8	
4-Chlorotoluene	ND	ug/L	0.50	0.32	1		06/03/22 17:55	106-43-4	
1,2-Dibromo-3-chloropropane	ND	ug/L	1.0	0.34	1		06/03/22 17:55	96-12-8	
Dibromochloromethane	ND	ug/L	0.50	0.36	1		06/03/22 17:55	124-48-1	
1,2-Dibromoethane (EDB)	ND	ug/L	0.50	0.27	1		06/03/22 17:55	106-93-4	
Dibromomethane	ND	ug/L	0.50	0.39	1		06/03/22 17:55	74-95-3	
1,2-Dichlorobenzene	ND	ug/L	0.50	0.34	1		06/03/22 17:55	95-50-1	
1,3-Dichlorobenzene	ND	ug/L	0.50	0.34	1		06/03/22 17:55	541-73-1	
1,4-Dichlorobenzene	ND	ug/L	0.50	0.33	1		06/03/22 17:55	106-46-7	
Dichlorodifluoromethane	ND	ug/L	0.50	0.35	1		06/03/22 17:55	75-71-8	
1,1-Dichloroethane	ND	ug/L	0.50	0.37	1		06/03/22 17:55	75-34-3	
1,2-Dichloroethane	ND	ug/L	0.50	0.32	1		06/03/22 17:55	107-06-2	
1,1-Dichloroethene	ND	ug/L	0.50	0.35	1		06/03/22 17:55	75-35-4	
cis-1,2-Dichloroethene	ND	ug/L	0.50	0.38	1		06/03/22 17:55	156-59-2	
trans-1,2-Dichloroethene	ND	ug/L	0.50	0.40	1		06/03/22 17:55	156-60-5	
1,2-Dichloropropane	ND	ug/L	0.50	0.36	1		06/03/22 17:55	78-87-5	
1,3-Dichloropropane	ND	ug/L	0.50	0.28	1		06/03/22 17:55	142-28-9	

REPORT OF LABORATORY ANALYSIS

This report shall not be reproduced, except in full,
without the written consent of Pace Analytical Services, LLC.

Pace Analytical Services, LLC
9800 Kincey Ave. Suite 100
Huntersville, NC 28078
(704)875-9092

ANALYTICAL RESULTS

Project: CPC HUNTERVILLE 60639876
Pace Project No.: 92607679

Sample: MW-94 **Lab ID: 92607679013** Collected: 06/02/22 12:20 Received: 06/02/22 16:30 Matrix: Water

Parameters	Results	Units	Report Limit	MDL	DF	Prepared	Analyzed	CAS No.	Qual
6200B MSV	Analytical Method: SM 6200B Pace Analytical Services - Charlotte								
2,2-Dichloropropane	ND	ug/L	0.50	0.39	1		06/03/22 17:55	594-20-7	
1,1-Dichloropropene	ND	ug/L	0.50	0.43	1		06/03/22 17:55	563-58-6	
cis-1,3-Dichloropropene	ND	ug/L	0.50	0.36	1		06/03/22 17:55	10061-01-5	
trans-1,3-Dichloropropene	ND	ug/L	0.50	0.36	1		06/03/22 17:55	10061-02-6	
Diisopropyl ether	ND	ug/L	0.50	0.31	1		06/03/22 17:55	108-20-3	
Ethylbenzene	ND	ug/L	0.50	0.30	1		06/03/22 17:55	100-41-4	
Hexachloro-1,3-butadiene	ND	ug/L	2.0	1.5	1		06/03/22 17:55	87-68-3	
Isopropylbenzene (Cumene)	ND	ug/L	0.50	0.33	1		06/03/22 17:55	98-82-8	
Methylene Chloride	ND	ug/L	2.0	2.0	1		06/03/22 17:55	75-09-2	
Methyl-tert-butyl ether	ND	ug/L	0.50	0.42	1		06/03/22 17:55	1634-04-4	
Naphthalene	ND	ug/L	2.0	0.64	1		06/03/22 17:55	91-20-3	
n-Propylbenzene	ND	ug/L	0.50	0.34	1		06/03/22 17:55	103-65-1	
Styrene	ND	ug/L	0.50	0.29	1		06/03/22 17:55	100-42-5	
1,1,1,2-Tetrachloroethane	ND	ug/L	0.50	0.31	1		06/03/22 17:55	630-20-6	
1,1,2,2-Tetrachloroethane	ND	ug/L	0.50	0.22	1		06/03/22 17:55	79-34-5	
Tetrachloroethene	ND	ug/L	0.50	0.29	1		06/03/22 17:55	127-18-4	
Toluene	ND	ug/L	0.50	0.48	1		06/03/22 17:55	108-88-3	
1,2,3-Trichlorobenzene	ND	ug/L	2.0	0.81	1		06/03/22 17:55	87-61-6	
1,2,4-Trichlorobenzene	ND	ug/L	2.0	0.64	1		06/03/22 17:55	120-82-1	
1,1,1-Trichloroethane	ND	ug/L	0.50	0.33	1		06/03/22 17:55	71-55-6	
1,1,2-Trichloroethane	ND	ug/L	0.50	0.32	1		06/03/22 17:55	79-00-5	
Trichloroethene	ND	ug/L	0.50	0.38	1		06/03/22 17:55	79-01-6	
Trichlorofluoromethane	ND	ug/L	1.0	0.30	1		06/03/22 17:55	75-69-4	
1,2,3-Trichloropropane	ND	ug/L	0.50	0.26	1		06/03/22 17:55	96-18-4	
1,2,4-Trimethylbenzene	ND	ug/L	0.50	0.50	1		06/03/22 17:55	95-63-6	
1,3,5-Trimethylbenzene	ND	ug/L	0.50	0.33	1		06/03/22 17:55	108-67-8	
Vinyl chloride	ND	ug/L	1.0	0.39	1		06/03/22 17:55	75-01-4	
m&p-Xylene	ND	ug/L	1.0	0.71	1		06/03/22 17:55	179601-23-1	
o-Xylene	ND	ug/L	0.50	0.34	1		06/03/22 17:55	95-47-6	
Surrogates									
1,2-Dichloroethane-d4 (S)	93	%	70-130		1		06/03/22 17:55	17060-07-0	
4-Bromofluorobenzene (S)	97	%	70-130		1		06/03/22 17:55	460-00-4	
Toluene-d8 (S)	107	%	70-130		1		06/03/22 17:55	2037-26-5	

REPORT OF LABORATORY ANALYSIS

This report shall not be reproduced, except in full,
without the written consent of Pace Analytical Services, LLC.

Pace Analytical Services, LLC
9800 Kincey Ave. Suite 100
Huntersville, NC 28078
(704)875-9092

ANALYTICAL RESULTS

Project: CPC HUNTERVILLE 60639876
Pace Project No.: 92607679

Sample: MW-57 **Lab ID: 92607679014** Collected: 06/02/22 11:45 Received: 06/02/22 16:30 Matrix: Water

Parameters	Results	Units	Report Limit	MDL	DF	Prepared	Analyzed	CAS No.	Qual
VPH NC Water	Analytical Method: MADEP VPH Pace Analytical Services - Charlotte								
Total VPH (C5-C12)	ND	ug/L	50.0	50.0	1		06/06/22 21:54		N2
Aliphatic (C05-C08)	ND	ug/L	50.0	50.0	1		06/06/22 21:54		N2
Aliphatic(C09-C12) Adjusted	ND	ug/L	50.0	50.0	1		06/06/22 21:54		N2
Aromatic (C09-C10)	ND	ug/L	50.0	50.0	1		06/06/22 21:54		N2
Surrogates									
4-Bromofluorobenzene (FID) (S)	97	%	70-130		1		06/06/22 21:54	460-00-4	
4-Bromofluorobenzene (PID) (S)	80	%	70-130		1		06/06/22 21:54	460-00-4	
6020 MET ICPMS	Analytical Method: EPA 6020B Preparation Method: EPA 3005A Pace Analytical Services - Peachtree Corners, GA								
Lead	ND	ug/L	5.0	0.89	1	06/03/22 14:31	06/06/22 20:37	7439-92-1	
6200B MSV	Analytical Method: SM 6200B Pace Analytical Services - Charlotte								
Benzene	ND	ug/L	0.50	0.34	1		06/03/22 15:50	71-43-2	
Bromobenzene	ND	ug/L	0.50	0.29	1		06/03/22 15:50	108-86-1	
Bromochloromethane	ND	ug/L	0.50	0.47	1		06/03/22 15:50	74-97-5	
Bromodichloromethane	ND	ug/L	0.50	0.31	1		06/03/22 15:50	75-27-4	
Bromoform	ND	ug/L	0.50	0.34	1		06/03/22 15:50	75-25-2	
Bromomethane	ND	ug/L	5.0	1.7	1		06/03/22 15:50	74-83-9	
n-Butylbenzene	ND	ug/L	0.50	0.49	1		06/03/22 15:50	104-51-8	
sec-Butylbenzene	ND	ug/L	0.50	0.40	1		06/03/22 15:50	135-98-8	
tert-Butylbenzene	ND	ug/L	0.50	0.32	1		06/03/22 15:50	98-06-6	
Carbon tetrachloride	ND	ug/L	0.50	0.33	1		06/03/22 15:50	56-23-5	
Chlorobenzene	ND	ug/L	0.50	0.28	1		06/03/22 15:50	108-90-7	
Chloroethane	ND	ug/L	1.0	0.65	1		06/03/22 15:50	75-00-3	
Chloroform	ND	ug/L	0.50	0.43	1		06/03/22 15:50	67-66-3	
Chloromethane	ND	ug/L	1.0	0.54	1		06/03/22 15:50	74-87-3	
2-Chlorotoluene	ND	ug/L	0.50	0.32	1		06/03/22 15:50	95-49-8	
4-Chlorotoluene	ND	ug/L	0.50	0.32	1		06/03/22 15:50	106-43-4	
1,2-Dibromo-3-chloropropane	ND	ug/L	1.0	0.34	1		06/03/22 15:50	96-12-8	
Dibromochloromethane	ND	ug/L	0.50	0.36	1		06/03/22 15:50	124-48-1	
1,2-Dibromoethane (EDB)	ND	ug/L	0.50	0.27	1		06/03/22 15:50	106-93-4	
Dibromomethane	ND	ug/L	0.50	0.39	1		06/03/22 15:50	74-95-3	
1,2-Dichlorobenzene	ND	ug/L	0.50	0.34	1		06/03/22 15:50	95-50-1	
1,3-Dichlorobenzene	ND	ug/L	0.50	0.34	1		06/03/22 15:50	541-73-1	
1,4-Dichlorobenzene	ND	ug/L	0.50	0.33	1		06/03/22 15:50	106-46-7	
Dichlorodifluoromethane	ND	ug/L	0.50	0.35	1		06/03/22 15:50	75-71-8	
1,1-Dichloroethane	ND	ug/L	0.50	0.37	1		06/03/22 15:50	75-34-3	
1,2-Dichloroethane	ND	ug/L	0.50	0.32	1		06/03/22 15:50	107-06-2	
1,1-Dichloroethene	ND	ug/L	0.50	0.35	1		06/03/22 15:50	75-35-4	
cis-1,2-Dichloroethene	ND	ug/L	0.50	0.38	1		06/03/22 15:50	156-59-2	
trans-1,2-Dichloroethene	ND	ug/L	0.50	0.40	1		06/03/22 15:50	156-60-5	
1,2-Dichloropropane	ND	ug/L	0.50	0.36	1		06/03/22 15:50	78-87-5	
1,3-Dichloropropane	ND	ug/L	0.50	0.28	1		06/03/22 15:50	142-28-9	

REPORT OF LABORATORY ANALYSIS

This report shall not be reproduced, except in full,
without the written consent of Pace Analytical Services, LLC.

Pace Analytical Services, LLC
9800 Kincey Ave. Suite 100
Huntersville, NC 28078
(704)875-9092

ANALYTICAL RESULTS

Project: CPC HUNTERVILLE 60639876
Pace Project No.: 92607679

Sample: MW-57 **Lab ID: 92607679014** Collected: 06/02/22 11:45 Received: 06/02/22 16:30 Matrix: Water

Parameters	Results	Units	Report Limit	MDL	DF	Prepared	Analyzed	CAS No.	Qual
6200B MSV	Analytical Method: SM 6200B Pace Analytical Services - Charlotte								
2,2-Dichloropropane	ND	ug/L	0.50	0.39	1		06/03/22 15:50	594-20-7	
1,1-Dichloropropene	ND	ug/L	0.50	0.43	1		06/03/22 15:50	563-58-6	
cis-1,3-Dichloropropene	ND	ug/L	0.50	0.36	1		06/03/22 15:50	10061-01-5	
trans-1,3-Dichloropropene	ND	ug/L	0.50	0.36	1		06/03/22 15:50	10061-02-6	
Diisopropyl ether	ND	ug/L	0.50	0.31	1		06/03/22 15:50	108-20-3	
Ethylbenzene	ND	ug/L	0.50	0.30	1		06/03/22 15:50	100-41-4	
Hexachloro-1,3-butadiene	ND	ug/L	2.0	1.5	1		06/03/22 15:50	87-68-3	
Isopropylbenzene (Cumene)	ND	ug/L	0.50	0.33	1		06/03/22 15:50	98-82-8	
Methylene Chloride	ND	ug/L	2.0	2.0	1		06/03/22 15:50	75-09-2	
Methyl-tert-butyl ether	ND	ug/L	0.50	0.42	1		06/03/22 15:50	1634-04-4	
Naphthalene	ND	ug/L	2.0	0.64	1		06/03/22 15:50	91-20-3	
n-Propylbenzene	ND	ug/L	0.50	0.34	1		06/03/22 15:50	103-65-1	
Styrene	ND	ug/L	0.50	0.29	1		06/03/22 15:50	100-42-5	
1,1,1,2-Tetrachloroethane	ND	ug/L	0.50	0.31	1		06/03/22 15:50	630-20-6	
1,1,2,2-Tetrachloroethane	ND	ug/L	0.50	0.22	1		06/03/22 15:50	79-34-5	
Tetrachloroethene	ND	ug/L	0.50	0.29	1		06/03/22 15:50	127-18-4	
Toluene	ND	ug/L	0.50	0.48	1		06/03/22 15:50	108-88-3	
1,2,3-Trichlorobenzene	ND	ug/L	2.0	0.81	1		06/03/22 15:50	87-61-6	
1,2,4-Trichlorobenzene	ND	ug/L	2.0	0.64	1		06/03/22 15:50	120-82-1	
1,1,1-Trichloroethane	ND	ug/L	0.50	0.33	1		06/03/22 15:50	71-55-6	
1,1,2-Trichloroethane	ND	ug/L	0.50	0.32	1		06/03/22 15:50	79-00-5	
Trichloroethene	ND	ug/L	0.50	0.38	1		06/03/22 15:50	79-01-6	
Trichlorofluoromethane	ND	ug/L	1.0	0.30	1		06/03/22 15:50	75-69-4	
1,2,3-Trichloropropane	ND	ug/L	0.50	0.26	1		06/03/22 15:50	96-18-4	
1,2,4-Trimethylbenzene	ND	ug/L	0.50	0.50	1		06/03/22 15:50	95-63-6	
1,3,5-Trimethylbenzene	ND	ug/L	0.50	0.33	1		06/03/22 15:50	108-67-8	
Vinyl chloride	ND	ug/L	1.0	0.39	1		06/03/22 15:50	75-01-4	
m&p-Xylene	ND	ug/L	1.0	0.71	1		06/03/22 15:50	179601-23-1	
o-Xylene	ND	ug/L	0.50	0.34	1		06/03/22 15:50	95-47-6	
Surrogates									
1,2-Dichloroethane-d4 (S)	93	%	70-130		1		06/03/22 15:50	17060-07-0	
4-Bromofluorobenzene (S)	99	%	70-130		1		06/03/22 15:50	460-00-4	
Toluene-d8 (S)	106	%	70-130		1		06/03/22 15:50	2037-26-5	

REPORT OF LABORATORY ANALYSIS

This report shall not be reproduced, except in full,
without the written consent of Pace Analytical Services, LLC.

Pace Analytical Services, LLC
9800 Kincey Ave. Suite 100
Huntersville, NC 28078
(704)875-9092

ANALYTICAL RESULTS

Project: CPC HUNTERVILLE 60639876
Pace Project No.: 92607679

Sample: MW-04 **Lab ID: 92607679015** Collected: 06/02/22 12:40 Received: 06/02/22 16:30 Matrix: Water

Parameters	Results	Units	Report Limit	MDL	DF	Prepared	Analyzed	CAS No.	Qual
VPH NC Water	Analytical Method: MADEP VPH Pace Analytical Services - Charlotte								
Total VPH (C5-C12)	ND	ug/L	50.0	50.0	1		06/06/22 22:22		N2
Aliphatic (C05-C08)	ND	ug/L	50.0	50.0	1		06/06/22 22:22		N2
Aliphatic(C09-C12) Adjusted	ND	ug/L	50.0	50.0	1		06/06/22 22:22		N2
Aromatic (C09-C10)	ND	ug/L	50.0	50.0	1		06/06/22 22:22		N2
Surrogates									
4-Bromofluorobenzene (FID) (S)	97	%	70-130		1		06/06/22 22:22	460-00-4	
4-Bromofluorobenzene (PID) (S)	80	%	70-130		1		06/06/22 22:22	460-00-4	
6020 MET ICPMS	Analytical Method: EPA 6020B Preparation Method: EPA 3005A Pace Analytical Services - Peachtree Corners, GA								
Lead	ND	ug/L	5.0	0.89	1	06/03/22 14:31	06/06/22 20:43	7439-92-1	
6200B MSV	Analytical Method: SM 6200B Pace Analytical Services - Charlotte								
Benzene	ND	ug/L	0.50	0.34	1		06/03/22 18:13	71-43-2	
Bromobenzene	ND	ug/L	0.50	0.29	1		06/03/22 18:13	108-86-1	
Bromochloromethane	ND	ug/L	0.50	0.47	1		06/03/22 18:13	74-97-5	
Bromodichloromethane	ND	ug/L	0.50	0.31	1		06/03/22 18:13	75-27-4	
Bromoform	ND	ug/L	0.50	0.34	1		06/03/22 18:13	75-25-2	
Bromomethane	ND	ug/L	5.0	1.7	1		06/03/22 18:13	74-83-9	
n-Butylbenzene	ND	ug/L	0.50	0.49	1		06/03/22 18:13	104-51-8	
sec-Butylbenzene	ND	ug/L	0.50	0.40	1		06/03/22 18:13	135-98-8	
tert-Butylbenzene	ND	ug/L	0.50	0.32	1		06/03/22 18:13	98-06-6	
Carbon tetrachloride	ND	ug/L	0.50	0.33	1		06/03/22 18:13	56-23-5	
Chlorobenzene	ND	ug/L	0.50	0.28	1		06/03/22 18:13	108-90-7	
Chloroethane	ND	ug/L	1.0	0.65	1		06/03/22 18:13	75-00-3	
Chloroform	ND	ug/L	0.50	0.43	1		06/03/22 18:13	67-66-3	
Chloromethane	ND	ug/L	1.0	0.54	1		06/03/22 18:13	74-87-3	
2-Chlorotoluene	ND	ug/L	0.50	0.32	1		06/03/22 18:13	95-49-8	
4-Chlorotoluene	ND	ug/L	0.50	0.32	1		06/03/22 18:13	106-43-4	
1,2-Dibromo-3-chloropropane	ND	ug/L	1.0	0.34	1		06/03/22 18:13	96-12-8	
Dibromochloromethane	ND	ug/L	0.50	0.36	1		06/03/22 18:13	124-48-1	
1,2-Dibromoethane (EDB)	ND	ug/L	0.50	0.27	1		06/03/22 18:13	106-93-4	
Dibromomethane	ND	ug/L	0.50	0.39	1		06/03/22 18:13	74-95-3	
1,2-Dichlorobenzene	ND	ug/L	0.50	0.34	1		06/03/22 18:13	95-50-1	
1,3-Dichlorobenzene	ND	ug/L	0.50	0.34	1		06/03/22 18:13	541-73-1	
1,4-Dichlorobenzene	ND	ug/L	0.50	0.33	1		06/03/22 18:13	106-46-7	
Dichlorodifluoromethane	ND	ug/L	0.50	0.35	1		06/03/22 18:13	75-71-8	
1,1-Dichloroethane	ND	ug/L	0.50	0.37	1		06/03/22 18:13	75-34-3	
1,2-Dichloroethane	ND	ug/L	0.50	0.32	1		06/03/22 18:13	107-06-2	
1,1-Dichloroethene	ND	ug/L	0.50	0.35	1		06/03/22 18:13	75-35-4	
cis-1,2-Dichloroethene	ND	ug/L	0.50	0.38	1		06/03/22 18:13	156-59-2	
trans-1,2-Dichloroethene	ND	ug/L	0.50	0.40	1		06/03/22 18:13	156-60-5	
1,2-Dichloropropane	ND	ug/L	0.50	0.36	1		06/03/22 18:13	78-87-5	
1,3-Dichloropropane	ND	ug/L	0.50	0.28	1		06/03/22 18:13	142-28-9	

REPORT OF LABORATORY ANALYSIS

This report shall not be reproduced, except in full,
without the written consent of Pace Analytical Services, LLC.

Pace Analytical Services, LLC
9800 Kincey Ave. Suite 100
Huntersville, NC 28078
(704)875-9092

ANALYTICAL RESULTS

Project: CPC HUNTERVILLE 60639876
Pace Project No.: 92607679

Sample: MW-04 **Lab ID: 92607679015** Collected: 06/02/22 12:40 Received: 06/02/22 16:30 Matrix: Water

Parameters	Results	Units	Report Limit	MDL	DF	Prepared	Analyzed	CAS No.	Qual
6200B MSV	Analytical Method: SM 6200B Pace Analytical Services - Charlotte								
2,2-Dichloropropane	ND	ug/L	0.50	0.39	1		06/03/22 18:13	594-20-7	
1,1-Dichloropropene	ND	ug/L	0.50	0.43	1		06/03/22 18:13	563-58-6	
cis-1,3-Dichloropropene	ND	ug/L	0.50	0.36	1		06/03/22 18:13	10061-01-5	
trans-1,3-Dichloropropene	ND	ug/L	0.50	0.36	1		06/03/22 18:13	10061-02-6	
Diisopropyl ether	ND	ug/L	0.50	0.31	1		06/03/22 18:13	108-20-3	
Ethylbenzene	ND	ug/L	0.50	0.30	1		06/03/22 18:13	100-41-4	
Hexachloro-1,3-butadiene	ND	ug/L	2.0	1.5	1		06/03/22 18:13	87-68-3	
Isopropylbenzene (Cumene)	ND	ug/L	0.50	0.33	1		06/03/22 18:13	98-82-8	
Methylene Chloride	ND	ug/L	2.0	2.0	1		06/03/22 18:13	75-09-2	
Methyl-tert-butyl ether	ND	ug/L	0.50	0.42	1		06/03/22 18:13	1634-04-4	
Naphthalene	ND	ug/L	2.0	0.64	1		06/03/22 18:13	91-20-3	
n-Propylbenzene	ND	ug/L	0.50	0.34	1		06/03/22 18:13	103-65-1	
Styrene	ND	ug/L	0.50	0.29	1		06/03/22 18:13	100-42-5	
1,1,1,2-Tetrachloroethane	ND	ug/L	0.50	0.31	1		06/03/22 18:13	630-20-6	
1,1,2,2-Tetrachloroethane	ND	ug/L	0.50	0.22	1		06/03/22 18:13	79-34-5	
Tetrachloroethene	ND	ug/L	0.50	0.29	1		06/03/22 18:13	127-18-4	
Toluene	ND	ug/L	0.50	0.48	1		06/03/22 18:13	108-88-3	
1,2,3-Trichlorobenzene	ND	ug/L	2.0	0.81	1		06/03/22 18:13	87-61-6	
1,2,4-Trichlorobenzene	ND	ug/L	2.0	0.64	1		06/03/22 18:13	120-82-1	
1,1,1-Trichloroethane	ND	ug/L	0.50	0.33	1		06/03/22 18:13	71-55-6	
1,1,2-Trichloroethane	ND	ug/L	0.50	0.32	1		06/03/22 18:13	79-00-5	
Trichloroethene	ND	ug/L	0.50	0.38	1		06/03/22 18:13	79-01-6	
Trichlorofluoromethane	ND	ug/L	1.0	0.30	1		06/03/22 18:13	75-69-4	
1,2,3-Trichloropropane	ND	ug/L	0.50	0.26	1		06/03/22 18:13	96-18-4	
1,2,4-Trimethylbenzene	ND	ug/L	0.50	0.50	1		06/03/22 18:13	95-63-6	
1,3,5-Trimethylbenzene	ND	ug/L	0.50	0.33	1		06/03/22 18:13	108-67-8	
Vinyl chloride	ND	ug/L	1.0	0.39	1		06/03/22 18:13	75-01-4	
m&p-Xylene	ND	ug/L	1.0	0.71	1		06/03/22 18:13	179601-23-1	
o-Xylene	ND	ug/L	0.50	0.34	1		06/03/22 18:13	95-47-6	
Surrogates									
1,2-Dichloroethane-d4 (S)	90	%	70-130		1		06/03/22 18:13	17060-07-0	
4-Bromofluorobenzene (S)	98	%	70-130		1		06/03/22 18:13	460-00-4	
Toluene-d8 (S)	108	%	70-130		1		06/03/22 18:13	2037-26-5	

REPORT OF LABORATORY ANALYSIS

This report shall not be reproduced, except in full,
without the written consent of Pace Analytical Services, LLC.

Pace Analytical Services, LLC
9800 Kincey Ave. Suite 100
Huntersville, NC 28078
(704)875-9092

ANALYTICAL RESULTS

Project: CPC HUNTERVILLE 60639876
Pace Project No.: 92607679

Sample: MW-88 **Lab ID: 92607679016** Collected: 06/02/22 13:25 Received: 06/02/22 16:30 Matrix: Water

Parameters	Results	Units	Report Limit	MDL	DF	Prepared	Analyzed	CAS No.	Qual
VPH NC Water	Analytical Method: MADEP VPH Pace Analytical Services - Charlotte								
Total VPH (C5-C12)	ND	ug/L	50.0	50.0	1		06/06/22 22:51		N2
Aliphatic (C05-C08)	ND	ug/L	50.0	50.0	1		06/06/22 22:51		N2
Aliphatic(C09-C12) Adjusted	ND	ug/L	50.0	50.0	1		06/06/22 22:51		N2
Aromatic (C09-C10)	ND	ug/L	50.0	50.0	1		06/06/22 22:51		N2
Surrogates									
4-Bromofluorobenzene (FID) (S)	98	%	70-130		1		06/06/22 22:51	460-00-4	
4-Bromofluorobenzene (PID) (S)	81	%	70-130		1		06/06/22 22:51	460-00-4	
6020 MET ICPMS	Analytical Method: EPA 6020B Preparation Method: EPA 3005A Pace Analytical Services - Peachtree Corners, GA								
Lead	**5.2**	ug/L	5.0	0.89	1	06/03/22 14:31	06/06/22 21:01	7439-92-1	
6200B MSV	Analytical Method: SM 6200B Pace Analytical Services - Charlotte								
Benzene	ND	ug/L	0.50	0.34	1		06/03/22 18:31	71-43-2	
Bromobenzene	ND	ug/L	0.50	0.29	1		06/03/22 18:31	108-86-1	
Bromochloromethane	ND	ug/L	0.50	0.47	1		06/03/22 18:31	74-97-5	
Bromodichloromethane	ND	ug/L	0.50	0.31	1		06/03/22 18:31	75-27-4	
Bromoform	ND	ug/L	0.50	0.34	1		06/03/22 18:31	75-25-2	
Bromomethane	ND	ug/L	5.0	1.7	1		06/03/22 18:31	74-83-9	
n-Butylbenzene	ND	ug/L	0.50	0.49	1		06/03/22 18:31	104-51-8	
sec-Butylbenzene	ND	ug/L	0.50	0.40	1		06/03/22 18:31	135-98-8	
tert-Butylbenzene	ND	ug/L	0.50	0.32	1		06/03/22 18:31	98-06-6	
Carbon tetrachloride	ND	ug/L	0.50	0.33	1		06/03/22 18:31	56-23-5	
Chlorobenzene	ND	ug/L	0.50	0.28	1		06/03/22 18:31	108-90-7	
Chloroethane	ND	ug/L	1.0	0.65	1		06/03/22 18:31	75-00-3	
Chloroform	ND	ug/L	0.50	0.43	1		06/03/22 18:31	67-66-3	
Chloromethane	ND	ug/L	1.0	0.54	1		06/03/22 18:31	74-87-3	
2-Chlorotoluene	ND	ug/L	0.50	0.32	1		06/03/22 18:31	95-49-8	
4-Chlorotoluene	ND	ug/L	0.50	0.32	1		06/03/22 18:31	106-43-4	
1,2-Dibromo-3-chloropropane	ND	ug/L	1.0	0.34	1		06/03/22 18:31	96-12-8	
Dibromochloromethane	ND	ug/L	0.50	0.36	1		06/03/22 18:31	124-48-1	
1,2-Dibromoethane (EDB)	ND	ug/L	0.50	0.27	1		06/03/22 18:31	106-93-4	
Dibromomethane	ND	ug/L	0.50	0.39	1		06/03/22 18:31	74-95-3	
1,2-Dichlorobenzene	ND	ug/L	0.50	0.34	1		06/03/22 18:31	95-50-1	
1,3-Dichlorobenzene	ND	ug/L	0.50	0.34	1		06/03/22 18:31	541-73-1	
1,4-Dichlorobenzene	ND	ug/L	0.50	0.33	1		06/03/22 18:31	106-46-7	
Dichlorodifluoromethane	ND	ug/L	0.50	0.35	1		06/03/22 18:31	75-71-8	
1,1-Dichloroethane	ND	ug/L	0.50	0.37	1		06/03/22 18:31	75-34-3	
1,2-Dichloroethane	ND	ug/L	0.50	0.32	1		06/03/22 18:31	107-06-2	
1,1-Dichloroethene	ND	ug/L	0.50	0.35	1		06/03/22 18:31	75-35-4	
cis-1,2-Dichloroethene	ND	ug/L	0.50	0.38	1		06/03/22 18:31	156-59-2	
trans-1,2-Dichloroethene	ND	ug/L	0.50	0.40	1		06/03/22 18:31	156-60-5	
1,2-Dichloropropane	ND	ug/L	0.50	0.36	1		06/03/22 18:31	78-87-5	
1,3-Dichloropropane	ND	ug/L	0.50	0.28	1		06/03/22 18:31	142-28-9	

REPORT OF LABORATORY ANALYSIS

This report shall not be reproduced, except in full,
without the written consent of Pace Analytical Services, LLC.

Pace Analytical Services, LLC
9800 Kincey Ave. Suite 100
Huntersville, NC 28078
(704)875-9092

ANALYTICAL RESULTS

Project: CPC HUNTERVILLE 60639876
Pace Project No.: 92607679

Sample: MW-88 **Lab ID: 92607679016** Collected: 06/02/22 13:25 Received: 06/02/22 16:30 Matrix: Water

Parameters	Results	Units	Report Limit	MDL	DF	Prepared	Analyzed	CAS No.	Qual
6200B MSV	Analytical Method: SM 6200B Pace Analytical Services - Charlotte								
2,2-Dichloropropane	ND	ug/L	0.50	0.39	1		06/03/22 18:31	594-20-7	
1,1-Dichloropropene	ND	ug/L	0.50	0.43	1		06/03/22 18:31	563-58-6	
cis-1,3-Dichloropropene	ND	ug/L	0.50	0.36	1		06/03/22 18:31	10061-01-5	
trans-1,3-Dichloropropene	ND	ug/L	0.50	0.36	1		06/03/22 18:31	10061-02-6	
Diisopropyl ether	ND	ug/L	0.50	0.31	1		06/03/22 18:31	108-20-3	
Ethylbenzene	ND	ug/L	0.50	0.30	1		06/03/22 18:31	100-41-4	
Hexachloro-1,3-butadiene	ND	ug/L	2.0	1.5	1		06/03/22 18:31	87-68-3	
Isopropylbenzene (Cumene)	ND	ug/L	0.50	0.33	1		06/03/22 18:31	98-82-8	
Methylene Chloride	ND	ug/L	2.0	2.0	1		06/03/22 18:31	75-09-2	
Methyl-tert-butyl ether	ND	ug/L	0.50	0.42	1		06/03/22 18:31	1634-04-4	
Naphthalene	ND	ug/L	2.0	0.64	1		06/03/22 18:31	91-20-3	
n-Propylbenzene	ND	ug/L	0.50	0.34	1		06/03/22 18:31	103-65-1	
Styrene	ND	ug/L	0.50	0.29	1		06/03/22 18:31	100-42-5	
1,1,1,2-Tetrachloroethane	ND	ug/L	0.50	0.31	1		06/03/22 18:31	630-20-6	
1,1,2,2-Tetrachloroethane	ND	ug/L	0.50	0.22	1		06/03/22 18:31	79-34-5	
Tetrachloroethene	ND	ug/L	0.50	0.29	1		06/03/22 18:31	127-18-4	
Toluene	ND	ug/L	0.50	0.48	1		06/03/22 18:31	108-88-3	
1,2,3-Trichlorobenzene	ND	ug/L	2.0	0.81	1		06/03/22 18:31	87-61-6	
1,2,4-Trichlorobenzene	ND	ug/L	2.0	0.64	1		06/03/22 18:31	120-82-1	
1,1,1-Trichloroethane	ND	ug/L	0.50	0.33	1		06/03/22 18:31	71-55-6	
1,1,2-Trichloroethane	ND	ug/L	0.50	0.32	1		06/03/22 18:31	79-00-5	
Trichloroethene	ND	ug/L	0.50	0.38	1		06/03/22 18:31	79-01-6	
Trichlorofluoromethane	ND	ug/L	1.0	0.30	1		06/03/22 18:31	75-69-4	
1,2,3-Trichloropropane	ND	ug/L	0.50	0.26	1		06/03/22 18:31	96-18-4	
1,2,4-Trimethylbenzene	ND	ug/L	0.50	0.50	1		06/03/22 18:31	95-63-6	
1,3,5-Trimethylbenzene	ND	ug/L	0.50	0.33	1		06/03/22 18:31	108-67-8	
Vinyl chloride	ND	ug/L	1.0	0.39	1		06/03/22 18:31	75-01-4	
m&p-Xylene	ND	ug/L	1.0	0.71	1		06/03/22 18:31	179601-23-1	
o-Xylene	ND	ug/L	0.50	0.34	1		06/03/22 18:31	95-47-6	
Surrogates									
1,2-Dichloroethane-d4 (S)	94	%	70-130		1		06/03/22 18:31	17060-07-0	
4-Bromofluorobenzene (S)	99	%	70-130		1		06/03/22 18:31	460-00-4	
Toluene-d8 (S)	106	%	70-130		1		06/03/22 18:31	2037-26-5	

REPORT OF LABORATORY ANALYSIS

This report shall not be reproduced, except in full,
without the written consent of Pace Analytical Services, LLC.

Pace Analytical Services, LLC
9800 Kincey Ave. Suite 100
Huntersville, NC 28078
(704)875-9092

ANALYTICAL RESULTS

Project: CPC HUNTERVILLE 60639876
Pace Project No.: 92607679

Sample: MW-57D **Lab ID: 92607679017** Collected: 06/02/22 13:40 Received: 06/02/22 16:30 Matrix: Water

Parameters	Results	Units	Report Limit	MDL	DF	Prepared	Analyzed	CAS No.	Qual
VPH NC Water	Analytical Method: MADEP VPH Pace Analytical Services - Charlotte								
Total VPH (C5-C12)	ND	ug/L	50.0	50.0	1		06/06/22 23:20		N2
Aliphatic (C05-C08)	ND	ug/L	50.0	50.0	1		06/06/22 23:20		N2
Aliphatic(C09-C12) Adjusted	ND	ug/L	50.0	50.0	1		06/06/22 23:20		N2
Aromatic (C09-C10)	ND	ug/L	50.0	50.0	1		06/06/22 23:20		N2
Surrogates									
4-Bromofluorobenzene (FID) (S)	98	%	70-130		1		06/06/22 23:20	460-00-4	
4-Bromofluorobenzene (PID) (S)	81	%	70-130		1		06/06/22 23:20	460-00-4	
6020 MET ICPMS	Analytical Method: EPA 6020B Preparation Method: EPA 3005A Pace Analytical Services - Peachtree Corners, GA								
Lead	**1.4J**	ug/L	5.0	0.89	1	06/03/22 14:31	06/06/22 21:06	7439-92-1	
6200B MSV	Analytical Method: SM 6200B Pace Analytical Services - Charlotte								
Benzene	ND	ug/L	0.50	0.34	1		06/03/22 18:49	71-43-2	
Bromobenzene	ND	ug/L	0.50	0.29	1		06/03/22 18:49	108-86-1	
Bromochloromethane	ND	ug/L	0.50	0.47	1		06/03/22 18:49	74-97-5	
Bromodichloromethane	ND	ug/L	0.50	0.31	1		06/03/22 18:49	75-27-4	
Bromoform	ND	ug/L	0.50	0.34	1		06/03/22 18:49	75-25-2	
Bromomethane	ND	ug/L	5.0	1.7	1		06/03/22 18:49	74-83-9	
n-Butylbenzene	ND	ug/L	0.50	0.49	1		06/03/22 18:49	104-51-8	
sec-Butylbenzene	ND	ug/L	0.50	0.40	1		06/03/22 18:49	135-98-8	
tert-Butylbenzene	ND	ug/L	0.50	0.32	1		06/03/22 18:49	98-06-6	
Carbon tetrachloride	ND	ug/L	0.50	0.33	1		06/03/22 18:49	56-23-5	
Chlorobenzene	ND	ug/L	0.50	0.28	1		06/03/22 18:49	108-90-7	
Chloroethane	ND	ug/L	1.0	0.65	1		06/03/22 18:49	75-00-3	
Chloroform	ND	ug/L	0.50	0.43	1		06/03/22 18:49	67-66-3	
Chloromethane	ND	ug/L	1.0	0.54	1		06/03/22 18:49	74-87-3	
2-Chlorotoluene	ND	ug/L	0.50	0.32	1		06/03/22 18:49	95-49-8	
4-Chlorotoluene	ND	ug/L	0.50	0.32	1		06/03/22 18:49	106-43-4	
1,2-Dibromo-3-chloropropane	ND	ug/L	1.0	0.34	1		06/03/22 18:49	96-12-8	
Dibromochloromethane	ND	ug/L	0.50	0.36	1		06/03/22 18:49	124-48-1	
1,2-Dibromoethane (EDB)	ND	ug/L	0.50	0.27	1		06/03/22 18:49	106-93-4	
Dibromomethane	ND	ug/L	0.50	0.39	1		06/03/22 18:49	74-95-3	
1,2-Dichlorobenzene	ND	ug/L	0.50	0.34	1		06/03/22 18:49	95-50-1	
1,3-Dichlorobenzene	ND	ug/L	0.50	0.34	1		06/03/22 18:49	541-73-1	
1,4-Dichlorobenzene	ND	ug/L	0.50	0.33	1		06/03/22 18:49	106-46-7	
Dichlorodifluoromethane	ND	ug/L	0.50	0.35	1		06/03/22 18:49	75-71-8	
1,1-Dichloroethane	ND	ug/L	0.50	0.37	1		06/03/22 18:49	75-34-3	
1,2-Dichloroethane	ND	ug/L	0.50	0.32	1		06/03/22 18:49	107-06-2	
1,1-Dichloroethene	ND	ug/L	0.50	0.35	1		06/03/22 18:49	75-35-4	
cis-1,2-Dichloroethene	ND	ug/L	0.50	0.38	1		06/03/22 18:49	156-59-2	
trans-1,2-Dichloroethene	ND	ug/L	0.50	0.40	1		06/03/22 18:49	156-60-5	
1,2-Dichloropropane	ND	ug/L	0.50	0.36	1		06/03/22 18:49	78-87-5	
1,3-Dichloropropane	ND	ug/L	0.50	0.28	1		06/03/22 18:49	142-28-9	

REPORT OF LABORATORY ANALYSIS

This report shall not be reproduced, except in full,
without the written consent of Pace Analytical Services, LLC.

Pace Analytical Services, LLC
9800 Kincey Ave. Suite 100
Huntersville, NC 28078
(704)875-9092

ANALYTICAL RESULTS

Project: CPC HUNTERVILLE 60639876
Pace Project No.: 92607679

Sample: MW-57D **Lab ID: 92607679017** Collected: 06/02/22 13:40 Received: 06/02/22 16:30 Matrix: Water

Parameters	Results	Units	Report Limit	MDL	DF	Prepared	Analyzed	CAS No.	Qual
6200B MSV	Analytical Method: SM 6200B Pace Analytical Services - Charlotte								
2,2-Dichloropropane	ND	ug/L	0.50	0.39	1		06/03/22 18:49	594-20-7	
1,1-Dichloropropene	ND	ug/L	0.50	0.43	1		06/03/22 18:49	563-58-6	
cis-1,3-Dichloropropene	ND	ug/L	0.50	0.36	1		06/03/22 18:49	10061-01-5	
trans-1,3-Dichloropropene	ND	ug/L	0.50	0.36	1		06/03/22 18:49	10061-02-6	
Diisopropyl ether	ND	ug/L	0.50	0.31	1		06/03/22 18:49	108-20-3	
Ethylbenzene	ND	ug/L	0.50	0.30	1		06/03/22 18:49	100-41-4	
Hexachloro-1,3-butadiene	ND	ug/L	2.0	1.5	1		06/03/22 18:49	87-68-3	
Isopropylbenzene (Cumene)	ND	ug/L	0.50	0.33	1		06/03/22 18:49	98-82-8	
Methylene Chloride	ND	ug/L	2.0	2.0	1		06/03/22 18:49	75-09-2	
Methyl-tert-butyl ether	ND	ug/L	0.50	0.42	1		06/03/22 18:49	1634-04-4	
Naphthalene	ND	ug/L	2.0	0.64	1		06/03/22 18:49	91-20-3	
n-Propylbenzene	ND	ug/L	0.50	0.34	1		06/03/22 18:49	103-65-1	
Styrene	ND	ug/L	0.50	0.29	1		06/03/22 18:49	100-42-5	
1,1,1,2-Tetrachloroethane	ND	ug/L	0.50	0.31	1		06/03/22 18:49	630-20-6	
1,1,2,2-Tetrachloroethane	ND	ug/L	0.50	0.22	1		06/03/22 18:49	79-34-5	
Tetrachloroethene	ND	ug/L	0.50	0.29	1		06/03/22 18:49	127-18-4	
Toluene	ND	ug/L	0.50	0.48	1		06/03/22 18:49	108-88-3	
1,2,3-Trichlorobenzene	ND	ug/L	2.0	0.81	1		06/03/22 18:49	87-61-6	
1,2,4-Trichlorobenzene	ND	ug/L	2.0	0.64	1		06/03/22 18:49	120-82-1	
1,1,1-Trichloroethane	ND	ug/L	0.50	0.33	1		06/03/22 18:49	71-55-6	
1,1,2-Trichloroethane	ND	ug/L	0.50	0.32	1		06/03/22 18:49	79-00-5	
Trichloroethene	ND	ug/L	0.50	0.38	1		06/03/22 18:49	79-01-6	
Trichlorofluoromethane	ND	ug/L	1.0	0.30	1		06/03/22 18:49	75-69-4	
1,2,3-Trichloropropane	ND	ug/L	0.50	0.26	1		06/03/22 18:49	96-18-4	
1,2,4-Trimethylbenzene	ND	ug/L	0.50	0.50	1		06/03/22 18:49	95-63-6	
1,3,5-Trimethylbenzene	ND	ug/L	0.50	0.33	1		06/03/22 18:49	108-67-8	
Vinyl chloride	ND	ug/L	1.0	0.39	1		06/03/22 18:49	75-01-4	
m&p-Xylene	ND	ug/L	1.0	0.71	1		06/03/22 18:49	179601-23-1	
o-Xylene	ND	ug/L	0.50	0.34	1		06/03/22 18:49	95-47-6	
Surrogates									
1,2-Dichloroethane-d4 (S)	93	%	70-130		1		06/03/22 18:49	17060-07-0	
4-Bromofluorobenzene (S)	99	%	70-130		1		06/03/22 18:49	460-00-4	
Toluene-d8 (S)	106	%	70-130		1		06/03/22 18:49	2037-26-5	

REPORT OF LABORATORY ANALYSIS

This report shall not be reproduced, except in full,
without the written consent of Pace Analytical Services, LLC.

Pace Analytical Services, LLC
9800 Kincey Ave. Suite 100
Huntersville, NC 28078
(704)875-9092

ANALYTICAL RESULTS

Project: CPC HUNTERVILLE 60639876
Pace Project No.: 92607679

Sample: MW-05 **Lab ID: 92607679018** Collected: 06/02/22 13:40 Received: 06/02/22 16:30 Matrix: Water

Parameters	Results	Units	Report Limit	MDL	DF	Prepared	Analyzed	CAS No.	Qual
VPH NC Water	Analytical Method: MADEP VPH Pace Analytical Services - Charlotte								
Total VPH (C5-C12)	ND	ug/L	50.0	50.0	1		06/06/22 23:49		N2
Aliphatic (C05-C08)	ND	ug/L	50.0	50.0	1		06/06/22 23:49		N2
Aliphatic(C09-C12) Adjusted	ND	ug/L	50.0	50.0	1		06/06/22 23:49		N2
Aromatic (C09-C10)	ND	ug/L	50.0	50.0	1		06/06/22 23:49		N2
Surrogates									
4-Bromofluorobenzene (FID) (S)	96	%	70-130		1		06/06/22 23:49	460-00-4	
4-Bromofluorobenzene (PID) (S)	79	%	70-130		1		06/06/22 23:49	460-00-4	
6020 MET ICPMS	Analytical Method: EPA 6020B Preparation Method: EPA 3005A Pace Analytical Services - Peachtree Corners, GA								
Lead	ND	ug/L	5.0	0.89	1	06/03/22 14:31	06/06/22 21:12	7439-92-1	
6200B MSV	Analytical Method: SM 6200B Pace Analytical Services - Charlotte								
Benzene	ND	ug/L	0.50	0.34	1		06/03/22 16:08	71-43-2	
Bromobenzene	ND	ug/L	0.50	0.29	1		06/03/22 16:08	108-86-1	
Bromochloromethane	ND	ug/L	0.50	0.47	1		06/03/22 16:08	74-97-5	
Bromodichloromethane	ND	ug/L	0.50	0.31	1		06/03/22 16:08	75-27-4	
Bromoform	ND	ug/L	0.50	0.34	1		06/03/22 16:08	75-25-2	
Bromomethane	ND	ug/L	5.0	1.7	1		06/03/22 16:08	74-83-9	
n-Butylbenzene	ND	ug/L	0.50	0.49	1		06/03/22 16:08	104-51-8	
sec-Butylbenzene	ND	ug/L	0.50	0.40	1		06/03/22 16:08	135-98-8	
tert-Butylbenzene	ND	ug/L	0.50	0.32	1		06/03/22 16:08	98-06-6	
Carbon tetrachloride	ND	ug/L	0.50	0.33	1		06/03/22 16:08	56-23-5	
Chlorobenzene	ND	ug/L	0.50	0.28	1		06/03/22 16:08	108-90-7	
Chloroethane	ND	ug/L	1.0	0.65	1		06/03/22 16:08	75-00-3	
Chloroform	ND	ug/L	0.50	0.43	1		06/03/22 16:08	67-66-3	
Chloromethane	ND	ug/L	1.0	0.54	1		06/03/22 16:08	74-87-3	
2-Chlorotoluene	ND	ug/L	0.50	0.32	1		06/03/22 16:08	95-49-8	
4-Chlorotoluene	ND	ug/L	0.50	0.32	1		06/03/22 16:08	106-43-4	
1,2-Dibromo-3-chloropropane	ND	ug/L	1.0	0.34	1		06/03/22 16:08	96-12-8	
Dibromochloromethane	ND	ug/L	0.50	0.36	1		06/03/22 16:08	124-48-1	
1,2-Dibromoethane (EDB)	ND	ug/L	0.50	0.27	1		06/03/22 16:08	106-93-4	
Dibromomethane	ND	ug/L	0.50	0.39	1		06/03/22 16:08	74-95-3	
1,2-Dichlorobenzene	ND	ug/L	0.50	0.34	1		06/03/22 16:08	95-50-1	
1,3-Dichlorobenzene	ND	ug/L	0.50	0.34	1		06/03/22 16:08	541-73-1	
1,4-Dichlorobenzene	ND	ug/L	0.50	0.33	1		06/03/22 16:08	106-46-7	
Dichlorodifluoromethane	ND	ug/L	0.50	0.35	1		06/03/22 16:08	75-71-8	
1,1-Dichloroethane	ND	ug/L	0.50	0.37	1		06/03/22 16:08	75-34-3	
1,2-Dichloroethane	ND	ug/L	0.50	0.32	1		06/03/22 16:08	107-06-2	
1,1-Dichloroethene	ND	ug/L	0.50	0.35	1		06/03/22 16:08	75-35-4	
cis-1,2-Dichloroethene	ND	ug/L	0.50	0.38	1		06/03/22 16:08	156-59-2	
trans-1,2-Dichloroethene	ND	ug/L	0.50	0.40	1		06/03/22 16:08	156-60-5	
1,2-Dichloropropane	ND	ug/L	0.50	0.36	1		06/03/22 16:08	78-87-5	
1,3-Dichloropropane	ND	ug/L	0.50	0.28	1		06/03/22 16:08	142-28-9	

REPORT OF LABORATORY ANALYSIS

This report shall not be reproduced, except in full,
without the written consent of Pace Analytical Services, LLC.

Pace Analytical Services, LLC
9800 Kincey Ave. Suite 100
Huntersville, NC 28078
(704)875-9092

ANALYTICAL RESULTS

Project: CPC HUNTERVILLE 60639876
Pace Project No.: 92607679

Sample: MW-05 **Lab ID: 92607679018** Collected: 06/02/22 13:40 Received: 06/02/22 16:30 Matrix: Water

Parameters	Results	Units	Report Limit	MDL	DF	Prepared	Analyzed	CAS No.	Qual
6200B MSV	Analytical Method: SM 6200B Pace Analytical Services - Charlotte								
2,2-Dichloropropane	ND	ug/L	0.50	0.39	1		06/03/22 16:08	594-20-7	
1,1-Dichloropropene	ND	ug/L	0.50	0.43	1		06/03/22 16:08	563-58-6	
cis-1,3-Dichloropropene	ND	ug/L	0.50	0.36	1		06/03/22 16:08	10061-01-5	
trans-1,3-Dichloropropene	ND	ug/L	0.50	0.36	1		06/03/22 16:08	10061-02-6	
Diisopropyl ether	ND	ug/L	0.50	0.31	1		06/03/22 16:08	108-20-3	
Ethylbenzene	ND	ug/L	0.50	0.30	1		06/03/22 16:08	100-41-4	
Hexachloro-1,3-butadiene	ND	ug/L	2.0	1.5	1		06/03/22 16:08	87-68-3	
Isopropylbenzene (Cumene)	ND	ug/L	0.50	0.33	1		06/03/22 16:08	98-82-8	
Methylene Chloride	ND	ug/L	2.0	2.0	1		06/03/22 16:08	75-09-2	
Methyl-tert-butyl ether	ND	ug/L	0.50	0.42	1		06/03/22 16:08	1634-04-4	
Naphthalene	ND	ug/L	2.0	0.64	1		06/03/22 16:08	91-20-3	
n-Propylbenzene	ND	ug/L	0.50	0.34	1		06/03/22 16:08	103-65-1	
Styrene	ND	ug/L	0.50	0.29	1		06/03/22 16:08	100-42-5	
1,1,1,2-Tetrachloroethane	ND	ug/L	0.50	0.31	1		06/03/22 16:08	630-20-6	
1,1,2,2-Tetrachloroethane	ND	ug/L	0.50	0.22	1		06/03/22 16:08	79-34-5	
Tetrachloroethene	ND	ug/L	0.50	0.29	1		06/03/22 16:08	127-18-4	
Toluene	ND	ug/L	0.50	0.48	1		06/03/22 16:08	108-88-3	
1,2,3-Trichlorobenzene	ND	ug/L	2.0	0.81	1		06/03/22 16:08	87-61-6	
1,2,4-Trichlorobenzene	ND	ug/L	2.0	0.64	1		06/03/22 16:08	120-82-1	
1,1,1-Trichloroethane	ND	ug/L	0.50	0.33	1		06/03/22 16:08	71-55-6	
1,1,2-Trichloroethane	ND	ug/L	0.50	0.32	1		06/03/22 16:08	79-00-5	
Trichloroethene	ND	ug/L	0.50	0.38	1		06/03/22 16:08	79-01-6	
Trichlorofluoromethane	ND	ug/L	1.0	0.30	1		06/03/22 16:08	75-69-4	
1,2,3-Trichloropropane	ND	ug/L	0.50	0.26	1		06/03/22 16:08	96-18-4	
1,2,4-Trimethylbenzene	ND	ug/L	0.50	0.50	1		06/03/22 16:08	95-63-6	
1,3,5-Trimethylbenzene	ND	ug/L	0.50	0.33	1		06/03/22 16:08	108-67-8	
Vinyl chloride	ND	ug/L	1.0	0.39	1		06/03/22 16:08	75-01-4	
m&p-Xylene	ND	ug/L	1.0	0.71	1		06/03/22 16:08	179601-23-1	
o-Xylene	ND	ug/L	0.50	0.34	1		06/03/22 16:08	95-47-6	
Surrogates									
1,2-Dichloroethane-d4 (S)	91	%	70-130		1		06/03/22 16:08	17060-07-0	
4-Bromofluorobenzene (S)	96	%	70-130		1		06/03/22 16:08	460-00-4	
Toluene-d8 (S)	106	%	70-130		1		06/03/22 16:08	2037-26-5	

REPORT OF LABORATORY ANALYSIS

This report shall not be reproduced, except in full,
without the written consent of Pace Analytical Services, LLC.

Pace Analytical Services, LLC
9800 Kincey Ave. Suite 100
Huntersville, NC 28078
(704)875-9092

ANALYTICAL RESULTS

Project: CPC HUNTERVILLE 60639876
Pace Project No.: 92607679

Sample: MW-02 **Lab ID: 92607679019** Collected: 06/02/22 13:50 Received: 06/02/22 16:30 Matrix: Water

Parameters	Results	Units	Report Limit	MDL	DF	Prepared	Analyzed	CAS No.	Qual
VPH NC Water	Analytical Method: MADEP VPH Pace Analytical Services - Charlotte								
Total VPH (C5-C12)	ND	ug/L	50.0	50.0	1		06/07/22 04:09		N2
Aliphatic (C05-C08)	ND	ug/L	50.0	50.0	1		06/07/22 04:09		N2
Aliphatic(C09-C12) Adjusted	ND	ug/L	50.0	50.0	1		06/07/22 04:09		N2
Aromatic (C09-C10)	ND	ug/L	50.0	50.0	1		06/07/22 04:09		N2
Surrogates									
4-Bromofluorobenzene (FID) (S)	97	%	70-130		1		06/07/22 04:09	460-00-4	
4-Bromofluorobenzene (PID) (S)	80	%	70-130		1		06/07/22 04:09	460-00-4	
6020 MET ICPMS	Analytical Method: EPA 6020B Preparation Method: EPA 3005A Pace Analytical Services - Peachtree Corners, GA								
Lead	**5.8**	ug/L	5.0	0.89	1	06/03/22 14:31	06/06/22 21:18	7439-92-1	
6200B MSV	Analytical Method: SM 6200B Pace Analytical Services - Charlotte								
Benzene	ND	ug/L	0.50	0.34	1		06/03/22 16:26	71-43-2	
Bromobenzene	ND	ug/L	0.50	0.29	1		06/03/22 16:26	108-86-1	
Bromochloromethane	ND	ug/L	0.50	0.47	1		06/03/22 16:26	74-97-5	
Bromodichloromethane	ND	ug/L	0.50	0.31	1		06/03/22 16:26	75-27-4	
Bromoform	ND	ug/L	0.50	0.34	1		06/03/22 16:26	75-25-2	
Bromomethane	ND	ug/L	5.0	1.7	1		06/03/22 16:26	74-83-9	
n-Butylbenzene	ND	ug/L	0.50	0.49	1		06/03/22 16:26	104-51-8	
sec-Butylbenzene	ND	ug/L	0.50	0.40	1		06/03/22 16:26	135-98-8	
tert-Butylbenzene	ND	ug/L	0.50	0.32	1		06/03/22 16:26	98-06-6	
Carbon tetrachloride	ND	ug/L	0.50	0.33	1		06/03/22 16:26	56-23-5	
Chlorobenzene	ND	ug/L	0.50	0.28	1		06/03/22 16:26	108-90-7	
Chloroethane	ND	ug/L	1.0	0.65	1		06/03/22 16:26	75-00-3	
Chloroform	ND	ug/L	0.50	0.43	1		06/03/22 16:26	67-66-3	
Chloromethane	ND	ug/L	1.0	0.54	1		06/03/22 16:26	74-87-3	
2-Chlorotoluene	ND	ug/L	0.50	0.32	1		06/03/22 16:26	95-49-8	
4-Chlorotoluene	ND	ug/L	0.50	0.32	1		06/03/22 16:26	106-43-4	
1,2-Dibromo-3-chloropropane	ND	ug/L	1.0	0.34	1		06/03/22 16:26	96-12-8	
Dibromochloromethane	ND	ug/L	0.50	0.36	1		06/03/22 16:26	124-48-1	
1,2-Dibromoethane (EDB)	ND	ug/L	0.50	0.27	1		06/03/22 16:26	106-93-4	
Dibromomethane	ND	ug/L	0.50	0.39	1		06/03/22 16:26	74-95-3	
1,2-Dichlorobenzene	ND	ug/L	0.50	0.34	1		06/03/22 16:26	95-50-1	
1,3-Dichlorobenzene	ND	ug/L	0.50	0.34	1		06/03/22 16:26	541-73-1	
1,4-Dichlorobenzene	ND	ug/L	0.50	0.33	1		06/03/22 16:26	106-46-7	
Dichlorodifluoromethane	ND	ug/L	0.50	0.35	1		06/03/22 16:26	75-71-8	
1,1-Dichloroethane	ND	ug/L	0.50	0.37	1		06/03/22 16:26	75-34-3	
1,2-Dichloroethane	ND	ug/L	0.50	0.32	1		06/03/22 16:26	107-06-2	
1,1-Dichloroethene	ND	ug/L	0.50	0.35	1		06/03/22 16:26	75-35-4	
cis-1,2-Dichloroethene	ND	ug/L	0.50	0.38	1		06/03/22 16:26	156-59-2	
trans-1,2-Dichloroethene	ND	ug/L	0.50	0.40	1		06/03/22 16:26	156-60-5	
1,2-Dichloropropane	ND	ug/L	0.50	0.36	1		06/03/22 16:26	78-87-5	
1,3-Dichloropropane	ND	ug/L	0.50	0.28	1		06/03/22 16:26	142-28-9	

REPORT OF LABORATORY ANALYSIS

This report shall not be reproduced, except in full,
without the written consent of Pace Analytical Services, LLC.

Pace Analytical Services, LLC
9800 Kincey Ave. Suite 100
Huntersville, NC 28078
(704)875-9092

ANALYTICAL RESULTS

Project: CPC HUNTERVILLE 60639876
Pace Project No.: 92607679

Sample: MW-02 **Lab ID: 92607679019** Collected: 06/02/22 13:50 Received: 06/02/22 16:30 Matrix: Water

Parameters	Results	Units	Report Limit	MDL	DF	Prepared	Analyzed	CAS No.	Qual
6200B MSV	Analytical Method: SM 6200B Pace Analytical Services - Charlotte								
2,2-Dichloropropane	ND	ug/L	0.50	0.39	1		06/03/22 16:26	594-20-7	
1,1-Dichloropropene	ND	ug/L	0.50	0.43	1		06/03/22 16:26	563-58-6	
cis-1,3-Dichloropropene	ND	ug/L	0.50	0.36	1		06/03/22 16:26	10061-01-5	
trans-1,3-Dichloropropene	ND	ug/L	0.50	0.36	1		06/03/22 16:26	10061-02-6	
Diisopropyl ether	ND	ug/L	0.50	0.31	1		06/03/22 16:26	108-20-3	
Ethylbenzene	ND	ug/L	0.50	0.30	1		06/03/22 16:26	100-41-4	
Hexachloro-1,3-butadiene	ND	ug/L	2.0	1.5	1		06/03/22 16:26	87-68-3	
Isopropylbenzene (Cumene)	ND	ug/L	0.50	0.33	1		06/03/22 16:26	98-82-8	
Methylene Chloride	ND	ug/L	2.0	2.0	1		06/03/22 16:26	75-09-2	
Methyl-tert-butyl ether	ND	ug/L	0.50	0.42	1		06/03/22 16:26	1634-04-4	
Naphthalene	ND	ug/L	2.0	0.64	1		06/03/22 16:26	91-20-3	
n-Propylbenzene	ND	ug/L	0.50	0.34	1		06/03/22 16:26	103-65-1	
Styrene	ND	ug/L	0.50	0.29	1		06/03/22 16:26	100-42-5	
1,1,1,2-Tetrachloroethane	ND	ug/L	0.50	0.31	1		06/03/22 16:26	630-20-6	
1,1,2,2-Tetrachloroethane	ND	ug/L	0.50	0.22	1		06/03/22 16:26	79-34-5	
Tetrachloroethene	ND	ug/L	0.50	0.29	1		06/03/22 16:26	127-18-4	
Toluene	ND	ug/L	0.50	0.48	1		06/03/22 16:26	108-88-3	
1,2,3-Trichlorobenzene	ND	ug/L	2.0	0.81	1		06/03/22 16:26	87-61-6	
1,2,4-Trichlorobenzene	ND	ug/L	2.0	0.64	1		06/03/22 16:26	120-82-1	
1,1,1-Trichloroethane	ND	ug/L	0.50	0.33	1		06/03/22 16:26	71-55-6	
1,1,2-Trichloroethane	ND	ug/L	0.50	0.32	1		06/03/22 16:26	79-00-5	
Trichloroethene	ND	ug/L	0.50	0.38	1		06/03/22 16:26	79-01-6	
Trichlorofluoromethane	ND	ug/L	1.0	0.30	1		06/03/22 16:26	75-69-4	
1,2,3-Trichloropropane	ND	ug/L	0.50	0.26	1		06/03/22 16:26	96-18-4	
1,2,4-Trimethylbenzene	ND	ug/L	0.50	0.50	1		06/03/22 16:26	95-63-6	
1,3,5-Trimethylbenzene	ND	ug/L	0.50	0.33	1		06/03/22 16:26	108-67-8	
Vinyl chloride	ND	ug/L	1.0	0.39	1		06/03/22 16:26	75-01-4	
m&p-Xylene	ND	ug/L	1.0	0.71	1		06/03/22 16:26	179601-23-1	
o-Xylene	ND	ug/L	0.50	0.34	1		06/03/22 16:26	95-47-6	
Surrogates									
1,2-Dichloroethane-d4 (S)	92	%	70-130		1		06/03/22 16:26	17060-07-0	
4-Bromofluorobenzene (S)	97	%	70-130		1		06/03/22 16:26	460-00-4	
Toluene-d8 (S)	105	%	70-130		1		06/03/22 16:26	2037-26-5	

REPORT OF LABORATORY ANALYSIS

This report shall not be reproduced, except in full,
without the written consent of Pace Analytical Services, LLC.

Pace Analytical Services, LLC
9800 Kincey Ave. Suite 100
Huntersville, NC 28078
(704)875-9092

ANALYTICAL RESULTS

Project: CPC HUNTERVILLE 60639876
Pace Project No.: 92607679

Sample: MW-36 **Lab ID: 92607679020** Collected: 06/02/22 13:15 Received: 06/02/22 16:30 Matrix: Water

Parameters	Results	Units	Report Limit	MDL	DF	Prepared	Analyzed	CAS No.	Qual
VPH NC Water	Analytical Method: MADEP VPH Pace Analytical Services - Charlotte								
Total VPH (C5-C12)	ND	ug/L	50.0	50.0	1		06/07/22 04:38		N2
Aliphatic (C05-C08)	ND	ug/L	50.0	50.0	1		06/07/22 04:38		N2
Aliphatic(C09-C12) Adjusted	ND	ug/L	50.0	50.0	1		06/07/22 04:38		N2
Aromatic (C09-C10)	ND	ug/L	50.0	50.0	1		06/07/22 04:38		N2
Surrogates									
4-Bromofluorobenzene (FID) (S)	98	%	70-130		1		06/07/22 04:38	460-00-4	
4-Bromofluorobenzene (PID) (S)	81	%	70-130		1		06/07/22 04:38	460-00-4	
6020 MET ICPMS	Analytical Method: EPA 6020B Preparation Method: EPA 3005A Pace Analytical Services - Peachtree Corners, GA								
Lead	ND	ug/L	5.0	0.89	1	06/03/22 14:31	06/06/22 21:24	7439-92-1	
6200B MSV	Analytical Method: SM 6200B Pace Analytical Services - Charlotte								
Benzene	ND	ug/L	0.50	0.34	1		06/03/22 19:07	71-43-2	
Bromobenzene	ND	ug/L	0.50	0.29	1		06/03/22 19:07	108-86-1	
Bromochloromethane	ND	ug/L	0.50	0.47	1		06/03/22 19:07	74-97-5	
Bromodichloromethane	ND	ug/L	0.50	0.31	1		06/03/22 19:07	75-27-4	
Bromoform	ND	ug/L	0.50	0.34	1		06/03/22 19:07	75-25-2	
Bromomethane	ND	ug/L	5.0	1.7	1		06/03/22 19:07	74-83-9	
n-Butylbenzene	ND	ug/L	0.50	0.49	1		06/03/22 19:07	104-51-8	
sec-Butylbenzene	ND	ug/L	0.50	0.40	1		06/03/22 19:07	135-98-8	
tert-Butylbenzene	ND	ug/L	0.50	0.32	1		06/03/22 19:07	98-06-6	
Carbon tetrachloride	ND	ug/L	0.50	0.33	1		06/03/22 19:07	56-23-5	
Chlorobenzene	ND	ug/L	0.50	0.28	1		06/03/22 19:07	108-90-7	
Chloroethane	ND	ug/L	1.0	0.65	1		06/03/22 19:07	75-00-3	M1
Chloroform	ND	ug/L	0.50	0.43	1		06/03/22 19:07	67-66-3	
Chloromethane	ND	ug/L	1.0	0.54	1		06/03/22 19:07	74-87-3	
2-Chlorotoluene	ND	ug/L	0.50	0.32	1		06/03/22 19:07	95-49-8	
4-Chlorotoluene	ND	ug/L	0.50	0.32	1		06/03/22 19:07	106-43-4	
1,2-Dibromo-3-chloropropane	ND	ug/L	1.0	0.34	1		06/03/22 19:07	96-12-8	
Dibromochloromethane	ND	ug/L	0.50	0.36	1		06/03/22 19:07	124-48-1	
1,2-Dibromoethane (EDB)	ND	ug/L	0.50	0.27	1		06/03/22 19:07	106-93-4	
Dibromomethane	ND	ug/L	0.50	0.39	1		06/03/22 19:07	74-95-3	
1,2-Dichlorobenzene	ND	ug/L	0.50	0.34	1		06/03/22 19:07	95-50-1	
1,3-Dichlorobenzene	ND	ug/L	0.50	0.34	1		06/03/22 19:07	541-73-1	
1,4-Dichlorobenzene	ND	ug/L	0.50	0.33	1		06/03/22 19:07	106-46-7	
Dichlorodifluoromethane	ND	ug/L	0.50	0.35	1		06/03/22 19:07	75-71-8	
1,1-Dichloroethane	ND	ug/L	0.50	0.37	1		06/03/22 19:07	75-34-3	
1,2-Dichloroethane	ND	ug/L	0.50	0.32	1		06/03/22 19:07	107-06-2	
1,1-Dichloroethene	ND	ug/L	0.50	0.35	1		06/03/22 19:07	75-35-4	M1
cis-1,2-Dichloroethene	ND	ug/L	0.50	0.38	1		06/03/22 19:07	156-59-2	
trans-1,2-Dichloroethene	ND	ug/L	0.50	0.40	1		06/03/22 19:07	156-60-5	
1,2-Dichloropropane	ND	ug/L	0.50	0.36	1		06/03/22 19:07	78-87-5	
1,3-Dichloropropane	ND	ug/L	0.50	0.28	1		06/03/22 19:07	142-28-9	

REPORT OF LABORATORY ANALYSIS

This report shall not be reproduced, except in full,
without the written consent of Pace Analytical Services, LLC.

Pace Analytical Services, LLC
9800 Kincey Ave. Suite 100
Huntersville, NC 28078
(704)875-9092

ANALYTICAL RESULTS

Project: CPC HUNTERVILLE 60639876
Pace Project No.: 92607679

Sample: MW-36 **Lab ID: 92607679020** Collected: 06/02/22 13:15 Received: 06/02/22 16:30 Matrix: Water

Parameters	Results	Units	Report Limit	MDL	DF	Prepared	Analyzed	CAS No.	Qual
6200B MSV	Analytical Method: SM 6200B Pace Analytical Services - Charlotte								
2,2-Dichloropropane	ND	ug/L	0.50	0.39	1		06/03/22 19:07	594-20-7	
1,1-Dichloropropene	ND	ug/L	0.50	0.43	1		06/03/22 19:07	563-58-6	
cis-1,3-Dichloropropene	ND	ug/L	0.50	0.36	1		06/03/22 19:07	10061-01-5	
trans-1,3-Dichloropropene	ND	ug/L	0.50	0.36	1		06/03/22 19:07	10061-02-6	
Diisopropyl ether	**1.1**	ug/L	0.50	0.31	1		06/03/22 19:07	108-20-3	
Ethylbenzene	ND	ug/L	0.50	0.30	1		06/03/22 19:07	100-41-4	
Hexachloro-1,3-butadiene	ND	ug/L	2.0	1.5	1		06/03/22 19:07	87-68-3	
Isopropylbenzene (Cumene)	ND	ug/L	0.50	0.33	1		06/03/22 19:07	98-82-8	
Methylene Chloride	ND	ug/L	2.0	2.0	1		06/03/22 19:07	75-09-2	
Methyl-tert-butyl ether	ND	ug/L	0.50	0.42	1		06/03/22 19:07	1634-04-4	
Naphthalene	ND	ug/L	2.0	0.64	1		06/03/22 19:07	91-20-3	
n-Propylbenzene	ND	ug/L	0.50	0.34	1		06/03/22 19:07	103-65-1	
Styrene	ND	ug/L	0.50	0.29	1		06/03/22 19:07	100-42-5	
1,1,1,2-Tetrachloroethane	ND	ug/L	0.50	0.31	1		06/03/22 19:07	630-20-6	
1,1,2,2-Tetrachloroethane	ND	ug/L	0.50	0.22	1		06/03/22 19:07	79-34-5	
Tetrachloroethene	ND	ug/L	0.50	0.29	1		06/03/22 19:07	127-18-4	
Toluene	ND	ug/L	0.50	0.48	1		06/03/22 19:07	108-88-3	
1,2,3-Trichlorobenzene	ND	ug/L	2.0	0.81	1		06/03/22 19:07	87-61-6	
1,2,4-Trichlorobenzene	ND	ug/L	2.0	0.64	1		06/03/22 19:07	120-82-1	
1,1,1-Trichloroethane	ND	ug/L	0.50	0.33	1		06/03/22 19:07	71-55-6	
1,1,2-Trichloroethane	ND	ug/L	0.50	0.32	1		06/03/22 19:07	79-00-5	
Trichloroethene	ND	ug/L	0.50	0.38	1		06/03/22 19:07	79-01-6	
Trichlorofluoromethane	**0.57J**	ug/L	1.0	0.30	1		06/03/22 19:07	75-69-4	
1,2,3-Trichloropropane	ND	ug/L	0.50	0.26	1		06/03/22 19:07	96-18-4	
1,2,4-Trimethylbenzene	ND	ug/L	0.50	0.50	1		06/03/22 19:07	95-63-6	
1,3,5-Trimethylbenzene	ND	ug/L	0.50	0.33	1		06/03/22 19:07	108-67-8	
Vinyl chloride	ND	ug/L	1.0	0.39	1		06/03/22 19:07	75-01-4	M1
m&p-Xylene	ND	ug/L	1.0	0.71	1		06/03/22 19:07	179601-23-1	
o-Xylene	ND	ug/L	0.50	0.34	1		06/03/22 19:07	95-47-6	
Surrogates									
1,2-Dichloroethane-d4 (S)	93	%	70-130		1		06/03/22 19:07	17060-07-0	
4-Bromofluorobenzene (S)	100	%	70-130		1		06/03/22 19:07	460-00-4	
Toluene-d8 (S)	106	%	70-130		1		06/03/22 19:07	2037-26-5	

REPORT OF LABORATORY ANALYSIS

This report shall not be reproduced, except in full,
without the written consent of Pace Analytical Services, LLC.

Pace Analytical Services, LLC
9800 Kincey Ave. Suite 100
Huntersville, NC 28078
(704)875-9092

ANALYTICAL RESULTS

Project: CPC HUNTERVILLE 60639876
Pace Project No.: 92607679

Sample: MW-04D **Lab ID: 92607679021** Collected: 06/02/22 12:20 Received: 06/02/22 16:30 Matrix: Water

Parameters	Results	Units	Report Limit	MDL	DF	Prepared	Analyzed	CAS No.	Qual
VPH NC Water	Analytical Method: MADEP VPH Pace Analytical Services - Charlotte								
Total VPH (C5-C12)	ND	ug/L	50.0	50.0	1		06/07/22 05:07		N2
Aliphatic (C05-C08)	ND	ug/L	50.0	50.0	1		06/07/22 05:07		N2
Aliphatic(C09-C12) Adjusted	ND	ug/L	50.0	50.0	1		06/07/22 05:07		N2
Aromatic (C09-C10)	ND	ug/L	50.0	50.0	1		06/07/22 05:07		N2
Surrogates									
4-Bromofluorobenzene (FID) (S)	96	%	70-130		1		06/07/22 05:07	460-00-4	
4-Bromofluorobenzene (PID) (S)	79	%	70-130		1		06/07/22 05:07	460-00-4	
6020 MET ICPMS	Analytical Method: EPA 6020B Preparation Method: EPA 3005A Pace Analytical Services - Peachtree Corners, GA								
Lead	ND	ug/L	5.0	0.89	1	06/03/22 14:47	06/07/22 18:15	7439-92-1	
6200B MSV	Analytical Method: SM 6200B Pace Analytical Services - Charlotte								
Benzene	ND	ug/L	0.50	0.34	1		06/03/22 21:45	71-43-2	
Bromobenzene	ND	ug/L	0.50	0.29	1		06/03/22 21:45	108-86-1	
Bromochloromethane	ND	ug/L	0.50	0.47	1		06/03/22 21:45	74-97-5	
Bromodichloromethane	ND	ug/L	0.50	0.31	1		06/03/22 21:45	75-27-4	
Bromoform	ND	ug/L	0.50	0.34	1		06/03/22 21:45	75-25-2	
Bromomethane	ND	ug/L	5.0	1.7	1		06/03/22 21:45	74-83-9	
n-Butylbenzene	ND	ug/L	0.50	0.49	1		06/03/22 21:45	104-51-8	
sec-Butylbenzene	ND	ug/L	0.50	0.40	1		06/03/22 21:45	135-98-8	
tert-Butylbenzene	ND	ug/L	0.50	0.32	1		06/03/22 21:45	98-06-6	
Carbon tetrachloride	ND	ug/L	0.50	0.33	1		06/03/22 21:45	56-23-5	
Chlorobenzene	ND	ug/L	0.50	0.28	1		06/03/22 21:45	108-90-7	
Chloroethane	ND	ug/L	1.0	0.65	1		06/03/22 21:45	75-00-3	
Chloroform	ND	ug/L	0.50	0.43	1		06/03/22 21:45	67-66-3	
Chloromethane	ND	ug/L	1.0	0.54	1		06/03/22 21:45	74-87-3	
2-Chlorotoluene	ND	ug/L	0.50	0.32	1		06/03/22 21:45	95-49-8	
4-Chlorotoluene	ND	ug/L	0.50	0.32	1		06/03/22 21:45	106-43-4	
1,2-Dibromo-3-chloropropane	ND	ug/L	1.0	0.34	1		06/03/22 21:45	96-12-8	
Dibromochloromethane	ND	ug/L	0.50	0.36	1		06/03/22 21:45	124-48-1	
1,2-Dibromoethane (EDB)	ND	ug/L	0.50	0.27	1		06/03/22 21:45	106-93-4	
Dibromomethane	ND	ug/L	0.50	0.39	1		06/03/22 21:45	74-95-3	
1,2-Dichlorobenzene	ND	ug/L	0.50	0.34	1		06/03/22 21:45	95-50-1	
1,3-Dichlorobenzene	ND	ug/L	0.50	0.34	1		06/03/22 21:45	541-73-1	
1,4-Dichlorobenzene	ND	ug/L	0.50	0.33	1		06/03/22 21:45	106-46-7	
Dichlorodifluoromethane	ND	ug/L	0.50	0.35	1		06/03/22 21:45	75-71-8	
1,1-Dichloroethane	ND	ug/L	0.50	0.37	1		06/03/22 21:45	75-34-3	
1,2-Dichloroethane	ND	ug/L	0.50	0.32	1		06/03/22 21:45	107-06-2	
1,1-Dichloroethene	ND	ug/L	0.50	0.35	1		06/03/22 21:45	75-35-4	
cis-1,2-Dichloroethene	ND	ug/L	0.50	0.38	1		06/03/22 21:45	156-59-2	
trans-1,2-Dichloroethene	ND	ug/L	0.50	0.40	1		06/03/22 21:45	156-60-5	
1,2-Dichloropropane	ND	ug/L	0.50	0.36	1		06/03/22 21:45	78-87-5	
1,3-Dichloropropane	ND	ug/L	0.50	0.28	1		06/03/22 21:45	142-28-9	

REPORT OF LABORATORY ANALYSIS

This report shall not be reproduced, except in full,
without the written consent of Pace Analytical Services, LLC.

Pace Analytical Services, LLC
9800 Kincey Ave. Suite 100
Huntersville, NC 28078
(704)875-9092

ANALYTICAL RESULTS

Project: CPC HUNTERVILLE 60639876
Pace Project No.: 92607679

Sample: MW-04D **Lab ID: 92607679021** Collected: 06/02/22 12:20 Received: 06/02/22 16:30 Matrix: Water

Parameters	Results	Units	Report Limit	MDL	DF	Prepared	Analyzed	CAS No.	Qual
6200B MSV	Analytical Method: SM 6200B Pace Analytical Services - Charlotte								
2,2-Dichloropropane	ND	ug/L	0.50	0.39	1		06/03/22 21:45	594-20-7	
1,1-Dichloropropene	ND	ug/L	0.50	0.43	1		06/03/22 21:45	563-58-6	
cis-1,3-Dichloropropene	ND	ug/L	0.50	0.36	1		06/03/22 21:45	10061-01-5	
trans-1,3-Dichloropropene	ND	ug/L	0.50	0.36	1		06/03/22 21:45	10061-02-6	
Diisopropyl ether	ND	ug/L	0.50	0.31	1		06/03/22 21:45	108-20-3	
Ethylbenzene	ND	ug/L	0.50	0.30	1		06/03/22 21:45	100-41-4	
Hexachloro-1,3-butadiene	ND	ug/L	2.0	1.5	1		06/03/22 21:45	87-68-3	
Isopropylbenzene (Cumene)	ND	ug/L	0.50	0.33	1		06/03/22 21:45	98-82-8	
Methylene Chloride	ND	ug/L	2.0	2.0	1		06/03/22 21:45	75-09-2	
Methyl-tert-butyl ether	ND	ug/L	0.50	0.42	1		06/03/22 21:45	1634-04-4	
Naphthalene	ND	ug/L	2.0	0.64	1		06/03/22 21:45	91-20-3	
n-Propylbenzene	ND	ug/L	0.50	0.34	1		06/03/22 21:45	103-65-1	
Styrene	ND	ug/L	0.50	0.29	1		06/03/22 21:45	100-42-5	
1,1,1,2-Tetrachloroethane	ND	ug/L	0.50	0.31	1		06/03/22 21:45	630-20-6	
1,1,2,2-Tetrachloroethane	ND	ug/L	0.50	0.22	1		06/03/22 21:45	79-34-5	
Tetrachloroethene	ND	ug/L	0.50	0.29	1		06/03/22 21:45	127-18-4	
Toluene	ND	ug/L	0.50	0.48	1		06/03/22 21:45	108-88-3	
1,2,3-Trichlorobenzene	ND	ug/L	2.0	0.81	1		06/03/22 21:45	87-61-6	
1,2,4-Trichlorobenzene	ND	ug/L	2.0	0.64	1		06/03/22 21:45	120-82-1	
1,1,1-Trichloroethane	ND	ug/L	0.50	0.33	1		06/03/22 21:45	71-55-6	
1,1,2-Trichloroethane	ND	ug/L	0.50	0.32	1		06/03/22 21:45	79-00-5	
Trichloroethene	ND	ug/L	0.50	0.38	1		06/03/22 21:45	79-01-6	
Trichlorofluoromethane	ND	ug/L	1.0	0.30	1		06/03/22 21:45	75-69-4	
1,2,3-Trichloropropane	ND	ug/L	0.50	0.26	1		06/03/22 21:45	96-18-4	
1,2,4-Trimethylbenzene	ND	ug/L	0.50	0.50	1		06/03/22 21:45	95-63-6	
1,3,5-Trimethylbenzene	ND	ug/L	0.50	0.33	1		06/03/22 21:45	108-67-8	
Vinyl chloride	ND	ug/L	1.0	0.39	1		06/03/22 21:45	75-01-4	
m&p-Xylene	ND	ug/L	1.0	0.71	1		06/03/22 21:45	179601-23-1	
o-Xylene	ND	ug/L	0.50	0.34	1		06/03/22 21:45	95-47-6	
Surrogates									
1,2-Dichloroethane-d4 (S)	103	%	70-130		1		06/03/22 21:45	17060-07-0	
4-Bromofluorobenzene (S)	95	%	70-130		1		06/03/22 21:45	460-00-4	
Toluene-d8 (S)	98	%	70-130		1		06/03/22 21:45	2037-26-5	

REPORT OF LABORATORY ANALYSIS

This report shall not be reproduced, except in full,
without the written consent of Pace Analytical Services, LLC.

Pace Analytical Services, LLC
9800 Kincey Ave. Suite 100
Huntersville, NC 28078
(704)875-9092

ANALYTICAL RESULTS

Project: CPC HUNTERVILLE 60639876
Pace Project No.: 92607679

Sample: MW-27 **Lab ID: 92607679022** Collected: 06/02/22 14:10 Received: 06/02/22 16:30 Matrix: Water

Parameters	Results	Units	Report Limit	MDL	DF	Prepared	Analyzed	CAS No.	Qual
VPH NC Water	Analytical Method: MADEP VPH Pace Analytical Services - Charlotte								
Total VPH (C5-C12)	ND	ug/L	50.0	50.0	1		06/07/22 05:36		N2
Aliphatic (C05-C08)	ND	ug/L	50.0	50.0	1		06/07/22 05:36		N2
Aliphatic(C09-C12) Adjusted	ND	ug/L	50.0	50.0	1		06/07/22 05:36		N2
Aromatic (C09-C10)	ND	ug/L	50.0	50.0	1		06/07/22 05:36		N2
Surrogates									
4-Bromofluorobenzene (FID) (S)	97	%	70-130		1		06/07/22 05:36	460-00-4	
4-Bromofluorobenzene (PID) (S)	80	%	70-130		1		06/07/22 05:36	460-00-4	
6020 MET ICPMS	Analytical Method: EPA 6020B Preparation Method: EPA 3005A Pace Analytical Services - Peachtree Corners, GA								
Lead	**2.6J**	ug/L	5.0	0.89	1	06/03/22 14:47	06/07/22 18:39	7439-92-1	
6200B MSV	Analytical Method: SM 6200B Pace Analytical Services - Charlotte								
Benzene	ND	ug/L	0.50	0.34	1		06/03/22 23:54	71-43-2	
Bromobenzene	ND	ug/L	0.50	0.29	1		06/03/22 23:54	108-86-1	
Bromochloromethane	ND	ug/L	0.50	0.47	1		06/03/22 23:54	74-97-5	
Bromodichloromethane	ND	ug/L	0.50	0.31	1		06/03/22 23:54	75-27-4	
Bromoform	ND	ug/L	0.50	0.34	1		06/03/22 23:54	75-25-2	
Bromomethane	ND	ug/L	5.0	1.7	1		06/03/22 23:54	74-83-9	
n-Butylbenzene	ND	ug/L	0.50	0.49	1		06/03/22 23:54	104-51-8	
sec-Butylbenzene	ND	ug/L	0.50	0.40	1		06/03/22 23:54	135-98-8	
tert-Butylbenzene	ND	ug/L	0.50	0.32	1		06/03/22 23:54	98-06-6	
Carbon tetrachloride	ND	ug/L	0.50	0.33	1		06/03/22 23:54	56-23-5	
Chlorobenzene	ND	ug/L	0.50	0.28	1		06/03/22 23:54	108-90-7	
Chloroethane	ND	ug/L	1.0	0.65	1		06/03/22 23:54	75-00-3	
Chloroform	ND	ug/L	0.50	0.43	1		06/03/22 23:54	67-66-3	
Chloromethane	ND	ug/L	1.0	0.54	1		06/03/22 23:54	74-87-3	
2-Chlorotoluene	ND	ug/L	0.50	0.32	1		06/03/22 23:54	95-49-8	
4-Chlorotoluene	ND	ug/L	0.50	0.32	1		06/03/22 23:54	106-43-4	
1,2-Dibromo-3-chloropropane	ND	ug/L	1.0	0.34	1		06/03/22 23:54	96-12-8	
Dibromochloromethane	ND	ug/L	0.50	0.36	1		06/03/22 23:54	124-48-1	
1,2-Dibromoethane (EDB)	ND	ug/L	0.50	0.27	1		06/03/22 23:54	106-93-4	
Dibromomethane	ND	ug/L	0.50	0.39	1		06/03/22 23:54	74-95-3	
1,2-Dichlorobenzene	ND	ug/L	0.50	0.34	1		06/03/22 23:54	95-50-1	
1,3-Dichlorobenzene	ND	ug/L	0.50	0.34	1		06/03/22 23:54	541-73-1	
1,4-Dichlorobenzene	ND	ug/L	0.50	0.33	1		06/03/22 23:54	106-46-7	
Dichlorodifluoromethane	ND	ug/L	0.50	0.35	1		06/03/22 23:54	75-71-8	
1,1-Dichloroethane	ND	ug/L	0.50	0.37	1		06/03/22 23:54	75-34-3	
1,2-Dichloroethane	ND	ug/L	0.50	0.32	1		06/03/22 23:54	107-06-2	
1,1-Dichloroethene	ND	ug/L	0.50	0.35	1		06/03/22 23:54	75-35-4	
cis-1,2-Dichloroethene	ND	ug/L	0.50	0.38	1		06/03/22 23:54	156-59-2	
trans-1,2-Dichloroethene	ND	ug/L	0.50	0.40	1		06/03/22 23:54	156-60-5	
1,2-Dichloropropane	ND	ug/L	0.50	0.36	1		06/03/22 23:54	78-87-5	
1,3-Dichloropropane	ND	ug/L	0.50	0.28	1		06/03/22 23:54	142-28-9	

REPORT OF LABORATORY ANALYSIS

This report shall not be reproduced, except in full,
without the written consent of Pace Analytical Services, LLC.

Pace Analytical Services, LLC
9800 Kincey Ave. Suite 100
Huntersville, NC 28078
(704)875-9092

ANALYTICAL RESULTS

Project: CPC HUNTERVILLE 60639876
Pace Project No.: 92607679

Sample: MW-27 **Lab ID: 92607679022** Collected: 06/02/22 14:10 Received: 06/02/22 16:30 Matrix: Water

Parameters	Results	Units	Report Limit	MDL	DF	Prepared	Analyzed	CAS No.	Qual
6200B MSV	Analytical Method: SM 6200B Pace Analytical Services - Charlotte								
2,2-Dichloropropane	ND	ug/L	0.50	0.39	1		06/03/22 23:54	594-20-7	
1,1-Dichloropropene	ND	ug/L	0.50	0.43	1		06/03/22 23:54	563-58-6	
cis-1,3-Dichloropropene	ND	ug/L	0.50	0.36	1		06/03/22 23:54	10061-01-5	
trans-1,3-Dichloropropene	ND	ug/L	0.50	0.36	1		06/03/22 23:54	10061-02-6	
Diisopropyl ether	ND	ug/L	0.50	0.31	1		06/03/22 23:54	108-20-3	
Ethylbenzene	ND	ug/L	0.50	0.30	1		06/03/22 23:54	100-41-4	
Hexachloro-1,3-butadiene	ND	ug/L	2.0	1.5	1		06/03/22 23:54	87-68-3	
Isopropylbenzene (Cumene)	ND	ug/L	0.50	0.33	1		06/03/22 23:54	98-82-8	
Methylene Chloride	ND	ug/L	2.0	2.0	1		06/03/22 23:54	75-09-2	
Methyl-tert-butyl ether	ND	ug/L	0.50	0.42	1		06/03/22 23:54	1634-04-4	
Naphthalene	ND	ug/L	2.0	0.64	1		06/03/22 23:54	91-20-3	
n-Propylbenzene	ND	ug/L	0.50	0.34	1		06/03/22 23:54	103-65-1	
Styrene	ND	ug/L	0.50	0.29	1		06/03/22 23:54	100-42-5	
1,1,1,2-Tetrachloroethane	ND	ug/L	0.50	0.31	1		06/03/22 23:54	630-20-6	
1,1,2,2-Tetrachloroethane	ND	ug/L	0.50	0.22	1		06/03/22 23:54	79-34-5	
Tetrachloroethene	ND	ug/L	0.50	0.29	1		06/03/22 23:54	127-18-4	
Toluene	ND	ug/L	0.50	0.48	1		06/03/22 23:54	108-88-3	
1,2,3-Trichlorobenzene	ND	ug/L	2.0	0.81	1		06/03/22 23:54	87-61-6	
1,2,4-Trichlorobenzene	ND	ug/L	2.0	0.64	1		06/03/22 23:54	120-82-1	
1,1,1-Trichloroethane	ND	ug/L	0.50	0.33	1		06/03/22 23:54	71-55-6	
1,1,2-Trichloroethane	ND	ug/L	0.50	0.32	1		06/03/22 23:54	79-00-5	
Trichloroethene	ND	ug/L	0.50	0.38	1		06/03/22 23:54	79-01-6	
Trichlorofluoromethane	ND	ug/L	1.0	0.30	1		06/03/22 23:54	75-69-4	
1,2,3-Trichloropropane	ND	ug/L	0.50	0.26	1		06/03/22 23:54	96-18-4	
1,2,4-Trimethylbenzene	ND	ug/L	0.50	0.50	1		06/03/22 23:54	95-63-6	
1,3,5-Trimethylbenzene	ND	ug/L	0.50	0.33	1		06/03/22 23:54	108-67-8	
Vinyl chloride	ND	ug/L	1.0	0.39	1		06/03/22 23:54	75-01-4	
m&p-Xylene	ND	ug/L	1.0	0.71	1		06/03/22 23:54	179601-23-1	
o-Xylene	ND	ug/L	0.50	0.34	1		06/03/22 23:54	95-47-6	
Surrogates									
1,2-Dichloroethane-d4 (S)	103	%	70-130		1		06/03/22 23:54	17060-07-0	
4-Bromofluorobenzene (S)	94	%	70-130		1		06/03/22 23:54	460-00-4	
Toluene-d8 (S)	98	%	70-130		1		06/03/22 23:54	2037-26-5	

REPORT OF LABORATORY ANALYSIS

This report shall not be reproduced, except in full,
without the written consent of Pace Analytical Services, LLC.

Pace Analytical Services, LLC
9800 Kincey Ave. Suite 100
Huntersville, NC 28078
(704)875-9092

ANALYTICAL RESULTS

Project: CPC HUNTERVILLE 60639876
Pace Project No.: 92607679

Sample: MW-35 **Lab ID: 92607679023** Collected: 06/02/22 15:00 Received: 06/02/22 16:30 Matrix: Water

Parameters	Results	Units	Report Limit	MDL	DF	Prepared	Analyzed	CAS No.	Qual
VPH NC Water	Analytical Method: MADEP VPH Pace Analytical Services - Charlotte								
Total VPH (C5-C12)	ND	ug/L	50.0	50.0	1		06/07/22 06:04		N2
Aliphatic (C05-C08)	ND	ug/L	50.0	50.0	1		06/07/22 06:04		N2
Aliphatic(C09-C12) Adjusted	ND	ug/L	50.0	50.0	1		06/07/22 06:04		N2
Aromatic (C09-C10)	ND	ug/L	50.0	50.0	1		06/07/22 06:04		N2
Surrogates									
4-Bromofluorobenzene (FID) (S)	99	%	70-130		1		06/07/22 06:04	460-00-4	
4-Bromofluorobenzene (PID) (S)	81	%	70-130		1		06/07/22 06:04	460-00-4	
6020 MET ICPMS	Analytical Method: EPA 6020B Preparation Method: EPA 3005A Pace Analytical Services - Peachtree Corners, GA								
Lead	**1.6J**	ug/L	5.0	0.89	1	06/03/22 14:47	06/07/22 18:45	7439-92-1	
6200B MSV	Analytical Method: SM 6200B Pace Analytical Services - Charlotte								
Benzene	ND	ug/L	0.50	0.34	1		06/03/22 22:04	71-43-2	
Bromobenzene	ND	ug/L	0.50	0.29	1		06/03/22 22:04	108-86-1	
Bromochloromethane	ND	ug/L	0.50	0.47	1		06/03/22 22:04	74-97-5	
Bromodichloromethane	ND	ug/L	0.50	0.31	1		06/03/22 22:04	75-27-4	
Bromoform	ND	ug/L	0.50	0.34	1		06/03/22 22:04	75-25-2	
Bromomethane	ND	ug/L	5.0	1.7	1		06/03/22 22:04	74-83-9	
n-Butylbenzene	ND	ug/L	0.50	0.49	1		06/03/22 22:04	104-51-8	
sec-Butylbenzene	ND	ug/L	0.50	0.40	1		06/03/22 22:04	135-98-8	
tert-Butylbenzene	ND	ug/L	0.50	0.32	1		06/03/22 22:04	98-06-6	
Carbon tetrachloride	ND	ug/L	0.50	0.33	1		06/03/22 22:04	56-23-5	
Chlorobenzene	ND	ug/L	0.50	0.28	1		06/03/22 22:04	108-90-7	
Chloroethane	ND	ug/L	1.0	0.65	1		06/03/22 22:04	75-00-3	
Chloroform	ND	ug/L	0.50	0.43	1		06/03/22 22:04	67-66-3	
Chloromethane	ND	ug/L	1.0	0.54	1		06/03/22 22:04	74-87-3	
2-Chlorotoluene	ND	ug/L	0.50	0.32	1		06/03/22 22:04	95-49-8	
4-Chlorotoluene	ND	ug/L	0.50	0.32	1		06/03/22 22:04	106-43-4	
1,2-Dibromo-3-chloropropane	ND	ug/L	1.0	0.34	1		06/03/22 22:04	96-12-8	
Dibromochloromethane	ND	ug/L	0.50	0.36	1		06/03/22 22:04	124-48-1	
1,2-Dibromoethane (EDB)	ND	ug/L	0.50	0.27	1		06/03/22 22:04	106-93-4	
Dibromomethane	ND	ug/L	0.50	0.39	1		06/03/22 22:04	74-95-3	
1,2-Dichlorobenzene	ND	ug/L	0.50	0.34	1		06/03/22 22:04	95-50-1	
1,3-Dichlorobenzene	ND	ug/L	0.50	0.34	1		06/03/22 22:04	541-73-1	
1,4-Dichlorobenzene	ND	ug/L	0.50	0.33	1		06/03/22 22:04	106-46-7	
Dichlorodifluoromethane	ND	ug/L	0.50	0.35	1		06/03/22 22:04	75-71-8	
1,1-Dichloroethane	ND	ug/L	0.50	0.37	1		06/03/22 22:04	75-34-3	
1,2-Dichloroethane	ND	ug/L	0.50	0.32	1		06/03/22 22:04	107-06-2	
1,1-Dichloroethene	ND	ug/L	0.50	0.35	1		06/03/22 22:04	75-35-4	
cis-1,2-Dichloroethene	ND	ug/L	0.50	0.38	1		06/03/22 22:04	156-59-2	
trans-1,2-Dichloroethene	ND	ug/L	0.50	0.40	1		06/03/22 22:04	156-60-5	
1,2-Dichloropropane	ND	ug/L	0.50	0.36	1		06/03/22 22:04	78-87-5	
1,3-Dichloropropane	ND	ug/L	0.50	0.28	1		06/03/22 22:04	142-28-9	

REPORT OF LABORATORY ANALYSIS

This report shall not be reproduced, except in full,
without the written consent of Pace Analytical Services, LLC.

Pace Analytical Services, LLC
9800 Kincey Ave. Suite 100
Huntersville, NC 28078
(704)875-9092

ANALYTICAL RESULTS

Project: CPC HUNTERVILLE 60639876
Pace Project No.: 92607679

Sample: MW-35 **Lab ID: 92607679023** Collected: 06/02/22 15:00 Received: 06/02/22 16:30 Matrix: Water

Parameters	Results	Units	Report Limit	MDL	DF	Prepared	Analyzed	CAS No.	Qual
6200B MSV	Analytical Method: SM 6200B Pace Analytical Services - Charlotte								
2,2-Dichloropropane	ND	ug/L	0.50	0.39	1		06/03/22 22:04	594-20-7	
1,1-Dichloropropene	ND	ug/L	0.50	0.43	1		06/03/22 22:04	563-58-6	
cis-1,3-Dichloropropene	ND	ug/L	0.50	0.36	1		06/03/22 22:04	10061-01-5	
trans-1,3-Dichloropropene	ND	ug/L	0.50	0.36	1		06/03/22 22:04	10061-02-6	
Diisopropyl ether	ND	ug/L	0.50	0.31	1		06/03/22 22:04	108-20-3	
Ethylbenzene	ND	ug/L	0.50	0.30	1		06/03/22 22:04	100-41-4	
Hexachloro-1,3-butadiene	ND	ug/L	2.0	1.5	1		06/03/22 22:04	87-68-3	
Isopropylbenzene (Cumene)	ND	ug/L	0.50	0.33	1		06/03/22 22:04	98-82-8	
Methylene Chloride	ND	ug/L	2.0	2.0	1		06/03/22 22:04	75-09-2	
Methyl-tert-butyl ether	ND	ug/L	0.50	0.42	1		06/03/22 22:04	1634-04-4	
Naphthalene	ND	ug/L	2.0	0.64	1		06/03/22 22:04	91-20-3	
n-Propylbenzene	ND	ug/L	0.50	0.34	1		06/03/22 22:04	103-65-1	
Styrene	ND	ug/L	0.50	0.29	1		06/03/22 22:04	100-42-5	
1,1,1,2-Tetrachloroethane	ND	ug/L	0.50	0.31	1		06/03/22 22:04	630-20-6	
1,1,2,2-Tetrachloroethane	ND	ug/L	0.50	0.22	1		06/03/22 22:04	79-34-5	
Tetrachloroethene	ND	ug/L	0.50	0.29	1		06/03/22 22:04	127-18-4	
Toluene	ND	ug/L	0.50	0.48	1		06/03/22 22:04	108-88-3	
1,2,3-Trichlorobenzene	ND	ug/L	2.0	0.81	1		06/03/22 22:04	87-61-6	
1,2,4-Trichlorobenzene	ND	ug/L	2.0	0.64	1		06/03/22 22:04	120-82-1	
1,1,1-Trichloroethane	ND	ug/L	0.50	0.33	1		06/03/22 22:04	71-55-6	
1,1,2-Trichloroethane	ND	ug/L	0.50	0.32	1		06/03/22 22:04	79-00-5	
Trichloroethene	ND	ug/L	0.50	0.38	1		06/03/22 22:04	79-01-6	
Trichlorofluoromethane	ND	ug/L	1.0	0.30	1		06/03/22 22:04	75-69-4	
1,2,3-Trichloropropane	ND	ug/L	0.50	0.26	1		06/03/22 22:04	96-18-4	
1,2,4-Trimethylbenzene	ND	ug/L	0.50	0.50	1		06/03/22 22:04	95-63-6	
1,3,5-Trimethylbenzene	ND	ug/L	0.50	0.33	1		06/03/22 22:04	108-67-8	
Vinyl chloride	ND	ug/L	1.0	0.39	1		06/03/22 22:04	75-01-4	
m&p-Xylene	ND	ug/L	1.0	0.71	1		06/03/22 22:04	179601-23-1	
o-Xylene	ND	ug/L	0.50	0.34	1		06/03/22 22:04	95-47-6	
Surrogates									
1,2-Dichloroethane-d4 (S)	102	%	70-130		1		06/03/22 22:04	17060-07-0	
4-Bromofluorobenzene (S)	95	%	70-130		1		06/03/22 22:04	460-00-4	
Toluene-d8 (S)	99	%	70-130		1		06/03/22 22:04	2037-26-5	

REPORT OF LABORATORY ANALYSIS

This report shall not be reproduced, except in full,
without the written consent of Pace Analytical Services, LLC.

Pace Analytical Services, LLC
9800 Kincey Ave. Suite 100
Huntersville, NC 28078
(704)875-9092

ANALYTICAL RESULTS

Project: CPC HUNTERVILLE 60639876
Pace Project No.: 92607679

Sample: MW-43 **Lab ID: 92607679024** Collected: 06/02/22 15:15 Received: 06/02/22 16:30 Matrix: Water

Parameters	Results	Units	Report Limit	MDL	DF	Prepared	Analyzed	CAS No.	Qual
VPH NC Water	Analytical Method: MADEP VPH Pace Analytical Services - Charlotte								
Total VPH (C5-C12)	ND	ug/L	50.0	50.0	1		06/07/22 06:33		N2
Aliphatic (C05-C08)	ND	ug/L	50.0	50.0	1		06/07/22 06:33		N2
Aliphatic(C09-C12) Adjusted	ND	ug/L	50.0	50.0	1		06/07/22 06:33		N2
Aromatic (C09-C10)	ND	ug/L	50.0	50.0	1		06/07/22 06:33		N2
Surrogates									
4-Bromofluorobenzene (FID) (S)	97	%	70-130		1		06/07/22 06:33	460-00-4	
4-Bromofluorobenzene (PID) (S)	81	%	70-130		1		06/07/22 06:33	460-00-4	
6020 MET ICPMS	Analytical Method: EPA 6020B Preparation Method: EPA 3005A Pace Analytical Services - Peachtree Corners, GA								
Lead	ND	ug/L	5.0	0.89	1	06/03/22 14:47	06/07/22 18:51	7439-92-1	
6200B MSV	Analytical Method: SM 6200B Pace Analytical Services - Charlotte								
Benzene	ND	ug/L	0.50	0.34	1		06/04/22 00:12	71-43-2	
Bromobenzene	ND	ug/L	0.50	0.29	1		06/04/22 00:12	108-86-1	
Bromochloromethane	ND	ug/L	0.50	0.47	1		06/04/22 00:12	74-97-5	M1
Bromodichloromethane	ND	ug/L	0.50	0.31	1		06/04/22 00:12	75-27-4	
Bromoform	ND	ug/L	0.50	0.34	1		06/04/22 00:12	75-25-2	
Bromomethane	ND	ug/L	5.0	1.7	1		06/04/22 00:12	74-83-9	
n-Butylbenzene	ND	ug/L	0.50	0.49	1		06/04/22 00:12	104-51-8	
sec-Butylbenzene	ND	ug/L	0.50	0.40	1		06/04/22 00:12	135-98-8	
tert-Butylbenzene	ND	ug/L	0.50	0.32	1		06/04/22 00:12	98-06-6	
Carbon tetrachloride	ND	ug/L	0.50	0.33	1		06/04/22 00:12	56-23-5	
Chlorobenzene	ND	ug/L	0.50	0.28	1		06/04/22 00:12	108-90-7	
Chloroethane	ND	ug/L	1.0	0.65	1		06/04/22 00:12	75-00-3	M1
Chloroform	ND	ug/L	0.50	0.43	1		06/04/22 00:12	67-66-3	M1
Chloromethane	ND	ug/L	1.0	0.54	1		06/04/22 00:12	74-87-3	M1
2-Chlorotoluene	ND	ug/L	0.50	0.32	1		06/04/22 00:12	95-49-8	
4-Chlorotoluene	ND	ug/L	0.50	0.32	1		06/04/22 00:12	106-43-4	
1,2-Dibromo-3-chloropropane	ND	ug/L	1.0	0.34	1		06/04/22 00:12	96-12-8	
Dibromochloromethane	ND	ug/L	0.50	0.36	1		06/04/22 00:12	124-48-1	
1,2-Dibromoethane (EDB)	ND	ug/L	0.50	0.27	1		06/04/22 00:12	106-93-4	M1
Dibromomethane	ND	ug/L	0.50	0.39	1		06/04/22 00:12	74-95-3	
1,2-Dichlorobenzene	ND	ug/L	0.50	0.34	1		06/04/22 00:12	95-50-1	
1,3-Dichlorobenzene	ND	ug/L	0.50	0.34	1		06/04/22 00:12	541-73-1	
1,4-Dichlorobenzene	ND	ug/L	0.50	0.33	1		06/04/22 00:12	106-46-7	
Dichlorodifluoromethane	ND	ug/L	0.50	0.35	1		06/04/22 00:12	75-71-8	M1
1,1-Dichloroethane	ND	ug/L	0.50	0.37	1		06/04/22 00:12	75-34-3	M1
1,2-Dichloroethane	ND	ug/L	0.50	0.32	1		06/04/22 00:12	107-06-2	M1
1,1-Dichloroethene	ND	ug/L	0.50	0.35	1		06/04/22 00:12	75-35-4	M1
cis-1,2-Dichloroethene	ND	ug/L	0.50	0.38	1		06/04/22 00:12	156-59-2	M1
trans-1,2-Dichloroethene	ND	ug/L	0.50	0.40	1		06/04/22 00:12	156-60-5	M1
1,2-Dichloropropane	ND	ug/L	0.50	0.36	1		06/04/22 00:12	78-87-5	M1
1,3-Dichloropropane	ND	ug/L	0.50	0.28	1		06/04/22 00:12	142-28-9	M1

REPORT OF LABORATORY ANALYSIS

This report shall not be reproduced, except in full,
without the written consent of Pace Analytical Services, LLC.

Pace Analytical Services, LLC
9800 Kincey Ave. Suite 100
Huntersville, NC 28078
(704)875-9092

ANALYTICAL RESULTS

Project: CPC HUNTERVILLE 60639876
Pace Project No.: 92607679

Sample: MW-43 **Lab ID: 92607679024** Collected: 06/02/22 15:15 Received: 06/02/22 16:30 Matrix: Water

Parameters	Results	Units	Report Limit	MDL	DF	Prepared	Analyzed	CAS No.	Qual
6200B MSV	Analytical Method: SM 6200B Pace Analytical Services - Charlotte								
2,2-Dichloropropane	ND	ug/L	0.50	0.39	1		06/04/22 00:12	594-20-7	M1
1,1-Dichloropropene	ND	ug/L	0.50	0.43	1		06/04/22 00:12	563-58-6	M1
cis-1,3-Dichloropropene	ND	ug/L	0.50	0.36	1		06/04/22 00:12	10061-01-5	M1
trans-1,3-Dichloropropene	ND	ug/L	0.50	0.36	1		06/04/22 00:12	10061-02-6	
Diisopropyl ether	ND	ug/L	0.50	0.31	1		06/04/22 00:12	108-20-3	M1
Ethylbenzene	ND	ug/L	0.50	0.30	1		06/04/22 00:12	100-41-4	
Hexachloro-1,3-butadiene	ND	ug/L	2.0	1.5	1		06/04/22 00:12	87-68-3	
Isopropylbenzene (Cumene)	ND	ug/L	0.50	0.33	1		06/04/22 00:12	98-82-8	
Methylene Chloride	ND	ug/L	2.0	2.0	1		06/04/22 00:12	75-09-2	M1
Methyl-tert-butyl ether	ND	ug/L	0.50	0.42	1		06/04/22 00:12	1634-04-4	M1
Naphthalene	ND	ug/L	2.0	0.64	1		06/04/22 00:12	91-20-3	
n-Propylbenzene	ND	ug/L	0.50	0.34	1		06/04/22 00:12	103-65-1	
Styrene	ND	ug/L	0.50	0.29	1		06/04/22 00:12	100-42-5	M1
1,1,1,2-Tetrachloroethane	ND	ug/L	0.50	0.31	1		06/04/22 00:12	630-20-6	
1,1,2,2-Tetrachloroethane	ND	ug/L	0.50	0.22	1		06/04/22 00:12	79-34-5	
Tetrachloroethene	ND	ug/L	0.50	0.29	1		06/04/22 00:12	127-18-4	
Toluene	ND	ug/L	0.50	0.48	1		06/04/22 00:12	108-88-3	
1,2,3-Trichlorobenzene	ND	ug/L	2.0	0.81	1		06/04/22 00:12	87-61-6	
1,2,4-Trichlorobenzene	ND	ug/L	2.0	0.64	1		06/04/22 00:12	120-82-1	
1,1,1-Trichloroethane	ND	ug/L	0.50	0.33	1		06/04/22 00:12	71-55-6	M1
1,1,2-Trichloroethane	ND	ug/L	0.50	0.32	1		06/04/22 00:12	79-00-5	M1
Trichloroethene	ND	ug/L	0.50	0.38	1		06/04/22 00:12	79-01-6	M1
Trichlorofluoromethane	**0.62J**	ug/L	1.0	0.30	1		06/04/22 00:12	75-69-4	M1
1,2,3-Trichloropropane	ND	ug/L	0.50	0.26	1		06/04/22 00:12	96-18-4	
1,2,4-Trimethylbenzene	ND	ug/L	0.50	0.50	1		06/04/22 00:12	95-63-6	
1,3,5-Trimethylbenzene	ND	ug/L	0.50	0.33	1		06/04/22 00:12	108-67-8	
Vinyl chloride	ND	ug/L	1.0	0.39	1		06/04/22 00:12	75-01-4	M1
m&p-Xylene	ND	ug/L	1.0	0.71	1		06/04/22 00:12	179601-23-1	
o-Xylene	ND	ug/L	0.50	0.34	1		06/04/22 00:12	95-47-6	
Surrogates									
1,2-Dichloroethane-d4 (S)	104	%	70-130		1		06/04/22 00:12	17060-07-0	
4-Bromofluorobenzene (S)	95	%	70-130		1		06/04/22 00:12	460-00-4	
Toluene-d8 (S)	98	%	70-130		1		06/04/22 00:12	2037-26-5	

REPORT OF LABORATORY ANALYSIS

This report shall not be reproduced, except in full,
without the written consent of Pace Analytical Services, LLC.

Pace Analytical Services, LLC
9800 Kincey Ave. Suite 100
Huntersville, NC 28078
(704)875-9092

ANALYTICAL RESULTS

Project: CPC HUNTERVILLE 60639876
Pace Project No.: 92607679

Sample: MW-59 **Lab ID: 92607679025** Collected: 06/02/22 15:20 Received: 06/02/22 16:30 Matrix: Water

Parameters	Results	Units	Report Limit	MDL	DF	Prepared	Analyzed	CAS No.	Qual
VPH NC Water	Analytical Method: MADEP VPH Pace Analytical Services - Charlotte								
Total VPH (C5-C12)	ND	ug/L	50.0	50.0	1		06/07/22 07:02		N2
Aliphatic (C05-C08)	ND	ug/L	50.0	50.0	1		06/07/22 07:02		N2
Aliphatic(C09-C12) Adjusted	ND	ug/L	50.0	50.0	1		06/07/22 07:02		N2
Aromatic (C09-C10)	ND	ug/L	50.0	50.0	1		06/07/22 07:02		N2
Surrogates									
4-Bromofluorobenzene (FID) (S)	104	%	70-130		1		06/07/22 07:02	460-00-4	
4-Bromofluorobenzene (PID) (S)	84	%	70-130		1		06/07/22 07:02	460-00-4	
6020 MET ICPMS	Analytical Method: EPA 6020B Preparation Method: EPA 3005A Pace Analytical Services - Peachtree Corners, GA								
Lead	ND	ug/L	5.0	0.89	1	06/03/22 14:47	06/07/22 18:57	7439-92-1	
6200B MSV	Analytical Method: SM 6200B Pace Analytical Services - Charlotte								
Benzene	ND	ug/L	0.50	0.34	1		06/03/22 22:22	71-43-2	
Bromobenzene	ND	ug/L	0.50	0.29	1		06/03/22 22:22	108-86-1	
Bromochloromethane	ND	ug/L	0.50	0.47	1		06/03/22 22:22	74-97-5	
Bromodichloromethane	ND	ug/L	0.50	0.31	1		06/03/22 22:22	75-27-4	
Bromoform	ND	ug/L	0.50	0.34	1		06/03/22 22:22	75-25-2	
Bromomethane	ND	ug/L	5.0	1.7	1		06/03/22 22:22	74-83-9	
n-Butylbenzene	ND	ug/L	0.50	0.49	1		06/03/22 22:22	104-51-8	
sec-Butylbenzene	ND	ug/L	0.50	0.40	1		06/03/22 22:22	135-98-8	
tert-Butylbenzene	ND	ug/L	0.50	0.32	1		06/03/22 22:22	98-06-6	
Carbon tetrachloride	ND	ug/L	0.50	0.33	1		06/03/22 22:22	56-23-5	
Chlorobenzene	ND	ug/L	0.50	0.28	1		06/03/22 22:22	108-90-7	
Chloroethane	ND	ug/L	1.0	0.65	1		06/03/22 22:22	75-00-3	
Chloroform	ND	ug/L	0.50	0.43	1		06/03/22 22:22	67-66-3	
Chloromethane	ND	ug/L	1.0	0.54	1		06/03/22 22:22	74-87-3	
2-Chlorotoluene	ND	ug/L	0.50	0.32	1		06/03/22 22:22	95-49-8	
4-Chlorotoluene	ND	ug/L	0.50	0.32	1		06/03/22 22:22	106-43-4	
1,2-Dibromo-3-chloropropane	ND	ug/L	1.0	0.34	1		06/03/22 22:22	96-12-8	
Dibromochloromethane	ND	ug/L	0.50	0.36	1		06/03/22 22:22	124-48-1	
1,2-Dibromoethane (EDB)	ND	ug/L	0.50	0.27	1		06/03/22 22:22	106-93-4	
Dibromomethane	ND	ug/L	0.50	0.39	1		06/03/22 22:22	74-95-3	
1,2-Dichlorobenzene	ND	ug/L	0.50	0.34	1		06/03/22 22:22	95-50-1	
1,3-Dichlorobenzene	ND	ug/L	0.50	0.34	1		06/03/22 22:22	541-73-1	
1,4-Dichlorobenzene	ND	ug/L	0.50	0.33	1		06/03/22 22:22	106-46-7	
Dichlorodifluoromethane	ND	ug/L	0.50	0.35	1		06/03/22 22:22	75-71-8	
1,1-Dichloroethane	ND	ug/L	0.50	0.37	1		06/03/22 22:22	75-34-3	
1,2-Dichloroethane	ND	ug/L	0.50	0.32	1		06/03/22 22:22	107-06-2	
1,1-Dichloroethene	ND	ug/L	0.50	0.35	1		06/03/22 22:22	75-35-4	
cis-1,2-Dichloroethene	ND	ug/L	0.50	0.38	1		06/03/22 22:22	156-59-2	
trans-1,2-Dichloroethene	ND	ug/L	0.50	0.40	1		06/03/22 22:22	156-60-5	
1,2-Dichloropropane	ND	ug/L	0.50	0.36	1		06/03/22 22:22	78-87-5	
1,3-Dichloropropane	ND	ug/L	0.50	0.28	1		06/03/22 22:22	142-28-9	

REPORT OF LABORATORY ANALYSIS

This report shall not be reproduced, except in full,
without the written consent of Pace Analytical Services, LLC.

Pace Analytical Services, LLC
9800 Kincey Ave. Suite 100
Huntersville, NC 28078
(704)875-9092

ANALYTICAL RESULTS

Project: CPC HUNTERVILLE 60639876
Pace Project No.: 92607679

Sample: MW-59 **Lab ID: 92607679025** Collected: 06/02/22 15:20 Received: 06/02/22 16:30 Matrix: Water

Parameters	Results	Units	Report Limit	MDL	DF	Prepared	Analyzed	CAS No.	Qual
6200B MSV	Analytical Method: SM 6200B Pace Analytical Services - Charlotte								
2,2-Dichloropropane	ND	ug/L	0.50	0.39	1		06/03/22 22:22	594-20-7	
1,1-Dichloropropene	ND	ug/L	0.50	0.43	1		06/03/22 22:22	563-58-6	
cis-1,3-Dichloropropene	ND	ug/L	0.50	0.36	1		06/03/22 22:22	10061-01-5	
trans-1,3-Dichloropropene	ND	ug/L	0.50	0.36	1		06/03/22 22:22	10061-02-6	
Diisopropyl ether	ND	ug/L	0.50	0.31	1		06/03/22 22:22	108-20-3	
Ethylbenzene	ND	ug/L	0.50	0.30	1		06/03/22 22:22	100-41-4	
Hexachloro-1,3-butadiene	ND	ug/L	2.0	1.5	1		06/03/22 22:22	87-68-3	
Isopropylbenzene (Cumene)	ND	ug/L	0.50	0.33	1		06/03/22 22:22	98-82-8	
Methylene Chloride	ND	ug/L	2.0	2.0	1		06/03/22 22:22	75-09-2	
Methyl-tert-butyl ether	ND	ug/L	0.50	0.42	1		06/03/22 22:22	1634-04-4	
Naphthalene	ND	ug/L	2.0	0.64	1		06/03/22 22:22	91-20-3	
n-Propylbenzene	ND	ug/L	0.50	0.34	1		06/03/22 22:22	103-65-1	
Styrene	ND	ug/L	0.50	0.29	1		06/03/22 22:22	100-42-5	
1,1,1,2-Tetrachloroethane	ND	ug/L	0.50	0.31	1		06/03/22 22:22	630-20-6	
1,1,2,2-Tetrachloroethane	ND	ug/L	0.50	0.22	1		06/03/22 22:22	79-34-5	
Tetrachloroethene	ND	ug/L	0.50	0.29	1		06/03/22 22:22	127-18-4	
Toluene	ND	ug/L	0.50	0.48	1		06/03/22 22:22	108-88-3	
1,2,3-Trichlorobenzene	ND	ug/L	2.0	0.81	1		06/03/22 22:22	87-61-6	
1,2,4-Trichlorobenzene	ND	ug/L	2.0	0.64	1		06/03/22 22:22	120-82-1	
1,1,1-Trichloroethane	ND	ug/L	0.50	0.33	1		06/03/22 22:22	71-55-6	
1,1,2-Trichloroethane	ND	ug/L	0.50	0.32	1		06/03/22 22:22	79-00-5	
Trichloroethene	ND	ug/L	0.50	0.38	1		06/03/22 22:22	79-01-6	
Trichlorofluoromethane	ND	ug/L	1.0	0.30	1		06/03/22 22:22	75-69-4	
1,2,3-Trichloropropane	ND	ug/L	0.50	0.26	1		06/03/22 22:22	96-18-4	
1,2,4-Trimethylbenzene	ND	ug/L	0.50	0.50	1		06/03/22 22:22	95-63-6	
1,3,5-Trimethylbenzene	ND	ug/L	0.50	0.33	1		06/03/22 22:22	108-67-8	
Vinyl chloride	ND	ug/L	1.0	0.39	1		06/03/22 22:22	75-01-4	
m&p-Xylene	ND	ug/L	1.0	0.71	1		06/03/22 22:22	179601-23-1	
o-Xylene	ND	ug/L	0.50	0.34	1		06/03/22 22:22	95-47-6	
Surrogates									
1,2-Dichloroethane-d4 (S)	103	%	70-130		1		06/03/22 22:22	17060-07-0	
4-Bromofluorobenzene (S)	96	%	70-130		1		06/03/22 22:22	460-00-4	
Toluene-d8 (S)	99	%	70-130		1		06/03/22 22:22	2037-26-5	

REPORT OF LABORATORY ANALYSIS

This report shall not be reproduced, except in full,
without the written consent of Pace Analytical Services, LLC.

Pace Analytical Services, LLC
9800 Kincey Ave. Suite 100
Huntersville, NC 28078
(704)875-9092

ANALYTICAL RESULTS

Project: CPC HUNTERVILLE 60639876
Pace Project No.: 92607679

Sample: DUP-1-20220602 **Lab ID: 92607679026** Collected: 06/02/22 00:00 Received: 06/02/22 16:30 Matrix: Water

Parameters	Results	Units	Report Limit	MDL	DF	Prepared	Analyzed	CAS No.	Qual
VPH NC Water	Analytical Method: MADEP VPH Pace Analytical Services - Charlotte								
Total VPH (C5-C12)	ND	ug/L	50.0	50.0	1		06/07/22 07:31		N2
Aliphatic (C05-C08)	ND	ug/L	50.0	50.0	1		06/07/22 07:31		N2
Aliphatic(C09-C12) Adjusted	ND	ug/L	50.0	50.0	1		06/07/22 07:31		N2
Aromatic (C09-C10)	ND	ug/L	50.0	50.0	1		06/07/22 07:31		N2
Surrogates									
4-Bromofluorobenzene (FID) (S)	105	%	70-130		1		06/07/22 07:31	460-00-4	
4-Bromofluorobenzene (PID) (S)	84	%	70-130		1		06/07/22 07:31	460-00-4	
6020 MET ICPMS	Analytical Method: EPA 6020B Preparation Method: EPA 3005A Pace Analytical Services - Peachtree Corners, GA								
Lead	ND	ug/L	5.0	0.89	1	06/03/22 14:47	06/07/22 19:15	7439-92-1	
6200B MSV	Analytical Method: SM 6200B Pace Analytical Services - Charlotte								
Benzene	ND	ug/L	0.50	0.34	1		06/04/22 00:31	71-43-2	
Bromobenzene	ND	ug/L	0.50	0.29	1		06/04/22 00:31	108-86-1	
Bromochloromethane	ND	ug/L	0.50	0.47	1		06/04/22 00:31	74-97-5	
Bromodichloromethane	ND	ug/L	0.50	0.31	1		06/04/22 00:31	75-27-4	
Bromoform	ND	ug/L	0.50	0.34	1		06/04/22 00:31	75-25-2	
Bromomethane	ND	ug/L	5.0	1.7	1		06/04/22 00:31	74-83-9	
n-Butylbenzene	ND	ug/L	0.50	0.49	1		06/04/22 00:31	104-51-8	
sec-Butylbenzene	ND	ug/L	0.50	0.40	1		06/04/22 00:31	135-98-8	
tert-Butylbenzene	ND	ug/L	0.50	0.32	1		06/04/22 00:31	98-06-6	
Carbon tetrachloride	ND	ug/L	0.50	0.33	1		06/04/22 00:31	56-23-5	
Chlorobenzene	ND	ug/L	0.50	0.28	1		06/04/22 00:31	108-90-7	
Chloroethane	ND	ug/L	1.0	0.65	1		06/04/22 00:31	75-00-3	
Chloroform	ND	ug/L	0.50	0.43	1		06/04/22 00:31	67-66-3	
Chloromethane	ND	ug/L	1.0	0.54	1		06/04/22 00:31	74-87-3	
2-Chlorotoluene	ND	ug/L	0.50	0.32	1		06/04/22 00:31	95-49-8	
4-Chlorotoluene	ND	ug/L	0.50	0.32	1		06/04/22 00:31	106-43-4	
1,2-Dibromo-3-chloropropane	ND	ug/L	1.0	0.34	1		06/04/22 00:31	96-12-8	
Dibromochloromethane	ND	ug/L	0.50	0.36	1		06/04/22 00:31	124-48-1	
1,2-Dibromoethane (EDB)	ND	ug/L	0.50	0.27	1		06/04/22 00:31	106-93-4	
Dibromomethane	ND	ug/L	0.50	0.39	1		06/04/22 00:31	74-95-3	
1,2-Dichlorobenzene	ND	ug/L	0.50	0.34	1		06/04/22 00:31	95-50-1	
1,3-Dichlorobenzene	ND	ug/L	0.50	0.34	1		06/04/22 00:31	541-73-1	
1,4-Dichlorobenzene	ND	ug/L	0.50	0.33	1		06/04/22 00:31	106-46-7	
Dichlorodifluoromethane	ND	ug/L	0.50	0.35	1		06/04/22 00:31	75-71-8	
1,1-Dichloroethane	ND	ug/L	0.50	0.37	1		06/04/22 00:31	75-34-3	
1,2-Dichloroethane	ND	ug/L	0.50	0.32	1		06/04/22 00:31	107-06-2	
1,1-Dichloroethene	ND	ug/L	0.50	0.35	1		06/04/22 00:31	75-35-4	
cis-1,2-Dichloroethene	ND	ug/L	0.50	0.38	1		06/04/22 00:31	156-59-2	
trans-1,2-Dichloroethene	ND	ug/L	0.50	0.40	1		06/04/22 00:31	156-60-5	
1,2-Dichloropropane	ND	ug/L	0.50	0.36	1		06/04/22 00:31	78-87-5	
1,3-Dichloropropane	ND	ug/L	0.50	0.28	1		06/04/22 00:31	142-28-9	

REPORT OF LABORATORY ANALYSIS

This report shall not be reproduced, except in full,
without the written consent of Pace Analytical Services, LLC.

Pace Analytical Services, LLC
9800 Kincey Ave. Suite 100
Huntersville, NC 28078
(704)875-9092

ANALYTICAL RESULTS

Project: CPC HUNTERVILLE 60639876
Pace Project No.: 92607679

Sample: DUP-1-20220602 **Lab ID: 92607679026** Collected: 06/02/22 00:00 Received: 06/02/22 16:30 Matrix: Water

Parameters	Results	Units	Report Limit	MDL	DF	Prepared	Analyzed	CAS No.	Qual
6200B MSV	Analytical Method: SM 6200B Pace Analytical Services - Charlotte								
2,2-Dichloropropane	ND	ug/L	0.50	0.39	1		06/04/22 00:31	594-20-7	
1,1-Dichloropropene	ND	ug/L	0.50	0.43	1		06/04/22 00:31	563-58-6	
cis-1,3-Dichloropropene	ND	ug/L	0.50	0.36	1		06/04/22 00:31	10061-01-5	
trans-1,3-Dichloropropene	ND	ug/L	0.50	0.36	1		06/04/22 00:31	10061-02-6	
Diisopropyl ether	ND	ug/L	0.50	0.31	1		06/04/22 00:31	108-20-3	
Ethylbenzene	ND	ug/L	0.50	0.30	1		06/04/22 00:31	100-41-4	
Hexachloro-1,3-butadiene	ND	ug/L	2.0	1.5	1		06/04/22 00:31	87-68-3	
Isopropylbenzene (Cumene)	ND	ug/L	0.50	0.33	1		06/04/22 00:31	98-82-8	
Methylene Chloride	ND	ug/L	2.0	2.0	1		06/04/22 00:31	75-09-2	
Methyl-tert-butyl ether	ND	ug/L	0.50	0.42	1		06/04/22 00:31	1634-04-4	
Naphthalene	ND	ug/L	2.0	0.64	1		06/04/22 00:31	91-20-3	
n-Propylbenzene	ND	ug/L	0.50	0.34	1		06/04/22 00:31	103-65-1	
Styrene	ND	ug/L	0.50	0.29	1		06/04/22 00:31	100-42-5	
1,1,1,2-Tetrachloroethane	ND	ug/L	0.50	0.31	1		06/04/22 00:31	630-20-6	
1,1,2,2-Tetrachloroethane	ND	ug/L	0.50	0.22	1		06/04/22 00:31	79-34-5	
Tetrachloroethene	ND	ug/L	0.50	0.29	1		06/04/22 00:31	127-18-4	
Toluene	ND	ug/L	0.50	0.48	1		06/04/22 00:31	108-88-3	
1,2,3-Trichlorobenzene	ND	ug/L	2.0	0.81	1		06/04/22 00:31	87-61-6	
1,2,4-Trichlorobenzene	ND	ug/L	2.0	0.64	1		06/04/22 00:31	120-82-1	
1,1,1-Trichloroethane	ND	ug/L	0.50	0.33	1		06/04/22 00:31	71-55-6	
1,1,2-Trichloroethane	ND	ug/L	0.50	0.32	1		06/04/22 00:31	79-00-5	
Trichloroethene	ND	ug/L	0.50	0.38	1		06/04/22 00:31	79-01-6	
Trichlorofluoromethane	ND	ug/L	1.0	0.30	1		06/04/22 00:31	75-69-4	
1,2,3-Trichloropropane	ND	ug/L	0.50	0.26	1		06/04/22 00:31	96-18-4	
1,2,4-Trimethylbenzene	ND	ug/L	0.50	0.50	1		06/04/22 00:31	95-63-6	
1,3,5-Trimethylbenzene	ND	ug/L	0.50	0.33	1		06/04/22 00:31	108-67-8	
Vinyl chloride	ND	ug/L	1.0	0.39	1		06/04/22 00:31	75-01-4	
m&p-Xylene	ND	ug/L	1.0	0.71	1		06/04/22 00:31	179601-23-1	
o-Xylene	ND	ug/L	0.50	0.34	1		06/04/22 00:31	95-47-6	
Surrogates									
1,2-Dichloroethane-d4 (S)	104	%	70-130		1		06/04/22 00:31	17060-07-0	
4-Bromofluorobenzene (S)	95	%	70-130		1		06/04/22 00:31	460-00-4	
Toluene-d8 (S)	98	%	70-130		1		06/04/22 00:31	2037-26-5	

REPORT OF LABORATORY ANALYSIS

This report shall not be reproduced, except in full,
without the written consent of Pace Analytical Services, LLC.

Pace Analytical Services, LLC
9800 Kincey Ave. Suite 100
Huntersville, NC 28078
(704)875-9092

ANALYTICAL RESULTS

Project: CPC HUNTERVILLE 60639876
Pace Project No.: 92607679

Sample: DUP-2-20220602 **Lab ID: 92607679027** Collected: 06/02/22 00:00 Received: 06/02/22 16:30 Matrix: Water

Parameters	Results	Units	Report Limit	MDL	DF	Prepared	Analyzed	CAS No.	Qual
VPH NC Water	Analytical Method: MADEP VPH Pace Analytical Services - Charlotte								
Total VPH (C5-C12)	ND	ug/L	50.0	50.0	1		06/07/22 08:00		N2
Aliphatic (C05-C08)	ND	ug/L	50.0	50.0	1		06/07/22 08:00		N2
Aliphatic(C09-C12) Adjusted	ND	ug/L	50.0	50.0	1		06/07/22 08:00		N2
Aromatic (C09-C10)	ND	ug/L	50.0	50.0	1		06/07/22 08:00		N2
Surrogates									
4-Bromofluorobenzene (FID) (S)	100	%	70-130		1		06/07/22 08:00	460-00-4	
4-Bromofluorobenzene (PID) (S)	81	%	70-130		1		06/07/22 08:00	460-00-4	
6020 MET ICPMS	Analytical Method: EPA 6020B Preparation Method: EPA 3005A Pace Analytical Services - Peachtree Corners, GA								
Lead	ND	ug/L	5.0	0.89	1	06/03/22 14:47	06/07/22 19:21	7439-92-1	
6200B MSV	Analytical Method: SM 6200B Pace Analytical Services - Charlotte								
Benzene	ND	ug/L	0.50	0.34	1		06/04/22 00:49	71-43-2	
Bromobenzene	ND	ug/L	0.50	0.29	1		06/04/22 00:49	108-86-1	
Bromochloromethane	ND	ug/L	0.50	0.47	1		06/04/22 00:49	74-97-5	
Bromodichloromethane	ND	ug/L	0.50	0.31	1		06/04/22 00:49	75-27-4	
Bromoform	ND	ug/L	0.50	0.34	1		06/04/22 00:49	75-25-2	
Bromomethane	ND	ug/L	5.0	1.7	1		06/04/22 00:49	74-83-9	
n-Butylbenzene	ND	ug/L	0.50	0.49	1		06/04/22 00:49	104-51-8	
sec-Butylbenzene	ND	ug/L	0.50	0.40	1		06/04/22 00:49	135-98-8	
tert-Butylbenzene	ND	ug/L	0.50	0.32	1		06/04/22 00:49	98-06-6	
Carbon tetrachloride	ND	ug/L	0.50	0.33	1		06/04/22 00:49	56-23-5	
Chlorobenzene	ND	ug/L	0.50	0.28	1		06/04/22 00:49	108-90-7	
Chloroethane	ND	ug/L	1.0	0.65	1		06/04/22 00:49	75-00-3	
Chloroform	ND	ug/L	0.50	0.43	1		06/04/22 00:49	67-66-3	
Chloromethane	ND	ug/L	1.0	0.54	1		06/04/22 00:49	74-87-3	
2-Chlorotoluene	ND	ug/L	0.50	0.32	1		06/04/22 00:49	95-49-8	
4-Chlorotoluene	ND	ug/L	0.50	0.32	1		06/04/22 00:49	106-43-4	
1,2-Dibromo-3-chloropropane	ND	ug/L	1.0	0.34	1		06/04/22 00:49	96-12-8	
Dibromochloromethane	ND	ug/L	0.50	0.36	1		06/04/22 00:49	124-48-1	
1,2-Dibromoethane (EDB)	ND	ug/L	0.50	0.27	1		06/04/22 00:49	106-93-4	
Dibromomethane	ND	ug/L	0.50	0.39	1		06/04/22 00:49	74-95-3	
1,2-Dichlorobenzene	ND	ug/L	0.50	0.34	1		06/04/22 00:49	95-50-1	
1,3-Dichlorobenzene	ND	ug/L	0.50	0.34	1		06/04/22 00:49	541-73-1	
1,4-Dichlorobenzene	ND	ug/L	0.50	0.33	1		06/04/22 00:49	106-46-7	
Dichlorodifluoromethane	ND	ug/L	0.50	0.35	1		06/04/22 00:49	75-71-8	
1,1-Dichloroethane	ND	ug/L	0.50	0.37	1		06/04/22 00:49	75-34-3	
1,2-Dichloroethane	ND	ug/L	0.50	0.32	1		06/04/22 00:49	107-06-2	
1,1-Dichloroethene	ND	ug/L	0.50	0.35	1		06/04/22 00:49	75-35-4	
cis-1,2-Dichloroethene	ND	ug/L	0.50	0.38	1		06/04/22 00:49	156-59-2	
trans-1,2-Dichloroethene	ND	ug/L	0.50	0.40	1		06/04/22 00:49	156-60-5	
1,2-Dichloropropane	ND	ug/L	0.50	0.36	1		06/04/22 00:49	78-87-5	
1,3-Dichloropropane	ND	ug/L	0.50	0.28	1		06/04/22 00:49	142-28-9	

REPORT OF LABORATORY ANALYSIS

This report shall not be reproduced, except in full,
without the written consent of Pace Analytical Services, LLC.

Pace Analytical Services, LLC
9800 Kincey Ave. Suite 100
Huntersville, NC 28078
(704)875-9092

ANALYTICAL RESULTS

Project: CPC HUNTERVILLE 60639876
Pace Project No.: 92607679

Sample: DUP-2-20220602 **Lab ID: 92607679027** Collected: 06/02/22 00:00 Received: 06/02/22 16:30 Matrix: Water

Parameters	Results	Units	Report Limit	MDL	DF	Prepared	Analyzed	CAS No.	Qual
6200B MSV	Analytical Method: SM 6200B Pace Analytical Services - Charlotte								
2,2-Dichloropropane	ND	ug/L	0.50	0.39	1		06/04/22 00:49	594-20-7	
1,1-Dichloropropene	ND	ug/L	0.50	0.43	1		06/04/22 00:49	563-58-6	
cis-1,3-Dichloropropene	ND	ug/L	0.50	0.36	1		06/04/22 00:49	10061-01-5	
trans-1,3-Dichloropropene	ND	ug/L	0.50	0.36	1		06/04/22 00:49	10061-02-6	
Diisopropyl ether	ND	ug/L	0.50	0.31	1		06/04/22 00:49	108-20-3	
Ethylbenzene	ND	ug/L	0.50	0.30	1		06/04/22 00:49	100-41-4	
Hexachloro-1,3-butadiene	ND	ug/L	2.0	1.5	1		06/04/22 00:49	87-68-3	
Isopropylbenzene (Cumene)	ND	ug/L	0.50	0.33	1		06/04/22 00:49	98-82-8	
Methylene Chloride	ND	ug/L	2.0	2.0	1		06/04/22 00:49	75-09-2	
Methyl-tert-butyl ether	ND	ug/L	0.50	0.42	1		06/04/22 00:49	1634-04-4	
Naphthalene	ND	ug/L	2.0	0.64	1		06/04/22 00:49	91-20-3	
n-Propylbenzene	ND	ug/L	0.50	0.34	1		06/04/22 00:49	103-65-1	
Styrene	ND	ug/L	0.50	0.29	1		06/04/22 00:49	100-42-5	
1,1,1,2-Tetrachloroethane	ND	ug/L	0.50	0.31	1		06/04/22 00:49	630-20-6	
1,1,2,2-Tetrachloroethane	ND	ug/L	0.50	0.22	1		06/04/22 00:49	79-34-5	
Tetrachloroethene	ND	ug/L	0.50	0.29	1		06/04/22 00:49	127-18-4	
Toluene	ND	ug/L	0.50	0.48	1		06/04/22 00:49	108-88-3	
1,2,3-Trichlorobenzene	ND	ug/L	2.0	0.81	1		06/04/22 00:49	87-61-6	
1,2,4-Trichlorobenzene	ND	ug/L	2.0	0.64	1		06/04/22 00:49	120-82-1	
1,1,1-Trichloroethane	ND	ug/L	0.50	0.33	1		06/04/22 00:49	71-55-6	
1,1,2-Trichloroethane	ND	ug/L	0.50	0.32	1		06/04/22 00:49	79-00-5	
Trichloroethene	ND	ug/L	0.50	0.38	1		06/04/22 00:49	79-01-6	
Trichlorofluoromethane	ND	ug/L	1.0	0.30	1		06/04/22 00:49	75-69-4	
1,2,3-Trichloropropane	ND	ug/L	0.50	0.26	1		06/04/22 00:49	96-18-4	
1,2,4-Trimethylbenzene	ND	ug/L	0.50	0.50	1		06/04/22 00:49	95-63-6	
1,3,5-Trimethylbenzene	ND	ug/L	0.50	0.33	1		06/04/22 00:49	108-67-8	
Vinyl chloride	ND	ug/L	1.0	0.39	1		06/04/22 00:49	75-01-4	
m&p-Xylene	ND	ug/L	1.0	0.71	1		06/04/22 00:49	179601-23-1	
o-Xylene	ND	ug/L	0.50	0.34	1		06/04/22 00:49	95-47-6	
Surrogates									
1,2-Dichloroethane-d4 (S)	104	%	70-130		1		06/04/22 00:49	17060-07-0	
4-Bromofluorobenzene (S)	95	%	70-130		1		06/04/22 00:49	460-00-4	
Toluene-d8 (S)	99	%	70-130		1		06/04/22 00:49	2037-26-5	

REPORT OF LABORATORY ANALYSIS

This report shall not be reproduced, except in full,
without the written consent of Pace Analytical Services, LLC.

Pace Analytical Services, LLC
9800 Kincey Ave. Suite 100
Huntersville, NC 28078
(704)875-9092

ANALYTICAL RESULTS

Project: CPC HUNTERVILLE 60639876
Pace Project No.: 92607679

Sample: EB-1-20220602 **Lab ID: 92607679028** Collected: 06/02/22 15:00 Received: 06/02/22 16:30 Matrix: Water

Parameters	Results	Units	Report Limit	MDL	DF	Prepared	Analyzed	CAS No.	Qual
VPH NC Water	Analytical Method: MADEP VPH Pace Analytical Services - Charlotte								
Total VPH (C5-C12)	ND	ug/L	50.0	50.0	1		06/07/22 08:29		N2
Aliphatic (C05-C08)	ND	ug/L	50.0	50.0	1		06/07/22 08:29		N2
Aliphatic(C09-C12) Adjusted	ND	ug/L	50.0	50.0	1		06/07/22 08:29		N2
Aromatic (C09-C10)	ND	ug/L	50.0	50.0	1		06/07/22 08:29		N2
Surrogates									
4-Bromofluorobenzene (FID) (S)	99	%	70-130		1		06/07/22 08:29	460-00-4	
4-Bromofluorobenzene (PID) (S)	81	%	70-130		1		06/07/22 08:29	460-00-4	
6020 MET ICPMS	Analytical Method: EPA 6020B Preparation Method: EPA 3005A Pace Analytical Services - Peachtree Corners, GA								
Lead	ND	ug/L	5.0	0.89	1	06/03/22 14:47	06/07/22 19:27	7439-92-1	
6200B MSV	Analytical Method: SM 6200B Pace Analytical Services - Charlotte								
Benzene	ND	ug/L	0.50	0.34	1		06/03/22 19:18	71-43-2	
Bromobenzene	ND	ug/L	0.50	0.29	1		06/03/22 19:18	108-86-1	
Bromochloromethane	ND	ug/L	0.50	0.47	1		06/03/22 19:18	74-97-5	
Bromodichloromethane	ND	ug/L	0.50	0.31	1		06/03/22 19:18	75-27-4	
Bromoform	ND	ug/L	0.50	0.34	1		06/03/22 19:18	75-25-2	
Bromomethane	ND	ug/L	5.0	1.7	1		06/03/22 19:18	74-83-9	
n-Butylbenzene	ND	ug/L	0.50	0.49	1		06/03/22 19:18	104-51-8	
sec-Butylbenzene	ND	ug/L	0.50	0.40	1		06/03/22 19:18	135-98-8	
tert-Butylbenzene	ND	ug/L	0.50	0.32	1		06/03/22 19:18	98-06-6	
Carbon tetrachloride	ND	ug/L	0.50	0.33	1		06/03/22 19:18	56-23-5	
Chlorobenzene	ND	ug/L	0.50	0.28	1		06/03/22 19:18	108-90-7	
Chloroethane	ND	ug/L	1.0	0.65	1		06/03/22 19:18	75-00-3	
Chloroform	ND	ug/L	0.50	0.43	1		06/03/22 19:18	67-66-3	
Chloromethane	ND	ug/L	1.0	0.54	1		06/03/22 19:18	74-87-3	
2-Chlorotoluene	ND	ug/L	0.50	0.32	1		06/03/22 19:18	95-49-8	
4-Chlorotoluene	ND	ug/L	0.50	0.32	1		06/03/22 19:18	106-43-4	
1,2-Dibromo-3-chloropropane	ND	ug/L	1.0	0.34	1		06/03/22 19:18	96-12-8	
Dibromochloromethane	ND	ug/L	0.50	0.36	1		06/03/22 19:18	124-48-1	
1,2-Dibromoethane (EDB)	ND	ug/L	0.50	0.27	1		06/03/22 19:18	106-93-4	
Dibromomethane	ND	ug/L	0.50	0.39	1		06/03/22 19:18	74-95-3	
1,2-Dichlorobenzene	ND	ug/L	0.50	0.34	1		06/03/22 19:18	95-50-1	
1,3-Dichlorobenzene	ND	ug/L	0.50	0.34	1		06/03/22 19:18	541-73-1	
1,4-Dichlorobenzene	ND	ug/L	0.50	0.33	1		06/03/22 19:18	106-46-7	
Dichlorodifluoromethane	ND	ug/L	0.50	0.35	1		06/03/22 19:18	75-71-8	
1,1-Dichloroethane	ND	ug/L	0.50	0.37	1		06/03/22 19:18	75-34-3	
1,2-Dichloroethane	ND	ug/L	0.50	0.32	1		06/03/22 19:18	107-06-2	
1,1-Dichloroethene	ND	ug/L	0.50	0.35	1		06/03/22 19:18	75-35-4	
cis-1,2-Dichloroethene	ND	ug/L	0.50	0.38	1		06/03/22 19:18	156-59-2	
trans-1,2-Dichloroethene	ND	ug/L	0.50	0.40	1		06/03/22 19:18	156-60-5	
1,2-Dichloropropane	ND	ug/L	0.50	0.36	1		06/03/22 19:18	78-87-5	
1,3-Dichloropropane	ND	ug/L	0.50	0.28	1		06/03/22 19:18	142-28-9	

REPORT OF LABORATORY ANALYSIS

This report shall not be reproduced, except in full,
without the written consent of Pace Analytical Services, LLC.

Pace Analytical Services, LLC
9800 Kincey Ave. Suite 100
Huntersville, NC 28078
(704)875-9092

ANALYTICAL RESULTS

Project: CPC HUNTERVILLE 60639876
Pace Project No.: 92607679

Sample: EB-1-20220602 **Lab ID: 92607679028** Collected: 06/02/22 15:00 Received: 06/02/22 16:30 Matrix: Water

Parameters	Results	Units	Report Limit	MDL	DF	Prepared	Analyzed	CAS No.	Qual
6200B MSV	Analytical Method: SM 6200B Pace Analytical Services - Charlotte								
2,2-Dichloropropane	ND	ug/L	0.50	0.39	1		06/03/22 19:18	594-20-7	
1,1-Dichloropropene	ND	ug/L	0.50	0.43	1		06/03/22 19:18	563-58-6	
cis-1,3-Dichloropropene	ND	ug/L	0.50	0.36	1		06/03/22 19:18	10061-01-5	
trans-1,3-Dichloropropene	ND	ug/L	0.50	0.36	1		06/03/22 19:18	10061-02-6	
Diisopropyl ether	ND	ug/L	0.50	0.31	1		06/03/22 19:18	108-20-3	
Ethylbenzene	ND	ug/L	0.50	0.30	1		06/03/22 19:18	100-41-4	
Hexachloro-1,3-butadiene	ND	ug/L	2.0	1.5	1		06/03/22 19:18	87-68-3	
Isopropylbenzene (Cumene)	ND	ug/L	0.50	0.33	1		06/03/22 19:18	98-82-8	
Methylene Chloride	**6.5**	ug/L	2.0	2.0	1		06/03/22 19:18	75-09-2	C9
Methyl-tert-butyl ether	ND	ug/L	0.50	0.42	1		06/03/22 19:18	1634-04-4	
Naphthalene	ND	ug/L	2.0	0.64	1		06/03/22 19:18	91-20-3	
n-Propylbenzene	ND	ug/L	0.50	0.34	1		06/03/22 19:18	103-65-1	
Styrene	ND	ug/L	0.50	0.29	1		06/03/22 19:18	100-42-5	
1,1,1,2-Tetrachloroethane	ND	ug/L	0.50	0.31	1		06/03/22 19:18	630-20-6	
1,1,2,2-Tetrachloroethane	ND	ug/L	0.50	0.22	1		06/03/22 19:18	79-34-5	
Tetrachloroethene	ND	ug/L	0.50	0.29	1		06/03/22 19:18	127-18-4	
Toluene	ND	ug/L	0.50	0.48	1		06/03/22 19:18	108-88-3	
1,2,3-Trichlorobenzene	ND	ug/L	2.0	0.81	1		06/03/22 19:18	87-61-6	
1,2,4-Trichlorobenzene	ND	ug/L	2.0	0.64	1		06/03/22 19:18	120-82-1	
1,1,1-Trichloroethane	ND	ug/L	0.50	0.33	1		06/03/22 19:18	71-55-6	
1,1,2-Trichloroethane	ND	ug/L	0.50	0.32	1		06/03/22 19:18	79-00-5	
Trichloroethene	ND	ug/L	0.50	0.38	1		06/03/22 19:18	79-01-6	
Trichlorofluoromethane	ND	ug/L	1.0	0.30	1		06/03/22 19:18	75-69-4	
1,2,3-Trichloropropane	ND	ug/L	0.50	0.26	1		06/03/22 19:18	96-18-4	
1,2,4-Trimethylbenzene	ND	ug/L	0.50	0.50	1		06/03/22 19:18	95-63-6	
1,3,5-Trimethylbenzene	ND	ug/L	0.50	0.33	1		06/03/22 19:18	108-67-8	
Vinyl chloride	ND	ug/L	1.0	0.39	1		06/03/22 19:18	75-01-4	
m&p-Xylene	ND	ug/L	1.0	0.71	1		06/03/22 19:18	179601-23-1	
o-Xylene	ND	ug/L	0.50	0.34	1		06/03/22 19:18	95-47-6	
Surrogates									
1,2-Dichloroethane-d4 (S)	100	%	70-130		1		06/03/22 19:18	17060-07-0	
4-Bromofluorobenzene (S)	95	%	70-130		1		06/03/22 19:18	460-00-4	
Toluene-d8 (S)	98	%	70-130		1		06/03/22 19:18	2037-26-5	

REPORT OF LABORATORY ANALYSIS

This report shall not be reproduced, except in full,
without the written consent of Pace Analytical Services, LLC.

Pace Analytical Services, LLC
9800 Kincey Ave. Suite 100
Huntersville, NC 28078
(704)875-9092

ANALYTICAL RESULTS

Project: CPC HUNTERVILLE 60639876
Pace Project No.: 92607679

Sample: EB-2-20220602 **Lab ID: 92607679029** Collected: 06/02/22 15:10 Received: 06/02/22 16:30 Matrix: Water

Parameters	Results	Units	Report Limit	MDL	DF	Prepared	Analyzed	CAS No.	Qual
VPH NC Water	Analytical Method: MADEP VPH Pace Analytical Services - Charlotte								
Total VPH (C5-C12)	ND	ug/L	50.0	50.0	1		06/07/22 08:57		N2
Aliphatic (C05-C08)	ND	ug/L	50.0	50.0	1		06/07/22 08:57		N2
Aliphatic(C09-C12) Adjusted	ND	ug/L	50.0	50.0	1		06/07/22 08:57		N2
Aromatic (C09-C10)	ND	ug/L	50.0	50.0	1		06/07/22 08:57		N2
Surrogates									
4-Bromofluorobenzene (FID) (S)	103	%	70-130		1		06/07/22 08:57	460-00-4	
4-Bromofluorobenzene (PID) (S)	83	%	70-130		1		06/07/22 08:57	460-00-4	
6020 MET ICPMS	Analytical Method: EPA 6020B Preparation Method: EPA 3005A Pace Analytical Services - Peachtree Corners, GA								
Lead	ND	ug/L	5.0	0.89	1	06/03/22 14:47	06/07/22 19:33	7439-92-1	
6200B MSV	Analytical Method: SM 6200B Pace Analytical Services - Charlotte								
Benzene	ND	ug/L	0.50	0.34	1		06/03/22 19:36	71-43-2	
Bromobenzene	ND	ug/L	0.50	0.29	1		06/03/22 19:36	108-86-1	
Bromochloromethane	ND	ug/L	0.50	0.47	1		06/03/22 19:36	74-97-5	
Bromodichloromethane	ND	ug/L	0.50	0.31	1		06/03/22 19:36	75-27-4	
Bromoform	ND	ug/L	0.50	0.34	1		06/03/22 19:36	75-25-2	
Bromomethane	ND	ug/L	5.0	1.7	1		06/03/22 19:36	74-83-9	
n-Butylbenzene	ND	ug/L	0.50	0.49	1		06/03/22 19:36	104-51-8	
sec-Butylbenzene	ND	ug/L	0.50	0.40	1		06/03/22 19:36	135-98-8	
tert-Butylbenzene	ND	ug/L	0.50	0.32	1		06/03/22 19:36	98-06-6	
Carbon tetrachloride	ND	ug/L	0.50	0.33	1		06/03/22 19:36	56-23-5	
Chlorobenzene	ND	ug/L	0.50	0.28	1		06/03/22 19:36	108-90-7	
Chloroethane	ND	ug/L	1.0	0.65	1		06/03/22 19:36	75-00-3	
Chloroform	ND	ug/L	0.50	0.43	1		06/03/22 19:36	67-66-3	
Chloromethane	ND	ug/L	1.0	0.54	1		06/03/22 19:36	74-87-3	
2-Chlorotoluene	ND	ug/L	0.50	0.32	1		06/03/22 19:36	95-49-8	
4-Chlorotoluene	ND	ug/L	0.50	0.32	1		06/03/22 19:36	106-43-4	
1,2-Dibromo-3-chloropropane	ND	ug/L	1.0	0.34	1		06/03/22 19:36	96-12-8	
Dibromochloromethane	ND	ug/L	0.50	0.36	1		06/03/22 19:36	124-48-1	
1,2-Dibromoethane (EDB)	ND	ug/L	0.50	0.27	1		06/03/22 19:36	106-93-4	
Dibromomethane	ND	ug/L	0.50	0.39	1		06/03/22 19:36	74-95-3	
1,2-Dichlorobenzene	ND	ug/L	0.50	0.34	1		06/03/22 19:36	95-50-1	
1,3-Dichlorobenzene	ND	ug/L	0.50	0.34	1		06/03/22 19:36	541-73-1	
1,4-Dichlorobenzene	ND	ug/L	0.50	0.33	1		06/03/22 19:36	106-46-7	
Dichlorodifluoromethane	ND	ug/L	0.50	0.35	1		06/03/22 19:36	75-71-8	
1,1-Dichloroethane	ND	ug/L	0.50	0.37	1		06/03/22 19:36	75-34-3	
1,2-Dichloroethane	ND	ug/L	0.50	0.32	1		06/03/22 19:36	107-06-2	
1,1-Dichloroethene	ND	ug/L	0.50	0.35	1		06/03/22 19:36	75-35-4	
cis-1,2-Dichloroethene	ND	ug/L	0.50	0.38	1		06/03/22 19:36	156-59-2	
trans-1,2-Dichloroethene	ND	ug/L	0.50	0.40	1		06/03/22 19:36	156-60-5	
1,2-Dichloropropane	ND	ug/L	0.50	0.36	1		06/03/22 19:36	78-87-5	
1,3-Dichloropropane	ND	ug/L	0.50	0.28	1		06/03/22 19:36	142-28-9	

REPORT OF LABORATORY ANALYSIS

This report shall not be reproduced, except in full,
without the written consent of Pace Analytical Services, LLC.

Pace Analytical Services, LLC
9800 Kincey Ave. Suite 100
Huntersville, NC 28078
(704)875-9092

ANALYTICAL RESULTS

Project: CPC HUNTERVILLE 60639876
Pace Project No.: 92607679

Sample: EB-2-20220602 **Lab ID: 92607679029** Collected: 06/02/22 15:10 Received: 06/02/22 16:30 Matrix: Water

Parameters	Results	Units	Report Limit	MDL	DF	Prepared	Analyzed	CAS No.	Qual
6200B MSV	Analytical Method: SM 6200B Pace Analytical Services - Charlotte								
2,2-Dichloropropane	ND	ug/L	0.50	0.39	1		06/03/22 19:36	594-20-7	
1,1-Dichloropropene	ND	ug/L	0.50	0.43	1		06/03/22 19:36	563-58-6	
cis-1,3-Dichloropropene	ND	ug/L	0.50	0.36	1		06/03/22 19:36	10061-01-5	
trans-1,3-Dichloropropene	ND	ug/L	0.50	0.36	1		06/03/22 19:36	10061-02-6	
Diisopropyl ether	ND	ug/L	0.50	0.31	1		06/03/22 19:36	108-20-3	
Ethylbenzene	ND	ug/L	0.50	0.30	1		06/03/22 19:36	100-41-4	
Hexachloro-1,3-butadiene	ND	ug/L	2.0	1.5	1		06/03/22 19:36	87-68-3	
Isopropylbenzene (Cumene)	ND	ug/L	0.50	0.33	1		06/03/22 19:36	98-82-8	
Methylene Chloride	**4.6**	ug/L	2.0	2.0	1		06/03/22 19:36	75-09-2	C9
Methyl-tert-butyl ether	ND	ug/L	0.50	0.42	1		06/03/22 19:36	1634-04-4	
Naphthalene	ND	ug/L	2.0	0.64	1		06/03/22 19:36	91-20-3	
n-Propylbenzene	ND	ug/L	0.50	0.34	1		06/03/22 19:36	103-65-1	
Styrene	ND	ug/L	0.50	0.29	1		06/03/22 19:36	100-42-5	
1,1,1,2-Tetrachloroethane	ND	ug/L	0.50	0.31	1		06/03/22 19:36	630-20-6	
1,1,2,2-Tetrachloroethane	ND	ug/L	0.50	0.22	1		06/03/22 19:36	79-34-5	
Tetrachloroethene	ND	ug/L	0.50	0.29	1		06/03/22 19:36	127-18-4	
Toluene	ND	ug/L	0.50	0.48	1		06/03/22 19:36	108-88-3	
1,2,3-Trichlorobenzene	ND	ug/L	2.0	0.81	1		06/03/22 19:36	87-61-6	
1,2,4-Trichlorobenzene	ND	ug/L	2.0	0.64	1		06/03/22 19:36	120-82-1	
1,1,1-Trichloroethane	ND	ug/L	0.50	0.33	1		06/03/22 19:36	71-55-6	
1,1,2-Trichloroethane	ND	ug/L	0.50	0.32	1		06/03/22 19:36	79-00-5	
Trichloroethene	ND	ug/L	0.50	0.38	1		06/03/22 19:36	79-01-6	
Trichlorofluoromethane	ND	ug/L	1.0	0.30	1		06/03/22 19:36	75-69-4	
1,2,3-Trichloropropane	ND	ug/L	0.50	0.26	1		06/03/22 19:36	96-18-4	
1,2,4-Trimethylbenzene	ND	ug/L	0.50	0.50	1		06/03/22 19:36	95-63-6	
1,3,5-Trimethylbenzene	ND	ug/L	0.50	0.33	1		06/03/22 19:36	108-67-8	
Vinyl chloride	ND	ug/L	1.0	0.39	1		06/03/22 19:36	75-01-4	
m&p-Xylene	ND	ug/L	1.0	0.71	1		06/03/22 19:36	179601-23-1	
o-Xylene	ND	ug/L	0.50	0.34	1		06/03/22 19:36	95-47-6	
Surrogates									
1,2-Dichloroethane-d4 (S)	100	%	70-130		1		06/03/22 19:36	17060-07-0	
4-Bromofluorobenzene (S)	95	%	70-130		1		06/03/22 19:36	460-00-4	
Toluene-d8 (S)	99	%	70-130		1		06/03/22 19:36	2037-26-5	

REPORT OF LABORATORY ANALYSIS

This report shall not be reproduced, except in full,
without the written consent of Pace Analytical Services, LLC.

Pace Analytical Services, LLC
9800 Kincey Ave. Suite 100
Huntersville, NC 28078
(704)875-9092

ANALYTICAL RESULTS

Project: CPC HUNTERVILLE 60639876
Pace Project No.: 92607679

Sample: FB-1-20220602 **Lab ID: 92607679030** Collected: 06/02/22 14:40 Received: 06/02/22 16:30 Matrix: Water

Parameters	Results	Units	Report Limit	MDL	DF	Prepared	Analyzed	CAS No.	Qual
VPH NC Water	Analytical Method: MADEP VPH Pace Analytical Services - Charlotte								
Total VPH (C5-C12)	ND	ug/L	50.0	50.0	1		06/07/22 09:26		N2
Aliphatic (C05-C08)	ND	ug/L	50.0	50.0	1		06/07/22 09:26		N2
Aliphatic(C09-C12) Adjusted	ND	ug/L	50.0	50.0	1		06/07/22 09:26		N2
Aromatic (C09-C10)	ND	ug/L	50.0	50.0	1		06/07/22 09:26		N2
Surrogates									
4-Bromofluorobenzene (FID) (S)	99	%	70-130		1		06/07/22 09:26	460-00-4	
4-Bromofluorobenzene (PID) (S)	80	%	70-130		1		06/07/22 09:26	460-00-4	
6200B MSV	Analytical Method: SM 6200B Pace Analytical Services - Charlotte								
Benzene	ND	ug/L	0.50	0.34	1		06/03/22 19:55	71-43-2	
Bromobenzene	ND	ug/L	0.50	0.29	1		06/03/22 19:55	108-86-1	
Bromochloromethane	ND	ug/L	0.50	0.47	1		06/03/22 19:55	74-97-5	
Bromodichloromethane	ND	ug/L	0.50	0.31	1		06/03/22 19:55	75-27-4	
Bromoform	ND	ug/L	0.50	0.34	1		06/03/22 19:55	75-25-2	
Bromomethane	ND	ug/L	5.0	1.7	1		06/03/22 19:55	74-83-9	
n-Butylbenzene	ND	ug/L	0.50	0.49	1		06/03/22 19:55	104-51-8	
sec-Butylbenzene	ND	ug/L	0.50	0.40	1		06/03/22 19:55	135-98-8	
tert-Butylbenzene	ND	ug/L	0.50	0.32	1		06/03/22 19:55	98-06-6	
Carbon tetrachloride	ND	ug/L	0.50	0.33	1		06/03/22 19:55	56-23-5	
Chlorobenzene	ND	ug/L	0.50	0.28	1		06/03/22 19:55	108-90-7	
Chloroethane	ND	ug/L	1.0	0.65	1		06/03/22 19:55	75-00-3	
Chloroform	ND	ug/L	0.50	0.43	1		06/03/22 19:55	67-66-3	
Chloromethane	ND	ug/L	1.0	0.54	1		06/03/22 19:55	74-87-3	
2-Chlorotoluene	ND	ug/L	0.50	0.32	1		06/03/22 19:55	95-49-8	
4-Chlorotoluene	ND	ug/L	0.50	0.32	1		06/03/22 19:55	106-43-4	
1,2-Dibromo-3-chloropropane	ND	ug/L	1.0	0.34	1		06/03/22 19:55	96-12-8	
Dibromochloromethane	ND	ug/L	0.50	0.36	1		06/03/22 19:55	124-48-1	
1,2-Dibromoethane (EDB)	ND	ug/L	0.50	0.27	1		06/03/22 19:55	106-93-4	
Dibromomethane	ND	ug/L	0.50	0.39	1		06/03/22 19:55	74-95-3	
1,2-Dichlorobenzene	ND	ug/L	0.50	0.34	1		06/03/22 19:55	95-50-1	
1,3-Dichlorobenzene	ND	ug/L	0.50	0.34	1		06/03/22 19:55	541-73-1	
1,4-Dichlorobenzene	ND	ug/L	0.50	0.33	1		06/03/22 19:55	106-46-7	
Dichlorodifluoromethane	ND	ug/L	0.50	0.35	1		06/03/22 19:55	75-71-8	
1,1-Dichloroethane	ND	ug/L	0.50	0.37	1		06/03/22 19:55	75-34-3	
1,2-Dichloroethane	ND	ug/L	0.50	0.32	1		06/03/22 19:55	107-06-2	
1,1-Dichloroethene	ND	ug/L	0.50	0.35	1		06/03/22 19:55	75-35-4	
cis-1,2-Dichloroethene	ND	ug/L	0.50	0.38	1		06/03/22 19:55	156-59-2	
trans-1,2-Dichloroethene	ND	ug/L	0.50	0.40	1		06/03/22 19:55	156-60-5	
1,2-Dichloropropane	ND	ug/L	0.50	0.36	1		06/03/22 19:55	78-87-5	
1,3-Dichloropropane	ND	ug/L	0.50	0.28	1		06/03/22 19:55	142-28-9	
2,2-Dichloropropane	ND	ug/L	0.50	0.39	1		06/03/22 19:55	594-20-7	
1,1-Dichloropropene	ND	ug/L	0.50	0.43	1		06/03/22 19:55	563-58-6	
cis-1,3-Dichloropropene	ND	ug/L	0.50	0.36	1		06/03/22 19:55	10061-01-5	
trans-1,3-Dichloropropene	ND	ug/L	0.50	0.36	1		06/03/22 19:55	10061-02-6	

REPORT OF LABORATORY ANALYSIS

This report shall not be reproduced, except in full,
without the written consent of Pace Analytical Services, LLC.

Pace Analytical Services, LLC
9800 Kincey Ave. Suite 100
Huntersville, NC 28078
(704)875-9092

ANALYTICAL RESULTS

Project: CPC HUNTERVILLE 60639876
Pace Project No.: 92607679

Sample: FB-1-20220602 **Lab ID: 92607679030** Collected: 06/02/22 14:40 Received: 06/02/22 16:30 Matrix: Water

Parameters	Results	Units	Report Limit	MDL	DF	Prepared	Analyzed	CAS No.	Qual
6200B MSV	Analytical Method: SM 6200B Pace Analytical Services - Charlotte								
Diisopropyl ether	ND	ug/L	0.50	0.31	1		06/03/22 19:55	108-20-3	
Ethylbenzene	ND	ug/L	0.50	0.30	1		06/03/22 19:55	100-41-4	
Hexachloro-1,3-butadiene	ND	ug/L	2.0	1.5	1		06/03/22 19:55	87-68-3	
Isopropylbenzene (Cumene)	ND	ug/L	0.50	0.33	1		06/03/22 19:55	98-82-8	
Methylene Chloride	**7.9**	ug/L	2.0	2.0	1		06/03/22 19:55	75-09-2	C9
Methyl-tert-butyl ether	ND	ug/L	0.50	0.42	1		06/03/22 19:55	1634-04-4	
Naphthalene	ND	ug/L	2.0	0.64	1		06/03/22 19:55	91-20-3	
n-Propylbenzene	ND	ug/L	0.50	0.34	1		06/03/22 19:55	103-65-1	
Styrene	ND	ug/L	0.50	0.29	1		06/03/22 19:55	100-42-5	
1,1,1,2-Tetrachloroethane	ND	ug/L	0.50	0.31	1		06/03/22 19:55	630-20-6	
1,1,2,2-Tetrachloroethane	ND	ug/L	0.50	0.22	1		06/03/22 19:55	79-34-5	
Tetrachloroethene	ND	ug/L	0.50	0.29	1		06/03/22 19:55	127-18-4	
Toluene	ND	ug/L	0.50	0.48	1		06/03/22 19:55	108-88-3	
1,2,3-Trichlorobenzene	ND	ug/L	2.0	0.81	1		06/03/22 19:55	87-61-6	
1,2,4-Trichlorobenzene	ND	ug/L	2.0	0.64	1		06/03/22 19:55	120-82-1	
1,1,1-Trichloroethane	ND	ug/L	0.50	0.33	1		06/03/22 19:55	71-55-6	
1,1,2-Trichloroethane	ND	ug/L	0.50	0.32	1		06/03/22 19:55	79-00-5	
Trichloroethene	ND	ug/L	0.50	0.38	1		06/03/22 19:55	79-01-6	
Trichlorofluoromethane	ND	ug/L	1.0	0.30	1		06/03/22 19:55	75-69-4	
1,2,3-Trichloropropane	ND	ug/L	0.50	0.26	1		06/03/22 19:55	96-18-4	
1,2,4-Trimethylbenzene	ND	ug/L	0.50	0.50	1		06/03/22 19:55	95-63-6	
1,3,5-Trimethylbenzene	ND	ug/L	0.50	0.33	1		06/03/22 19:55	108-67-8	
Vinyl chloride	ND	ug/L	1.0	0.39	1		06/03/22 19:55	75-01-4	
m&p-Xylene	ND	ug/L	1.0	0.71	1		06/03/22 19:55	179601-23-1	
o-Xylene	ND	ug/L	0.50	0.34	1		06/03/22 19:55	95-47-6	
Surrogates									
1,2-Dichloroethane-d4 (S)	101	%	70-130		1		06/03/22 19:55	17060-07-0	
4-Bromofluorobenzene (S)	96	%	70-130		1		06/03/22 19:55	460-00-4	
Toluene-d8 (S)	98	%	70-130		1		06/03/22 19:55	2037-26-5	

REPORT OF LABORATORY ANALYSIS

This report shall not be reproduced, except in full,
without the written consent of Pace Analytical Services, LLC.

Pace Analytical Services, LLC
9800 Kincey Ave. Suite 100
Huntersville, NC 28078
(704)875-9092

ANALYTICAL RESULTS

Project: CPC HUNTERVILLE 60639876
Pace Project No.: 92607679

Sample: FB-2-20220602 **Lab ID: 92607679031** Collected: 06/02/22 14:50 Received: 06/02/22 16:30 Matrix: Water

Parameters	Results	Units	Report Limit	MDL	DF	Prepared	Analyzed	CAS No.	Qual
VPH NC Water	Analytical Method: MADEP VPH Pace Analytical Services - Charlotte								
Total VPH (C5-C12)	ND	ug/L	50.0	50.0	1		06/07/22 09:55		N2
Aliphatic (C05-C08)	ND	ug/L	50.0	50.0	1		06/07/22 09:55		N2
Aliphatic(C09-C12) Adjusted	ND	ug/L	50.0	50.0	1		06/07/22 09:55		N2
Aromatic (C09-C10)	ND	ug/L	50.0	50.0	1		06/07/22 09:55		N2
Surrogates									
4-Bromofluorobenzene (FID) (S)	100	%	70-130		1		06/07/22 09:55	460-00-4	
4-Bromofluorobenzene (PID) (S)	81	%	70-130		1		06/07/22 09:55	460-00-4	
6200B MSV	Analytical Method: SM 6200B Pace Analytical Services - Charlotte								
Benzene	ND	ug/L	0.50	0.34	1		06/03/22 20:13	71-43-2	
Bromobenzene	ND	ug/L	0.50	0.29	1		06/03/22 20:13	108-86-1	
Bromochloromethane	ND	ug/L	0.50	0.47	1		06/03/22 20:13	74-97-5	
Bromodichloromethane	ND	ug/L	0.50	0.31	1		06/03/22 20:13	75-27-4	
Bromoform	ND	ug/L	0.50	0.34	1		06/03/22 20:13	75-25-2	
Bromomethane	ND	ug/L	5.0	1.7	1		06/03/22 20:13	74-83-9	
n-Butylbenzene	ND	ug/L	0.50	0.49	1		06/03/22 20:13	104-51-8	
sec-Butylbenzene	ND	ug/L	0.50	0.40	1		06/03/22 20:13	135-98-8	
tert-Butylbenzene	ND	ug/L	0.50	0.32	1		06/03/22 20:13	98-06-6	
Carbon tetrachloride	ND	ug/L	0.50	0.33	1		06/03/22 20:13	56-23-5	
Chlorobenzene	ND	ug/L	0.50	0.28	1		06/03/22 20:13	108-90-7	
Chloroethane	ND	ug/L	1.0	0.65	1		06/03/22 20:13	75-00-3	
Chloroform	ND	ug/L	0.50	0.43	1		06/03/22 20:13	67-66-3	
Chloromethane	ND	ug/L	1.0	0.54	1		06/03/22 20:13	74-87-3	
2-Chlorotoluene	ND	ug/L	0.50	0.32	1		06/03/22 20:13	95-49-8	
4-Chlorotoluene	ND	ug/L	0.50	0.32	1		06/03/22 20:13	106-43-4	
1,2-Dibromo-3-chloropropane	ND	ug/L	1.0	0.34	1		06/03/22 20:13	96-12-8	
Dibromochloromethane	ND	ug/L	0.50	0.36	1		06/03/22 20:13	124-48-1	
1,2-Dibromoethane (EDB)	ND	ug/L	0.50	0.27	1		06/03/22 20:13	106-93-4	
Dibromomethane	ND	ug/L	0.50	0.39	1		06/03/22 20:13	74-95-3	
1,2-Dichlorobenzene	ND	ug/L	0.50	0.34	1		06/03/22 20:13	95-50-1	
1,3-Dichlorobenzene	ND	ug/L	0.50	0.34	1		06/03/22 20:13	541-73-1	
1,4-Dichlorobenzene	ND	ug/L	0.50	0.33	1		06/03/22 20:13	106-46-7	
Dichlorodifluoromethane	ND	ug/L	0.50	0.35	1		06/03/22 20:13	75-71-8	
1,1-Dichloroethane	ND	ug/L	0.50	0.37	1		06/03/22 20:13	75-34-3	
1,2-Dichloroethane	ND	ug/L	0.50	0.32	1		06/03/22 20:13	107-06-2	
1,1-Dichloroethene	ND	ug/L	0.50	0.35	1		06/03/22 20:13	75-35-4	
cis-1,2-Dichloroethene	ND	ug/L	0.50	0.38	1		06/03/22 20:13	156-59-2	
trans-1,2-Dichloroethene	ND	ug/L	0.50	0.40	1		06/03/22 20:13	156-60-5	
1,2-Dichloropropane	ND	ug/L	0.50	0.36	1		06/03/22 20:13	78-87-5	
1,3-Dichloropropane	ND	ug/L	0.50	0.28	1		06/03/22 20:13	142-28-9	
2,2-Dichloropropane	ND	ug/L	0.50	0.39	1		06/03/22 20:13	594-20-7	
1,1-Dichloropropene	ND	ug/L	0.50	0.43	1		06/03/22 20:13	563-58-6	
cis-1,3-Dichloropropene	ND	ug/L	0.50	0.36	1		06/03/22 20:13	10061-01-5	
trans-1,3-Dichloropropene	ND	ug/L	0.50	0.36	1		06/03/22 20:13	10061-02-6	

REPORT OF LABORATORY ANALYSIS

This report shall not be reproduced, except in full,
without the written consent of Pace Analytical Services, LLC.

Pace Analytical Services, LLC
9800 Kincey Ave. Suite 100
Huntersville, NC 28078
(704)875-9092

ANALYTICAL RESULTS

Project: CPC HUNTERVILLE 60639876
Pace Project No.: 92607679

Sample: FB-2-20220602 **Lab ID: 92607679031** Collected: 06/02/22 14:50 Received: 06/02/22 16:30 Matrix: Water

Parameters	Results	Units	Report Limit	MDL	DF	Prepared	Analyzed	CAS No.	Qual
6200B MSV	Analytical Method: SM 6200B Pace Analytical Services - Charlotte								
Diisopropyl ether	ND	ug/L	0.50	0.31	1		06/03/22 20:13	108-20-3	
Ethylbenzene	ND	ug/L	0.50	0.30	1		06/03/22 20:13	100-41-4	
Hexachloro-1,3-butadiene	ND	ug/L	2.0	1.5	1		06/03/22 20:13	87-68-3	
Isopropylbenzene (Cumene)	ND	ug/L	0.50	0.33	1		06/03/22 20:13	98-82-8	
Methylene Chloride	**7.6**	ug/L	2.0	2.0	1		06/03/22 20:13	75-09-2	C9
Methyl-tert-butyl ether	ND	ug/L	0.50	0.42	1		06/03/22 20:13	1634-04-4	
Naphthalene	ND	ug/L	2.0	0.64	1		06/03/22 20:13	91-20-3	
n-Propylbenzene	ND	ug/L	0.50	0.34	1		06/03/22 20:13	103-65-1	
Styrene	ND	ug/L	0.50	0.29	1		06/03/22 20:13	100-42-5	
1,1,1,2-Tetrachloroethane	ND	ug/L	0.50	0.31	1		06/03/22 20:13	630-20-6	
1,1,2,2-Tetrachloroethane	ND	ug/L	0.50	0.22	1		06/03/22 20:13	79-34-5	
Tetrachloroethene	ND	ug/L	0.50	0.29	1		06/03/22 20:13	127-18-4	
Toluene	ND	ug/L	0.50	0.48	1		06/03/22 20:13	108-88-3	
1,2,3-Trichlorobenzene	ND	ug/L	2.0	0.81	1		06/03/22 20:13	87-61-6	
1,2,4-Trichlorobenzene	ND	ug/L	2.0	0.64	1		06/03/22 20:13	120-82-1	
1,1,1-Trichloroethane	ND	ug/L	0.50	0.33	1		06/03/22 20:13	71-55-6	
1,1,2-Trichloroethane	ND	ug/L	0.50	0.32	1		06/03/22 20:13	79-00-5	
Trichloroethene	ND	ug/L	0.50	0.38	1		06/03/22 20:13	79-01-6	
Trichlorofluoromethane	ND	ug/L	1.0	0.30	1		06/03/22 20:13	75-69-4	
1,2,3-Trichloropropane	ND	ug/L	0.50	0.26	1		06/03/22 20:13	96-18-4	
1,2,4-Trimethylbenzene	ND	ug/L	0.50	0.50	1		06/03/22 20:13	95-63-6	
1,3,5-Trimethylbenzene	ND	ug/L	0.50	0.33	1		06/03/22 20:13	108-67-8	
Vinyl chloride	ND	ug/L	1.0	0.39	1		06/03/22 20:13	75-01-4	
m&p-Xylene	ND	ug/L	1.0	0.71	1		06/03/22 20:13	179601-23-1	
o-Xylene	ND	ug/L	0.50	0.34	1		06/03/22 20:13	95-47-6	
Surrogates									
1,2-Dichloroethane-d4 (S)	102	%	70-130		1		06/03/22 20:13	17060-07-0	
4-Bromofluorobenzene (S)	96	%	70-130		1		06/03/22 20:13	460-00-4	
Toluene-d8 (S)	98	%	70-130		1		06/03/22 20:13	2037-26-5	

REPORT OF LABORATORY ANALYSIS

This report shall not be reproduced, except in full,
without the written consent of Pace Analytical Services, LLC.

Pace Analytical Services, LLC
9800 Kincey Ave. Suite 100
Huntersville, NC 28078
(704)875-9092

ANALYTICAL RESULTS

Project: CPC HUNTERVILLE 60639876
Pace Project No.: 92607679

Sample: TRIP BLANK 1 **Lab ID: 92607679032** Collected: 06/02/22 00:00 Received: 06/02/22 16:30 Matrix: Water

Parameters	Results	Units	Report Limit	MDL	DF	Prepared	Analyzed	CAS No.	Qual
6200B MSV	Analytical Method: SM 6200B Pace Analytical Services - Charlotte								
Benzene	ND	ug/L	0.50	0.34	1		06/03/22 20:31	71-43-2	
Bromobenzene	ND	ug/L	0.50	0.29	1		06/03/22 20:31	108-86-1	
Bromochloromethane	ND	ug/L	0.50	0.47	1		06/03/22 20:31	74-97-5	
Bromodichloromethane	ND	ug/L	0.50	0.31	1		06/03/22 20:31	75-27-4	
Bromoform	ND	ug/L	0.50	0.34	1		06/03/22 20:31	75-25-2	
Bromomethane	ND	ug/L	5.0	1.7	1		06/03/22 20:31	74-83-9	
n-Butylbenzene	ND	ug/L	0.50	0.49	1		06/03/22 20:31	104-51-8	
sec-Butylbenzene	ND	ug/L	0.50	0.40	1		06/03/22 20:31	135-98-8	
tert-Butylbenzene	ND	ug/L	0.50	0.32	1		06/03/22 20:31	98-06-6	
Carbon tetrachloride	ND	ug/L	0.50	0.33	1		06/03/22 20:31	56-23-5	
Chlorobenzene	ND	ug/L	0.50	0.28	1		06/03/22 20:31	108-90-7	
Chloroethane	ND	ug/L	1.0	0.65	1		06/03/22 20:31	75-00-3	
Chloroform	ND	ug/L	0.50	0.43	1		06/03/22 20:31	67-66-3	
Chloromethane	ND	ug/L	1.0	0.54	1		06/03/22 20:31	74-87-3	
2-Chlorotoluene	ND	ug/L	0.50	0.32	1		06/03/22 20:31	95-49-8	
4-Chlorotoluene	ND	ug/L	0.50	0.32	1		06/03/22 20:31	106-43-4	
1,2-Dibromo-3-chloropropane	ND	ug/L	1.0	0.34	1		06/03/22 20:31	96-12-8	
Dibromochloromethane	ND	ug/L	0.50	0.36	1		06/03/22 20:31	124-48-1	
1,2-Dibromoethane (EDB)	ND	ug/L	0.50	0.27	1		06/03/22 20:31	106-93-4	
Dibromomethane	ND	ug/L	0.50	0.39	1		06/03/22 20:31	74-95-3	
1,2-Dichlorobenzene	ND	ug/L	0.50	0.34	1		06/03/22 20:31	95-50-1	
1,3-Dichlorobenzene	ND	ug/L	0.50	0.34	1		06/03/22 20:31	541-73-1	
1,4-Dichlorobenzene	ND	ug/L	0.50	0.33	1		06/03/22 20:31	106-46-7	
Dichlorodifluoromethane	ND	ug/L	0.50	0.35	1		06/03/22 20:31	75-71-8	
1,1-Dichloroethane	ND	ug/L	0.50	0.37	1		06/03/22 20:31	75-34-3	
1,2-Dichloroethane	ND	ug/L	0.50	0.32	1		06/03/22 20:31	107-06-2	
1,1-Dichloroethene	ND	ug/L	0.50	0.35	1		06/03/22 20:31	75-35-4	
cis-1,2-Dichloroethene	ND	ug/L	0.50	0.38	1		06/03/22 20:31	156-59-2	
trans-1,2-Dichloroethene	ND	ug/L	0.50	0.40	1		06/03/22 20:31	156-60-5	
1,2-Dichloropropane	ND	ug/L	0.50	0.36	1		06/03/22 20:31	78-87-5	
1,3-Dichloropropane	ND	ug/L	0.50	0.28	1		06/03/22 20:31	142-28-9	
2,2-Dichloropropane	ND	ug/L	0.50	0.39	1		06/03/22 20:31	594-20-7	
1,1-Dichloropropene	ND	ug/L	0.50	0.43	1		06/03/22 20:31	563-58-6	
cis-1,3-Dichloropropene	ND	ug/L	0.50	0.36	1		06/03/22 20:31	10061-01-5	
trans-1,3-Dichloropropene	ND	ug/L	0.50	0.36	1		06/03/22 20:31	10061-02-6	
Diisopropyl ether	ND	ug/L	0.50	0.31	1		06/03/22 20:31	108-20-3	
Ethylbenzene	ND	ug/L	0.50	0.30	1		06/03/22 20:31	100-41-4	
Hexachloro-1,3-butadiene	ND	ug/L	2.0	1.5	1		06/03/22 20:31	87-68-3	
Isopropylbenzene (Cumene)	ND	ug/L	0.50	0.33	1		06/03/22 20:31	98-82-8	
Methylene Chloride	ND	ug/L	2.0	2.0	1		06/03/22 20:31	75-09-2	
Methyl-tert-butyl ether	ND	ug/L	0.50	0.42	1		06/03/22 20:31	1634-04-4	
Naphthalene	ND	ug/L	2.0	0.64	1		06/03/22 20:31	91-20-3	
n-Propylbenzene	ND	ug/L	0.50	0.34	1		06/03/22 20:31	103-65-1	
Styrene	ND	ug/L	0.50	0.29	1		06/03/22 20:31	100-42-5	
1,1,1,2-Tetrachloroethane	ND	ug/L	0.50	0.31	1		06/03/22 20:31	630-20-6	

REPORT OF LABORATORY ANALYSIS

This report shall not be reproduced, except in full,
without the written consent of Pace Analytical Services, LLC.

Pace Analytical Services, LLC
9800 Kincey Ave. Suite 100
Huntersville, NC 28078
(704)875-9092

ANALYTICAL RESULTS

Project: CPC HUNTERVILLE 60639876
Pace Project No.: 92607679

Sample: TRIP BLANK 1 **Lab ID: 92607679032** Collected: 06/02/22 00:00 Received: 06/02/22 16:30 Matrix: Water

Parameters	Results	Units	Report Limit	MDL	DF	Prepared	Analyzed	CAS No.	Qual
6200B MSV	Analytical Method: SM 6200B Pace Analytical Services - Charlotte								
1,1,2,2-Tetrachloroethane	ND	ug/L	0.50	0.22	1		06/03/22 20:31	79-34-5	
Tetrachloroethene	ND	ug/L	0.50	0.29	1		06/03/22 20:31	127-18-4	
Toluene	ND	ug/L	0.50	0.48	1		06/03/22 20:31	108-88-3	
1,2,3-Trichlorobenzene	ND	ug/L	2.0	0.81	1		06/03/22 20:31	87-61-6	
1,2,4-Trichlorobenzene	ND	ug/L	2.0	0.64	1		06/03/22 20:31	120-82-1	
1,1,1-Trichloroethane	ND	ug/L	0.50	0.33	1		06/03/22 20:31	71-55-6	
1,1,2-Trichloroethane	ND	ug/L	0.50	0.32	1		06/03/22 20:31	79-00-5	
Trichloroethene	ND	ug/L	0.50	0.38	1		06/03/22 20:31	79-01-6	
Trichlorofluoromethane	ND	ug/L	1.0	0.30	1		06/03/22 20:31	75-69-4	
1,2,3-Trichloropropane	ND	ug/L	0.50	0.26	1		06/03/22 20:31	96-18-4	
1,2,4-Trimethylbenzene	ND	ug/L	0.50	0.50	1		06/03/22 20:31	95-63-6	
1,3,5-Trimethylbenzene	ND	ug/L	0.50	0.33	1		06/03/22 20:31	108-67-8	
Vinyl chloride	ND	ug/L	1.0	0.39	1		06/03/22 20:31	75-01-4	
m&p-Xylene	ND	ug/L	1.0	0.71	1		06/03/22 20:31	179601-23-1	
o-Xylene	ND	ug/L	0.50	0.34	1		06/03/22 20:31	95-47-6	
Surrogates									
1,2-Dichloroethane-d4 (S)	101	%	70-130		1		06/03/22 20:31	17060-07-0	
4-Bromofluorobenzene (S)	95	%	70-130		1		06/03/22 20:31	460-00-4	
Toluene-d8 (S)	99	%	70-130		1		06/03/22 20:31	2037-26-5	

REPORT OF LABORATORY ANALYSIS

This report shall not be reproduced, except in full,
without the written consent of Pace Analytical Services, LLC.

Pace Analytical Services, LLC
9800 Kincey Ave. Suite 100
Huntersville, NC 28078
(704)875-9092

ANALYTICAL RESULTS

Project: CPC HUNTERVILLE 60639876
Pace Project No.: 92607679

Sample: TRIP BLANK 2 **Lab ID: 92607679033** Collected: 06/02/22 00:00 Received: 06/02/22 16:30 Matrix: Water

Parameters	Results	Units	Report Limit	MDL	DF	Prepared	Analyzed	CAS No.	Qual
6200B MSV	Analytical Method: SM 6200B Pace Analytical Services - Charlotte								
Benzene	ND	ug/L	0.50	0.34	1		06/03/22 20:50	71-43-2	
Bromobenzene	ND	ug/L	0.50	0.29	1		06/03/22 20:50	108-86-1	
Bromochloromethane	ND	ug/L	0.50	0.47	1		06/03/22 20:50	74-97-5	
Bromodichloromethane	ND	ug/L	0.50	0.31	1		06/03/22 20:50	75-27-4	
Bromoform	ND	ug/L	0.50	0.34	1		06/03/22 20:50	75-25-2	
Bromomethane	ND	ug/L	5.0	1.7	1		06/03/22 20:50	74-83-9	
n-Butylbenzene	ND	ug/L	0.50	0.49	1		06/03/22 20:50	104-51-8	
sec-Butylbenzene	ND	ug/L	0.50	0.40	1		06/03/22 20:50	135-98-8	
tert-Butylbenzene	ND	ug/L	0.50	0.32	1		06/03/22 20:50	98-06-6	
Carbon tetrachloride	ND	ug/L	0.50	0.33	1		06/03/22 20:50	56-23-5	
Chlorobenzene	ND	ug/L	0.50	0.28	1		06/03/22 20:50	108-90-7	
Chloroethane	ND	ug/L	1.0	0.65	1		06/03/22 20:50	75-00-3	
Chloroform	ND	ug/L	0.50	0.43	1		06/03/22 20:50	67-66-3	
Chloromethane	ND	ug/L	1.0	0.54	1		06/03/22 20:50	74-87-3	
2-Chlorotoluene	ND	ug/L	0.50	0.32	1		06/03/22 20:50	95-49-8	
4-Chlorotoluene	ND	ug/L	0.50	0.32	1		06/03/22 20:50	106-43-4	
1,2-Dibromo-3-chloropropane	ND	ug/L	1.0	0.34	1		06/03/22 20:50	96-12-8	
Dibromochloromethane	ND	ug/L	0.50	0.36	1		06/03/22 20:50	124-48-1	
1,2-Dibromoethane (EDB)	ND	ug/L	0.50	0.27	1		06/03/22 20:50	106-93-4	
Dibromomethane	ND	ug/L	0.50	0.39	1		06/03/22 20:50	74-95-3	
1,2-Dichlorobenzene	ND	ug/L	0.50	0.34	1		06/03/22 20:50	95-50-1	
1,3-Dichlorobenzene	ND	ug/L	0.50	0.34	1		06/03/22 20:50	541-73-1	
1,4-Dichlorobenzene	ND	ug/L	0.50	0.33	1		06/03/22 20:50	106-46-7	
Dichlorodifluoromethane	ND	ug/L	0.50	0.35	1		06/03/22 20:50	75-71-8	
1,1-Dichloroethane	ND	ug/L	0.50	0.37	1		06/03/22 20:50	75-34-3	
1,2-Dichloroethane	ND	ug/L	0.50	0.32	1		06/03/22 20:50	107-06-2	
1,1-Dichloroethene	ND	ug/L	0.50	0.35	1		06/03/22 20:50	75-35-4	
cis-1,2-Dichloroethene	ND	ug/L	0.50	0.38	1		06/03/22 20:50	156-59-2	
trans-1,2-Dichloroethene	ND	ug/L	0.50	0.40	1		06/03/22 20:50	156-60-5	
1,2-Dichloropropane	ND	ug/L	0.50	0.36	1		06/03/22 20:50	78-87-5	
1,3-Dichloropropane	ND	ug/L	0.50	0.28	1		06/03/22 20:50	142-28-9	
2,2-Dichloropropane	ND	ug/L	0.50	0.39	1		06/03/22 20:50	594-20-7	
1,1-Dichloropropene	ND	ug/L	0.50	0.43	1		06/03/22 20:50	563-58-6	
cis-1,3-Dichloropropene	ND	ug/L	0.50	0.36	1		06/03/22 20:50	10061-01-5	
trans-1,3-Dichloropropene	ND	ug/L	0.50	0.36	1		06/03/22 20:50	10061-02-6	
Diisopropyl ether	ND	ug/L	0.50	0.31	1		06/03/22 20:50	108-20-3	
Ethylbenzene	ND	ug/L	0.50	0.30	1		06/03/22 20:50	100-41-4	
Hexachloro-1,3-butadiene	ND	ug/L	2.0	1.5	1		06/03/22 20:50	87-68-3	
Isopropylbenzene (Cumene)	ND	ug/L	0.50	0.33	1		06/03/22 20:50	98-82-8	
Methylene Chloride	ND	ug/L	2.0	2.0	1		06/03/22 20:50	75-09-2	
Methyl-tert-butyl ether	ND	ug/L	0.50	0.42	1		06/03/22 20:50	1634-04-4	
Naphthalene	ND	ug/L	2.0	0.64	1		06/03/22 20:50	91-20-3	
n-Propylbenzene	ND	ug/L	0.50	0.34	1		06/03/22 20:50	103-65-1	
Styrene	ND	ug/L	0.50	0.29	1		06/03/22 20:50	100-42-5	
1,1,1,2-Tetrachloroethane	ND	ug/L	0.50	0.31	1		06/03/22 20:50	630-20-6	

REPORT OF LABORATORY ANALYSIS

This report shall not be reproduced, except in full,
without the written consent of Pace Analytical Services, LLC.

Pace Analytical Services, LLC
9800 Kincey Ave. Suite 100
Huntersville, NC 28078
(704)875-9092

ANALYTICAL RESULTS

Project: CPC HUNTERVILLE 60639876
Pace Project No.: 92607679

Sample: TRIP BLANK 2 **Lab ID: 92607679033** Collected: 06/02/22 00:00 Received: 06/02/22 16:30 Matrix: Water

Parameters	Results	Units	Report Limit	MDL	DF	Prepared	Analyzed	CAS No.	Qual
6200B MSV	Analytical Method: SM 6200B Pace Analytical Services - Charlotte								
1,1,2,2-Tetrachloroethane	ND	ug/L	0.50	0.22	1		06/03/22 20:50	79-34-5	
Tetrachloroethene	ND	ug/L	0.50	0.29	1		06/03/22 20:50	127-18-4	
Toluene	ND	ug/L	0.50	0.48	1		06/03/22 20:50	108-88-3	
1,2,3-Trichlorobenzene	ND	ug/L	2.0	0.81	1		06/03/22 20:50	87-61-6	
1,2,4-Trichlorobenzene	ND	ug/L	2.0	0.64	1		06/03/22 20:50	120-82-1	
1,1,1-Trichloroethane	ND	ug/L	0.50	0.33	1		06/03/22 20:50	71-55-6	
1,1,2-Trichloroethane	ND	ug/L	0.50	0.32	1		06/03/22 20:50	79-00-5	
Trichloroethene	ND	ug/L	0.50	0.38	1		06/03/22 20:50	79-01-6	
Trichlorofluoromethane	ND	ug/L	1.0	0.30	1		06/03/22 20:50	75-69-4	
1,2,3-Trichloropropane	ND	ug/L	0.50	0.26	1		06/03/22 20:50	96-18-4	
1,2,4-Trimethylbenzene	ND	ug/L	0.50	0.50	1		06/03/22 20:50	95-63-6	
1,3,5-Trimethylbenzene	ND	ug/L	0.50	0.33	1		06/03/22 20:50	108-67-8	
Vinyl chloride	ND	ug/L	1.0	0.39	1		06/03/22 20:50	75-01-4	
m&p-Xylene	ND	ug/L	1.0	0.71	1		06/03/22 20:50	179601-23-1	
o-Xylene	ND	ug/L	0.50	0.34	1		06/03/22 20:50	95-47-6	
Surrogates									
1,2-Dichloroethane-d4 (S)	102	%	70-130		1		06/03/22 20:50	17060-07-0	
4-Bromofluorobenzene (S)	96	%	70-130		1		06/03/22 20:50	460-00-4	
Toluene-d8 (S)	98	%	70-130		1		06/03/22 20:50	2037-26-5	

REPORT OF LABORATORY ANALYSIS

This report shall not be reproduced, except in full,
without the written consent of Pace Analytical Services, LLC.

Pace Analytical Services, LLC
9800 Kincey Ave. Suite 100
Huntersville, NC 28078
(704)875-9092

ANALYTICAL RESULTS

Project: CPC HUNTERVILLE 60639876
Pace Project No.: 92607679

Sample: TRIP BLANK 3 **Lab ID: 92607679034** Collected: 06/02/22 00:00 Received: 06/02/22 16:30 Matrix: Water

Parameters	Results	Units	Report Limit	MDL	DF	Prepared	Analyzed	CAS No.	Qual
6200B MSV	Analytical Method: SM 6200B Pace Analytical Services - Charlotte								
Benzene	ND	ug/L	0.50	0.34	1		06/03/22 21:08	71-43-2	
Bromobenzene	ND	ug/L	0.50	0.29	1		06/03/22 21:08	108-86-1	
Bromochloromethane	ND	ug/L	0.50	0.47	1		06/03/22 21:08	74-97-5	
Bromodichloromethane	ND	ug/L	0.50	0.31	1		06/03/22 21:08	75-27-4	
Bromoform	ND	ug/L	0.50	0.34	1		06/03/22 21:08	75-25-2	
Bromomethane	ND	ug/L	5.0	1.7	1		06/03/22 21:08	74-83-9	
n-Butylbenzene	ND	ug/L	0.50	0.49	1		06/03/22 21:08	104-51-8	
sec-Butylbenzene	ND	ug/L	0.50	0.40	1		06/03/22 21:08	135-98-8	
tert-Butylbenzene	ND	ug/L	0.50	0.32	1		06/03/22 21:08	98-06-6	
Carbon tetrachloride	ND	ug/L	0.50	0.33	1		06/03/22 21:08	56-23-5	
Chlorobenzene	ND	ug/L	0.50	0.28	1		06/03/22 21:08	108-90-7	
Chloroethane	ND	ug/L	1.0	0.65	1		06/03/22 21:08	75-00-3	
Chloroform	ND	ug/L	0.50	0.43	1		06/03/22 21:08	67-66-3	
Chloromethane	ND	ug/L	1.0	0.54	1		06/03/22 21:08	74-87-3	
2-Chlorotoluene	ND	ug/L	0.50	0.32	1		06/03/22 21:08	95-49-8	
4-Chlorotoluene	ND	ug/L	0.50	0.32	1		06/03/22 21:08	106-43-4	
1,2-Dibromo-3-chloropropane	ND	ug/L	1.0	0.34	1		06/03/22 21:08	96-12-8	
Dibromochloromethane	ND	ug/L	0.50	0.36	1		06/03/22 21:08	124-48-1	
1,2-Dibromoethane (EDB)	ND	ug/L	0.50	0.27	1		06/03/22 21:08	106-93-4	
Dibromomethane	ND	ug/L	0.50	0.39	1		06/03/22 21:08	74-95-3	
1,2-Dichlorobenzene	ND	ug/L	0.50	0.34	1		06/03/22 21:08	95-50-1	
1,3-Dichlorobenzene	ND	ug/L	0.50	0.34	1		06/03/22 21:08	541-73-1	
1,4-Dichlorobenzene	ND	ug/L	0.50	0.33	1		06/03/22 21:08	106-46-7	
Dichlorodifluoromethane	ND	ug/L	0.50	0.35	1		06/03/22 21:08	75-71-8	
1,1-Dichloroethane	ND	ug/L	0.50	0.37	1		06/03/22 21:08	75-34-3	
1,2-Dichloroethane	ND	ug/L	0.50	0.32	1		06/03/22 21:08	107-06-2	
1,1-Dichloroethene	ND	ug/L	0.50	0.35	1		06/03/22 21:08	75-35-4	
cis-1,2-Dichloroethene	ND	ug/L	0.50	0.38	1		06/03/22 21:08	156-59-2	
trans-1,2-Dichloroethene	ND	ug/L	0.50	0.40	1		06/03/22 21:08	156-60-5	
1,2-Dichloropropane	ND	ug/L	0.50	0.36	1		06/03/22 21:08	78-87-5	
1,3-Dichloropropane	ND	ug/L	0.50	0.28	1		06/03/22 21:08	142-28-9	
2,2-Dichloropropane	ND	ug/L	0.50	0.39	1		06/03/22 21:08	594-20-7	
1,1-Dichloropropene	ND	ug/L	0.50	0.43	1		06/03/22 21:08	563-58-6	
cis-1,3-Dichloropropene	ND	ug/L	0.50	0.36	1		06/03/22 21:08	10061-01-5	
trans-1,3-Dichloropropene	ND	ug/L	0.50	0.36	1		06/03/22 21:08	10061-02-6	
Diisopropyl ether	ND	ug/L	0.50	0.31	1		06/03/22 21:08	108-20-3	
Ethylbenzene	ND	ug/L	0.50	0.30	1		06/03/22 21:08	100-41-4	
Hexachloro-1,3-butadiene	ND	ug/L	2.0	1.5	1		06/03/22 21:08	87-68-3	
Isopropylbenzene (Cumene)	ND	ug/L	0.50	0.33	1		06/03/22 21:08	98-82-8	
Methylene Chloride	ND	ug/L	2.0	2.0	1		06/03/22 21:08	75-09-2	
Methyl-tert-butyl ether	ND	ug/L	0.50	0.42	1		06/03/22 21:08	1634-04-4	
Naphthalene	ND	ug/L	2.0	0.64	1		06/03/22 21:08	91-20-3	
n-Propylbenzene	ND	ug/L	0.50	0.34	1		06/03/22 21:08	103-65-1	
Styrene	ND	ug/L	0.50	0.29	1		06/03/22 21:08	100-42-5	
1,1,1,2-Tetrachloroethane	ND	ug/L	0.50	0.31	1		06/03/22 21:08	630-20-6	

REPORT OF LABORATORY ANALYSIS

This report shall not be reproduced, except in full,
without the written consent of Pace Analytical Services, LLC.

Pace Analytical Services, LLC
9800 Kincey Ave. Suite 100
Huntersville, NC 28078
(704)875-9092

ANALYTICAL RESULTS

Project: CPC HUNTERVILLE 60639876
Pace Project No.: 92607679

Sample: TRIP BLANK 3 **Lab ID: 92607679034** Collected: 06/02/22 00:00 Received: 06/02/22 16:30 Matrix: Water

Parameters	Results	Units	Report Limit	MDL	DF	Prepared	Analyzed	CAS No.	Qual
6200B MSV	Analytical Method: SM 6200B Pace Analytical Services - Charlotte								
1,1,2,2-Tetrachloroethane	ND	ug/L	0.50	0.22	1		06/03/22 21:08	79-34-5	
Tetrachloroethene	ND	ug/L	0.50	0.29	1		06/03/22 21:08	127-18-4	
Toluene	ND	ug/L	0.50	0.48	1		06/03/22 21:08	108-88-3	
1,2,3-Trichlorobenzene	ND	ug/L	2.0	0.81	1		06/03/22 21:08	87-61-6	
1,2,4-Trichlorobenzene	ND	ug/L	2.0	0.64	1		06/03/22 21:08	120-82-1	
1,1,1-Trichloroethane	ND	ug/L	0.50	0.33	1		06/03/22 21:08	71-55-6	
1,1,2-Trichloroethane	ND	ug/L	0.50	0.32	1		06/03/22 21:08	79-00-5	
Trichloroethene	ND	ug/L	0.50	0.38	1		06/03/22 21:08	79-01-6	
Trichlorofluoromethane	ND	ug/L	1.0	0.30	1		06/03/22 21:08	75-69-4	
1,2,3-Trichloropropane	ND	ug/L	0.50	0.26	1		06/03/22 21:08	96-18-4	
1,2,4-Trimethylbenzene	ND	ug/L	0.50	0.50	1		06/03/22 21:08	95-63-6	
1,3,5-Trimethylbenzene	ND	ug/L	0.50	0.33	1		06/03/22 21:08	108-67-8	
Vinyl chloride	ND	ug/L	1.0	0.39	1		06/03/22 21:08	75-01-4	
m&p-Xylene	ND	ug/L	1.0	0.71	1		06/03/22 21:08	179601-23-1	
o-Xylene	ND	ug/L	0.50	0.34	1		06/03/22 21:08	95-47-6	
Surrogates									
1,2-Dichloroethane-d4 (S)	101	%	70-130		1		06/03/22 21:08	17060-07-0	
4-Bromofluorobenzene (S)	94	%	70-130		1		06/03/22 21:08	460-00-4	
Toluene-d8 (S)	98	%	70-130		1		06/03/22 21:08	2037-26-5	

REPORT OF LABORATORY ANALYSIS

This report shall not be reproduced, except in full,
without the written consent of Pace Analytical Services, LLC.

Pace Analytical Services, LLC
9800 Kincey Ave. Suite 100
Huntersville, NC 28078
(704)875-9092

QUALITY CONTROL DATA

Project: CPC HUNTERVILLE 60639876
Pace Project No.: 92607679

QC Batch: 702533 Analysis Method: MADEP VPH
QC Batch Method: MADEP VPH Analysis Description: VPH NC Water
Laboratory: Pace Analytical Services - Charlotte

Associated Lab Samples: 92607679001, 92607679002, 92607679003, 92607679004, 92607679005, 92607679006, 92607679007, 92607679008, 92607679009, 92607679010, 92607679011, 92607679012, 92607679013, 92607679014, 92607679015, 92607679016, 92607679017, 92607679018

METHOD BLANK: 3666343 Matrix: Water

Associated Lab Samples: 92607679001, 92607679002, 92607679003, 92607679004, 92607679005, 92607679006, 92607679007, 92607679008, 92607679009, 92607679010, 92607679011, 92607679012, 92607679013, 92607679014, 92607679015, 92607679016, 92607679017, 92607679018

Parameter	Units	Blank Result	Reporting Limit	MDL	Analyzed	Qualifiers
Aliphatic (C05-C08)	ug/L	ND	50.0	50.0	06/06/22 14:09	N2
Aromatic (C09-C10)	ug/L	ND	50.0	50.0	06/06/22 14:09	N2
4-Bromofluorobenzene (FID) (S)	%	99	70-130		06/06/22 14:09	
4-Bromofluorobenzene (PID) (S)	%	83	70-130		06/06/22 14:09	

LABORATORY CONTROL SAMPLE & LCSD: 3666344 3666345

Parameter	Units	Spike Conc.	LCS Result	LCSD Result	LCS % Rec	LCSD % Rec	% Rec Limits	RPD	Max RPD	Qualifiers
Aliphatic (C05-C08)	ug/L	300	319	280	106	93	70-130	13	25	N2
Aromatic (C09-C10)	ug/L	100	83.1	81.0	83	81	70-130	3	25	N2
4-Bromofluorobenzene (FID) (S)	%				98	97	70-130			
4-Bromofluorobenzene (PID) (S)	%				74	73	70-130			

Results presented on this page are in the units indicated by the "Units" column except where an alternate unit is presented to the right of the result.

REPORT OF LABORATORY ANALYSIS

This report shall not be reproduced, except in full,
without the written consent of Pace Analytical Services, LLC.

Pace Analytical Services, LLC
9800 Kincey Ave. Suite 100
Huntersville, NC 28078
(704)875-9092

QUALITY CONTROL DATA

Project: CPC HUNTERVILLE 60639876
Pace Project No.: 92607679

QC Batch: 702583 Analysis Method: MADEP VPH
QC Batch Method: MADEP VPH Analysis Description: VPH NC Water
Laboratory: Pace Analytical Services - Charlotte
Associated Lab Samples: 92607679019, 92607679020, 92607679021, 92607679022, 92607679023, 92607679024, 92607679025, 92607679026, 92607679027, 92607679028, 92607679029, 92607679030, 92607679031

METHOD BLANK: 3666699 Matrix: Water
Associated Lab Samples: 92607679019, 92607679020, 92607679021, 92607679022, 92607679023, 92607679024, 92607679025, 92607679026, 92607679027, 92607679028, 92607679029, 92607679030, 92607679031

Parameter	Units	Blank Result	Reporting Limit	MDL	Analyzed	Qualifiers
Aliphatic (C05-C08)	ug/L	ND	50.0	50.0	06/07/22 03:40	N2
Aromatic (C09-C10)	ug/L	ND	50.0	50.0	06/07/22 03:40	N2
4-Bromofluorobenzene (FID) (S)	%	98	70-130		06/07/22 03:40	
4-Bromofluorobenzene (PID) (S)	%	81	70-130		06/07/22 03:40	

LABORATORY CONTROL SAMPLE & LCSD: 3666700 3666701

Parameter	Units	Spike Conc.	LCS Result	LCSD Result	LCS % Rec	LCSD % Rec	% Rec Limits	RPD	Max RPD	Qualifiers
Aliphatic (C05-C08)	ug/L	300	340	319	113	106	70-130	6	25	N2
Aromatic (C09-C10)	ug/L	100	90.2	90.9	90	91	70-130	1	25	N2
4-Bromofluorobenzene (FID) (S)	%				99	102	70-130			
4-Bromofluorobenzene (PID) (S)	%				82	84	70-130			

Results presented on this page are in the units indicated by the "Units" column except where an alternate unit is presented to the right of the result.

REPORT OF LABORATORY ANALYSIS

This report shall not be reproduced, except in full,
without the written consent of Pace Analytical Services, LLC.

Pace Analytical Services, LLC
9800 Kincey Ave. Suite 100
Huntersville, NC 28078
(704)875-9092

QUALITY CONTROL DATA

Project: CPC HUNTERVILLE 60639876
Pace Project No.: 92607679

QC Batch: 702181 | Analysis Method: EPA 6020B
QC Batch Method: EPA 3005A | Analysis Description: 6020 MET
Laboratory: Pace Analytical Services - Peachtree Corners, GA

Associated Lab Samples: 92607679001, 92607679002, 92607679003, 92607679004, 92607679005, 92607679006, 92607679007, 92607679008, 92607679009, 92607679010, 92607679011, 92607679012, 92607679013, 92607679014, 92607679015, 92607679016, 92607679017, 92607679018, 92607679019, 92607679020

METHOD BLANK: 3664547 Matrix: Water

Associated Lab Samples: 92607679001, 92607679002, 92607679003, 92607679004, 92607679005, 92607679006, 92607679007, 92607679008, 92607679009, 92607679010, 92607679011, 92607679012, 92607679013, 92607679014, 92607679015, 92607679016, 92607679017, 92607679018, 92607679019, 92607679020

Parameter	Units	Blank Result	Reporting Limit	MDL	Analyzed	Qualifiers
Lead	ug/L	ND	5.0	0.89	06/06/22 18:37	

LABORATORY CONTROL SAMPLE: 3664548

Parameter	Units	Spike Conc.	LCS Result	LCS % Rec	% Rec Limits	Qualifiers
Lead	ug/L	100	103	103	80-120	

MATRIX SPIKE & MATRIX SPIKE DUPLICATE: 3664549 3664550

Parameter	Units	92607679001 Result	MS Spike Conc.	MSD Spike Conc.	MS Result	MSD Result	MS % Rec	MSD % Rec	% Rec Limits	RPD	Max RPD	Qual
Lead	ug/L	ND	100	100	102	105	102	104	75-125	2	20	

Results presented on this page are in the units indicated by the "Units" column except where an alternate unit is presented to the right of the result.

REPORT OF LABORATORY ANALYSIS

This report shall not be reproduced, except in full,
without the written consent of Pace Analytical Services, LLC.

Pace Analytical Services, LLC
9800 Kincey Ave. Suite 100
Huntersville, NC 28078
(704)875-9092

QUALITY CONTROL DATA

Project: CPC HUNTERVILLE 60639876
Pace Project No.: 92607679

QC Batch: 702184 — Analysis Method: EPA 6020B
QC Batch Method: EPA 3005A — Analysis Description: 6020 MET
Laboratory: Pace Analytical Services - Peachtree Corners, GA
Associated Lab Samples: 92607679021, 92607679022, 92607679023, 92607679024, 92607679025, 92607679026, 92607679027, 92607679028, 92607679029

METHOD BLANK: 3664553 — Matrix: Water
Associated Lab Samples: 92607679021, 92607679022, 92607679023, 92607679024, 92607679025, 92607679026, 92607679027, 92607679028, 92607679029

Parameter	Units	Blank Result	Reporting Limit	MDL	Analyzed	Qualifiers
Lead	ug/L	ND	5.0	0.89	06/07/22 18:03	

LABORATORY CONTROL SAMPLE: 3664554

Parameter	Units	Spike Conc.	LCS Result	LCS % Rec	% Rec Limits	Qualifiers
Lead	ug/L	100	97.6	98	80-120	

MATRIX SPIKE & MATRIX SPIKE DUPLICATE: 3664555 3664556

Parameter	Units	92607679021 Result	MS Spike Conc.	MSD Spike Conc.	MS Result	MSD Result	MS % Rec	MSD % Rec	% Rec Limits	RPD	Max RPD	Qual
Lead	ug/L	ND	100	100	99.3	101	99	101	75-125	2	20	

Results presented on this page are in the units indicated by the "Units" column except where an alternate unit is presented to the right of the result.

REPORT OF LABORATORY ANALYSIS

This report shall not be reproduced, except in full,
without the written consent of Pace Analytical Services, LLC.

Pace Analytical Services, LLC
9800 Kincey Ave. Suite 100
Huntersville, NC 28078
(704)875-9092

QUALITY CONTROL DATA

Project: CPC HUNTERVILLE 60639876
Pace Project No.: 92607679

QC Batch: 702160
QC Batch Method: SM 6200B
Analysis Method: SM 6200B
Analysis Description: 6200B MSV
Laboratory: Pace Analytical Services - Charlotte
Associated Lab Samples: 92607679001, 92607679002, 92607679003, 92607679004, 92607679005, 92607679006, 92607679007, 92607679008, 92607679009, 92607679010, 92607679011, 92607679012, 92607679013, 92607679014, 92607679015, 92607679016, 92607679017, 92607679018, 92607679019, 92607679020

METHOD BLANK: 3664439
Matrix: Water
Associated Lab Samples: 92607679001, 92607679002, 92607679003, 92607679004, 92607679005, 92607679006, 92607679007, 92607679008, 92607679009, 92607679010, 92607679011, 92607679012, 92607679013, 92607679014, 92607679015, 92607679016, 92607679017, 92607679018, 92607679019, 92607679020

Parameter	Units	Blank Result	Reporting Limit	MDL	Analyzed	Qualifiers
1,1,1,2-Tetrachloroethane	ug/L	ND	0.50	0.31	06/03/22 11:41	
1,1,1-Trichloroethane	ug/L	ND	0.50	0.33	06/03/22 11:41	
1,1,2,2-Tetrachloroethane	ug/L	ND	0.50	0.22	06/03/22 11:41	
1,1,2-Trichloroethane	ug/L	ND	0.50	0.32	06/03/22 11:41	
1,1-Dichloroethane	ug/L	ND	0.50	0.37	06/03/22 11:41	
1,1-Dichloroethene	ug/L	ND	0.50	0.35	06/03/22 11:41	
1,1-Dichloropropene	ug/L	ND	0.50	0.43	06/03/22 11:41	
1,2,3-Trichlorobenzene	ug/L	ND	2.0	0.81	06/03/22 11:41	
1,2,3-Trichloropropane	ug/L	ND	0.50	0.26	06/03/22 11:41	
1,2,4-Trichlorobenzene	ug/L	ND	2.0	0.64	06/03/22 11:41	
1,2,4-Trimethylbenzene	ug/L	ND	0.50	0.50	06/03/22 11:41	
1,2-Dibromo-3-chloropropane	ug/L	ND	1.0	0.34	06/03/22 11:41	
1,2-Dibromoethane (EDB)	ug/L	ND	0.50	0.27	06/03/22 11:41	
1,2-Dichlorobenzene	ug/L	ND	0.50	0.34	06/03/22 11:41	
1,2-Dichloroethane	ug/L	ND	0.50	0.32	06/03/22 11:41	
1,2-Dichloropropane	ug/L	ND	0.50	0.36	06/03/22 11:41	
1,3,5-Trimethylbenzene	ug/L	ND	0.50	0.33	06/03/22 11:41	
1,3-Dichlorobenzene	ug/L	ND	0.50	0.34	06/03/22 11:41	
1,3-Dichloropropane	ug/L	ND	0.50	0.28	06/03/22 11:41	
1,4-Dichlorobenzene	ug/L	ND	0.50	0.33	06/03/22 11:41	
2,2-Dichloropropane	ug/L	ND	0.50	0.39	06/03/22 11:41	
2-Chlorotoluene	ug/L	ND	0.50	0.32	06/03/22 11:41	
4-Chlorotoluene	ug/L	ND	0.50	0.32	06/03/22 11:41	
Benzene	ug/L	ND	0.50	0.34	06/03/22 11:41	
Bromobenzene	ug/L	ND	0.50	0.29	06/03/22 11:41	
Bromochloromethane	ug/L	ND	0.50	0.47	06/03/22 11:41	
Bromodichloromethane	ug/L	ND	0.50	0.31	06/03/22 11:41	
Bromoform	ug/L	ND	0.50	0.34	06/03/22 11:41	
Bromomethane	ug/L	ND	5.0	1.7	06/03/22 11:41	
Carbon tetrachloride	ug/L	ND	0.50	0.33	06/03/22 11:41	
Chlorobenzene	ug/L	ND	0.50	0.28	06/03/22 11:41	
Chloroethane	ug/L	ND	1.0	0.65	06/03/22 11:41	
Chloroform	ug/L	ND	0.50	0.43	06/03/22 11:41	
Chloromethane	ug/L	ND	1.0	0.54	06/03/22 11:41	
cis-1,2-Dichloroethene	ug/L	ND	0.50	0.38	06/03/22 11:41	
cis-1,3-Dichloropropene	ug/L	ND	0.50	0.36	06/03/22 11:41	
Dibromochloromethane	ug/L	ND	0.50	0.36	06/03/22 11:41	

Results presented on this page are in the units indicated by the "Units" column except where an alternate unit is presented to the right of the result.

REPORT OF LABORATORY ANALYSIS

This report shall not be reproduced, except in full,
without the written consent of Pace Analytical Services, LLC.

Pace Analytical Services, LLC
9800 Kincey Ave. Suite 100
Huntersville, NC 28078
(704)875-9092

QUALITY CONTROL DATA

Project: CPC HUNTERVILLE 60639876
Pace Project No.: 92607679

METHOD BLANK: 3664439 Matrix: Water

Associated Lab Samples: 92607679001, 92607679002, 92607679003, 92607679004, 92607679005, 92607679006, 92607679007, 92607679008, 92607679009, 92607679010, 92607679011, 92607679012, 92607679013, 92607679014, 92607679015, 92607679016, 92607679017, 92607679018, 92607679019, 92607679020

Parameter	Units	Blank Result	Reporting Limit	MDL	Analyzed	Qualifiers
Dibromomethane	ug/L	ND	0.50	0.39	06/03/22 11:41	
Dichlorodifluoromethane	ug/L	ND	0.50	0.35	06/03/22 11:41	
Diisopropyl ether	ug/L	ND	0.50	0.31	06/03/22 11:41	
Ethylbenzene	ug/L	ND	0.50	0.30	06/03/22 11:41	
Hexachloro-1,3-butadiene	ug/L	ND	2.0	1.5	06/03/22 11:41	
Isopropylbenzene (Cumene)	ug/L	ND	0.50	0.33	06/03/22 11:41	
m&p-Xylene	ug/L	ND	1.0	0.71	06/03/22 11:41	
Methyl-tert-butyl ether	ug/L	ND	0.50	0.42	06/03/22 11:41	
Methylene Chloride	ug/L	ND	2.0	2.0	06/03/22 11:41	
n-Butylbenzene	ug/L	ND	0.50	0.49	06/03/22 11:41	
n-Propylbenzene	ug/L	ND	0.50	0.34	06/03/22 11:41	
Naphthalene	ug/L	ND	2.0	0.64	06/03/22 11:41	
o-Xylene	ug/L	ND	0.50	0.34	06/03/22 11:41	
sec-Butylbenzene	ug/L	ND	0.50	0.40	06/03/22 11:41	
Styrene	ug/L	ND	0.50	0.29	06/03/22 11:41	
tert-Butylbenzene	ug/L	ND	0.50	0.32	06/03/22 11:41	
Tetrachloroethene	ug/L	ND	0.50	0.29	06/03/22 11:41	
Toluene	ug/L	ND	0.50	0.48	06/03/22 11:41	
trans-1,2-Dichloroethene	ug/L	ND	0.50	0.40	06/03/22 11:41	
trans-1,3-Dichloropropene	ug/L	ND	0.50	0.36	06/03/22 11:41	
Trichloroethene	ug/L	ND	0.50	0.38	06/03/22 11:41	
Trichlorofluoromethane	ug/L	ND	1.0	0.30	06/03/22 11:41	
Vinyl chloride	ug/L	ND	1.0	0.39	06/03/22 11:41	
1,2-Dichloroethane-d4 (S)	%	92	70-130		06/03/22 11:41	
4-Bromofluorobenzene (S)	%	98	70-130		06/03/22 11:41	
Toluene-d8 (S)	%	105	70-130		06/03/22 11:41	

LABORATORY CONTROL SAMPLE: 3664440

Parameter	Units	Spike Conc.	LCS Result	LCS % Rec	% Rec Limits	Qualifiers
1,1,1,2-Tetrachloroethane	ug/L	50	49.1	98	60-140	
1,1,1-Trichloroethane	ug/L	50	50.1	100	60-140	
1,1,2,2-Tetrachloroethane	ug/L	50	44.8	90	60-140	
1,1,2-Trichloroethane	ug/L	50	46.6	93	60-140	
1,1-Dichloroethane	ug/L	50	45.8	92	60-140	
1,1-Dichloroethene	ug/L	50	51.1	102	60-140	
1,1-Dichloropropene	ug/L	50	48.4	97	60-140	
1,2,3-Trichlorobenzene	ug/L	50	50.4	101	60-140	
1,2,3-Trichloropropane	ug/L	50	44.3	89	60-140	
1,2,4-Trichlorobenzene	ug/L	50	50.3	101	60-140	
1,2,4-Trimethylbenzene	ug/L	50	48.3	97	60-140	
1,2-Dibromo-3-chloropropane	ug/L	50	45.6	91	60-140	

Results presented on this page are in the units indicated by the "Units" column except where an alternate unit is presented to the right of the result.

REPORT OF LABORATORY ANALYSIS

This report shall not be reproduced, except in full,
without the written consent of Pace Analytical Services, LLC.

Pace Analytical Services, LLC
9800 Kincey Ave. Suite 100
Huntersville, NC 28078
(704)875-9092

QUALITY CONTROL DATA

Project: CPC HUNTERVILLE 60639876
Pace Project No.: 92607679

LABORATORY CONTROL SAMPLE: 3664440

Parameter	Units	Spike Conc.	LCS Result	LCS % Rec	% Rec Limits	Qualifiers
1,2-Dibromoethane (EDB)	ug/L	50	48.7	97	60-140	
1,2-Dichlorobenzene	ug/L	50	47.9	96	60-140	
1,2-Dichloroethane	ug/L	50	46.5	93	60-140	
1,2-Dichloropropane	ug/L	50	50.5	101	60-140	
1,3,5-Trimethylbenzene	ug/L	50	50.1	100	60-140	
1,3-Dichlorobenzene	ug/L	50	48.2	96	60-140	
1,3-Dichloropropane	ug/L	50	49.2	98	60-140	
1,4-Dichlorobenzene	ug/L	50	47.4	95	60-140	
2,2-Dichloropropane	ug/L	50	48.3	97	60-140	
2-Chlorotoluene	ug/L	50	46.0	92	60-140	
4-Chlorotoluene	ug/L	50	46.9	94	60-140	
Benzene	ug/L	50	46.5	93	60-140	
Bromobenzene	ug/L	50	47.1	94	60-140	
Bromochloromethane	ug/L	50	42.9	86	60-140	
Bromodichloromethane	ug/L	50	43.4	87	60-140	
Bromoform	ug/L	50	46.9	94	60-140	
Bromomethane	ug/L	50	60.4	121	60-140	
Carbon tetrachloride	ug/L	50	51.7	103	60-140	
Chlorobenzene	ug/L	50	47.7	95	60-140	
Chloroethane	ug/L	50	67.7	135	60-140	
Chloroform	ug/L	50	43.4	87	60-140	
Chloromethane	ug/L	50	53.2	106	60-140	
cis-1,2-Dichloroethene	ug/L	50	47.1	94	60-140	
cis-1,3-Dichloropropene	ug/L	50	49.0	98	60-140	
Dibromochloromethane	ug/L	50	47.6	95	60-140	
Dibromomethane	ug/L	50	45.0	90	60-140	
Dichlorodifluoromethane	ug/L	50	63.0	126	60-140	
Diisopropyl ether	ug/L	50	51.0	102	60-140	
Ethylbenzene	ug/L	50	46.8	94	60-140	
Hexachloro-1,3-butadiene	ug/L	50	56.8	114	60-140	
Isopropylbenzene (Cumene)	ug/L	50	47.2	94	60-140	
m&p-Xylene	ug/L	100	92.6	93	60-140	
Methyl-tert-butyl ether	ug/L	50	46.7	93	60-140	
Methylene Chloride	ug/L	50	42.9	86	60-140	
n-Butylbenzene	ug/L	50	52.5	105	60-140	
n-Propylbenzene	ug/L	50	48.1	96	60-140	
Naphthalene	ug/L	50	49.1	98	60-140	
o-Xylene	ug/L	50	46.1	92	60-140	
sec-Butylbenzene	ug/L	50	50.7	101	60-140	
Styrene	ug/L	50	46.4	93	60-140	
tert-Butylbenzene	ug/L	50	41.3	83	60-140	
Tetrachloroethene	ug/L	50	51.4	103	60-140	
Toluene	ug/L	50	43.4	87	60-140	
trans-1,2-Dichloroethene	ug/L	50	49.8	100	60-140	
trans-1,3-Dichloropropene	ug/L	50	47.3	95	60-140	
Trichloroethene	ug/L	50	54.3	109	60-140	
Trichlorofluoromethane	ug/L	50	60.6	121	60-140	

Results presented on this page are in the units indicated by the "Units" column except where an alternate unit is presented to the right of the result.

REPORT OF LABORATORY ANALYSIS

This report shall not be reproduced, except in full,
without the written consent of Pace Analytical Services, LLC.

Pace Analytical Services, LLC
9800 Kincey Ave. Suite 100
Huntersville, NC 28078
(704)875-9092

QUALITY CONTROL DATA

Project: CPC HUNTERVILLE 60639876
Pace Project No.: 92607679

LABORATORY CONTROL SAMPLE: 3664440

Parameter	Units	Spike Conc.	LCS Result	LCS % Rec	% Rec Limits	Qualifiers
Vinyl chloride	ug/L	50	58.8	118	60-140	
1,2-Dichloroethane-d4 (S)	%			94	70-130	
4-Bromofluorobenzene (S)	%			94	70-130	
Toluene-d8 (S)	%			94	70-130	

MATRIX SPIKE & MATRIX SPIKE DUPLICATE: 3664441 3664442

Parameter	Units	92607679020 Result	MS Spike Conc.	MSD Spike Conc.	MS Result	MSD Result	MS % Rec	MSD % Rec	% Rec Limits	RPD	Max RPD	Qual
1,1,1,2-Tetrachloroethane	ug/L	ND	20	20	24.1	23.3	121	117	60-140	3	30	
1,1,1-Trichloroethane	ug/L	ND	20	20	25.6	24.7	128	123	60-140	4	30	
1,1,2,2-Tetrachloroethane	ug/L	ND	20	20	25.0	24.4	125	122	60-140	2	30	
1,1,2-Trichloroethane	ug/L	ND	20	20	25.5	24.6	128	123	60-140	3	30	
1,1-Dichloroethane	ug/L	ND	20	20	26.9	25.6	134	128	60-140	5	30	
1,1-Dichloroethene	ug/L	ND	20	20	28.5	27.7	142	139	60-140	3	30	M1
1,1-Dichloropropene	ug/L	ND	20	20	27.7	26.6	139	133	60-140	4	30	
1,2,3-Trichlorobenzene	ug/L	ND	20	20	21.8	20.3	109	101	60-140	7	30	
1,2,3-Trichloropropane	ug/L	ND	20	20	24.5	23.6	123	118	60-140	4	30	
1,2,4-Trichlorobenzene	ug/L	ND	20	20	21.7	20.2	109	101	60-140	7	30	
1,2,4-Trimethylbenzene	ug/L	ND	20	20	23.8	22.9	119	114	60-140	4	30	
1,2-Dibromo-3-chloropropane	ug/L	ND	20	20	22.7	21.8	114	109	60-140	4	30	
1,2-Dibromoethane (EDB)	ug/L	ND	20	20	25.3	24.6	127	123	60-140	3	30	
1,2-Dichlorobenzene	ug/L	ND	20	20	24.4	23.3	122	117	60-140	4	30	
1,2-Dichloroethane	ug/L	ND	20	20	25.2	24.1	126	121	60-140	4	30	
1,2-Dichloropropane	ug/L	ND	20	20	26.4	25.4	132	127	60-140	4	30	
1,3,5-Trimethylbenzene	ug/L	ND	20	20	24.7	23.5	124	118	60-140	5	30	
1,3-Dichlorobenzene	ug/L	ND	20	20	24.8	23.7	124	119	60-140	5	30	
1,3-Dichloropropane	ug/L	ND	20	20	25.6	24.7	128	124	60-140	4	30	
1,4-Dichlorobenzene	ug/L	ND	20	20	24.3	23.4	121	117	60-140	4	30	
2,2-Dichloropropane	ug/L	ND	20	20	25.4	24.5	127	122	60-140	4	30	
2-Chlorotoluene	ug/L	ND	20	20	25.4	24.0	127	120	60-140	6	30	
4-Chlorotoluene	ug/L	ND	20	20	25.2	24.2	126	121	60-140	4	30	
Benzene	ug/L	ND	20	20	24.8	24.1	124	121	60-140	3	30	
Bromobenzene	ug/L	ND	20	20	25.2	24.3	126	122	60-140	4	30	
Bromochloromethane	ug/L	ND	20	20	27.4	26.4	137	132	60-140	4	30	
Bromodichloromethane	ug/L	ND	20	20	24.5	23.7	122	119	60-140	3	30	
Bromoform	ug/L	ND	20	20	21.9	21.3	110	106	60-140	3	30	
Bromomethane	ug/L	ND	20	20	25.2	23.8	126	119	60-140	5	30	
Carbon tetrachloride	ug/L	ND	20	20	23.5	22.9	118	115	60-140	3	30	
Chlorobenzene	ug/L	ND	20	20	25.5	24.8	127	124	60-140	3	30	
Chloroethane	ug/L	ND	20	20	31.5	31.0	157	155	60-140	2	30	M1
Chloroform	ug/L	ND	20	20	26.9	25.4	135	127	60-140	6	30	
Chloromethane	ug/L	ND	20	20	27.8	27.2	139	136	60-140	2	30	
cis-1,2-Dichloroethene	ug/L	ND	20	20	26.7	25.6	134	128	60-140	4	30	

Results presented on this page are in the units indicated by the "Units" column except where an alternate unit is presented to the right of the result.

REPORT OF LABORATORY ANALYSIS

This report shall not be reproduced, except in full,
without the written consent of Pace Analytical Services, LLC.

Pace Analytical Services, LLC
9800 Kincey Ave. Suite 100
Huntersville, NC 28078
(704)875-9092

QUALITY CONTROL DATA

Project: CPC HUNTERVILLE 60639876
Pace Project No.: 92607679

MATRIX SPIKE & MATRIX SPIKE DUPLICATE: 3664441 3664442

Parameter	Units	92607679020 Result	MS Spike Conc.	MSD Spike Conc.	MS Result	MSD Result	MS % Rec	MSD % Rec	% Rec Limits	RPD	Max RPD	Qual
cis-1,3-Dichloropropene	ug/L	ND	20	20	25.4	24.3	127	122	60-140	4	30	
Dibromochloromethane	ug/L	ND	20	20	23.8	23.0	119	115	60-140	3	30	
Dibromomethane	ug/L	ND	20	20	24.1	23.6	121	118	60-140	2	30	
Dichlorodifluoromethane	ug/L	ND	20	20	26.7	25.7	133	129	60-140	4	30	
Diisopropyl ether	ug/L	1.1	20	20	27.0	26.0	130	125	60-140	4	30	
Ethylbenzene	ug/L	ND	20	20	25.4	24.5	127	122	60-140	4	30	
Hexachloro-1,3-butadiene	ug/L	ND	20	20	20.6	19.1	103	96	60-140	7	30	
Isopropylbenzene (Cumene)	ug/L	ND	20	20	23.6	22.8	118	114	60-140	4	30	
m&p-Xylene	ug/L	ND	40	40	50.4	49.1	126	123	60-140	3	30	
Methyl-tert-butyl ether	ug/L	ND	20	20	24.5	23.8	122	119	60-140	3	30	
Methylene Chloride	ug/L	ND	20	20	24.9	23.9	124	120	60-140	4	30	
n-Butylbenzene	ug/L	ND	20	20	24.0	22.4	120	112	60-140	7	30	
n-Propylbenzene	ug/L	ND	20	20	25.3	24.3	127	122	60-140	4	30	
Naphthalene	ug/L	ND	20	20	24.0	22.3	120	111	60-140	8	30	
o-Xylene	ug/L	ND	20	20	24.7	24.0	124	120	60-140	3	30	
sec-Butylbenzene	ug/L	ND	20	20	24.6	23.2	123	116	60-140	6	30	
Styrene	ug/L	ND	20	20	26.1	25.3	131	126	60-140	3	30	
tert-Butylbenzene	ug/L	ND	20	20	20.1	19.1	101	95	60-140	5	30	
Tetrachloroethene	ug/L	ND	20	20	23.9	23.0	120	115	60-140	4	30	
Toluene	ug/L	ND	20	20	25.1	24.3	125	122	60-140	3	30	
trans-1,2-Dichloroethene	ug/L	ND	20	20	27.4	26.3	137	132	60-140	4	30	
trans-1,3-Dichloropropene	ug/L	ND	20	20	24.8	23.9	124	120	60-140	4	30	
Trichloroethene	ug/L	ND	20	20	25.6	25.0	128	125	60-140	3	30	
Trichlorofluoromethane	ug/L	0.57J	20	20	25.6	24.5	125	120	60-140	4	30	
Vinyl chloride	ug/L	ND	20	20	28.2	27.0	141	135	60-140	5	30	M1
1,2-Dichloroethane-d4 (S)	%						100	100	70-130			
4-Bromofluorobenzene (S)	%						97	97	70-130			
Toluene-d8 (S)	%						99	99	70-130			

Results presented on this page are in the units indicated by the "Units" column except where an alternate unit is presented to the right of the result.

REPORT OF LABORATORY ANALYSIS

This report shall not be reproduced, except in full,
without the written consent of Pace Analytical Services, LLC.

Pace Analytical Services, LLC
9800 Kincey Ave. Suite 100
Huntersville, NC 28078
(704)875-9092

QUALITY CONTROL DATA

Project: CPC HUNTERVILLE 60639876
Pace Project No.: 92607679

QC Batch: 702166
QC Batch Method: SM 6200B
Analysis Method: SM 6200B
Analysis Description: 6200B MSV
Laboratory: Pace Analytical Services - Charlotte
Associated Lab Samples: 92607679021, 92607679022, 92607679023, 92607679024, 92607679025, 92607679026, 92607679027, 92607679028, 92607679029, 92607679030, 92607679031, 92607679032, 92607679033, 92607679034

METHOD BLANK: 3664463
Matrix: Water
Associated Lab Samples: 92607679021, 92607679022, 92607679023, 92607679024, 92607679025, 92607679026, 92607679027, 92607679028, 92607679029, 92607679030, 92607679031, 92607679032, 92607679033, 92607679034

Parameter	Units	Blank Result	Reporting Limit	MDL	Analyzed	Qualifiers
1,1,1,2-Tetrachloroethane	ug/L	ND	0.50	0.31	06/03/22 18:59	
1,1,1-Trichloroethane	ug/L	ND	0.50	0.33	06/03/22 18:59	
1,1,2,2-Tetrachloroethane	ug/L	ND	0.50	0.22	06/03/22 18:59	
1,1,2-Trichloroethane	ug/L	ND	0.50	0.32	06/03/22 18:59	
1,1-Dichloroethane	ug/L	ND	0.50	0.37	06/03/22 18:59	
1,1-Dichloroethene	ug/L	ND	0.50	0.35	06/03/22 18:59	
1,1-Dichloropropene	ug/L	ND	0.50	0.43	06/03/22 18:59	
1,2,3-Trichlorobenzene	ug/L	ND	2.0	0.81	06/03/22 18:59	
1,2,3-Trichloropropane	ug/L	ND	0.50	0.26	06/03/22 18:59	
1,2,4-Trichlorobenzene	ug/L	ND	2.0	0.64	06/03/22 18:59	
1,2,4-Trimethylbenzene	ug/L	ND	0.50	0.50	06/03/22 18:59	
1,2-Dibromo-3-chloropropane	ug/L	ND	1.0	0.34	06/03/22 18:59	
1,2-Dibromoethane (EDB)	ug/L	ND	0.50	0.27	06/03/22 18:59	
1,2-Dichlorobenzene	ug/L	ND	0.50	0.34	06/03/22 18:59	
1,2-Dichloroethane	ug/L	ND	0.50	0.32	06/03/22 18:59	
1,2-Dichloropropane	ug/L	ND	0.50	0.36	06/03/22 18:59	
1,3,5-Trimethylbenzene	ug/L	ND	0.50	0.33	06/03/22 18:59	
1,3-Dichlorobenzene	ug/L	ND	0.50	0.34	06/03/22 18:59	
1,3-Dichloropropane	ug/L	ND	0.50	0.28	06/03/22 18:59	
1,4-Dichlorobenzene	ug/L	ND	0.50	0.33	06/03/22 18:59	
2,2-Dichloropropane	ug/L	ND	0.50	0.39	06/03/22 18:59	
2-Chlorotoluene	ug/L	ND	0.50	0.32	06/03/22 18:59	
4-Chlorotoluene	ug/L	ND	0.50	0.32	06/03/22 18:59	
Benzene	ug/L	ND	0.50	0.34	06/03/22 18:59	
Bromobenzene	ug/L	ND	0.50	0.29	06/03/22 18:59	
Bromochloromethane	ug/L	ND	0.50	0.47	06/03/22 18:59	
Bromodichloromethane	ug/L	ND	0.50	0.31	06/03/22 18:59	
Bromoform	ug/L	ND	0.50	0.34	06/03/22 18:59	
Bromomethane	ug/L	ND	5.0	1.7	06/03/22 18:59	
Carbon tetrachloride	ug/L	ND	0.50	0.33	06/03/22 18:59	
Chlorobenzene	ug/L	ND	0.50	0.28	06/03/22 18:59	
Chloroethane	ug/L	ND	1.0	0.65	06/03/22 18:59	
Chloroform	ug/L	ND	0.50	0.43	06/03/22 18:59	
Chloromethane	ug/L	ND	1.0	0.54	06/03/22 18:59	
cis-1,2-Dichloroethene	ug/L	ND	0.50	0.38	06/03/22 18:59	
cis-1,3-Dichloropropene	ug/L	ND	0.50	0.36	06/03/22 18:59	
Dibromochloromethane	ug/L	ND	0.50	0.36	06/03/22 18:59	
Dibromomethane	ug/L	ND	0.50	0.39	06/03/22 18:59	
Dichlorodifluoromethane	ug/L	ND	0.50	0.35	06/03/22 18:59	

Results presented on this page are in the units indicated by the "Units" column except where an alternate unit is presented to the right of the result.

REPORT OF LABORATORY ANALYSIS

This report shall not be reproduced, except in full,
without the written consent of Pace Analytical Services, LLC.

Pace Analytical Services, LLC
9800 Kincey Ave. Suite 100
Huntersville, NC 28078
(704)875-9092

QUALITY CONTROL DATA

Project: CPC HUNTERVILLE 60639876
Pace Project No.: 92607679

METHOD BLANK: 3664463 Matrix: Water

Associated Lab Samples: 92607679021, 92607679022, 92607679023, 92607679024, 92607679025, 92607679026, 92607679027, 92607679028, 92607679029, 92607679030, 92607679031, 92607679032, 92607679033, 92607679034

Parameter	Units	Blank Result	Reporting Limit	MDL	Analyzed	Qualifiers
Diisopropyl ether	ug/L	ND	0.50	0.31	06/03/22 18:59	
Ethylbenzene	ug/L	ND	0.50	0.30	06/03/22 18:59	
Hexachloro-1,3-butadiene	ug/L	ND	2.0	1.5	06/03/22 18:59	
Isopropylbenzene (Cumene)	ug/L	ND	0.50	0.33	06/03/22 18:59	
m&p-Xylene	ug/L	ND	1.0	0.71	06/03/22 18:59	
Methyl-tert-butyl ether	ug/L	ND	0.50	0.42	06/03/22 18:59	
Methylene Chloride	ug/L	ND	2.0	2.0	06/03/22 18:59	
n-Butylbenzene	ug/L	ND	0.50	0.49	06/03/22 18:59	
n-Propylbenzene	ug/L	ND	0.50	0.34	06/03/22 18:59	
Naphthalene	ug/L	ND	2.0	0.64	06/03/22 18:59	
o-Xylene	ug/L	ND	0.50	0.34	06/03/22 18:59	
sec-Butylbenzene	ug/L	ND	0.50	0.40	06/03/22 18:59	
Styrene	ug/L	ND	0.50	0.29	06/03/22 18:59	
tert-Butylbenzene	ug/L	ND	0.50	0.32	06/03/22 18:59	
Tetrachloroethene	ug/L	ND	0.50	0.29	06/03/22 18:59	
Toluene	ug/L	ND	0.50	0.48	06/03/22 18:59	
trans-1,2-Dichloroethene	ug/L	ND	0.50	0.40	06/03/22 18:59	
trans-1,3-Dichloropropene	ug/L	ND	0.50	0.36	06/03/22 18:59	
Trichloroethene	ug/L	ND	0.50	0.38	06/03/22 18:59	
Trichlorofluoromethane	ug/L	ND	1.0	0.30	06/03/22 18:59	
Vinyl chloride	ug/L	ND	1.0	0.39	06/03/22 18:59	
1,2-Dichloroethane-d4 (S)	%	100	70-130		06/03/22 18:59	
4-Bromofluorobenzene (S)	%	98	70-130		06/03/22 18:59	
Toluene-d8 (S)	%	98	70-130		06/03/22 18:59	

LABORATORY CONTROL SAMPLE: 3664464

Parameter	Units	Spike Conc.	LCS Result	LCS % Rec	% Rec Limits	Qualifiers
1,1,1,2-Tetrachloroethane	ug/L	50	52.0	104	60-140	
1,1,1-Trichloroethane	ug/L	50	53.1	106	60-140	
1,1,2,2-Tetrachloroethane	ug/L	50	55.6	111	60-140	
1,1,2-Trichloroethane	ug/L	50	57.3	115	60-140	
1,1-Dichloroethane	ug/L	50	55.9	112	60-140	
1,1-Dichloroethene	ug/L	50	58.7	117	60-140	
1,1-Dichloropropene	ug/L	50	56.4	113	60-140	
1,2,3-Trichlorobenzene	ug/L	50	46.5	93	60-140	
1,2,3-Trichloropropane	ug/L	50	54.3	109	60-140	
1,2,4-Trichlorobenzene	ug/L	50	46.6	93	60-140	
1,2,4-Trimethylbenzene	ug/L	50	51.5	103	60-140	
1,2-Dibromo-3-chloropropane	ug/L	50	52.4	105	60-140	
1,2-Dibromoethane (EDB)	ug/L	50	55.9	112	60-140	
1,2-Dichlorobenzene	ug/L	50	53.2	106	60-140	
1,2-Dichloroethane	ug/L	50	53.4	107	60-140	

Results presented on this page are in the units indicated by the "Units" column except where an alternate unit is presented to the right of the result.

REPORT OF LABORATORY ANALYSIS

This report shall not be reproduced, except in full,
without the written consent of Pace Analytical Services, LLC.

Pace Analytical Services, LLC
9800 Kincey Ave. Suite 100
Huntersville, NC 28078
(704)875-9092

QUALITY CONTROL DATA

Project: CPC HUNTERVILLE 60639876
Pace Project No.: 92607679

LABORATORY CONTROL SAMPLE: 3664464

Parameter	Units	Spike Conc.	LCS Result	LCS % Rec	% Rec Limits	Qualifiers
1,2-Dichloropropane	ug/L	50	56.6	113	60-140	
1,3,5-Trimethylbenzene	ug/L	50	52.1	104	60-140	
1,3-Dichlorobenzene	ug/L	50	52.7	105	60-140	
1,3-Dichloropropane	ug/L	50	56.0	112	60-140	
1,4-Dichlorobenzene	ug/L	50	52.3	105	60-140	
2,2-Dichloropropane	ug/L	50	51.4	103	60-140	
2-Chlorotoluene	ug/L	50	53.7	107	60-140	
4-Chlorotoluene	ug/L	50	53.5	107	60-140	
Benzene	ug/L	50	51.2	102	60-140	
Bromobenzene	ug/L	50	54.1	108	60-140	
Bromochloromethane	ug/L	50	59.0	118	60-140	
Bromodichloromethane	ug/L	50	54.4	109	60-140	
Bromoform	ug/L	50	50.9	102	60-140	
Bromomethane	ug/L	50	44.2	88	60-140	
Carbon tetrachloride	ug/L	50	48.4	97	60-140	
Chlorobenzene	ug/L	50	53.3	107	60-140	
Chloroethane	ug/L	50	43.0	86	60-140	
Chloroform	ug/L	50	58.5	117	60-140	
Chloromethane	ug/L	50	55.7	111	60-140	
cis-1,2-Dichloroethene	ug/L	50	55.8	112	60-140	
cis-1,3-Dichloropropene	ug/L	50	57.1	114	60-140	
Dibromochloromethane	ug/L	50	53.0	106	60-140	
Dibromomethane	ug/L	50	53.7	107	60-140	
Dichlorodifluoromethane	ug/L	50	56.9	114	60-140	
Diisopropyl ether	ug/L	50	55.7	111	60-140	
Ethylbenzene	ug/L	50	51.8	104	60-140	
Hexachloro-1,3-butadiene	ug/L	50	38.7	77	60-140	
Isopropylbenzene (Cumene)	ug/L	50	48.5	97	60-140	
m&p-Xylene	ug/L	100	104	104	60-140	
Methyl-tert-butyl ether	ug/L	50	55.5	111	60-140	
Methylene Chloride	ug/L	50	53.4	107	60-140	
n-Butylbenzene	ug/L	50	49.1	98	60-140	
n-Propylbenzene	ug/L	50	53.2	106	60-140	
Naphthalene	ug/L	50	54.6	109	60-140	
o-Xylene	ug/L	50	52.5	105	60-140	
sec-Butylbenzene	ug/L	50	50.1	100	60-140	
Styrene	ug/L	50	55.9	112	60-140	
tert-Butylbenzene	ug/L	50	41.8	84	60-140	
Tetrachloroethene	ug/L	50	48.2	96	60-140	
Toluene	ug/L	50	52.9	106	60-140	
trans-1,2-Dichloroethene	ug/L	50	57.9	116	60-140	
trans-1,3-Dichloropropene	ug/L	50	56.1	112	60-140	
Trichloroethene	ug/L	50	52.7	105	60-140	
Trichlorofluoromethane	ug/L	50	46.9	94	60-140	
Vinyl chloride	ug/L	50	57.6	115	60-140	
1,2-Dichloroethane-d4 (S)	%			105	70-130	
4-Bromofluorobenzene (S)	%			96	70-130	

Results presented on this page are in the units indicated by the "Units" column except where an alternate unit is presented to the right of the result.

REPORT OF LABORATORY ANALYSIS

This report shall not be reproduced, except in full,
without the written consent of Pace Analytical Services, LLC.

Pace Analytical Services, LLC
9800 Kincey Ave. Suite 100
Huntersville, NC 28078
(704)875-9092

QUALITY CONTROL DATA

Project: CPC HUNTERVILLE 60639876
Pace Project No.: 92607679

LABORATORY CONTROL SAMPLE: 3664464

Parameter	Units	Spike Conc.	LCS Result	LCS % Rec	% Rec Limits	Qualifiers
Toluene-d8 (S)	%			100	70-130	

MATRIX SPIKE & MATRIX SPIKE DUPLICATE: 3664465 3664466

Parameter	Units	92607679024 Result	MS Spike Conc.	MSD Spike Conc.	MS Result	MSD Result	MS % Rec	MSD % Rec	% Rec Limits	RPD	Max RPD	Qual
1,1,1,2-Tetrachloroethane	ug/L	ND	20	20	26.2	26.5	131	132	60-140	1	30	
1,1,1-Trichloroethane	ug/L	ND	20	20	29.1	29.4	146	147	60-140	1	30	M1
1,1,2,2-Tetrachloroethane	ug/L	ND	20	20	27.8	28.1	139	140	60-140	1	30	
1,1,2-Trichloroethane	ug/L	ND	20	20	28.5	29.0	142	145	60-140	2	30	M1
1,1-Dichloroethane	ug/L	ND	20	20	30.4	30.3	152	151	60-140	0	30	M1
1,1-Dichloroethene	ug/L	ND	20	20	32.0	32.5	160	163	60-140	1	30	M1
1,1-Dichloropropene	ug/L	ND	20	20	30.6	30.9	153	155	60-140	1	30	M1
1,2,3-Trichlorobenzene	ug/L	ND	20	20	21.4	22.2	107	111	60-140	4	30	
1,2,3-Trichloropropane	ug/L	ND	20	20	27.0	27.4	135	137	60-140	1	30	
1,2,4-Trichlorobenzene	ug/L	ND	20	20	21.7	22.3	109	111	60-140	2	30	
1,2,4-Trimethylbenzene	ug/L	ND	20	20	25.5	25.5	128	127	60-140	0	30	
1,2-Dibromo-3-chloropropane	ug/L	ND	20	20	23.6	25.0	118	125	60-140	6	30	
1,2-Dibromoethane (EDB)	ug/L	ND	20	20	27.7	28.5	138	142	60-140	3	30	M1
1,2-Dichlorobenzene	ug/L	ND	20	20	26.4	26.5	132	133	60-140	1	30	
1,2-Dichloroethane	ug/L	ND	20	20	28.7	29.0	144	145	60-140	1	30	M1
1,2-Dichloropropane	ug/L	ND	20	20	28.9	29.5	145	147	60-140	2	30	M1
1,3,5-Trimethylbenzene	ug/L	ND	20	20	26.4	26.5	132	133	60-140	1	30	
1,3-Dichlorobenzene	ug/L	ND	20	20	26.7	26.7	133	133	60-140	0	30	
1,3-Dichloropropane	ug/L	ND	20	20	28.1	28.5	141	143	60-140	1	30	M1
1,4-Dichlorobenzene	ug/L	ND	20	20	25.9	26.1	129	131	60-140	1	30	
2,2-Dichloropropane	ug/L	ND	20	20	27.9	28.3	140	142	60-140	1	30	M1
2-Chlorotoluene	ug/L	ND	20	20	26.9	27.1	134	135	60-140	1	30	
4-Chlorotoluene	ug/L	ND	20	20	27.4	27.1	137	136	60-140	1	30	
Benzene	ug/L	ND	20	20	27.6	27.8	138	139	60-140	1	30	
Bromobenzene	ug/L	ND	20	20	27.4	27.5	137	137	60-140	0	30	
Bromochloromethane	ug/L	ND	20	20	31.8	31.4	159	157	60-140	1	30	M1
Bromodichloromethane	ug/L	ND	20	20	27.7	27.6	138	138	60-140	0	30	
Bromoform	ug/L	ND	20	20	24.1	25.0	121	125	60-140	4	30	
Bromomethane	ug/L	ND	20	20	23.4	25.1	117	125	60-140	7	30	
Carbon tetrachloride	ug/L	ND	20	20	25.6	26.0	128	130	60-140	1	30	
Chlorobenzene	ug/L	ND	20	20	27.9	27.8	140	139	60-140	0	30	
Chloroethane	ug/L	ND	20	20	37.8	36.5	189	183	60-140	3	30	M1
Chloroform	ug/L	ND	20	20	30.2	30.3	151	151	60-140	0	30	M1
Chloromethane	ug/L	ND	20	20	28.5	30.0	143	150	60-140	5	30	M1
cis-1,2-Dichloroethene	ug/L	ND	20	20	30.0	30.5	150	153	60-140	2	30	M1
cis-1,3-Dichloropropene	ug/L	ND	20	20	27.8	28.2	139	141	60-140	2	30	M1
Dibromochloromethane	ug/L	ND	20	20	26.1	26.8	131	134	60-140	2	30	
Dibromomethane	ug/L	ND	20	20	27.1	27.4	135	137	60-140	1	30	

Results presented on this page are in the units indicated by the "Units" column except where an alternate unit is presented to the right of the result.

REPORT OF LABORATORY ANALYSIS

This report shall not be reproduced, except in full,
without the written consent of Pace Analytical Services, LLC.

Pace Analytical Services, LLC
9800 Kincey Ave. Suite 100
Huntersville, NC 28078
(704)875-9092

QUALITY CONTROL DATA

Project: CPC HUNTERVILLE 60639876
Pace Project No.: 92607679

MATRIX SPIKE & MATRIX SPIKE DUPLICATE: 3664465 3664466

Parameter	Units	92607679024 Result	MS Spike Conc.	MSD Spike Conc.	MS Result	MSD Result	MS % Rec	MSD % Rec	% Rec Limits	RPD	Max RPD	Qual
Dichlorodifluoromethane	ug/L	ND	20	20	28.1	27.9	141	139	60-140	1	30	M1
Diisopropyl ether	ug/L	ND	20	20	28.7	29.2	143	146	60-140	2	30	M1
Ethylbenzene	ug/L	ND	20	20	27.1	27.5	136	137	60-140	1	30	
Hexachloro-1,3-butadiene	ug/L	ND	20	20	20.2	20.0	101	100	60-140	1	30	
Isopropylbenzene (Cumene)	ug/L	ND	20	20	25.3	25.3	127	127	60-140	0	30	
m&p-Xylene	ug/L	ND	40	40	54.0	54.9	135	137	60-140	2	30	
Methyl-tert-butyl ether	ug/L	ND	20	20	28.1	28.5	141	142	60-140	1	30	M1
Methylene Chloride	ug/L	ND	20	20	28.6	28.2	143	141	60-140	2	30	M1
n-Butylbenzene	ug/L	ND	20	20	24.8	24.2	124	121	60-140	2	30	
n-Propylbenzene	ug/L	ND	20	20	27.0	27.0	135	135	60-140	0	30	
Naphthalene	ug/L	ND	20	20	23.7	24.9	119	125	60-140	5	30	
o-Xylene	ug/L	ND	20	20	26.7	26.9	134	134	60-140	0	30	
sec-Butylbenzene	ug/L	ND	20	20	25.6	25.5	128	128	60-140	0	30	
Styrene	ug/L	ND	20	20	28.4	28.6	142	143	60-140	1	30	M1
tert-Butylbenzene	ug/L	ND	20	20	21.3	21.2	107	106	60-140	1	30	
Tetrachloroethene	ug/L	ND	20	20	25.3	25.2	126	126	60-140	0	30	
Toluene	ug/L	ND	20	20	27.7	27.8	138	139	60-140	0	30	
trans-1,2-Dichloroethene	ug/L	ND	20	20	31.0	31.1	155	155	60-140	0	30	M1
trans-1,3-Dichloropropene	ug/L	ND	20	20	27.1	27.8	136	139	60-140	3	30	
Trichloroethene	ug/L	ND	20	20	28.2	28.3	141	141	60-140	0	30	M1
Trichlorofluoromethane	ug/L	0.62J	20	20	28.8	28.4	141	139	60-140	1	30	M1
Vinyl chloride	ug/L	ND	20	20	30.9	31.2	155	156	60-140	1	30	M1
1,2-Dichloroethane-d4 (S)	%						105	106	70-130			
4-Bromofluorobenzene (S)	%						96	97	70-130			
Toluene-d8 (S)	%						100	100	70-130			

Results presented on this page are in the units indicated by the "Units" column except where an alternate unit is presented to the right of the result.

REPORT OF LABORATORY ANALYSIS

This report shall not be reproduced, except in full,
without the written consent of Pace Analytical Services, LLC.

Pace Analytical Services, LLC
9800 Kincey Ave. Suite 100
Huntersville, NC 28078
(704)875-9092

QUALIFIERS

Project: CPC HUNTERVILLE 60639876
Pace Project No.: 92607679

DEFINITIONS

DF - Dilution Factor, if reported, represents the factor applied to the reported data due to dilution of the sample aliquot.

ND - Not Detected at or above adjusted reporting limit.

TNTC - Too Numerous To Count

J - Estimated concentration above the adjusted method detection limit and below the adjusted reporting limit.

MDL - Adjusted Method Detection Limit.

PQL - Practical Quantitation Limit.

RL - Reporting Limit - The lowest concentration value that meets project requirements for quantitative data with known precision and bias for a specific analyte in a specific matrix.

S - Surrogate

1,2-Diphenylhydrazine decomposes to and cannot be separated from Azobenzene using Method 8270. The result for each analyte is a combined concentration.

Consistent with EPA guidelines, unrounded data are displayed and have been used to calculate % recovery and RPD values.

LCS(D) - Laboratory Control Sample (Duplicate)

MS(D) - Matrix Spike (Duplicate)

DUP - Sample Duplicate

RPD - Relative Percent Difference

NC - Not Calculable.

SG - Silica Gel - Clean-Up

U - Indicates the compound was analyzed for, but not detected.

Acid preservation may not be appropriate for 2 Chloroethylvinyl ether.

A separate vial preserved to a pH of 4-5 is recommended in SW846 Chapter 4 for the analysis of Acrolein and Acrylonitrile by EPA Method 8260.

N-Nitrosodiphenylamine decomposes and cannot be separated from Diphenylamine using Method 8270. The result reported for each analyte is a combined concentration.

Reported results are not rounded until the final step prior to reporting. Therefore, calculated parameters that are typically reported as "Total" may vary slightly from the sum of the reported component parameters.

Pace Analytical is TNI accredited. Contact your Pace PM for the current list of accredited analytes.

TNI - The NELAC Institute.

ANALYTE QUALIFIERS

C9	Common Laboratory Contaminant.
M1	Matrix spike recovery exceeded QC limits. Batch accepted based on laboratory control sample (LCS) recovery.
N2	The lab does not hold NELAC/TNI accreditation for this parameter but other accreditations/certifications may apply. A complete list of accreditations/certifications is available upon request.

This report shall not be reproduced, except in full,
without the written consent of Pace Analytical Services, LLC.

Pace Analytical Services, LLC
9800 Kincey Ave. Suite 100
Huntersville, NC 28078
(704)875-9092

QUALITY CONTROL DATA CROSS REFERENCE TABLE

Project: CPC HUNTERVILLE 60639876
Pace Project No.: 92607679

Lab ID	Sample ID	QC Batch Method	QC Batch	Analytical Method	Analytical Batch
92607679001	**MW-53**	MADEP VPH	702533		
92607679002	**MW-34**	MADEP VPH	702533		
92607679003	**MW-06**	MADEP VPH	702533		
92607679004	**MW-95**	MADEP VPH	702533		
92607679005	**MW-07R**	MADEP VPH	702533		
92607679006	**MW-30**	MADEP VPH	702533		
92607679007	**MW-56**	MADEP VPH	702533		
92607679008	**MW-33**	MADEP VPH	702533		
92607679009	**MW-36DR**	MADEP VPH	702533		
92607679010	**MW-96**	MADEP VPH	702533		
92607679011	**MW-01**	MADEP VPH	702533		
92607679012	**MW-32**	MADEP VPH	702533		
92607679013	**MW-94**	MADEP VPH	702533		
92607679014	**MW-57**	MADEP VPH	702533		
92607679015	**MW-04**	MADEP VPH	702533		
92607679016	**MW-88**	MADEP VPH	702533		
92607679017	**MW-57D**	MADEP VPH	702533		
92607679018	**MW-05**	MADEP VPH	702533		
92607679019	**MW-02**	MADEP VPH	702583		
92607679020	**MW-36**	MADEP VPH	702583		
92607679021	**MW-04D**	MADEP VPH	702583		
92607679022	**MW-27**	MADEP VPH	702583		
92607679023	**MW-35**	MADEP VPH	702583		
92607679024	**MW-43**	MADEP VPH	702583		
92607679025	**MW-59**	MADEP VPH	702583		
92607679026	**DUP-1-20220602**	MADEP VPH	702583		
92607679027	**DUP-2-20220602**	MADEP VPH	702583		
92607679028	**EB-1-20220602**	MADEP VPH	702583		
92607679029	**EB-2-20220602**	MADEP VPH	702583		
92607679030	**FB-1-20220602**	MADEP VPH	702583		
92607679031	**FB-2-20220602**	MADEP VPH	702583		
92607679001	**MW-53**	EPA 3005A	702181	EPA 6020B	702287
92607679002	**MW-34**	EPA 3005A	702181	EPA 6020B	702287
92607679003	**MW-06**	EPA 3005A	702181	EPA 6020B	702287
92607679004	**MW-95**	EPA 3005A	702181	EPA 6020B	702287
92607679005	**MW-07R**	EPA 3005A	702181	EPA 6020B	702287
92607679006	**MW-30**	EPA 3005A	702181	EPA 6020B	702287
92607679007	**MW-56**	EPA 3005A	702181	EPA 6020B	702287
92607679008	**MW-33**	EPA 3005A	702181	EPA 6020B	702287
92607679009	**MW-36DR**	EPA 3005A	702181	EPA 6020B	702287
92607679010	**MW-96**	EPA 3005A	702181	EPA 6020B	702287
92607679011	**MW-01**	EPA 3005A	702181	EPA 6020B	702287
92607679012	**MW-32**	EPA 3005A	702181	EPA 6020B	702287
92607679013	**MW-94**	EPA 3005A	702181	EPA 6020B	702287
92607679014	**MW-57**	EPA 3005A	702181	EPA 6020B	702287
92607679015	**MW-04**	EPA 3005A	702181	EPA 6020B	702287
92607679016	**MW-88**	EPA 3005A	702181	EPA 6020B	702287
92607679017	**MW-57D**	EPA 3005A	702181	EPA 6020B	702287

REPORT OF LABORATORY ANALYSIS

This report shall not be reproduced, except in full,
without the written consent of Pace Analytical Services, LLC.

Pace Analytical Services, LLC
9800 Kincey Ave. Suite 100
Huntersville, NC 28078
(704)875-9092

QUALITY CONTROL DATA CROSS REFERENCE TABLE

Project: CPC HUNTERVILLE 60639876
Pace Project No.: 92607679

Lab ID	Sample ID	QC Batch Method	QC Batch	Analytical Method	Analytical Batch
92607679018	**MW-05**	EPA 3005A	702181	EPA 6020B	702287
92607679019	**MW-02**	EPA 3005A	702181	EPA 6020B	702287
92607679020	**MW-36**	EPA 3005A	702181	EPA 6020B	702287
92607679021	**MW-04D**	EPA 3005A	702184	EPA 6020B	702288
92607679022	**MW-27**	EPA 3005A	702184	EPA 6020B	702288
92607679023	**MW-35**	EPA 3005A	702184	EPA 6020B	702288
92607679024	**MW-43**	EPA 3005A	702184	EPA 6020B	702288
92607679025	**MW-59**	EPA 3005A	702184	EPA 6020B	702288
92607679026	**DUP-1-20220602**	EPA 3005A	702184	EPA 6020B	702288
92607679027	**DUP-2-20220602**	EPA 3005A	702184	EPA 6020B	702288
92607679028	**EB-1-20220602**	EPA 3005A	702184	EPA 6020B	702288
92607679029	**EB-2-20220602**	EPA 3005A	702184	EPA 6020B	702288
92607679001	**MW-53**	SM 6200B	702160		
92607679002	**MW-34**	SM 6200B	702160		
92607679003	**MW-06**	SM 6200B	702160		
92607679004	**MW-95**	SM 6200B	702160		
92607679005	**MW-07R**	SM 6200B	702160		
92607679006	**MW-30**	SM 6200B	702160		
92607679007	**MW-56**	SM 6200B	702160		
92607679008	**MW-33**	SM 6200B	702160		
92607679009	**MW-36DR**	SM 6200B	702160		
92607679010	**MW-96**	SM 6200B	702160		
92607679011	**MW-01**	SM 6200B	702160		
92607679012	**MW-32**	SM 6200B	702160		
92607679013	**MW-94**	SM 6200B	702160		
92607679014	**MW-57**	SM 6200B	702160		
92607679015	**MW-04**	SM 6200B	702160		
92607679016	**MW-88**	SM 6200B	702160		
92607679017	**MW-57D**	SM 6200B	702160		
92607679018	**MW-05**	SM 6200B	702160		
92607679019	**MW-02**	SM 6200B	702160		
92607679020	**MW-36**	SM 6200B	702160		
92607679021	**MW-04D**	SM 6200B	702166		
92607679022	**MW-27**	SM 6200B	702166		
92607679023	**MW-35**	SM 6200B	702166		
92607679024	**MW-43**	SM 6200B	702166		
92607679025	**MW-59**	SM 6200B	702166		
92607679026	**DUP-1-20220602**	SM 6200B	702166		
92607679027	**DUP-2-20220602**	SM 6200B	702166		
92607679028	**EB-1-20220602**	SM 6200B	702166		
92607679029	**EB-2-20220602**	SM 6200B	702166		
92607679030	**FB-1-20220602**	SM 6200B	702166		
92607679031	**FB-2-20220602**	SM 6200B	702166		
92607679032	**TRIP BLANK 1**	SM 6200B	702166		
92607679033	**TRIP BLANK 2**	SM 6200B	702166		
92607679034	**TRIP BLANK 3**	SM 6200B	702166		

This report shall not be reproduced, except in full,
without the written consent of Pace Analytical Services, LLC.

Pace ANALYTICAL SERVICES

Effective Date: 05/12/202205/12/2022

Laboratory receiving samples:

Asheville ☐ Eden ☐ Greenwood ☐ Huntersville ☑ Raleigh ☐ Mechanicsville ☐ Atlanta ☐ Kernersville ☐

Sample Condition Upon Receipt

Client Name: AECOM

Project #: WO# : 92607679

92607679

Courier: ☐ Commercial ☐ Fed Ex ☐ UPS ☐ USPS ☑ Client ☐ Pace ☐ Other:____

Custody Seal Present? ☐ Yes ☑ No Seals Intact? ☐ Yes ☐ No

Date/Initials Person Examining Contents: 6/2/22

Packing Material: ☐ Bubble Wrap ☑ Bubble Bags ☐ None ☑ Other

Biological Tissue Frozen? ☐ Yes ☐ No ☐ N/A

Thermometer: ☐ IR Gun ID: 92T064

Type of Ice: ☑ Wet ☐ Blue ☐ None

Cooler Temp: 2.7, 0.0 4.2

Correction Factor: Add/Subtract (°C) ____

Cooler Temp Corrected (°C): 2.7, 0.0, 4.2

Temp should be above freezing to 6°C

☐ Samples out of temp criteria. Samples on ice, cooling process has begun

USDA Regulated Soil (☑ N/A, water sample)

Did samples originate in a quarantine zone within the United States: CA, NY, or SC (check maps)? ☐ Yes ☐ No

Did samples originate from a foreign source (internationally, including Hawaii and Puerto Rico)? ☐ Yes ☐ No

				Comments/Discrepancy:
Chain of Custody Present?	☑ Yes	☐ No	☐ N/A	1.
Samples Arrived within Hold Time?	☑ Yes	☐ No	☐ N/A	2.
Short Hold Time Analysis (<72 hr.)?	☐ Yes	☑ No	☐ N/A	3.
Rush Turn Around Time Requested?	☑ Yes	☐ No	☐ N/A	4.
Sufficient Volume?	☑ Yes	☐ No	☐ N/A	5.
Correct Containers Used?	☑ Yes	☐ No	☐ N/A	6.
-Pace Containers Used?	☑ Yes	☐ No	☐ N/A	
Containers Intact?	☑ Yes	☐ No	☐ N/A	7.
Dissolved analysis: Samples Field Filtered?	☐ Yes	☐ No	☑ N/A	8.
Sample Labels Match COC? -Includes Date/Time/ID/Analysis Matrix: WT	☑ Yes	☐ No	☐ N/A	9.
Headspace in VOA Vials (>5-6mm)?	☐ Yes	☐ No	☑ N/A	10.
Trip Blank Present?	☐ Yes	☑ No	☐ N/A	11.
Trip Blank Custody Seals Present?	☐ Yes	☑ No	☐ N/A	

COMMENTS/SAMPLE DISCREPANCY

Field Data Required? ☐ Yes ☐ No

Lot ID of split containers:

CLIENT NOTIFICATION/RESOLUTION

Person contacted: ____ Date/Time: ____

Project Manager SCURF Review: ____ Date: ____

Project Manager SRF Review: ____ Date: ____

WO# : 92607679

Project #

PM: BV Due Date: 06/07/22

CLIENT: 92-AECOM CHA

*Check mark top half of box if pH and/or dechlorination is verified and within the acceptance range for preservation samples.

Exceptions: VOA, Coliform, TOC, Oil and Grease, DRO/8015 (water) DOC, ULHg

**Bottom half of box is to list number of bottles

***Check all unpreserved Nitrates for chlorine

Item#	BP4U-125 mL Plastic Unpreserved (N/A) (Cl-)	BP3U-250 mL Plastic Unpreserved (N/A)	BP2U-500 mL Plastic Unpreserved (N/A)	BP1U-1 liter Plastic Unpreserved (N/A)	BP4S-125 mL Plastic H2SO4 (pH < 2) (Cl-)	BP3N-250 mL Plastic HNO3 (pH < 2)	BP4Z-125 mL Plastic ZN Acetate & NaOH (>9)	BP4B-125 mL Plastic NaOH (pH > 12) (Cl-)	WGFU-Wide-mouthed Glass jar Unpreserved	AG1U-1 liter Amber Unpreserved (N/A) (Cl-)	AG1H-1 liter Amber HCl (pH < 2)	AG3U-250 mL Amber Unpreserved (N/A) (Cl-)	AG1S-1 liter Amber H2SO4 (pH < 2)	AG3S-250 mL Amber H2SO4 (pH < 2)	DG8A-250 mL Amber NH4Cl (N/A)(Cl-)	DG9H-40 mL VOA HCl (N/A)	VG9T-40 mL VOA Na2S2O3 (N/A)	VG9U-40 mL VOA Unpreserved (N/A)	DG9V-40 mL VOA H3PO4 (N/A)	DG9S-40 mL VOA H2SO4 (N/A)	V/GK (3 vials per kit)-VPH/Gas kit (N/A)	SP5T-125 mL Sterile Plastic (N/A – lab)	SP2T-250 mL Sterile Plastic (N/A – lab)		BP3R-250 mL Plastic (NH2)2SO4 (9.3-9.7)	AG0U-100 mL Amber Unpreserved (N/A) (Cl-)	VSGU-20 mL Scintillation vials (N/A)	DG9U-40 mL Amber Unpreserved vials (N/A)
1						1										7												
2						1										7												
3						1																						
4						1																						
5						1																						
6						1																						
7						1																						
8						1																						
9						1																						
10						1																						
11						1																						
12						1																						

pH Adjustment Log for Preserved Samples

Sample ID	Type of Preservative	pH upon receipt	Date preservation adjusted	Time preservation adjusted	Amount of Preservative added	Lot #

Note: Whenever there is a discrepancy affecting North Carolina compliance samples, a copy of this form will be sent to the North Carolina DENR Certification Office (i.e. Out of hold, incorrect preservative, out of temp, incorrect containers.

*Check mark top half of box if pH and/or dechlorination is verified and within the acceptance range for preservation samples.

Exceptions: VOA, coliform, TOC, Oil and Grease, DRO/8015 (water) DOC, ULHg

Project #

**Bottom half of box is to list number of bottles

***Check all unpreserved Nitrates for chlorine

Item#	BP4U-125 mL Plastic Unpreserved (N/A) (Cl-)	BP3U-250 mL Plastic Unpreserved (N/A)	BP2U-500 mL Plastic Unpreserved (N/A)	BP1U-1 liter Plastic Unpreserved (N/A)	BP4S-125 mL Plastic H2SO4 (pH < 2) (Cl-)	BP3N-250 mL plastic HNO3 (pH < 2)	BP4Z-125 mL Plastic ZN Acetate & NaOH (>9)	BP4B-125 mL Plastic NaOH (pH ≥ 12) (Cl-)	WGFU-Wide-mouthed Glass Jar Unpreserved	AG1U-1 liter Amber Unpreserved (N/A) (Cl-)	AG1H-1 liter Amber HCl (pH < 2)	AG3U-250 mL Amber Unpreserved (N/A) (Cl-)	AG1S-1 liter Amber H2SO4 (pH < 2)	AG3S-250 mL Amber H2SO4 (pH < 2)	DG9A-250 mL Amber NH4Cl (N/A)(Cl-)	DG9H-40 mL VOA HCl (N/A)	VG9T-40 mL VOA Na2S2O3 (N/A)	VG9U-40 mL VOA Unpreserved (N/A)	DG9V-40 mL VOA H3PO4 (N/A)	DG9S-40 mL VOA H2SO4 (N/A)	V/GK (3 vials per kit)-VPH/Gas kit (N/A)	SP5T-125 mL Sterile Plastic (N/A – lab)	SR2T-250 mL Sterile Plastic (N/A – lab)		BP3R-250 mL Plastic (NH2)2SO4 (9.3-9.7)	AG0U-100 mL Amber Unpreserved (N/A) (Cl-)	VSGU-20 mL Scintillation vials (N/A)	DG9U-40 mL Amber Unpreserved vials (N/A)
1						1										7												
2						1										7												
3						1																						
4						1																						
5						1																						
6						1																						
7						1																						
8						1																						
9						1																						
10						1																						
11						1																						
12						1																						

pH Adjustment Log for Preserved Samples

Sample ID	Type of Preservative	pH upon receipt	Date preservation adjusted	Time preservation adjusted	Amount of Preservative added	Lot #

Note: Whenever there is a discrepancy affecting North Carolina compliance samples, a copy of this form will be sent to the North Carolina DENR Certification Office (i.e. Out of hold, incorrect preservative, out of temp, incorrect containers.

*Check mark top half of box if pH and/or dechlorination is verified and within the acceptance range for preservation samples.

Exceptions: VOA, Coliform, TOC, Oil and Grease, DRO/8015 (water) DOC, LLHg

Project #

**Bottom half of box is to list number of bottles

***Check all unpreserved Nitrates for chlorine

Item#	BP4U-125 mL Plastic Unpreserved (N/A) (Cl-)	BP3U-250 mL Plastic Unpreserved (N/A)	BP2U-500 mL Plastic Unpreserved (N/A)	BP1U-1 liter Plastic Unpreserved (N/A)	BP4S-125 mL Plastic H2SO4 (pH < 2) (Cl-)	BP3N-250 mL plastic HNO3 (pH < 2)	BP4Z-125 mL Plastic ZN Acetate & NaOH (>9)	BP4B-125 mL Plastic NaOH (pH > 12) (Cl-)	WGFU-Wide-mouthed Glass jar Unpreserved	AG1U-1 liter Amber Unpreserved (N/A) (Cl-)	AG1H-1 liter Amber HCl (pH < 2)	AG3U-250 mL Amber Unpreserved (N/A) (Cl-)	AG1S-1 liter Amber H2SO4 (pH < 2)	AG3S-250 mL Amber H2SO4 (pH < 2)	DG94-250 mL Amber NH4Cl (N/A)(Cl-)	DG9H-40 mL VOA HCl (N/A)	VG9T-40 mL VOA Na2S2O3 (N/A)	VG9U-40 mL VOA Unpreserved (N/A)	DG9V-40 mL VOA H3PO4 (N/A)	DG9S-40 mL VOA H2SO4 (N/A)	V/GK (3 vials per kit)-VPH/Gas kit (N/A)	SP5T-125 mL Sterile Plastic (N/A – lab)	SP2T-250 mL Sterile Plastic (N/A – lab)		BP3R-250 mL Plastic (NH2)2SO4 (9.3-9.7)	AG0U-100 mL Amber Unpreserved (N/A) (Cl-)	VSGU-20 mL Scintillation vials (N/A)	DG9U-40 mL Amber Unpreserved vials (N/A)
1																7												
2																												
3																												
4																												
5																												
6																												
7																												
8																2												
9																2												
10																2												
11																												
12																												

pH Adjustment Log for Preserved Samples

Sample ID	Type of Preservative	pH upon receipt	Date preservation adjusted	Time preservation adjusted	Amount of Preservative added	Lot #

Note: Whenever there is a discrepancy affecting North Carolina compliance samples, a copy of this form will be sent to the North Carolina DENR Certification Office (i.e. Out of hold, incorrect preservative, out of temp, incorrect containers.

Pace Analytical
WWW.PACELABS.COM

CHAIN-OF-CUSTODY / Analytical Request Document

The Chain-of-Custody is a LEGAL DOCUMENT. All relevant fields must be completed accurately.

Submitting a sample via this chain of custody constitutes acknowledgment and acceptance of the Pace Terms and Conditions found at https://info.pacelabs.com/hubfs/pas-standard-terms.pdf.

Page : 1 Of 5

Section A Required Client Information:		Section B Required Project Information:		Section C Invoice Information:	
Company:	AECOM	Report To:	Andrew Wreschnig	Attention:	
Address:	6000 Fairview Road	Copy To:		Company Name:	
	Suite 200, Charlotte, NC 28226			Address:	
Email:	andrew.wreschnig@aecom.com	Purchase Order #:		Pace Quote:	
Phone:	(704)522-0330 Fax:	Project Name:	CPC Huntersville 60639876	Pace Project Manager:	bonnie.vang@pacelabs.com,
Requested Due Date:		Project #:		Pace Profile #:	12518-3

Regulatory Agency: | State / Location: NC

Requested Analysis Filtered (Y/N)

ITEM #	SAMPLE ID (One Character per box. (A-Z, 0-9 / , -) Sample Ids must be unique)	MATRIX CODE (see valid codes to left)	SAMPLE TYPE (G=GRAB C=COMP)	COLLECTED START DATE	COLLECTED START TIME	COLLECTED END DATE	COLLECTED END TIME	SAMPLE TEMP AT COLLECTION	# OF CONTAINERS	Preservatives: Unpreserved	H2SO4	HNO3	HCl	NaOH	Na2S2O3	Methanol	Other	Analyses Test Y/N	6200	VPH	Lead; Total	Trip BLANK	DI Water	Residual Chlorine (Y/N)	92607679
1	MW-53	WT	G	6/2/22	0930				8	1			7						X	X	X				T1 001
2	MW-34				0950																				T1 002
3	MW-06				1005																				T2 003
4	MW-95				0745																				T3 004
5	MW-07R				1035																				T1 005
6	MW-30				1045																				T2 006
7	MW-56				1030																				T3 007
8	MW-33				1100																				T3 008
9	MW-36DR				1100																				T2 009
10	MW-96				1105																				T2 010
11	MW-01				1140																				T1 011
12	MW-32				1215																				T3 012

ADDITIONAL COMMENTS	RELINQUISHED BY / AFFILIATION	DATE	TIME	ACCEPTED BY / AFFILIATION	DATE	TIME	SAMPLE CONDITIONS
	SAM MOORE / AECOM	6/2/22	1630	CS Pace	6/2/22	1630	

SAMPLER NAME AND SIGNATURE

PRINT Name of SAMPLER: SAM MOORE

SIGNATURE of SAMPLER: [signature] DATE Signed: 6/2/22

TEMP in C	Received on Ice (Y/N)	Custody Sealed Cooler (Y/N)	Samples Intact (Y/N)

Pace Analytical
WWW.PACELABS.COM

CHAIN-OF-CUSTODY / Analytical Request Document

The Chain-of-Custody is a LEGAL DOCUMENT. All relevant fields must be completed accurately.

Submitting a sample via this chain of custody constitutes acknowledgment and acceptance of the Pace Terms and Conditions found at https://info.pacelabs.com/hubfs/pas-standard-terms.pdf.

Page : 2 Of 3

Section A
Required Client Information:

Company: AECOM
Address: 6000 Fairview Road
Suite 200, Charlotte, NC 28226
Email: andrew.wreschnig@aecom.com
Phone: (704)522-0330 Fax:
Requested Due Date:

Section B
Required Project Information:

Report To: Andrew Wreschnig
Copy To:
Purchase Order #:
Project Name: CPC Huntersville 60639876
Project #:

Section C
Invoice Information:

Attention:
Company Name:
Address:
Pace Quote:
Pace Project Manager: bonnie.vang@pacelabs.com,
Pace Profile #: 12518-3

Regulatory Agency:
State / Location: NC

Requested Analysis Filtered (Y/N)

ITEM #	SAMPLE ID (One Character per box. (A-Z, 0-9 / , -) Sample Ids must be unique)	MATRIX CODE (see valid codes to left)	SAMPLE TYPE (G=GRAB C=COMP)	COLLECTED START DATE	COLLECTED START TIME	COLLECTED END DATE	COLLECTED END TIME	SAMPLE TEMP AT COLLECTION	# OF CONTAINERS	Preservatives: Unpreserved	H2SO4	HNO3	HCl	NaOH	Na2S2O3	Methanol	Other	Analyses Test Y/N	6200	VPH	Lead; Total	Trip BLANK	DI Water	Residual Chlorine (Y/N)	
	MATRIX CODE: Drinking Water DW, Water WT, Waste Water WW, Product P, Soil/Solid SL, Oil OL, Wipe WP, Air AR, Other OT, Tissue TS																								9260764
1	MW-9D	WT	G	6/1/22	1220				5	1			7						X	X	X				T1 013
2	MW-57				1145																				T3 014
3	MW-04				1240																				T2 015
4	MW-88				1325																				T1 016
5	MW-57D				1340																				T1 017
6	MW-05				1340																				T1 018
7	MW-02				1350																				T3 019
8	MW-36				1315																				T3 020
9	MW-04D				1220																				T1 021
10	MW-27				1410																				T2 022
11	MW-35				1500																				T1 023
12	MW-43				1515																				T2 024

ADDITIONAL COMMENTS	RELINQUISHED BY / AFFILIATION	DATE	TIME	ACCEPTED BY / AFFILIATION	DATE	TIME	SAMPLE CONDITIONS
	SAM MOORE/AECOM	6/2/22	1630	CS Pace	6/2/22	1630	

SAMPLER NAME AND SIGNATURE

PRINT Name of SAMPLER: SAM MOORE

SIGNATURE of SAMPLER: [signature]

DATE Signed: 6/2/22

TEMP in C	Received on Ice (Y/N)	Custody Sealed Cooler (Y/N)	Samples Intact (Y/N)

Pace Analytical
WWW.PACELABS.COM

CHAIN-OF-CUSTODY / Analytical Request Document

The Chain-of-Custody is a LEGAL DOCUMENT. All relevant fields must be completed accurately.

Submitting a sample via this chain of custody constitutes acknowledgment and acceptance of the Pace Terms and Conditions found at https://info.pacelabs.com/hubfs/pas-standard-terms.pdf.

Page : 3 Of 3

Section A Required Client Information:		Section B Required Project Information:		Section C Invoice Information:	
Company:	AECOM	Report To:	Andrew Wreschnig	Attention:	
Address:	6000 Fairview Road	Copy To:		Company Name:	
Suite 200, Charlotte, NC 28226				Address:	
Email:	andrew.wreschnig@aecom.com	Purchase Order #:		Pace Quote:	
Phone:	(704)522-0330 Fax:	Project Name:	CPC Huntersville 60639876	Pace Project Manager:	bonnie.vang@pacelabs.com,
Requested Due Date:		Project #:		Pace Profile #:	12518-3

Regulatory Agency:

State / Location: NC

Requested Analysis Filtered (Y/N)

ITEM #	SAMPLE ID (One Character per box. (A-Z, 0-9 / , -) Sample Ids must be unique)	MATRIX CODE (see valid codes to left)	SAMPLE TYPE (G=GRAB C=COMP)	COLLECTED START DATE	COLLECTED START TIME	COLLECTED END DATE	COLLECTED END TIME	SAMPLE TEMP AT COLLECTION	# OF CONTAINERS	Preservatives: Unpreserved	H2SO4	HNO3	HCl	NaOH	Na2S2O3	Methanol	Other	Analyses Test Y/N	6200	VPH	Lead; Total	Trip BLANK	DI Water	Residual Chlorine (Y/N)	92607679
1	MW-59	WT	G	6/1/22	1520				8	1			7					X	X	X					T3 025
2	DUP-1-20220602	WT	G		—																				T2 026
3	DUP-2-20220602	WT	G		—																				T3 027
4	EB-1-20220602	WT	G		1500																				T3 028
5	EB-2-20220602	WT	G		1510																				T1 029
6	FB-1-20220602	WT	G		1440				7				7												T1 030
7	FB-2-20220602	WT	G		1450																				T1 031
8	TRIP BLANK 1																					X			T1 032
9	TRIP BLANK 2																					X			T2 033
10	TRIP BLANK 3																					X			T3 034
11																									
12																									

MATRIX CODE: Drinking Water DW; Water WT; Waste Water WW; Product P; Soil/Solid SL; Oil OL; Wipe WP; Air AR; Other OT; Tissue TS

ADDITIONAL COMMENTS	RELINQUISHED BY / AFFILIATION	DATE	TIME	ACCEPTED BY / AFFILIATION	DATE	TIME	SAMPLE CONDITIONS
	Sam Moore / AECOM	6/2/22	1650	CS Pace	6/2/22	1630	

SAMPLER NAME AND SIGNATURE

PRINT Name of SAMPLER: SAM MOORE

SIGNATURE of SAMPLER: Sam Moore DATE Signed: 6/2/22

TEMP in C | Received on Ice (Y/N) | Custody Sealed Cooler (Y/N) | Samples Intact (Y/N)

Pace Analytical
WWW.PACELABS.COM

CHAIN-OF-CUSTODY / Analytical Request Document

The Chain-of-Custody is a LEGAL DOCUMENT. All relevant fields must be completed accurately.

Submitting a sample via this chain of custody constitutes acknowledgment and acceptance of the Pace Terms and Conditions found at https://info.pacelabs.com/hubfs/pas-standard-terms.pdf.

Page : 1 Of 5

Section A Required Client Information:	Section B Required Project Information:	Section C Invoice Information:	
Company: AECOM	Report To: Andrew Wreschnig	Attention:	
Address: 6000 Fairview Road	Copy To:	Company Name:	
Suite 200, Charlotte, NC 28226		Address:	Regulatory Agency
Email: andrew.wreschnig@aecom.com	Purchase Order #:	Pace Quote:	
Phone: (704)522-0330 Fax	Project Name: CPC Huntersville 60639876	Pace Project Manager: bonnie.vang@pacelabs.com,	State / Location
Requested Due Date:	Project #:	Pace Profile #: 12518-3	NC

ITEM #	SAMPLE ID (One Character per box. (A-Z, 0-9 / , -) Sample Ids must be unique)	MATRIX CODE (see valid codes to left)	SAMPLE TYPE (G=GRAB C=COMP)	COLLECTED START DATE	COLLECTED START TIME	COLLECTED END DATE	COLLECTED END TIME	SAMPLE TEMP AT COLLECTION	# OF CONTAINERS	Preservatives: Unpreserved	H2SO4	HNO3	HCl	NaOH	Na2S2O3	Methanol	Other	Analyses Test Y/N	Requested Analysis Filtered (Y/N): 6200	VPH	Lead; Total	Trip BLANK	DI Water	Residual Chlorine (Y/N)	
1	MW-53	WT	G	6/2/22	0930				8	1			7						X	X	X				T1
2	MW-34				0950																				T1
3	MW-06				1005																				T2
4	MW-95				0945																				T3
5	MW-07R				1035																				T1
6	MW-30				1045																				T2
7	MW-56				1030																				T3
8	MW-33				1100																				T3
9	MW-36DR				1100																				T2
10	MW-9C				1105																				T2
11	MW-01				1140																				T1
12	MW-32				1215																				T3

MATRIX CODE: Drinking Water DW; Water WT; Waste Water WW; Product P; Soil/Solid SL; Oil OL; Wipe WP; Air AR; Other OT; Tissue TS

ADDITIONAL COMMENTS	RELINQUISHED BY / AFFILIATION	DATE	TIME	ACCEPTED BY / AFFILIATION	DATE	TIME	SAMPLE CONDITIONS
	SAM MOORE / AECOM	6/2/22	1630	CS Pace	6/2/22	1636	

SAMPLER NAME AND SIGNATURE

PRINT Name of SAMPLER: SAM MOORE

SIGNATURE of SAMPLER: [signature] DATE Signed: 6/2/22

TEMP in C | Received on Ice (Y/N) | Custody Sealed Cooler (Y/N) | Samples Intact (Y/N)

Pace Analytical
WWW.PACELABS.COM

CHAIN-OF-CUSTODY / Analytical Request Document

The Chain-of-Custody is a LEGAL DOCUMENT. All relevant fields must be completed accurately.

Submitting a sample via this chain of custody constitutes acknowledgment and acceptance of the Pace Terms and Conditions found at https://info.pacelabs.com/hubfs/pas-standard-terms.pdf.

Page : 2 Of 3

Section A Required Client Information:	Section B Required Project Information:	Section C Invoice Information:	
Company: AECOM	Report To: Andrew Wreschnig	Attention:	
Address: 6000 Fairview Road	Copy To:	Company Name:	Regulatory Agency
Suite 200, Charlotte, NC 28226		Address:	
Email: andrew.wreschnig@aecom.com	Purchase Order #:	Pace Quote:	
Phone: (704)522-0330 Fax:	Project Name: CPC Huntersville 60639876	Pace Project Manager: bonnie.vang@pacelabs.com,	State / Location
Requested Due Date:	Project #:	Pace Profile #: 12518-3	NC

ITEM #	SAMPLE ID (One Character per box. (A-Z, 0-9 / , -) Sample Ids must be unique)	MATRIX CODE (see valid codes to left)	SAMPLE TYPE (G=GRAB C=COMP)	COLLECTED START DATE	COLLECTED START TIME	COLLECTED END DATE	COLLECTED END TIME	SAMPLE TEMP AT COLLECTION	# OF CONTAINERS	Preservatives: Unpreserved	H2SO4	HNO3	HCl	NaOH	Na2S2O3	Methanol	Other	Analyses Test Y/N	Requested Analysis Filtered (Y/N): 6200	VPH	Lead; Total	Trip BLANK	DI Water	Residual Chlorine (Y/N)	
1	MW-24	WT	G	6/2/22	1220				5	1			7						X	X	X				T1
2	MW-57				1145																				T3
3	MW-04				1240																				T2
4	MW-88				1325																				T1
5	MW-57D				1340																				T1
6	MW-05				1340																				T1
7	MW-02				1330																				T3
8	MW-36				1315																				T3
9	MW-04D				1220																				T1
10	MW-27				1410																				T2
11	MW-35				1500																				T1
12	MW-43				1515																				T2

ADDITIONAL COMMENTS	RELINQUISHED BY / AFFILIATION	DATE	TIME	ACCEPTED BY / AFFILIATION	DATE	TIME	SAMPLE CONDITIONS
	SAM MOORE/AECOM	6/2/22	1630	CS Pace	6/2/22	1630	

SAMPLER NAME AND SIGNATURE			TEMP in C	Received on Ice (Y/N)	Custody Sealed Cooler (Y/N)	Samples Intact (Y/N)
PRINT Name of SAMPLER:	SAM MOORE					
SIGNATURE of SAMPLER:		DATE Signed: 6/2/22				

Pace Analytical
WWW.PACELABS.COM

CHAIN-OF-CUSTODY / Analytical Request Document

The Chain-of-Custody is a LEGAL DOCUMENT. All relevant fields must be completed accurately.

Submitting a sample via this chain of custody constitutes acknowledgment and acceptance of the Pace Terms and Conditions found at https://info.pacelabs.com/hubfs/pas-standard-terms.pdf.

Page : 3 Of 3

Section A Required Client Information:		Section B Required Project Information:	Section C Invoice Information:	
Company: AECOM		Report To: Andrew Wreschnig	Attention:	
Address: 6000 Fairview Road		Copy To:	Company Name:	
Suite 200, Charlotte, NC 28226			Address:	Regulatory Agency
Email: andrew.wreschnig@aecom.com		Purchase Order #:	Pace Quote:	
Phone: (704)522-0330	Fax:	Project Name: CPC Huntersville 60639876	Pace Project Manager: bonnie.vang@pacelabs.com,	State / Location
Requested Due Date:		Project #:	Pace Profile #: 12518-3	NC

ITEM #	SAMPLE ID (One Character per box. (A-Z, 0-9 / , -) Sample Ids must be unique)	MATRIX CODE (see valid codes to left)	SAMPLE TYPE (G=GRAB C=COMP)	COLLECTED START DATE	COLLECTED START TIME	COLLECTED END DATE	COLLECTED END TIME	SAMPLE TEMP AT COLLECTION	# OF CONTAINERS	Preservatives: Unpreserved	H2SO4	HNO3	HCl	NaOH	Na2S2O3	Methanol	Other	Analyses Test Y/N	Requested Analysis Filtered (Y/N): 6200	VPH	Lead; Total	Trip BLANK	DI Water	Residual Chlorine (Y/N)	
1	MW-59	WT	G	6/1/22	1520				8	1			1					X	X	X					T3
2	DUP-1-20220602	WT	C		—																				T2
3	DUP-2-20220602	WT	C		—																				T3
4	EB-1-20220602	WT	G		1500																				T3
5	EB-2-20220602	WT	G		1510																				T1
6	FB-1-20220602	WT	G		1440				7				1												T1
7	FB-2-20220602	WT	G		1450																				T1
8	TRIP BLANK 1	WT	G																				X		T1
9	TRIP BLANK 2	WT	G																				X		T2
10	TRIP BLANK 3	WT	G																				X		T3
11																									
12																									

MATRIX CODE: Drinking Water DW; Water WT; Waste Water WW; Product P; Soil/Solid SL; Oil OL; Wipe WP; Air AR; Other OT; Tissue TS

ADDITIONAL COMMENTS	RELINQUISHED BY / AFFILIATION	DATE	TIME	ACCEPTED BY / AFFILIATION	DATE	TIME	SAMPLE CONDITIONS
	Sam Moore / AECOM	6/2/22	1630	CS Pace	6/2/22	1630	

SAMPLER NAME AND SIGNATURE			TEMP in C	Received on Ice (Y/N)	Custody Sealed Cooler (Y/N)	Samples Intact (Y/N)
PRINT Name of SAMPLER:	Sam Moore					
SIGNATURE of SAMPLER:		DATE Signed: 6/2/22				

Pace Analytical Services, LLC
9800 Kincey Ave. Suite 100
Huntersville, NC 28078
(704)875-9092

June 09, 2022

Andrew Wreschnig
AECOM
6000 Fairview Road
Suite 200
Charlotte, NC 28210

RE: Project: CPC HUNTERSVILLE 60639876
Pace Project No.: 92607868

Dear Andrew Wreschnig:

Enclosed are the analytical results for sample(s) received by the laboratory on June 03, 2022. The results relate only to the samples included in this report. Results reported herein conform to the applicable TNI/NELAC Standards and the laboratory's Quality Manual, where applicable, unless otherwise noted in the body of the report.

The test results provided in this final report were generated by each of the following laboratories within the Pace Network:

- Pace Analytical Services - Charlotte
- Pace Analytical Services - Peachtree Corners, GA

If you have any questions concerning this report, please feel free to contact me.

Sincerely,

Bonnie Vang
bonnie.vang@pacelabs.com
(704)875-9092
Project Manager

Enclosures

cc: Teresa Amentt Jennings, AECOM
Jeff Morrison, Colonial Pipeline Company

This report shall not be reproduced, except in full,
without the written consent of Pace Analytical Services, LLC.

Pace Analytical Services, LLC
9800 Kincey Ave. Suite 100
Huntersville, NC 28078
(704)875-9092

CERTIFICATIONS

Project: CPC HUNTERSVILLE 60639876
Pace Project No.: 92607868

Pace Analytical Services Charlotte

South Carolina Laboratory ID: 99006
9800 Kincey Ave. Ste 100, Huntersville, NC 28078
North Carolina Drinking Water Certification #: 37706
North Carolina Field Services Certification #: 5342
North Carolina Wastewater Certification #: 12
South Carolina Laboratory ID: 99006
South Carolina Certification #: 99006001
South Carolina Drinking Water Cert. #: 99006003
Florida/NELAP Certification #: E87627
Kentucky UST Certification #: 84
Louisiana DoH Drinking Water #: LA029
Virginia/VELAP Certification #: 460221

Pace Analytical Services Peachtree Corners

110 Technology Pkwy, Peachtree Corners, GA 30092
Florida DOH Certification #: E87315
Georgia DW Inorganics Certification #: 812
North Carolina Certification #: 381
South Carolina Certification #: 98011001

This report shall not be reproduced, except in full,
without the written consent of Pace Analytical Services, LLC.

Pace Analytical Services, LLC
9800 Kincey Ave. Suite 100
Huntersville, NC 28078
(704)875-9092

SAMPLE SUMMARY

Project: CPC HUNTERSVILLE 60639876
Pace Project No.: 92607868

Lab ID	Sample ID	Matrix	Date Collected	Date Received
92607868001	**MW-75**	Water	06/03/22 11:30	06/03/22 15:30

REPORT OF LABORATORY ANALYSIS

This report shall not be reproduced, except in full,
without the written consent of Pace Analytical Services, LLC.

Pace Analytical Services, LLC
9800 Kincey Ave. Suite 100
Huntersville, NC 28078
(704)875-9092

SAMPLE ANALYTE COUNT

Project: CPC HUNTERSVILLE 60639876
Pace Project No.: 92607868

Lab ID	Sample ID	Method	Analysts	Analytes Reported	Laboratory
92607868001	**MW-75**	MADEP VPH	MAD	6	PASI-C
		EPA 6020B	CW1	1	PASI-GA
		SM 6200B	SAS	63	PASI-C

PASI-C = Pace Analytical Services - Charlotte
PASI-GA = Pace Analytical Services - Peachtree Corners, GA

This report shall not be reproduced, except in full,
without the written consent of Pace Analytical Services, LLC.

Pace Analytical Services, LLC
9800 Kincey Ave. Suite 100
Huntersville, NC 28078
(704)875-9092

ANALYTICAL RESULTS

Project: CPC HUNTERSVILLE 60639876
Pace Project No.: 92607868

Sample: MW-75 **Lab ID: 92607868001** Collected: 06/03/22 11:30 Received: 06/03/22 15:30 Matrix: Water

Parameters	Results	Units	Report Limit	MDL	DF	Prepared	Analyzed	CAS No.	Qual
VPH NC Water	Analytical Method: MADEP VPH Pace Analytical Services - Charlotte								
Total VPH (C5-C12)	ND	ug/L	50.0	50.0	1		06/08/22 04:45		N2
Aliphatic (C05-C08)	ND	ug/L	50.0	50.0	1		06/08/22 04:45		N2
Aliphatic(C09-C12) Adjusted	ND	ug/L	50.0	50.0	1		06/08/22 04:45		N2
Aromatic (C09-C10)	ND	ug/L	50.0	50.0	1		06/08/22 04:45		N2
Surrogates									
4-Bromofluorobenzene (FID) (S)	97	%	70-130		1		06/08/22 04:45	460-00-4	
4-Bromofluorobenzene (PID) (S)	94	%	70-130		1		06/08/22 04:45	460-00-4	
6020 MET ICPMS	Analytical Method: EPA 6020B Preparation Method: EPA 3005A Pace Analytical Services - Peachtree Corners, GA								
Lead	**19.3**	ug/L	5.0	0.89	1	06/07/22 11:54	06/08/22 20:05	7439-92-1	
6200B MSV	Analytical Method: SM 6200B Pace Analytical Services - Charlotte								
Benzene	ND	ug/L	0.50	0.34	1		06/07/22 04:06	71-43-2	
Bromobenzene	ND	ug/L	0.50	0.29	1		06/07/22 04:06	108-86-1	
Bromochloromethane	ND	ug/L	0.50	0.47	1		06/07/22 04:06	74-97-5	
Bromodichloromethane	ND	ug/L	0.50	0.31	1		06/07/22 04:06	75-27-4	
Bromoform	ND	ug/L	0.50	0.34	1		06/07/22 04:06	75-25-2	
Bromomethane	ND	ug/L	5.0	1.7	1		06/07/22 04:06	74-83-9	
n-Butylbenzene	ND	ug/L	0.50	0.49	1		06/07/22 04:06	104-51-8	
sec-Butylbenzene	ND	ug/L	0.50	0.40	1		06/07/22 04:06	135-98-8	
tert-Butylbenzene	ND	ug/L	0.50	0.32	1		06/07/22 04:06	98-06-6	
Carbon tetrachloride	ND	ug/L	0.50	0.33	1		06/07/22 04:06	56-23-5	
Chlorobenzene	ND	ug/L	0.50	0.28	1		06/07/22 04:06	108-90-7	
Chloroethane	ND	ug/L	1.0	0.65	1		06/07/22 04:06	75-00-3	
Chloroform	ND	ug/L	0.50	0.43	1		06/07/22 04:06	67-66-3	
Chloromethane	ND	ug/L	1.0	0.54	1		06/07/22 04:06	74-87-3	
2-Chlorotoluene	ND	ug/L	0.50	0.32	1		06/07/22 04:06	95-49-8	
4-Chlorotoluene	ND	ug/L	0.50	0.32	1		06/07/22 04:06	106-43-4	
1,2-Dibromo-3-chloropropane	ND	ug/L	1.0	0.34	1		06/07/22 04:06	96-12-8	
Dibromochloromethane	ND	ug/L	0.50	0.36	1		06/07/22 04:06	124-48-1	
1,2-Dibromoethane (EDB)	ND	ug/L	0.50	0.27	1		06/07/22 04:06	106-93-4	
Dibromomethane	ND	ug/L	0.50	0.39	1		06/07/22 04:06	74-95-3	
1,2-Dichlorobenzene	ND	ug/L	0.50	0.34	1		06/07/22 04:06	95-50-1	
1,3-Dichlorobenzene	ND	ug/L	0.50	0.34	1		06/07/22 04:06	541-73-1	
1,4-Dichlorobenzene	ND	ug/L	0.50	0.33	1		06/07/22 04:06	106-46-7	
Dichlorodifluoromethane	ND	ug/L	0.50	0.35	1		06/07/22 04:06	75-71-8	
1,1-Dichloroethane	ND	ug/L	0.50	0.37	1		06/07/22 04:06	75-34-3	
1,2-Dichloroethane	ND	ug/L	0.50	0.32	1		06/07/22 04:06	107-06-2	
1,1-Dichloroethene	ND	ug/L	0.50	0.35	1		06/07/22 04:06	75-35-4	
cis-1,2-Dichloroethene	ND	ug/L	0.50	0.38	1		06/07/22 04:06	156-59-2	
trans-1,2-Dichloroethene	ND	ug/L	0.50	0.40	1		06/07/22 04:06	156-60-5	
1,2-Dichloropropane	ND	ug/L	0.50	0.36	1		06/07/22 04:06	78-87-5	
1,3-Dichloropropane	ND	ug/L	0.50	0.28	1		06/07/22 04:06	142-28-9	

REPORT OF LABORATORY ANALYSIS

This report shall not be reproduced, except in full,
without the written consent of Pace Analytical Services, LLC.

Pace Analytical Services, LLC
9800 Kincey Ave. Suite 100
Huntersville, NC 28078
(704)875-9092

ANALYTICAL RESULTS

Project: CPC HUNTERSVILLE 60639876
Pace Project No.: 92607868

Sample: MW-75 **Lab ID: 92607868001** Collected: 06/03/22 11:30 Received: 06/03/22 15:30 Matrix: Water

Parameters	Results	Units	Report Limit	MDL	DF	Prepared	Analyzed	CAS No.	Qual
6200B MSV	Analytical Method: SM 6200B Pace Analytical Services - Charlotte								
2,2-Dichloropropane	ND	ug/L	0.50	0.39	1		06/07/22 04:06	594-20-7	
1,1-Dichloropropene	ND	ug/L	0.50	0.43	1		06/07/22 04:06	563-58-6	
cis-1,3-Dichloropropene	ND	ug/L	0.50	0.36	1		06/07/22 04:06	10061-01-5	
trans-1,3-Dichloropropene	ND	ug/L	0.50	0.36	1		06/07/22 04:06	10061-02-6	
Diisopropyl ether	ND	ug/L	0.50	0.31	1		06/07/22 04:06	108-20-3	
Ethylbenzene	ND	ug/L	0.50	0.30	1		06/07/22 04:06	100-41-4	
Hexachloro-1,3-butadiene	ND	ug/L	2.0	1.5	1		06/07/22 04:06	87-68-3	
Isopropylbenzene (Cumene)	ND	ug/L	0.50	0.33	1		06/07/22 04:06	98-82-8	
Methylene Chloride	ND	ug/L	2.0	2.0	1		06/07/22 04:06	75-09-2	
Methyl-tert-butyl ether	ND	ug/L	0.50	0.42	1		06/07/22 04:06	1634-04-4	
Naphthalene	ND	ug/L	2.0	0.64	1		06/07/22 04:06	91-20-3	
n-Propylbenzene	ND	ug/L	0.50	0.34	1		06/07/22 04:06	103-65-1	
Styrene	ND	ug/L	0.50	0.29	1		06/07/22 04:06	100-42-5	
1,1,1,2-Tetrachloroethane	ND	ug/L	0.50	0.31	1		06/07/22 04:06	630-20-6	
1,1,2,2-Tetrachloroethane	ND	ug/L	0.50	0.22	1		06/07/22 04:06	79-34-5	
Tetrachloroethene	ND	ug/L	0.50	0.29	1		06/07/22 04:06	127-18-4	
Toluene	ND	ug/L	0.50	0.48	1		06/07/22 04:06	108-88-3	
1,2,3-Trichlorobenzene	ND	ug/L	2.0	0.81	1		06/07/22 04:06	87-61-6	
1,2,4-Trichlorobenzene	ND	ug/L	2.0	0.64	1		06/07/22 04:06	120-82-1	
1,1,1-Trichloroethane	ND	ug/L	0.50	0.33	1		06/07/22 04:06	71-55-6	
1,1,2-Trichloroethane	ND	ug/L	0.50	0.32	1		06/07/22 04:06	79-00-5	
Trichloroethene	ND	ug/L	0.50	0.38	1		06/07/22 04:06	79-01-6	
Trichlorofluoromethane	ND	ug/L	1.0	0.30	1		06/07/22 04:06	75-69-4	
1,2,3-Trichloropropane	ND	ug/L	0.50	0.26	1		06/07/22 04:06	96-18-4	
1,2,4-Trimethylbenzene	ND	ug/L	0.50	0.50	1		06/07/22 04:06	95-63-6	
1,3,5-Trimethylbenzene	ND	ug/L	0.50	0.33	1		06/07/22 04:06	108-67-8	
Vinyl chloride	ND	ug/L	1.0	0.39	1		06/07/22 04:06	75-01-4	
m&p-Xylene	ND	ug/L	1.0	0.71	1		06/07/22 04:06	179601-23-1	
o-Xylene	ND	ug/L	0.50	0.34	1		06/07/22 04:06	95-47-6	
Surrogates									
1,2-Dichloroethane-d4 (S)	91	%	70-130		1		06/07/22 04:06	17060-07-0	
4-Bromofluorobenzene (S)	100	%	70-130		1		06/07/22 04:06	460-00-4	
Toluene-d8 (S)	105	%	70-130		1		06/07/22 04:06	2037-26-5	

REPORT OF LABORATORY ANALYSIS

This report shall not be reproduced, except in full,
without the written consent of Pace Analytical Services, LLC.

Pace Analytical Services, LLC
9800 Kincey Ave. Suite 100
Huntersville, NC 28078
(704)875-9092

QUALITY CONTROL DATA

Project: CPC HUNTERSVILLE 60639876
Pace Project No.: 92607868

QC Batch: 702840
QC Batch Method: MADEP VPH
Analysis Method: MADEP VPH
Analysis Description: VPH NC Water
Laboratory: Pace Analytical Services - Charlotte
Associated Lab Samples: 92607868001

METHOD BLANK: 3668007 Matrix: Water
Associated Lab Samples: 92607868001

Parameter	Units	Blank Result	Reporting Limit	MDL	Analyzed	Qualifiers
Aliphatic (C05-C08)	ug/L	ND	50.0	50.0	06/08/22 03:18	N2
Aromatic (C09-C10)	ug/L	ND	50.0	50.0	06/08/22 03:18	N2
4-Bromofluorobenzene (FID) (S)	%	97	70-130		06/08/22 03:18	
4-Bromofluorobenzene (PID) (S)	%	94	70-130		06/08/22 03:18	

LABORATORY CONTROL SAMPLE & LCSD: 3668008 3668009

Parameter	Units	Spike Conc.	LCS Result	LCSD Result	LCS % Rec	LCSD % Rec	% Rec Limits	RPD	Max RPD	Qualifiers
Aliphatic (C05-C08)	ug/L	300	357	355	119	118	70-130	0	25	N2
Aromatic (C09-C10)	ug/L	100	106	104	106	104	70-130	1	25	N2
4-Bromofluorobenzene (FID) (S)	%				99	103	70-130			
4-Bromofluorobenzene (PID) (S)	%				97	101	70-130			

Results presented on this page are in the units indicated by the "Units" column except where an alternate unit is presented to the right of the result.

REPORT OF LABORATORY ANALYSIS

This report shall not be reproduced, except in full,
without the written consent of Pace Analytical Services, LLC.

Pace Analytical Services, LLC
9800 Kincey Ave. Suite 100
Huntersville, NC 28078
(704)875-9092

QUALITY CONTROL DATA

Project: CPC HUNTERSVILLE 60639876
Pace Project No.: 92607868

QC Batch: 702714
QC Batch Method: EPA 3005A
Analysis Method: EPA 6020B
Analysis Description: 6020 MET
Laboratory: Pace Analytical Services - Peachtree Corners, GA
Associated Lab Samples: 92607868001

METHOD BLANK: 3667012 Matrix: Water
Associated Lab Samples: 92607868001

Parameter	Units	Blank Result	Reporting Limit	MDL	Analyzed	Qualifiers
Lead	ug/L	ND	5.0	0.89	06/08/22 19:23	

LABORATORY CONTROL SAMPLE: 3667013

Parameter	Units	Spike Conc.	LCS Result	LCS % Rec	% Rec Limits	Qualifiers
Lead	ug/L	100	102	102	80-120	

MATRIX SPIKE & MATRIX SPIKE DUPLICATE: 3667014 3667015

Parameter	Units	92606747006 Result	MS Spike Conc.	MSD Spike Conc.	MS Result	MSD Result	MS % Rec	MSD % Rec	% Rec Limits	RPD	Max RPD	Qual
Lead	ug/L	ND	100	100	101	104	101	104	75-125	3	20	

Results presented on this page are in the units indicated by the "Units" column except where an alternate unit is presented to the right of the result.

REPORT OF LABORATORY ANALYSIS

This report shall not be reproduced, except in full,
without the written consent of Pace Analytical Services, LLC.

Pace Analytical Services, LLC
9800 Kincey Ave. Suite 100
Huntersville, NC 28078
(704)875-9092

QUALITY CONTROL DATA

Project: CPC HUNTERSVILLE 60639876
Pace Project No.: 92607868

QC Batch: 702615
QC Batch Method: SM 6200B
Analysis Method: SM 6200B
Analysis Description: 6200B MSV
Laboratory: Pace Analytical Services - Charlotte

Associated Lab Samples: 92607868001

METHOD BLANK: 3666750 Matrix: Water
Associated Lab Samples: 92607868001

Parameter	Units	Blank Result	Reporting Limit	MDL	Analyzed	Qualifiers
1,1,1,2-Tetrachloroethane	ug/L	ND	0.50	0.31	06/07/22 02:02	
1,1,1-Trichloroethane	ug/L	ND	0.50	0.33	06/07/22 02:02	
1,1,2,2-Tetrachloroethane	ug/L	ND	0.50	0.22	06/07/22 02:02	
1,1,2-Trichloroethane	ug/L	ND	0.50	0.32	06/07/22 02:02	
1,1-Dichloroethane	ug/L	ND	0.50	0.37	06/07/22 02:02	
1,1-Dichloroethene	ug/L	ND	0.50	0.35	06/07/22 02:02	
1,1-Dichloropropene	ug/L	ND	0.50	0.43	06/07/22 02:02	
1,2,3-Trichlorobenzene	ug/L	ND	2.0	0.81	06/07/22 02:02	
1,2,3-Trichloropropane	ug/L	ND	0.50	0.26	06/07/22 02:02	
1,2,4-Trichlorobenzene	ug/L	ND	2.0	0.64	06/07/22 02:02	
1,2,4-Trimethylbenzene	ug/L	ND	0.50	0.50	06/07/22 02:02	
1,2-Dibromo-3-chloropropane	ug/L	ND	1.0	0.34	06/07/22 02:02	
1,2-Dibromoethane (EDB)	ug/L	ND	0.50	0.27	06/07/22 02:02	
1,2-Dichlorobenzene	ug/L	ND	0.50	0.34	06/07/22 02:02	
1,2-Dichloroethane	ug/L	ND	0.50	0.32	06/07/22 02:02	
1,2-Dichloropropane	ug/L	ND	0.50	0.36	06/07/22 02:02	
1,3,5-Trimethylbenzene	ug/L	ND	0.50	0.33	06/07/22 02:02	
1,3-Dichlorobenzene	ug/L	ND	0.50	0.34	06/07/22 02:02	
1,3-Dichloropropane	ug/L	ND	0.50	0.28	06/07/22 02:02	
1,4-Dichlorobenzene	ug/L	ND	0.50	0.33	06/07/22 02:02	
2,2-Dichloropropane	ug/L	ND	0.50	0.39	06/07/22 02:02	
2-Chlorotoluene	ug/L	ND	0.50	0.32	06/07/22 02:02	
4-Chlorotoluene	ug/L	ND	0.50	0.32	06/07/22 02:02	
Benzene	ug/L	ND	0.50	0.34	06/07/22 02:02	
Bromobenzene	ug/L	ND	0.50	0.29	06/07/22 02:02	
Bromochloromethane	ug/L	ND	0.50	0.47	06/07/22 02:02	
Bromodichloromethane	ug/L	ND	0.50	0.31	06/07/22 02:02	
Bromoform	ug/L	ND	0.50	0.34	06/07/22 02:02	
Bromomethane	ug/L	ND	5.0	1.7	06/07/22 02:02	
Carbon tetrachloride	ug/L	ND	0.50	0.33	06/07/22 02:02	
Chlorobenzene	ug/L	ND	0.50	0.28	06/07/22 02:02	
Chloroethane	ug/L	ND	1.0	0.65	06/07/22 02:02	
Chloroform	ug/L	ND	0.50	0.43	06/07/22 02:02	
Chloromethane	ug/L	ND	1.0	0.54	06/07/22 02:02	
cis-1,2-Dichloroethene	ug/L	ND	0.50	0.38	06/07/22 02:02	
cis-1,3-Dichloropropene	ug/L	ND	0.50	0.36	06/07/22 02:02	
Dibromochloromethane	ug/L	ND	0.50	0.36	06/07/22 02:02	
Dibromomethane	ug/L	ND	0.50	0.39	06/07/22 02:02	
Dichlorodifluoromethane	ug/L	ND	0.50	0.35	06/07/22 02:02	
Diisopropyl ether	ug/L	ND	0.50	0.31	06/07/22 02:02	

Results presented on this page are in the units indicated by the "Units" column except where an alternate unit is presented to the right of the result.

REPORT OF LABORATORY ANALYSIS

This report shall not be reproduced, except in full,
without the written consent of Pace Analytical Services, LLC.

Pace Analytical Services, LLC
9800 Kincey Ave. Suite 100
Huntersville, NC 28078
(704)875-9092

QUALITY CONTROL DATA

Project: CPC HUNTERSVILLE 60639876
Pace Project No.: 92607868

METHOD BLANK: 3666750 Matrix: Water
Associated Lab Samples: 92607868001

Parameter	Units	Blank Result	Reporting Limit	MDL	Analyzed	Qualifiers
Ethylbenzene	ug/L	ND	0.50	0.30	06/07/22 02:02	
Hexachloro-1,3-butadiene	ug/L	ND	2.0	1.5	06/07/22 02:02	
Isopropylbenzene (Cumene)	ug/L	ND	0.50	0.33	06/07/22 02:02	
m&p-Xylene	ug/L	ND	1.0	0.71	06/07/22 02:02	
Methyl-tert-butyl ether	ug/L	ND	0.50	0.42	06/07/22 02:02	
Methylene Chloride	ug/L	ND	2.0	2.0	06/07/22 02:02	
n-Butylbenzene	ug/L	ND	0.50	0.49	06/07/22 02:02	
n-Propylbenzene	ug/L	ND	0.50	0.34	06/07/22 02:02	
Naphthalene	ug/L	ND	2.0	0.64	06/07/22 02:02	
o-Xylene	ug/L	ND	0.50	0.34	06/07/22 02:02	
sec-Butylbenzene	ug/L	ND	0.50	0.40	06/07/22 02:02	
Styrene	ug/L	ND	0.50	0.29	06/07/22 02:02	
tert-Butylbenzene	ug/L	ND	0.50	0.32	06/07/22 02:02	
Tetrachloroethene	ug/L	ND	0.50	0.29	06/07/22 02:02	
Toluene	ug/L	ND	0.50	0.48	06/07/22 02:02	
trans-1,2-Dichloroethene	ug/L	ND	0.50	0.40	06/07/22 02:02	
trans-1,3-Dichloropropene	ug/L	ND	0.50	0.36	06/07/22 02:02	
Trichloroethene	ug/L	ND	0.50	0.38	06/07/22 02:02	
Trichlorofluoromethane	ug/L	ND	1.0	0.30	06/07/22 02:02	
Vinyl chloride	ug/L	ND	1.0	0.39	06/07/22 02:02	
1,2-Dichloroethane-d4 (S)	%	92	70-130		06/07/22 02:02	
4-Bromofluorobenzene (S)	%	98	70-130		06/07/22 02:02	
Toluene-d8 (S)	%	105	70-130		06/07/22 02:02	

LABORATORY CONTROL SAMPLE: 3666751

Parameter	Units	Spike Conc.	LCS Result	LCS % Rec	% Rec Limits	Qualifiers
1,1,1,2-Tetrachloroethane	ug/L	50	46.7	93	60-140	
1,1,1-Trichloroethane	ug/L	50	49.9	100	60-140	
1,1,2,2-Tetrachloroethane	ug/L	50	42.6	85	60-140	
1,1,2-Trichloroethane	ug/L	50	47.6	95	60-140	
1,1-Dichloroethane	ug/L	50	44.7	89	60-140	
1,1-Dichloroethene	ug/L	50	51.0	102	60-140	
1,1-Dichloropropene	ug/L	50	46.6	93	60-140	
1,2,3-Trichlorobenzene	ug/L	50	47.5	95	60-140	
1,2,3-Trichloropropane	ug/L	50	42.4	85	60-140	
1,2,4-Trichlorobenzene	ug/L	50	45.9	92	60-140	
1,2,4-Trimethylbenzene	ug/L	50	44.3	89	60-140	
1,2-Dibromo-3-chloropropane	ug/L	50	41.2	82	60-140	
1,2-Dibromoethane (EDB)	ug/L	50	46.8	94	60-140	
1,2-Dichlorobenzene	ug/L	50	43.8	88	60-140	
1,2-Dichloroethane	ug/L	50	48.0	96	60-140	
1,2-Dichloropropane	ug/L	50	50.1	100	60-140	
1,3,5-Trimethylbenzene	ug/L	50	45.7	91	60-140	

Results presented on this page are in the units indicated by the "Units" column except where an alternate unit is presented to the right of the result.

REPORT OF LABORATORY ANALYSIS

This report shall not be reproduced, except in full,
without the written consent of Pace Analytical Services, LLC.

Pace Analytical Services, LLC
9800 Kincey Ave. Suite 100
Huntersville, NC 28078
(704)875-9092

QUALITY CONTROL DATA

Project: CPC HUNTERSVILLE 60639876
Pace Project No.: 92607868

LABORATORY CONTROL SAMPLE: 3666751

Parameter	Units	Spike Conc.	LCS Result	LCS % Rec	% Rec Limits	Qualifiers
1,3-Dichlorobenzene	ug/L	50	44.0	88	60-140	
1,3-Dichloropropane	ug/L	50	45.9	92	60-140	
1,4-Dichlorobenzene	ug/L	50	43.2	86	60-140	
2,2-Dichloropropane	ug/L	50	45.3	91	60-140	
2-Chlorotoluene	ug/L	50	42.4	85	60-140	
4-Chlorotoluene	ug/L	50	42.1	84	60-140	
Benzene	ug/L	50	45.8	92	60-140	
Bromobenzene	ug/L	50	42.8	86	60-140	
Bromochloromethane	ug/L	50	42.8	86	60-140	
Bromodichloromethane	ug/L	50	43.1	86	60-140	
Bromoform	ug/L	50	43.9	88	60-140	
Bromomethane	ug/L	50	59.2	118	60-140	
Carbon tetrachloride	ug/L	50	51.9	104	60-140	
Chlorobenzene	ug/L	50	44.5	89	60-140	
Chloroethane	ug/L	50	68.5	137	60-140	
Chloroform	ug/L	50	42.3	85	60-140	
Chloromethane	ug/L	50	52.0	104	60-140	
cis-1,2-Dichloroethene	ug/L	50	47.0	94	60-140	
cis-1,3-Dichloropropene	ug/L	50	47.8	96	60-140	
Dibromochloromethane	ug/L	50	44.9	90	60-140	
Dibromomethane	ug/L	50	46.2	92	60-140	
Dichlorodifluoromethane	ug/L	50	61.3	123	60-140	
Diisopropyl ether	ug/L	50	49.6	99	60-140	
Ethylbenzene	ug/L	50	43.8	88	60-140	
Hexachloro-1,3-butadiene	ug/L	50	52.3	105	60-140	
Isopropylbenzene (Cumene)	ug/L	50	44.7	89	60-140	
m&p-Xylene	ug/L	100	88.4	88	60-140	
Methyl-tert-butyl ether	ug/L	50	46.3	93	60-140	
Methylene Chloride	ug/L	50	42.3	85	60-140	
n-Butylbenzene	ug/L	50	47.7	95	60-140	
n-Propylbenzene	ug/L	50	43.6	87	60-140	
Naphthalene	ug/L	50	45.1	90	60-140	
o-Xylene	ug/L	50	43.7	87	60-140	
sec-Butylbenzene	ug/L	50	46.6	93	60-140	
Styrene	ug/L	50	44.2	88	60-140	
tert-Butylbenzene	ug/L	50	38.1	76	60-140	
Tetrachloroethene	ug/L	50	48.4	97	60-140	
Toluene	ug/L	50	43.5	87	60-140	
trans-1,2-Dichloroethene	ug/L	50	48.7	97	60-140	
trans-1,3-Dichloropropene	ug/L	50	47.0	94	60-140	
Trichloroethene	ug/L	50	54.1	108	60-140	
Trichlorofluoromethane	ug/L	50	61.3	123	60-140	
Vinyl chloride	ug/L	50	56.6	113	60-140	
1,2-Dichloroethane-d4 (S)	%			96	70-130	
4-Bromofluorobenzene (S)	%			96	70-130	
Toluene-d8 (S)	%			96	70-130	

Results presented on this page are in the units indicated by the "Units" column except where an alternate unit is presented to the right of the result.

REPORT OF LABORATORY ANALYSIS

This report shall not be reproduced, except in full,
without the written consent of Pace Analytical Services, LLC.

Pace Analytical Services, LLC
9800 Kincey Ave. Suite 100
Huntersville, NC 28078
(704)875-9092

QUALITY CONTROL DATA

Project: CPC HUNTERSVILLE 60639876
Pace Project No.: 92607868

MATRIX SPIKE & MATRIX SPIKE DUPLICATE: 3666752 3666753

Parameter	Units	92607872005 Result	MS Spike Conc.	MSD Spike Conc.	MS Result	MSD Result	MS % Rec	MSD % Rec	% Rec Limits	RPD	Max RPD	Qual
1,1,1,2-Tetrachloroethane	ug/L	ND	20	20	21.5	22.8	107	114	60-140	6	30	
1,1,1-Trichloroethane	ug/L	ND	20	20	23.3	24.6	116	123	60-140	5	30	
1,1,2,2-Tetrachloroethane	ug/L	ND	20	20	22.6	24.1	113	120	60-140	6	30	
1,1,2-Trichloroethane	ug/L	ND	20	20	23.3	24.3	116	121	60-140	4	30	
1,1-Dichloroethane	ug/L	ND	20	20	24.0	25.4	120	127	60-140	6	30	
1,1-Dichloroethene	ug/L	ND	20	20	25.8	27.2	129	136	60-140	5	30	
1,1-Dichloropropene	ug/L	ND	20	20	24.9	26.1	124	131	60-140	5	30	
1,2,3-Trichlorobenzene	ug/L	ND	20	20	18.5	19.5	93	98	60-140	5	30	
1,2,3-Trichloropropane	ug/L	ND	20	20	21.9	23.7	110	118	60-140	8	30	
1,2,4-Trichlorobenzene	ug/L	ND	20	20	18.6	19.4	93	97	60-140	5	30	
1,2,4-Trimethylbenzene	ug/L	ND	20	20	21.3	22.3	106	112	60-140	5	30	
1,2-Dibromo-3-chloropropane	ug/L	ND	20	20	20.2	20.9	101	105	60-140	4	30	
1,2-Dibromoethane (EDB)	ug/L	ND	20	20	22.8	24.2	114	121	60-140	6	30	
1,2-Dichlorobenzene	ug/L	ND	20	20	21.9	22.9	110	114	60-140	4	30	
1,2-Dichloroethane	ug/L	ND	20	20	22.8	24.0	114	120	60-140	5	30	
1,2-Dichloropropane	ug/L	ND	20	20	24.0	25.1	120	126	60-140	5	30	
1,3,5-Trimethylbenzene	ug/L	ND	20	20	22.3	23.0	111	115	60-140	3	30	
1,3-Dichlorobenzene	ug/L	ND	20	20	22.4	23.3	112	116	60-140	4	30	
1,3-Dichloropropane	ug/L	ND	20	20	23.0	24.5	115	122	60-140	6	30	
1,4-Dichlorobenzene	ug/L	ND	20	20	21.7	22.7	109	113	60-140	4	30	
2,2-Dichloropropane	ug/L	ND	20	20	22.8	24.3	114	121	60-140	6	30	
2-Chlorotoluene	ug/L	ND	20	20	22.6	23.7	113	118	60-140	5	30	
4-Chlorotoluene	ug/L	ND	20	20	23.1	23.8	115	119	60-140	3	30	
Benzene	ug/L	ND	20	20	22.7	23.9	113	120	60-140	5	30	
Bromobenzene	ug/L	ND	20	20	22.9	23.7	115	119	60-140	3	30	
Bromochloromethane	ug/L	ND	20	20	25.0	26.5	125	132	60-140	6	30	
Bromodichloromethane	ug/L	ND	20	20	22.2	23.3	111	116	60-140	5	30	
Bromoform	ug/L	ND	20	20	19.4	20.3	97	101	60-140	5	30	
Bromomethane	ug/L	ND	20	20	22.4	22.9	112	115	60-140	2	30	
Carbon tetrachloride	ug/L	ND	20	20	21.6	22.6	108	113	60-140	5	30	
Chlorobenzene	ug/L	ND	20	20	23.0	24.3	115	122	60-140	6	30	
Chloroethane	ug/L	ND	20	20	29.0	30.4	145	152	60-140	5	30	M1
Chloroform	ug/L	ND	20	20	24.0	25.8	120	129	60-140	7	30	
Chloromethane	ug/L	ND	20	20	25.4	27.0	127	135	60-140	6	30	
cis-1,2-Dichloroethene	ug/L	ND	20	20	24.2	25.5	121	128	60-140	5	30	
cis-1,3-Dichloropropene	ug/L	ND	20	20	22.7	24.1	113	120	60-140	6	30	
Dibromochloromethane	ug/L	ND	20	20	21.0	22.5	105	113	60-140	7	30	
Dibromomethane	ug/L	ND	20	20	22.0	23.2	110	116	60-140	5	30	
Dichlorodifluoromethane	ug/L	ND	20	20	24.1	25.5	120	128	60-140	6	30	
Diisopropyl ether	ug/L	ND	20	20	22.9	24.3	114	122	60-140	6	30	
Ethylbenzene	ug/L	ND	20	20	22.7	24.2	114	121	60-140	6	30	
Hexachloro-1,3-butadiene	ug/L	ND	20	20	17.7	18.1	88	91	60-140	3	30	
Isopropylbenzene (Cumene)	ug/L	ND	20	20	21.1	22.3	105	112	60-140	6	30	
m&p-Xylene	ug/L	ND	40	40	45.7	48.4	114	121	60-140	6	30	

Results presented on this page are in the units indicated by the "Units" column except where an alternate unit is presented to the right of the result.

REPORT OF LABORATORY ANALYSIS

This report shall not be reproduced, except in full,
without the written consent of Pace Analytical Services, LLC.

Pace Analytical Services, LLC
9800 Kincey Ave. Suite 100
Huntersville, NC 28078
(704)875-9092

QUALITY CONTROL DATA

Project: CPC HUNTERSVILLE 60639876
Pace Project No.: 92607868

MATRIX SPIKE & MATRIX SPIKE DUPLICATE: 3666752 3666753

Parameter	Units	92607872005 Result	MS Spike Conc.	MSD Spike Conc.	MS Result	MSD Result	MS % Rec	MSD % Rec	% Rec Limits	RPD	Max RPD	Qual
Methyl-tert-butyl ether	ug/L	ND	20	20	22.2	23.7	111	119	60-140	7	30	
Methylene Chloride	ug/L	ND	20	20	22.4	23.5	112	117	60-140	5	30	
n-Butylbenzene	ug/L	ND	20	20	20.7	21.5	104	108	60-140	4	30	
n-Propylbenzene	ug/L	ND	20	20	22.9	23.7	115	119	60-140	3	30	
Naphthalene	ug/L	ND	20	20	20.7	21.5	103	107	60-140	4	30	
o-Xylene	ug/L	ND	20	20	22.3	23.6	111	118	60-140	6	30	
sec-Butylbenzene	ug/L	ND	20	20	21.6	22.8	108	114	60-140	5	30	
Styrene	ug/L	ND	20	20	23.6	24.9	118	125	60-140	5	30	
tert-Butylbenzene	ug/L	ND	20	20	17.9	18.6	90	93	60-140	4	30	
Tetrachloroethene	ug/L	ND	20	20	21.2	22.7	106	114	60-140	7	30	
Toluene	ug/L	ND	20	20	22.8	23.9	114	120	60-140	5	30	
trans-1,2-Dichloroethene	ug/L	ND	20	20	24.7	26.1	123	130	60-140	5	30	
trans-1,3-Dichloropropene	ug/L	ND	20	20	22.4	23.7	112	118	60-140	6	30	
Trichloroethene	ug/L	ND	20	20	23.2	24.3	116	121	60-140	5	30	
Trichlorofluoromethane	ug/L	ND	20	20	22.6	23.8	113	119	60-140	5	30	
Vinyl chloride	ug/L	ND	20	20	25.6	26.6	128	133	60-140	4	30	
1,2-Dichloroethane-d4 (S)	%						100	101	70-130			
4-Bromofluorobenzene (S)	%						97	98	70-130			
Toluene-d8 (S)	%						99	100	70-130			

Results presented on this page are in the units indicated by the "Units" column except where an alternate unit is presented to the right of the result.

REPORT OF LABORATORY ANALYSIS

This report shall not be reproduced, except in full,
without the written consent of Pace Analytical Services, LLC.

Pace Analytical Services, LLC
9800 Kincey Ave. Suite 100
Huntersville, NC 28078
(704)875-9092

QUALIFIERS

Project: CPC HUNTERSVILLE 60639876
Pace Project No.: 92607868

DEFINITIONS

DF - Dilution Factor, if reported, represents the factor applied to the reported data due to dilution of the sample aliquot.

ND - Not Detected at or above adjusted reporting limit.

TNTC - Too Numerous To Count

J - Estimated concentration above the adjusted method detection limit and below the adjusted reporting limit.

MDL - Adjusted Method Detection Limit.

PQL - Practical Quantitation Limit.

RL - Reporting Limit - The lowest concentration value that meets project requirements for quantitative data with known precision and bias for a specific analyte in a specific matrix.

S - Surrogate

1,2-Diphenylhydrazine decomposes to and cannot be separated from Azobenzene using Method 8270. The result for each analyte is a combined concentration.

Consistent with EPA guidelines, unrounded data are displayed and have been used to calculate % recovery and RPD values.

LCS(D) - Laboratory Control Sample (Duplicate)

MS(D) - Matrix Spike (Duplicate)

DUP - Sample Duplicate

RPD - Relative Percent Difference

NC - Not Calculable.

SG - Silica Gel - Clean-Up

U - Indicates the compound was analyzed for, but not detected.

Acid preservation may not be appropriate for 2 Chloroethylvinyl ether.

A separate vial preserved to a pH of 4-5 is recommended in SW846 Chapter 4 for the analysis of Acrolein and Acrylonitrile by EPA Method 8260.

N-Nitrosodiphenylamine decomposes and cannot be separated from Diphenylamine using Method 8270. The result reported for each analyte is a combined concentration.

Reported results are not rounded until the final step prior to reporting. Therefore, calculated parameters that are typically reported as "Total" may vary slightly from the sum of the reported component parameters.

Pace Analytical is TNI accredited. Contact your Pace PM for the current list of accredited analytes.

TNI - The NELAC Institute.

ANALYTE QUALIFIERS

M1	Matrix spike recovery exceeded QC limits. Batch accepted based on laboratory control sample (LCS) recovery.
N2	The lab does not hold NELAC/TNI accreditation for this parameter but other accreditations/certifications may apply. A complete list of accreditations/certifications is available upon request.

This report shall not be reproduced, except in full,
without the written consent of Pace Analytical Services, LLC.

Pace Analytical Services, LLC
9800 Kincey Ave. Suite 100
Huntersville, NC 28078
(704)875-9092

QUALITY CONTROL DATA CROSS REFERENCE TABLE

Project: CPC HUNTERSVILLE 60639876
Pace Project No.: 92607868

Lab ID	Sample ID	QC Batch Method	QC Batch	Analytical Method	Analytical Batch
92607868001	**MW-75**	MADEP VPH	702840		
92607868001	**MW-75**	EPA 3005A	702714	EPA 6020B	702801
92607868001	**MW-75**	SM 6200B	702615		

This report shall not be reproduced, except in full,
without the written consent of Pace Analytical Services, LLC.

Effective Date: 05/12/202205/12/2022

Laboratory receiving samples:

Asheville ☐ Eden ☐ Greenwood ☐ Huntersville ☒ Raleigh ☐ Mechanicsville ☐ Atlanta ☐ Kernersville ☐

Sample Condition Upon Receipt

Client Name: AECOM

Project #: WO# : 92607868



Courier: ☐ Commercial ☐ Fed Ex ☐ Pace ☐ UPS ☐ USPS ☐ Other: ☒ Client

Custody Seal Present? ☐ Yes ☒ No Seals Intact? ☐ Yes ☒ No

Date/Initials Person Examining Contents: DF 9/3/22

Packing Material: ☐ Bubble Wrap ☒ Bubble Bags ☐ None ☐ Other

Biological Tissue Frozen? ☐ Yes ☐ No ☒ N/A

Thermometer: ☒ IR Gun ID: 92TOC4

Type of Ice: ☒ Wet ☐ Blue ☐ None

Cooler Temp: 0.4, 3.9 Correction Factor: Add/Subtract (°C) 0

Cooler Temp Corrected (°C): 0.4, 3.9

Temp should be above freezing to 6°C

☐ Samples out of temp criteria. Samples on ice, cooling process has begun

USDA Regulated Soil (☒ N/A, water sample)

Did samples originate in a quarantine zone within the United States: CA, NY, or SC (check maps)? ☐ Yes ☐ No

Did samples originate from a foreign source (internationally, including Hawaii and Puerto Rico)? ☐ Yes ☐ No

				Comments/Discrepancy:
Chain of Custody Present?	☒ Yes	☐ No	☐ N/A	1.
Samples Arrived within Hold Time?	☒ Yes	☐ No	☐ N/A	2.
Short Hold Time Analysis (<72 hr.)?	☐ Yes	☒ No	☐ N/A	3.
Rush Turn Around Time Requested?	☐ Yes	☒ No	☐ N/A	4.
Sufficient Volume?	☒ Yes	☐ No	☐ N/A	5.
Correct Containers Used?	☒ Yes	☐ No	☐ N/A	6.
-Pace Containers Used?	☒ Yes	☐ No	☐ N/A	
Containers Intact?	☒ Yes	☐ No	☐ N/A	7.
Dissolved analysis: Samples Field Filtered?	☐ Yes	☒ No	☐ N/A	8.
Sample Labels Match COC?	☒ Yes	☐ No	☐ N/A	9.
-Includes Date/Time/ID/Analysis Matrix: WT				
Headspace in VOA Vials (>5-6mm)?	☐ Yes	☒ No	☐ N/A	10.
Trip Blank Present?	☐ Yes	☒ No	☐ N/A	11.
Trip Blank Custody Seals Present?	☐ Yes	☐ No	☐ N/A	

COMMENTS/SAMPLE DISCREPANCY

Field Data Required? ☐ Yes ☐ No

Lot ID of split containers:

CLIENT NOTIFICATION/RESOLUTION

Person contacted: Date/Time:

Project Manager SCURF Review: Date:

Project Manager SRF Review: Date:

WO#: 92607868

*Check mark top half of box if pH and/or dechlorination is verified and within the acceptance range for preservation samples.

Exceptions: VOA, Coliform, TOC, Oil and Grease, DRO/8015 (water) DOC, LLHg

Project :

PM: BV Due Date: 06/08/22

CLIENT: 92-AECOM CHA

**Bottom half of box is to list number of bottles

***Check all unpreserved Nitrates for chlorine

Item#	BP4U-125 mL Plastic Unpreserved (N/A) (Cl-)	BP3U-250 mL Plastic Unpreserved (N/A)	BP2U-500 mL Plastic Unpreserved (N/A)	BP1U-1 liter Plastic Unpreserved (N/A)	BP4S-125 mL Plastic H2SO4 (pH < 2) (Cl-)	BP3N-250 mL plastic HNO3 (pH < 2)	BP4Z-125 mL Plastic ZN Acetate & NaOH (>9)	BP4B-125 mL Plastic NaOH (pH > 12) (Cl-)	WGFU-Wide-mouthed Glass jar Unpreserved	AG1U-1 liter Amber Unpreserved (N/A) (Cl-)	AG1H-1 liter Amber HCl (pH < 2)	AG3U-250 mL Amber Unpreserved (N/A) (Cl-)	AG1S-1 liter Amber H2SO4 (pH < 2)	AG3S-250 mL Amber H2SO4 (pH < 2)	DG9A-250 mL Amber NH4Cl (N/A)(Cl-)	DG9H-40 mL VOA HCl (N/A)	VG9T-40 mL VOA Na2S2O3 (N/A)	VG9U-40 mL VOA Unpreserved (N/A)	DG9V-40 mL VOA H3PO4 (N/A)	DG9S-40 mL VOA H2SO4 (N/A)	V/GK (3 vials per kit)-VPH/Gas kit (N/A)	SP5T-125 mL Sterile Plastic (N/A – lab)	SP2T-250 mL Sterile Plastic (N/A – lab)		BP3R-250 mL Plastic (NH2)2SO4 (9.3-9.7)	AG0U-100 mL Amber Unpreserved (N/A) (Cl-)	VSGU-20 mL Scintillation vials (N/A)	DG9U-40 mL Amber Unpreserved vials (N/A)
1						1										7													
2																													
3																													
4																													
5																													
6																													
7																													
8																													
9																													
10																													
11																													
12																													

pH Adjustment Log for Preserved Samples

Sample ID	Type of Preservative	pH upon receipt	Date preservation adjusted	Time preservation adjusted	Amount of Preservative added	Lot #

Note: Whenever there is a discrepancy affecting North Carolina compliance samples, a copy of this form will be sent to the North Carolina DENR Certification Office (i.e. Out of hold, incorrect preservative, out of temp, incorrect containers.

Pace Analytical
WWW.PACELABS.COM

CHAIN-OF-CUSTODY / Analytical Request Document

The Chain-of-Custody is a LEGAL DOCUMENT. All relevant fields must be completed accurately.

Submitting a sample via this chain of custody constitutes acknowledgment and acceptance of the Pace Terms and Conditions found at https://info.pacelabs.com/hubfs/pas-standard-terms.pdf.

Page : 1 Of 1

Section A Required Client Information:	Section B Required Project Information:	Section C Invoice Information:	
Company: AECOM	Report To: Andrew Wreschnig	Attention:	
Address: 6000 Fairview Road	Copy To:	Company Name:	
Suite 200, Charlotte, NC 28226		Address:	Regulatory Agency
Email: andrew.wreschnig@aecom.com	Purchase Order #:	Pace Quote:	
Phone: (704)522-0330 Fax:	Project Name: CPC Huntersville 60639876	Pace Project Manager: bonnie.vang@pacelabs.com,	State / Location
Requested Due Date:	Project #:	Pace Profile #: 12518-3	NC

ITEM #	SAMPLE ID One Character per box. (A-Z, 0-9 / , -) Sample Ids must be unique MATRIX CODE: Drinking Water DW; Water WT; Waste Water WW; Product P; Soil/Solid SL; Oil OL; Wipe WP; Air AR; Other OT; Tissue TS	MATRIX CODE (see valid codes to left)	SAMPLE TYPE (G=GRAB C=COMP)	COLLECTED START DATE	COLLECTED START TIME	COLLECTED END DATE	COLLECTED END TIME	SAMPLE TEMP AT COLLECTION	# OF CONTAINERS	Preservatives: Unpreserved	H2SO4	HNO3	HCl	NaOH	Na2S2O3	Methanol	Other	Analyses Test Y/N	Requested Analysis Filtered (Y/N): 6200	VPH	Lead; Total	Trip BLANK	DI Water	Residual Chlorine (Y/N)	2607868
1	MW-75	WT	G	6/3/22	1130				8			X	X						X	X	X				TB-1 001
2																									
3																									
4																									
5																									
6																									
7																									
8																									
9																									
10																									
11																									
12																									

ADDITIONAL COMMENTS	RELINQUISHED BY / AFFILIATION	DATE	TIME	ACCEPTED BY / AFFILIATION	DATE	TIME	SAMPLE CONDITIONS			
ASSOCIATED WITH TRIP BLANK 2	Erica Duncan/AECOM	6/3/22	1530	CS/Pace	6/3/22	1530	0.7°C	Y	N	Y

SAMPLER NAME AND SIGNATURE			TEMP in C	Received on Ice (Y/N)	Custody Sealed Cooler (Y/N)	Samples Intact (Y/N)
PRINT Name of SAMPLER:	Erica Duncan					
SIGNATURE of SAMPLER:		DATE Signed: 6/3/22				

Pace Analytical Services, LLC
9800 Kincey Ave. Suite 100
Huntersville, NC 28078
(704)875-9092

June 09, 2022

Andrew Wreschnig
AECOM
6000 Fairview Road
Suite 200
Charlotte, NC 28210

RE: Project: CPC HUNTERSVILLE
Pace Project No.: 92607869

Dear Andrew Wreschnig:

Enclosed are the analytical results for sample(s) received by the laboratory on June 03, 2022. The results relate only to the samples included in this report. Results reported herein conform to the applicable TNI/NELAC Standards and the laboratory's Quality Manual, where applicable, unless otherwise noted in the body of the report.

The test results provided in this final report were generated by each of the following laboratories within the Pace Network:

- Pace Analytical Services - Charlotte
- Pace Analytical Services - Peachtree Corners, GA

If you have any questions concerning this report, please feel free to contact me.

Sincerely,

Bonnie Vang
bonnie.vang@pacelabs.com
(704)875-9092
Project Manager

Enclosures

cc: Teresa Amentt Jennings, AECOM
Jeff Morrison, Colonial Pipeline Company

This report shall not be reproduced, except in full,
without the written consent of Pace Analytical Services, LLC.

Pace Analytical Services, LLC
9800 Kincey Ave. Suite 100
Huntersville, NC 28078
(704)875-9092

CERTIFICATIONS

Project: CPC HUNTERSVILLE
Pace Project No.: 92607869

Pace Analytical Services Charlotte

South Carolina Laboratory ID: 99006
9800 Kincey Ave. Ste 100, Huntersville, NC 28078
North Carolina Drinking Water Certification #: 37706
North Carolina Field Services Certification #: 5342
North Carolina Wastewater Certification #: 12
South Carolina Laboratory ID: 99006
South Carolina Certification #: 99006001
South Carolina Drinking Water Cert. #: 99006003
Florida/NELAP Certification #: E87627
Kentucky UST Certification #: 84
Louisiana DoH Drinking Water #: LA029
Virginia/VELAP Certification #: 460221

Pace Analytical Services Peachtree Corners

110 Technology Pkwy, Peachtree Corners, GA 30092
Florida DOH Certification #: E87315
Georgia DW Inorganics Certification #: 812
North Carolina Certification #: 381
South Carolina Certification #: 98011001

This report shall not be reproduced, except in full,
without the written consent of Pace Analytical Services, LLC.

Pace Analytical Services, LLC
9800 Kincey Ave. Suite 100
Huntersville, NC 28078
(704)875-9092

SAMPLE SUMMARY

Project: CPC HUNTERSVILLE
Pace Project No.: 92607869

Lab ID	Sample ID	Matrix	Date Collected	Date Received
92607869001	**MW-16D**	Water	06/03/22 09:00	06/03/22 15:30

REPORT OF LABORATORY ANALYSIS

This report shall not be reproduced, except in full,
without the written consent of Pace Analytical Services, LLC.

Pace Analytical Services, LLC
9800 Kincey Ave. Suite 100
Huntersville, NC 28078
(704)875-9092

SAMPLE ANALYTE COUNT

Project: CPC HUNTERSVILLE
Pace Project No.: 92607869

Lab ID	Sample ID	Method	Analysts	Analytes Reported	Laboratory
92607869001	**MW-16D**	MADEP VPH	MAD	6	PASI-C
		EPA 6020B	CW1	1	PASI-GA
		SM 6200B	SAS	63	PASI-C

PASI-C = Pace Analytical Services - Charlotte
PASI-GA = Pace Analytical Services - Peachtree Corners, GA

This report shall not be reproduced, except in full,
without the written consent of Pace Analytical Services, LLC.

Pace Analytical Services, LLC
9800 Kincey Ave. Suite 100
Huntersville, NC 28078
(704)875-9092

ANALYTICAL RESULTS

Project: CPC HUNTERSVILLE
Pace Project No.: 92607869

Sample: MW-16D **Lab ID: 92607869001** Collected: 06/03/22 09:00 Received: 06/03/22 15:30 Matrix: Water

Parameters	Results	Units	Report Limit	MDL	DF	Prepared	Analyzed	CAS No.	Qual
VPH NC Water	Analytical Method: MADEP VPH Pace Analytical Services - Charlotte								
Total VPH (C5-C12)	ND	ug/L	50.0	50.0	1		06/08/22 05:14		N2
Aliphatic (C05-C08)	ND	ug/L	50.0	50.0	1		06/08/22 05:14		N2
Aliphatic(C09-C12) Adjusted	ND	ug/L	50.0	50.0	1		06/08/22 05:14		N2
Aromatic (C09-C10)	ND	ug/L	50.0	50.0	1		06/08/22 05:14		N2
Surrogates									
4-Bromofluorobenzene (FID) (S)	98	%	70-130		1		06/08/22 05:14	460-00-4	
4-Bromofluorobenzene (PID) (S)	95	%	70-130		1		06/08/22 05:14	460-00-4	
6020 MET ICPMS	Analytical Method: EPA 6020B Preparation Method: EPA 3005A Pace Analytical Services - Peachtree Corners, GA								
Lead	**40.7**	ug/L	5.0	0.89	1	06/07/22 11:54	06/08/22 20:11	7439-92-1	
6200B MSV	Analytical Method: SM 6200B Pace Analytical Services - Charlotte								
Benzene	ND	ug/L	0.50	0.34	1		06/07/22 04:24	71-43-2	
Bromobenzene	ND	ug/L	0.50	0.29	1		06/07/22 04:24	108-86-1	
Bromochloromethane	ND	ug/L	0.50	0.47	1		06/07/22 04:24	74-97-5	
Bromodichloromethane	ND	ug/L	0.50	0.31	1		06/07/22 04:24	75-27-4	
Bromoform	ND	ug/L	0.50	0.34	1		06/07/22 04:24	75-25-2	
Bromomethane	ND	ug/L	5.0	1.7	1		06/07/22 04:24	74-83-9	
n-Butylbenzene	ND	ug/L	0.50	0.49	1		06/07/22 04:24	104-51-8	
sec-Butylbenzene	ND	ug/L	0.50	0.40	1		06/07/22 04:24	135-98-8	
tert-Butylbenzene	ND	ug/L	0.50	0.32	1		06/07/22 04:24	98-06-6	
Carbon tetrachloride	ND	ug/L	0.50	0.33	1		06/07/22 04:24	56-23-5	
Chlorobenzene	ND	ug/L	0.50	0.28	1		06/07/22 04:24	108-90-7	
Chloroethane	ND	ug/L	1.0	0.65	1		06/07/22 04:24	75-00-3	
Chloroform	ND	ug/L	0.50	0.43	1		06/07/22 04:24	67-66-3	
Chloromethane	ND	ug/L	1.0	0.54	1		06/07/22 04:24	74-87-3	
2-Chlorotoluene	ND	ug/L	0.50	0.32	1		06/07/22 04:24	95-49-8	
4-Chlorotoluene	ND	ug/L	0.50	0.32	1		06/07/22 04:24	106-43-4	
1,2-Dibromo-3-chloropropane	ND	ug/L	1.0	0.34	1		06/07/22 04:24	96-12-8	
Dibromochloromethane	ND	ug/L	0.50	0.36	1		06/07/22 04:24	124-48-1	
1,2-Dibromoethane (EDB)	ND	ug/L	0.50	0.27	1		06/07/22 04:24	106-93-4	
Dibromomethane	ND	ug/L	0.50	0.39	1		06/07/22 04:24	74-95-3	
1,2-Dichlorobenzene	ND	ug/L	0.50	0.34	1		06/07/22 04:24	95-50-1	
1,3-Dichlorobenzene	ND	ug/L	0.50	0.34	1		06/07/22 04:24	541-73-1	
1,4-Dichlorobenzene	ND	ug/L	0.50	0.33	1		06/07/22 04:24	106-46-7	
Dichlorodifluoromethane	ND	ug/L	0.50	0.35	1		06/07/22 04:24	75-71-8	
1,1-Dichloroethane	ND	ug/L	0.50	0.37	1		06/07/22 04:24	75-34-3	
1,2-Dichloroethane	ND	ug/L	0.50	0.32	1		06/07/22 04:24	107-06-2	
1,1-Dichloroethene	ND	ug/L	0.50	0.35	1		06/07/22 04:24	75-35-4	
cis-1,2-Dichloroethene	ND	ug/L	0.50	0.38	1		06/07/22 04:24	156-59-2	
trans-1,2-Dichloroethene	ND	ug/L	0.50	0.40	1		06/07/22 04:24	156-60-5	
1,2-Dichloropropane	ND	ug/L	0.50	0.36	1		06/07/22 04:24	78-87-5	
1,3-Dichloropropane	ND	ug/L	0.50	0.28	1		06/07/22 04:24	142-28-9	

REPORT OF LABORATORY ANALYSIS

This report shall not be reproduced, except in full,
without the written consent of Pace Analytical Services, LLC.

Pace Analytical Services, LLC
9800 Kincey Ave. Suite 100
Huntersville, NC 28078
(704)875-9092

ANALYTICAL RESULTS

Project: CPC HUNTERSVILLE
Pace Project No.: 92607869

Sample: MW-16D **Lab ID: 92607869001** Collected: 06/03/22 09:00 Received: 06/03/22 15:30 Matrix: Water

Parameters	Results	Units	Report Limit	MDL	DF	Prepared	Analyzed	CAS No.	Qual
6200B MSV	Analytical Method: SM 6200B Pace Analytical Services - Charlotte								
2,2-Dichloropropane	ND	ug/L	0.50	0.39	1		06/07/22 04:24	594-20-7	
1,1-Dichloropropene	ND	ug/L	0.50	0.43	1		06/07/22 04:24	563-58-6	
cis-1,3-Dichloropropene	ND	ug/L	0.50	0.36	1		06/07/22 04:24	10061-01-5	
trans-1,3-Dichloropropene	ND	ug/L	0.50	0.36	1		06/07/22 04:24	10061-02-6	
Diisopropyl ether	ND	ug/L	0.50	0.31	1		06/07/22 04:24	108-20-3	
Ethylbenzene	ND	ug/L	0.50	0.30	1		06/07/22 04:24	100-41-4	
Hexachloro-1,3-butadiene	ND	ug/L	2.0	1.5	1		06/07/22 04:24	87-68-3	
Isopropylbenzene (Cumene)	ND	ug/L	0.50	0.33	1		06/07/22 04:24	98-82-8	
Methylene Chloride	ND	ug/L	2.0	2.0	1		06/07/22 04:24	75-09-2	
Methyl-tert-butyl ether	ND	ug/L	0.50	0.42	1		06/07/22 04:24	1634-04-4	
Naphthalene	ND	ug/L	2.0	0.64	1		06/07/22 04:24	91-20-3	
n-Propylbenzene	ND	ug/L	0.50	0.34	1		06/07/22 04:24	103-65-1	
Styrene	ND	ug/L	0.50	0.29	1		06/07/22 04:24	100-42-5	
1,1,1,2-Tetrachloroethane	ND	ug/L	0.50	0.31	1		06/07/22 04:24	630-20-6	
1,1,2,2-Tetrachloroethane	ND	ug/L	0.50	0.22	1		06/07/22 04:24	79-34-5	
Tetrachloroethene	ND	ug/L	0.50	0.29	1		06/07/22 04:24	127-18-4	
Toluene	ND	ug/L	0.50	0.48	1		06/07/22 04:24	108-88-3	
1,2,3-Trichlorobenzene	ND	ug/L	2.0	0.81	1		06/07/22 04:24	87-61-6	
1,2,4-Trichlorobenzene	ND	ug/L	2.0	0.64	1		06/07/22 04:24	120-82-1	
1,1,1-Trichloroethane	ND	ug/L	0.50	0.33	1		06/07/22 04:24	71-55-6	
1,1,2-Trichloroethane	ND	ug/L	0.50	0.32	1		06/07/22 04:24	79-00-5	
Trichloroethene	ND	ug/L	0.50	0.38	1		06/07/22 04:24	79-01-6	
Trichlorofluoromethane	ND	ug/L	1.0	0.30	1		06/07/22 04:24	75-69-4	
1,2,3-Trichloropropane	ND	ug/L	0.50	0.26	1		06/07/22 04:24	96-18-4	
1,2,4-Trimethylbenzene	ND	ug/L	0.50	0.50	1		06/07/22 04:24	95-63-6	
1,3,5-Trimethylbenzene	ND	ug/L	0.50	0.33	1		06/07/22 04:24	108-67-8	
Vinyl chloride	ND	ug/L	1.0	0.39	1		06/07/22 04:24	75-01-4	
m&p-Xylene	ND	ug/L	1.0	0.71	1		06/07/22 04:24	179601-23-1	
o-Xylene	ND	ug/L	0.50	0.34	1		06/07/22 04:24	95-47-6	
Surrogates									
1,2-Dichloroethane-d4 (S)	91	%	70-130		1		06/07/22 04:24	17060-07-0	
4-Bromofluorobenzene (S)	100	%	70-130		1		06/07/22 04:24	460-00-4	
Toluene-d8 (S)	106	%	70-130		1		06/07/22 04:24	2037-26-5	

REPORT OF LABORATORY ANALYSIS

This report shall not be reproduced, except in full,
without the written consent of Pace Analytical Services, LLC.

Pace Analytical Services, LLC
9800 Kincey Ave. Suite 100
Huntersville, NC 28078
(704)875-9092

QUALITY CONTROL DATA

Project: CPC HUNTERSVILLE
Pace Project No.: 92607869

QC Batch: 702840
QC Batch Method: MADEP VPH
Analysis Method: MADEP VPH
Analysis Description: VPH NC Water
Laboratory: Pace Analytical Services - Charlotte
Associated Lab Samples: 92607869001

METHOD BLANK: 3668007 Matrix: Water
Associated Lab Samples: 92607869001

Parameter	Units	Blank Result	Reporting Limit	MDL	Analyzed	Qualifiers
Aliphatic (C05-C08)	ug/L	ND	50.0	50.0	06/08/22 03:18	N2
Aromatic (C09-C10)	ug/L	ND	50.0	50.0	06/08/22 03:18	N2
4-Bromofluorobenzene (FID) (S)	%	97	70-130		06/08/22 03:18	
4-Bromofluorobenzene (PID) (S)	%	94	70-130		06/08/22 03:18	

LABORATORY CONTROL SAMPLE & LCSD: 3668008 3668009

Parameter	Units	Spike Conc.	LCS Result	LCSD Result	LCS % Rec	LCSD % Rec	% Rec Limits	RPD	Max RPD	Qualifiers
Aliphatic (C05-C08)	ug/L	300	357	355	119	118	70-130	0	25	N2
Aromatic (C09-C10)	ug/L	100	106	104	106	104	70-130	1	25	N2
4-Bromofluorobenzene (FID) (S)	%				99	103	70-130			
4-Bromofluorobenzene (PID) (S)	%				97	101	70-130			

Results presented on this page are in the units indicated by the "Units" column except where an alternate unit is presented to the right of the result.

REPORT OF LABORATORY ANALYSIS

This report shall not be reproduced, except in full,
without the written consent of Pace Analytical Services, LLC.

Pace Analytical Services, LLC
9800 Kincey Ave. Suite 100
Huntersville, NC 28078
(704)875-9092

QUALITY CONTROL DATA

Project: CPC HUNTERSVILLE
Pace Project No.: 92607869

QC Batch: 702714
QC Batch Method: EPA 3005A
Analysis Method: EPA 6020B
Analysis Description: 6020 MET
Laboratory: Pace Analytical Services - Peachtree Corners, GA

Associated Lab Samples: 92607869001

METHOD BLANK: 3667012 Matrix: Water
Associated Lab Samples: 92607869001

Parameter	Units	Blank Result	Reporting Limit	MDL	Analyzed	Qualifiers
Lead	ug/L	ND	5.0	0.89	06/08/22 19:23	

LABORATORY CONTROL SAMPLE: 3667013

Parameter	Units	Spike Conc.	LCS Result	LCS % Rec	% Rec Limits	Qualifiers
Lead	ug/L	100	102	102	80-120	

MATRIX SPIKE & MATRIX SPIKE DUPLICATE: 3667014 3667015

Parameter	Units	92606747006 Result	MS Spike Conc.	MSD Spike Conc.	MS Result	MSD Result	MS % Rec	MSD % Rec	% Rec Limits	RPD	Max RPD	Qual
Lead	ug/L	ND	100	100	101	104	101	104	75-125	3	20	

Results presented on this page are in the units indicated by the "Units" column except where an alternate unit is presented to the right of the result.

REPORT OF LABORATORY ANALYSIS

This report shall not be reproduced, except in full,
without the written consent of Pace Analytical Services, LLC.

Pace Analytical Services, LLC
9800 Kincey Ave. Suite 100
Huntersville, NC 28078
(704)875-9092

QUALITY CONTROL DATA

Project: CPC HUNTERSVILLE
Pace Project No.: 92607869

QC Batch: 702615
QC Batch Method: SM 6200B
Analysis Method: SM 6200B
Analysis Description: 6200B MSV
Laboratory: Pace Analytical Services - Charlotte

Associated Lab Samples: 92607869001

METHOD BLANK: 3666750 Matrix: Water
Associated Lab Samples: 92607869001

Parameter	Units	Blank Result	Reporting Limit	MDL	Analyzed	Qualifiers
1,1,1,2-Tetrachloroethane	ug/L	ND	0.50	0.31	06/07/22 02:02	
1,1,1-Trichloroethane	ug/L	ND	0.50	0.33	06/07/22 02:02	
1,1,2,2-Tetrachloroethane	ug/L	ND	0.50	0.22	06/07/22 02:02	
1,1,2-Trichloroethane	ug/L	ND	0.50	0.32	06/07/22 02:02	
1,1-Dichloroethane	ug/L	ND	0.50	0.37	06/07/22 02:02	
1,1-Dichloroethene	ug/L	ND	0.50	0.35	06/07/22 02:02	
1,1-Dichloropropene	ug/L	ND	0.50	0.43	06/07/22 02:02	
1,2,3-Trichlorobenzene	ug/L	ND	2.0	0.81	06/07/22 02:02	
1,2,3-Trichloropropane	ug/L	ND	0.50	0.26	06/07/22 02:02	
1,2,4-Trichlorobenzene	ug/L	ND	2.0	0.64	06/07/22 02:02	
1,2,4-Trimethylbenzene	ug/L	ND	0.50	0.50	06/07/22 02:02	
1,2-Dibromo-3-chloropropane	ug/L	ND	1.0	0.34	06/07/22 02:02	
1,2-Dibromoethane (EDB)	ug/L	ND	0.50	0.27	06/07/22 02:02	
1,2-Dichlorobenzene	ug/L	ND	0.50	0.34	06/07/22 02:02	
1,2-Dichloroethane	ug/L	ND	0.50	0.32	06/07/22 02:02	
1,2-Dichloropropane	ug/L	ND	0.50	0.36	06/07/22 02:02	
1,3,5-Trimethylbenzene	ug/L	ND	0.50	0.33	06/07/22 02:02	
1,3-Dichlorobenzene	ug/L	ND	0.50	0.34	06/07/22 02:02	
1,3-Dichloropropane	ug/L	ND	0.50	0.28	06/07/22 02:02	
1,4-Dichlorobenzene	ug/L	ND	0.50	0.33	06/07/22 02:02	
2,2-Dichloropropane	ug/L	ND	0.50	0.39	06/07/22 02:02	
2-Chlorotoluene	ug/L	ND	0.50	0.32	06/07/22 02:02	
4-Chlorotoluene	ug/L	ND	0.50	0.32	06/07/22 02:02	
Benzene	ug/L	ND	0.50	0.34	06/07/22 02:02	
Bromobenzene	ug/L	ND	0.50	0.29	06/07/22 02:02	
Bromochloromethane	ug/L	ND	0.50	0.47	06/07/22 02:02	
Bromodichloromethane	ug/L	ND	0.50	0.31	06/07/22 02:02	
Bromoform	ug/L	ND	0.50	0.34	06/07/22 02:02	
Bromomethane	ug/L	ND	5.0	1.7	06/07/22 02:02	
Carbon tetrachloride	ug/L	ND	0.50	0.33	06/07/22 02:02	
Chlorobenzene	ug/L	ND	0.50	0.28	06/07/22 02:02	
Chloroethane	ug/L	ND	1.0	0.65	06/07/22 02:02	
Chloroform	ug/L	ND	0.50	0.43	06/07/22 02:02	
Chloromethane	ug/L	ND	1.0	0.54	06/07/22 02:02	
cis-1,2-Dichloroethene	ug/L	ND	0.50	0.38	06/07/22 02:02	
cis-1,3-Dichloropropene	ug/L	ND	0.50	0.36	06/07/22 02:02	
Dibromochloromethane	ug/L	ND	0.50	0.36	06/07/22 02:02	
Dibromomethane	ug/L	ND	0.50	0.39	06/07/22 02:02	
Dichlorodifluoromethane	ug/L	ND	0.50	0.35	06/07/22 02:02	
Diisopropyl ether	ug/L	ND	0.50	0.31	06/07/22 02:02	

Results presented on this page are in the units indicated by the "Units" column except where an alternate unit is presented to the right of the result.

REPORT OF LABORATORY ANALYSIS

This report shall not be reproduced, except in full,
without the written consent of Pace Analytical Services, LLC.

Pace Analytical Services, LLC
9800 Kincey Ave. Suite 100
Huntersville, NC 28078
(704)875-9092

QUALITY CONTROL DATA

Project: CPC HUNTERSVILLE
Pace Project No.: 92607869

METHOD BLANK: 3666750 Matrix: Water
Associated Lab Samples: 92607869001

Parameter	Units	Blank Result	Reporting Limit	MDL	Analyzed	Qualifiers
Ethylbenzene	ug/L	ND	0.50	0.30	06/07/22 02:02	
Hexachloro-1,3-butadiene	ug/L	ND	2.0	1.5	06/07/22 02:02	
Isopropylbenzene (Cumene)	ug/L	ND	0.50	0.33	06/07/22 02:02	
m&p-Xylene	ug/L	ND	1.0	0.71	06/07/22 02:02	
Methyl-tert-butyl ether	ug/L	ND	0.50	0.42	06/07/22 02:02	
Methylene Chloride	ug/L	ND	2.0	2.0	06/07/22 02:02	
n-Butylbenzene	ug/L	ND	0.50	0.49	06/07/22 02:02	
n-Propylbenzene	ug/L	ND	0.50	0.34	06/07/22 02:02	
Naphthalene	ug/L	ND	2.0	0.64	06/07/22 02:02	
o-Xylene	ug/L	ND	0.50	0.34	06/07/22 02:02	
sec-Butylbenzene	ug/L	ND	0.50	0.40	06/07/22 02:02	
Styrene	ug/L	ND	0.50	0.29	06/07/22 02:02	
tert-Butylbenzene	ug/L	ND	0.50	0.32	06/07/22 02:02	
Tetrachloroethene	ug/L	ND	0.50	0.29	06/07/22 02:02	
Toluene	ug/L	ND	0.50	0.48	06/07/22 02:02	
trans-1,2-Dichloroethene	ug/L	ND	0.50	0.40	06/07/22 02:02	
trans-1,3-Dichloropropene	ug/L	ND	0.50	0.36	06/07/22 02:02	
Trichloroethene	ug/L	ND	0.50	0.38	06/07/22 02:02	
Trichlorofluoromethane	ug/L	ND	1.0	0.30	06/07/22 02:02	
Vinyl chloride	ug/L	ND	1.0	0.39	06/07/22 02:02	
1,2-Dichloroethane-d4 (S)	%	92	70-130		06/07/22 02:02	
4-Bromofluorobenzene (S)	%	98	70-130		06/07/22 02:02	
Toluene-d8 (S)	%	105	70-130		06/07/22 02:02	

LABORATORY CONTROL SAMPLE: 3666751

Parameter	Units	Spike Conc.	LCS Result	LCS % Rec	% Rec Limits	Qualifiers
1,1,1,2-Tetrachloroethane	ug/L	50	46.7	93	60-140	
1,1,1-Trichloroethane	ug/L	50	49.9	100	60-140	
1,1,2,2-Tetrachloroethane	ug/L	50	42.6	85	60-140	
1,1,2-Trichloroethane	ug/L	50	47.6	95	60-140	
1,1-Dichloroethane	ug/L	50	44.7	89	60-140	
1,1-Dichloroethene	ug/L	50	51.0	102	60-140	
1,1-Dichloropropene	ug/L	50	46.6	93	60-140	
1,2,3-Trichlorobenzene	ug/L	50	47.5	95	60-140	
1,2,3-Trichloropropane	ug/L	50	42.4	85	60-140	
1,2,4-Trichlorobenzene	ug/L	50	45.9	92	60-140	
1,2,4-Trimethylbenzene	ug/L	50	44.3	89	60-140	
1,2-Dibromo-3-chloropropane	ug/L	50	41.2	82	60-140	
1,2-Dibromoethane (EDB)	ug/L	50	46.8	94	60-140	
1,2-Dichlorobenzene	ug/L	50	43.8	88	60-140	
1,2-Dichloroethane	ug/L	50	48.0	96	60-140	
1,2-Dichloropropane	ug/L	50	50.1	100	60-140	
1,3,5-Trimethylbenzene	ug/L	50	45.7	91	60-140	

Results presented on this page are in the units indicated by the "Units" column except where an alternate unit is presented to the right of the result.

REPORT OF LABORATORY ANALYSIS

This report shall not be reproduced, except in full,
without the written consent of Pace Analytical Services, LLC.

Pace Analytical Services, LLC
9800 Kincey Ave. Suite 100
Huntersville, NC 28078
(704)875-9092

QUALITY CONTROL DATA

Project: CPC HUNTERSVILLE
Pace Project No.: 92607869

LABORATORY CONTROL SAMPLE: 3666751

Parameter	Units	Spike Conc.	LCS Result	LCS % Rec	% Rec Limits	Qualifiers
1,3-Dichlorobenzene	ug/L	50	44.0	88	60-140	
1,3-Dichloropropane	ug/L	50	45.9	92	60-140	
1,4-Dichlorobenzene	ug/L	50	43.2	86	60-140	
2,2-Dichloropropane	ug/L	50	45.3	91	60-140	
2-Chlorotoluene	ug/L	50	42.4	85	60-140	
4-Chlorotoluene	ug/L	50	42.1	84	60-140	
Benzene	ug/L	50	45.8	92	60-140	
Bromobenzene	ug/L	50	42.8	86	60-140	
Bromochloromethane	ug/L	50	42.8	86	60-140	
Bromodichloromethane	ug/L	50	43.1	86	60-140	
Bromoform	ug/L	50	43.9	88	60-140	
Bromomethane	ug/L	50	59.2	118	60-140	
Carbon tetrachloride	ug/L	50	51.9	104	60-140	
Chlorobenzene	ug/L	50	44.5	89	60-140	
Chloroethane	ug/L	50	68.5	137	60-140	
Chloroform	ug/L	50	42.3	85	60-140	
Chloromethane	ug/L	50	52.0	104	60-140	
cis-1,2-Dichloroethene	ug/L	50	47.0	94	60-140	
cis-1,3-Dichloropropene	ug/L	50	47.8	96	60-140	
Dibromochloromethane	ug/L	50	44.9	90	60-140	
Dibromomethane	ug/L	50	46.2	92	60-140	
Dichlorodifluoromethane	ug/L	50	61.3	123	60-140	
Diisopropyl ether	ug/L	50	49.6	99	60-140	
Ethylbenzene	ug/L	50	43.8	88	60-140	
Hexachloro-1,3-butadiene	ug/L	50	52.3	105	60-140	
Isopropylbenzene (Cumene)	ug/L	50	44.7	89	60-140	
m&p-Xylene	ug/L	100	88.4	88	60-140	
Methyl-tert-butyl ether	ug/L	50	46.3	93	60-140	
Methylene Chloride	ug/L	50	42.3	85	60-140	
n-Butylbenzene	ug/L	50	47.7	95	60-140	
n-Propylbenzene	ug/L	50	43.6	87	60-140	
Naphthalene	ug/L	50	45.1	90	60-140	
o-Xylene	ug/L	50	43.7	87	60-140	
sec-Butylbenzene	ug/L	50	46.6	93	60-140	
Styrene	ug/L	50	44.2	88	60-140	
tert-Butylbenzene	ug/L	50	38.1	76	60-140	
Tetrachloroethene	ug/L	50	48.4	97	60-140	
Toluene	ug/L	50	43.5	87	60-140	
trans-1,2-Dichloroethene	ug/L	50	48.7	97	60-140	
trans-1,3-Dichloropropene	ug/L	50	47.0	94	60-140	
Trichloroethene	ug/L	50	54.1	108	60-140	
Trichlorofluoromethane	ug/L	50	61.3	123	60-140	
Vinyl chloride	ug/L	50	56.6	113	60-140	
1,2-Dichloroethane-d4 (S)	%			96	70-130	
4-Bromofluorobenzene (S)	%			96	70-130	
Toluene-d8 (S)	%			96	70-130	

Results presented on this page are in the units indicated by the "Units" column except where an alternate unit is presented to the right of the result.

REPORT OF LABORATORY ANALYSIS

This report shall not be reproduced, except in full,
without the written consent of Pace Analytical Services, LLC.

Pace Analytical Services, LLC
9800 Kincey Ave. Suite 100
Huntersville, NC 28078
(704)875-9092

QUALITY CONTROL DATA

Project: CPC HUNTERSVILLE
Pace Project No.: 92607869

MATRIX SPIKE & MATRIX SPIKE DUPLICATE: 3666752 3666753

Parameter	Units	92607872005 Result	MS Spike Conc.	MSD Spike Conc.	MS Result	MSD Result	MS % Rec	MSD % Rec	% Rec Limits	RPD	Max RPD	Qual
1,1,1,2-Tetrachloroethane	ug/L	ND	20	20	21.5	22.8	107	114	60-140	6	30	
1,1,1-Trichloroethane	ug/L	ND	20	20	23.3	24.6	116	123	60-140	5	30	
1,1,2,2-Tetrachloroethane	ug/L	ND	20	20	22.6	24.1	113	120	60-140	6	30	
1,1,2-Trichloroethane	ug/L	ND	20	20	23.3	24.3	116	121	60-140	4	30	
1,1-Dichloroethane	ug/L	ND	20	20	24.0	25.4	120	127	60-140	6	30	
1,1-Dichloroethene	ug/L	ND	20	20	25.8	27.2	129	136	60-140	5	30	
1,1-Dichloropropene	ug/L	ND	20	20	24.9	26.1	124	131	60-140	5	30	
1,2,3-Trichlorobenzene	ug/L	ND	20	20	18.5	19.5	93	98	60-140	5	30	
1,2,3-Trichloropropane	ug/L	ND	20	20	21.9	23.7	110	118	60-140	8	30	
1,2,4-Trichlorobenzene	ug/L	ND	20	20	18.6	19.4	93	97	60-140	5	30	
1,2,4-Trimethylbenzene	ug/L	ND	20	20	21.3	22.3	106	112	60-140	5	30	
1,2-Dibromo-3-chloropropane	ug/L	ND	20	20	20.2	20.9	101	105	60-140	4	30	
1,2-Dibromoethane (EDB)	ug/L	ND	20	20	22.8	24.2	114	121	60-140	6	30	
1,2-Dichlorobenzene	ug/L	ND	20	20	21.9	22.9	110	114	60-140	4	30	
1,2-Dichloroethane	ug/L	ND	20	20	22.8	24.0	114	120	60-140	5	30	
1,2-Dichloropropane	ug/L	ND	20	20	24.0	25.1	120	126	60-140	5	30	
1,3,5-Trimethylbenzene	ug/L	ND	20	20	22.3	23.0	111	115	60-140	3	30	
1,3-Dichlorobenzene	ug/L	ND	20	20	22.4	23.3	112	116	60-140	4	30	
1,3-Dichloropropane	ug/L	ND	20	20	23.0	24.5	115	122	60-140	6	30	
1,4-Dichlorobenzene	ug/L	ND	20	20	21.7	22.7	109	113	60-140	4	30	
2,2-Dichloropropane	ug/L	ND	20	20	22.8	24.3	114	121	60-140	6	30	
2-Chlorotoluene	ug/L	ND	20	20	22.6	23.7	113	118	60-140	5	30	
4-Chlorotoluene	ug/L	ND	20	20	23.1	23.8	115	119	60-140	3	30	
Benzene	ug/L	ND	20	20	22.7	23.9	113	120	60-140	5	30	
Bromobenzene	ug/L	ND	20	20	22.9	23.7	115	119	60-140	3	30	
Bromochloromethane	ug/L	ND	20	20	25.0	26.5	125	132	60-140	6	30	
Bromodichloromethane	ug/L	ND	20	20	22.2	23.3	111	116	60-140	5	30	
Bromoform	ug/L	ND	20	20	19.4	20.3	97	101	60-140	5	30	
Bromomethane	ug/L	ND	20	20	22.4	22.9	112	115	60-140	2	30	
Carbon tetrachloride	ug/L	ND	20	20	21.6	22.6	108	113	60-140	5	30	
Chlorobenzene	ug/L	ND	20	20	23.0	24.3	115	122	60-140	6	30	
Chloroethane	ug/L	ND	20	20	29.0	30.4	145	152	60-140	5	30	M1
Chloroform	ug/L	ND	20	20	24.0	25.8	120	129	60-140	7	30	
Chloromethane	ug/L	ND	20	20	25.4	27.0	127	135	60-140	6	30	
cis-1,2-Dichloroethene	ug/L	ND	20	20	24.2	25.5	121	128	60-140	5	30	
cis-1,3-Dichloropropene	ug/L	ND	20	20	22.7	24.1	113	120	60-140	6	30	
Dibromochloromethane	ug/L	ND	20	20	21.0	22.5	105	113	60-140	7	30	
Dibromomethane	ug/L	ND	20	20	22.0	23.2	110	116	60-140	5	30	
Dichlorodifluoromethane	ug/L	ND	20	20	24.1	25.5	120	128	60-140	6	30	
Diisopropyl ether	ug/L	ND	20	20	22.9	24.3	114	122	60-140	6	30	
Ethylbenzene	ug/L	ND	20	20	22.7	24.2	114	121	60-140	6	30	
Hexachloro-1,3-butadiene	ug/L	ND	20	20	17.7	18.1	88	91	60-140	3	30	
Isopropylbenzene (Cumene)	ug/L	ND	20	20	21.1	22.3	105	112	60-140	6	30	
m&p-Xylene	ug/L	ND	40	40	45.7	48.4	114	121	60-140	6	30	

Results presented on this page are in the units indicated by the "Units" column except where an alternate unit is presented to the right of the result.

REPORT OF LABORATORY ANALYSIS

This report shall not be reproduced, except in full,
without the written consent of Pace Analytical Services, LLC.

Pace Analytical Services, LLC
9800 Kincey Ave. Suite 100
Huntersville, NC 28078
(704)875-9092

QUALITY CONTROL DATA

Project: CPC HUNTERSVILLE
Pace Project No.: 92607869

MATRIX SPIKE & MATRIX SPIKE DUPLICATE: 3666752 3666753

Parameter	Units	92607872005 Result	MS Spike Conc.	MSD Spike Conc.	MS Result	MSD Result	MS % Rec	MSD % Rec	% Rec Limits	RPD	Max RPD	Qual
Methyl-tert-butyl ether	ug/L	ND	20	20	22.2	23.7	111	119	60-140	7	30	
Methylene Chloride	ug/L	ND	20	20	22.4	23.5	112	117	60-140	5	30	
n-Butylbenzene	ug/L	ND	20	20	20.7	21.5	104	108	60-140	4	30	
n-Propylbenzene	ug/L	ND	20	20	22.9	23.7	115	119	60-140	3	30	
Naphthalene	ug/L	ND	20	20	20.7	21.5	103	107	60-140	4	30	
o-Xylene	ug/L	ND	20	20	22.3	23.6	111	118	60-140	6	30	
sec-Butylbenzene	ug/L	ND	20	20	21.6	22.8	108	114	60-140	5	30	
Styrene	ug/L	ND	20	20	23.6	24.9	118	125	60-140	5	30	
tert-Butylbenzene	ug/L	ND	20	20	17.9	18.6	90	93	60-140	4	30	
Tetrachloroethene	ug/L	ND	20	20	21.2	22.7	106	114	60-140	7	30	
Toluene	ug/L	ND	20	20	22.8	23.9	114	120	60-140	5	30	
trans-1,2-Dichloroethene	ug/L	ND	20	20	24.7	26.1	123	130	60-140	5	30	
trans-1,3-Dichloropropene	ug/L	ND	20	20	22.4	23.7	112	118	60-140	6	30	
Trichloroethene	ug/L	ND	20	20	23.2	24.3	116	121	60-140	5	30	
Trichlorofluoromethane	ug/L	ND	20	20	22.6	23.8	113	119	60-140	5	30	
Vinyl chloride	ug/L	ND	20	20	25.6	26.6	128	133	60-140	4	30	
1,2-Dichloroethane-d4 (S)	%						100	101	70-130			
4-Bromofluorobenzene (S)	%						97	98	70-130			
Toluene-d8 (S)	%						99	100	70-130			

Results presented on this page are in the units indicated by the "Units" column except where an alternate unit is presented to the right of the result.

REPORT OF LABORATORY ANALYSIS

This report shall not be reproduced, except in full,
without the written consent of Pace Analytical Services, LLC.

Pace Analytical Services, LLC
9800 Kincey Ave. Suite 100
Huntersville, NC 28078
(704)875-9092

QUALIFIERS

Project: CPC HUNTERSVILLE
Pace Project No.: 92607869

DEFINITIONS

DF - Dilution Factor, if reported, represents the factor applied to the reported data due to dilution of the sample aliquot.

ND - Not Detected at or above adjusted reporting limit.

TNTC - Too Numerous To Count

J - Estimated concentration above the adjusted method detection limit and below the adjusted reporting limit.

MDL - Adjusted Method Detection Limit.

PQL - Practical Quantitation Limit.

RL - Reporting Limit - The lowest concentration value that meets project requirements for quantitative data with known precision and bias for a specific analyte in a specific matrix.

S - Surrogate

1,2-Diphenylhydrazine decomposes to and cannot be separated from Azobenzene using Method 8270. The result for each analyte is a combined concentration.

Consistent with EPA guidelines, unrounded data are displayed and have been used to calculate % recovery and RPD values.

LCS(D) - Laboratory Control Sample (Duplicate)

MS(D) - Matrix Spike (Duplicate)

DUP - Sample Duplicate

RPD - Relative Percent Difference

NC - Not Calculable.

SG - Silica Gel - Clean-Up

U - Indicates the compound was analyzed for, but not detected.

Acid preservation may not be appropriate for 2 Chloroethylvinyl ether.

A separate vial preserved to a pH of 4-5 is recommended in SW846 Chapter 4 for the analysis of Acrolein and Acrylonitrile by EPA Method 8260.

N-Nitrosodiphenylamine decomposes and cannot be separated from Diphenylamine using Method 8270. The result reported for each analyte is a combined concentration.

Reported results are not rounded until the final step prior to reporting. Therefore, calculated parameters that are typically reported as "Total" may vary slightly from the sum of the reported component parameters.

Pace Analytical is TNI accredited. Contact your Pace PM for the current list of accredited analytes.

TNI - The NELAC Institute.

ANALYTE QUALIFIERS

M1	Matrix spike recovery exceeded QC limits. Batch accepted based on laboratory control sample (LCS) recovery.
N2	The lab does not hold NELAC/TNI accreditation for this parameter but other accreditations/certifications may apply. A complete list of accreditations/certifications is available upon request.

This report shall not be reproduced, except in full,
without the written consent of Pace Analytical Services, LLC.

Pace Analytical Services, LLC
9800 Kincey Ave. Suite 100
Huntersville, NC 28078
(704)875-9092

QUALITY CONTROL DATA CROSS REFERENCE TABLE

Project: CPC HUNTERSVILLE
Pace Project No.: 92607869

Lab ID	Sample ID	QC Batch Method	QC Batch	Analytical Method	Analytical Batch
92607869001	**MW-16D**	MADEP VPH	702840		
92607869001	**MW-16D**	EPA 3005A	702714	EPA 6020B	702801
92607869001	**MW-16D**	SM 6200B	702615		

This report shall not be reproduced, except in full,
without the written consent of Pace Analytical Services, LLC.

Effective Date: 05/12/202205/12/2022

Laboratory receiving samples:

Asheville ☐ Eden ☐ Greenwood ☐ Huntersville ☒ Raleigh ☐ Mechanicsville ☐ Atlanta ☐ Kernersville ☐

Sample Condition Upon Receipt

Client Name: AECOM

Project: WO#: 92607869



Courier: ☐ Commercial ☐ Fed Ex ☐ Pace ☐ UPS ☐ USPS ☐ Other: ☒ Client

Custody Seal Present? ☐ Yes ☒ No Seals Intact? ☐ Yes ☒ No

Date/Initials Person Examining Contents: DP 4/3/22

Packing Material: ☐ Bubble Wrap ☒ Bubble Bags ☐ None ☐ Other

Biological Tissue Frozen? ☐ Yes ☐ No ☒ N/A

Thermometer: ☒ IR Gun ID: 92104

Type of Ice: ☐ Wet ☐ Blue ☐ None

Cooler Temp: 0.2, 3.4 Correction Factor: Add/Subtract (°C) 0

Cooler Temp Corrected (°C): 0.2, 3.4

Temp should be above freezing to 6°C

☐ Samples out of temp criteria. Samples on ice, cooling process has begun

USDA Regulated Soil (☒ N/A, water sample)

Did samples originate in a quarantine zone within the United States: CA, NY, or SC (check maps)? ☐ Yes ☐ No

Did samples originate from a foreign source (internationally, including Hawaii and Puerto Rico)? ☐ Yes ☐ No

				Comments/Discrepancy:
Chain of Custody Present?	☒ Yes	☐ No	☐ N/A	1.
Samples Arrived within Hold Time?	☒ Yes	☐ No	☐ N/A	2.
Short Hold Time Analysis (<72 hr.)? DP 4/3/22	☒ Yes	☐ No	☐ N/A	3.
Rush Turn Around Time Requested?	☐ Yes	☒ No	☐ N/A	4.
Sufficient Volume?	☒ Yes	☐ No	☐ N/A	5.
Correct Containers Used?	☒ Yes	☐ No	☐ N/A	6.
-Pace Containers Used?	☒ Yes	☐ No	☐ N/A	
Containers Intact?	☒ Yes	☐ No	☐ N/A	7.
Dissolved analysis: Samples Field Filtered?	☐ Yes	☒ No	☐ N/A	8.
Sample Labels Match COC?	☒ Yes	☐ No	☐ N/A	9.
-Includes Date/Time/ID/Analysis Matrix: WT				
Headspace in VOA Vials (>5-6mm)?	☐ Yes	☒ No	☐ N/A	10.
Trip Blank Present?	☐ Yes	☒ No	☐ N/A	11.
Trip Blank Custody Seals Present?	☐ Yes	☒ No	☐ N/A	

COMMENTS/SAMPLE DISCREPANCY

Field Data Required? ☐ Yes ☐ No

Lot ID of split containers:

CLIENT NOTIFICATION/RESOLUTION

Person contacted: Date/Time:

Project Manager SCURF Review: Date:

Project Manager SRF Review: Date:

*Check mark top half of box if pH and/or dechlorination is verified and within the acceptance range for preservation samples.
Exceptions: VOA, Coliform, TOC, Oil and Grease, DRO/8015 (water) DOC, LLHg

**Bottom half of box is to list number of bottles
***Check all unpreserved Nitrates for chlorine

Project # WO# : 92607869
PM: BV Due Date: 06/08/22
CLIENT: 92-AECOM CHA

Item#	BP4U-125 mL Plastic Unpreserved (N/A) (Cl-)	BP3U-250 mL Plastic Unpreserved (N/A)	BP2U-500 mL Plastic Unpreserved (N/A)	BP1U-1 liter Plastic Unpreserved (N/A)	BP4S-125 mL Plastic H2SO4 (pH < 2) (Cl-)	BP3N-250 mL plastic HNO3 (pH < 2)	BP4Z-125 mL Plastic ZN Acetate & NaOH (>9)	BP4B-125 mL Plastic NaOH (pH > 12) (Cl-)	WGFU-Wide-mouthed Glass jar Unpreserved	AG1U-1 liter Amber Unpreserved (N/A) (Cl-)	AG1H-1 liter Amber HCl (pH < 2)	AG3U-250 mL Amber Unpreserved (N/A) (Cl-)	AG1S-1 liter Amber H2SO4 (pH < 2)	AG3S-250 mL Amber H2SO4 (pH < 2)	DG9A-250 mL Amber NH4Cl (N/A)(Cl-)	DG9H-40 mL VOA HCl (N/A)	VG9T-40 mL VOA Na2S2O3 (N/A)	VG9U-40 mL VOA Unpreserved (N/A)	DG9V-40 mL VOA H3PO4 (N/A)	DG9S-40 mL VOA H2SO4 (N/A)	V/GK (3 vials per kit)-VPH/Gas kit (N/A)	SP5T-125 mL Sterile Plastic (N/A – lab)	SP2T-250 mL Sterile Plastic (N/A – lab)		BP3R-250 mL Plastic (NH2)2SO4 (9.3-9.7)	AG0U-100 mL Amber Unpreserved (N/A) (Cl-)	VSGU-20 mL Scintillation vials (N/A)	DG9U-40 mL Amber Unpreserved vials (N/A)
1						1										7												
2																												
3																												
4																												
5																												
6																												
7																												
8																												
9																												
10																												
11																												
12																												

pH Adjustment Log for Preserved Samples

Sample ID	Type of Preservative	pH upon receipt	Date preservation adjusted	Time preservation adjusted	Amount of Preservative added	Lot #

Note: Whenever there is a discrepancy affecting North Carolina compliance samples, a copy of this form will be sent to the North Carolina DENR Certification Office (i.e. Out of hold, incorrect preservative, out of temp, incorrect containers.

Pace

CHAIN-OF-CUSTODY / Analytical Request Document

The Chain-of-Custody is a LEGAL DOCUMENT. All relevant fields must be completed accurately.

Submitting a sample via this chain of custody constitutes acknowledgment and acceptance of the Pace Terms and Conditions found at https://info.pacelabs.com/hubfs/pas-standard-terms.pdf.

Page : 1 Of 1

Section A Required Client Information:	Section B Required Project Information:	Section C Invoice Information:	
Company: AECOM	Report To: Andrew Wreschnig	Attention:	
Address: 6000 Fairview Road	Copy To:	Company Name:	Regulatory Agency
Suite 200, Charlotte, NC 28210		Address:	
Email: andrew.wreschnig@aecom.com	Purchase Order #:	Pace Quote: AECOM # 60674226	
Phone: (704)522-0330 Fax	Project Name: CPC Huntersville (GW)	Pace Project Manager: bonnie.vang@pacelabs.com,	State / Location NC
Requested Due Date:	Project #:	Pace Profile #: 12518-3	

ITEM #	SAMPLE ID (One Character per box. (A-Z, 0-9 / , -) Sample Ids must be unique)	MATRIX CODE (see valid codes to left)	SAMPLE TYPE (G=GRAB C=COMP)	COLLECTED START DATE	COLLECTED START TIME	COLLECTED END DATE	COLLECTED END TIME	SAMPLE TEMP AT COLLECTION	# OF CONTAINERS	Preservatives: Unpreserved	H2SO4	HNO3	HCl	NaOH	Na2S2O3	Methanol	Other	Analyses Test Y/N	Requested Analysis Filtered (Y/N): 6200B	VPH	Total Lead	Trip BLANK	DI Water	Residual Chlorine (Y/N)	3260789
1	MW-100	WT	G	6/3/22	0900				8			X	X						X	X	X					TB-2 001
2																									
3																									
4																									
5																									
6																									
7																									
8																									
9																									
10																									
11																									
12																									

MATRIX CODE: Drinking Water DW; Water WT; Waste Water WW; Product P; Soil/Solid SL; Oil OL; Wipe WP; Air AR; Other OT; Tissue TS

ADDITIONAL COMMENTS	RELINQUISHED BY / AFFILIATION	DATE	TIME	ACCEPTED BY / AFFILIATION	DATE	TIME	SAMPLE CONDITIONS
ASSOCIATE WITH TRIP BLANK	Erica Duncan/AECOM	6/3/22	1530	CS Pace	6/3/22	1530	
1							

SAMPLER NAME AND SIGNATURE			TEMP in C	Received on Ice (Y/N)	Custody Sealed Cooler (Y/N)	Samples Intact (Y/N)
PRINT Name of SAMPLER:	Erica Duncan					
SIGNATURE of SAMPLER:		DATE Signed: 6/3/22				

Pace Analytical Services, LLC
9800 Kincey Ave. Suite 100
Huntersville, NC 28078
(704)875-9092

June 10, 2022

Andrew Wreschnig
AECOM
6000 Fairview Road
Suite 200
Charlotte, NC 28210

RE: Project: CPC HUNTERSVILLE
Pace Project No.: 92607872

Dear Andrew Wreschnig:

Enclosed are the analytical results for sample(s) received by the laboratory on June 03, 2022. The results relate only to the samples included in this report. Results reported herein conform to the applicable TNI/NELAC Standards and the laboratory's Quality Manual, where applicable, unless otherwise noted in the body of the report.

The test results provided in this final report were generated by each of the following laboratories within the Pace Network:

- Pace Analytical Services - Charlotte
- Pace Analytical Services - Peachtree Corners, GA

If you have any questions concerning this report, please feel free to contact me.

Sincerely,

Bonnie Vang
bonnie.vang@pacelabs.com
(704)875-9092
Project Manager

Enclosures

cc: Teresa Amentt Jennings, AECOM
Jeff Morrison, Colonial Pipeline Company

This report shall not be reproduced, except in full,
without the written consent of Pace Analytical Services, LLC.

Pace Analytical Services, LLC
9800 Kincey Ave. Suite 100
Huntersville, NC 28078
(704)875-9092

CERTIFICATIONS

Project: CPC HUNTERSVILLE
Pace Project No.: 92607872

Pace Analytical Services Charlotte

South Carolina Laboratory ID: 99006
9800 Kincey Ave. Ste 100, Huntersville, NC 28078
North Carolina Drinking Water Certification #: 37706
North Carolina Field Services Certification #: 5342
North Carolina Wastewater Certification #: 12
South Carolina Laboratory ID: 99006
South Carolina Certification #: 99006001
South Carolina Drinking Water Cert. #: 99006003
Florida/NELAP Certification #: E87627
Kentucky UST Certification #: 84
Louisiana DoH Drinking Water #: LA029
Virginia/VELAP Certification #: 460221

Pace Analytical Services Peachtree Corners

110 Technology Pkwy, Peachtree Corners, GA 30092
Florida DOH Certification #: E87315
Georgia DW Inorganics Certification #: 812
North Carolina Certification #: 381
South Carolina Certification #: 98011001

This report shall not be reproduced, except in full,
without the written consent of Pace Analytical Services, LLC.

Pace Analytical Services, LLC
9800 Kincey Ave. Suite 100
Huntersville, NC 28078
(704)875-9092

SAMPLE SUMMARY

Project: CPC HUNTERSVILLE
Pace Project No.: 92607872

Lab ID	Sample ID	Matrix	Date Collected	Date Received
92607872001	**MW-97D**	Water	06/03/22 09:40	06/03/22 15:30
92607872002	**MW-15**	Water	06/03/22 09:45	06/03/22 15:30
92607872003	**MW-41R**	Water	06/03/22 09:55	06/03/22 15:30
92607872004	**MW-48**	Water	06/03/22 10:45	06/03/22 15:30
92607872005	**MW-12**	Water	06/03/22 10:30	06/03/22 15:30
92607872006	**MW-72R**	Water	06/03/22 11:10	06/03/22 15:30
92607872007	**MW-20**	Water	06/03/22 11:00	06/03/22 15:30
92607872008	**MW-25R**	Water	06/03/22 09:25	06/03/22 15:30
92607872009	**MW-89**	Water	06/03/22 12:00	06/03/22 15:30
92607872010	**MW-07D**	Water	06/03/22 11:30	06/03/22 15:30
92607872011	**MW-58**	Water	06/03/22 12:15	06/03/22 15:30
92607872012	**MW-61**	Water	06/03/22 12:05	06/03/22 15:30
92607872013	**MW-25D**	Water	06/03/22 13:00	06/03/22 15:30
92607872014	**MW-90DD**	Water	06/03/22 13:15	06/03/22 15:30
92607872015	**MW-55**	Water	06/03/22 13:15	06/03/22 15:30
92607872016	**MW-91DD**	Water	06/03/22 14:15	06/03/22 15:30
92607872017	**FB-2-20220603**	Water	06/03/22 12:45	06/03/22 15:30
92607872018	**FB-1-20220603**	Water	06/03/22 12:30	06/03/22 15:30
92607872019	**EB-1-20220603**	Water	06/03/22 12:40	06/03/22 15:30
92607872020	**EB-2-20220603**	Water	06/03/22 13:00	06/03/22 15:30
92607872021	**DUP-1-20220603**	Water	06/03/22 00:00	06/03/22 15:30
92607872022	**DUP-2-20220603**	Water	06/03/22 00:00	06/03/22 15:30
92607872023	**TRIP BLANK-1**	Water	06/03/22 00:00	06/03/22 15:30
92607872024	**TRIP BLANK-2**	Water	06/03/22 00:00	06/03/22 15:30

This report shall not be reproduced, except in full,
without the written consent of Pace Analytical Services, LLC.

Pace Analytical Services, LLC
9800 Kincey Ave. Suite 100
Huntersville, NC 28078
(704)875-9092

SAMPLE ANALYTE COUNT

Project: CPC HUNTERSVILLE
Pace Project No.: 92607872

Lab ID	Sample ID	Method	Analysts	Analytes Reported	Laboratory
92607872001	**MW-97D**	MADEP VPH	MAD	6	PASI-C
		EPA 6020B	CW1	1	PASI-GA
		SM 6200B	SAS	63	PASI-C
92607872002	**MW-15**	MADEP VPH	MAD	6	PASI-C
		EPA 6020B	CW1	1	PASI-GA
		SM 6200B	SAS	63	PASI-C
92607872003	**MW-41R**	MADEP VPH	MAD	6	PASI-C
		EPA 6020B	CW1	1	PASI-GA
		SM 6200B	SAS	63	PASI-C
92607872004	**MW-48**	MADEP VPH	MAD	6	PASI-C
		EPA 6020B	CW1	1	PASI-GA
		SM 6200B	SAS	63	PASI-C
92607872005	**MW-12**	MADEP VPH	MAD	6	PASI-C
		EPA 6020B	CW1	1	PASI-GA
		SM 6200B	SAS	63	PASI-C
92607872006	**MW-72R**	MADEP VPH	MAD	6	PASI-C
		EPA 6020B	CW1	1	PASI-GA
		SM 6200B	SAS	63	PASI-C
92607872007	**MW-20**	MADEP VPH	MAD	6	PASI-C
		EPA 6020B	CW1	1	PASI-GA
		SM 6200B	SAS	63	PASI-C
92607872008	**MW-25R**	MADEP VPH	MAD	6	PASI-C
		EPA 6020B	CW1	1	PASI-GA
		SM 6200B	CL	63	PASI-C
92607872009	**MW-89**	MADEP VPH	MAD	6	PASI-C
		EPA 6020B	CW1	1	PASI-GA
		SM 6200B	SAS	63	PASI-C
92607872010	**MW-07D**	MADEP VPH	MAD	6	PASI-C
		EPA 6020B	CW1	1	PASI-GA
		SM 6200B	SAS	63	PASI-C
92607872011	**MW-58**	MADEP VPH	MAD	6	PASI-C
		EPA 6020B	CW1	1	PASI-GA
		SM 6200B	SAS	63	PASI-C
92607872012	**MW-61**	MADEP VPH	MAD	6	PASI-C
		EPA 6020B	CW1	1	PASI-GA
		SM 6200B	CL	63	PASI-C
92607872013	**MW-25D**	MADEP VPH	MAD	6	PASI-C

This report shall not be reproduced, except in full,
without the written consent of Pace Analytical Services, LLC.

Pace Analytical Services, LLC
9800 Kincey Ave. Suite 100
Huntersville, NC 28078
(704)875-9092

SAMPLE ANALYTE COUNT

Project: CPC HUNTERSVILLE
Pace Project No.: 92607872

Lab ID	Sample ID	Method	Analysts	Analytes Reported	Laboratory
		EPA 6020B	CW1	1	PASI-GA
		SM 6200B	SAS	63	PASI-C
92607872014	**MW-90DD**	MADEP VPH	MAD	6	PASI-C
		EPA 6020B	CW1	1	PASI-GA
		SM 6200B	SAS	63	PASI-C
92607872015	**MW-55**	MADEP VPH	MAD	6	PASI-C
		EPA 6020B	CW1	1	PASI-GA
		SM 6200B	CL	63	PASI-C
92607872016	**MW-91DD**	MADEP VPH	MAD	6	PASI-C
		EPA 6020B	CW1	1	PASI-GA
		SM 6200B	SAS	63	PASI-C
92607872017	**FB-2-20220603**	MADEP VPH	MAD	6	PASI-C
		SM 6200B	CL	63	PASI-C
92607872018	**FB-1-20220603**	MADEP VPH	MAD	6	PASI-C
		SM 6200B	CL	63	PASI-C
92607872019	**EB-1-20220603**	MADEP VPH	MAD	6	PASI-C
		EPA 6020B	CW1	1	PASI-GA
		SM 6200B	CL	63	PASI-C
92607872020	**EB-2-20220603**	MADEP VPH	MAD	6	PASI-C
		EPA 6020B	CW1	1	PASI-GA
		SM 6200B	CL	63	PASI-C
92607872021	**DUP-1-20220603**	MADEP VPH	MAD	6	PASI-C
		EPA 6020B	CW1	1	PASI-GA
		SM 6200B	CL	63	PASI-C
92607872022	**DUP-2-20220603**	MADEP VPH	MAD	6	PASI-C
		EPA 6020B	CW1	1	PASI-GA
		SM 6200B	CL	63	PASI-C
92607872023	**TRIP BLANK-1**	SM 6200B	CL	63	PASI-C
92607872024	**TRIP BLANK-2**	SM 6200B	CL	63	PASI-C

PASI-C = Pace Analytical Services - Charlotte
PASI-GA = Pace Analytical Services - Peachtree Corners, GA

This report shall not be reproduced, except in full,
without the written consent of Pace Analytical Services, LLC.

Pace Analytical Services, LLC
9800 Kincey Ave. Suite 100
Huntersville, NC 28078
(704)875-9092

ANALYTICAL RESULTS

Project: CPC HUNTERSVILLE
Pace Project No.: 92607872

Sample: MW-97D **Lab ID: 92607872001** Collected: 06/03/22 09:40 Received: 06/03/22 15:30 Matrix: Water

Parameters	Results	Units	Report Limit	MDL	DF	Prepared	Analyzed	CAS No.	Qual
VPH NC Water	Analytical Method: MADEP VPH Pace Analytical Services - Charlotte								
Total VPH (C5-C12)	ND	ug/L	50.0	50.0	1		06/08/22 05:43		N2
Aliphatic (C05-C08)	ND	ug/L	50.0	50.0	1		06/08/22 05:43		N2
Aliphatic(C09-C12) Adjusted	ND	ug/L	50.0	50.0	1		06/08/22 05:43		N2
Aromatic (C09-C10)	ND	ug/L	50.0	50.0	1		06/08/22 05:43		N2
Surrogates									
4-Bromofluorobenzene (FID) (S)	102	%	70-130		1		06/08/22 05:43	460-00-4	
4-Bromofluorobenzene (PID) (S)	98	%	70-130		1		06/08/22 05:43	460-00-4	
6020 MET ICPMS	Analytical Method: EPA 6020B Preparation Method: EPA 3005A Pace Analytical Services - Peachtree Corners, GA								
Lead	ND	ug/L	5.0	0.89	1	06/06/22 14:13	06/08/22 00:49	7439-92-1	
6200B MSV	Analytical Method: SM 6200B Pace Analytical Services - Charlotte								
Benzene	ND	ug/L	0.50	0.34	1		06/07/22 04:42	71-43-2	
Bromobenzene	ND	ug/L	0.50	0.29	1		06/07/22 04:42	108-86-1	
Bromochloromethane	ND	ug/L	0.50	0.47	1		06/07/22 04:42	74-97-5	
Bromodichloromethane	ND	ug/L	0.50	0.31	1		06/07/22 04:42	75-27-4	
Bromoform	ND	ug/L	0.50	0.34	1		06/07/22 04:42	75-25-2	
Bromomethane	ND	ug/L	5.0	1.7	1		06/07/22 04:42	74-83-9	
n-Butylbenzene	ND	ug/L	0.50	0.49	1		06/07/22 04:42	104-51-8	
sec-Butylbenzene	ND	ug/L	0.50	0.40	1		06/07/22 04:42	135-98-8	
tert-Butylbenzene	ND	ug/L	0.50	0.32	1		06/07/22 04:42	98-06-6	
Carbon tetrachloride	ND	ug/L	0.50	0.33	1		06/07/22 04:42	56-23-5	
Chlorobenzene	ND	ug/L	0.50	0.28	1		06/07/22 04:42	108-90-7	
Chloroethane	ND	ug/L	1.0	0.65	1		06/07/22 04:42	75-00-3	
Chloroform	ND	ug/L	0.50	0.43	1		06/07/22 04:42	67-66-3	
Chloromethane	ND	ug/L	1.0	0.54	1		06/07/22 04:42	74-87-3	
2-Chlorotoluene	ND	ug/L	0.50	0.32	1		06/07/22 04:42	95-49-8	
4-Chlorotoluene	ND	ug/L	0.50	0.32	1		06/07/22 04:42	106-43-4	
1,2-Dibromo-3-chloropropane	ND	ug/L	1.0	0.34	1		06/07/22 04:42	96-12-8	
Dibromochloromethane	ND	ug/L	0.50	0.36	1		06/07/22 04:42	124-48-1	
1,2-Dibromoethane (EDB)	ND	ug/L	0.50	0.27	1		06/07/22 04:42	106-93-4	
Dibromomethane	ND	ug/L	0.50	0.39	1		06/07/22 04:42	74-95-3	
1,2-Dichlorobenzene	ND	ug/L	0.50	0.34	1		06/07/22 04:42	95-50-1	
1,3-Dichlorobenzene	ND	ug/L	0.50	0.34	1		06/07/22 04:42	541-73-1	
1,4-Dichlorobenzene	ND	ug/L	0.50	0.33	1		06/07/22 04:42	106-46-7	
Dichlorodifluoromethane	ND	ug/L	0.50	0.35	1		06/07/22 04:42	75-71-8	
1,1-Dichloroethane	ND	ug/L	0.50	0.37	1		06/07/22 04:42	75-34-3	
1,2-Dichloroethane	ND	ug/L	0.50	0.32	1		06/07/22 04:42	107-06-2	
1,1-Dichloroethene	ND	ug/L	0.50	0.35	1		06/07/22 04:42	75-35-4	
cis-1,2-Dichloroethene	ND	ug/L	0.50	0.38	1		06/07/22 04:42	156-59-2	
trans-1,2-Dichloroethene	ND	ug/L	0.50	0.40	1		06/07/22 04:42	156-60-5	
1,2-Dichloropropane	ND	ug/L	0.50	0.36	1		06/07/22 04:42	78-87-5	
1,3-Dichloropropane	ND	ug/L	0.50	0.28	1		06/07/22 04:42	142-28-9	

REPORT OF LABORATORY ANALYSIS

This report shall not be reproduced, except in full,
without the written consent of Pace Analytical Services, LLC.

Pace Analytical Services, LLC
9800 Kincey Ave. Suite 100
Huntersville, NC 28078
(704)875-9092

ANALYTICAL RESULTS

Project: CPC HUNTERSVILLE
Pace Project No.: 92607872

Sample: MW-97D **Lab ID: 92607872001** Collected: 06/03/22 09:40 Received: 06/03/22 15:30 Matrix: Water

Parameters	Results	Units	Report Limit	MDL	DF	Prepared	Analyzed	CAS No.	Qual
6200B MSV	Analytical Method: SM 6200B Pace Analytical Services - Charlotte								
2,2-Dichloropropane	ND	ug/L	0.50	0.39	1		06/07/22 04:42	594-20-7	
1,1-Dichloropropene	ND	ug/L	0.50	0.43	1		06/07/22 04:42	563-58-6	
cis-1,3-Dichloropropene	ND	ug/L	0.50	0.36	1		06/07/22 04:42	10061-01-5	
trans-1,3-Dichloropropene	ND	ug/L	0.50	0.36	1		06/07/22 04:42	10061-02-6	
Diisopropyl ether	ND	ug/L	0.50	0.31	1		06/07/22 04:42	108-20-3	
Ethylbenzene	ND	ug/L	0.50	0.30	1		06/07/22 04:42	100-41-4	
Hexachloro-1,3-butadiene	ND	ug/L	2.0	1.5	1		06/07/22 04:42	87-68-3	
Isopropylbenzene (Cumene)	ND	ug/L	0.50	0.33	1		06/07/22 04:42	98-82-8	
Methylene Chloride	ND	ug/L	2.0	2.0	1		06/07/22 04:42	75-09-2	
Methyl-tert-butyl ether	ND	ug/L	0.50	0.42	1		06/07/22 04:42	1634-04-4	
Naphthalene	ND	ug/L	2.0	0.64	1		06/07/22 04:42	91-20-3	
n-Propylbenzene	ND	ug/L	0.50	0.34	1		06/07/22 04:42	103-65-1	
Styrene	ND	ug/L	0.50	0.29	1		06/07/22 04:42	100-42-5	
1,1,1,2-Tetrachloroethane	ND	ug/L	0.50	0.31	1		06/07/22 04:42	630-20-6	
1,1,2,2-Tetrachloroethane	ND	ug/L	0.50	0.22	1		06/07/22 04:42	79-34-5	
Tetrachloroethene	ND	ug/L	0.50	0.29	1		06/07/22 04:42	127-18-4	
Toluene	ND	ug/L	0.50	0.48	1		06/07/22 04:42	108-88-3	
1,2,3-Trichlorobenzene	ND	ug/L	2.0	0.81	1		06/07/22 04:42	87-61-6	
1,2,4-Trichlorobenzene	ND	ug/L	2.0	0.64	1		06/07/22 04:42	120-82-1	
1,1,1-Trichloroethane	ND	ug/L	0.50	0.33	1		06/07/22 04:42	71-55-6	
1,1,2-Trichloroethane	ND	ug/L	0.50	0.32	1		06/07/22 04:42	79-00-5	
Trichloroethene	ND	ug/L	0.50	0.38	1		06/07/22 04:42	79-01-6	
Trichlorofluoromethane	ND	ug/L	1.0	0.30	1		06/07/22 04:42	75-69-4	
1,2,3-Trichloropropane	ND	ug/L	0.50	0.26	1		06/07/22 04:42	96-18-4	
1,2,4-Trimethylbenzene	ND	ug/L	0.50	0.50	1		06/07/22 04:42	95-63-6	
1,3,5-Trimethylbenzene	ND	ug/L	0.50	0.33	1		06/07/22 04:42	108-67-8	
Vinyl chloride	ND	ug/L	1.0	0.39	1		06/07/22 04:42	75-01-4	
m&p-Xylene	ND	ug/L	1.0	0.71	1		06/07/22 04:42	179601-23-1	
o-Xylene	ND	ug/L	0.50	0.34	1		06/07/22 04:42	95-47-6	
Surrogates									
1,2-Dichloroethane-d4 (S)	93	%	70-130		1		06/07/22 04:42	17060-07-0	
4-Bromofluorobenzene (S)	98	%	70-130		1		06/07/22 04:42	460-00-4	
Toluene-d8 (S)	106	%	70-130		1		06/07/22 04:42	2037-26-5	

REPORT OF LABORATORY ANALYSIS

This report shall not be reproduced, except in full,
without the written consent of Pace Analytical Services, LLC.

Pace Analytical Services, LLC
9800 Kincey Ave. Suite 100
Huntersville, NC 28078
(704)875-9092

ANALYTICAL RESULTS

Project: CPC HUNTERSVILLE
Pace Project No.: 92607872

Sample: MW-15 **Lab ID: 92607872002** Collected: 06/03/22 09:45 Received: 06/03/22 15:30 Matrix: Water

Parameters	Results	Units	Report Limit	MDL	DF	Prepared	Analyzed	CAS No.	Qual
VPH NC Water	Analytical Method: MADEP VPH Pace Analytical Services - Charlotte								
Total VPH (C5-C12)	ND	ug/L	50.0	50.0	1		06/08/22 06:11		N2
Aliphatic (C05-C08)	ND	ug/L	50.0	50.0	1		06/08/22 06:11		N2
Aliphatic(C09-C12) Adjusted	ND	ug/L	50.0	50.0	1		06/08/22 06:11		N2
Aromatic (C09-C10)	ND	ug/L	50.0	50.0	1		06/08/22 06:11		N2
Surrogates									
4-Bromofluorobenzene (FID) (S)	99	%	70-130		1		06/08/22 06:11	460-00-4	
4-Bromofluorobenzene (PID) (S)	95	%	70-130		1		06/08/22 06:11	460-00-4	
6020 MET ICPMS	Analytical Method: EPA 6020B Preparation Method: EPA 3005A Pace Analytical Services - Peachtree Corners, GA								
Lead	**15.1J**	ug/L	25.0	4.4	1	06/06/22 14:13	06/08/22 01:12	7439-92-1	D3
6200B MSV	Analytical Method: SM 6200B Pace Analytical Services - Charlotte								
Benzene	ND	ug/L	0.50	0.34	1		06/07/22 05:00	71-43-2	
Bromobenzene	ND	ug/L	0.50	0.29	1		06/07/22 05:00	108-86-1	
Bromochloromethane	ND	ug/L	0.50	0.47	1		06/07/22 05:00	74-97-5	
Bromodichloromethane	ND	ug/L	0.50	0.31	1		06/07/22 05:00	75-27-4	
Bromoform	ND	ug/L	0.50	0.34	1		06/07/22 05:00	75-25-2	
Bromomethane	ND	ug/L	5.0	1.7	1		06/07/22 05:00	74-83-9	
n-Butylbenzene	ND	ug/L	0.50	0.49	1		06/07/22 05:00	104-51-8	
sec-Butylbenzene	ND	ug/L	0.50	0.40	1		06/07/22 05:00	135-98-8	
tert-Butylbenzene	ND	ug/L	0.50	0.32	1		06/07/22 05:00	98-06-6	
Carbon tetrachloride	ND	ug/L	0.50	0.33	1		06/07/22 05:00	56-23-5	
Chlorobenzene	ND	ug/L	0.50	0.28	1		06/07/22 05:00	108-90-7	
Chloroethane	ND	ug/L	1.0	0.65	1		06/07/22 05:00	75-00-3	
Chloroform	ND	ug/L	0.50	0.43	1		06/07/22 05:00	67-66-3	
Chloromethane	ND	ug/L	1.0	0.54	1		06/07/22 05:00	74-87-3	
2-Chlorotoluene	ND	ug/L	0.50	0.32	1		06/07/22 05:00	95-49-8	
4-Chlorotoluene	ND	ug/L	0.50	0.32	1		06/07/22 05:00	106-43-4	
1,2-Dibromo-3-chloropropane	ND	ug/L	1.0	0.34	1		06/07/22 05:00	96-12-8	
Dibromochloromethane	ND	ug/L	0.50	0.36	1		06/07/22 05:00	124-48-1	
1,2-Dibromoethane (EDB)	ND	ug/L	0.50	0.27	1		06/07/22 05:00	106-93-4	
Dibromomethane	ND	ug/L	0.50	0.39	1		06/07/22 05:00	74-95-3	
1,2-Dichlorobenzene	ND	ug/L	0.50	0.34	1		06/07/22 05:00	95-50-1	
1,3-Dichlorobenzene	ND	ug/L	0.50	0.34	1		06/07/22 05:00	541-73-1	
1,4-Dichlorobenzene	ND	ug/L	0.50	0.33	1		06/07/22 05:00	106-46-7	
Dichlorodifluoromethane	ND	ug/L	0.50	0.35	1		06/07/22 05:00	75-71-8	
1,1-Dichloroethane	ND	ug/L	0.50	0.37	1		06/07/22 05:00	75-34-3	
1,2-Dichloroethane	ND	ug/L	0.50	0.32	1		06/07/22 05:00	107-06-2	
1,1-Dichloroethene	ND	ug/L	0.50	0.35	1		06/07/22 05:00	75-35-4	
cis-1,2-Dichloroethene	ND	ug/L	0.50	0.38	1		06/07/22 05:00	156-59-2	
trans-1,2-Dichloroethene	ND	ug/L	0.50	0.40	1		06/07/22 05:00	156-60-5	
1,2-Dichloropropane	ND	ug/L	0.50	0.36	1		06/07/22 05:00	78-87-5	
1,3-Dichloropropane	ND	ug/L	0.50	0.28	1		06/07/22 05:00	142-28-9	

REPORT OF LABORATORY ANALYSIS

This report shall not be reproduced, except in full,
without the written consent of Pace Analytical Services, LLC.

Pace Analytical Services, LLC
9800 Kincey Ave. Suite 100
Huntersville, NC 28078
(704)875-9092

ANALYTICAL RESULTS

Project: CPC HUNTERSVILLE
Pace Project No.: 92607872

Sample: MW-15 **Lab ID: 92607872002** Collected: 06/03/22 09:45 Received: 06/03/22 15:30 Matrix: Water

Parameters	Results	Units	Report Limit	MDL	DF	Prepared	Analyzed	CAS No.	Qual
6200B MSV	Analytical Method: SM 6200B Pace Analytical Services - Charlotte								
2,2-Dichloropropane	ND	ug/L	0.50	0.39	1		06/07/22 05:00	594-20-7	
1,1-Dichloropropene	ND	ug/L	0.50	0.43	1		06/07/22 05:00	563-58-6	
cis-1,3-Dichloropropene	ND	ug/L	0.50	0.36	1		06/07/22 05:00	10061-01-5	
trans-1,3-Dichloropropene	ND	ug/L	0.50	0.36	1		06/07/22 05:00	10061-02-6	
Diisopropyl ether	ND	ug/L	0.50	0.31	1		06/07/22 05:00	108-20-3	
Ethylbenzene	ND	ug/L	0.50	0.30	1		06/07/22 05:00	100-41-4	
Hexachloro-1,3-butadiene	ND	ug/L	2.0	1.5	1		06/07/22 05:00	87-68-3	
Isopropylbenzene (Cumene)	ND	ug/L	0.50	0.33	1		06/07/22 05:00	98-82-8	
Methylene Chloride	ND	ug/L	2.0	2.0	1		06/07/22 05:00	75-09-2	
Methyl-tert-butyl ether	ND	ug/L	0.50	0.42	1		06/07/22 05:00	1634-04-4	
Naphthalene	ND	ug/L	2.0	0.64	1		06/07/22 05:00	91-20-3	
n-Propylbenzene	ND	ug/L	0.50	0.34	1		06/07/22 05:00	103-65-1	
Styrene	ND	ug/L	0.50	0.29	1		06/07/22 05:00	100-42-5	
1,1,1,2-Tetrachloroethane	ND	ug/L	0.50	0.31	1		06/07/22 05:00	630-20-6	
1,1,2,2-Tetrachloroethane	ND	ug/L	0.50	0.22	1		06/07/22 05:00	79-34-5	
Tetrachloroethene	ND	ug/L	0.50	0.29	1		06/07/22 05:00	127-18-4	
Toluene	ND	ug/L	0.50	0.48	1		06/07/22 05:00	108-88-3	
1,2,3-Trichlorobenzene	ND	ug/L	2.0	0.81	1		06/07/22 05:00	87-61-6	
1,2,4-Trichlorobenzene	ND	ug/L	2.0	0.64	1		06/07/22 05:00	120-82-1	
1,1,1-Trichloroethane	ND	ug/L	0.50	0.33	1		06/07/22 05:00	71-55-6	
1,1,2-Trichloroethane	ND	ug/L	0.50	0.32	1		06/07/22 05:00	79-00-5	
Trichloroethene	ND	ug/L	0.50	0.38	1		06/07/22 05:00	79-01-6	
Trichlorofluoromethane	ND	ug/L	1.0	0.30	1		06/07/22 05:00	75-69-4	
1,2,3-Trichloropropane	ND	ug/L	0.50	0.26	1		06/07/22 05:00	96-18-4	
1,2,4-Trimethylbenzene	ND	ug/L	0.50	0.50	1		06/07/22 05:00	95-63-6	
1,3,5-Trimethylbenzene	ND	ug/L	0.50	0.33	1		06/07/22 05:00	108-67-8	
Vinyl chloride	ND	ug/L	1.0	0.39	1		06/07/22 05:00	75-01-4	
m&p-Xylene	ND	ug/L	1.0	0.71	1		06/07/22 05:00	179601-23-1	
o-Xylene	ND	ug/L	0.50	0.34	1		06/07/22 05:00	95-47-6	
Surrogates									
1,2-Dichloroethane-d4 (S)	91	%	70-130		1		06/07/22 05:00	17060-07-0	
4-Bromofluorobenzene (S)	98	%	70-130		1		06/07/22 05:00	460-00-4	
Toluene-d8 (S)	106	%	70-130		1		06/07/22 05:00	2037-26-5	

REPORT OF LABORATORY ANALYSIS

This report shall not be reproduced, except in full,
without the written consent of Pace Analytical Services, LLC.

Pace Analytical Services, LLC
9800 Kincey Ave. Suite 100
Huntersville, NC 28078
(704)875-9092

ANALYTICAL RESULTS

Project: CPC HUNTERSVILLE
Pace Project No.: 92607872

Sample: MW-41R **Lab ID: 92607872003** Collected: 06/03/22 09:55 Received: 06/03/22 15:30 Matrix: Water

Parameters	Results	Units	Report Limit	MDL	DF	Prepared	Analyzed	CAS No.	Qual
VPH NC Water	Analytical Method: MADEP VPH Pace Analytical Services - Charlotte								
Total VPH (C5-C12)	**10600**	ug/L	125	125	2.5		06/09/22 01:19		N2
Aliphatic (C05-C08)	**7320**	ug/L	125	125	2.5		06/09/22 01:19		N2
Aliphatic(C09-C12) Adjusted	**2570**	ug/L	125	125	2.5		06/09/22 01:19		N2
Aromatic (C09-C10)	**705**	ug/L	125	125	2.5		06/09/22 01:19		N2
Surrogates									
4-Bromofluorobenzene (FID) (S)	99	%	70-130		2.5		06/09/22 01:19	460-00-4	
4-Bromofluorobenzene (PID) (S)	91	%	70-130		2.5		06/09/22 01:19	460-00-4	
6020 MET ICPMS	Analytical Method: EPA 6020B Preparation Method: EPA 3005A Pace Analytical Services - Peachtree Corners, GA								
Lead	ND	ug/L	5.0	0.89	1	06/06/22 14:13	06/08/22 01:18	7439-92-1	
6200B MSV	Analytical Method: SM 6200B Pace Analytical Services - Charlotte								
Benzene	**285**	ug/L	2.5	1.7	5		06/08/22 17:04	71-43-2	
Bromobenzene	ND	ug/L	2.5	1.4	5		06/08/22 17:04	108-86-1	
Bromochloromethane	ND	ug/L	2.5	2.3	5		06/08/22 17:04	74-97-5	
Bromodichloromethane	ND	ug/L	2.5	1.5	5		06/08/22 17:04	75-27-4	
Bromoform	ND	ug/L	2.5	1.7	5		06/08/22 17:04	75-25-2	
Bromomethane	ND	ug/L	25.0	8.3	5		06/08/22 17:04	74-83-9	
n-Butylbenzene	ND	ug/L	2.5	2.4	5		06/08/22 17:04	104-51-8	
sec-Butylbenzene	ND	ug/L	2.5	2.0	5		06/08/22 17:04	135-98-8	
tert-Butylbenzene	ND	ug/L	2.5	1.6	5		06/08/22 17:04	98-06-6	
Carbon tetrachloride	ND	ug/L	2.5	1.7	5		06/08/22 17:04	56-23-5	
Chlorobenzene	ND	ug/L	2.5	1.4	5		06/08/22 17:04	108-90-7	
Chloroethane	ND	ug/L	5.0	3.2	5		06/08/22 17:04	75-00-3	
Chloroform	ND	ug/L	2.5	2.2	5		06/08/22 17:04	67-66-3	
Chloromethane	ND	ug/L	5.0	2.7	5		06/08/22 17:04	74-87-3	
2-Chlorotoluene	ND	ug/L	2.5	1.6	5		06/08/22 17:04	95-49-8	
4-Chlorotoluene	ND	ug/L	2.5	1.6	5		06/08/22 17:04	106-43-4	
1,2-Dibromo-3-chloropropane	ND	ug/L	5.0	1.7	5		06/08/22 17:04	96-12-8	
Dibromochloromethane	ND	ug/L	2.5	1.8	5		06/08/22 17:04	124-48-1	
1,2-Dibromoethane (EDB)	ND	ug/L	2.5	1.4	5		06/08/22 17:04	106-93-4	
Dibromomethane	ND	ug/L	2.5	2.0	5		06/08/22 17:04	74-95-3	
1,2-Dichlorobenzene	ND	ug/L	2.5	1.7	5		06/08/22 17:04	95-50-1	
1,3-Dichlorobenzene	ND	ug/L	2.5	1.7	5		06/08/22 17:04	541-73-1	
1,4-Dichlorobenzene	ND	ug/L	2.5	1.7	5		06/08/22 17:04	106-46-7	
Dichlorodifluoromethane	ND	ug/L	2.5	1.7	5		06/08/22 17:04	75-71-8	
1,1-Dichloroethane	ND	ug/L	2.5	1.8	5		06/08/22 17:04	75-34-3	
1,2-Dichloroethane	ND	ug/L	2.5	1.6	5		06/08/22 17:04	107-06-2	
1,1-Dichloroethene	ND	ug/L	2.5	1.7	5		06/08/22 17:04	75-35-4	
cis-1,2-Dichloroethene	ND	ug/L	2.5	1.9	5		06/08/22 17:04	156-59-2	
trans-1,2-Dichloroethene	ND	ug/L	2.5	2.0	5		06/08/22 17:04	156-60-5	
1,2-Dichloropropane	ND	ug/L	2.5	1.8	5		06/08/22 17:04	78-87-5	
1,3-Dichloropropane	ND	ug/L	2.5	1.4	5		06/08/22 17:04	142-28-9	

REPORT OF LABORATORY ANALYSIS

This report shall not be reproduced, except in full,
without the written consent of Pace Analytical Services, LLC.

Pace Analytical Services, LLC
9800 Kincey Ave. Suite 100
Huntersville, NC 28078
(704)875-9092

ANALYTICAL RESULTS

Project: CPC HUNTERSVILLE
Pace Project No.: 92607872

Sample: MW-41R **Lab ID: 92607872003** Collected: 06/03/22 09:55 Received: 06/03/22 15:30 Matrix: Water

Parameters	Results	Units	Report Limit	MDL	DF	Prepared	Analyzed	CAS No.	Qual
6200B MSV	Analytical Method: SM 6200B Pace Analytical Services - Charlotte								
2,2-Dichloropropane	ND	ug/L	2.5	1.9	5		06/08/22 17:04	594-20-7	
1,1-Dichloropropene	ND	ug/L	2.5	2.1	5		06/08/22 17:04	563-58-6	
cis-1,3-Dichloropropene	ND	ug/L	2.5	1.8	5		06/08/22 17:04	10061-01-5	
trans-1,3-Dichloropropene	ND	ug/L	2.5	1.8	5		06/08/22 17:04	10061-02-6	
Diisopropyl ether	**13.1**	ug/L	2.5	1.5	5		06/08/22 17:04	108-20-3	
Ethylbenzene	**70.2**	ug/L	2.5	1.5	5		06/08/22 17:04	100-41-4	
Hexachloro-1,3-butadiene	ND	ug/L	10.0	7.6	5		06/08/22 17:04	87-68-3	
Isopropylbenzene (Cumene)	**5.0**	ug/L	2.5	1.7	5		06/08/22 17:04	98-82-8	
Methylene Chloride	ND	ug/L	10.0	9.8	5		06/08/22 17:04	75-09-2	
Methyl-tert-butyl ether	ND	ug/L	2.5	2.1	5		06/08/22 17:04	1634-04-4	
Naphthalene	**29.8**	ug/L	10.0	3.2	5		06/08/22 17:04	91-20-3	
n-Propylbenzene	**6.2**	ug/L	2.5	1.7	5		06/08/22 17:04	103-65-1	
Styrene	ND	ug/L	2.5	1.5	5		06/08/22 17:04	100-42-5	
1,1,1,2-Tetrachloroethane	ND	ug/L	2.5	1.6	5		06/08/22 17:04	630-20-6	
1,1,2,2-Tetrachloroethane	ND	ug/L	2.5	1.1	5		06/08/22 17:04	79-34-5	
Tetrachloroethene	ND	ug/L	2.5	1.5	5		06/08/22 17:04	127-18-4	
Toluene	**630**	ug/L	2.5	2.4	5		06/08/22 17:04	108-88-3	
1,2,3-Trichlorobenzene	ND	ug/L	10.0	4.0	5		06/08/22 17:04	87-61-6	
1,2,4-Trichlorobenzene	ND	ug/L	10.0	3.2	5		06/08/22 17:04	120-82-1	
1,1,1-Trichloroethane	ND	ug/L	2.5	1.7	5		06/08/22 17:04	71-55-6	
1,1,2-Trichloroethane	ND	ug/L	2.5	1.6	5		06/08/22 17:04	79-00-5	
Trichloroethene	ND	ug/L	2.5	1.9	5		06/08/22 17:04	79-01-6	
Trichlorofluoromethane	ND	ug/L	5.0	1.5	5		06/08/22 17:04	75-69-4	
1,2,3-Trichloropropane	ND	ug/L	2.5	1.3	5		06/08/22 17:04	96-18-4	
1,2,4-Trimethylbenzene	**162**	ug/L	2.5	2.5	5		06/08/22 17:04	95-63-6	
1,3,5-Trimethylbenzene	**57.9**	ug/L	2.5	1.7	5		06/08/22 17:04	108-67-8	
Vinyl chloride	ND	ug/L	5.0	1.9	5		06/08/22 17:04	75-01-4	
m&p-Xylene	**675**	ug/L	5.0	3.5	5		06/08/22 17:04	179601-23-1	
o-Xylene	**470**	ug/L	2.5	1.7	5		06/08/22 17:04	95-47-6	
Surrogates									
1,2-Dichloroethane-d4 (S)	80	%	70-130		5		06/08/22 17:04	17060-07-0	
4-Bromofluorobenzene (S)	99	%	70-130		5		06/08/22 17:04	460-00-4	
Toluene-d8 (S)	96	%	70-130		5		06/08/22 17:04	2037-26-5	

REPORT OF LABORATORY ANALYSIS

This report shall not be reproduced, except in full,
without the written consent of Pace Analytical Services, LLC.

Pace Analytical Services, LLC
9800 Kincey Ave. Suite 100
Huntersville, NC 28078
(704)875-9092

ANALYTICAL RESULTS

Project: CPC HUNTERSVILLE
Pace Project No.: 92607872

Sample: MW-48 **Lab ID: 92607872004** Collected: 06/03/22 10:45 Received: 06/03/22 15:30 Matrix: Water

Parameters	Results	Units	Report Limit	MDL	DF	Prepared	Analyzed	CAS No.	Qual
VPH NC Water	Analytical Method: MADEP VPH Pace Analytical Services - Charlotte								
Total VPH (C5-C12)	**72200**	ug/L	625	625	12.5		06/09/22 01:47		N2
Aliphatic (C05-C08)	**64200**	ug/L	625	625	12.5		06/09/22 01:47		N2
Aliphatic(C09-C12) Adjusted	**6480**	ug/L	625	625	12.5		06/09/22 01:47		N2
Aromatic (C09-C10)	**1610**	ug/L	625	625	12.5		06/09/22 01:47		N2
Surrogates									
4-Bromofluorobenzene (FID) (S)	99	%	70-130		12.5		06/09/22 01:47	460-00-4	
4-Bromofluorobenzene (PID) (S)	92	%	70-130		12.5		06/09/22 01:47	460-00-4	
6020 MET ICPMS	Analytical Method: EPA 6020B Preparation Method: EPA 3005A Pace Analytical Services - Peachtree Corners, GA								
Lead	ND	ug/L	5.0	0.89	1	06/06/22 14:13	06/08/22 01:24	7439-92-1	
6200B MSV	Analytical Method: SM 6200B Pace Analytical Services - Charlotte								
Benzene	**7320**	ug/L	25.0	17.2	50		06/07/22 07:41	71-43-2	
Bromobenzene	ND	ug/L	25.0	14.5	50		06/07/22 07:41	108-86-1	
Bromochloromethane	ND	ug/L	25.0	23.4	50		06/07/22 07:41	74-97-5	
Bromodichloromethane	ND	ug/L	25.0	15.4	50		06/07/22 07:41	75-27-4	
Bromoform	ND	ug/L	25.0	17.0	50		06/07/22 07:41	75-25-2	
Bromomethane	ND	ug/L	250	83.0	50		06/07/22 07:41	74-83-9	
n-Butylbenzene	ND	ug/L	25.0	24.5	50		06/07/22 07:41	104-51-8	
sec-Butylbenzene	ND	ug/L	25.0	20.0	50		06/07/22 07:41	135-98-8	
tert-Butylbenzene	ND	ug/L	25.0	16.2	50		06/07/22 07:41	98-06-6	
Carbon tetrachloride	ND	ug/L	25.0	16.6	50		06/07/22 07:41	56-23-5	
Chlorobenzene	ND	ug/L	25.0	14.2	50		06/07/22 07:41	108-90-7	
Chloroethane	ND	ug/L	50.0	32.4	50		06/07/22 07:41	75-00-3	
Chloroform	ND	ug/L	25.0	21.5	50		06/07/22 07:41	67-66-3	
Chloromethane	ND	ug/L	50.0	27.0	50		06/07/22 07:41	74-87-3	
2-Chlorotoluene	ND	ug/L	25.0	16.0	50		06/07/22 07:41	95-49-8	
4-Chlorotoluene	ND	ug/L	25.0	16.2	50		06/07/22 07:41	106-43-4	
1,2-Dibromo-3-chloropropane	ND	ug/L	50.0	17.0	50		06/07/22 07:41	96-12-8	
Dibromochloromethane	ND	ug/L	25.0	18.0	50		06/07/22 07:41	124-48-1	
1,2-Dibromoethane (EDB)	ND	ug/L	25.0	13.6	50		06/07/22 07:41	106-93-4	
Dibromomethane	ND	ug/L	25.0	19.7	50		06/07/22 07:41	74-95-3	
1,2-Dichlorobenzene	ND	ug/L	25.0	17.0	50		06/07/22 07:41	95-50-1	
1,3-Dichlorobenzene	ND	ug/L	25.0	17.0	50		06/07/22 07:41	541-73-1	
1,4-Dichlorobenzene	ND	ug/L	25.0	16.6	50		06/07/22 07:41	106-46-7	
Dichlorodifluoromethane	ND	ug/L	25.0	17.3	50		06/07/22 07:41	75-71-8	
1,1-Dichloroethane	ND	ug/L	25.0	18.4	50		06/07/22 07:41	75-34-3	
1,2-Dichloroethane	ND	ug/L	25.0	16.1	50		06/07/22 07:41	107-06-2	
1,1-Dichloroethene	ND	ug/L	25.0	17.4	50		06/07/22 07:41	75-35-4	
cis-1,2-Dichloroethene	ND	ug/L	25.0	19.2	50		06/07/22 07:41	156-59-2	
trans-1,2-Dichloroethene	ND	ug/L	25.0	19.8	50		06/07/22 07:41	156-60-5	
1,2-Dichloropropane	ND	ug/L	25.0	17.8	50		06/07/22 07:41	78-87-5	
1,3-Dichloropropane	ND	ug/L	25.0	14.2	50		06/07/22 07:41	142-28-9	

REPORT OF LABORATORY ANALYSIS

This report shall not be reproduced, except in full,
without the written consent of Pace Analytical Services, LLC.

Pace Analytical Services, LLC
9800 Kincey Ave. Suite 100
Huntersville, NC 28078
(704)875-9092

ANALYTICAL RESULTS

Project: CPC HUNTERSVILLE
Pace Project No.: 92607872

Sample: MW-48 **Lab ID: 92607872004** Collected: 06/03/22 10:45 Received: 06/03/22 15:30 Matrix: Water

Parameters	Results	Units	Report Limit	MDL	DF	Prepared	Analyzed	CAS No.	Qual
6200B MSV	Analytical Method: SM 6200B Pace Analytical Services - Charlotte								
2,2-Dichloropropane	ND	ug/L	25.0	19.4	50		06/07/22 07:41	594-20-7	
1,1-Dichloropropene	ND	ug/L	25.0	21.4	50		06/07/22 07:41	563-58-6	
cis-1,3-Dichloropropene	ND	ug/L	25.0	18.2	50		06/07/22 07:41	10061-01-5	
trans-1,3-Dichloropropene	ND	ug/L	25.0	18.2	50		06/07/22 07:41	10061-02-6	
Diisopropyl ether	**621**	ug/L	25.0	15.4	50		06/07/22 07:41	108-20-3	
Ethylbenzene	**218**	ug/L	25.0	15.2	50		06/07/22 07:41	100-41-4	
Hexachloro-1,3-butadiene	ND	ug/L	100	76.5	50		06/07/22 07:41	87-68-3	
Isopropylbenzene (Cumene)	**32.0**	ug/L	25.0	16.6	50		06/07/22 07:41	98-82-8	
Methylene Chloride	ND	ug/L	100	97.5	50		06/07/22 07:41	75-09-2	
Methyl-tert-butyl ether	**89.6**	ug/L	25.0	21.1	50		06/07/22 07:41	1634-04-4	
Naphthalene	**163**	ug/L	100	32.2	50		06/07/22 07:41	91-20-3	
n-Propylbenzene	**54.5**	ug/L	25.0	17.0	50		06/07/22 07:41	103-65-1	
Styrene	ND	ug/L	25.0	14.6	50		06/07/22 07:41	100-42-5	
1,1,1,2-Tetrachloroethane	ND	ug/L	25.0	15.6	50		06/07/22 07:41	630-20-6	
1,1,2,2-Tetrachloroethane	ND	ug/L	25.0	11.2	50		06/07/22 07:41	79-34-5	
Tetrachloroethene	ND	ug/L	25.0	14.6	50		06/07/22 07:41	127-18-4	
Toluene	**2760**	ug/L	25.0	24.2	50		06/07/22 07:41	108-88-3	
1,2,3-Trichlorobenzene	ND	ug/L	100	40.3	50		06/07/22 07:41	87-61-6	
1,2,4-Trichlorobenzene	ND	ug/L	100	32.0	50		06/07/22 07:41	120-82-1	
1,1,1-Trichloroethane	ND	ug/L	25.0	16.6	50		06/07/22 07:41	71-55-6	
1,1,2-Trichloroethane	ND	ug/L	25.0	16.2	50		06/07/22 07:41	79-00-5	
Trichloroethene	ND	ug/L	25.0	19.2	50		06/07/22 07:41	79-01-6	
Trichlorofluoromethane	ND	ug/L	50.0	14.9	50		06/07/22 07:41	75-69-4	
1,2,3-Trichloropropane	ND	ug/L	25.0	13.0	50		06/07/22 07:41	96-18-4	
1,2,4-Trimethylbenzene	**173**	ug/L	25.0	24.8	50		06/07/22 07:41	95-63-6	
1,3,5-Trimethylbenzene	**88.3**	ug/L	25.0	16.6	50		06/07/22 07:41	108-67-8	
Vinyl chloride	ND	ug/L	50.0	19.3	50		06/07/22 07:41	75-01-4	
m&p-Xylene	**1320**	ug/L	50.0	35.4	50		06/07/22 07:41	179601-23-1	
o-Xylene	**1850**	ug/L	25.0	16.9	50		06/07/22 07:41	95-47-6	
Surrogates									
1,2-Dichloroethane-d4 (S)	97	%	70-130		50		06/07/22 07:41	17060-07-0	
4-Bromofluorobenzene (S)	100	%	70-130		50		06/07/22 07:41	460-00-4	
Toluene-d8 (S)	101	%	70-130		50		06/07/22 07:41	2037-26-5	

REPORT OF LABORATORY ANALYSIS

This report shall not be reproduced, except in full,
without the written consent of Pace Analytical Services, LLC.

Pace Analytical Services, LLC
9800 Kincey Ave. Suite 100
Huntersville, NC 28078
(704)875-9092

ANALYTICAL RESULTS

Project: CPC HUNTERSVILLE
Pace Project No.: 92607872

Sample: MW-12 **Lab ID: 92607872005** Collected: 06/03/22 10:30 Received: 06/03/22 15:30 Matrix: Water

Parameters	Results	Units	Report Limit	MDL	DF	Prepared	Analyzed	CAS No.	Qual
VPH NC Water	Analytical Method: MADEP VPH Pace Analytical Services - Charlotte								
Total VPH (C5-C12)	ND	ug/L	50.0	50.0	1		06/08/22 07:38		N2
Aliphatic (C05-C08)	ND	ug/L	50.0	50.0	1		06/08/22 07:38		N2
Aliphatic(C09-C12) Adjusted	ND	ug/L	50.0	50.0	1		06/08/22 07:38		N2
Aromatic (C09-C10)	ND	ug/L	50.0	50.0	1		06/08/22 07:38		N2
Surrogates									
4-Bromofluorobenzene (FID) (S)	98	%	70-130		1		06/08/22 07:38	460-00-4	
4-Bromofluorobenzene (PID) (S)	95	%	70-130		1		06/08/22 07:38	460-00-4	
6020 MET ICPMS	Analytical Method: EPA 6020B Preparation Method: EPA 3005A Pace Analytical Services - Peachtree Corners, GA								
Lead	**3.8J**	ug/L	5.0	0.89	1	06/06/22 14:13	06/08/22 01:30	7439-92-1	
6200B MSV	Analytical Method: SM 6200B Pace Analytical Services - Charlotte								
Benzene	ND	ug/L	0.50	0.34	1		06/07/22 05:18	71-43-2	
Bromobenzene	ND	ug/L	0.50	0.29	1		06/07/22 05:18	108-86-1	
Bromochloromethane	ND	ug/L	0.50	0.47	1		06/07/22 05:18	74-97-5	
Bromodichloromethane	ND	ug/L	0.50	0.31	1		06/07/22 05:18	75-27-4	
Bromoform	ND	ug/L	0.50	0.34	1		06/07/22 05:18	75-25-2	
Bromomethane	ND	ug/L	5.0	1.7	1		06/07/22 05:18	74-83-9	
n-Butylbenzene	ND	ug/L	0.50	0.49	1		06/07/22 05:18	104-51-8	
sec-Butylbenzene	ND	ug/L	0.50	0.40	1		06/07/22 05:18	135-98-8	
tert-Butylbenzene	ND	ug/L	0.50	0.32	1		06/07/22 05:18	98-06-6	
Carbon tetrachloride	ND	ug/L	0.50	0.33	1		06/07/22 05:18	56-23-5	
Chlorobenzene	ND	ug/L	0.50	0.28	1		06/07/22 05:18	108-90-7	
Chloroethane	ND	ug/L	1.0	0.65	1		06/07/22 05:18	75-00-3	M1
Chloroform	ND	ug/L	0.50	0.43	1		06/07/22 05:18	67-66-3	
Chloromethane	ND	ug/L	1.0	0.54	1		06/07/22 05:18	74-87-3	
2-Chlorotoluene	ND	ug/L	0.50	0.32	1		06/07/22 05:18	95-49-8	
4-Chlorotoluene	ND	ug/L	0.50	0.32	1		06/07/22 05:18	106-43-4	
1,2-Dibromo-3-chloropropane	ND	ug/L	1.0	0.34	1		06/07/22 05:18	96-12-8	
Dibromochloromethane	ND	ug/L	0.50	0.36	1		06/07/22 05:18	124-48-1	
1,2-Dibromoethane (EDB)	ND	ug/L	0.50	0.27	1		06/07/22 05:18	106-93-4	
Dibromomethane	ND	ug/L	0.50	0.39	1		06/07/22 05:18	74-95-3	
1,2-Dichlorobenzene	ND	ug/L	0.50	0.34	1		06/07/22 05:18	95-50-1	
1,3-Dichlorobenzene	ND	ug/L	0.50	0.34	1		06/07/22 05:18	541-73-1	
1,4-Dichlorobenzene	ND	ug/L	0.50	0.33	1		06/07/22 05:18	106-46-7	
Dichlorodifluoromethane	ND	ug/L	0.50	0.35	1		06/07/22 05:18	75-71-8	
1,1-Dichloroethane	ND	ug/L	0.50	0.37	1		06/07/22 05:18	75-34-3	
1,2-Dichloroethane	ND	ug/L	0.50	0.32	1		06/07/22 05:18	107-06-2	
1,1-Dichloroethene	ND	ug/L	0.50	0.35	1		06/07/22 05:18	75-35-4	
cis-1,2-Dichloroethene	ND	ug/L	0.50	0.38	1		06/07/22 05:18	156-59-2	
trans-1,2-Dichloroethene	ND	ug/L	0.50	0.40	1		06/07/22 05:18	156-60-5	
1,2-Dichloropropane	ND	ug/L	0.50	0.36	1		06/07/22 05:18	78-87-5	
1,3-Dichloropropane	ND	ug/L	0.50	0.28	1		06/07/22 05:18	142-28-9	

REPORT OF LABORATORY ANALYSIS

This report shall not be reproduced, except in full,
without the written consent of Pace Analytical Services, LLC.

Pace Analytical Services, LLC
9800 Kincey Ave. Suite 100
Huntersville, NC 28078
(704)875-9092

ANALYTICAL RESULTS

Project: CPC HUNTERSVILLE
Pace Project No.: 92607872

Sample: MW-12 **Lab ID: 92607872005** Collected: 06/03/22 10:30 Received: 06/03/22 15:30 Matrix: Water

Parameters	Results	Units	Report Limit	MDL	DF	Prepared	Analyzed	CAS No.	Qual
6200B MSV	Analytical Method: SM 6200B Pace Analytical Services - Charlotte								
2,2-Dichloropropane	ND	ug/L	0.50	0.39	1		06/07/22 05:18	594-20-7	
1,1-Dichloropropene	ND	ug/L	0.50	0.43	1		06/07/22 05:18	563-58-6	
cis-1,3-Dichloropropene	ND	ug/L	0.50	0.36	1		06/07/22 05:18	10061-01-5	
trans-1,3-Dichloropropene	ND	ug/L	0.50	0.36	1		06/07/22 05:18	10061-02-6	
Diisopropyl ether	ND	ug/L	0.50	0.31	1		06/07/22 05:18	108-20-3	
Ethylbenzene	ND	ug/L	0.50	0.30	1		06/07/22 05:18	100-41-4	
Hexachloro-1,3-butadiene	ND	ug/L	2.0	1.5	1		06/07/22 05:18	87-68-3	
Isopropylbenzene (Cumene)	ND	ug/L	0.50	0.33	1		06/07/22 05:18	98-82-8	
Methylene Chloride	ND	ug/L	2.0	2.0	1		06/07/22 05:18	75-09-2	
Methyl-tert-butyl ether	ND	ug/L	0.50	0.42	1		06/07/22 05:18	1634-04-4	
Naphthalene	ND	ug/L	2.0	0.64	1		06/07/22 05:18	91-20-3	
n-Propylbenzene	ND	ug/L	0.50	0.34	1		06/07/22 05:18	103-65-1	
Styrene	ND	ug/L	0.50	0.29	1		06/07/22 05:18	100-42-5	
1,1,1,2-Tetrachloroethane	ND	ug/L	0.50	0.31	1		06/07/22 05:18	630-20-6	
1,1,2,2-Tetrachloroethane	ND	ug/L	0.50	0.22	1		06/07/22 05:18	79-34-5	
Tetrachloroethene	ND	ug/L	0.50	0.29	1		06/07/22 05:18	127-18-4	
Toluene	ND	ug/L	0.50	0.48	1		06/07/22 05:18	108-88-3	
1,2,3-Trichlorobenzene	ND	ug/L	2.0	0.81	1		06/07/22 05:18	87-61-6	
1,2,4-Trichlorobenzene	ND	ug/L	2.0	0.64	1		06/07/22 05:18	120-82-1	
1,1,1-Trichloroethane	ND	ug/L	0.50	0.33	1		06/07/22 05:18	71-55-6	
1,1,2-Trichloroethane	ND	ug/L	0.50	0.32	1		06/07/22 05:18	79-00-5	
Trichloroethene	ND	ug/L	0.50	0.38	1		06/07/22 05:18	79-01-6	
Trichlorofluoromethane	ND	ug/L	1.0	0.30	1		06/07/22 05:18	75-69-4	
1,2,3-Trichloropropane	ND	ug/L	0.50	0.26	1		06/07/22 05:18	96-18-4	
1,2,4-Trimethylbenzene	ND	ug/L	0.50	0.50	1		06/07/22 05:18	95-63-6	
1,3,5-Trimethylbenzene	ND	ug/L	0.50	0.33	1		06/07/22 05:18	108-67-8	
Vinyl chloride	ND	ug/L	1.0	0.39	1		06/07/22 05:18	75-01-4	
m&p-Xylene	ND	ug/L	1.0	0.71	1		06/07/22 05:18	179601-23-1	
o-Xylene	ND	ug/L	0.50	0.34	1		06/07/22 05:18	95-47-6	
Surrogates									
1,2-Dichloroethane-d4 (S)	92	%	70-130		1		06/07/22 05:18	17060-07-0	
4-Bromofluorobenzene (S)	99	%	70-130		1		06/07/22 05:18	460-00-4	
Toluene-d8 (S)	105	%	70-130		1		06/07/22 05:18	2037-26-5	

REPORT OF LABORATORY ANALYSIS

This report shall not be reproduced, except in full,
without the written consent of Pace Analytical Services, LLC.

Pace Analytical Services, LLC
9800 Kincey Ave. Suite 100
Huntersville, NC 28078
(704)875-9092

ANALYTICAL RESULTS

Project: CPC HUNTERSVILLE
Pace Project No.: 92607872

Sample: MW-72R **Lab ID: 92607872006** Collected: 06/03/22 11:10 Received: 06/03/22 15:30 Matrix: Water

Parameters	Results	Units	Report Limit	MDL	DF	Prepared	Analyzed	CAS No.	Qual
VPH NC Water	Analytical Method: MADEP VPH Pace Analytical Services - Charlotte								
Total VPH (C5-C12)	**1540**	ug/L	50.0	50.0	1		06/08/22 08:06		N2
Aliphatic (C05-C08)	**1260**	ug/L	50.0	50.0	1		06/08/22 08:06		N2
Aliphatic(C09-C12) Adjusted	**188**	ug/L	50.0	50.0	1		06/08/22 08:06		N2
Aromatic (C09-C10)	**91.9**	ug/L	50.0	50.0	1		06/08/22 08:06		N2
Surrogates									
4-Bromofluorobenzene (FID) (S)	105	%	70-130		1		06/08/22 08:06	460-00-4	
4-Bromofluorobenzene (PID) (S)	99	%	70-130		1		06/08/22 08:06	460-00-4	
6020 MET ICPMS	Analytical Method: EPA 6020B Preparation Method: EPA 3005A Pace Analytical Services - Peachtree Corners, GA								
Lead	ND	ug/L	5.0	0.89	1	06/06/22 14:13	06/08/22 10:04	7439-92-1	
6200B MSV	Analytical Method: SM 6200B Pace Analytical Services - Charlotte								
Benzene	**3.5**	ug/L	0.50	0.34	1		06/08/22 11:35	71-43-2	
Bromobenzene	ND	ug/L	0.50	0.29	1		06/08/22 11:35	108-86-1	
Bromochloromethane	ND	ug/L	0.50	0.47	1		06/08/22 11:35	74-97-5	
Bromodichloromethane	**1.1**	ug/L	0.50	0.31	1		06/08/22 11:35	75-27-4	
Bromoform	ND	ug/L	0.50	0.34	1		06/08/22 11:35	75-25-2	
Bromomethane	ND	ug/L	5.0	1.7	1		06/08/22 11:35	74-83-9	
n-Butylbenzene	ND	ug/L	0.50	0.49	1		06/08/22 11:35	104-51-8	
sec-Butylbenzene	ND	ug/L	0.50	0.40	1		06/08/22 11:35	135-98-8	
tert-Butylbenzene	ND	ug/L	0.50	0.32	1		06/08/22 11:35	98-06-6	
Carbon tetrachloride	ND	ug/L	0.50	0.33	1		06/08/22 11:35	56-23-5	
Chlorobenzene	ND	ug/L	0.50	0.28	1		06/08/22 11:35	108-90-7	
Chloroethane	ND	ug/L	1.0	0.65	1		06/08/22 11:35	75-00-3	
Chloroform	**5.4**	ug/L	0.50	0.43	1		06/08/22 11:35	67-66-3	
Chloromethane	ND	ug/L	1.0	0.54	1		06/08/22 11:35	74-87-3	
2-Chlorotoluene	ND	ug/L	0.50	0.32	1		06/08/22 11:35	95-49-8	
4-Chlorotoluene	ND	ug/L	0.50	0.32	1		06/08/22 11:35	106-43-4	
1,2-Dibromo-3-chloropropane	ND	ug/L	1.0	0.34	1		06/08/22 11:35	96-12-8	
Dibromochloromethane	ND	ug/L	0.50	0.36	1		06/08/22 11:35	124-48-1	
1,2-Dibromoethane (EDB)	ND	ug/L	0.50	0.27	1		06/08/22 11:35	106-93-4	
Dibromomethane	ND	ug/L	0.50	0.39	1		06/08/22 11:35	74-95-3	
1,2-Dichlorobenzene	ND	ug/L	0.50	0.34	1		06/08/22 11:35	95-50-1	
1,3-Dichlorobenzene	ND	ug/L	0.50	0.34	1		06/08/22 11:35	541-73-1	
1,4-Dichlorobenzene	ND	ug/L	0.50	0.33	1		06/08/22 11:35	106-46-7	
Dichlorodifluoromethane	ND	ug/L	0.50	0.35	1		06/08/22 11:35	75-71-8	
1,1-Dichloroethane	ND	ug/L	0.50	0.37	1		06/08/22 11:35	75-34-3	
1,2-Dichloroethane	ND	ug/L	0.50	0.32	1		06/08/22 11:35	107-06-2	
1,1-Dichloroethene	ND	ug/L	0.50	0.35	1		06/08/22 11:35	75-35-4	
cis-1,2-Dichloroethene	ND	ug/L	0.50	0.38	1		06/08/22 11:35	156-59-2	
trans-1,2-Dichloroethene	ND	ug/L	0.50	0.40	1		06/08/22 11:35	156-60-5	
1,2-Dichloropropane	ND	ug/L	0.50	0.36	1		06/08/22 11:35	78-87-5	
1,3-Dichloropropane	ND	ug/L	0.50	0.28	1		06/08/22 11:35	142-28-9	

REPORT OF LABORATORY ANALYSIS

This report shall not be reproduced, except in full,
without the written consent of Pace Analytical Services, LLC.

Pace Analytical Services, LLC
9800 Kincey Ave. Suite 100
Huntersville, NC 28078
(704)875-9092

ANALYTICAL RESULTS

Project: CPC HUNTERSVILLE
Pace Project No.: 92607872

Sample: MW-72R **Lab ID: 92607872006** Collected: 06/03/22 11:10 Received: 06/03/22 15:30 Matrix: Water

Parameters	Results	Units	Report Limit	MDL	DF	Prepared	Analyzed	CAS No.	Qual
6200B MSV	Analytical Method: SM 6200B Pace Analytical Services - Charlotte								
2,2-Dichloropropane	ND	ug/L	0.50	0.39	1		06/08/22 11:35	594-20-7	
1,1-Dichloropropene	ND	ug/L	0.50	0.43	1		06/08/22 11:35	563-58-6	
cis-1,3-Dichloropropene	ND	ug/L	0.50	0.36	1		06/08/22 11:35	10061-01-5	
trans-1,3-Dichloropropene	ND	ug/L	0.50	0.36	1		06/08/22 11:35	10061-02-6	
Diisopropyl ether	**10.7**	ug/L	0.50	0.31	1		06/08/22 11:35	108-20-3	
Ethylbenzene	ND	ug/L	0.50	0.30	1		06/08/22 11:35	100-41-4	
Hexachloro-1,3-butadiene	ND	ug/L	2.0	1.5	1		06/08/22 11:35	87-68-3	
Isopropylbenzene (Cumene)	ND	ug/L	0.50	0.33	1		06/08/22 11:35	98-82-8	
Methylene Chloride	ND	ug/L	2.0	2.0	1		06/08/22 11:35	75-09-2	
Methyl-tert-butyl ether	**0.48J**	ug/L	0.50	0.42	1		06/08/22 11:35	1634-04-4	
Naphthalene	ND	ug/L	2.0	0.64	1		06/08/22 11:35	91-20-3	
n-Propylbenzene	ND	ug/L	0.50	0.34	1		06/08/22 11:35	103-65-1	
Styrene	ND	ug/L	0.50	0.29	1		06/08/22 11:35	100-42-5	
1,1,1,2-Tetrachloroethane	ND	ug/L	0.50	0.31	1		06/08/22 11:35	630-20-6	
1,1,2,2-Tetrachloroethane	ND	ug/L	0.50	0.22	1		06/08/22 11:35	79-34-5	
Tetrachloroethene	ND	ug/L	0.50	0.29	1		06/08/22 11:35	127-18-4	
Toluene	**0.80**	ug/L	0.50	0.48	1		06/08/22 11:35	108-88-3	
1,2,3-Trichlorobenzene	ND	ug/L	2.0	0.81	1		06/08/22 11:35	87-61-6	
1,2,4-Trichlorobenzene	ND	ug/L	2.0	0.64	1		06/08/22 11:35	120-82-1	
1,1,1-Trichloroethane	ND	ug/L	0.50	0.33	1		06/08/22 11:35	71-55-6	
1,1,2-Trichloroethane	ND	ug/L	0.50	0.32	1		06/08/22 11:35	79-00-5	
Trichloroethene	ND	ug/L	0.50	0.38	1		06/08/22 11:35	79-01-6	
Trichlorofluoromethane	ND	ug/L	1.0	0.30	1		06/08/22 11:35	75-69-4	
1,2,3-Trichloropropane	ND	ug/L	0.50	0.26	1		06/08/22 11:35	96-18-4	
1,2,4-Trimethylbenzene	**5.5**	ug/L	0.50	0.50	1		06/08/22 11:35	95-63-6	
1,3,5-Trimethylbenzene	**11.4**	ug/L	0.50	0.33	1		06/08/22 11:35	108-67-8	
Vinyl chloride	ND	ug/L	1.0	0.39	1		06/08/22 11:35	75-01-4	
m&p-Xylene	**31.8**	ug/L	1.0	0.71	1		06/08/22 11:35	179601-23-1	
o-Xylene	**34.9**	ug/L	0.50	0.34	1		06/08/22 11:35	95-47-6	
Surrogates									
1,2-Dichloroethane-d4 (S)	85	%	70-130		1		06/08/22 11:35	17060-07-0	
4-Bromofluorobenzene (S)	98	%	70-130		1		06/08/22 11:35	460-00-4	
Toluene-d8 (S)	95	%	70-130		1		06/08/22 11:35	2037-26-5	

REPORT OF LABORATORY ANALYSIS

This report shall not be reproduced, except in full,
without the written consent of Pace Analytical Services, LLC.

Pace Analytical Services, LLC
9800 Kincey Ave. Suite 100
Huntersville, NC 28078
(704)875-9092

ANALYTICAL RESULTS

Project: CPC HUNTERSVILLE
Pace Project No.: 92607872

Sample: MW-20 **Lab ID: 92607872007** Collected: 06/03/22 11:00 Received: 06/03/22 15:30 Matrix: Water

Parameters	Results	Units	Report Limit	MDL	DF	Prepared	Analyzed	CAS No.	Qual
VPH NC Water	Analytical Method: MADEP VPH Pace Analytical Services - Charlotte								
Total VPH (C5-C12)	ND	ug/L	50.0	50.0	1		06/08/22 08:35		N2
Aliphatic (C05-C08)	ND	ug/L	50.0	50.0	1		06/08/22 08:35		N2
Aliphatic(C09-C12) Adjusted	ND	ug/L	50.0	50.0	1		06/08/22 08:35		N2
Aromatic (C09-C10)	ND	ug/L	50.0	50.0	1		06/08/22 08:35		N2
Surrogates									
4-Bromofluorobenzene (FID) (S)	98	%	70-130		1		06/08/22 08:35	460-00-4	
4-Bromofluorobenzene (PID) (S)	93	%	70-130		1		06/08/22 08:35	460-00-4	
6020 MET ICPMS	Analytical Method: EPA 6020B Preparation Method: EPA 3005A Pace Analytical Services - Peachtree Corners, GA								
Lead	**3.6J**	ug/L	5.0	0.89	1	06/06/22 14:13	06/08/22 01:54	7439-92-1	
6200B MSV	Analytical Method: SM 6200B Pace Analytical Services - Charlotte								
Benzene	ND	ug/L	0.50	0.34	1		06/08/22 11:54	71-43-2	
Bromobenzene	ND	ug/L	0.50	0.29	1		06/08/22 11:54	108-86-1	
Bromochloromethane	ND	ug/L	0.50	0.47	1		06/08/22 11:54	74-97-5	
Bromodichloromethane	**0.62**	ug/L	0.50	0.31	1		06/08/22 11:54	75-27-4	
Bromoform	ND	ug/L	0.50	0.34	1		06/08/22 11:54	75-25-2	
Bromomethane	ND	ug/L	5.0	1.7	1		06/08/22 11:54	74-83-9	
n-Butylbenzene	ND	ug/L	0.50	0.49	1		06/08/22 11:54	104-51-8	
sec-Butylbenzene	ND	ug/L	0.50	0.40	1		06/08/22 11:54	135-98-8	
tert-Butylbenzene	ND	ug/L	0.50	0.32	1		06/08/22 11:54	98-06-6	
Carbon tetrachloride	ND	ug/L	0.50	0.33	1		06/08/22 11:54	56-23-5	
Chlorobenzene	ND	ug/L	0.50	0.28	1		06/08/22 11:54	108-90-7	
Chloroethane	ND	ug/L	1.0	0.65	1		06/08/22 11:54	75-00-3	
Chloroform	**2.8**	ug/L	0.50	0.43	1		06/08/22 11:54	67-66-3	
Chloromethane	ND	ug/L	1.0	0.54	1		06/08/22 11:54	74-87-3	
2-Chlorotoluene	ND	ug/L	0.50	0.32	1		06/08/22 11:54	95-49-8	
4-Chlorotoluene	ND	ug/L	0.50	0.32	1		06/08/22 11:54	106-43-4	
1,2-Dibromo-3-chloropropane	ND	ug/L	1.0	0.34	1		06/08/22 11:54	96-12-8	
Dibromochloromethane	ND	ug/L	0.50	0.36	1		06/08/22 11:54	124-48-1	
1,2-Dibromoethane (EDB)	ND	ug/L	0.50	0.27	1		06/08/22 11:54	106-93-4	
Dibromomethane	ND	ug/L	0.50	0.39	1		06/08/22 11:54	74-95-3	
1,2-Dichlorobenzene	ND	ug/L	0.50	0.34	1		06/08/22 11:54	95-50-1	
1,3-Dichlorobenzene	ND	ug/L	0.50	0.34	1		06/08/22 11:54	541-73-1	
1,4-Dichlorobenzene	ND	ug/L	0.50	0.33	1		06/08/22 11:54	106-46-7	
Dichlorodifluoromethane	ND	ug/L	0.50	0.35	1		06/08/22 11:54	75-71-8	
1,1-Dichloroethane	ND	ug/L	0.50	0.37	1		06/08/22 11:54	75-34-3	
1,2-Dichloroethane	ND	ug/L	0.50	0.32	1		06/08/22 11:54	107-06-2	
1,1-Dichloroethene	ND	ug/L	0.50	0.35	1		06/08/22 11:54	75-35-4	
cis-1,2-Dichloroethene	ND	ug/L	0.50	0.38	1		06/08/22 11:54	156-59-2	
trans-1,2-Dichloroethene	ND	ug/L	0.50	0.40	1		06/08/22 11:54	156-60-5	
1,2-Dichloropropane	ND	ug/L	0.50	0.36	1		06/08/22 11:54	78-87-5	
1,3-Dichloropropane	ND	ug/L	0.50	0.28	1		06/08/22 11:54	142-28-9	

REPORT OF LABORATORY ANALYSIS

This report shall not be reproduced, except in full,
without the written consent of Pace Analytical Services, LLC.

Pace Analytical Services, LLC
9800 Kincey Ave. Suite 100
Huntersville, NC 28078
(704)875-9092

ANALYTICAL RESULTS

Project: CPC HUNTERSVILLE
Pace Project No.: 92607872

Sample: MW-20 **Lab ID: 92607872007** Collected: 06/03/22 11:00 Received: 06/03/22 15:30 Matrix: Water

Parameters	Results	Units	Report Limit	MDL	DF	Prepared	Analyzed	CAS No.	Qual
6200B MSV	Analytical Method: SM 6200B Pace Analytical Services - Charlotte								
2,2-Dichloropropane	ND	ug/L	0.50	0.39	1		06/08/22 11:54	594-20-7	
1,1-Dichloropropene	ND	ug/L	0.50	0.43	1		06/08/22 11:54	563-58-6	
cis-1,3-Dichloropropene	ND	ug/L	0.50	0.36	1		06/08/22 11:54	10061-01-5	
trans-1,3-Dichloropropene	ND	ug/L	0.50	0.36	1		06/08/22 11:54	10061-02-6	
Diisopropyl ether	ND	ug/L	0.50	0.31	1		06/08/22 11:54	108-20-3	
Ethylbenzene	ND	ug/L	0.50	0.30	1		06/08/22 11:54	100-41-4	
Hexachloro-1,3-butadiene	ND	ug/L	2.0	1.5	1		06/08/22 11:54	87-68-3	
Isopropylbenzene (Cumene)	ND	ug/L	0.50	0.33	1		06/08/22 11:54	98-82-8	
Methylene Chloride	ND	ug/L	2.0	2.0	1		06/08/22 11:54	75-09-2	
Methyl-tert-butyl ether	ND	ug/L	0.50	0.42	1		06/08/22 11:54	1634-04-4	
Naphthalene	ND	ug/L	2.0	0.64	1		06/08/22 11:54	91-20-3	
n-Propylbenzene	ND	ug/L	0.50	0.34	1		06/08/22 11:54	103-65-1	
Styrene	ND	ug/L	0.50	0.29	1		06/08/22 11:54	100-42-5	
1,1,1,2-Tetrachloroethane	ND	ug/L	0.50	0.31	1		06/08/22 11:54	630-20-6	
1,1,2,2-Tetrachloroethane	ND	ug/L	0.50	0.22	1		06/08/22 11:54	79-34-5	
Tetrachloroethene	ND	ug/L	0.50	0.29	1		06/08/22 11:54	127-18-4	
Toluene	ND	ug/L	0.50	0.48	1		06/08/22 11:54	108-88-3	
1,2,3-Trichlorobenzene	ND	ug/L	2.0	0.81	1		06/08/22 11:54	87-61-6	
1,2,4-Trichlorobenzene	ND	ug/L	2.0	0.64	1		06/08/22 11:54	120-82-1	
1,1,1-Trichloroethane	ND	ug/L	0.50	0.33	1		06/08/22 11:54	71-55-6	
1,1,2-Trichloroethane	ND	ug/L	0.50	0.32	1		06/08/22 11:54	79-00-5	
Trichloroethene	ND	ug/L	0.50	0.38	1		06/08/22 11:54	79-01-6	
Trichlorofluoromethane	ND	ug/L	1.0	0.30	1		06/08/22 11:54	75-69-4	
1,2,3-Trichloropropane	ND	ug/L	0.50	0.26	1		06/08/22 11:54	96-18-4	
1,2,4-Trimethylbenzene	ND	ug/L	0.50	0.50	1		06/08/22 11:54	95-63-6	
1,3,5-Trimethylbenzene	ND	ug/L	0.50	0.33	1		06/08/22 11:54	108-67-8	
Vinyl chloride	ND	ug/L	1.0	0.39	1		06/08/22 11:54	75-01-4	
m&p-Xylene	ND	ug/L	1.0	0.71	1		06/08/22 11:54	179601-23-1	
o-Xylene	ND	ug/L	0.50	0.34	1		06/08/22 11:54	95-47-6	
Surrogates									
1,2-Dichloroethane-d4 (S)	86	%	70-130		1		06/08/22 11:54	17060-07-0	
4-Bromofluorobenzene (S)	101	%	70-130		1		06/08/22 11:54	460-00-4	
Toluene-d8 (S)	95	%	70-130		1		06/08/22 11:54	2037-26-5	

REPORT OF LABORATORY ANALYSIS

This report shall not be reproduced, except in full,
without the written consent of Pace Analytical Services, LLC.

Pace Analytical Services, LLC
9800 Kincey Ave. Suite 100
Huntersville, NC 28078
(704)875-9092

ANALYTICAL RESULTS

Project: CPC HUNTERSVILLE
Pace Project No.: 92607872

Sample: MW-25R **Lab ID: 92607872008** Collected: 06/03/22 09:25 Received: 06/03/22 15:30 Matrix: Water

Parameters	Results	Units	Report Limit	MDL	DF	Prepared	Analyzed	CAS No.	Qual
VPH NC Water	Analytical Method: MADEP VPH Pace Analytical Services - Charlotte								
Total VPH (C5-C12)	**5860**	ug/L	50.0	50.0	1		06/08/22 09:04		N2
Aliphatic (C05-C08)	**3870**	ug/L	50.0	50.0	1		06/08/22 09:04		N2
Aliphatic(C09-C12) Adjusted	**1440**	ug/L	50.0	50.0	1		06/08/22 09:04		N2
Aromatic (C09-C10)	**546**	ug/L	50.0	50.0	1		06/08/22 09:04		N2
Surrogates									
4-Bromofluorobenzene (FID) (S)	102	%	70-130		1		06/08/22 09:04	460-00-4	
4-Bromofluorobenzene (PID) (S)	97	%	70-130		1		06/08/22 09:04	460-00-4	
6020 MET ICPMS	Analytical Method: EPA 6020B Preparation Method: EPA 3005A Pace Analytical Services - Peachtree Corners, GA								
Lead	ND	ug/L	5.0	0.89	1	06/06/22 14:13	06/08/22 02:00	7439-92-1	
6200B MSV	Analytical Method: SM 6200B Pace Analytical Services - Charlotte								
Benzene	**104**	ug/L	1.0	0.69	2		06/09/22 17:22	71-43-2	
Bromobenzene	ND	ug/L	1.0	0.58	2		06/09/22 17:22	108-86-1	
Bromochloromethane	ND	ug/L	1.0	0.94	2		06/09/22 17:22	74-97-5	
Bromodichloromethane	ND	ug/L	1.0	0.61	2		06/09/22 17:22	75-27-4	
Bromoform	ND	ug/L	1.0	0.68	2		06/09/22 17:22	75-25-2	
Bromomethane	ND	ug/L	10.0	3.3	2		06/09/22 17:22	74-83-9	
n-Butylbenzene	**5.1**	ug/L	1.0	0.98	2		06/09/22 17:22	104-51-8	
sec-Butylbenzene	ND	ug/L	1.0	0.80	2		06/09/22 17:22	135-98-8	
tert-Butylbenzene	ND	ug/L	1.0	0.65	2		06/09/22 17:22	98-06-6	
Carbon tetrachloride	ND	ug/L	1.0	0.67	2		06/09/22 17:22	56-23-5	
Chlorobenzene	ND	ug/L	1.0	0.57	2		06/09/22 17:22	108-90-7	
Chloroethane	ND	ug/L	2.0	1.3	2		06/09/22 17:22	75-00-3	
Chloroform	**2.2**	ug/L	1.0	0.86	2		06/09/22 17:22	67-66-3	
Chloromethane	ND	ug/L	2.0	1.1	2		06/09/22 17:22	74-87-3	
2-Chlorotoluene	ND	ug/L	1.0	0.64	2		06/09/22 17:22	95-49-8	
4-Chlorotoluene	ND	ug/L	1.0	0.65	2		06/09/22 17:22	106-43-4	
1,2-Dibromo-3-chloropropane	ND	ug/L	2.0	0.68	2		06/09/22 17:22	96-12-8	
Dibromochloromethane	ND	ug/L	1.0	0.72	2		06/09/22 17:22	124-48-1	
1,2-Dibromoethane (EDB)	ND	ug/L	1.0	0.54	2		06/09/22 17:22	106-93-4	
Dibromomethane	ND	ug/L	1.0	0.79	2		06/09/22 17:22	74-95-3	
1,2-Dichlorobenzene	ND	ug/L	1.0	0.68	2		06/09/22 17:22	95-50-1	
1,3-Dichlorobenzene	ND	ug/L	1.0	0.68	2		06/09/22 17:22	541-73-1	
1,4-Dichlorobenzene	ND	ug/L	1.0	0.67	2		06/09/22 17:22	106-46-7	
Dichlorodifluoromethane	ND	ug/L	1.0	0.69	2		06/09/22 17:22	75-71-8	
1,1-Dichloroethane	ND	ug/L	1.0	0.73	2		06/09/22 17:22	75-34-3	
1,2-Dichloroethane	ND	ug/L	1.0	0.64	2		06/09/22 17:22	107-06-2	
1,1-Dichloroethene	ND	ug/L	1.0	0.70	2		06/09/22 17:22	75-35-4	
cis-1,2-Dichloroethene	ND	ug/L	1.0	0.77	2		06/09/22 17:22	156-59-2	
trans-1,2-Dichloroethene	ND	ug/L	1.0	0.79	2		06/09/22 17:22	156-60-5	
1,2-Dichloropropane	ND	ug/L	1.0	0.71	2		06/09/22 17:22	78-87-5	
1,3-Dichloropropane	ND	ug/L	1.0	0.57	2		06/09/22 17:22	142-28-9	

REPORT OF LABORATORY ANALYSIS

This report shall not be reproduced, except in full,
without the written consent of Pace Analytical Services, LLC.

Pace Analytical Services, LLC
9800 Kincey Ave. Suite 100
Huntersville, NC 28078
(704)875-9092

ANALYTICAL RESULTS

Project: CPC HUNTERSVILLE
Pace Project No.: 92607872

Sample: MW-25R **Lab ID: 92607872008** Collected: 06/03/22 09:25 Received: 06/03/22 15:30 Matrix: Water

Parameters	Results	Units	Report Limit	MDL	DF	Prepared	Analyzed	CAS No.	Qual
6200B MSV	Analytical Method: SM 6200B Pace Analytical Services - Charlotte								
2,2-Dichloropropane	ND	ug/L	1.0	0.78	2		06/09/22 17:22	594-20-7	
1,1-Dichloropropene	ND	ug/L	1.0	0.85	2		06/09/22 17:22	563-58-6	
cis-1,3-Dichloropropene	ND	ug/L	1.0	0.73	2		06/09/22 17:22	10061-01-5	
trans-1,3-Dichloropropene	ND	ug/L	1.0	0.73	2		06/09/22 17:22	10061-02-6	
Diisopropyl ether	**16.0**	ug/L	1.0	0.62	2		06/09/22 17:22	108-20-3	
Ethylbenzene	**20.6**	ug/L	1.0	0.61	2		06/09/22 17:22	100-41-4	
Hexachloro-1,3-butadiene	ND	ug/L	4.0	3.1	2		06/09/22 17:22	87-68-3	
Isopropylbenzene (Cumene)	**2.2**	ug/L	1.0	0.67	2		06/09/22 17:22	98-82-8	
Methylene Chloride	ND	ug/L	4.0	3.9	2		06/09/22 17:22	75-09-2	
Methyl-tert-butyl ether	**1.9**	ug/L	1.0	0.84	2		06/09/22 17:22	1634-04-4	
Naphthalene	**11.5**	ug/L	4.0	1.3	2		06/09/22 17:22	91-20-3	
n-Propylbenzene	**2.9**	ug/L	1.0	0.68	2		06/09/22 17:22	103-65-1	
Styrene	ND	ug/L	1.0	0.58	2		06/09/22 17:22	100-42-5	
1,1,1,2-Tetrachloroethane	ND	ug/L	1.0	0.62	2		06/09/22 17:22	630-20-6	
1,1,2,2-Tetrachloroethane	ND	ug/L	1.0	0.45	2		06/09/22 17:22	79-34-5	
Tetrachloroethene	ND	ug/L	1.0	0.58	2		06/09/22 17:22	127-18-4	
Toluene	**254**	ug/L	1.0	0.97	2		06/09/22 17:22	108-88-3	
1,2,3-Trichlorobenzene	ND	ug/L	4.0	1.6	2		06/09/22 17:22	87-61-6	
1,2,4-Trichlorobenzene	ND	ug/L	4.0	1.3	2		06/09/22 17:22	120-82-1	
1,1,1-Trichloroethane	ND	ug/L	1.0	0.66	2		06/09/22 17:22	71-55-6	
1,1,2-Trichloroethane	ND	ug/L	1.0	0.65	2		06/09/22 17:22	79-00-5	
Trichloroethene	ND	ug/L	1.0	0.77	2		06/09/22 17:22	79-01-6	
Trichlorofluoromethane	ND	ug/L	2.0	0.60	2		06/09/22 17:22	75-69-4	
1,2,3-Trichloropropane	ND	ug/L	1.0	0.52	2		06/09/22 17:22	96-18-4	
1,2,4-Trimethylbenzene	**121**	ug/L	1.0	0.99	2		06/09/22 17:22	95-63-6	
1,3,5-Trimethylbenzene	**42.8**	ug/L	1.0	0.66	2		06/09/22 17:22	108-67-8	
Vinyl chloride	ND	ug/L	2.0	0.77	2		06/09/22 17:22	75-01-4	
m&p-Xylene	**416**	ug/L	2.0	1.4	2		06/09/22 17:22	179601-23-1	
o-Xylene	**257**	ug/L	1.0	0.68	2		06/09/22 17:22	95-47-6	
Surrogates									
1,2-Dichloroethane-d4 (S)	97	%	70-130		2		06/09/22 17:22	17060-07-0	
4-Bromofluorobenzene (S)	93	%	70-130		2		06/09/22 17:22	460-00-4	
Toluene-d8 (S)	98	%	70-130		2		06/09/22 17:22	2037-26-5	

REPORT OF LABORATORY ANALYSIS

This report shall not be reproduced, except in full,
without the written consent of Pace Analytical Services, LLC.

Pace Analytical Services, LLC
9800 Kincey Ave. Suite 100
Huntersville, NC 28078
(704)875-9092

ANALYTICAL RESULTS

Project: CPC HUNTERSVILLE
Pace Project No.: 92607872

Sample: MW-89 **Lab ID: 92607872009** Collected: 06/03/22 12:00 Received: 06/03/22 15:30 Matrix: Water

Parameters	Results	Units	Report Limit	MDL	DF	Prepared	Analyzed	CAS No.	Qual
VPH NC Water	Analytical Method: MADEP VPH Pace Analytical Services - Charlotte								
Total VPH (C5-C12)	ND	ug/L	50.0	50.0	1		06/08/22 09:33		N2
Aliphatic (C05-C08)	ND	ug/L	50.0	50.0	1		06/08/22 09:33		N2
Aliphatic(C09-C12) Adjusted	ND	ug/L	50.0	50.0	1		06/08/22 09:33		N2
Aromatic (C09-C10)	ND	ug/L	50.0	50.0	1		06/08/22 09:33		N2
Surrogates									
4-Bromofluorobenzene (FID) (S)	97	%	70-130		1		06/08/22 09:33	460-00-4	
4-Bromofluorobenzene (PID) (S)	93	%	70-130		1		06/08/22 09:33	460-00-4	
6020 MET ICPMS	Analytical Method: EPA 6020B Preparation Method: EPA 3005A Pace Analytical Services - Peachtree Corners, GA								
Lead	ND	ug/L	5.0	0.89	1	06/06/22 14:13	06/08/22 02:06	7439-92-1	
6200B MSV	Analytical Method: SM 6200B Pace Analytical Services - Charlotte								
Benzene	ND	ug/L	0.50	0.34	1		06/08/22 12:12	71-43-2	
Bromobenzene	ND	ug/L	0.50	0.29	1		06/08/22 12:12	108-86-1	
Bromochloromethane	ND	ug/L	0.50	0.47	1		06/08/22 12:12	74-97-5	
Bromodichloromethane	ND	ug/L	0.50	0.31	1		06/08/22 12:12	75-27-4	
Bromoform	ND	ug/L	0.50	0.34	1		06/08/22 12:12	75-25-2	
Bromomethane	ND	ug/L	5.0	1.7	1		06/08/22 12:12	74-83-9	
n-Butylbenzene	ND	ug/L	0.50	0.49	1		06/08/22 12:12	104-51-8	
sec-Butylbenzene	ND	ug/L	0.50	0.40	1		06/08/22 12:12	135-98-8	
tert-Butylbenzene	ND	ug/L	0.50	0.32	1		06/08/22 12:12	98-06-6	
Carbon tetrachloride	ND	ug/L	0.50	0.33	1		06/08/22 12:12	56-23-5	
Chlorobenzene	ND	ug/L	0.50	0.28	1		06/08/22 12:12	108-90-7	
Chloroethane	ND	ug/L	1.0	0.65	1		06/08/22 12:12	75-00-3	
Chloroform	ND	ug/L	0.50	0.43	1		06/08/22 12:12	67-66-3	
Chloromethane	ND	ug/L	1.0	0.54	1		06/08/22 12:12	74-87-3	
2-Chlorotoluene	ND	ug/L	0.50	0.32	1		06/08/22 12:12	95-49-8	
4-Chlorotoluene	ND	ug/L	0.50	0.32	1		06/08/22 12:12	106-43-4	
1,2-Dibromo-3-chloropropane	ND	ug/L	1.0	0.34	1		06/08/22 12:12	96-12-8	
Dibromochloromethane	ND	ug/L	0.50	0.36	1		06/08/22 12:12	124-48-1	
1,2-Dibromoethane (EDB)	ND	ug/L	0.50	0.27	1		06/08/22 12:12	106-93-4	
Dibromomethane	ND	ug/L	0.50	0.39	1		06/08/22 12:12	74-95-3	
1,2-Dichlorobenzene	ND	ug/L	0.50	0.34	1		06/08/22 12:12	95-50-1	
1,3-Dichlorobenzene	ND	ug/L	0.50	0.34	1		06/08/22 12:12	541-73-1	
1,4-Dichlorobenzene	ND	ug/L	0.50	0.33	1		06/08/22 12:12	106-46-7	
Dichlorodifluoromethane	ND	ug/L	0.50	0.35	1		06/08/22 12:12	75-71-8	
1,1-Dichloroethane	ND	ug/L	0.50	0.37	1		06/08/22 12:12	75-34-3	
1,2-Dichloroethane	ND	ug/L	0.50	0.32	1		06/08/22 12:12	107-06-2	
1,1-Dichloroethene	ND	ug/L	0.50	0.35	1		06/08/22 12:12	75-35-4	
cis-1,2-Dichloroethene	ND	ug/L	0.50	0.38	1		06/08/22 12:12	156-59-2	
trans-1,2-Dichloroethene	ND	ug/L	0.50	0.40	1		06/08/22 12:12	156-60-5	
1,2-Dichloropropane	ND	ug/L	0.50	0.36	1		06/08/22 12:12	78-87-5	
1,3-Dichloropropane	ND	ug/L	0.50	0.28	1		06/08/22 12:12	142-28-9	

REPORT OF LABORATORY ANALYSIS

This report shall not be reproduced, except in full,
without the written consent of Pace Analytical Services, LLC.

Pace Analytical Services, LLC
9800 Kincey Ave. Suite 100
Huntersville, NC 28078
(704)875-9092

ANALYTICAL RESULTS

Project: CPC HUNTERSVILLE
Pace Project No.: 92607872

Sample: MW-89 **Lab ID: 92607872009** Collected: 06/03/22 12:00 Received: 06/03/22 15:30 Matrix: Water

Parameters	Results	Units	Report Limit	MDL	DF	Prepared	Analyzed	CAS No.	Qual
6200B MSV	Analytical Method: SM 6200B Pace Analytical Services - Charlotte								
2,2-Dichloropropane	ND	ug/L	0.50	0.39	1		06/08/22 12:12	594-20-7	
1,1-Dichloropropene	ND	ug/L	0.50	0.43	1		06/08/22 12:12	563-58-6	
cis-1,3-Dichloropropene	ND	ug/L	0.50	0.36	1		06/08/22 12:12	10061-01-5	
trans-1,3-Dichloropropene	ND	ug/L	0.50	0.36	1		06/08/22 12:12	10061-02-6	
Diisopropyl ether	ND	ug/L	0.50	0.31	1		06/08/22 12:12	108-20-3	
Ethylbenzene	ND	ug/L	0.50	0.30	1		06/08/22 12:12	100-41-4	
Hexachloro-1,3-butadiene	ND	ug/L	2.0	1.5	1		06/08/22 12:12	87-68-3	
Isopropylbenzene (Cumene)	ND	ug/L	0.50	0.33	1		06/08/22 12:12	98-82-8	
Methylene Chloride	ND	ug/L	2.0	2.0	1		06/08/22 12:12	75-09-2	
Methyl-tert-butyl ether	ND	ug/L	0.50	0.42	1		06/08/22 12:12	1634-04-4	
Naphthalene	ND	ug/L	2.0	0.64	1		06/08/22 12:12	91-20-3	
n-Propylbenzene	ND	ug/L	0.50	0.34	1		06/08/22 12:12	103-65-1	
Styrene	ND	ug/L	0.50	0.29	1		06/08/22 12:12	100-42-5	
1,1,1,2-Tetrachloroethane	ND	ug/L	0.50	0.31	1		06/08/22 12:12	630-20-6	
1,1,2,2-Tetrachloroethane	ND	ug/L	0.50	0.22	1		06/08/22 12:12	79-34-5	
Tetrachloroethene	ND	ug/L	0.50	0.29	1		06/08/22 12:12	127-18-4	
Toluene	ND	ug/L	0.50	0.48	1		06/08/22 12:12	108-88-3	
1,2,3-Trichlorobenzene	ND	ug/L	2.0	0.81	1		06/08/22 12:12	87-61-6	
1,2,4-Trichlorobenzene	ND	ug/L	2.0	0.64	1		06/08/22 12:12	120-82-1	
1,1,1-Trichloroethane	ND	ug/L	0.50	0.33	1		06/08/22 12:12	71-55-6	
1,1,2-Trichloroethane	ND	ug/L	0.50	0.32	1		06/08/22 12:12	79-00-5	
Trichloroethene	ND	ug/L	0.50	0.38	1		06/08/22 12:12	79-01-6	
Trichlorofluoromethane	ND	ug/L	1.0	0.30	1		06/08/22 12:12	75-69-4	
1,2,3-Trichloropropane	ND	ug/L	0.50	0.26	1		06/08/22 12:12	96-18-4	
1,2,4-Trimethylbenzene	ND	ug/L	0.50	0.50	1		06/08/22 12:12	95-63-6	
1,3,5-Trimethylbenzene	ND	ug/L	0.50	0.33	1		06/08/22 12:12	108-67-8	
Vinyl chloride	ND	ug/L	1.0	0.39	1		06/08/22 12:12	75-01-4	
m&p-Xylene	ND	ug/L	1.0	0.71	1		06/08/22 12:12	179601-23-1	
o-Xylene	ND	ug/L	0.50	0.34	1		06/08/22 12:12	95-47-6	
Surrogates									
1,2-Dichloroethane-d4 (S)	87	%	70-130		1		06/08/22 12:12	17060-07-0	
4-Bromofluorobenzene (S)	99	%	70-130		1		06/08/22 12:12	460-00-4	
Toluene-d8 (S)	95	%	70-130		1		06/08/22 12:12	2037-26-5	

REPORT OF LABORATORY ANALYSIS

This report shall not be reproduced, except in full,
without the written consent of Pace Analytical Services, LLC.

Pace Analytical Services, LLC
9800 Kincey Ave. Suite 100
Huntersville, NC 28078
(704)875-9092

ANALYTICAL RESULTS

Project: CPC HUNTERSVILLE
Pace Project No.: 92607872

Sample: MW-07D **Lab ID: 92607872010** Collected: 06/03/22 11:30 Received: 06/03/22 15:30 Matrix: Water

Parameters	Results	Units	Report Limit	MDL	DF	Prepared	Analyzed	CAS No.	Qual
VPH NC Water	Analytical Method: MADEP VPH Pace Analytical Services - Charlotte								
Total VPH (C5-C12)	**74.9**	ug/L	50.0	50.0	1		06/08/22 10:02		N2
Aliphatic (C05-C08)	**67.5**	ug/L	50.0	50.0	1		06/08/22 10:02		N2
Aliphatic(C09-C12) Adjusted	ND	ug/L	50.0	50.0	1		06/08/22 10:02		N2
Aromatic (C09-C10)	ND	ug/L	50.0	50.0	1		06/08/22 10:02		N2
Surrogates									
4-Bromofluorobenzene (FID) (S)	99	%	70-130		1		06/08/22 10:02	460-00-4	
4-Bromofluorobenzene (PID) (S)	94	%	70-130		1		06/08/22 10:02	460-00-4	
6020 MET ICPMS	Analytical Method: EPA 6020B Preparation Method: EPA 3005A Pace Analytical Services - Peachtree Corners, GA								
Lead	ND	ug/L	5.0	0.89	1	06/06/22 14:13	06/08/22 02:12	7439-92-1	
6200B MSV	Analytical Method: SM 6200B Pace Analytical Services - Charlotte								
Benzene	**8.6**	ug/L	0.50	0.34	1		06/08/22 12:30	71-43-2	
Bromobenzene	ND	ug/L	0.50	0.29	1		06/08/22 12:30	108-86-1	
Bromochloromethane	ND	ug/L	0.50	0.47	1		06/08/22 12:30	74-97-5	
Bromodichloromethane	ND	ug/L	0.50	0.31	1		06/08/22 12:30	75-27-4	
Bromoform	ND	ug/L	0.50	0.34	1		06/08/22 12:30	75-25-2	
Bromomethane	ND	ug/L	5.0	1.7	1		06/08/22 12:30	74-83-9	
n-Butylbenzene	ND	ug/L	0.50	0.49	1		06/08/22 12:30	104-51-8	
sec-Butylbenzene	ND	ug/L	0.50	0.40	1		06/08/22 12:30	135-98-8	
tert-Butylbenzene	ND	ug/L	0.50	0.32	1		06/08/22 12:30	98-06-6	
Carbon tetrachloride	ND	ug/L	0.50	0.33	1		06/08/22 12:30	56-23-5	
Chlorobenzene	ND	ug/L	0.50	0.28	1		06/08/22 12:30	108-90-7	
Chloroethane	ND	ug/L	1.0	0.65	1		06/08/22 12:30	75-00-3	
Chloroform	ND	ug/L	0.50	0.43	1		06/08/22 12:30	67-66-3	
Chloromethane	ND	ug/L	1.0	0.54	1		06/08/22 12:30	74-87-3	
2-Chlorotoluene	ND	ug/L	0.50	0.32	1		06/08/22 12:30	95-49-8	
4-Chlorotoluene	ND	ug/L	0.50	0.32	1		06/08/22 12:30	106-43-4	
1,2-Dibromo-3-chloropropane	ND	ug/L	1.0	0.34	1		06/08/22 12:30	96-12-8	
Dibromochloromethane	ND	ug/L	0.50	0.36	1		06/08/22 12:30	124-48-1	
1,2-Dibromoethane (EDB)	ND	ug/L	0.50	0.27	1		06/08/22 12:30	106-93-4	
Dibromomethane	ND	ug/L	0.50	0.39	1		06/08/22 12:30	74-95-3	
1,2-Dichlorobenzene	ND	ug/L	0.50	0.34	1		06/08/22 12:30	95-50-1	
1,3-Dichlorobenzene	ND	ug/L	0.50	0.34	1		06/08/22 12:30	541-73-1	
1,4-Dichlorobenzene	ND	ug/L	0.50	0.33	1		06/08/22 12:30	106-46-7	
Dichlorodifluoromethane	ND	ug/L	0.50	0.35	1		06/08/22 12:30	75-71-8	
1,1-Dichloroethane	ND	ug/L	0.50	0.37	1		06/08/22 12:30	75-34-3	
1,2-Dichloroethane	ND	ug/L	0.50	0.32	1		06/08/22 12:30	107-06-2	
1,1-Dichloroethene	ND	ug/L	0.50	0.35	1		06/08/22 12:30	75-35-4	
cis-1,2-Dichloroethene	ND	ug/L	0.50	0.38	1		06/08/22 12:30	156-59-2	
trans-1,2-Dichloroethene	ND	ug/L	0.50	0.40	1		06/08/22 12:30	156-60-5	
1,2-Dichloropropane	ND	ug/L	0.50	0.36	1		06/08/22 12:30	78-87-5	
1,3-Dichloropropane	ND	ug/L	0.50	0.28	1		06/08/22 12:30	142-28-9	

REPORT OF LABORATORY ANALYSIS

This report shall not be reproduced, except in full,
without the written consent of Pace Analytical Services, LLC.

Pace Analytical Services, LLC
9800 Kincey Ave. Suite 100
Huntersville, NC 28078
(704)875-9092

ANALYTICAL RESULTS

Project: CPC HUNTERSVILLE
Pace Project No.: 92607872

Sample: MW-07D **Lab ID: 92607872010** Collected: 06/03/22 11:30 Received: 06/03/22 15:30 Matrix: Water

Parameters	Results	Units	Report Limit	MDL	DF	Prepared	Analyzed	CAS No.	Qual
6200B MSV	Analytical Method: SM 6200B Pace Analytical Services - Charlotte								
2,2-Dichloropropane	ND	ug/L	0.50	0.39	1		06/08/22 12:30	594-20-7	
1,1-Dichloropropene	ND	ug/L	0.50	0.43	1		06/08/22 12:30	563-58-6	
cis-1,3-Dichloropropene	ND	ug/L	0.50	0.36	1		06/08/22 12:30	10061-01-5	
trans-1,3-Dichloropropene	ND	ug/L	0.50	0.36	1		06/08/22 12:30	10061-02-6	
Diisopropyl ether	**5.2**	ug/L	0.50	0.31	1		06/08/22 12:30	108-20-3	
Ethylbenzene	ND	ug/L	0.50	0.30	1		06/08/22 12:30	100-41-4	
Hexachloro-1,3-butadiene	ND	ug/L	2.0	1.5	1		06/08/22 12:30	87-68-3	
Isopropylbenzene (Cumene)	ND	ug/L	0.50	0.33	1		06/08/22 12:30	98-82-8	
Methylene Chloride	ND	ug/L	2.0	2.0	1		06/08/22 12:30	75-09-2	
Methyl-tert-butyl ether	**2.4**	ug/L	0.50	0.42	1		06/08/22 12:30	1634-04-4	
Naphthalene	ND	ug/L	2.0	0.64	1		06/08/22 12:30	91-20-3	
n-Propylbenzene	ND	ug/L	0.50	0.34	1		06/08/22 12:30	103-65-1	
Styrene	ND	ug/L	0.50	0.29	1		06/08/22 12:30	100-42-5	
1,1,1,2-Tetrachloroethane	ND	ug/L	0.50	0.31	1		06/08/22 12:30	630-20-6	
1,1,2,2-Tetrachloroethane	ND	ug/L	0.50	0.22	1		06/08/22 12:30	79-34-5	
Tetrachloroethene	ND	ug/L	0.50	0.29	1		06/08/22 12:30	127-18-4	
Toluene	ND	ug/L	0.50	0.48	1		06/08/22 12:30	108-88-3	
1,2,3-Trichlorobenzene	ND	ug/L	2.0	0.81	1		06/08/22 12:30	87-61-6	
1,2,4-Trichlorobenzene	ND	ug/L	2.0	0.64	1		06/08/22 12:30	120-82-1	
1,1,1-Trichloroethane	ND	ug/L	0.50	0.33	1		06/08/22 12:30	71-55-6	
1,1,2-Trichloroethane	ND	ug/L	0.50	0.32	1		06/08/22 12:30	79-00-5	
Trichloroethene	ND	ug/L	0.50	0.38	1		06/08/22 12:30	79-01-6	
Trichlorofluoromethane	ND	ug/L	1.0	0.30	1		06/08/22 12:30	75-69-4	
1,2,3-Trichloropropane	ND	ug/L	0.50	0.26	1		06/08/22 12:30	96-18-4	
1,2,4-Trimethylbenzene	ND	ug/L	0.50	0.50	1		06/08/22 12:30	95-63-6	
1,3,5-Trimethylbenzene	ND	ug/L	0.50	0.33	1		06/08/22 12:30	108-67-8	
Vinyl chloride	ND	ug/L	1.0	0.39	1		06/08/22 12:30	75-01-4	
m&p-Xylene	ND	ug/L	1.0	0.71	1		06/08/22 12:30	179601-23-1	
o-Xylene	**1.6**	ug/L	0.50	0.34	1		06/08/22 12:30	95-47-6	
Surrogates									
1,2-Dichloroethane-d4 (S)	86	%	70-130		1		06/08/22 12:30	17060-07-0	
4-Bromofluorobenzene (S)	98	%	70-130		1		06/08/22 12:30	460-00-4	
Toluene-d8 (S)	94	%	70-130		1		06/08/22 12:30	2037-26-5	

REPORT OF LABORATORY ANALYSIS

This report shall not be reproduced, except in full,
without the written consent of Pace Analytical Services, LLC.

Pace Analytical Services, LLC
9800 Kincey Ave. Suite 100
Huntersville, NC 28078
(704)875-9092

ANALYTICAL RESULTS

Project: CPC HUNTERSVILLE
Pace Project No.: 92607872

Sample: MW-58 **Lab ID: 92607872011** Collected: 06/03/22 12:15 Received: 06/03/22 15:30 Matrix: Water

Parameters	Results	Units	Report Limit	MDL	DF	Prepared	Analyzed	CAS No.	Qual
VPH NC Water	Analytical Method: MADEP VPH Pace Analytical Services - Charlotte								
Total VPH (C5-C12)	ND	ug/L	50.0	50.0	1		06/08/22 18:34		N2
Aliphatic (C05-C08)	ND	ug/L	50.0	50.0	1		06/08/22 18:34		N2
Aliphatic(C09-C12) Adjusted	ND	ug/L	50.0	50.0	1		06/08/22 18:34		N2
Aromatic (C09-C10)	ND	ug/L	50.0	50.0	1		06/08/22 18:34		N2
Surrogates									
4-Bromofluorobenzene (FID) (S)	101	%	70-130		1		06/08/22 18:34	460-00-4	
4-Bromofluorobenzene (PID) (S)	94	%	70-130		1		06/08/22 18:34	460-00-4	
6020 MET ICPMS	Analytical Method: EPA 6020B Preparation Method: EPA 3005A Pace Analytical Services - Peachtree Corners, GA								
Lead	ND	ug/L	5.0	0.89	1	06/06/22 14:13	06/08/22 02:18	7439-92-1	
6200B MSV	Analytical Method: SM 6200B Pace Analytical Services - Charlotte								
Benzene	ND	ug/L	0.50	0.34	1		06/08/22 12:48	71-43-2	
Bromobenzene	ND	ug/L	0.50	0.29	1		06/08/22 12:48	108-86-1	
Bromochloromethane	ND	ug/L	0.50	0.47	1		06/08/22 12:48	74-97-5	
Bromodichloromethane	ND	ug/L	0.50	0.31	1		06/08/22 12:48	75-27-4	
Bromoform	ND	ug/L	0.50	0.34	1		06/08/22 12:48	75-25-2	
Bromomethane	ND	ug/L	5.0	1.7	1		06/08/22 12:48	74-83-9	
n-Butylbenzene	ND	ug/L	0.50	0.49	1		06/08/22 12:48	104-51-8	
sec-Butylbenzene	ND	ug/L	0.50	0.40	1		06/08/22 12:48	135-98-8	
tert-Butylbenzene	ND	ug/L	0.50	0.32	1		06/08/22 12:48	98-06-6	
Carbon tetrachloride	ND	ug/L	0.50	0.33	1		06/08/22 12:48	56-23-5	
Chlorobenzene	ND	ug/L	0.50	0.28	1		06/08/22 12:48	108-90-7	
Chloroethane	ND	ug/L	1.0	0.65	1		06/08/22 12:48	75-00-3	
Chloroform	ND	ug/L	0.50	0.43	1		06/08/22 12:48	67-66-3	
Chloromethane	ND	ug/L	1.0	0.54	1		06/08/22 12:48	74-87-3	
2-Chlorotoluene	ND	ug/L	0.50	0.32	1		06/08/22 12:48	95-49-8	
4-Chlorotoluene	ND	ug/L	0.50	0.32	1		06/08/22 12:48	106-43-4	
1,2-Dibromo-3-chloropropane	ND	ug/L	1.0	0.34	1		06/08/22 12:48	96-12-8	
Dibromochloromethane	ND	ug/L	0.50	0.36	1		06/08/22 12:48	124-48-1	
1,2-Dibromoethane (EDB)	ND	ug/L	0.50	0.27	1		06/08/22 12:48	106-93-4	
Dibromomethane	ND	ug/L	0.50	0.39	1		06/08/22 12:48	74-95-3	
1,2-Dichlorobenzene	ND	ug/L	0.50	0.34	1		06/08/22 12:48	95-50-1	
1,3-Dichlorobenzene	ND	ug/L	0.50	0.34	1		06/08/22 12:48	541-73-1	
1,4-Dichlorobenzene	ND	ug/L	0.50	0.33	1		06/08/22 12:48	106-46-7	
Dichlorodifluoromethane	ND	ug/L	0.50	0.35	1		06/08/22 12:48	75-71-8	
1,1-Dichloroethane	ND	ug/L	0.50	0.37	1		06/08/22 12:48	75-34-3	
1,2-Dichloroethane	ND	ug/L	0.50	0.32	1		06/08/22 12:48	107-06-2	
1,1-Dichloroethene	ND	ug/L	0.50	0.35	1		06/08/22 12:48	75-35-4	
cis-1,2-Dichloroethene	ND	ug/L	0.50	0.38	1		06/08/22 12:48	156-59-2	
trans-1,2-Dichloroethene	ND	ug/L	0.50	0.40	1		06/08/22 12:48	156-60-5	
1,2-Dichloropropane	ND	ug/L	0.50	0.36	1		06/08/22 12:48	78-87-5	
1,3-Dichloropropane	ND	ug/L	0.50	0.28	1		06/08/22 12:48	142-28-9	

REPORT OF LABORATORY ANALYSIS

This report shall not be reproduced, except in full,
without the written consent of Pace Analytical Services, LLC.

Pace Analytical Services, LLC
9800 Kincey Ave. Suite 100
Huntersville, NC 28078
(704)875-9092

ANALYTICAL RESULTS

Project: CPC HUNTERSVILLE
Pace Project No.: 92607872

Sample: MW-58 **Lab ID: 92607872011** Collected: 06/03/22 12:15 Received: 06/03/22 15:30 Matrix: Water

Parameters	Results	Units	Report Limit	MDL	DF	Prepared	Analyzed	CAS No.	Qual
6200B MSV	Analytical Method: SM 6200B Pace Analytical Services - Charlotte								
2,2-Dichloropropane	ND	ug/L	0.50	0.39	1		06/08/22 12:48	594-20-7	
1,1-Dichloropropene	ND	ug/L	0.50	0.43	1		06/08/22 12:48	563-58-6	
cis-1,3-Dichloropropene	ND	ug/L	0.50	0.36	1		06/08/22 12:48	10061-01-5	
trans-1,3-Dichloropropene	ND	ug/L	0.50	0.36	1		06/08/22 12:48	10061-02-6	
Diisopropyl ether	ND	ug/L	0.50	0.31	1		06/08/22 12:48	108-20-3	
Ethylbenzene	ND	ug/L	0.50	0.30	1		06/08/22 12:48	100-41-4	
Hexachloro-1,3-butadiene	ND	ug/L	2.0	1.5	1		06/08/22 12:48	87-68-3	
Isopropylbenzene (Cumene)	ND	ug/L	0.50	0.33	1		06/08/22 12:48	98-82-8	
Methylene Chloride	ND	ug/L	2.0	2.0	1		06/08/22 12:48	75-09-2	
Methyl-tert-butyl ether	ND	ug/L	0.50	0.42	1		06/08/22 12:48	1634-04-4	
Naphthalene	ND	ug/L	2.0	0.64	1		06/08/22 12:48	91-20-3	
n-Propylbenzene	ND	ug/L	0.50	0.34	1		06/08/22 12:48	103-65-1	
Styrene	ND	ug/L	0.50	0.29	1		06/08/22 12:48	100-42-5	
1,1,1,2-Tetrachloroethane	ND	ug/L	0.50	0.31	1		06/08/22 12:48	630-20-6	
1,1,2,2-Tetrachloroethane	ND	ug/L	0.50	0.22	1		06/08/22 12:48	79-34-5	
Tetrachloroethene	ND	ug/L	0.50	0.29	1		06/08/22 12:48	127-18-4	
Toluene	ND	ug/L	0.50	0.48	1		06/08/22 12:48	108-88-3	
1,2,3-Trichlorobenzene	ND	ug/L	2.0	0.81	1		06/08/22 12:48	87-61-6	
1,2,4-Trichlorobenzene	ND	ug/L	2.0	0.64	1		06/08/22 12:48	120-82-1	
1,1,1-Trichloroethane	ND	ug/L	0.50	0.33	1		06/08/22 12:48	71-55-6	
1,1,2-Trichloroethane	ND	ug/L	0.50	0.32	1		06/08/22 12:48	79-00-5	
Trichloroethene	ND	ug/L	0.50	0.38	1		06/08/22 12:48	79-01-6	
Trichlorofluoromethane	ND	ug/L	1.0	0.30	1		06/08/22 12:48	75-69-4	
1,2,3-Trichloropropane	ND	ug/L	0.50	0.26	1		06/08/22 12:48	96-18-4	
1,2,4-Trimethylbenzene	ND	ug/L	0.50	0.50	1		06/08/22 12:48	95-63-6	
1,3,5-Trimethylbenzene	ND	ug/L	0.50	0.33	1		06/08/22 12:48	108-67-8	
Vinyl chloride	ND	ug/L	1.0	0.39	1		06/08/22 12:48	75-01-4	
m&p-Xylene	ND	ug/L	1.0	0.71	1		06/08/22 12:48	179601-23-1	
o-Xylene	ND	ug/L	0.50	0.34	1		06/08/22 12:48	95-47-6	
Surrogates									
1,2-Dichloroethane-d4 (S)	86	%	70-130		1		06/08/22 12:48	17060-07-0	
4-Bromofluorobenzene (S)	98	%	70-130		1		06/08/22 12:48	460-00-4	
Toluene-d8 (S)	93	%	70-130		1		06/08/22 12:48	2037-26-5	

REPORT OF LABORATORY ANALYSIS

This report shall not be reproduced, except in full,
without the written consent of Pace Analytical Services, LLC.

Pace Analytical Services, LLC
9800 Kincey Ave. Suite 100
Huntersville, NC 28078
(704)875-9092

ANALYTICAL RESULTS

Project: CPC HUNTERSVILLE
Pace Project No.: 92607872

Sample: MW-61 **Lab ID: 92607872012** Collected: 06/03/22 12:05 Received: 06/03/22 15:30 Matrix: Water

Parameters	Results	Units	Report Limit	MDL	DF	Prepared	Analyzed	CAS No.	Qual
VPH NC Water	Analytical Method: MADEP VPH Pace Analytical Services - Charlotte								
Total VPH (C5-C12)	**7120**	ug/L	125	125	2.5		06/09/22 21:48		N2
Aliphatic (C05-C08)	**4180**	ug/L	125	125	2.5		06/09/22 21:48		N2
Aliphatic(C09-C12) Adjusted	**2120**	ug/L	125	125	2.5		06/09/22 21:48		N2
Aromatic (C09-C10)	**814**	ug/L	125	125	2.5		06/09/22 21:48		N2
Surrogates									
4-Bromofluorobenzene (FID) (S)	98	%	70-130		2.5		06/09/22 21:48	460-00-4	
4-Bromofluorobenzene (PID) (S)	88	%	70-130		2.5		06/09/22 21:48	460-00-4	
6020 MET ICPMS	Analytical Method: EPA 6020B Preparation Method: EPA 3005A Pace Analytical Services - Peachtree Corners, GA								
Lead	**2.8J**	ug/L	5.0	0.89	1	06/06/22 14:13	06/08/22 02:24	7439-92-1	
6200B MSV	Analytical Method: SM 6200B Pace Analytical Services - Charlotte								
Benzene	**353**	ug/L	2.0	1.4	4		06/09/22 17:41	71-43-2	
Bromobenzene	ND	ug/L	2.0	1.2	4		06/09/22 17:41	108-86-1	
Bromochloromethane	ND	ug/L	2.0	1.9	4		06/09/22 17:41	74-97-5	
Bromodichloromethane	ND	ug/L	2.0	1.2	4		06/09/22 17:41	75-27-4	
Bromoform	ND	ug/L	2.0	1.4	4		06/09/22 17:41	75-25-2	
Bromomethane	ND	ug/L	20.0	6.6	4		06/09/22 17:41	74-83-9	
n-Butylbenzene	**8.6**	ug/L	2.0	2.0	4		06/09/22 17:41	104-51-8	
sec-Butylbenzene	ND	ug/L	2.0	1.6	4		06/09/22 17:41	135-98-8	
tert-Butylbenzene	ND	ug/L	2.0	1.3	4		06/09/22 17:41	98-06-6	
Carbon tetrachloride	ND	ug/L	2.0	1.3	4		06/09/22 17:41	56-23-5	
Chlorobenzene	ND	ug/L	2.0	1.1	4		06/09/22 17:41	108-90-7	
Chloroethane	ND	ug/L	4.0	2.6	4		06/09/22 17:41	75-00-3	
Chloroform	**3.5**	ug/L	2.0	1.7	4		06/09/22 17:41	67-66-3	
Chloromethane	ND	ug/L	4.0	2.2	4		06/09/22 17:41	74-87-3	
2-Chlorotoluene	ND	ug/L	2.0	1.3	4		06/09/22 17:41	95-49-8	
4-Chlorotoluene	ND	ug/L	2.0	1.3	4		06/09/22 17:41	106-43-4	
1,2-Dibromo-3-chloropropane	ND	ug/L	4.0	1.4	4		06/09/22 17:41	96-12-8	
Dibromochloromethane	ND	ug/L	2.0	1.4	4		06/09/22 17:41	124-48-1	
1,2-Dibromoethane (EDB)	ND	ug/L	2.0	1.1	4		06/09/22 17:41	106-93-4	
Dibromomethane	ND	ug/L	2.0	1.6	4		06/09/22 17:41	74-95-3	
1,2-Dichlorobenzene	ND	ug/L	2.0	1.4	4		06/09/22 17:41	95-50-1	
1,3-Dichlorobenzene	ND	ug/L	2.0	1.4	4		06/09/22 17:41	541-73-1	
1,4-Dichlorobenzene	ND	ug/L	2.0	1.3	4		06/09/22 17:41	106-46-7	
Dichlorodifluoromethane	ND	ug/L	2.0	1.4	4		06/09/22 17:41	75-71-8	
1,1-Dichloroethane	ND	ug/L	2.0	1.5	4		06/09/22 17:41	75-34-3	
1,2-Dichloroethane	ND	ug/L	2.0	1.3	4		06/09/22 17:41	107-06-2	
1,1-Dichloroethene	ND	ug/L	2.0	1.4	4		06/09/22 17:41	75-35-4	
cis-1,2-Dichloroethene	ND	ug/L	2.0	1.5	4		06/09/22 17:41	156-59-2	
trans-1,2-Dichloroethene	ND	ug/L	2.0	1.6	4		06/09/22 17:41	156-60-5	
1,2-Dichloropropane	ND	ug/L	2.0	1.4	4		06/09/22 17:41	78-87-5	
1,3-Dichloropropane	ND	ug/L	2.0	1.1	4		06/09/22 17:41	142-28-9	

REPORT OF LABORATORY ANALYSIS

This report shall not be reproduced, except in full,
without the written consent of Pace Analytical Services, LLC.

Pace Analytical Services, LLC
9800 Kincey Ave. Suite 100
Huntersville, NC 28078
(704)875-9092

ANALYTICAL RESULTS

Project: CPC HUNTERSVILLE
Pace Project No.: 92607872

Sample: MW-61 **Lab ID: 92607872012** Collected: 06/03/22 12:05 Received: 06/03/22 15:30 Matrix: Water

Parameters	Results	Units	Report Limit	MDL	DF	Prepared	Analyzed	CAS No.	Qual
6200B MSV	Analytical Method: SM 6200B Pace Analytical Services - Charlotte								
2,2-Dichloropropane	ND	ug/L	2.0	1.6	4		06/09/22 17:41	594-20-7	
1,1-Dichloropropene	ND	ug/L	2.0	1.7	4		06/09/22 17:41	563-58-6	
cis-1,3-Dichloropropene	ND	ug/L	2.0	1.5	4		06/09/22 17:41	10061-01-5	
trans-1,3-Dichloropropene	ND	ug/L	2.0	1.5	4		06/09/22 17:41	10061-02-6	
Diisopropyl ether	**80.7**	ug/L	2.0	1.2	4		06/09/22 17:41	108-20-3	
Ethylbenzene	**20.9**	ug/L	2.0	1.2	4		06/09/22 17:41	100-41-4	
Hexachloro-1,3-butadiene	ND	ug/L	8.0	6.1	4		06/09/22 17:41	87-68-3	
Isopropylbenzene (Cumene)	**2.7**	ug/L	2.0	1.3	4		06/09/22 17:41	98-82-8	
Methylene Chloride	**8.6**	ug/L	8.0	7.8	4		06/09/22 17:41	75-09-2	C9
Methyl-tert-butyl ether	**11.5**	ug/L	2.0	1.7	4		06/09/22 17:41	1634-04-4	
Naphthalene	**23.7**	ug/L	8.0	2.6	4		06/09/22 17:41	91-20-3	
n-Propylbenzene	**2.0**	ug/L	2.0	1.4	4		06/09/22 17:41	103-65-1	
Styrene	ND	ug/L	2.0	1.2	4		06/09/22 17:41	100-42-5	
1,1,1,2-Tetrachloroethane	ND	ug/L	2.0	1.2	4		06/09/22 17:41	630-20-6	
1,1,2,2-Tetrachloroethane	ND	ug/L	2.0	0.90	4		06/09/22 17:41	79-34-5	
Tetrachloroethene	ND	ug/L	2.0	1.2	4		06/09/22 17:41	127-18-4	
Toluene	**453**	ug/L	2.0	1.9	4		06/09/22 17:41	108-88-3	
1,2,3-Trichlorobenzene	ND	ug/L	8.0	3.2	4		06/09/22 17:41	87-61-6	
1,2,4-Trichlorobenzene	ND	ug/L	8.0	2.6	4		06/09/22 17:41	120-82-1	
1,1,1-Trichloroethane	ND	ug/L	2.0	1.3	4		06/09/22 17:41	71-55-6	
1,1,2-Trichloroethane	ND	ug/L	2.0	1.3	4		06/09/22 17:41	79-00-5	
Trichloroethene	ND	ug/L	2.0	1.5	4		06/09/22 17:41	79-01-6	
Trichlorofluoromethane	ND	ug/L	4.0	1.2	4		06/09/22 17:41	75-69-4	
1,2,3-Trichloropropane	ND	ug/L	2.0	1.0	4		06/09/22 17:41	96-18-4	
1,2,4-Trimethylbenzene	**195**	ug/L	2.0	2.0	4		06/09/22 17:41	95-63-6	
1,3,5-Trimethylbenzene	**92.7**	ug/L	2.0	1.3	4		06/09/22 17:41	108-67-8	
Vinyl chloride	ND	ug/L	4.0	1.5	4		06/09/22 17:41	75-01-4	
m&p-Xylene	**693**	ug/L	4.0	2.8	4		06/09/22 17:41	179601-23-1	
o-Xylene	**552**	ug/L	2.0	1.4	4		06/09/22 17:41	95-47-6	
Surrogates									
1,2-Dichloroethane-d4 (S)	96	%	70-130		4		06/09/22 17:41	17060-07-0	
4-Bromofluorobenzene (S)	93	%	70-130		4		06/09/22 17:41	460-00-4	
Toluene-d8 (S)	98	%	70-130		4		06/09/22 17:41	2037-26-5	

REPORT OF LABORATORY ANALYSIS

This report shall not be reproduced, except in full,
without the written consent of Pace Analytical Services, LLC.

Pace Analytical Services, LLC
9800 Kincey Ave. Suite 100
Huntersville, NC 28078
(704)875-9092

ANALYTICAL RESULTS

Project: CPC HUNTERSVILLE
Pace Project No.: 92607872

Sample: MW-25D **Lab ID: 92607872013** Collected: 06/03/22 13:00 Received: 06/03/22 15:30 Matrix: Water

Parameters	Results	Units	Report Limit	MDL	DF	Prepared	Analyzed	CAS No.	Qual
VPH NC Water	Analytical Method: MADEP VPH Pace Analytical Services - Charlotte								
Total VPH (C5-C12)	ND	ug/L	50.0	50.0	1		06/08/22 19:32		N2
Aliphatic (C05-C08)	ND	ug/L	50.0	50.0	1		06/08/22 19:32		N2
Aliphatic(C09-C12) Adjusted	ND	ug/L	50.0	50.0	1		06/08/22 19:32		N2
Aromatic (C09-C10)	ND	ug/L	50.0	50.0	1		06/08/22 19:32		N2
Surrogates									
4-Bromofluorobenzene (FID) (S)	101	%	70-130		1		06/08/22 19:32	460-00-4	
4-Bromofluorobenzene (PID) (S)	94	%	70-130		1		06/08/22 19:32	460-00-4	
6020 MET ICPMS	Analytical Method: EPA 6020B Preparation Method: EPA 3005A Pace Analytical Services - Peachtree Corners, GA								
Lead	ND	ug/L	5.0	0.89	1	06/06/22 14:13	06/08/22 02:30	7439-92-1	
6200B MSV	Analytical Method: SM 6200B Pace Analytical Services - Charlotte								
Benzene	ND	ug/L	0.50	0.34	1		06/08/22 13:06	71-43-2	
Bromobenzene	ND	ug/L	0.50	0.29	1		06/08/22 13:06	108-86-1	
Bromochloromethane	ND	ug/L	0.50	0.47	1		06/08/22 13:06	74-97-5	
Bromodichloromethane	ND	ug/L	0.50	0.31	1		06/08/22 13:06	75-27-4	
Bromoform	ND	ug/L	0.50	0.34	1		06/08/22 13:06	75-25-2	
Bromomethane	ND	ug/L	5.0	1.7	1		06/08/22 13:06	74-83-9	
n-Butylbenzene	ND	ug/L	0.50	0.49	1		06/08/22 13:06	104-51-8	
sec-Butylbenzene	ND	ug/L	0.50	0.40	1		06/08/22 13:06	135-98-8	
tert-Butylbenzene	ND	ug/L	0.50	0.32	1		06/08/22 13:06	98-06-6	
Carbon tetrachloride	ND	ug/L	0.50	0.33	1		06/08/22 13:06	56-23-5	
Chlorobenzene	ND	ug/L	0.50	0.28	1		06/08/22 13:06	108-90-7	
Chloroethane	ND	ug/L	1.0	0.65	1		06/08/22 13:06	75-00-3	
Chloroform	**0.51**	ug/L	0.50	0.43	1		06/08/22 13:06	67-66-3	
Chloromethane	ND	ug/L	1.0	0.54	1		06/08/22 13:06	74-87-3	
2-Chlorotoluene	ND	ug/L	0.50	0.32	1		06/08/22 13:06	95-49-8	
4-Chlorotoluene	ND	ug/L	0.50	0.32	1		06/08/22 13:06	106-43-4	
1,2-Dibromo-3-chloropropane	ND	ug/L	1.0	0.34	1		06/08/22 13:06	96-12-8	
Dibromochloromethane	ND	ug/L	0.50	0.36	1		06/08/22 13:06	124-48-1	
1,2-Dibromoethane (EDB)	ND	ug/L	0.50	0.27	1		06/08/22 13:06	106-93-4	
Dibromomethane	ND	ug/L	0.50	0.39	1		06/08/22 13:06	74-95-3	
1,2-Dichlorobenzene	ND	ug/L	0.50	0.34	1		06/08/22 13:06	95-50-1	
1,3-Dichlorobenzene	ND	ug/L	0.50	0.34	1		06/08/22 13:06	541-73-1	
1,4-Dichlorobenzene	ND	ug/L	0.50	0.33	1		06/08/22 13:06	106-46-7	
Dichlorodifluoromethane	ND	ug/L	0.50	0.35	1		06/08/22 13:06	75-71-8	
1,1-Dichloroethane	ND	ug/L	0.50	0.37	1		06/08/22 13:06	75-34-3	
1,2-Dichloroethane	ND	ug/L	0.50	0.32	1		06/08/22 13:06	107-06-2	
1,1-Dichloroethene	ND	ug/L	0.50	0.35	1		06/08/22 13:06	75-35-4	
cis-1,2-Dichloroethene	ND	ug/L	0.50	0.38	1		06/08/22 13:06	156-59-2	
trans-1,2-Dichloroethene	ND	ug/L	0.50	0.40	1		06/08/22 13:06	156-60-5	
1,2-Dichloropropane	ND	ug/L	0.50	0.36	1		06/08/22 13:06	78-87-5	
1,3-Dichloropropane	ND	ug/L	0.50	0.28	1		06/08/22 13:06	142-28-9	

REPORT OF LABORATORY ANALYSIS

This report shall not be reproduced, except in full,
without the written consent of Pace Analytical Services, LLC.

Pace Analytical Services, LLC
9800 Kincey Ave. Suite 100
Huntersville, NC 28078
(704)875-9092

ANALYTICAL RESULTS

Project: CPC HUNTERSVILLE
Pace Project No.: 92607872

Sample: MW-25D **Lab ID: 92607872013** Collected: 06/03/22 13:00 Received: 06/03/22 15:30 Matrix: Water

Parameters	Results	Units	Report Limit	MDL	DF	Prepared	Analyzed	CAS No.	Qual
6200B MSV	Analytical Method: SM 6200B Pace Analytical Services - Charlotte								
2,2-Dichloropropane	ND	ug/L	0.50	0.39	1		06/08/22 13:06	594-20-7	
1,1-Dichloropropene	ND	ug/L	0.50	0.43	1		06/08/22 13:06	563-58-6	
cis-1,3-Dichloropropene	ND	ug/L	0.50	0.36	1		06/08/22 13:06	10061-01-5	
trans-1,3-Dichloropropene	ND	ug/L	0.50	0.36	1		06/08/22 13:06	10061-02-6	
Diisopropyl ether	ND	ug/L	0.50	0.31	1		06/08/22 13:06	108-20-3	
Ethylbenzene	ND	ug/L	0.50	0.30	1		06/08/22 13:06	100-41-4	
Hexachloro-1,3-butadiene	ND	ug/L	2.0	1.5	1		06/08/22 13:06	87-68-3	
Isopropylbenzene (Cumene)	ND	ug/L	0.50	0.33	1		06/08/22 13:06	98-82-8	
Methylene Chloride	ND	ug/L	2.0	2.0	1		06/08/22 13:06	75-09-2	
Methyl-tert-butyl ether	ND	ug/L	0.50	0.42	1		06/08/22 13:06	1634-04-4	
Naphthalene	ND	ug/L	2.0	0.64	1		06/08/22 13:06	91-20-3	
n-Propylbenzene	ND	ug/L	0.50	0.34	1		06/08/22 13:06	103-65-1	
Styrene	ND	ug/L	0.50	0.29	1		06/08/22 13:06	100-42-5	
1,1,1,2-Tetrachloroethane	ND	ug/L	0.50	0.31	1		06/08/22 13:06	630-20-6	
1,1,2,2-Tetrachloroethane	ND	ug/L	0.50	0.22	1		06/08/22 13:06	79-34-5	
Tetrachloroethene	ND	ug/L	0.50	0.29	1		06/08/22 13:06	127-18-4	
Toluene	ND	ug/L	0.50	0.48	1		06/08/22 13:06	108-88-3	
1,2,3-Trichlorobenzene	ND	ug/L	2.0	0.81	1		06/08/22 13:06	87-61-6	
1,2,4-Trichlorobenzene	ND	ug/L	2.0	0.64	1		06/08/22 13:06	120-82-1	
1,1,1-Trichloroethane	ND	ug/L	0.50	0.33	1		06/08/22 13:06	71-55-6	
1,1,2-Trichloroethane	ND	ug/L	0.50	0.32	1		06/08/22 13:06	79-00-5	
Trichloroethene	ND	ug/L	0.50	0.38	1		06/08/22 13:06	79-01-6	
Trichlorofluoromethane	ND	ug/L	1.0	0.30	1		06/08/22 13:06	75-69-4	
1,2,3-Trichloropropane	ND	ug/L	0.50	0.26	1		06/08/22 13:06	96-18-4	
1,2,4-Trimethylbenzene	ND	ug/L	0.50	0.50	1		06/08/22 13:06	95-63-6	
1,3,5-Trimethylbenzene	ND	ug/L	0.50	0.33	1		06/08/22 13:06	108-67-8	
Vinyl chloride	ND	ug/L	1.0	0.39	1		06/08/22 13:06	75-01-4	
m&p-Xylene	ND	ug/L	1.0	0.71	1		06/08/22 13:06	179601-23-1	
o-Xylene	ND	ug/L	0.50	0.34	1		06/08/22 13:06	95-47-6	
Surrogates									
1,2-Dichloroethane-d4 (S)	85	%	70-130		1		06/08/22 13:06	17060-07-0	
4-Bromofluorobenzene (S)	97	%	70-130		1		06/08/22 13:06	460-00-4	
Toluene-d8 (S)	93	%	70-130		1		06/08/22 13:06	2037-26-5	

REPORT OF LABORATORY ANALYSIS

This report shall not be reproduced, except in full,
without the written consent of Pace Analytical Services, LLC.

Pace Analytical Services, LLC
9800 Kincey Ave. Suite 100
Huntersville, NC 28078
(704)875-9092

ANALYTICAL RESULTS

Project: CPC HUNTERSVILLE
Pace Project No.: 92607872

Sample: MW-90DD **Lab ID: 92607872014** Collected: 06/03/22 13:15 Received: 06/03/22 15:30 Matrix: Water

Parameters	Results	Units	Report Limit	MDL	DF	Prepared	Analyzed	CAS No.	Qual
VPH NC Water	Analytical Method: MADEP VPH Pace Analytical Services - Charlotte								
Total VPH (C5-C12)	ND	ug/L	50.0	50.0	1		06/08/22 20:01		N2
Aliphatic (C05-C08)	ND	ug/L	50.0	50.0	1		06/08/22 20:01		N2
Aliphatic(C09-C12) Adjusted	ND	ug/L	50.0	50.0	1		06/08/22 20:01		N2
Aromatic (C09-C10)	ND	ug/L	50.0	50.0	1		06/08/22 20:01		N2
Surrogates									
4-Bromofluorobenzene (FID) (S)	99	%	70-130		1		06/08/22 20:01	460-00-4	
4-Bromofluorobenzene (PID) (S)	93	%	70-130		1		06/08/22 20:01	460-00-4	
6020 MET ICPMS	Analytical Method: EPA 6020B Preparation Method: EPA 3005A Pace Analytical Services - Peachtree Corners, GA								
Lead	ND	ug/L	5.0	0.89	1	06/06/22 14:13	06/08/22 02:36	7439-92-1	
6200B MSV	Analytical Method: SM 6200B Pace Analytical Services - Charlotte								
Benzene	**0.38J**	ug/L	0.50	0.34	1		06/08/22 13:24	71-43-2	
Bromobenzene	ND	ug/L	0.50	0.29	1		06/08/22 13:24	108-86-1	
Bromochloromethane	ND	ug/L	0.50	0.47	1		06/08/22 13:24	74-97-5	
Bromodichloromethane	ND	ug/L	0.50	0.31	1		06/08/22 13:24	75-27-4	
Bromoform	ND	ug/L	0.50	0.34	1		06/08/22 13:24	75-25-2	
Bromomethane	ND	ug/L	5.0	1.7	1		06/08/22 13:24	74-83-9	
n-Butylbenzene	ND	ug/L	0.50	0.49	1		06/08/22 13:24	104-51-8	
sec-Butylbenzene	ND	ug/L	0.50	0.40	1		06/08/22 13:24	135-98-8	
tert-Butylbenzene	ND	ug/L	0.50	0.32	1		06/08/22 13:24	98-06-6	
Carbon tetrachloride	ND	ug/L	0.50	0.33	1		06/08/22 13:24	56-23-5	
Chlorobenzene	ND	ug/L	0.50	0.28	1		06/08/22 13:24	108-90-7	
Chloroethane	ND	ug/L	1.0	0.65	1		06/08/22 13:24	75-00-3	
Chloroform	**0.43J**	ug/L	0.50	0.43	1		06/08/22 13:24	67-66-3	
Chloromethane	ND	ug/L	1.0	0.54	1		06/08/22 13:24	74-87-3	
2-Chlorotoluene	ND	ug/L	0.50	0.32	1		06/08/22 13:24	95-49-8	
4-Chlorotoluene	ND	ug/L	0.50	0.32	1		06/08/22 13:24	106-43-4	
1,2-Dibromo-3-chloropropane	ND	ug/L	1.0	0.34	1		06/08/22 13:24	96-12-8	
Dibromochloromethane	ND	ug/L	0.50	0.36	1		06/08/22 13:24	124-48-1	
1,2-Dibromoethane (EDB)	ND	ug/L	0.50	0.27	1		06/08/22 13:24	106-93-4	
Dibromomethane	ND	ug/L	0.50	0.39	1		06/08/22 13:24	74-95-3	
1,2-Dichlorobenzene	ND	ug/L	0.50	0.34	1		06/08/22 13:24	95-50-1	
1,3-Dichlorobenzene	ND	ug/L	0.50	0.34	1		06/08/22 13:24	541-73-1	
1,4-Dichlorobenzene	ND	ug/L	0.50	0.33	1		06/08/22 13:24	106-46-7	
Dichlorodifluoromethane	ND	ug/L	0.50	0.35	1		06/08/22 13:24	75-71-8	
1,1-Dichloroethane	ND	ug/L	0.50	0.37	1		06/08/22 13:24	75-34-3	
1,2-Dichloroethane	ND	ug/L	0.50	0.32	1		06/08/22 13:24	107-06-2	
1,1-Dichloroethene	ND	ug/L	0.50	0.35	1		06/08/22 13:24	75-35-4	
cis-1,2-Dichloroethene	ND	ug/L	0.50	0.38	1		06/08/22 13:24	156-59-2	
trans-1,2-Dichloroethene	ND	ug/L	0.50	0.40	1		06/08/22 13:24	156-60-5	
1,2-Dichloropropane	ND	ug/L	0.50	0.36	1		06/08/22 13:24	78-87-5	
1,3-Dichloropropane	ND	ug/L	0.50	0.28	1		06/08/22 13:24	142-28-9	

REPORT OF LABORATORY ANALYSIS

This report shall not be reproduced, except in full,
without the written consent of Pace Analytical Services, LLC.

Pace Analytical Services, LLC
9800 Kincey Ave. Suite 100
Huntersville, NC 28078
(704)875-9092

ANALYTICAL RESULTS

Project: CPC HUNTERSVILLE
Pace Project No.: 92607872

Sample: MW-90DD **Lab ID: 92607872014** Collected: 06/03/22 13:15 Received: 06/03/22 15:30 Matrix: Water

Parameters	Results	Units	Report Limit	MDL	DF	Prepared	Analyzed	CAS No.	Qual
6200B MSV	Analytical Method: SM 6200B Pace Analytical Services - Charlotte								
2,2-Dichloropropane	ND	ug/L	0.50	0.39	1		06/08/22 13:24	594-20-7	
1,1-Dichloropropene	ND	ug/L	0.50	0.43	1		06/08/22 13:24	563-58-6	
cis-1,3-Dichloropropene	ND	ug/L	0.50	0.36	1		06/08/22 13:24	10061-01-5	
trans-1,3-Dichloropropene	ND	ug/L	0.50	0.36	1		06/08/22 13:24	10061-02-6	
Diisopropyl ether	ND	ug/L	0.50	0.31	1		06/08/22 13:24	108-20-3	
Ethylbenzene	ND	ug/L	0.50	0.30	1		06/08/22 13:24	100-41-4	
Hexachloro-1,3-butadiene	ND	ug/L	2.0	1.5	1		06/08/22 13:24	87-68-3	
Isopropylbenzene (Cumene)	ND	ug/L	0.50	0.33	1		06/08/22 13:24	98-82-8	
Methylene Chloride	ND	ug/L	2.0	2.0	1		06/08/22 13:24	75-09-2	
Methyl-tert-butyl ether	ND	ug/L	0.50	0.42	1		06/08/22 13:24	1634-04-4	
Naphthalene	ND	ug/L	2.0	0.64	1		06/08/22 13:24	91-20-3	
n-Propylbenzene	ND	ug/L	0.50	0.34	1		06/08/22 13:24	103-65-1	
Styrene	ND	ug/L	0.50	0.29	1		06/08/22 13:24	100-42-5	
1,1,1,2-Tetrachloroethane	ND	ug/L	0.50	0.31	1		06/08/22 13:24	630-20-6	
1,1,2,2-Tetrachloroethane	ND	ug/L	0.50	0.22	1		06/08/22 13:24	79-34-5	
Tetrachloroethene	ND	ug/L	0.50	0.29	1		06/08/22 13:24	127-18-4	
Toluene	**0.62**	ug/L	0.50	0.48	1		06/08/22 13:24	108-88-3	
1,2,3-Trichlorobenzene	ND	ug/L	2.0	0.81	1		06/08/22 13:24	87-61-6	
1,2,4-Trichlorobenzene	ND	ug/L	2.0	0.64	1		06/08/22 13:24	120-82-1	
1,1,1-Trichloroethane	ND	ug/L	0.50	0.33	1		06/08/22 13:24	71-55-6	
1,1,2-Trichloroethane	ND	ug/L	0.50	0.32	1		06/08/22 13:24	79-00-5	
Trichloroethene	ND	ug/L	0.50	0.38	1		06/08/22 13:24	79-01-6	
Trichlorofluoromethane	ND	ug/L	1.0	0.30	1		06/08/22 13:24	75-69-4	
1,2,3-Trichloropropane	ND	ug/L	0.50	0.26	1		06/08/22 13:24	96-18-4	
1,2,4-Trimethylbenzene	ND	ug/L	0.50	0.50	1		06/08/22 13:24	95-63-6	
1,3,5-Trimethylbenzene	ND	ug/L	0.50	0.33	1		06/08/22 13:24	108-67-8	
Vinyl chloride	ND	ug/L	1.0	0.39	1		06/08/22 13:24	75-01-4	
m&p-Xylene	ND	ug/L	1.0	0.71	1		06/08/22 13:24	179601-23-1	
o-Xylene	ND	ug/L	0.50	0.34	1		06/08/22 13:24	95-47-6	
Surrogates									
1,2-Dichloroethane-d4 (S)	87	%	70-130		1		06/08/22 13:24	17060-07-0	
4-Bromofluorobenzene (S)	99	%	70-130		1		06/08/22 13:24	460-00-4	
Toluene-d8 (S)	95	%	70-130		1		06/08/22 13:24	2037-26-5	

REPORT OF LABORATORY ANALYSIS

This report shall not be reproduced, except in full,
without the written consent of Pace Analytical Services, LLC.

Pace Analytical Services, LLC
9800 Kincey Ave. Suite 100
Huntersville, NC 28078
(704)875-9092

ANALYTICAL RESULTS

Project: CPC HUNTERSVILLE
Pace Project No.: 92607872

Sample: MW-55 **Lab ID: 92607872015** Collected: 06/03/22 13:15 Received: 06/03/22 15:30 Matrix: Water

Parameters	Results	Units	Report Limit	MDL	DF	Prepared	Analyzed	CAS No.	Qual
VPH NC Water	Analytical Method: MADEP VPH Pace Analytical Services - Charlotte								
Total VPH (C5-C12)	**26900**	ug/L	500	500	10		06/09/22 22:17		N2
Aliphatic (C05-C08)	**11600**	ug/L	500	500	10		06/09/22 22:17		N2
Aliphatic(C09-C12) Adjusted	**10900**	ug/L	500	500	10		06/09/22 22:17		N2
Aromatic (C09-C10)	**4390**	ug/L	500	500	10		06/09/22 22:17		N2
Surrogates									
4-Bromofluorobenzene (FID) (S)	99	%	70-130		10		06/09/22 22:17	460-00-4	
4-Bromofluorobenzene (PID) (S)	87	%	70-130		10		06/09/22 22:17	460-00-4	
6020 MET ICPMS	Analytical Method: EPA 6020B Preparation Method: EPA 3005A Pace Analytical Services - Peachtree Corners, GA								
Lead	**3.9J**	ug/L	5.0	0.89	1	06/06/22 14:13	06/08/22 02:42	7439-92-1	
6200B MSV	Analytical Method: SM 6200B Pace Analytical Services - Charlotte								
Benzene	**133**	ug/L	6.2	4.3	12.5		06/09/22 19:50	71-43-2	
Bromobenzene	ND	ug/L	6.2	3.6	12.5		06/09/22 19:50	108-86-1	
Bromochloromethane	ND	ug/L	6.2	5.8	12.5		06/09/22 19:50	74-97-5	
Bromodichloromethane	ND	ug/L	6.2	3.8	12.5		06/09/22 19:50	75-27-4	
Bromoform	ND	ug/L	6.2	4.3	12.5		06/09/22 19:50	75-25-2	
Bromomethane	ND	ug/L	62.5	20.8	12.5		06/09/22 19:50	74-83-9	
n-Butylbenzene	**37.0**	ug/L	6.2	6.1	12.5		06/09/22 19:50	104-51-8	
sec-Butylbenzene	ND	ug/L	6.2	5.0	12.5		06/09/22 19:50	135-98-8	
tert-Butylbenzene	ND	ug/L	6.2	4.0	12.5		06/09/22 19:50	98-06-6	
Carbon tetrachloride	ND	ug/L	6.2	4.2	12.5		06/09/22 19:50	56-23-5	
Chlorobenzene	ND	ug/L	6.2	3.6	12.5		06/09/22 19:50	108-90-7	
Chloroethane	ND	ug/L	12.5	8.1	12.5		06/09/22 19:50	75-00-3	
Chloroform	ND	ug/L	6.2	5.4	12.5		06/09/22 19:50	67-66-3	
Chloromethane	ND	ug/L	12.5	6.8	12.5		06/09/22 19:50	74-87-3	
2-Chlorotoluene	ND	ug/L	6.2	4.0	12.5		06/09/22 19:50	95-49-8	
4-Chlorotoluene	ND	ug/L	6.2	4.0	12.5		06/09/22 19:50	106-43-4	
1,2-Dibromo-3-chloropropane	ND	ug/L	12.5	4.2	12.5		06/09/22 19:50	96-12-8	
Dibromochloromethane	ND	ug/L	6.2	4.5	12.5		06/09/22 19:50	124-48-1	
1,2-Dibromoethane (EDB)	ND	ug/L	6.2	3.4	12.5		06/09/22 19:50	106-93-4	
Dibromomethane	ND	ug/L	6.2	4.9	12.5		06/09/22 19:50	74-95-3	
1,2-Dichlorobenzene	ND	ug/L	6.2	4.2	12.5		06/09/22 19:50	95-50-1	
1,3-Dichlorobenzene	ND	ug/L	6.2	4.2	12.5		06/09/22 19:50	541-73-1	
1,4-Dichlorobenzene	ND	ug/L	6.2	4.2	12.5		06/09/22 19:50	106-46-7	
Dichlorodifluoromethane	ND	ug/L	6.2	4.3	12.5		06/09/22 19:50	75-71-8	
1,1-Dichloroethane	ND	ug/L	6.2	4.6	12.5		06/09/22 19:50	75-34-3	
1,2-Dichloroethane	ND	ug/L	6.2	4.0	12.5		06/09/22 19:50	107-06-2	
1,1-Dichloroethene	ND	ug/L	6.2	4.4	12.5		06/09/22 19:50	75-35-4	
cis-1,2-Dichloroethene	ND	ug/L	6.2	4.8	12.5		06/09/22 19:50	156-59-2	
trans-1,2-Dichloroethene	ND	ug/L	6.2	5.0	12.5		06/09/22 19:50	156-60-5	
1,2-Dichloropropane	ND	ug/L	6.2	4.4	12.5		06/09/22 19:50	78-87-5	
1,3-Dichloropropane	ND	ug/L	6.2	3.6	12.5		06/09/22 19:50	142-28-9	

REPORT OF LABORATORY ANALYSIS

This report shall not be reproduced, except in full,
without the written consent of Pace Analytical Services, LLC.

Pace Analytical Services, LLC
9800 Kincey Ave. Suite 100
Huntersville, NC 28078
(704)875-9092

ANALYTICAL RESULTS

Project: CPC HUNTERSVILLE
Pace Project No.: 92607872

Sample: MW-55 **Lab ID: 92607872015** Collected: 06/03/22 13:15 Received: 06/03/22 15:30 Matrix: Water

Parameters	Results	Units	Report Limit	MDL	DF	Prepared	Analyzed	CAS No.	Qual
6200B MSV	Analytical Method: SM 6200B Pace Analytical Services - Charlotte								
2,2-Dichloropropane	ND	ug/L	6.2	4.8	12.5		06/09/22 19:50	594-20-7	
1,1-Dichloropropene	ND	ug/L	6.2	5.3	12.5		06/09/22 19:50	563-58-6	
cis-1,3-Dichloropropene	ND	ug/L	6.2	4.6	12.5		06/09/22 19:50	10061-01-5	
trans-1,3-Dichloropropene	ND	ug/L	6.2	4.5	12.5		06/09/22 19:50	10061-02-6	
Diisopropyl ether	**37.4**	ug/L	6.2	3.8	12.5		06/09/22 19:50	108-20-3	
Ethylbenzene	**83.2**	ug/L	6.2	3.8	12.5		06/09/22 19:50	100-41-4	
Hexachloro-1,3-butadiene	ND	ug/L	25.0	19.1	12.5		06/09/22 19:50	87-68-3	
Isopropylbenzene (Cumene)	**20.8**	ug/L	6.2	4.2	12.5		06/09/22 19:50	98-82-8	
Methylene Chloride	ND	ug/L	25.0	24.4	12.5		06/09/22 19:50	75-09-2	
Methyl-tert-butyl ether	**6.5**	ug/L	6.2	5.3	12.5		06/09/22 19:50	1634-04-4	
Naphthalene	**75.5**	ug/L	25.0	8.1	12.5		06/09/22 19:50	91-20-3	
n-Propylbenzene	**25.9**	ug/L	6.2	4.2	12.5		06/09/22 19:50	103-65-1	
Styrene	ND	ug/L	6.2	3.6	12.5		06/09/22 19:50	100-42-5	
1,1,1,2-Tetrachloroethane	ND	ug/L	6.2	3.9	12.5		06/09/22 19:50	630-20-6	
1,1,2,2-Tetrachloroethane	ND	ug/L	6.2	2.8	12.5		06/09/22 19:50	79-34-5	
Tetrachloroethene	ND	ug/L	6.2	3.6	12.5		06/09/22 19:50	127-18-4	
Toluene	**698**	ug/L	6.2	6.1	12.5		06/09/22 19:50	108-88-3	
1,2,3-Trichlorobenzene	ND	ug/L	25.0	10.1	12.5		06/09/22 19:50	87-61-6	
1,2,4-Trichlorobenzene	ND	ug/L	25.0	8.0	12.5		06/09/22 19:50	120-82-1	
1,1,1-Trichloroethane	ND	ug/L	6.2	4.2	12.5		06/09/22 19:50	71-55-6	
1,1,2-Trichloroethane	ND	ug/L	6.2	4.1	12.5		06/09/22 19:50	79-00-5	
Trichloroethene	ND	ug/L	6.2	4.8	12.5		06/09/22 19:50	79-01-6	
Trichlorofluoromethane	ND	ug/L	12.5	3.7	12.5		06/09/22 19:50	75-69-4	
1,2,3-Trichloropropane	ND	ug/L	6.2	3.3	12.5		06/09/22 19:50	96-18-4	
1,2,4-Trimethylbenzene	**1380**	ug/L	6.2	6.2	12.5		06/09/22 19:50	95-63-6	
1,3,5-Trimethylbenzene	**382**	ug/L	6.2	4.2	12.5		06/09/22 19:50	108-67-8	
Vinyl chloride	ND	ug/L	12.5	4.8	12.5		06/09/22 19:50	75-01-4	
m&p-Xylene	**3820**	ug/L	12.5	8.9	12.5		06/09/22 19:50	179601-23-1	
o-Xylene	**2020**	ug/L	6.2	4.2	12.5		06/09/22 19:50	95-47-6	
Surrogates									
1,2-Dichloroethane-d4 (S)	96	%	70-130		12.5		06/09/22 19:50	17060-07-0	
4-Bromofluorobenzene (S)	93	%	70-130		12.5		06/09/22 19:50	460-00-4	
Toluene-d8 (S)	98	%	70-130		12.5		06/09/22 19:50	2037-26-5	

REPORT OF LABORATORY ANALYSIS

This report shall not be reproduced, except in full,
without the written consent of Pace Analytical Services, LLC.

Pace Analytical Services, LLC
9800 Kincey Ave. Suite 100
Huntersville, NC 28078
(704)875-9092

ANALYTICAL RESULTS

Project: CPC HUNTERSVILLE
Pace Project No.: 92607872

Sample: MW-91DD **Lab ID: 92607872016** Collected: 06/03/22 14:15 Received: 06/03/22 15:30 Matrix: Water

Parameters	Results	Units	Report Limit	MDL	DF	Prepared	Analyzed	CAS No.	Qual
VPH NC Water	Analytical Method: MADEP VPH Pace Analytical Services - Charlotte								
Total VPH (C5-C12)	ND	ug/L	50.0	50.0	1		06/08/22 20:59		N2
Aliphatic (C05-C08)	ND	ug/L	50.0	50.0	1		06/08/22 20:59		N2
Aliphatic(C09-C12) Adjusted	ND	ug/L	50.0	50.0	1		06/08/22 20:59		N2
Aromatic (C09-C10)	ND	ug/L	50.0	50.0	1		06/08/22 20:59		N2
Surrogates									
4-Bromofluorobenzene (FID) (S)	100	%	70-130		1		06/08/22 20:59	460-00-4	
4-Bromofluorobenzene (PID) (S)	93	%	70-130		1		06/08/22 20:59	460-00-4	
6020 MET ICPMS	Analytical Method: EPA 6020B Preparation Method: EPA 3005A Pace Analytical Services - Peachtree Corners, GA								
Lead	ND	ug/L	5.0	0.89	1	06/06/22 14:13	06/08/22 03:00	7439-92-1	
6200B MSV	Analytical Method: SM 6200B Pace Analytical Services - Charlotte								
Benzene	ND	ug/L	0.50	0.34	1		06/08/22 13:43	71-43-2	
Bromobenzene	ND	ug/L	0.50	0.29	1		06/08/22 13:43	108-86-1	
Bromochloromethane	ND	ug/L	0.50	0.47	1		06/08/22 13:43	74-97-5	
Bromodichloromethane	ND	ug/L	0.50	0.31	1		06/08/22 13:43	75-27-4	
Bromoform	ND	ug/L	0.50	0.34	1		06/08/22 13:43	75-25-2	
Bromomethane	ND	ug/L	5.0	1.7	1		06/08/22 13:43	74-83-9	
n-Butylbenzene	ND	ug/L	0.50	0.49	1		06/08/22 13:43	104-51-8	
sec-Butylbenzene	ND	ug/L	0.50	0.40	1		06/08/22 13:43	135-98-8	
tert-Butylbenzene	ND	ug/L	0.50	0.32	1		06/08/22 13:43	98-06-6	
Carbon tetrachloride	ND	ug/L	0.50	0.33	1		06/08/22 13:43	56-23-5	
Chlorobenzene	ND	ug/L	0.50	0.28	1		06/08/22 13:43	108-90-7	
Chloroethane	ND	ug/L	1.0	0.65	1		06/08/22 13:43	75-00-3	
Chloroform	ND	ug/L	0.50	0.43	1		06/08/22 13:43	67-66-3	
Chloromethane	ND	ug/L	1.0	0.54	1		06/08/22 13:43	74-87-3	
2-Chlorotoluene	ND	ug/L	0.50	0.32	1		06/08/22 13:43	95-49-8	
4-Chlorotoluene	ND	ug/L	0.50	0.32	1		06/08/22 13:43	106-43-4	
1,2-Dibromo-3-chloropropane	ND	ug/L	1.0	0.34	1		06/08/22 13:43	96-12-8	
Dibromochloromethane	ND	ug/L	0.50	0.36	1		06/08/22 13:43	124-48-1	
1,2-Dibromoethane (EDB)	ND	ug/L	0.50	0.27	1		06/08/22 13:43	106-93-4	
Dibromomethane	ND	ug/L	0.50	0.39	1		06/08/22 13:43	74-95-3	
1,2-Dichlorobenzene	ND	ug/L	0.50	0.34	1		06/08/22 13:43	95-50-1	
1,3-Dichlorobenzene	ND	ug/L	0.50	0.34	1		06/08/22 13:43	541-73-1	
1,4-Dichlorobenzene	ND	ug/L	0.50	0.33	1		06/08/22 13:43	106-46-7	
Dichlorodifluoromethane	ND	ug/L	0.50	0.35	1		06/08/22 13:43	75-71-8	
1,1-Dichloroethane	ND	ug/L	0.50	0.37	1		06/08/22 13:43	75-34-3	
1,2-Dichloroethane	ND	ug/L	0.50	0.32	1		06/08/22 13:43	107-06-2	
1,1-Dichloroethene	ND	ug/L	0.50	0.35	1		06/08/22 13:43	75-35-4	
cis-1,2-Dichloroethene	ND	ug/L	0.50	0.38	1		06/08/22 13:43	156-59-2	
trans-1,2-Dichloroethene	ND	ug/L	0.50	0.40	1		06/08/22 13:43	156-60-5	
1,2-Dichloropropane	ND	ug/L	0.50	0.36	1		06/08/22 13:43	78-87-5	
1,3-Dichloropropane	ND	ug/L	0.50	0.28	1		06/08/22 13:43	142-28-9	

REPORT OF LABORATORY ANALYSIS

This report shall not be reproduced, except in full,
without the written consent of Pace Analytical Services, LLC.

Pace Analytical Services, LLC
9800 Kincey Ave. Suite 100
Huntersville, NC 28078
(704)875-9092

ANALYTICAL RESULTS

Project: CPC HUNTERSVILLE
Pace Project No.: 92607872

Sample: MW-91DD **Lab ID: 92607872016** Collected: 06/03/22 14:15 Received: 06/03/22 15:30 Matrix: Water

Parameters	Results	Units	Report Limit	MDL	DF	Prepared	Analyzed	CAS No.	Qual
6200B MSV	Analytical Method: SM 6200B Pace Analytical Services - Charlotte								
2,2-Dichloropropane	ND	ug/L	0.50	0.39	1		06/08/22 13:43	594-20-7	
1,1-Dichloropropene	ND	ug/L	0.50	0.43	1		06/08/22 13:43	563-58-6	
cis-1,3-Dichloropropene	ND	ug/L	0.50	0.36	1		06/08/22 13:43	10061-01-5	
trans-1,3-Dichloropropene	ND	ug/L	0.50	0.36	1		06/08/22 13:43	10061-02-6	
Diisopropyl ether	ND	ug/L	0.50	0.31	1		06/08/22 13:43	108-20-3	
Ethylbenzene	ND	ug/L	0.50	0.30	1		06/08/22 13:43	100-41-4	
Hexachloro-1,3-butadiene	ND	ug/L	2.0	1.5	1		06/08/22 13:43	87-68-3	
Isopropylbenzene (Cumene)	ND	ug/L	0.50	0.33	1		06/08/22 13:43	98-82-8	
Methylene Chloride	ND	ug/L	2.0	2.0	1		06/08/22 13:43	75-09-2	
Methyl-tert-butyl ether	ND	ug/L	0.50	0.42	1		06/08/22 13:43	1634-04-4	
Naphthalene	ND	ug/L	2.0	0.64	1		06/08/22 13:43	91-20-3	
n-Propylbenzene	ND	ug/L	0.50	0.34	1		06/08/22 13:43	103-65-1	
Styrene	ND	ug/L	0.50	0.29	1		06/08/22 13:43	100-42-5	
1,1,1,2-Tetrachloroethane	ND	ug/L	0.50	0.31	1		06/08/22 13:43	630-20-6	
1,1,2,2-Tetrachloroethane	ND	ug/L	0.50	0.22	1		06/08/22 13:43	79-34-5	
Tetrachloroethene	ND	ug/L	0.50	0.29	1		06/08/22 13:43	127-18-4	
Toluene	ND	ug/L	0.50	0.48	1		06/08/22 13:43	108-88-3	
1,2,3-Trichlorobenzene	ND	ug/L	2.0	0.81	1		06/08/22 13:43	87-61-6	
1,2,4-Trichlorobenzene	ND	ug/L	2.0	0.64	1		06/08/22 13:43	120-82-1	
1,1,1-Trichloroethane	ND	ug/L	0.50	0.33	1		06/08/22 13:43	71-55-6	
1,1,2-Trichloroethane	ND	ug/L	0.50	0.32	1		06/08/22 13:43	79-00-5	
Trichloroethene	ND	ug/L	0.50	0.38	1		06/08/22 13:43	79-01-6	
Trichlorofluoromethane	ND	ug/L	1.0	0.30	1		06/08/22 13:43	75-69-4	
1,2,3-Trichloropropane	ND	ug/L	0.50	0.26	1		06/08/22 13:43	96-18-4	
1,2,4-Trimethylbenzene	ND	ug/L	0.50	0.50	1		06/08/22 13:43	95-63-6	
1,3,5-Trimethylbenzene	ND	ug/L	0.50	0.33	1		06/08/22 13:43	108-67-8	
Vinyl chloride	ND	ug/L	1.0	0.39	1		06/08/22 13:43	75-01-4	
m&p-Xylene	ND	ug/L	1.0	0.71	1		06/08/22 13:43	179601-23-1	
o-Xylene	ND	ug/L	0.50	0.34	1		06/08/22 13:43	95-47-6	
Surrogates									
1,2-Dichloroethane-d4 (S)	87	%	70-130		1		06/08/22 13:43	17060-07-0	
4-Bromofluorobenzene (S)	97	%	70-130		1		06/08/22 13:43	460-00-4	
Toluene-d8 (S)	94	%	70-130		1		06/08/22 13:43	2037-26-5	

REPORT OF LABORATORY ANALYSIS

This report shall not be reproduced, except in full,
without the written consent of Pace Analytical Services, LLC.

Pace Analytical Services, LLC
9800 Kincey Ave. Suite 100
Huntersville, NC 28078
(704)875-9092

ANALYTICAL RESULTS

Project: CPC HUNTERSVILLE
Pace Project No.: 92607872

Sample: FB-2-20220603 **Lab ID: 92607872017** Collected: 06/03/22 12:45 Received: 06/03/22 15:30 Matrix: Water

Parameters	Results	Units	Report Limit	MDL	DF	Prepared	Analyzed	CAS No.	Qual
VPH NC Water	Analytical Method: MADEP VPH Pace Analytical Services - Charlotte								
Total VPH (C5-C12)	ND	ug/L	50.0	50.0	1		06/08/22 21:28		N2
Aliphatic (C05-C08)	ND	ug/L	50.0	50.0	1		06/08/22 21:28		N2
Aliphatic(C09-C12) Adjusted	ND	ug/L	50.0	50.0	1		06/08/22 21:28		N2
Aromatic (C09-C10)	ND	ug/L	50.0	50.0	1		06/08/22 21:28		N2
Surrogates									
4-Bromofluorobenzene (FID) (S)	98	%	70-130		1		06/08/22 21:28	460-00-4	
4-Bromofluorobenzene (PID) (S)	91	%	70-130		1		06/08/22 21:28	460-00-4	
6200B MSV	Analytical Method: SM 6200B Pace Analytical Services - Charlotte								
Benzene	ND	ug/L	0.50	0.34	1		06/08/22 10:43	71-43-2	
Bromobenzene	ND	ug/L	0.50	0.29	1		06/08/22 10:43	108-86-1	
Bromochloromethane	ND	ug/L	0.50	0.47	1		06/08/22 10:43	74-97-5	
Bromodichloromethane	ND	ug/L	0.50	0.31	1		06/08/22 10:43	75-27-4	
Bromoform	ND	ug/L	0.50	0.34	1		06/08/22 10:43	75-25-2	
Bromomethane	ND	ug/L	5.0	1.7	1		06/08/22 10:43	74-83-9	
n-Butylbenzene	ND	ug/L	0.50	0.49	1		06/08/22 10:43	104-51-8	
sec-Butylbenzene	ND	ug/L	0.50	0.40	1		06/08/22 10:43	135-98-8	
tert-Butylbenzene	ND	ug/L	0.50	0.32	1		06/08/22 10:43	98-06-6	
Carbon tetrachloride	ND	ug/L	0.50	0.33	1		06/08/22 10:43	56-23-5	
Chlorobenzene	ND	ug/L	0.50	0.28	1		06/08/22 10:43	108-90-7	
Chloroethane	ND	ug/L	1.0	0.65	1		06/08/22 10:43	75-00-3	
Chloroform	ND	ug/L	0.50	0.43	1		06/08/22 10:43	67-66-3	
Chloromethane	ND	ug/L	1.0	0.54	1		06/08/22 10:43	74-87-3	
2-Chlorotoluene	ND	ug/L	0.50	0.32	1		06/08/22 10:43	95-49-8	
4-Chlorotoluene	ND	ug/L	0.50	0.32	1		06/08/22 10:43	106-43-4	
1,2-Dibromo-3-chloropropane	ND	ug/L	1.0	0.34	1		06/08/22 10:43	96-12-8	
Dibromochloromethane	ND	ug/L	0.50	0.36	1		06/08/22 10:43	124-48-1	
1,2-Dibromoethane (EDB)	ND	ug/L	0.50	0.27	1		06/08/22 10:43	106-93-4	
Dibromomethane	ND	ug/L	0.50	0.39	1		06/08/22 10:43	74-95-3	
1,2-Dichlorobenzene	ND	ug/L	0.50	0.34	1		06/08/22 10:43	95-50-1	
1,3-Dichlorobenzene	ND	ug/L	0.50	0.34	1		06/08/22 10:43	541-73-1	
1,4-Dichlorobenzene	ND	ug/L	0.50	0.33	1		06/08/22 10:43	106-46-7	
Dichlorodifluoromethane	ND	ug/L	0.50	0.35	1		06/08/22 10:43	75-71-8	
1,1-Dichloroethane	ND	ug/L	0.50	0.37	1		06/08/22 10:43	75-34-3	
1,2-Dichloroethane	ND	ug/L	0.50	0.32	1		06/08/22 10:43	107-06-2	
1,1-Dichloroethene	ND	ug/L	0.50	0.35	1		06/08/22 10:43	75-35-4	
cis-1,2-Dichloroethene	ND	ug/L	0.50	0.38	1		06/08/22 10:43	156-59-2	
trans-1,2-Dichloroethene	ND	ug/L	0.50	0.40	1		06/08/22 10:43	156-60-5	
1,2-Dichloropropane	ND	ug/L	0.50	0.36	1		06/08/22 10:43	78-87-5	
1,3-Dichloropropane	ND	ug/L	0.50	0.28	1		06/08/22 10:43	142-28-9	
2,2-Dichloropropane	ND	ug/L	0.50	0.39	1		06/08/22 10:43	594-20-7	
1,1-Dichloropropene	ND	ug/L	0.50	0.43	1		06/08/22 10:43	563-58-6	
cis-1,3-Dichloropropene	ND	ug/L	0.50	0.36	1		06/08/22 10:43	10061-01-5	
trans-1,3-Dichloropropene	ND	ug/L	0.50	0.36	1		06/08/22 10:43	10061-02-6	

REPORT OF LABORATORY ANALYSIS

This report shall not be reproduced, except in full,
without the written consent of Pace Analytical Services, LLC.

Pace Analytical Services, LLC
9800 Kincey Ave. Suite 100
Huntersville, NC 28078
(704)875-9092

ANALYTICAL RESULTS

Project: CPC HUNTERSVILLE
Pace Project No.: 92607872

Sample: FB-2-20220603 **Lab ID: 92607872017** Collected: 06/03/22 12:45 Received: 06/03/22 15:30 Matrix: Water

Parameters	Results	Units	Report Limit	MDL	DF	Prepared	Analyzed	CAS No.	Qual
6200B MSV	Analytical Method: SM 6200B Pace Analytical Services - Charlotte								
Diisopropyl ether	ND	ug/L	0.50	0.31	1		06/08/22 10:43	108-20-3	
Ethylbenzene	ND	ug/L	0.50	0.30	1		06/08/22 10:43	100-41-4	
Hexachloro-1,3-butadiene	ND	ug/L	2.0	1.5	1		06/08/22 10:43	87-68-3	
Isopropylbenzene (Cumene)	ND	ug/L	0.50	0.33	1		06/08/22 10:43	98-82-8	
Methylene Chloride	**5.5**	ug/L	2.0	2.0	1		06/08/22 10:43	75-09-2	C0,C9
Methyl-tert-butyl ether	ND	ug/L	0.50	0.42	1		06/08/22 10:43	1634-04-4	
Naphthalene	ND	ug/L	2.0	0.64	1		06/08/22 10:43	91-20-3	
n-Propylbenzene	ND	ug/L	0.50	0.34	1		06/08/22 10:43	103-65-1	
Styrene	ND	ug/L	0.50	0.29	1		06/08/22 10:43	100-42-5	
1,1,1,2-Tetrachloroethane	ND	ug/L	0.50	0.31	1		06/08/22 10:43	630-20-6	
1,1,2,2-Tetrachloroethane	ND	ug/L	0.50	0.22	1		06/08/22 10:43	79-34-5	
Tetrachloroethene	ND	ug/L	0.50	0.29	1		06/08/22 10:43	127-18-4	
Toluene	ND	ug/L	0.50	0.48	1		06/08/22 10:43	108-88-3	
1,2,3-Trichlorobenzene	ND	ug/L	2.0	0.81	1		06/08/22 10:43	87-61-6	
1,2,4-Trichlorobenzene	ND	ug/L	2.0	0.64	1		06/08/22 10:43	120-82-1	
1,1,1-Trichloroethane	ND	ug/L	0.50	0.33	1		06/08/22 10:43	71-55-6	
1,1,2-Trichloroethane	ND	ug/L	0.50	0.32	1		06/08/22 10:43	79-00-5	
Trichloroethene	ND	ug/L	0.50	0.38	1		06/08/22 10:43	79-01-6	
Trichlorofluoromethane	ND	ug/L	1.0	0.30	1		06/08/22 10:43	75-69-4	
1,2,3-Trichloropropane	ND	ug/L	0.50	0.26	1		06/08/22 10:43	96-18-4	
1,2,4-Trimethylbenzene	ND	ug/L	0.50	0.50	1		06/08/22 10:43	95-63-6	
1,3,5-Trimethylbenzene	ND	ug/L	0.50	0.33	1		06/08/22 10:43	108-67-8	
Vinyl chloride	ND	ug/L	1.0	0.39	1		06/08/22 10:43	75-01-4	
m&p-Xylene	ND	ug/L	1.0	0.71	1		06/08/22 10:43	179601-23-1	
o-Xylene	ND	ug/L	0.50	0.34	1		06/08/22 10:43	95-47-6	
Surrogates									
1,2-Dichloroethane-d4 (S)	101	%	70-130		1		06/08/22 10:43	17060-07-0	
4-Bromofluorobenzene (S)	95	%	70-130		1		06/08/22 10:43	460-00-4	
Toluene-d8 (S)	98	%	70-130		1		06/08/22 10:43	2037-26-5	

REPORT OF LABORATORY ANALYSIS

This report shall not be reproduced, except in full,
without the written consent of Pace Analytical Services, LLC.

Pace Analytical Services, LLC
9800 Kincey Ave. Suite 100
Huntersville, NC 28078
(704)875-9092

ANALYTICAL RESULTS

Project: CPC HUNTERSVILLE
Pace Project No.: 92607872

Sample: FB-1-20220603 **Lab ID: 92607872018** Collected: 06/03/22 12:30 Received: 06/03/22 15:30 Matrix: Water

Parameters	Results	Units	Report Limit	MDL	DF	Prepared	Analyzed	CAS No.	Qual
VPH NC Water	Analytical Method: MADEP VPH Pace Analytical Services - Charlotte								
Total VPH (C5-C12)	ND	ug/L	50.0	50.0	1		06/08/22 21:56		N2
Aliphatic (C05-C08)	ND	ug/L	50.0	50.0	1		06/08/22 21:56		N2
Aliphatic(C09-C12) Adjusted	ND	ug/L	50.0	50.0	1		06/08/22 21:56		N2
Aromatic (C09-C10)	ND	ug/L	50.0	50.0	1		06/08/22 21:56		N2
Surrogates									
4-Bromofluorobenzene (FID) (S)	99	%	70-130		1		06/08/22 21:56	460-00-4	
4-Bromofluorobenzene (PID) (S)	91	%	70-130		1		06/08/22 21:56	460-00-4	
6200B MSV	Analytical Method: SM 6200B Pace Analytical Services - Charlotte								
Benzene	ND	ug/L	0.50	0.34	1		06/08/22 11:02	71-43-2	
Bromobenzene	ND	ug/L	0.50	0.29	1		06/08/22 11:02	108-86-1	
Bromochloromethane	ND	ug/L	0.50	0.47	1		06/08/22 11:02	74-97-5	
Bromodichloromethane	ND	ug/L	0.50	0.31	1		06/08/22 11:02	75-27-4	
Bromoform	ND	ug/L	0.50	0.34	1		06/08/22 11:02	75-25-2	
Bromomethane	ND	ug/L	5.0	1.7	1		06/08/22 11:02	74-83-9	
n-Butylbenzene	ND	ug/L	0.50	0.49	1		06/08/22 11:02	104-51-8	
sec-Butylbenzene	ND	ug/L	0.50	0.40	1		06/08/22 11:02	135-98-8	
tert-Butylbenzene	ND	ug/L	0.50	0.32	1		06/08/22 11:02	98-06-6	
Carbon tetrachloride	ND	ug/L	0.50	0.33	1		06/08/22 11:02	56-23-5	
Chlorobenzene	ND	ug/L	0.50	0.28	1		06/08/22 11:02	108-90-7	
Chloroethane	ND	ug/L	1.0	0.65	1		06/08/22 11:02	75-00-3	
Chloroform	ND	ug/L	0.50	0.43	1		06/08/22 11:02	67-66-3	
Chloromethane	ND	ug/L	1.0	0.54	1		06/08/22 11:02	74-87-3	
2-Chlorotoluene	ND	ug/L	0.50	0.32	1		06/08/22 11:02	95-49-8	
4-Chlorotoluene	ND	ug/L	0.50	0.32	1		06/08/22 11:02	106-43-4	
1,2-Dibromo-3-chloropropane	ND	ug/L	1.0	0.34	1		06/08/22 11:02	96-12-8	
Dibromochloromethane	ND	ug/L	0.50	0.36	1		06/08/22 11:02	124-48-1	
1,2-Dibromoethane (EDB)	ND	ug/L	0.50	0.27	1		06/08/22 11:02	106-93-4	
Dibromomethane	ND	ug/L	0.50	0.39	1		06/08/22 11:02	74-95-3	
1,2-Dichlorobenzene	ND	ug/L	0.50	0.34	1		06/08/22 11:02	95-50-1	
1,3-Dichlorobenzene	ND	ug/L	0.50	0.34	1		06/08/22 11:02	541-73-1	
1,4-Dichlorobenzene	ND	ug/L	0.50	0.33	1		06/08/22 11:02	106-46-7	
Dichlorodifluoromethane	ND	ug/L	0.50	0.35	1		06/08/22 11:02	75-71-8	
1,1-Dichloroethane	ND	ug/L	0.50	0.37	1		06/08/22 11:02	75-34-3	
1,2-Dichloroethane	ND	ug/L	0.50	0.32	1		06/08/22 11:02	107-06-2	
1,1-Dichloroethene	ND	ug/L	0.50	0.35	1		06/08/22 11:02	75-35-4	
cis-1,2-Dichloroethene	ND	ug/L	0.50	0.38	1		06/08/22 11:02	156-59-2	
trans-1,2-Dichloroethene	ND	ug/L	0.50	0.40	1		06/08/22 11:02	156-60-5	
1,2-Dichloropropane	ND	ug/L	0.50	0.36	1		06/08/22 11:02	78-87-5	
1,3-Dichloropropane	ND	ug/L	0.50	0.28	1		06/08/22 11:02	142-28-9	
2,2-Dichloropropane	ND	ug/L	0.50	0.39	1		06/08/22 11:02	594-20-7	
1,1-Dichloropropene	ND	ug/L	0.50	0.43	1		06/08/22 11:02	563-58-6	
cis-1,3-Dichloropropene	ND	ug/L	0.50	0.36	1		06/08/22 11:02	10061-01-5	
trans-1,3-Dichloropropene	ND	ug/L	0.50	0.36	1		06/08/22 11:02	10061-02-6	

REPORT OF LABORATORY ANALYSIS

This report shall not be reproduced, except in full,
without the written consent of Pace Analytical Services, LLC.

Pace Analytical Services, LLC
9800 Kincey Ave. Suite 100
Huntersville, NC 28078
(704)875-9092

ANALYTICAL RESULTS

Project: CPC HUNTERSVILLE
Pace Project No.: 92607872

Sample: FB-1-20220603 **Lab ID: 92607872018** Collected: 06/03/22 12:30 Received: 06/03/22 15:30 Matrix: Water

Parameters	Results	Units	Report Limit	MDL	DF	Prepared	Analyzed	CAS No.	Qual
6200B MSV	Analytical Method: SM 6200B Pace Analytical Services - Charlotte								
Diisopropyl ether	ND	ug/L	0.50	0.31	1		06/08/22 11:02	108-20-3	
Ethylbenzene	ND	ug/L	0.50	0.30	1		06/08/22 11:02	100-41-4	
Hexachloro-1,3-butadiene	ND	ug/L	2.0	1.5	1		06/08/22 11:02	87-68-3	
Isopropylbenzene (Cumene)	ND	ug/L	0.50	0.33	1		06/08/22 11:02	98-82-8	
Methylene Chloride	**5.3**	ug/L	2.0	2.0	1		06/08/22 11:02	75-09-2	C0,C9
Methyl-tert-butyl ether	ND	ug/L	0.50	0.42	1		06/08/22 11:02	1634-04-4	
Naphthalene	ND	ug/L	2.0	0.64	1		06/08/22 11:02	91-20-3	
n-Propylbenzene	ND	ug/L	0.50	0.34	1		06/08/22 11:02	103-65-1	
Styrene	ND	ug/L	0.50	0.29	1		06/08/22 11:02	100-42-5	
1,1,1,2-Tetrachloroethane	ND	ug/L	0.50	0.31	1		06/08/22 11:02	630-20-6	
1,1,2,2-Tetrachloroethane	ND	ug/L	0.50	0.22	1		06/08/22 11:02	79-34-5	
Tetrachloroethene	ND	ug/L	0.50	0.29	1		06/08/22 11:02	127-18-4	
Toluene	ND	ug/L	0.50	0.48	1		06/08/22 11:02	108-88-3	
1,2,3-Trichlorobenzene	ND	ug/L	2.0	0.81	1		06/08/22 11:02	87-61-6	
1,2,4-Trichlorobenzene	ND	ug/L	2.0	0.64	1		06/08/22 11:02	120-82-1	
1,1,1-Trichloroethane	ND	ug/L	0.50	0.33	1		06/08/22 11:02	71-55-6	
1,1,2-Trichloroethane	ND	ug/L	0.50	0.32	1		06/08/22 11:02	79-00-5	
Trichloroethene	ND	ug/L	0.50	0.38	1		06/08/22 11:02	79-01-6	
Trichlorofluoromethane	ND	ug/L	1.0	0.30	1		06/08/22 11:02	75-69-4	
1,2,3-Trichloropropane	ND	ug/L	0.50	0.26	1		06/08/22 11:02	96-18-4	
1,2,4-Trimethylbenzene	ND	ug/L	0.50	0.50	1		06/08/22 11:02	95-63-6	
1,3,5-Trimethylbenzene	ND	ug/L	0.50	0.33	1		06/08/22 11:02	108-67-8	
Vinyl chloride	ND	ug/L	1.0	0.39	1		06/08/22 11:02	75-01-4	
m&p-Xylene	ND	ug/L	1.0	0.71	1		06/08/22 11:02	179601-23-1	
o-Xylene	ND	ug/L	0.50	0.34	1		06/08/22 11:02	95-47-6	
Surrogates									
1,2-Dichloroethane-d4 (S)	102	%	70-130		1		06/08/22 11:02	17060-07-0	
4-Bromofluorobenzene (S)	95	%	70-130		1		06/08/22 11:02	460-00-4	
Toluene-d8 (S)	99	%	70-130		1		06/08/22 11:02	2037-26-5	

REPORT OF LABORATORY ANALYSIS

This report shall not be reproduced, except in full,
without the written consent of Pace Analytical Services, LLC.

Pace Analytical Services, LLC
9800 Kincey Ave. Suite 100
Huntersville, NC 28078
(704)875-9092

ANALYTICAL RESULTS

Project: CPC HUNTERSVILLE
Pace Project No.: 92607872

Sample: EB-1-20220603 **Lab ID: 92607872019** Collected: 06/03/22 12:40 Received: 06/03/22 15:30 Matrix: Water

Parameters	Results	Units	Report Limit	MDL	DF	Prepared	Analyzed	CAS No.	Qual
VPH NC Water	Analytical Method: MADEP VPH Pace Analytical Services - Charlotte								
Total VPH (C5-C12)	ND	ug/L	50.0	50.0	1		06/08/22 22:25		N2
Aliphatic (C05-C08)	ND	ug/L	50.0	50.0	1		06/08/22 22:25		N2
Aliphatic(C09-C12) Adjusted	ND	ug/L	50.0	50.0	1		06/08/22 22:25		N2
Aromatic (C09-C10)	ND	ug/L	50.0	50.0	1		06/08/22 22:25		N2
Surrogates									
4-Bromofluorobenzene (FID) (S)	98	%	70-130		1		06/08/22 22:25	460-00-4	
4-Bromofluorobenzene (PID) (S)	91	%	70-130		1		06/08/22 22:25	460-00-4	
6020 MET ICPMS	Analytical Method: EPA 6020B Preparation Method: EPA 3005A Pace Analytical Services - Peachtree Corners, GA								
Lead	ND	ug/L	5.0	0.89	1	06/06/22 14:13	06/08/22 03:12	7439-92-1	
6200B MSV	Analytical Method: SM 6200B Pace Analytical Services - Charlotte								
Benzene	ND	ug/L	0.50	0.34	1		06/08/22 09:11	71-43-2	
Bromobenzene	ND	ug/L	0.50	0.29	1		06/08/22 09:11	108-86-1	
Bromochloromethane	ND	ug/L	0.50	0.47	1		06/08/22 09:11	74-97-5	
Bromodichloromethane	ND	ug/L	0.50	0.31	1		06/08/22 09:11	75-27-4	
Bromoform	ND	ug/L	0.50	0.34	1		06/08/22 09:11	75-25-2	
Bromomethane	ND	ug/L	5.0	1.7	1		06/08/22 09:11	74-83-9	
n-Butylbenzene	ND	ug/L	0.50	0.49	1		06/08/22 09:11	104-51-8	
sec-Butylbenzene	ND	ug/L	0.50	0.40	1		06/08/22 09:11	135-98-8	
tert-Butylbenzene	ND	ug/L	0.50	0.32	1		06/08/22 09:11	98-06-6	
Carbon tetrachloride	ND	ug/L	0.50	0.33	1		06/08/22 09:11	56-23-5	
Chlorobenzene	ND	ug/L	0.50	0.28	1		06/08/22 09:11	108-90-7	
Chloroethane	ND	ug/L	1.0	0.65	1		06/08/22 09:11	75-00-3	
Chloroform	ND	ug/L	0.50	0.43	1		06/08/22 09:11	67-66-3	
Chloromethane	ND	ug/L	1.0	0.54	1		06/08/22 09:11	74-87-3	
2-Chlorotoluene	ND	ug/L	0.50	0.32	1		06/08/22 09:11	95-49-8	
4-Chlorotoluene	ND	ug/L	0.50	0.32	1		06/08/22 09:11	106-43-4	
1,2-Dibromo-3-chloropropane	ND	ug/L	1.0	0.34	1		06/08/22 09:11	96-12-8	
Dibromochloromethane	ND	ug/L	0.50	0.36	1		06/08/22 09:11	124-48-1	
1,2-Dibromoethane (EDB)	ND	ug/L	0.50	0.27	1		06/08/22 09:11	106-93-4	
Dibromomethane	ND	ug/L	0.50	0.39	1		06/08/22 09:11	74-95-3	
1,2-Dichlorobenzene	ND	ug/L	0.50	0.34	1		06/08/22 09:11	95-50-1	
1,3-Dichlorobenzene	ND	ug/L	0.50	0.34	1		06/08/22 09:11	541-73-1	
1,4-Dichlorobenzene	ND	ug/L	0.50	0.33	1		06/08/22 09:11	106-46-7	
Dichlorodifluoromethane	ND	ug/L	0.50	0.35	1		06/08/22 09:11	75-71-8	
1,1-Dichloroethane	ND	ug/L	0.50	0.37	1		06/08/22 09:11	75-34-3	
1,2-Dichloroethane	ND	ug/L	0.50	0.32	1		06/08/22 09:11	107-06-2	
1,1-Dichloroethene	ND	ug/L	0.50	0.35	1		06/08/22 09:11	75-35-4	
cis-1,2-Dichloroethene	ND	ug/L	0.50	0.38	1		06/08/22 09:11	156-59-2	
trans-1,2-Dichloroethene	ND	ug/L	0.50	0.40	1		06/08/22 09:11	156-60-5	
1,2-Dichloropropane	ND	ug/L	0.50	0.36	1		06/08/22 09:11	78-87-5	
1,3-Dichloropropane	ND	ug/L	0.50	0.28	1		06/08/22 09:11	142-28-9	

REPORT OF LABORATORY ANALYSIS

This report shall not be reproduced, except in full,
without the written consent of Pace Analytical Services, LLC.

Pace Analytical Services, LLC
9800 Kincey Ave. Suite 100
Huntersville, NC 28078
(704)875-9092

ANALYTICAL RESULTS

Project: CPC HUNTERSVILLE
Pace Project No.: 92607872

Sample: EB-1-20220603 **Lab ID: 92607872019** Collected: 06/03/22 12:40 Received: 06/03/22 15:30 Matrix: Water

Parameters	Results	Units	Report Limit	MDL	DF	Prepared	Analyzed	CAS No.	Qual
6200B MSV	Analytical Method: SM 6200B Pace Analytical Services - Charlotte								
2,2-Dichloropropane	ND	ug/L	0.50	0.39	1		06/08/22 09:11	594-20-7	
1,1-Dichloropropene	ND	ug/L	0.50	0.43	1		06/08/22 09:11	563-58-6	
cis-1,3-Dichloropropene	ND	ug/L	0.50	0.36	1		06/08/22 09:11	10061-01-5	
trans-1,3-Dichloropropene	ND	ug/L	0.50	0.36	1		06/08/22 09:11	10061-02-6	
Diisopropyl ether	ND	ug/L	0.50	0.31	1		06/08/22 09:11	108-20-3	
Ethylbenzene	ND	ug/L	0.50	0.30	1		06/08/22 09:11	100-41-4	
Hexachloro-1,3-butadiene	ND	ug/L	2.0	1.5	1		06/08/22 09:11	87-68-3	
Isopropylbenzene (Cumene)	ND	ug/L	0.50	0.33	1		06/08/22 09:11	98-82-8	
Methylene Chloride	**4.5**	ug/L	2.0	2.0	1		06/08/22 09:11	75-09-2	C0,C9
Methyl-tert-butyl ether	ND	ug/L	0.50	0.42	1		06/08/22 09:11	1634-04-4	
Naphthalene	ND	ug/L	2.0	0.64	1		06/08/22 09:11	91-20-3	
n-Propylbenzene	ND	ug/L	0.50	0.34	1		06/08/22 09:11	103-65-1	
Styrene	ND	ug/L	0.50	0.29	1		06/08/22 09:11	100-42-5	
1,1,1,2-Tetrachloroethane	ND	ug/L	0.50	0.31	1		06/08/22 09:11	630-20-6	
1,1,2,2-Tetrachloroethane	ND	ug/L	0.50	0.22	1		06/08/22 09:11	79-34-5	
Tetrachloroethene	ND	ug/L	0.50	0.29	1		06/08/22 09:11	127-18-4	
Toluene	ND	ug/L	0.50	0.48	1		06/08/22 09:11	108-88-3	
1,2,3-Trichlorobenzene	ND	ug/L	2.0	0.81	1		06/08/22 09:11	87-61-6	
1,2,4-Trichlorobenzene	ND	ug/L	2.0	0.64	1		06/08/22 09:11	120-82-1	
1,1,1-Trichloroethane	ND	ug/L	0.50	0.33	1		06/08/22 09:11	71-55-6	
1,1,2-Trichloroethane	ND	ug/L	0.50	0.32	1		06/08/22 09:11	79-00-5	
Trichloroethene	ND	ug/L	0.50	0.38	1		06/08/22 09:11	79-01-6	
Trichlorofluoromethane	ND	ug/L	1.0	0.30	1		06/08/22 09:11	75-69-4	
1,2,3-Trichloropropane	ND	ug/L	0.50	0.26	1		06/08/22 09:11	96-18-4	
1,2,4-Trimethylbenzene	ND	ug/L	0.50	0.50	1		06/08/22 09:11	95-63-6	
1,3,5-Trimethylbenzene	ND	ug/L	0.50	0.33	1		06/08/22 09:11	108-67-8	
Vinyl chloride	ND	ug/L	1.0	0.39	1		06/08/22 09:11	75-01-4	
m&p-Xylene	ND	ug/L	1.0	0.71	1		06/08/22 09:11	179601-23-1	
o-Xylene	ND	ug/L	0.50	0.34	1		06/08/22 09:11	95-47-6	
Surrogates									
1,2-Dichloroethane-d4 (S)	101	%	70-130		1		06/08/22 09:11	17060-07-0	
4-Bromofluorobenzene (S)	95	%	70-130		1		06/08/22 09:11	460-00-4	
Toluene-d8 (S)	98	%	70-130		1		06/08/22 09:11	2037-26-5	

REPORT OF LABORATORY ANALYSIS

This report shall not be reproduced, except in full,
without the written consent of Pace Analytical Services, LLC.

Pace Analytical Services, LLC
9800 Kincey Ave. Suite 100
Huntersville, NC 28078
(704)875-9092

ANALYTICAL RESULTS

Project: CPC HUNTERSVILLE
Pace Project No.: 92607872

Sample: EB-2-20220603 **Lab ID: 92607872020** Collected: 06/03/22 13:00 Received: 06/03/22 15:30 Matrix: Water

Parameters	Results	Units	Report Limit	MDL	DF	Prepared	Analyzed	CAS No.	Qual
VPH NC Water	Analytical Method: MADEP VPH Pace Analytical Services - Charlotte								
Total VPH (C5-C12)	ND	ug/L	50.0	50.0	1		06/08/22 22:54		N2
Aliphatic (C05-C08)	ND	ug/L	50.0	50.0	1		06/08/22 22:54		N2
Aliphatic(C09-C12) Adjusted	ND	ug/L	50.0	50.0	1		06/08/22 22:54		N2
Aromatic (C09-C10)	ND	ug/L	50.0	50.0	1		06/08/22 22:54		N2
Surrogates									
4-Bromofluorobenzene (FID) (S)	98	%	70-130		1		06/08/22 22:54	460-00-4	
4-Bromofluorobenzene (PID) (S)	91	%	70-130		1		06/08/22 22:54	460-00-4	
6020 MET ICPMS	Analytical Method: EPA 6020B Preparation Method: EPA 3005A Pace Analytical Services - Peachtree Corners, GA								
Lead	ND	ug/L	5.0	0.89	1	06/06/22 14:13	06/08/22 03:18	7439-92-1	
6200B MSV	Analytical Method: SM 6200B Pace Analytical Services - Charlotte								
Benzene	ND	ug/L	0.50	0.34	1		06/08/22 09:30	71-43-2	
Bromobenzene	ND	ug/L	0.50	0.29	1		06/08/22 09:30	108-86-1	
Bromochloromethane	ND	ug/L	0.50	0.47	1		06/08/22 09:30	74-97-5	
Bromodichloromethane	ND	ug/L	0.50	0.31	1		06/08/22 09:30	75-27-4	
Bromoform	ND	ug/L	0.50	0.34	1		06/08/22 09:30	75-25-2	
Bromomethane	ND	ug/L	5.0	1.7	1		06/08/22 09:30	74-83-9	
n-Butylbenzene	ND	ug/L	0.50	0.49	1		06/08/22 09:30	104-51-8	
sec-Butylbenzene	ND	ug/L	0.50	0.40	1		06/08/22 09:30	135-98-8	
tert-Butylbenzene	ND	ug/L	0.50	0.32	1		06/08/22 09:30	98-06-6	
Carbon tetrachloride	ND	ug/L	0.50	0.33	1		06/08/22 09:30	56-23-5	
Chlorobenzene	ND	ug/L	0.50	0.28	1		06/08/22 09:30	108-90-7	
Chloroethane	ND	ug/L	1.0	0.65	1		06/08/22 09:30	75-00-3	
Chloroform	ND	ug/L	0.50	0.43	1		06/08/22 09:30	67-66-3	
Chloromethane	ND	ug/L	1.0	0.54	1		06/08/22 09:30	74-87-3	
2-Chlorotoluene	ND	ug/L	0.50	0.32	1		06/08/22 09:30	95-49-8	
4-Chlorotoluene	ND	ug/L	0.50	0.32	1		06/08/22 09:30	106-43-4	
1,2-Dibromo-3-chloropropane	ND	ug/L	1.0	0.34	1		06/08/22 09:30	96-12-8	
Dibromochloromethane	ND	ug/L	0.50	0.36	1		06/08/22 09:30	124-48-1	
1,2-Dibromoethane (EDB)	ND	ug/L	0.50	0.27	1		06/08/22 09:30	106-93-4	
Dibromomethane	ND	ug/L	0.50	0.39	1		06/08/22 09:30	74-95-3	
1,2-Dichlorobenzene	ND	ug/L	0.50	0.34	1		06/08/22 09:30	95-50-1	
1,3-Dichlorobenzene	ND	ug/L	0.50	0.34	1		06/08/22 09:30	541-73-1	
1,4-Dichlorobenzene	ND	ug/L	0.50	0.33	1		06/08/22 09:30	106-46-7	
Dichlorodifluoromethane	ND	ug/L	0.50	0.35	1		06/08/22 09:30	75-71-8	
1,1-Dichloroethane	ND	ug/L	0.50	0.37	1		06/08/22 09:30	75-34-3	
1,2-Dichloroethane	ND	ug/L	0.50	0.32	1		06/08/22 09:30	107-06-2	
1,1-Dichloroethene	ND	ug/L	0.50	0.35	1		06/08/22 09:30	75-35-4	
cis-1,2-Dichloroethene	ND	ug/L	0.50	0.38	1		06/08/22 09:30	156-59-2	
trans-1,2-Dichloroethene	ND	ug/L	0.50	0.40	1		06/08/22 09:30	156-60-5	
1,2-Dichloropropane	ND	ug/L	0.50	0.36	1		06/08/22 09:30	78-87-5	
1,3-Dichloropropane	ND	ug/L	0.50	0.28	1		06/08/22 09:30	142-28-9	

REPORT OF LABORATORY ANALYSIS

This report shall not be reproduced, except in full,
without the written consent of Pace Analytical Services, LLC.

Pace Analytical Services, LLC
9800 Kincey Ave. Suite 100
Huntersville, NC 28078
(704)875-9092

ANALYTICAL RESULTS

Project: CPC HUNTERSVILLE
Pace Project No.: 92607872

Sample: EB-2-20220603 **Lab ID: 92607872020** Collected: 06/03/22 13:00 Received: 06/03/22 15:30 Matrix: Water

Parameters	Results	Units	Report Limit	MDL	DF	Prepared	Analyzed	CAS No.	Qual
6200B MSV	Analytical Method: SM 6200B Pace Analytical Services - Charlotte								
2,2-Dichloropropane	ND	ug/L	0.50	0.39	1		06/08/22 09:30	594-20-7	
1,1-Dichloropropene	ND	ug/L	0.50	0.43	1		06/08/22 09:30	563-58-6	
cis-1,3-Dichloropropene	ND	ug/L	0.50	0.36	1		06/08/22 09:30	10061-01-5	
trans-1,3-Dichloropropene	ND	ug/L	0.50	0.36	1		06/08/22 09:30	10061-02-6	
Diisopropyl ether	ND	ug/L	0.50	0.31	1		06/08/22 09:30	108-20-3	
Ethylbenzene	ND	ug/L	0.50	0.30	1		06/08/22 09:30	100-41-4	
Hexachloro-1,3-butadiene	ND	ug/L	2.0	1.5	1		06/08/22 09:30	87-68-3	
Isopropylbenzene (Cumene)	ND	ug/L	0.50	0.33	1		06/08/22 09:30	98-82-8	
Methylene Chloride	**8.2**	ug/L	2.0	2.0	1		06/08/22 09:30	75-09-2	C0,C9
Methyl-tert-butyl ether	ND	ug/L	0.50	0.42	1		06/08/22 09:30	1634-04-4	
Naphthalene	ND	ug/L	2.0	0.64	1		06/08/22 09:30	91-20-3	
n-Propylbenzene	ND	ug/L	0.50	0.34	1		06/08/22 09:30	103-65-1	
Styrene	ND	ug/L	0.50	0.29	1		06/08/22 09:30	100-42-5	
1,1,1,2-Tetrachloroethane	ND	ug/L	0.50	0.31	1		06/08/22 09:30	630-20-6	
1,1,2,2-Tetrachloroethane	ND	ug/L	0.50	0.22	1		06/08/22 09:30	79-34-5	
Tetrachloroethene	ND	ug/L	0.50	0.29	1		06/08/22 09:30	127-18-4	
Toluene	ND	ug/L	0.50	0.48	1		06/08/22 09:30	108-88-3	
1,2,3-Trichlorobenzene	ND	ug/L	2.0	0.81	1		06/08/22 09:30	87-61-6	
1,2,4-Trichlorobenzene	ND	ug/L	2.0	0.64	1		06/08/22 09:30	120-82-1	
1,1,1-Trichloroethane	ND	ug/L	0.50	0.33	1		06/08/22 09:30	71-55-6	
1,1,2-Trichloroethane	ND	ug/L	0.50	0.32	1		06/08/22 09:30	79-00-5	
Trichloroethene	ND	ug/L	0.50	0.38	1		06/08/22 09:30	79-01-6	
Trichlorofluoromethane	ND	ug/L	1.0	0.30	1		06/08/22 09:30	75-69-4	
1,2,3-Trichloropropane	ND	ug/L	0.50	0.26	1		06/08/22 09:30	96-18-4	
1,2,4-Trimethylbenzene	ND	ug/L	0.50	0.50	1		06/08/22 09:30	95-63-6	
1,3,5-Trimethylbenzene	ND	ug/L	0.50	0.33	1		06/08/22 09:30	108-67-8	
Vinyl chloride	ND	ug/L	1.0	0.39	1		06/08/22 09:30	75-01-4	
m&p-Xylene	ND	ug/L	1.0	0.71	1		06/08/22 09:30	179601-23-1	
o-Xylene	ND	ug/L	0.50	0.34	1		06/08/22 09:30	95-47-6	
Surrogates									
1,2-Dichloroethane-d4 (S)	101	%	70-130		1		06/08/22 09:30	17060-07-0	
4-Bromofluorobenzene (S)	94	%	70-130		1		06/08/22 09:30	460-00-4	
Toluene-d8 (S)	99	%	70-130		1		06/08/22 09:30	2037-26-5	

REPORT OF LABORATORY ANALYSIS

This report shall not be reproduced, except in full,
without the written consent of Pace Analytical Services, LLC.

Pace Analytical Services, LLC
9800 Kincey Ave. Suite 100
Huntersville, NC 28078
(704)875-9092

ANALYTICAL RESULTS

Project: CPC HUNTERSVILLE
Pace Project No.: 92607872

Sample: DUP-1-20220603 **Lab ID: 92607872021** Collected: 06/03/22 00:00 Received: 06/03/22 15:30 Matrix: Water

Parameters	Results	Units	Report Limit	MDL	DF	Prepared	Analyzed	CAS No.	Qual
VPH NC Water	Analytical Method: MADEP VPH Pace Analytical Services - Charlotte								
Total VPH (C5-C12)	ND	ug/L	50.0	50.0	1		06/08/22 23:23		N2
Aliphatic (C05-C08)	ND	ug/L	50.0	50.0	1		06/08/22 23:23		N2
Aliphatic(C09-C12) Adjusted	ND	ug/L	50.0	50.0	1		06/08/22 23:23		N2
Aromatic (C09-C10)	ND	ug/L	50.0	50.0	1		06/08/22 23:23		N2
Surrogates									
4-Bromofluorobenzene (FID) (S)	100	%	70-130		1		06/08/22 23:23	460-00-4	
4-Bromofluorobenzene (PID) (S)	92	%	70-130		1		06/08/22 23:23	460-00-4	
6020 MET ICPMS	Analytical Method: EPA 6020B Preparation Method: EPA 3005A Pace Analytical Services - Peachtree Corners, GA								
Lead	**3.7J**	ug/L	5.0	0.89	1	06/06/22 14:13	06/08/22 03:24	7439-92-1	
6200B MSV	Analytical Method: SM 6200B Pace Analytical Services - Charlotte								
Benzene	ND	ug/L	0.50	0.34	1		06/07/22 06:04	71-43-2	M1
Bromobenzene	ND	ug/L	0.50	0.29	1		06/07/22 06:04	108-86-1	
Bromochloromethane	ND	ug/L	0.50	0.47	1		06/07/22 06:04	74-97-5	M1
Bromodichloromethane	ND	ug/L	0.50	0.31	1		06/07/22 06:04	75-27-4	M1
Bromoform	ND	ug/L	0.50	0.34	1		06/07/22 06:04	75-25-2	
Bromomethane	ND	ug/L	5.0	1.7	1		06/07/22 06:04	74-83-9	
n-Butylbenzene	ND	ug/L	0.50	0.49	1		06/07/22 06:04	104-51-8	
sec-Butylbenzene	ND	ug/L	0.50	0.40	1		06/07/22 06:04	135-98-8	
tert-Butylbenzene	ND	ug/L	0.50	0.32	1		06/07/22 06:04	98-06-6	
Carbon tetrachloride	ND	ug/L	0.50	0.33	1		06/07/22 06:04	56-23-5	
Chlorobenzene	ND	ug/L	0.50	0.28	1		06/07/22 06:04	108-90-7	M1
Chloroethane	ND	ug/L	1.0	0.65	1		06/07/22 06:04	75-00-3	M1
Chloroform	ND	ug/L	0.50	0.43	1		06/07/22 06:04	67-66-3	M1
Chloromethane	ND	ug/L	1.0	0.54	1		06/07/22 06:04	74-87-3	M1
2-Chlorotoluene	ND	ug/L	0.50	0.32	1		06/07/22 06:04	95-49-8	
4-Chlorotoluene	ND	ug/L	0.50	0.32	1		06/07/22 06:04	106-43-4	
1,2-Dibromo-3-chloropropane	ND	ug/L	1.0	0.34	1		06/07/22 06:04	96-12-8	
Dibromochloromethane	ND	ug/L	0.50	0.36	1		06/07/22 06:04	124-48-1	
1,2-Dibromoethane (EDB)	ND	ug/L	0.50	0.27	1		06/07/22 06:04	106-93-4	M1
Dibromomethane	ND	ug/L	0.50	0.39	1		06/07/22 06:04	74-95-3	
1,2-Dichlorobenzene	ND	ug/L	0.50	0.34	1		06/07/22 06:04	95-50-1	
1,3-Dichlorobenzene	ND	ug/L	0.50	0.34	1		06/07/22 06:04	541-73-1	
1,4-Dichlorobenzene	ND	ug/L	0.50	0.33	1		06/07/22 06:04	106-46-7	
Dichlorodifluoromethane	ND	ug/L	0.50	0.35	1		06/07/22 06:04	75-71-8	
1,1-Dichloroethane	ND	ug/L	0.50	0.37	1		06/07/22 06:04	75-34-3	M1
1,2-Dichloroethane	ND	ug/L	0.50	0.32	1		06/07/22 06:04	107-06-2	M1
1,1-Dichloroethene	ND	ug/L	0.50	0.35	1		06/07/22 06:04	75-35-4	M1
cis-1,2-Dichloroethene	ND	ug/L	0.50	0.38	1		06/07/22 06:04	156-59-2	M1
trans-1,2-Dichloroethene	ND	ug/L	0.50	0.40	1		06/07/22 06:04	156-60-5	M1
1,2-Dichloropropane	ND	ug/L	0.50	0.36	1		06/07/22 06:04	78-87-5	M1
1,3-Dichloropropane	ND	ug/L	0.50	0.28	1		06/07/22 06:04	142-28-9	M1

REPORT OF LABORATORY ANALYSIS

This report shall not be reproduced, except in full,
without the written consent of Pace Analytical Services, LLC.

Pace Analytical Services, LLC
9800 Kincey Ave. Suite 100
Huntersville, NC 28078
(704)875-9092

ANALYTICAL RESULTS

Project: CPC HUNTERSVILLE
Pace Project No.: 92607872

Sample: DUP-1-20220603 **Lab ID: 92607872021** Collected: 06/03/22 00:00 Received: 06/03/22 15:30 Matrix: Water

Parameters	Results	Units	Report Limit	MDL	DF	Prepared	Analyzed	CAS No.	Qual
6200B MSV	Analytical Method: SM 6200B Pace Analytical Services - Charlotte								
2,2-Dichloropropane	ND	ug/L	0.50	0.39	1		06/07/22 06:04	594-20-7	
1,1-Dichloropropene	ND	ug/L	0.50	0.43	1		06/07/22 06:04	563-58-6	M1
cis-1,3-Dichloropropene	ND	ug/L	0.50	0.36	1		06/07/22 06:04	10061-01-5	M1
trans-1,3-Dichloropropene	ND	ug/L	0.50	0.36	1		06/07/22 06:04	10061-02-6	M1
Diisopropyl ether	ND	ug/L	0.50	0.31	1		06/07/22 06:04	108-20-3	M1
Ethylbenzene	ND	ug/L	0.50	0.30	1		06/07/22 06:04	100-41-4	
Hexachloro-1,3-butadiene	ND	ug/L	2.0	1.5	1		06/07/22 06:04	87-68-3	
Isopropylbenzene (Cumene)	ND	ug/L	0.50	0.33	1		06/07/22 06:04	98-82-8	
Methylene Chloride	ND	ug/L	2.0	2.0	1		06/07/22 06:04	75-09-2	M1
Methyl-tert-butyl ether	ND	ug/L	0.50	0.42	1		06/07/22 06:04	1634-04-4	M1
Naphthalene	ND	ug/L	2.0	0.64	1		06/07/22 06:04	91-20-3	
n-Propylbenzene	ND	ug/L	0.50	0.34	1		06/07/22 06:04	103-65-1	
Styrene	ND	ug/L	0.50	0.29	1		06/07/22 06:04	100-42-5	M1
1,1,1,2-Tetrachloroethane	ND	ug/L	0.50	0.31	1		06/07/22 06:04	630-20-6	
1,1,2,2-Tetrachloroethane	ND	ug/L	0.50	0.22	1		06/07/22 06:04	79-34-5	M1
Tetrachloroethene	ND	ug/L	0.50	0.29	1		06/07/22 06:04	127-18-4	
Toluene	ND	ug/L	0.50	0.48	1		06/07/22 06:04	108-88-3	M1
1,2,3-Trichlorobenzene	ND	ug/L	2.0	0.81	1		06/07/22 06:04	87-61-6	
1,2,4-Trichlorobenzene	ND	ug/L	2.0	0.64	1		06/07/22 06:04	120-82-1	
1,1,1-Trichloroethane	ND	ug/L	0.50	0.33	1		06/07/22 06:04	71-55-6	M1
1,1,2-Trichloroethane	ND	ug/L	0.50	0.32	1		06/07/22 06:04	79-00-5	M1
Trichloroethene	ND	ug/L	0.50	0.38	1		06/07/22 06:04	79-01-6	M1
Trichlorofluoromethane	ND	ug/L	1.0	0.30	1		06/07/22 06:04	75-69-4	
1,2,3-Trichloropropane	ND	ug/L	0.50	0.26	1		06/07/22 06:04	96-18-4	M1
1,2,4-Trimethylbenzene	ND	ug/L	0.50	0.50	1		06/07/22 06:04	95-63-6	
1,3,5-Trimethylbenzene	ND	ug/L	0.50	0.33	1		06/07/22 06:04	108-67-8	
Vinyl chloride	ND	ug/L	1.0	0.39	1		06/07/22 06:04	75-01-4	M1
m&p-Xylene	ND	ug/L	1.0	0.71	1		06/07/22 06:04	179601-23-1	
o-Xylene	ND	ug/L	0.50	0.34	1		06/07/22 06:04	95-47-6	
Surrogates									
1,2-Dichloroethane-d4 (S)	104	%	70-130		1		06/07/22 06:04	17060-07-0	
4-Bromofluorobenzene (S)	95	%	70-130		1		06/07/22 06:04	460-00-4	
Toluene-d8 (S)	99	%	70-130		1		06/07/22 06:04	2037-26-5	

REPORT OF LABORATORY ANALYSIS

This report shall not be reproduced, except in full,
without the written consent of Pace Analytical Services, LLC.

Pace Analytical Services, LLC
9800 Kincey Ave. Suite 100
Huntersville, NC 28078
(704)875-9092

ANALYTICAL RESULTS

Project: CPC HUNTERSVILLE
Pace Project No.: 92607872

Sample: DUP-2-20220603 **Lab ID: 92607872022** Collected: 06/03/22 00:00 Received: 06/03/22 15:30 Matrix: Water

Parameters	Results	Units	Report Limit	MDL	DF	Prepared	Analyzed	CAS No.	Qual
VPH NC Water	Analytical Method: MADEP VPH Pace Analytical Services - Charlotte								
Total VPH (C5-C12)	**11400**	ug/L	125	125	2.5		06/09/22 22:46		N2
Aliphatic (C05-C08)	**8050**	ug/L	125	125	2.5		06/09/22 22:46		N2
Aliphatic(C09-C12) Adjusted	**2640**	ug/L	125	125	2.5		06/09/22 22:46		N2
Aromatic (C09-C10)	**740**	ug/L	125	125	2.5		06/09/22 22:46		N2
Surrogates									
4-Bromofluorobenzene (FID) (S)	100	%	70-130		2.5		06/09/22 22:46	460-00-4	
4-Bromofluorobenzene (PID) (S)	89	%	70-130		2.5		06/09/22 22:46	460-00-4	
6020 MET ICPMS	Analytical Method: EPA 6020B Preparation Method: EPA 3005A Pace Analytical Services - Peachtree Corners, GA								
Lead	ND	ug/L	5.0	0.89	1	06/06/22 14:13	06/08/22 03:30	7439-92-1	
6200B MSV	Analytical Method: SM 6200B Pace Analytical Services - Charlotte								
Benzene	**377**	ug/L	2.5	1.7	5		06/09/22 17:59	71-43-2	
Bromobenzene	ND	ug/L	2.5	1.4	5		06/09/22 17:59	108-86-1	
Bromochloromethane	ND	ug/L	2.5	2.3	5		06/09/22 17:59	74-97-5	
Bromodichloromethane	ND	ug/L	2.5	1.5	5		06/09/22 17:59	75-27-4	
Bromoform	ND	ug/L	2.5	1.7	5		06/09/22 17:59	75-25-2	
Bromomethane	ND	ug/L	25.0	8.3	5		06/09/22 17:59	74-83-9	
n-Butylbenzene	**6.6**	ug/L	2.5	2.4	5		06/09/22 17:59	104-51-8	
sec-Butylbenzene	ND	ug/L	2.5	2.0	5		06/09/22 17:59	135-98-8	
tert-Butylbenzene	ND	ug/L	2.5	1.6	5		06/09/22 17:59	98-06-6	
Carbon tetrachloride	ND	ug/L	2.5	1.7	5		06/09/22 17:59	56-23-5	
Chlorobenzene	ND	ug/L	2.5	1.4	5		06/09/22 17:59	108-90-7	
Chloroethane	ND	ug/L	5.0	3.2	5		06/09/22 17:59	75-00-3	
Chloroform	ND	ug/L	2.5	2.2	5		06/09/22 17:59	67-66-3	
Chloromethane	ND	ug/L	5.0	2.7	5		06/09/22 17:59	74-87-3	
2-Chlorotoluene	ND	ug/L	2.5	1.6	5		06/09/22 17:59	95-49-8	
4-Chlorotoluene	ND	ug/L	2.5	1.6	5		06/09/22 17:59	106-43-4	
1,2-Dibromo-3-chloropropane	ND	ug/L	5.0	1.7	5		06/09/22 17:59	96-12-8	
Dibromochloromethane	ND	ug/L	2.5	1.8	5		06/09/22 17:59	124-48-1	
1,2-Dibromoethane (EDB)	ND	ug/L	2.5	1.4	5		06/09/22 17:59	106-93-4	
Dibromomethane	ND	ug/L	2.5	2.0	5		06/09/22 17:59	74-95-3	
1,2-Dichlorobenzene	ND	ug/L	2.5	1.7	5		06/09/22 17:59	95-50-1	
1,3-Dichlorobenzene	ND	ug/L	2.5	1.7	5		06/09/22 17:59	541-73-1	
1,4-Dichlorobenzene	ND	ug/L	2.5	1.7	5		06/09/22 17:59	106-46-7	
Dichlorodifluoromethane	ND	ug/L	2.5	1.7	5		06/09/22 17:59	75-71-8	
1,1-Dichloroethane	ND	ug/L	2.5	1.8	5		06/09/22 17:59	75-34-3	
1,2-Dichloroethane	ND	ug/L	2.5	1.6	5		06/09/22 17:59	107-06-2	
1,1-Dichloroethene	ND	ug/L	2.5	1.7	5		06/09/22 17:59	75-35-4	
cis-1,2-Dichloroethene	ND	ug/L	2.5	1.9	5		06/09/22 17:59	156-59-2	
trans-1,2-Dichloroethene	ND	ug/L	2.5	2.0	5		06/09/22 17:59	156-60-5	
1,2-Dichloropropane	ND	ug/L	2.5	1.8	5		06/09/22 17:59	78-87-5	
1,3-Dichloropropane	ND	ug/L	2.5	1.4	5		06/09/22 17:59	142-28-9	

REPORT OF LABORATORY ANALYSIS

This report shall not be reproduced, except in full,
without the written consent of Pace Analytical Services, LLC.

Pace Analytical Services, LLC
9800 Kincey Ave. Suite 100
Huntersville, NC 28078
(704)875-9092

ANALYTICAL RESULTS

Project: CPC HUNTERSVILLE
Pace Project No.: 92607872

Sample: DUP-2-20220603 **Lab ID: 92607872022** Collected: 06/03/22 00:00 Received: 06/03/22 15:30 Matrix: Water

Parameters	Results	Units	Report Limit	MDL	DF	Prepared	Analyzed	CAS No.	Qual
6200B MSV	Analytical Method: SM 6200B Pace Analytical Services - Charlotte								
2,2-Dichloropropane	ND	ug/L	2.5	1.9	5		06/09/22 17:59	594-20-7	
1,1-Dichloropropene	ND	ug/L	2.5	2.1	5		06/09/22 17:59	563-58-6	
cis-1,3-Dichloropropene	ND	ug/L	2.5	1.8	5		06/09/22 17:59	10061-01-5	
trans-1,3-Dichloropropene	ND	ug/L	2.5	1.8	5		06/09/22 17:59	10061-02-6	
Diisopropyl ether	**18.8**	ug/L	2.5	1.5	5		06/09/22 17:59	108-20-3	
Ethylbenzene	**87.6**	ug/L	2.5	1.5	5		06/09/22 17:59	100-41-4	
Hexachloro-1,3-butadiene	ND	ug/L	10.0	7.6	5		06/09/22 17:59	87-68-3	
Isopropylbenzene (Cumene)	**5.8**	ug/L	2.5	1.7	5		06/09/22 17:59	98-82-8	
Methylene Chloride	**10.8**	ug/L	10.0	9.8	5		06/09/22 17:59	75-09-2	C9
Methyl-tert-butyl ether	ND	ug/L	2.5	2.1	5		06/09/22 17:59	1634-04-4	
Naphthalene	**34.0**	ug/L	10.0	3.2	5		06/09/22 17:59	91-20-3	
n-Propylbenzene	**7.9**	ug/L	2.5	1.7	5		06/09/22 17:59	103-65-1	
Styrene	ND	ug/L	2.5	1.5	5		06/09/22 17:59	100-42-5	
1,1,1,2-Tetrachloroethane	ND	ug/L	2.5	1.6	5		06/09/22 17:59	630-20-6	
1,1,2,2-Tetrachloroethane	ND	ug/L	2.5	1.1	5		06/09/22 17:59	79-34-5	
Tetrachloroethene	ND	ug/L	2.5	1.5	5		06/09/22 17:59	127-18-4	
Toluene	**823**	ug/L	2.5	2.4	5		06/09/22 17:59	108-88-3	
1,2,3-Trichlorobenzene	ND	ug/L	10.0	4.0	5		06/09/22 17:59	87-61-6	
1,2,4-Trichlorobenzene	ND	ug/L	10.0	3.2	5		06/09/22 17:59	120-82-1	
1,1,1-Trichloroethane	ND	ug/L	2.5	1.7	5		06/09/22 17:59	71-55-6	
1,1,2-Trichloroethane	ND	ug/L	2.5	1.6	5		06/09/22 17:59	79-00-5	
Trichloroethene	ND	ug/L	2.5	1.9	5		06/09/22 17:59	79-01-6	
Trichlorofluoromethane	ND	ug/L	5.0	1.5	5		06/09/22 17:59	75-69-4	
1,2,3-Trichloropropane	ND	ug/L	2.5	1.3	5		06/09/22 17:59	96-18-4	
1,2,4-Trimethylbenzene	**202**	ug/L	2.5	2.5	5		06/09/22 17:59	95-63-6	
1,3,5-Trimethylbenzene	**68.1**	ug/L	2.5	1.7	5		06/09/22 17:59	108-67-8	
Vinyl chloride	ND	ug/L	5.0	1.9	5		06/09/22 17:59	75-01-4	
m&p-Xylene	**824**	ug/L	5.0	3.5	5		06/09/22 17:59	179601-23-1	
o-Xylene	**580**	ug/L	2.5	1.7	5		06/09/22 17:59	95-47-6	
Surrogates									
1,2-Dichloroethane-d4 (S)	96	%	70-130		5		06/09/22 17:59	17060-07-0	
4-Bromofluorobenzene (S)	93	%	70-130		5		06/09/22 17:59	460-00-4	
Toluene-d8 (S)	98	%	70-130		5		06/09/22 17:59	2037-26-5	

REPORT OF LABORATORY ANALYSIS

This report shall not be reproduced, except in full,
without the written consent of Pace Analytical Services, LLC.

Pace Analytical Services, LLC
9800 Kincey Ave. Suite 100
Huntersville, NC 28078
(704)875-9092

ANALYTICAL RESULTS

Project: CPC HUNTERSVILLE
Pace Project No.: 92607872

Sample: TRIP BLANK-1 **Lab ID: 92607872023** Collected: 06/03/22 00:00 Received: 06/03/22 15:30 Matrix: Water

Parameters	Results	Units	Report Limit	MDL	DF	Prepared	Analyzed	CAS No.	Qual
6200B MSV	Analytical Method: SM 6200B Pace Analytical Services - Charlotte								
Benzene	ND	ug/L	0.50	0.34	1		06/08/22 09:48	71-43-2	
Bromobenzene	ND	ug/L	0.50	0.29	1		06/08/22 09:48	108-86-1	
Bromochloromethane	ND	ug/L	0.50	0.47	1		06/08/22 09:48	74-97-5	
Bromodichloromethane	ND	ug/L	0.50	0.31	1		06/08/22 09:48	75-27-4	
Bromoform	ND	ug/L	0.50	0.34	1		06/08/22 09:48	75-25-2	
Bromomethane	ND	ug/L	5.0	1.7	1		06/08/22 09:48	74-83-9	
n-Butylbenzene	ND	ug/L	0.50	0.49	1		06/08/22 09:48	104-51-8	
sec-Butylbenzene	ND	ug/L	0.50	0.40	1		06/08/22 09:48	135-98-8	
tert-Butylbenzene	ND	ug/L	0.50	0.32	1		06/08/22 09:48	98-06-6	
Carbon tetrachloride	ND	ug/L	0.50	0.33	1		06/08/22 09:48	56-23-5	
Chlorobenzene	ND	ug/L	0.50	0.28	1		06/08/22 09:48	108-90-7	
Chloroethane	ND	ug/L	1.0	0.65	1		06/08/22 09:48	75-00-3	
Chloroform	ND	ug/L	0.50	0.43	1		06/08/22 09:48	67-66-3	
Chloromethane	ND	ug/L	1.0	0.54	1		06/08/22 09:48	74-87-3	
2-Chlorotoluene	ND	ug/L	0.50	0.32	1		06/08/22 09:48	95-49-8	
4-Chlorotoluene	ND	ug/L	0.50	0.32	1		06/08/22 09:48	106-43-4	
1,2-Dibromo-3-chloropropane	ND	ug/L	1.0	0.34	1		06/08/22 09:48	96-12-8	
Dibromochloromethane	ND	ug/L	0.50	0.36	1		06/08/22 09:48	124-48-1	
1,2-Dibromoethane (EDB)	ND	ug/L	0.50	0.27	1		06/08/22 09:48	106-93-4	
Dibromomethane	ND	ug/L	0.50	0.39	1		06/08/22 09:48	74-95-3	
1,2-Dichlorobenzene	ND	ug/L	0.50	0.34	1		06/08/22 09:48	95-50-1	
1,3-Dichlorobenzene	ND	ug/L	0.50	0.34	1		06/08/22 09:48	541-73-1	
1,4-Dichlorobenzene	ND	ug/L	0.50	0.33	1		06/08/22 09:48	106-46-7	
Dichlorodifluoromethane	ND	ug/L	0.50	0.35	1		06/08/22 09:48	75-71-8	
1,1-Dichloroethane	ND	ug/L	0.50	0.37	1		06/08/22 09:48	75-34-3	
1,2-Dichloroethane	ND	ug/L	0.50	0.32	1		06/08/22 09:48	107-06-2	
1,1-Dichloroethene	ND	ug/L	0.50	0.35	1		06/08/22 09:48	75-35-4	
cis-1,2-Dichloroethene	ND	ug/L	0.50	0.38	1		06/08/22 09:48	156-59-2	
trans-1,2-Dichloroethene	ND	ug/L	0.50	0.40	1		06/08/22 09:48	156-60-5	
1,2-Dichloropropane	ND	ug/L	0.50	0.36	1		06/08/22 09:48	78-87-5	
1,3-Dichloropropane	ND	ug/L	0.50	0.28	1		06/08/22 09:48	142-28-9	
2,2-Dichloropropane	ND	ug/L	0.50	0.39	1		06/08/22 09:48	594-20-7	
1,1-Dichloropropene	ND	ug/L	0.50	0.43	1		06/08/22 09:48	563-58-6	
cis-1,3-Dichloropropene	ND	ug/L	0.50	0.36	1		06/08/22 09:48	10061-01-5	
trans-1,3-Dichloropropene	ND	ug/L	0.50	0.36	1		06/08/22 09:48	10061-02-6	
Diisopropyl ether	ND	ug/L	0.50	0.31	1		06/08/22 09:48	108-20-3	
Ethylbenzene	ND	ug/L	0.50	0.30	1		06/08/22 09:48	100-41-4	
Hexachloro-1,3-butadiene	ND	ug/L	2.0	1.5	1		06/08/22 09:48	87-68-3	
Isopropylbenzene (Cumene)	ND	ug/L	0.50	0.33	1		06/08/22 09:48	98-82-8	
Methylene Chloride	ND	ug/L	2.0	2.0	1		06/08/22 09:48	75-09-2	
Methyl-tert-butyl ether	ND	ug/L	0.50	0.42	1		06/08/22 09:48	1634-04-4	
Naphthalene	ND	ug/L	2.0	0.64	1		06/08/22 09:48	91-20-3	
n-Propylbenzene	ND	ug/L	0.50	0.34	1		06/08/22 09:48	103-65-1	
Styrene	ND	ug/L	0.50	0.29	1		06/08/22 09:48	100-42-5	
1,1,1,2-Tetrachloroethane	ND	ug/L	0.50	0.31	1		06/08/22 09:48	630-20-6	

REPORT OF LABORATORY ANALYSIS

This report shall not be reproduced, except in full,
without the written consent of Pace Analytical Services, LLC.

Pace Analytical Services, LLC
9800 Kincey Ave. Suite 100
Huntersville, NC 28078
(704)875-9092

ANALYTICAL RESULTS

Project: CPC HUNTERSVILLE
Pace Project No.: 92607872

Sample: TRIP BLANK-1 **Lab ID: 92607872023** Collected: 06/03/22 00:00 Received: 06/03/22 15:30 Matrix: Water

Parameters	Results	Units	Report Limit	MDL	DF	Prepared	Analyzed	CAS No.	Qual
6200B MSV	Analytical Method: SM 6200B Pace Analytical Services - Charlotte								
1,1,2,2-Tetrachloroethane	ND	ug/L	0.50	0.22	1		06/08/22 09:48	79-34-5	
Tetrachloroethene	ND	ug/L	0.50	0.29	1		06/08/22 09:48	127-18-4	
Toluene	ND	ug/L	0.50	0.48	1		06/08/22 09:48	108-88-3	
1,2,3-Trichlorobenzene	ND	ug/L	2.0	0.81	1		06/08/22 09:48	87-61-6	
1,2,4-Trichlorobenzene	ND	ug/L	2.0	0.64	1		06/08/22 09:48	120-82-1	
1,1,1-Trichloroethane	ND	ug/L	0.50	0.33	1		06/08/22 09:48	71-55-6	
1,1,2-Trichloroethane	ND	ug/L	0.50	0.32	1		06/08/22 09:48	79-00-5	
Trichloroethene	ND	ug/L	0.50	0.38	1		06/08/22 09:48	79-01-6	
Trichlorofluoromethane	ND	ug/L	1.0	0.30	1		06/08/22 09:48	75-69-4	
1,2,3-Trichloropropane	ND	ug/L	0.50	0.26	1		06/08/22 09:48	96-18-4	
1,2,4-Trimethylbenzene	ND	ug/L	0.50	0.50	1		06/08/22 09:48	95-63-6	
1,3,5-Trimethylbenzene	ND	ug/L	0.50	0.33	1		06/08/22 09:48	108-67-8	
Vinyl chloride	ND	ug/L	1.0	0.39	1		06/08/22 09:48	75-01-4	
m&p-Xylene	ND	ug/L	1.0	0.71	1		06/08/22 09:48	179601-23-1	
o-Xylene	ND	ug/L	0.50	0.34	1		06/08/22 09:48	95-47-6	
Surrogates									
1,2-Dichloroethane-d4 (S)	101	%	70-130		1		06/08/22 09:48	17060-07-0	
4-Bromofluorobenzene (S)	95	%	70-130		1		06/08/22 09:48	460-00-4	
Toluene-d8 (S)	98	%	70-130		1		06/08/22 09:48	2037-26-5	

REPORT OF LABORATORY ANALYSIS

This report shall not be reproduced, except in full,
without the written consent of Pace Analytical Services, LLC.

Pace Analytical Services, LLC
9800 Kincey Ave. Suite 100
Huntersville, NC 28078
(704)875-9092

ANALYTICAL RESULTS

Project: CPC HUNTERSVILLE
Pace Project No.: 92607872

Sample: TRIP BLANK-2 **Lab ID: 92607872024** Collected: 06/03/22 00:00 Received: 06/03/22 15:30 Matrix: Water

Parameters	Results	Units	Report Limit	MDL	DF	Prepared	Analyzed	CAS No.	Qual
6200B MSV	Analytical Method: SM 6200B Pace Analytical Services - Charlotte								
Benzene	ND	ug/L	0.50	0.34	1		06/08/22 10:07	71-43-2	
Bromobenzene	ND	ug/L	0.50	0.29	1		06/08/22 10:07	108-86-1	
Bromochloromethane	ND	ug/L	0.50	0.47	1		06/08/22 10:07	74-97-5	
Bromodichloromethane	ND	ug/L	0.50	0.31	1		06/08/22 10:07	75-27-4	
Bromoform	ND	ug/L	0.50	0.34	1		06/08/22 10:07	75-25-2	
Bromomethane	ND	ug/L	5.0	1.7	1		06/08/22 10:07	74-83-9	
n-Butylbenzene	ND	ug/L	0.50	0.49	1		06/08/22 10:07	104-51-8	
sec-Butylbenzene	ND	ug/L	0.50	0.40	1		06/08/22 10:07	135-98-8	
tert-Butylbenzene	ND	ug/L	0.50	0.32	1		06/08/22 10:07	98-06-6	
Carbon tetrachloride	ND	ug/L	0.50	0.33	1		06/08/22 10:07	56-23-5	
Chlorobenzene	ND	ug/L	0.50	0.28	1		06/08/22 10:07	108-90-7	
Chloroethane	ND	ug/L	1.0	0.65	1		06/08/22 10:07	75-00-3	
Chloroform	ND	ug/L	0.50	0.43	1		06/08/22 10:07	67-66-3	
Chloromethane	ND	ug/L	1.0	0.54	1		06/08/22 10:07	74-87-3	
2-Chlorotoluene	ND	ug/L	0.50	0.32	1		06/08/22 10:07	95-49-8	
4-Chlorotoluene	ND	ug/L	0.50	0.32	1		06/08/22 10:07	106-43-4	
1,2-Dibromo-3-chloropropane	ND	ug/L	1.0	0.34	1		06/08/22 10:07	96-12-8	
Dibromochloromethane	ND	ug/L	0.50	0.36	1		06/08/22 10:07	124-48-1	
1,2-Dibromoethane (EDB)	ND	ug/L	0.50	0.27	1		06/08/22 10:07	106-93-4	
Dibromomethane	ND	ug/L	0.50	0.39	1		06/08/22 10:07	74-95-3	
1,2-Dichlorobenzene	ND	ug/L	0.50	0.34	1		06/08/22 10:07	95-50-1	
1,3-Dichlorobenzene	ND	ug/L	0.50	0.34	1		06/08/22 10:07	541-73-1	
1,4-Dichlorobenzene	ND	ug/L	0.50	0.33	1		06/08/22 10:07	106-46-7	
Dichlorodifluoromethane	ND	ug/L	0.50	0.35	1		06/08/22 10:07	75-71-8	
1,1-Dichloroethane	ND	ug/L	0.50	0.37	1		06/08/22 10:07	75-34-3	
1,2-Dichloroethane	ND	ug/L	0.50	0.32	1		06/08/22 10:07	107-06-2	
1,1-Dichloroethene	ND	ug/L	0.50	0.35	1		06/08/22 10:07	75-35-4	
cis-1,2-Dichloroethene	ND	ug/L	0.50	0.38	1		06/08/22 10:07	156-59-2	
trans-1,2-Dichloroethene	ND	ug/L	0.50	0.40	1		06/08/22 10:07	156-60-5	
1,2-Dichloropropane	ND	ug/L	0.50	0.36	1		06/08/22 10:07	78-87-5	
1,3-Dichloropropane	ND	ug/L	0.50	0.28	1		06/08/22 10:07	142-28-9	
2,2-Dichloropropane	ND	ug/L	0.50	0.39	1		06/08/22 10:07	594-20-7	
1,1-Dichloropropene	ND	ug/L	0.50	0.43	1		06/08/22 10:07	563-58-6	
cis-1,3-Dichloropropene	ND	ug/L	0.50	0.36	1		06/08/22 10:07	10061-01-5	
trans-1,3-Dichloropropene	ND	ug/L	0.50	0.36	1		06/08/22 10:07	10061-02-6	
Diisopropyl ether	ND	ug/L	0.50	0.31	1		06/08/22 10:07	108-20-3	
Ethylbenzene	ND	ug/L	0.50	0.30	1		06/08/22 10:07	100-41-4	
Hexachloro-1,3-butadiene	ND	ug/L	2.0	1.5	1		06/08/22 10:07	87-68-3	
Isopropylbenzene (Cumene)	ND	ug/L	0.50	0.33	1		06/08/22 10:07	98-82-8	
Methylene Chloride	ND	ug/L	2.0	2.0	1		06/08/22 10:07	75-09-2	
Methyl-tert-butyl ether	ND	ug/L	0.50	0.42	1		06/08/22 10:07	1634-04-4	
Naphthalene	ND	ug/L	2.0	0.64	1		06/08/22 10:07	91-20-3	
n-Propylbenzene	ND	ug/L	0.50	0.34	1		06/08/22 10:07	103-65-1	
Styrene	ND	ug/L	0.50	0.29	1		06/08/22 10:07	100-42-5	
1,1,1,2-Tetrachloroethane	ND	ug/L	0.50	0.31	1		06/08/22 10:07	630-20-6	

REPORT OF LABORATORY ANALYSIS

This report shall not be reproduced, except in full,
without the written consent of Pace Analytical Services, LLC.

Pace Analytical Services, LLC
9800 Kincey Ave. Suite 100
Huntersville, NC 28078
(704)875-9092

ANALYTICAL RESULTS

Project: CPC HUNTERSVILLE
Pace Project No.: 92607872

Sample: TRIP BLANK-2 **Lab ID: 92607872024** Collected: 06/03/22 00:00 Received: 06/03/22 15:30 Matrix: Water

Parameters	Results	Units	Report Limit	MDL	DF	Prepared	Analyzed	CAS No.	Qual
6200B MSV	Analytical Method: SM 6200B Pace Analytical Services - Charlotte								
1,1,2,2-Tetrachloroethane	ND	ug/L	0.50	0.22	1		06/08/22 10:07	79-34-5	
Tetrachloroethene	ND	ug/L	0.50	0.29	1		06/08/22 10:07	127-18-4	
Toluene	ND	ug/L	0.50	0.48	1		06/08/22 10:07	108-88-3	
1,2,3-Trichlorobenzene	ND	ug/L	2.0	0.81	1		06/08/22 10:07	87-61-6	
1,2,4-Trichlorobenzene	ND	ug/L	2.0	0.64	1		06/08/22 10:07	120-82-1	
1,1,1-Trichloroethane	ND	ug/L	0.50	0.33	1		06/08/22 10:07	71-55-6	
1,1,2-Trichloroethane	ND	ug/L	0.50	0.32	1		06/08/22 10:07	79-00-5	
Trichloroethene	ND	ug/L	0.50	0.38	1		06/08/22 10:07	79-01-6	
Trichlorofluoromethane	ND	ug/L	1.0	0.30	1		06/08/22 10:07	75-69-4	
1,2,3-Trichloropropane	ND	ug/L	0.50	0.26	1		06/08/22 10:07	96-18-4	
1,2,4-Trimethylbenzene	ND	ug/L	0.50	0.50	1		06/08/22 10:07	95-63-6	
1,3,5-Trimethylbenzene	ND	ug/L	0.50	0.33	1		06/08/22 10:07	108-67-8	
Vinyl chloride	ND	ug/L	1.0	0.39	1		06/08/22 10:07	75-01-4	
m&p-Xylene	ND	ug/L	1.0	0.71	1		06/08/22 10:07	179601-23-1	
o-Xylene	ND	ug/L	0.50	0.34	1		06/08/22 10:07	95-47-6	
Surrogates									
1,2-Dichloroethane-d4 (S)	101	%	70-130		1		06/08/22 10:07	17060-07-0	
4-Bromofluorobenzene (S)	95	%	70-130		1		06/08/22 10:07	460-00-4	
Toluene-d8 (S)	99	%	70-130		1		06/08/22 10:07	2037-26-5	

REPORT OF LABORATORY ANALYSIS

This report shall not be reproduced, except in full,
without the written consent of Pace Analytical Services, LLC.

Pace Analytical Services, LLC
9800 Kincey Ave. Suite 100
Huntersville, NC 28078
(704)875-9092

QUALITY CONTROL DATA

Project: CPC HUNTERSVILLE
Pace Project No.: 92607872

QC Batch: 702840 Analysis Method: MADEP VPH
QC Batch Method: MADEP VPH Analysis Description: VPH NC Water
Laboratory: Pace Analytical Services - Charlotte
Associated Lab Samples: 92607872001, 92607872002, 92607872005, 92607872006, 92607872007, 92607872008, 92607872009, 92607872010

METHOD BLANK: 3668007 Matrix: Water
Associated Lab Samples: 92607872001, 92607872002, 92607872005, 92607872006, 92607872007, 92607872008, 92607872009, 92607872010

Parameter	Units	Blank Result	Reporting Limit	MDL	Analyzed	Qualifiers
Aliphatic (C05-C08)	ug/L	ND	50.0	50.0	06/08/22 03:18	N2
Aromatic (C09-C10)	ug/L	ND	50.0	50.0	06/08/22 03:18	N2
4-Bromofluorobenzene (FID) (S)	%	97	70-130		06/08/22 03:18	
4-Bromofluorobenzene (PID) (S)	%	94	70-130		06/08/22 03:18	

LABORATORY CONTROL SAMPLE & LCSD: 3668008 3668009

Parameter	Units	Spike Conc.	LCS Result	LCSD Result	LCS % Rec	LCSD % Rec	% Rec Limits	RPD	Max RPD	Qualifiers
Aliphatic (C05-C08)	ug/L	300	357	355	119	118	70-130	0	25	N2
Aromatic (C09-C10)	ug/L	100	106	104	106	104	70-130	1	25	N2
4-Bromofluorobenzene (FID) (S)	%				99	103	70-130			
4-Bromofluorobenzene (PID) (S)	%				97	101	70-130			

Results presented on this page are in the units indicated by the "Units" column except where an alternate unit is presented to the right of the result.

REPORT OF LABORATORY ANALYSIS

This report shall not be reproduced, except in full,
without the written consent of Pace Analytical Services, LLC.

Pace Analytical Services, LLC
9800 Kincey Ave. Suite 100
Huntersville, NC 28078
(704)875-9092

QUALITY CONTROL DATA

Project: CPC HUNTERSVILLE
Pace Project No.: 92607872

QC Batch: 703073 — Analysis Method: MADEP VPH
QC Batch Method: MADEP VPH — Analysis Description: VPH NC Water
Laboratory: Pace Analytical Services - Charlotte
Associated Lab Samples: 92607872003, 92607872004, 92607872011, 92607872013, 92607872014, 92607872016, 92607872017, 92607872018, 92607872019, 92607872020, 92607872021

METHOD BLANK: 3668996 — Matrix: Water
Associated Lab Samples: 92607872003, 92607872004, 92607872011, 92607872013, 92607872014, 92607872016, 92607872017, 92607872018, 92607872019, 92607872020, 92607872021

Parameter	Units	Blank Result	Reporting Limit	MDL	Analyzed	Qualifiers
Aliphatic (C05-C08)	ug/L	ND	50.0	50.0	06/08/22 15:39	N2
Aromatic (C09-C10)	ug/L	ND	50.0	50.0	06/08/22 15:39	N2
4-Bromofluorobenzene (FID) (S)	%	96	70-130		06/08/22 15:39	
4-Bromofluorobenzene (PID) (S)	%	90	70-130		06/08/22 15:39	

LABORATORY CONTROL SAMPLE & LCSD: 3668997 3668998

Parameter	Units	Spike Conc.	LCS Result	LCSD Result	LCS % Rec	LCSD % Rec	% Rec Limits	RPD	Max RPD	Qualifiers
Aliphatic (C05-C08)	ug/L	300	290	289	97	96	70-130	1	25	N2
Aromatic (C09-C10)	ug/L	100	102	99.4	102	99	70-130	2	25	N2
4-Bromofluorobenzene (FID) (S)	%				98	99	70-130			
4-Bromofluorobenzene (PID) (S)	%				93	93	70-130			

Results presented on this page are in the units indicated by the "Units" column except where an alternate unit is presented to the right of the result.

REPORT OF LABORATORY ANALYSIS

This report shall not be reproduced, except in full,
without the written consent of Pace Analytical Services, LLC.

Pace Analytical Services, LLC
9800 Kincey Ave. Suite 100
Huntersville, NC 28078
(704)875-9092

QUALITY CONTROL DATA

Project: CPC HUNTERSVILLE
Pace Project No.: 92607872

QC Batch: 703390
QC Batch Method: MADEP VPH
Analysis Method: MADEP VPH
Analysis Description: VPH NC Water
Laboratory: Pace Analytical Services - Charlotte
Associated Lab Samples: 92607872012, 92607872015, 92607872022

METHOD BLANK: 3670605 Matrix: Water
Associated Lab Samples: 92607872012, 92607872015, 92607872022

Parameter	Units	Blank Result	Reporting Limit	MDL	Analyzed	Qualifiers
Aliphatic (C05-C08)	ug/L	ND	50.0	50.0	06/09/22 14:03	N2
Aromatic (C09-C10)	ug/L	ND	50.0	50.0	06/09/22 14:03	N2
4-Bromofluorobenzene (FID) (S)	%	101	70-130		06/09/22 14:03	
4-Bromofluorobenzene (PID) (S)	%	90	70-130		06/09/22 14:03	

LABORATORY CONTROL SAMPLE & LCSD: 3670606 3670607

Parameter	Units	Spike Conc.	LCS Result	LCSD Result	LCS % Rec	LCSD % Rec	% Rec Limits	RPD	Max RPD	Qualifiers
Aliphatic (C05-C08)	ug/L	300	288	287	96	96	70-130	0	25	N2
Aromatic (C09-C10)	ug/L	100	98.0	98.4	98	98	70-130	0	25	N2
4-Bromofluorobenzene (FID) (S)	%				98	101	70-130			
4-Bromofluorobenzene (PID) (S)	%				89	91	70-130			

Results presented on this page are in the units indicated by the "Units" column except where an alternate unit is presented to the right of the result.

REPORT OF LABORATORY ANALYSIS

This report shall not be reproduced, except in full,
without the written consent of Pace Analytical Services, LLC.

Pace Analytical Services, LLC
9800 Kincey Ave. Suite 100
Huntersville, NC 28078
(704)875-9092

QUALITY CONTROL DATA

Project: CPC HUNTERSVILLE
Pace Project No.: 92607872

QC Batch: 702492 — Analysis Method: EPA 6020B
QC Batch Method: EPA 3005A — Analysis Description: 6020 MET
Laboratory: Pace Analytical Services - Peachtree Corners, GA

Associated Lab Samples: 92607872001, 92607872002, 92607872003, 92607872004, 92607872005, 92607872006, 92607872007, 92607872008, 92607872009, 92607872010, 92607872011, 92607872012, 92607872013, 92607872014, 92607872015, 92607872016, 92607872019, 92607872020, 92607872021, 92607872022

METHOD BLANK: 3666184 — Matrix: Water

Associated Lab Samples: 92607872001, 92607872002, 92607872003, 92607872004, 92607872005, 92607872006, 92607872007, 92607872008, 92607872009, 92607872010, 92607872011, 92607872012, 92607872013, 92607872014, 92607872015, 92607872016, 92607872019, 92607872020, 92607872021, 92607872022

Parameter	Units	Blank Result	Reporting Limit	MDL	Analyzed	Qualifiers
Lead	ug/L	ND	5.0	0.89	06/08/22 00:37	

LABORATORY CONTROL SAMPLE: 3666185

Parameter	Units	Spike Conc.	LCS Result	LCS % Rec	% Rec Limits	Qualifiers
Lead	ug/L	100	99.5	100	80-120	

MATRIX SPIKE & MATRIX SPIKE DUPLICATE: 3666186 3666187

Parameter	Units	92607872001 Result	MS Spike Conc.	MSD Spike Conc.	MS Result	MSD Result	MS % Rec	MSD % Rec	% Rec Limits	RPD	Max RPD	Qual
Lead	ug/L	ND	100	100	95.1	100	95	100	75-125	5	20	

Results presented on this page are in the units indicated by the "Units" column except where an alternate unit is presented to the right of the result.

REPORT OF LABORATORY ANALYSIS

This report shall not be reproduced, except in full,
without the written consent of Pace Analytical Services, LLC.

Pace Analytical Services, LLC
9800 Kincey Ave. Suite 100
Huntersville, NC 28078
(704)875-9092

QUALITY CONTROL DATA

Project: CPC HUNTERSVILLE
Pace Project No.: 92607872

QC Batch: 702605
QC Batch Method: SM 6200B
Analysis Method: SM 6200B
Analysis Description: 6200B MSV
Laboratory: Pace Analytical Services - Charlotte

Associated Lab Samples: 92607872021

METHOD BLANK: 3666733 Matrix: Water
Associated Lab Samples: 92607872021

Parameter	Units	Blank Result	Reporting Limit	MDL	Analyzed	Qualifiers
1,1,1,2-Tetrachloroethane	ug/L	ND	0.50	0.31	06/07/22 02:59	
1,1,1-Trichloroethane	ug/L	ND	0.50	0.33	06/07/22 02:59	
1,1,2,2-Tetrachloroethane	ug/L	ND	0.50	0.22	06/07/22 02:59	
1,1,2-Trichloroethane	ug/L	ND	0.50	0.32	06/07/22 02:59	
1,1-Dichloroethane	ug/L	ND	0.50	0.37	06/07/22 02:59	
1,1-Dichloroethene	ug/L	ND	0.50	0.35	06/07/22 02:59	
1,1-Dichloropropene	ug/L	ND	0.50	0.43	06/07/22 02:59	
1,2,3-Trichlorobenzene	ug/L	ND	2.0	0.81	06/07/22 02:59	
1,2,3-Trichloropropane	ug/L	ND	0.50	0.26	06/07/22 02:59	
1,2,4-Trichlorobenzene	ug/L	ND	2.0	0.64	06/07/22 02:59	
1,2,4-Trimethylbenzene	ug/L	ND	0.50	0.50	06/07/22 02:59	
1,2-Dibromo-3-chloropropane	ug/L	ND	1.0	0.34	06/07/22 02:59	
1,2-Dibromoethane (EDB)	ug/L	ND	0.50	0.27	06/07/22 02:59	
1,2-Dichlorobenzene	ug/L	ND	0.50	0.34	06/07/22 02:59	
1,2-Dichloroethane	ug/L	ND	0.50	0.32	06/07/22 02:59	
1,2-Dichloropropane	ug/L	ND	0.50	0.36	06/07/22 02:59	
1,3,5-Trimethylbenzene	ug/L	ND	0.50	0.33	06/07/22 02:59	
1,3-Dichlorobenzene	ug/L	ND	0.50	0.34	06/07/22 02:59	
1,3-Dichloropropane	ug/L	ND	0.50	0.28	06/07/22 02:59	
1,4-Dichlorobenzene	ug/L	ND	0.50	0.33	06/07/22 02:59	
2,2-Dichloropropane	ug/L	ND	0.50	0.39	06/07/22 02:59	
2-Chlorotoluene	ug/L	ND	0.50	0.32	06/07/22 02:59	
4-Chlorotoluene	ug/L	ND	0.50	0.32	06/07/22 02:59	
Benzene	ug/L	ND	0.50	0.34	06/07/22 02:59	
Bromobenzene	ug/L	ND	0.50	0.29	06/07/22 02:59	
Bromochloromethane	ug/L	ND	0.50	0.47	06/07/22 02:59	
Bromodichloromethane	ug/L	ND	0.50	0.31	06/07/22 02:59	
Bromoform	ug/L	ND	0.50	0.34	06/07/22 02:59	
Bromomethane	ug/L	ND	5.0	1.7	06/07/22 02:59	
Carbon tetrachloride	ug/L	ND	0.50	0.33	06/07/22 02:59	
Chlorobenzene	ug/L	ND	0.50	0.28	06/07/22 02:59	
Chloroethane	ug/L	ND	1.0	0.65	06/07/22 02:59	
Chloroform	ug/L	ND	0.50	0.43	06/07/22 02:59	
Chloromethane	ug/L	ND	1.0	0.54	06/07/22 02:59	
cis-1,2-Dichloroethene	ug/L	ND	0.50	0.38	06/07/22 02:59	
cis-1,3-Dichloropropene	ug/L	ND	0.50	0.36	06/07/22 02:59	
Dibromochloromethane	ug/L	ND	0.50	0.36	06/07/22 02:59	
Dibromomethane	ug/L	ND	0.50	0.39	06/07/22 02:59	
Dichlorodifluoromethane	ug/L	ND	0.50	0.35	06/07/22 02:59	
Diisopropyl ether	ug/L	ND	0.50	0.31	06/07/22 02:59	

Results presented on this page are in the units indicated by the "Units" column except where an alternate unit is presented to the right of the result.

REPORT OF LABORATORY ANALYSIS

This report shall not be reproduced, except in full,
without the written consent of Pace Analytical Services, LLC.

Pace Analytical Services, LLC
9800 Kincey Ave. Suite 100
Huntersville, NC 28078
(704)875-9092

QUALITY CONTROL DATA

Project: CPC HUNTERSVILLE
Pace Project No.: 92607872

METHOD BLANK: 3666733 Matrix: Water
Associated Lab Samples: 92607872021

Parameter	Units	Blank Result	Reporting Limit	MDL	Analyzed	Qualifiers
Ethylbenzene	ug/L	ND	0.50	0.30	06/07/22 02:59	
Hexachloro-1,3-butadiene	ug/L	ND	2.0	1.5	06/07/22 02:59	
Isopropylbenzene (Cumene)	ug/L	ND	0.50	0.33	06/07/22 02:59	
m&p-Xylene	ug/L	ND	1.0	0.71	06/07/22 02:59	
Methyl-tert-butyl ether	ug/L	ND	0.50	0.42	06/07/22 02:59	
Methylene Chloride	ug/L	ND	2.0	2.0	06/07/22 02:59	
n-Butylbenzene	ug/L	ND	0.50	0.49	06/07/22 02:59	
n-Propylbenzene	ug/L	ND	0.50	0.34	06/07/22 02:59	
Naphthalene	ug/L	ND	2.0	0.64	06/07/22 02:59	
o-Xylene	ug/L	ND	0.50	0.34	06/07/22 02:59	
sec-Butylbenzene	ug/L	ND	0.50	0.40	06/07/22 02:59	
Styrene	ug/L	ND	0.50	0.29	06/07/22 02:59	
tert-Butylbenzene	ug/L	ND	0.50	0.32	06/07/22 02:59	
Tetrachloroethene	ug/L	ND	0.50	0.29	06/07/22 02:59	
Toluene	ug/L	ND	0.50	0.48	06/07/22 02:59	
trans-1,2-Dichloroethene	ug/L	ND	0.50	0.40	06/07/22 02:59	
trans-1,3-Dichloropropene	ug/L	ND	0.50	0.36	06/07/22 02:59	
Trichloroethene	ug/L	ND	0.50	0.38	06/07/22 02:59	
Trichlorofluoromethane	ug/L	ND	1.0	0.30	06/07/22 02:59	
Vinyl chloride	ug/L	ND	1.0	0.39	06/07/22 02:59	
1,2-Dichloroethane-d4 (S)	%	103	70-130		06/07/22 02:59	
4-Bromofluorobenzene (S)	%	96	70-130		06/07/22 02:59	
Toluene-d8 (S)	%	99	70-130		06/07/22 02:59	

LABORATORY CONTROL SAMPLE: 3666734

Parameter	Units	Spike Conc.	LCS Result	LCS % Rec	% Rec Limits	Qualifiers
1,1,1,2-Tetrachloroethane	ug/L	50	55.5	111	60-140	
1,1,1-Trichloroethane	ug/L	50	58.1	116	60-140	
1,1,2,2-Tetrachloroethane	ug/L	50	58.2	116	60-140	
1,1,2-Trichloroethane	ug/L	50	59.1	118	60-140	
1,1-Dichloroethane	ug/L	50	60.7	121	60-140	
1,1-Dichloroethene	ug/L	50	64.3	129	60-140	
1,1-Dichloropropene	ug/L	50	61.8	124	60-140	
1,2,3-Trichlorobenzene	ug/L	50	48.0	96	60-140	
1,2,3-Trichloropropane	ug/L	50	56.8	114	60-140	
1,2,4-Trichlorobenzene	ug/L	50	48.4	97	60-140	
1,2,4-Trimethylbenzene	ug/L	50	53.8	108	60-140	
1,2-Dibromo-3-chloropropane	ug/L	50	55.9	112	60-140	
1,2-Dibromoethane (EDB)	ug/L	50	58.9	118	60-140	
1,2-Dichlorobenzene	ug/L	50	55.9	112	60-140	
1,2-Dichloroethane	ug/L	50	56.3	113	60-140	
1,2-Dichloropropane	ug/L	50	60.6	121	60-140	
1,3,5-Trimethylbenzene	ug/L	50	55.9	112	60-140	

Results presented on this page are in the units indicated by the "Units" column except where an alternate unit is presented to the right of the result.

REPORT OF LABORATORY ANALYSIS

This report shall not be reproduced, except in full,
without the written consent of Pace Analytical Services, LLC.

Pace Analytical Services, LLC
9800 Kincey Ave. Suite 100
Huntersville, NC 28078
(704)875-9092

QUALITY CONTROL DATA

Project: CPC HUNTERSVILLE
Pace Project No.: 92607872

LABORATORY CONTROL SAMPLE: 3666734

Parameter	Units	Spike Conc.	LCS Result	LCS % Rec	% Rec Limits	Qualifiers
1,3-Dichlorobenzene	ug/L	50	56.6	113	60-140	
1,3-Dichloropropane	ug/L	50	59.0	118	60-140	
1,4-Dichlorobenzene	ug/L	50	55.1	110	60-140	
2,2-Dichloropropane	ug/L	50	53.1	106	60-140	
2-Chlorotoluene	ug/L	50	57.9	116	60-140	
4-Chlorotoluene	ug/L	50	57.0	114	60-140	
Benzene	ug/L	50	55.4	111	60-140	
Bromobenzene	ug/L	50	57.8	116	60-140	
Bromochloromethane	ug/L	50	62.8	126	60-140	
Bromodichloromethane	ug/L	50	57.9	116	60-140	
Bromoform	ug/L	50	53.3	107	60-140	
Bromomethane	ug/L	50	47.5	95	60-140	
Carbon tetrachloride	ug/L	50	51.3	103	60-140	
Chlorobenzene	ug/L	50	57.2	114	60-140	
Chloroethane	ug/L	50	47.3	95	60-140	
Chloroform	ug/L	50	63.2	126	60-140	
Chloromethane	ug/L	50	59.8	120	60-140	
cis-1,2-Dichloroethene	ug/L	50	61.1	122	60-140	
cis-1,3-Dichloropropene	ug/L	50	59.8	120	60-140	
Dibromochloromethane	ug/L	50	56.2	112	60-140	
Dibromomethane	ug/L	50	55.6	111	60-140	
Dichlorodifluoromethane	ug/L	50	60.9	122	60-140	
Diisopropyl ether	ug/L	50	59.3	119	60-140	
Ethylbenzene	ug/L	50	55.9	112	60-140	
Hexachloro-1,3-butadiene	ug/L	50	41.2	82	60-140	
Isopropylbenzene (Cumene)	ug/L	50	52.7	105	60-140	
m&p-Xylene	ug/L	100	112	112	60-140	
Methyl-tert-butyl ether	ug/L	50	57.6	115	60-140	
Methylene Chloride	ug/L	50	58.1	116	60-140	
n-Butylbenzene	ug/L	50	51.7	103	60-140	
n-Propylbenzene	ug/L	50	56.5	113	60-140	
Naphthalene	ug/L	50	56.4	113	60-140	
o-Xylene	ug/L	50	56.2	112	60-140	
sec-Butylbenzene	ug/L	50	53.4	107	60-140	
Styrene	ug/L	50	60.3	121	60-140	
tert-Butylbenzene	ug/L	50	44.9	90	60-140	
Tetrachloroethene	ug/L	50	52.3	105	60-140	
Toluene	ug/L	50	56.6	113	60-140	
trans-1,2-Dichloroethene	ug/L	50	62.0	124	60-140	
trans-1,3-Dichloropropene	ug/L	50	58.6	117	60-140	
Trichloroethene	ug/L	50	56.9	114	60-140	
Trichlorofluoromethane	ug/L	50	50.6	101	60-140	
Vinyl chloride	ug/L	50	63.2	126	60-140	
1,2-Dichloroethane-d4 (S)	%			102	70-130	
4-Bromofluorobenzene (S)	%			96	70-130	
Toluene-d8 (S)	%			100	70-130	

Results presented on this page are in the units indicated by the "Units" column except where an alternate unit is presented to the right of the result.

REPORT OF LABORATORY ANALYSIS

This report shall not be reproduced, except in full,
without the written consent of Pace Analytical Services, LLC.

Pace Analytical Services, LLC
9800 Kincey Ave. Suite 100
Huntersville, NC 28078
(704)875-9092

QUALITY CONTROL DATA

Project: CPC HUNTERSVILLE
Pace Project No.: 92607872

MATRIX SPIKE & MATRIX SPIKE DUPLICATE: 3666735 3666736

Parameter	Units	92607872021 Result	MS Spike Conc.	MSD Spike Conc.	MS Result	MSD Result	MS % Rec	MSD % Rec	% Rec Limits	RPD	Max RPD	Qual
1,1,1,2-Tetrachloroethane	ug/L	ND	20	20	27.2	24.5	136	122	60-140	10	30	
1,1,1-Trichloroethane	ug/L	ND	20	20	29.2	26.2	146	131	60-140	11	30	M1
1,1,2,2-Tetrachloroethane	ug/L	ND	20	20	28.9	26.0	145	130	60-140	11	30	M1
1,1,2-Trichloroethane	ug/L	ND	20	20	30.0	26.4	150	132	60-140	12	30	M1
1,1-Dichloroethane	ug/L	ND	20	20	30.3	26.9	152	134	60-140	12	30	M1
1,1-Dichloroethene	ug/L	ND	20	20	31.3	28.2	156	141	60-140	10	30	M1
1,1-Dichloropropene	ug/L	ND	20	20	30.2	27.0	151	135	60-140	11	30	M1
1,2,3-Trichlorobenzene	ug/L	ND	20	20	22.8	20.3	114	101	60-140	12	30	
1,2,3-Trichloropropane	ug/L	ND	20	20	28.8	25.4	144	127	60-140	13	30	M1
1,2,4-Trichlorobenzene	ug/L	ND	20	20	22.6	19.7	113	99	60-140	14	30	
1,2,4-Trimethylbenzene	ug/L	ND	20	20	26.3	22.8	131	114	60-140	14	30	
1,2-Dibromo-3-chloropropane	ug/L	ND	20	20	25.6	22.3	128	112	60-140	14	30	
1,2-Dibromoethane (EDB)	ug/L	ND	20	20	29.1	26.1	145	130	60-140	11	30	M1
1,2-Dichlorobenzene	ug/L	ND	20	20	27.1	24.0	135	120	60-140	12	30	
1,2-Dichloroethane	ug/L	ND	20	20	28.9	25.8	145	129	60-140	11	30	M1
1,2-Dichloropropane	ug/L	ND	20	20	30.3	26.8	152	134	60-140	12	30	M1
1,3,5-Trimethylbenzene	ug/L	ND	20	20	26.2	23.5	131	117	60-140	11	30	
1,3-Dichlorobenzene	ug/L	ND	20	20	26.9	23.8	135	119	60-140	12	30	
1,3-Dichloropropane	ug/L	ND	20	20	29.5	26.4	148	132	60-140	11	30	M1
1,4-Dichlorobenzene	ug/L	ND	20	20	26.3	23.5	131	118	60-140	11	30	
2,2-Dichloropropane	ug/L	ND	20	20	26.4	23.6	132	118	60-140	11	30	
2-Chlorotoluene	ug/L	ND	20	20	27.7	24.3	138	122	60-140	13	30	
4-Chlorotoluene	ug/L	ND	20	20	27.3	24.5	137	123	60-140	11	30	
Benzene	ug/L	ND	20	20	28.1	25.0	141	125	60-140	12	30	M1
Bromobenzene	ug/L	ND	20	20	28.0	24.8	140	124	60-140	12	30	
Bromochloromethane	ug/L	ND	20	20	31.8	28.1	159	140	60-140	13	30	M1
Bromodichloromethane	ug/L	ND	20	20	28.4	24.9	142	125	60-140	13	30	M1
Bromoform	ug/L	ND	20	20	25.2	22.6	126	113	60-140	11	30	
Bromomethane	ug/L	ND	20	20	24.6	22.4	123	112	60-140	9	30	
Carbon tetrachloride	ug/L	ND	20	20	26.6	23.4	133	117	60-140	13	30	
Chlorobenzene	ug/L	ND	20	20	28.4	25.6	142	128	60-140	10	30	M1
Chloroethane	ug/L	ND	20	20	33.5	30.9	167	154	60-140	8	30	M1
Chloroform	ug/L	ND	20	20	29.8	27.3	149	137	60-140	9	30	M1
Chloromethane	ug/L	ND	20	20	28.9	26.5	144	133	60-140	9	30	M1
cis-1,2-Dichloroethene	ug/L	ND	20	20	30.1	26.9	150	135	60-140	11	30	M1
cis-1,3-Dichloropropene	ug/L	ND	20	20	28.7	25.7	143	128	60-140	11	30	M1
Dibromochloromethane	ug/L	ND	20	20	27.2	23.9	136	120	60-140	13	30	
Dibromomethane	ug/L	ND	20	20	28.1	24.9	140	124	60-140	12	30	
Dichlorodifluoromethane	ug/L	ND	20	20	27.3	24.2	137	121	60-140	12	30	
Diisopropyl ether	ug/L	ND	20	20	29.5	25.9	148	129	60-140	13	30	M1
Ethylbenzene	ug/L	ND	20	20	27.9	25.0	139	125	60-140	11	30	
Hexachloro-1,3-butadiene	ug/L	ND	20	20	20.3	17.5	101	87	60-140	15	30	
Isopropylbenzene (Cumene)	ug/L	ND	20	20	26.0	23.5	130	117	60-140	10	30	
m&p-Xylene	ug/L	ND	40	40	55.7	49.8	139	124	60-140	11	30	

Results presented on this page are in the units indicated by the "Units" column except where an alternate unit is presented to the right of the result.

REPORT OF LABORATORY ANALYSIS

This report shall not be reproduced, except in full,
without the written consent of Pace Analytical Services, LLC.

Pace Analytical Services, LLC
9800 Kincey Ave. Suite 100
Huntersville, NC 28078
(704)875-9092

QUALITY CONTROL DATA

Project: CPC HUNTERSVILLE
Pace Project No.: 92607872

MATRIX SPIKE & MATRIX SPIKE DUPLICATE: 3666735 3666736

Parameter	Units	92607872021 Result	MS Spike Conc.	MSD Spike Conc.	MS Result	MSD Result	MS % Rec	MSD % Rec	% Rec Limits	RPD	Max RPD	Qual
Methyl-tert-butyl ether	ug/L	ND	20	20	29.2	25.8	146	129	60-140	12	30	M1
Methylene Chloride	ug/L	ND	20	20	28.6	25.6	143	128	60-140	11	30	M1
n-Butylbenzene	ug/L	ND	20	20	24.4	20.9	122	105	60-140	16	30	
n-Propylbenzene	ug/L	ND	20	20	27.0	23.8	135	119	60-140	13	30	
Naphthalene	ug/L	ND	20	20	26.6	23.2	133	116	60-140	14	30	
o-Xylene	ug/L	ND	20	20	27.6	25.1	138	125	60-140	10	30	
sec-Butylbenzene	ug/L	ND	20	20	25.7	22.9	128	114	60-140	12	30	
Styrene	ug/L	ND	20	20	29.3	26.3	146	132	60-140	11	30	M1
tert-Butylbenzene	ug/L	ND	20	20	21.8	19.5	109	97	60-140	11	30	
Tetrachloroethene	ug/L	ND	20	20	25.3	22.7	127	114	60-140	11	30	
Toluene	ug/L	ND	20	20	28.5	25.3	143	127	60-140	12	30	M1
trans-1,2-Dichloroethene	ug/L	ND	20	20	30.8	27.6	154	138	60-140	11	30	M1
trans-1,3-Dichloropropene	ug/L	ND	20	20	28.3	25.1	141	126	60-140	12	30	M1
Trichloroethene	ug/L	ND	20	20	28.6	25.3	143	127	60-140	12	30	M1
Trichlorofluoromethane	ug/L	ND	20	20	26.9	24.1	134	121	60-140	11	30	
Vinyl chloride	ug/L	ND	20	20	30.2	27.2	151	136	60-140	11	30	M1
1,2-Dichloroethane-d4 (S)	%						100	100	70-130			
4-Bromofluorobenzene (S)	%						97	98	70-130			
Toluene-d8 (S)	%						99	100	70-130			

Results presented on this page are in the units indicated by the "Units" column except where an alternate unit is presented to the right of the result.

REPORT OF LABORATORY ANALYSIS

This report shall not be reproduced, except in full,
without the written consent of Pace Analytical Services, LLC.

Pace Analytical Services, LLC
9800 Kincey Ave. Suite 100
Huntersville, NC 28078
(704)875-9092

QUALITY CONTROL DATA

Project: CPC HUNTERSVILLE
Pace Project No.: 92607872

QC Batch: 702611
QC Batch Method: SM 6200B
Analysis Method: SM 6200B
Analysis Description: 6200B MSV
Laboratory: Pace Analytical Services - Charlotte
Associated Lab Samples: 92607872017, 92607872018, 92607872019, 92607872020, 92607872023, 92607872024

METHOD BLANK: 3666746 Matrix: Water
Associated Lab Samples: 92607872017, 92607872018, 92607872019, 92607872020, 92607872023, 92607872024

Parameter	Units	Blank Result	Reporting Limit	MDL	Analyzed	Qualifiers
1,1,1,2-Tetrachloroethane	ug/L	ND	0.50	0.31	06/08/22 08:53	
1,1,1-Trichloroethane	ug/L	ND	0.50	0.33	06/08/22 08:53	
1,1,2,2-Tetrachloroethane	ug/L	ND	0.50	0.22	06/08/22 08:53	
1,1,2-Trichloroethane	ug/L	ND	0.50	0.32	06/08/22 08:53	
1,1-Dichloroethane	ug/L	ND	0.50	0.37	06/08/22 08:53	
1,1-Dichloroethene	ug/L	ND	0.50	0.35	06/08/22 08:53	
1,1-Dichloropropene	ug/L	ND	0.50	0.43	06/08/22 08:53	
1,2,3-Trichlorobenzene	ug/L	ND	2.0	0.81	06/08/22 08:53	
1,2,3-Trichloropropane	ug/L	ND	0.50	0.26	06/08/22 08:53	
1,2,4-Trichlorobenzene	ug/L	ND	2.0	0.64	06/08/22 08:53	
1,2,4-Trimethylbenzene	ug/L	ND	0.50	0.50	06/08/22 08:53	
1,2-Dibromo-3-chloropropane	ug/L	ND	1.0	0.34	06/08/22 08:53	
1,2-Dibromoethane (EDB)	ug/L	ND	0.50	0.27	06/08/22 08:53	
1,2-Dichlorobenzene	ug/L	ND	0.50	0.34	06/08/22 08:53	
1,2-Dichloroethane	ug/L	ND	0.50	0.32	06/08/22 08:53	
1,2-Dichloropropane	ug/L	ND	0.50	0.36	06/08/22 08:53	
1,3,5-Trimethylbenzene	ug/L	ND	0.50	0.33	06/08/22 08:53	
1,3-Dichlorobenzene	ug/L	ND	0.50	0.34	06/08/22 08:53	
1,3-Dichloropropane	ug/L	ND	0.50	0.28	06/08/22 08:53	
1,4-Dichlorobenzene	ug/L	ND	0.50	0.33	06/08/22 08:53	
2,2-Dichloropropane	ug/L	ND	0.50	0.39	06/08/22 08:53	
2-Chlorotoluene	ug/L	ND	0.50	0.32	06/08/22 08:53	
4-Chlorotoluene	ug/L	ND	0.50	0.32	06/08/22 08:53	
Benzene	ug/L	ND	0.50	0.34	06/08/22 08:53	
Bromobenzene	ug/L	ND	0.50	0.29	06/08/22 08:53	
Bromochloromethane	ug/L	ND	0.50	0.47	06/08/22 08:53	
Bromodichloromethane	ug/L	ND	0.50	0.31	06/08/22 08:53	
Bromoform	ug/L	ND	0.50	0.34	06/08/22 08:53	
Bromomethane	ug/L	ND	5.0	1.7	06/08/22 08:53	
Carbon tetrachloride	ug/L	ND	0.50	0.33	06/08/22 08:53	
Chlorobenzene	ug/L	ND	0.50	0.28	06/08/22 08:53	
Chloroethane	ug/L	ND	1.0	0.65	06/08/22 08:53	
Chloroform	ug/L	ND	0.50	0.43	06/08/22 08:53	
Chloromethane	ug/L	ND	1.0	0.54	06/08/22 08:53	
cis-1,2-Dichloroethene	ug/L	ND	0.50	0.38	06/08/22 08:53	
cis-1,3-Dichloropropene	ug/L	ND	0.50	0.36	06/08/22 08:53	
Dibromochloromethane	ug/L	ND	0.50	0.36	06/08/22 08:53	
Dibromomethane	ug/L	ND	0.50	0.39	06/08/22 08:53	
Dichlorodifluoromethane	ug/L	ND	0.50	0.35	06/08/22 08:53	
Diisopropyl ether	ug/L	ND	0.50	0.31	06/08/22 08:53	

Results presented on this page are in the units indicated by the "Units" column except where an alternate unit is presented to the right of the result.

REPORT OF LABORATORY ANALYSIS

This report shall not be reproduced, except in full,
without the written consent of Pace Analytical Services, LLC.

Pace Analytical Services, LLC
9800 Kincey Ave. Suite 100
Huntersville, NC 28078
(704)875-9092

QUALITY CONTROL DATA

Project: CPC HUNTERSVILLE
Pace Project No.: 92607872

METHOD BLANK: 3666746 Matrix: Water
Associated Lab Samples: 92607872017, 92607872018, 92607872019, 92607872020, 92607872023, 92607872024

Parameter	Units	Blank Result	Reporting Limit	MDL	Analyzed	Qualifiers
Ethylbenzene	ug/L	ND	0.50	0.30	06/08/22 08:53	
Hexachloro-1,3-butadiene	ug/L	ND	2.0	1.5	06/08/22 08:53	
Isopropylbenzene (Cumene)	ug/L	ND	0.50	0.33	06/08/22 08:53	
m&p-Xylene	ug/L	ND	1.0	0.71	06/08/22 08:53	
Methyl-tert-butyl ether	ug/L	ND	0.50	0.42	06/08/22 08:53	
Methylene Chloride	ug/L	ND	2.0	2.0	06/08/22 08:53	
n-Butylbenzene	ug/L	ND	0.50	0.49	06/08/22 08:53	
n-Propylbenzene	ug/L	ND	0.50	0.34	06/08/22 08:53	
Naphthalene	ug/L	ND	2.0	0.64	06/08/22 08:53	
o-Xylene	ug/L	ND	0.50	0.34	06/08/22 08:53	
sec-Butylbenzene	ug/L	ND	0.50	0.40	06/08/22 08:53	
Styrene	ug/L	ND	0.50	0.29	06/08/22 08:53	
tert-Butylbenzene	ug/L	ND	0.50	0.32	06/08/22 08:53	
Tetrachloroethene	ug/L	ND	0.50	0.29	06/08/22 08:53	
Toluene	ug/L	ND	0.50	0.48	06/08/22 08:53	
trans-1,2-Dichloroethene	ug/L	ND	0.50	0.40	06/08/22 08:53	
trans-1,3-Dichloropropene	ug/L	ND	0.50	0.36	06/08/22 08:53	
Trichloroethene	ug/L	ND	0.50	0.38	06/08/22 08:53	
Trichlorofluoromethane	ug/L	ND	1.0	0.30	06/08/22 08:53	
Vinyl chloride	ug/L	ND	1.0	0.39	06/08/22 08:53	
1,2-Dichloroethane-d4 (S)	%	101	70-130		06/08/22 08:53	
4-Bromofluorobenzene (S)	%	95	70-130		06/08/22 08:53	
Toluene-d8 (S)	%	99	70-130		06/08/22 08:53	

LABORATORY CONTROL SAMPLE: 3666747

Parameter	Units	Spike Conc.	LCS Result	LCS % Rec	% Rec Limits	Qualifiers
1,1,1,2-Tetrachloroethane	ug/L	50	56.0	112	60-140	
1,1,1-Trichloroethane	ug/L	50	57.6	115	60-140	
1,1,2,2-Tetrachloroethane	ug/L	50	60.4	121	60-140	
1,1,2-Trichloroethane	ug/L	50	60.8	122	60-140	
1,1-Dichloroethane	ug/L	50	60.7	121	60-140	
1,1-Dichloroethene	ug/L	50	62.9	126	60-140	
1,1-Dichloropropene	ug/L	50	60.9	122	60-140	
1,2,3-Trichlorobenzene	ug/L	50	49.3	99	60-140	
1,2,3-Trichloropropane	ug/L	50	58.9	118	60-140	
1,2,4-Trichlorobenzene	ug/L	50	50.0	100	60-140	
1,2,4-Trimethylbenzene	ug/L	50	54.7	109	60-140	
1,2-Dibromo-3-chloropropane	ug/L	50	59.3	119	60-140	
1,2-Dibromoethane (EDB)	ug/L	50	61.0	122	60-140	
1,2-Dichlorobenzene	ug/L	50	57.5	115	60-140	
1,2-Dichloroethane	ug/L	50	57.4	115	60-140	
1,2-Dichloropropane	ug/L	50	60.8	122	60-140	
1,3,5-Trimethylbenzene	ug/L	50	56.2	112	60-140	

Results presented on this page are in the units indicated by the "Units" column except where an alternate unit is presented to the right of the result.

REPORT OF LABORATORY ANALYSIS

This report shall not be reproduced, except in full,
without the written consent of Pace Analytical Services, LLC.

Pace Analytical Services, LLC
9800 Kincey Ave. Suite 100
Huntersville, NC 28078
(704)875-9092

QUALITY CONTROL DATA

Project: CPC HUNTERSVILLE
Pace Project No.: 92607872

LABORATORY CONTROL SAMPLE: 3666747

Parameter	Units	Spike Conc.	LCS Result	LCS % Rec	% Rec Limits	Qualifiers
1,3-Dichlorobenzene	ug/L	50	56.9	114	60-140	
1,3-Dichloropropane	ug/L	50	60.6	121	60-140	
1,4-Dichlorobenzene	ug/L	50	55.9	112	60-140	
2,2-Dichloropropane	ug/L	50	47.6	95	60-140	
2-Chlorotoluene	ug/L	50	58.8	118	60-140	
4-Chlorotoluene	ug/L	50	58.0	116	60-140	
Benzene	ug/L	50	55.7	111	60-140	
Bromobenzene	ug/L	50	59.2	118	60-140	
Bromochloromethane	ug/L	50	63.5	127	60-140	
Bromodichloromethane	ug/L	50	58.2	116	60-140	
Bromoform	ug/L	50	55.6	111	60-140	
Bromomethane	ug/L	50	48.6	97	60-140	
Carbon tetrachloride	ug/L	50	51.0	102	60-140	
Chlorobenzene	ug/L	50	57.7	115	60-140	
Chloroethane	ug/L	50	48.5	97	60-140	
Chloroform	ug/L	50	61.0	122	60-140	
Chloromethane	ug/L	50	61.8	124	60-140	
cis-1,2-Dichloroethene	ug/L	50	60.9	122	60-140	
cis-1,3-Dichloropropene	ug/L	50	59.9	120	60-140	
Dibromochloromethane	ug/L	50	57.7	115	60-140	
Dibromomethane	ug/L	50	57.3	115	60-140	
Dichlorodifluoromethane	ug/L	50	56.8	114	60-140	
Diisopropyl ether	ug/L	50	61.2	122	60-140	
Ethylbenzene	ug/L	50	56.0	112	60-140	
Hexachloro-1,3-butadiene	ug/L	50	39.4	79	60-140	
Isopropylbenzene (Cumene)	ug/L	50	52.7	105	60-140	
m&p-Xylene	ug/L	100	113	113	60-140	
Methyl-tert-butyl ether	ug/L	50	59.3	119	60-140	
Methylene Chloride	ug/L	50	63.3	127	60-140	
n-Butylbenzene	ug/L	50	51.6	103	60-140	
n-Propylbenzene	ug/L	50	57.2	114	60-140	
Naphthalene	ug/L	50	59.2	118	60-140	
o-Xylene	ug/L	50	57.1	114	60-140	
sec-Butylbenzene	ug/L	50	53.6	107	60-140	
Styrene	ug/L	50	60.5	121	60-140	
tert-Butylbenzene	ug/L	50	45.3	91	60-140	
Tetrachloroethene	ug/L	50	51.6	103	60-140	
Toluene	ug/L	50	57.1	114	60-140	
trans-1,2-Dichloroethene	ug/L	50	61.7	123	60-140	
trans-1,3-Dichloropropene	ug/L	50	59.1	118	60-140	
Trichloroethene	ug/L	50	57.0	114	60-140	
Trichlorofluoromethane	ug/L	50	49.6	99	60-140	
Vinyl chloride	ug/L	50	61.1	122	60-140	
1,2-Dichloroethane-d4 (S)	%			104	70-130	
4-Bromofluorobenzene (S)	%			97	70-130	
Toluene-d8 (S)	%			100	70-130	

Results presented on this page are in the units indicated by the "Units" column except where an alternate unit is presented to the right of the result.

REPORT OF LABORATORY ANALYSIS

This report shall not be reproduced, except in full,
without the written consent of Pace Analytical Services, LLC.

Pace Analytical Services, LLC
9800 Kincey Ave. Suite 100
Huntersville, NC 28078
(704)875-9092

QUALITY CONTROL DATA

Project: CPC HUNTERSVILLE
Pace Project No.: 92607872

MATRIX SPIKE & MATRIX SPIKE DUPLICATE: 3666748 3666749

Parameter	Units	92607879003 Result	MS Spike Conc.	MSD Spike Conc.	MS Result	MSD Result	MS % Rec	MSD % Rec	% Rec Limits	RPD	Max RPD	Qual
1,1,1,2-Tetrachloroethane	ug/L	ND	20	20	26.0	30.7	130	153	60-140	17	30	M1
1,1,1-Trichloroethane	ug/L	ND	20	20	27.5	32.9	138	165	60-140	18	30	M1
1,1,2,2-Tetrachloroethane	ug/L	ND	20	20	27.7	33.1	138	166	60-140	18	30	M1
1,1,2-Trichloroethane	ug/L	ND	20	20	28.3	33.9	142	170	60-140	18	30	M1
1,1-Dichloroethane	ug/L	ND	20	20	28.8	34.2	144	171	60-140	17	30	M1
1,1-Dichloroethene	ug/L	ND	20	20	30.5	36.0	152	180	60-140	17	30	M1
1,1-Dichloropropene	ug/L	ND	20	20	29.2	34.7	146	174	60-140	17	30	M1
1,2,3-Trichlorobenzene	ug/L	ND	20	20	21.2	25.9	106	130	60-140	20	30	
1,2,3-Trichloropropane	ug/L	ND	20	20	26.9	32.3	134	161	60-140	18	30	M1
1,2,4-Trichlorobenzene	ug/L	ND	20	20	21.9	26.1	110	131	60-140	18	30	
1,2,4-Trimethylbenzene	ug/L	ND	20	20	24.9	29.8	125	149	60-140	18	30	M1
1,2-Dibromo-3-chloropropane	ug/L	ND	20	20	24.3	30.2	122	151	60-140	21	30	M1
1,2-Dibromoethane (EDB)	ug/L	ND	20	20	27.9	33.2	139	166	60-140	17	30	M1
1,2-Dichlorobenzene	ug/L	ND	20	20	25.8	30.7	129	153	60-140	17	30	M1
1,2-Dichloroethane	ug/L	ND	20	20	27.6	32.6	138	163	60-140	17	30	M1
1,2-Dichloropropane	ug/L	ND	20	20	28.9	34.4	145	172	60-140	17	30	M1
1,3,5-Trimethylbenzene	ug/L	ND	20	20	25.6	30.7	128	153	60-140	18	30	M1
1,3-Dichlorobenzene	ug/L	ND	20	20	26.0	31.0	130	155	60-140	18	30	M1
1,3-Dichloropropane	ug/L	ND	20	20	28.1	33.5	140	167	60-140	18	30	M1
1,4-Dichlorobenzene	ug/L	ND	20	20	25.8	30.7	129	153	60-140	17	30	M1
2,2-Dichloropropane	ug/L	ND	20	20	27.2	32.2	136	161	60-140	17	30	M1
2-Chlorotoluene	ug/L	ND	20	20	26.6	31.8	133	159	60-140	18	30	M1
4-Chlorotoluene	ug/L	ND	20	20	26.6	31.9	133	159	60-140	18	30	M1
Benzene	ug/L	ND	20	20	27.1	32.2	135	161	60-140	17	30	M1
Bromobenzene	ug/L	ND	20	20	26.8	32.1	134	161	60-140	18	30	M1
Bromochloromethane	ug/L	ND	20	20	30.4	35.5	152	177	60-140	15	30	M1
Bromodichloromethane	ug/L	ND	20	20	27.0	32.1	135	160	60-140	17	30	M1
Bromoform	ug/L	ND	20	20	23.5	28.6	118	143	60-140	19	30	M1
Bromomethane	ug/L	ND	20	20	19.4	25.8	97	129	60-140	29	30	
Carbon tetrachloride	ug/L	ND	20	20	25.1	29.3	125	146	60-140	15	30	M1
Chlorobenzene	ug/L	ND	20	20	27.8	32.5	139	162	60-140	16	30	M1
Chloroethane	ug/L	ND	20	20	32.2	36.2	161	181	60-140	12	30	M1
Chloroform	ug/L	ND	20	20	28.9	34.0	144	170	60-140	17	30	M1
Chloromethane	ug/L	ND	20	20	26.1	32.9	131	165	60-140	23	30	M1
cis-1,2-Dichloroethene	ug/L	ND	20	20	28.7	34.2	144	171	60-140	17	30	M1
cis-1,3-Dichloropropene	ug/L	ND	20	20	27.5	33.0	137	165	60-140	18	30	M1
Dibromochloromethane	ug/L	ND	20	20	25.6	30.8	128	154	60-140	19	30	M1
Dibromomethane	ug/L	ND	20	20	26.6	31.9	133	160	60-140	18	30	M1
Dichlorodifluoromethane	ug/L	ND	20	20	25.0	29.8	125	149	60-140	17	30	M1
Diisopropyl ether	ug/L	ND	20	20	27.7	33.4	139	167	60-140	19	30	M1
Ethylbenzene	ug/L	ND	20	20	27.1	31.7	136	158	60-140	15	30	M1
Hexachloro-1,3-butadiene	ug/L	ND	20	20	19.1	22.9	95	114	60-140	18	30	
Isopropylbenzene (Cumene)	ug/L	ND	20	20	24.9	29.6	125	148	60-140	17	30	M1
m&p-Xylene	ug/L	ND	40	40	54.2	63.6	136	159	60-140	16	30	M1

Results presented on this page are in the units indicated by the "Units" column except where an alternate unit is presented to the right of the result.

REPORT OF LABORATORY ANALYSIS

This report shall not be reproduced, except in full,
without the written consent of Pace Analytical Services, LLC.

Pace Analytical Services, LLC
9800 Kincey Ave. Suite 100
Huntersville, NC 28078
(704)875-9092

QUALITY CONTROL DATA

Project: CPC HUNTERSVILLE
Pace Project No.: 92607872

MATRIX SPIKE & MATRIX SPIKE DUPLICATE: 3666748 3666749

Parameter	Units	92607879003 Result	MS Spike Conc.	MSD Spike Conc.	MS Result	MSD Result	MS % Rec	MSD % Rec	% Rec Limits	RPD	Max RPD	Qual
Methyl-tert-butyl ether	ug/L	ND	20	20	27.4	32.4	137	162	60-140	17	30	M1
Methylene Chloride	ug/L	ND	20	20	27.4	32.0	137	160	60-140	15	30	M1
n-Butylbenzene	ug/L	ND	20	20	23.7	28.2	118	141	60-140	17	30	M1
n-Propylbenzene	ug/L	ND	20	20	26.4	31.3	132	156	60-140	17	30	M1
Naphthalene	ug/L	ND	20	20	24.6	30.6	123	153	60-140	22	30	M1
o-Xylene	ug/L	ND	20	20	26.6	31.3	133	156	60-140	16	30	M1
sec-Butylbenzene	ug/L	ND	20	20	25.3	29.9	126	149	60-140	17	30	M1
Styrene	ug/L	ND	20	20	28.5	33.7	142	169	60-140	17	30	M1
tert-Butylbenzene	ug/L	ND	20	20	20.9	24.9	104	124	60-140	17	30	
Tetrachloroethene	ug/L	ND	20	20	25.4	29.6	127	148	60-140	15	30	M1
Toluene	ug/L	ND	20	20	27.3	32.7	137	163	60-140	18	30	M1
trans-1,2-Dichloroethene	ug/L	ND	20	20	29.4	34.6	147	173	60-140	16	30	M1
trans-1,3-Dichloropropene	ug/L	ND	20	20	27.0	32.8	135	164	60-140	19	30	M1
Trichloroethene	ug/L	ND	20	20	27.3	32.6	137	163	60-140	18	30	M1
Trichlorofluoromethane	ug/L	ND	20	20	25.9	30.5	129	152	60-140	16	30	M1
Vinyl chloride	ug/L	ND	20	20	28.9	33.9	145	170	60-140	16	30	M1
1,2-Dichloroethane-d4 (S)	%						100	100	70-130			
4-Bromofluorobenzene (S)	%						97	97	70-130			
Toluene-d8 (S)	%						99	100	70-130			

Results presented on this page are in the units indicated by the "Units" column except where an alternate unit is presented to the right of the result.

REPORT OF LABORATORY ANALYSIS

This report shall not be reproduced, except in full,
without the written consent of Pace Analytical Services, LLC.

Pace Analytical Services, LLC
9800 Kincey Ave. Suite 100
Huntersville, NC 28078
(704)875-9092

QUALITY CONTROL DATA

Project: CPC HUNTERSVILLE
Pace Project No.: 92607872

QC Batch: 702615
QC Batch Method: SM 6200B
Analysis Method: SM 6200B
Analysis Description: 6200B MSV
Laboratory: Pace Analytical Services - Charlotte
Associated Lab Samples: 92607872001, 92607872002, 92607872004, 92607872005

METHOD BLANK: 3666750 Matrix: Water
Associated Lab Samples: 92607872001, 92607872002, 92607872004, 92607872005

Parameter	Units	Blank Result	Reporting Limit	MDL	Analyzed	Qualifiers
1,1,1,2-Tetrachloroethane	ug/L	ND	0.50	0.31	06/07/22 02:02	
1,1,1-Trichloroethane	ug/L	ND	0.50	0.33	06/07/22 02:02	
1,1,2,2-Tetrachloroethane	ug/L	ND	0.50	0.22	06/07/22 02:02	
1,1,2-Trichloroethane	ug/L	ND	0.50	0.32	06/07/22 02:02	
1,1-Dichloroethane	ug/L	ND	0.50	0.37	06/07/22 02:02	
1,1-Dichloroethene	ug/L	ND	0.50	0.35	06/07/22 02:02	
1,1-Dichloropropene	ug/L	ND	0.50	0.43	06/07/22 02:02	
1,2,3-Trichlorobenzene	ug/L	ND	2.0	0.81	06/07/22 02:02	
1,2,3-Trichloropropane	ug/L	ND	0.50	0.26	06/07/22 02:02	
1,2,4-Trichlorobenzene	ug/L	ND	2.0	0.64	06/07/22 02:02	
1,2,4-Trimethylbenzene	ug/L	ND	0.50	0.50	06/07/22 02:02	
1,2-Dibromo-3-chloropropane	ug/L	ND	1.0	0.34	06/07/22 02:02	
1,2-Dibromoethane (EDB)	ug/L	ND	0.50	0.27	06/07/22 02:02	
1,2-Dichlorobenzene	ug/L	ND	0.50	0.34	06/07/22 02:02	
1,2-Dichloroethane	ug/L	ND	0.50	0.32	06/07/22 02:02	
1,2-Dichloropropane	ug/L	ND	0.50	0.36	06/07/22 02:02	
1,3,5-Trimethylbenzene	ug/L	ND	0.50	0.33	06/07/22 02:02	
1,3-Dichlorobenzene	ug/L	ND	0.50	0.34	06/07/22 02:02	
1,3-Dichloropropane	ug/L	ND	0.50	0.28	06/07/22 02:02	
1,4-Dichlorobenzene	ug/L	ND	0.50	0.33	06/07/22 02:02	
2,2-Dichloropropane	ug/L	ND	0.50	0.39	06/07/22 02:02	
2-Chlorotoluene	ug/L	ND	0.50	0.32	06/07/22 02:02	
4-Chlorotoluene	ug/L	ND	0.50	0.32	06/07/22 02:02	
Benzene	ug/L	ND	0.50	0.34	06/07/22 02:02	
Bromobenzene	ug/L	ND	0.50	0.29	06/07/22 02:02	
Bromochloromethane	ug/L	ND	0.50	0.47	06/07/22 02:02	
Bromodichloromethane	ug/L	ND	0.50	0.31	06/07/22 02:02	
Bromoform	ug/L	ND	0.50	0.34	06/07/22 02:02	
Bromomethane	ug/L	ND	5.0	1.7	06/07/22 02:02	
Carbon tetrachloride	ug/L	ND	0.50	0.33	06/07/22 02:02	
Chlorobenzene	ug/L	ND	0.50	0.28	06/07/22 02:02	
Chloroethane	ug/L	ND	1.0	0.65	06/07/22 02:02	
Chloroform	ug/L	ND	0.50	0.43	06/07/22 02:02	
Chloromethane	ug/L	ND	1.0	0.54	06/07/22 02:02	
cis-1,2-Dichloroethene	ug/L	ND	0.50	0.38	06/07/22 02:02	
cis-1,3-Dichloropropene	ug/L	ND	0.50	0.36	06/07/22 02:02	
Dibromochloromethane	ug/L	ND	0.50	0.36	06/07/22 02:02	
Dibromomethane	ug/L	ND	0.50	0.39	06/07/22 02:02	
Dichlorodifluoromethane	ug/L	ND	0.50	0.35	06/07/22 02:02	
Diisopropyl ether	ug/L	ND	0.50	0.31	06/07/22 02:02	

Results presented on this page are in the units indicated by the "Units" column except where an alternate unit is presented to the right of the result.

REPORT OF LABORATORY ANALYSIS

This report shall not be reproduced, except in full,
without the written consent of Pace Analytical Services, LLC.

Pace Analytical Services, LLC
9800 Kincey Ave. Suite 100
Huntersville, NC 28078
(704)875-9092

QUALITY CONTROL DATA

Project: CPC HUNTERSVILLE
Pace Project No.: 92607872

METHOD BLANK: 3666750 Matrix: Water
Associated Lab Samples: 92607872001, 92607872002, 92607872004, 92607872005

Parameter	Units	Blank Result	Reporting Limit	MDL	Analyzed	Qualifiers
Ethylbenzene	ug/L	ND	0.50	0.30	06/07/22 02:02	
Hexachloro-1,3-butadiene	ug/L	ND	2.0	1.5	06/07/22 02:02	
Isopropylbenzene (Cumene)	ug/L	ND	0.50	0.33	06/07/22 02:02	
m&p-Xylene	ug/L	ND	1.0	0.71	06/07/22 02:02	
Methyl-tert-butyl ether	ug/L	ND	0.50	0.42	06/07/22 02:02	
Methylene Chloride	ug/L	ND	2.0	2.0	06/07/22 02:02	
n-Butylbenzene	ug/L	ND	0.50	0.49	06/07/22 02:02	
n-Propylbenzene	ug/L	ND	0.50	0.34	06/07/22 02:02	
Naphthalene	ug/L	ND	2.0	0.64	06/07/22 02:02	
o-Xylene	ug/L	ND	0.50	0.34	06/07/22 02:02	
sec-Butylbenzene	ug/L	ND	0.50	0.40	06/07/22 02:02	
Styrene	ug/L	ND	0.50	0.29	06/07/22 02:02	
tert-Butylbenzene	ug/L	ND	0.50	0.32	06/07/22 02:02	
Tetrachloroethene	ug/L	ND	0.50	0.29	06/07/22 02:02	
Toluene	ug/L	ND	0.50	0.48	06/07/22 02:02	
trans-1,2-Dichloroethene	ug/L	ND	0.50	0.40	06/07/22 02:02	
trans-1,3-Dichloropropene	ug/L	ND	0.50	0.36	06/07/22 02:02	
Trichloroethene	ug/L	ND	0.50	0.38	06/07/22 02:02	
Trichlorofluoromethane	ug/L	ND	1.0	0.30	06/07/22 02:02	
Vinyl chloride	ug/L	ND	1.0	0.39	06/07/22 02:02	
1,2-Dichloroethane-d4 (S)	%	92	70-130		06/07/22 02:02	
4-Bromofluorobenzene (S)	%	98	70-130		06/07/22 02:02	
Toluene-d8 (S)	%	105	70-130		06/07/22 02:02	

LABORATORY CONTROL SAMPLE: 3666751

Parameter	Units	Spike Conc.	LCS Result	LCS % Rec	% Rec Limits	Qualifiers
1,1,1,2-Tetrachloroethane	ug/L	50	46.7	93	60-140	
1,1,1-Trichloroethane	ug/L	50	49.9	100	60-140	
1,1,2,2-Tetrachloroethane	ug/L	50	42.6	85	60-140	
1,1,2-Trichloroethane	ug/L	50	47.6	95	60-140	
1,1-Dichloroethane	ug/L	50	44.7	89	60-140	
1,1-Dichloroethene	ug/L	50	51.0	102	60-140	
1,1-Dichloropropene	ug/L	50	46.6	93	60-140	
1,2,3-Trichlorobenzene	ug/L	50	47.5	95	60-140	
1,2,3-Trichloropropane	ug/L	50	42.4	85	60-140	
1,2,4-Trichlorobenzene	ug/L	50	45.9	92	60-140	
1,2,4-Trimethylbenzene	ug/L	50	44.3	89	60-140	
1,2-Dibromo-3-chloropropane	ug/L	50	41.2	82	60-140	
1,2-Dibromoethane (EDB)	ug/L	50	46.8	94	60-140	
1,2-Dichlorobenzene	ug/L	50	43.8	88	60-140	
1,2-Dichloroethane	ug/L	50	48.0	96	60-140	
1,2-Dichloropropane	ug/L	50	50.1	100	60-140	
1,3,5-Trimethylbenzene	ug/L	50	45.7	91	60-140	

Results presented on this page are in the units indicated by the "Units" column except where an alternate unit is presented to the right of the result.

REPORT OF LABORATORY ANALYSIS

This report shall not be reproduced, except in full,
without the written consent of Pace Analytical Services, LLC.

Pace Analytical Services, LLC
9800 Kincey Ave. Suite 100
Huntersville, NC 28078
(704)875-9092

QUALITY CONTROL DATA

Project: CPC HUNTERSVILLE
Pace Project No.: 92607872

LABORATORY CONTROL SAMPLE: 3666751

Parameter	Units	Spike Conc.	LCS Result	LCS % Rec	% Rec Limits	Qualifiers
1,3-Dichlorobenzene	ug/L	50	44.0	88	60-140	
1,3-Dichloropropane	ug/L	50	45.9	92	60-140	
1,4-Dichlorobenzene	ug/L	50	43.2	86	60-140	
2,2-Dichloropropane	ug/L	50	45.3	91	60-140	
2-Chlorotoluene	ug/L	50	42.4	85	60-140	
4-Chlorotoluene	ug/L	50	42.1	84	60-140	
Benzene	ug/L	50	45.8	92	60-140	
Bromobenzene	ug/L	50	42.8	86	60-140	
Bromochloromethane	ug/L	50	42.8	86	60-140	
Bromodichloromethane	ug/L	50	43.1	86	60-140	
Bromoform	ug/L	50	43.9	88	60-140	
Bromomethane	ug/L	50	59.2	118	60-140	
Carbon tetrachloride	ug/L	50	51.9	104	60-140	
Chlorobenzene	ug/L	50	44.5	89	60-140	
Chloroethane	ug/L	50	68.5	137	60-140	
Chloroform	ug/L	50	42.3	85	60-140	
Chloromethane	ug/L	50	52.0	104	60-140	
cis-1,2-Dichloroethene	ug/L	50	47.0	94	60-140	
cis-1,3-Dichloropropene	ug/L	50	47.8	96	60-140	
Dibromochloromethane	ug/L	50	44.9	90	60-140	
Dibromomethane	ug/L	50	46.2	92	60-140	
Dichlorodifluoromethane	ug/L	50	61.3	123	60-140	
Diisopropyl ether	ug/L	50	49.6	99	60-140	
Ethylbenzene	ug/L	50	43.8	88	60-140	
Hexachloro-1,3-butadiene	ug/L	50	52.3	105	60-140	
Isopropylbenzene (Cumene)	ug/L	50	44.7	89	60-140	
m&p-Xylene	ug/L	100	88.4	88	60-140	
Methyl-tert-butyl ether	ug/L	50	46.3	93	60-140	
Methylene Chloride	ug/L	50	42.3	85	60-140	
n-Butylbenzene	ug/L	50	47.7	95	60-140	
n-Propylbenzene	ug/L	50	43.6	87	60-140	
Naphthalene	ug/L	50	45.1	90	60-140	
o-Xylene	ug/L	50	43.7	87	60-140	
sec-Butylbenzene	ug/L	50	46.6	93	60-140	
Styrene	ug/L	50	44.2	88	60-140	
tert-Butylbenzene	ug/L	50	38.1	76	60-140	
Tetrachloroethene	ug/L	50	48.4	97	60-140	
Toluene	ug/L	50	43.5	87	60-140	
trans-1,2-Dichloroethene	ug/L	50	48.7	97	60-140	
trans-1,3-Dichloropropene	ug/L	50	47.0	94	60-140	
Trichloroethene	ug/L	50	54.1	108	60-140	
Trichlorofluoromethane	ug/L	50	61.3	123	60-140	
Vinyl chloride	ug/L	50	56.6	113	60-140	
1,2-Dichloroethane-d4 (S)	%			96	70-130	
4-Bromofluorobenzene (S)	%			96	70-130	
Toluene-d8 (S)	%			96	70-130	

Results presented on this page are in the units indicated by the "Units" column except where an alternate unit is presented to the right of the result.

REPORT OF LABORATORY ANALYSIS

This report shall not be reproduced, except in full,
without the written consent of Pace Analytical Services, LLC.

Pace Analytical Services, LLC
9800 Kincey Ave. Suite 100
Huntersville, NC 28078
(704)875-9092

QUALITY CONTROL DATA

Project: CPC HUNTERSVILLE
Pace Project No.: 92607872

MATRIX SPIKE & MATRIX SPIKE DUPLICATE: 3666752 3666753

Parameter	Units	92607872005 Result	MS Spike Conc.	MSD Spike Conc.	MS Result	MSD Result	MS % Rec	MSD % Rec	% Rec Limits	RPD	Max RPD	Qual
1,1,1,2-Tetrachloroethane	ug/L	ND	20	20	21.5	22.8	107	114	60-140	6	30	
1,1,1-Trichloroethane	ug/L	ND	20	20	23.3	24.6	116	123	60-140	5	30	
1,1,2,2-Tetrachloroethane	ug/L	ND	20	20	22.6	24.1	113	120	60-140	6	30	
1,1,2-Trichloroethane	ug/L	ND	20	20	23.3	24.3	116	121	60-140	4	30	
1,1-Dichloroethane	ug/L	ND	20	20	24.0	25.4	120	127	60-140	6	30	
1,1-Dichloroethene	ug/L	ND	20	20	25.8	27.2	129	136	60-140	5	30	
1,1-Dichloropropene	ug/L	ND	20	20	24.9	26.1	124	131	60-140	5	30	
1,2,3-Trichlorobenzene	ug/L	ND	20	20	18.5	19.5	93	98	60-140	5	30	
1,2,3-Trichloropropane	ug/L	ND	20	20	21.9	23.7	110	118	60-140	8	30	
1,2,4-Trichlorobenzene	ug/L	ND	20	20	18.6	19.4	93	97	60-140	5	30	
1,2,4-Trimethylbenzene	ug/L	ND	20	20	21.3	22.3	106	112	60-140	5	30	
1,2-Dibromo-3-chloropropane	ug/L	ND	20	20	20.2	20.9	101	105	60-140	4	30	
1,2-Dibromoethane (EDB)	ug/L	ND	20	20	22.8	24.2	114	121	60-140	6	30	
1,2-Dichlorobenzene	ug/L	ND	20	20	21.9	22.9	110	114	60-140	4	30	
1,2-Dichloroethane	ug/L	ND	20	20	22.8	24.0	114	120	60-140	5	30	
1,2-Dichloropropane	ug/L	ND	20	20	24.0	25.1	120	126	60-140	5	30	
1,3,5-Trimethylbenzene	ug/L	ND	20	20	22.3	23.0	111	115	60-140	3	30	
1,3-Dichlorobenzene	ug/L	ND	20	20	22.4	23.3	112	116	60-140	4	30	
1,3-Dichloropropane	ug/L	ND	20	20	23.0	24.5	115	122	60-140	6	30	
1,4-Dichlorobenzene	ug/L	ND	20	20	21.7	22.7	109	113	60-140	4	30	
2,2-Dichloropropane	ug/L	ND	20	20	22.8	24.3	114	121	60-140	6	30	
2-Chlorotoluene	ug/L	ND	20	20	22.6	23.7	113	118	60-140	5	30	
4-Chlorotoluene	ug/L	ND	20	20	23.1	23.8	115	119	60-140	3	30	
Benzene	ug/L	ND	20	20	22.7	23.9	113	120	60-140	5	30	
Bromobenzene	ug/L	ND	20	20	22.9	23.7	115	119	60-140	3	30	
Bromochloromethane	ug/L	ND	20	20	25.0	26.5	125	132	60-140	6	30	
Bromodichloromethane	ug/L	ND	20	20	22.2	23.3	111	116	60-140	5	30	
Bromoform	ug/L	ND	20	20	19.4	20.3	97	101	60-140	5	30	
Bromomethane	ug/L	ND	20	20	22.4	22.9	112	115	60-140	2	30	
Carbon tetrachloride	ug/L	ND	20	20	21.6	22.6	108	113	60-140	5	30	
Chlorobenzene	ug/L	ND	20	20	23.0	24.3	115	122	60-140	6	30	
Chloroethane	ug/L	ND	20	20	29.0	30.4	145	152	60-140	5	30	M1
Chloroform	ug/L	ND	20	20	24.0	25.8	120	129	60-140	7	30	
Chloromethane	ug/L	ND	20	20	25.4	27.0	127	135	60-140	6	30	
cis-1,2-Dichloroethene	ug/L	ND	20	20	24.2	25.5	121	128	60-140	5	30	
cis-1,3-Dichloropropene	ug/L	ND	20	20	22.7	24.1	113	120	60-140	6	30	
Dibromochloromethane	ug/L	ND	20	20	21.0	22.5	105	113	60-140	7	30	
Dibromomethane	ug/L	ND	20	20	22.0	23.2	110	116	60-140	5	30	
Dichlorodifluoromethane	ug/L	ND	20	20	24.1	25.5	120	128	60-140	6	30	
Diisopropyl ether	ug/L	ND	20	20	22.9	24.3	114	122	60-140	6	30	
Ethylbenzene	ug/L	ND	20	20	22.7	24.2	114	121	60-140	6	30	
Hexachloro-1,3-butadiene	ug/L	ND	20	20	17.7	18.1	88	91	60-140	3	30	
Isopropylbenzene (Cumene)	ug/L	ND	20	20	21.1	22.3	105	112	60-140	6	30	
m&p-Xylene	ug/L	ND	40	40	45.7	48.4	114	121	60-140	6	30	

Results presented on this page are in the units indicated by the "Units" column except where an alternate unit is presented to the right of the result.

REPORT OF LABORATORY ANALYSIS

This report shall not be reproduced, except in full,
without the written consent of Pace Analytical Services, LLC.

Pace Analytical Services, LLC
9800 Kincey Ave. Suite 100
Huntersville, NC 28078
(704)875-9092

QUALITY CONTROL DATA

Project: CPC HUNTERSVILLE
Pace Project No.: 92607872

MATRIX SPIKE & MATRIX SPIKE DUPLICATE: 3666752 3666753

Parameter	Units	92607872005 Result	MS Spike Conc.	MSD Spike Conc.	MS Result	MSD Result	MS % Rec	MSD % Rec	% Rec Limits	RPD	Max RPD	Qual
Methyl-tert-butyl ether	ug/L	ND	20	20	22.2	23.7	111	119	60-140	7	30	
Methylene Chloride	ug/L	ND	20	20	22.4	23.5	112	117	60-140	5	30	
n-Butylbenzene	ug/L	ND	20	20	20.7	21.5	104	108	60-140	4	30	
n-Propylbenzene	ug/L	ND	20	20	22.9	23.7	115	119	60-140	3	30	
Naphthalene	ug/L	ND	20	20	20.7	21.5	103	107	60-140	4	30	
o-Xylene	ug/L	ND	20	20	22.3	23.6	111	118	60-140	6	30	
sec-Butylbenzene	ug/L	ND	20	20	21.6	22.8	108	114	60-140	5	30	
Styrene	ug/L	ND	20	20	23.6	24.9	118	125	60-140	5	30	
tert-Butylbenzene	ug/L	ND	20	20	17.9	18.6	90	93	60-140	4	30	
Tetrachloroethene	ug/L	ND	20	20	21.2	22.7	106	114	60-140	7	30	
Toluene	ug/L	ND	20	20	22.8	23.9	114	120	60-140	5	30	
trans-1,2-Dichloroethene	ug/L	ND	20	20	24.7	26.1	123	130	60-140	5	30	
trans-1,3-Dichloropropene	ug/L	ND	20	20	22.4	23.7	112	118	60-140	6	30	
Trichloroethene	ug/L	ND	20	20	23.2	24.3	116	121	60-140	5	30	
Trichlorofluoromethane	ug/L	ND	20	20	22.6	23.8	113	119	60-140	5	30	
Vinyl chloride	ug/L	ND	20	20	25.6	26.6	128	133	60-140	4	30	
1,2-Dichloroethane-d4 (S)	%						100	101	70-130			
4-Bromofluorobenzene (S)	%						97	98	70-130			
Toluene-d8 (S)	%						99	100	70-130			

Results presented on this page are in the units indicated by the "Units" column except where an alternate unit is presented to the right of the result.

REPORT OF LABORATORY ANALYSIS

This report shall not be reproduced, except in full,
without the written consent of Pace Analytical Services, LLC.

Pace Analytical Services, LLC
9800 Kincey Ave. Suite 100
Huntersville, NC 28078
(704)875-9092

QUALITY CONTROL DATA

Project: CPC HUNTERSVILLE
Pace Project No.: 92607872

QC Batch: 702855
QC Batch Method: SM 6200B
Analysis Method: SM 6200B
Analysis Description: 6200B MSV
Laboratory: Pace Analytical Services - Charlotte
Associated Lab Samples: 92607872003, 92607872006, 92607872007, 92607872009, 92607872010, 92607872011, 92607872013, 92607872014, 92607872016

METHOD BLANK: 3668076
Matrix: Water
Associated Lab Samples: 92607872003, 92607872006, 92607872007, 92607872009, 92607872010, 92607872011, 92607872013, 92607872014, 92607872016

Parameter	Units	Blank Result	Reporting Limit	MDL	Analyzed	Qualifiers
1,1,1,2-Tetrachloroethane	ug/L	ND	0.50	0.31	06/08/22 11:17	
1,1,1-Trichloroethane	ug/L	ND	0.50	0.33	06/08/22 11:17	
1,1,2,2-Tetrachloroethane	ug/L	ND	0.50	0.22	06/08/22 11:17	
1,1,2-Trichloroethane	ug/L	ND	0.50	0.32	06/08/22 11:17	
1,1-Dichloroethane	ug/L	ND	0.50	0.37	06/08/22 11:17	
1,1-Dichloroethene	ug/L	ND	0.50	0.35	06/08/22 11:17	
1,1-Dichloropropene	ug/L	ND	0.50	0.43	06/08/22 11:17	
1,2,3-Trichlorobenzene	ug/L	ND	2.0	0.81	06/08/22 11:17	
1,2,3-Trichloropropane	ug/L	ND	0.50	0.26	06/08/22 11:17	
1,2,4-Trichlorobenzene	ug/L	ND	2.0	0.64	06/08/22 11:17	
1,2,4-Trimethylbenzene	ug/L	ND	0.50	0.50	06/08/22 11:17	
1,2-Dibromo-3-chloropropane	ug/L	ND	1.0	0.34	06/08/22 11:17	
1,2-Dibromoethane (EDB)	ug/L	ND	0.50	0.27	06/08/22 11:17	
1,2-Dichlorobenzene	ug/L	ND	0.50	0.34	06/08/22 11:17	
1,2-Dichloroethane	ug/L	ND	0.50	0.32	06/08/22 11:17	
1,2-Dichloropropane	ug/L	ND	0.50	0.36	06/08/22 11:17	
1,3,5-Trimethylbenzene	ug/L	ND	0.50	0.33	06/08/22 11:17	
1,3-Dichlorobenzene	ug/L	ND	0.50	0.34	06/08/22 11:17	
1,3-Dichloropropane	ug/L	ND	0.50	0.28	06/08/22 11:17	
1,4-Dichlorobenzene	ug/L	ND	0.50	0.33	06/08/22 11:17	
2,2-Dichloropropane	ug/L	ND	0.50	0.39	06/08/22 11:17	
2-Chlorotoluene	ug/L	ND	0.50	0.32	06/08/22 11:17	
4-Chlorotoluene	ug/L	ND	0.50	0.32	06/08/22 11:17	
Benzene	ug/L	ND	0.50	0.34	06/08/22 11:17	
Bromobenzene	ug/L	ND	0.50	0.29	06/08/22 11:17	
Bromochloromethane	ug/L	ND	0.50	0.47	06/08/22 11:17	
Bromodichloromethane	ug/L	ND	0.50	0.31	06/08/22 11:17	
Bromoform	ug/L	ND	0.50	0.34	06/08/22 11:17	
Bromomethane	ug/L	ND	5.0	1.7	06/08/22 11:17	
Carbon tetrachloride	ug/L	ND	0.50	0.33	06/08/22 11:17	
Chlorobenzene	ug/L	ND	0.50	0.28	06/08/22 11:17	
Chloroethane	ug/L	ND	1.0	0.65	06/08/22 11:17	
Chloroform	ug/L	ND	0.50	0.43	06/08/22 11:17	
Chloromethane	ug/L	ND	1.0	0.54	06/08/22 11:17	
cis-1,2-Dichloroethene	ug/L	ND	0.50	0.38	06/08/22 11:17	
cis-1,3-Dichloropropene	ug/L	ND	0.50	0.36	06/08/22 11:17	
Dibromochloromethane	ug/L	ND	0.50	0.36	06/08/22 11:17	
Dibromomethane	ug/L	ND	0.50	0.39	06/08/22 11:17	
Dichlorodifluoromethane	ug/L	ND	0.50	0.35	06/08/22 11:17	

Results presented on this page are in the units indicated by the "Units" column except where an alternate unit is presented to the right of the result.

REPORT OF LABORATORY ANALYSIS

This report shall not be reproduced, except in full,
without the written consent of Pace Analytical Services, LLC.

Pace Analytical Services, LLC
9800 Kincey Ave. Suite 100
Huntersville, NC 28078
(704)875-9092

QUALITY CONTROL DATA

Project: CPC HUNTERSVILLE
Pace Project No.: 92607872

METHOD BLANK: 3668076 Matrix: Water
Associated Lab Samples: 92607872003, 92607872006, 92607872007, 92607872009, 92607872010, 92607872011, 92607872013, 92607872014, 92607872016

Parameter	Units	Blank Result	Reporting Limit	MDL	Analyzed	Qualifiers
Diisopropyl ether	ug/L	ND	0.50	0.31	06/08/22 11:17	
Ethylbenzene	ug/L	ND	0.50	0.30	06/08/22 11:17	
Hexachloro-1,3-butadiene	ug/L	ND	2.0	1.5	06/08/22 11:17	
Isopropylbenzene (Cumene)	ug/L	ND	0.50	0.33	06/08/22 11:17	
m&p-Xylene	ug/L	ND	1.0	0.71	06/08/22 11:17	
Methyl-tert-butyl ether	ug/L	ND	0.50	0.42	06/08/22 11:17	
Methylene Chloride	ug/L	ND	2.0	2.0	06/08/22 11:17	
n-Butylbenzene	ug/L	ND	0.50	0.49	06/08/22 11:17	
n-Propylbenzene	ug/L	ND	0.50	0.34	06/08/22 11:17	
Naphthalene	ug/L	ND	2.0	0.64	06/08/22 11:17	
o-Xylene	ug/L	ND	0.50	0.34	06/08/22 11:17	
sec-Butylbenzene	ug/L	ND	0.50	0.40	06/08/22 11:17	
Styrene	ug/L	ND	0.50	0.29	06/08/22 11:17	
tert-Butylbenzene	ug/L	ND	0.50	0.32	06/08/22 11:17	
Tetrachloroethene	ug/L	ND	0.50	0.29	06/08/22 11:17	
Toluene	ug/L	ND	0.50	0.48	06/08/22 11:17	
trans-1,2-Dichloroethene	ug/L	ND	0.50	0.40	06/08/22 11:17	
trans-1,3-Dichloropropene	ug/L	ND	0.50	0.36	06/08/22 11:17	
Trichloroethene	ug/L	ND	0.50	0.38	06/08/22 11:17	
Trichlorofluoromethane	ug/L	ND	1.0	0.30	06/08/22 11:17	
Vinyl chloride	ug/L	ND	1.0	0.39	06/08/22 11:17	
1,2-Dichloroethane-d4 (S)	%	83	70-130		06/08/22 11:17	
4-Bromofluorobenzene (S)	%	99	70-130		06/08/22 11:17	
Toluene-d8 (S)	%	93	70-130		06/08/22 11:17	

LABORATORY CONTROL SAMPLE: 3668077

Parameter	Units	Spike Conc.	LCS Result	LCS % Rec	% Rec Limits	Qualifiers
1,1,1,2-Tetrachloroethane	ug/L	50	52.0	104	60-140	
1,1,1-Trichloroethane	ug/L	50	41.3	83	60-140	
1,1,2,2-Tetrachloroethane	ug/L	50	49.3	99	60-140	
1,1,2-Trichloroethane	ug/L	50	47.2	94	60-140	
1,1-Dichloroethane	ug/L	50	39.2	78	60-140	
1,1-Dichloroethene	ug/L	50	41.8	84	60-140	
1,1-Dichloropropene	ug/L	50	43.2	86	60-140	
1,2,3-Trichlorobenzene	ug/L	50	51.9	104	60-140	
1,2,3-Trichloropropane	ug/L	50	46.1	92	60-140	
1,2,4-Trichlorobenzene	ug/L	50	51.3	103	60-140	
1,2,4-Trimethylbenzene	ug/L	50	47.9	96	60-140	
1,2-Dibromo-3-chloropropane	ug/L	50	51.4	103	60-140	
1,2-Dibromoethane (EDB)	ug/L	50	50.1	100	60-140	
1,2-Dichlorobenzene	ug/L	50	48.6	97	60-140	
1,2-Dichloroethane	ug/L	50	39.8	80	60-140	

Results presented on this page are in the units indicated by the "Units" column except where an alternate unit is presented to the right of the result.

REPORT OF LABORATORY ANALYSIS

This report shall not be reproduced, except in full,
without the written consent of Pace Analytical Services, LLC.

Pace Analytical Services, LLC
9800 Kincey Ave. Suite 100
Huntersville, NC 28078
(704)875-9092

QUALITY CONTROL DATA

Project: CPC HUNTERSVILLE
Pace Project No.: 92607872

LABORATORY CONTROL SAMPLE: 3668077

Parameter	Units	Spike Conc.	LCS Result	LCS % Rec	% Rec Limits	Qualifiers
1,2-Dichloropropane	ug/L	50	45.7	91	60-140	
1,3,5-Trimethylbenzene	ug/L	50	49.3	99	60-140	
1,3-Dichlorobenzene	ug/L	50	47.6	95	60-140	
1,3-Dichloropropane	ug/L	50	48.0	96	60-140	
1,4-Dichlorobenzene	ug/L	50	46.5	93	60-140	
2,2-Dichloropropane	ug/L	50	40.4	81	60-140	
2-Chlorotoluene	ug/L	50	46.5	93	60-140	
4-Chlorotoluene	ug/L	50	48.5	97	60-140	
Benzene	ug/L	50	43.7	87	60-140	
Bromobenzene	ug/L	50	48.8	98	60-140	
Bromochloromethane	ug/L	50	35.2	70	60-140	
Bromodichloromethane	ug/L	50	49.5	99	60-140	
Bromoform	ug/L	50	44.4	89	60-140	
Bromomethane	ug/L	50	41.8	84	60-140	
Carbon tetrachloride	ug/L	50	48.4	97	60-140	
Chlorobenzene	ug/L	50	48.5	97	60-140	
Chloroethane	ug/L	50	44.2	88	60-140	
Chloroform	ug/L	50	39.6	79	60-140	
Chloromethane	ug/L	50	38.7	77	60-140	
cis-1,2-Dichloroethene	ug/L	50	39.5	79	60-140	
cis-1,3-Dichloropropene	ug/L	50	48.9	98	60-140	
Dibromochloromethane	ug/L	50	52.9	106	60-140	
Dibromomethane	ug/L	50	47.2	94	60-140	
Dichlorodifluoromethane	ug/L	50	41.1	82	60-140	
Diisopropyl ether	ug/L	50	40.7	81	60-140	
Ethylbenzene	ug/L	50	47.0	94	60-140	
Hexachloro-1,3-butadiene	ug/L	50	50.3	101	60-140	
Isopropylbenzene (Cumene)	ug/L	50	47.0	94	60-140	
m&p-Xylene	ug/L	100	96.1	96	60-140	
Methyl-tert-butyl ether	ug/L	50	39.6	79	60-140	
Methylene Chloride	ug/L	50	38.1	76	60-140	
n-Butylbenzene	ug/L	50	48.6	97	60-140	
n-Propylbenzene	ug/L	50	48.2	96	60-140	
Naphthalene	ug/L	50	52.7	105	60-140	
o-Xylene	ug/L	50	48.2	96	60-140	
sec-Butylbenzene	ug/L	50	47.6	95	60-140	
Styrene	ug/L	50	49.9	100	60-140	
tert-Butylbenzene	ug/L	50	41.9	84	60-140	
Tetrachloroethene	ug/L	50	49.3	99	60-140	
Toluene	ug/L	50	45.1	90	60-140	
trans-1,2-Dichloroethene	ug/L	50	40.1	80	60-140	
trans-1,3-Dichloropropene	ug/L	50	48.4	97	60-140	
Trichloroethene	ug/L	50	45.3	91	60-140	
Trichlorofluoromethane	ug/L	50	41.4	83	60-140	
Vinyl chloride	ug/L	50	41.5	83	60-140	
1,2-Dichloroethane-d4 (S)	%			83	70-130	
4-Bromofluorobenzene (S)	%			100	70-130	

Results presented on this page are in the units indicated by the "Units" column except where an alternate unit is presented to the right of the result.

REPORT OF LABORATORY ANALYSIS

This report shall not be reproduced, except in full,
without the written consent of Pace Analytical Services, LLC.

Pace Analytical Services, LLC
9800 Kincey Ave. Suite 100
Huntersville, NC 28078
(704)875-9092

QUALITY CONTROL DATA

Project: CPC HUNTERSVILLE
Pace Project No.: 92607872

LABORATORY CONTROL SAMPLE: 3668077

Parameter	Units	Spike Conc.	LCS Result	LCS % Rec	% Rec Limits	Qualifiers
Toluene-d8 (S)	%			98	70-130	

MATRIX SPIKE & MATRIX SPIKE DUPLICATE: 3668078 3668079

Parameter	Units	92607872003 Result	MS Spike Conc.	MSD Spike Conc.	MS Result	MSD Result	MS % Rec	MSD % Rec	% Rec Limits	RPD	Max RPD	Qual
1,1,1,2-Tetrachloroethane	ug/L	ND	100	100	107	107	107	107	60-140	0	30	
1,1,1-Trichloroethane	ug/L	ND	100	100	82.2	80.7	82	81	60-140	2	30	
1,1,2,2-Tetrachloroethane	ug/L	ND	100	100	96.1	95.7	96	96	60-140	0	30	
1,1,2-Trichloroethane	ug/L	ND	100	100	95.5	97.1	96	97	60-140	2	30	
1,1-Dichloroethane	ug/L	ND	100	100	79.9	80.7	80	81	60-140	1	30	
1,1-Dichloroethene	ug/L	ND	100	100	82.1	82.7	82	83	60-140	1	30	
1,1-Dichloropropene	ug/L	ND	100	100	83.6	84.2	84	84	60-140	1	30	
1,2,3-Trichlorobenzene	ug/L	ND	100	100	98.7	109	99	109	60-140	10	30	
1,2,3-Trichloropropane	ug/L	ND	100	100	85.4	92.3	85	92	60-140	8	30	
1,2,4-Trichlorobenzene	ug/L	ND	100	100	97.2	96.1	97	96	60-140	1	30	
1,2,4-Trimethylbenzene	ug/L	162	100	100	270	258	107	96	60-140	4	30	
1,2-Dibromo-3-chloropropane	ug/L	ND	100	100	91.2	96.0	91	96	60-140	5	30	
1,2-Dibromoethane (EDB)	ug/L	ND	100	100	99.7	101	100	101	60-140	2	30	
1,2-Dichlorobenzene	ug/L	ND	100	100	94.4	95.3	94	95	60-140	1	30	
1,2-Dichloroethane	ug/L	ND	100	100	79.5	77.1	80	77	60-140	3	30	
1,2-Dichloropropane	ug/L	ND	100	100	93.1	96.3	93	96	60-140	3	30	
1,3,5-Trimethylbenzene	ug/L	57.9	100	100	164	162	106	104	60-140	1	30	
1,3-Dichlorobenzene	ug/L	ND	100	100	94.4	93.2	94	93	60-140	1	30	
1,3-Dichloropropane	ug/L	ND	100	100	95.9	95.1	96	95	60-140	1	30	
1,4-Dichlorobenzene	ug/L	ND	100	100	90.2	94.2	90	94	60-140	4	30	
2,2-Dichloropropane	ug/L	ND	100	100	74.0	69.3	74	69	60-140	7	30	
2-Chlorotoluene	ug/L	ND	100	100	99.1	99.3	99	99	60-140	0	30	
4-Chlorotoluene	ug/L	ND	100	100	97.2	95.2	97	95	60-140	2	30	
Benzene	ug/L	285	100	100	383	383	98	98	60-140	0	30	
Bromobenzene	ug/L	ND	100	100	100	99.3	100	99	60-140	1	30	
Bromochloromethane	ug/L	ND	100	100	71.4	74.9	71	75	60-140	5	30	
Bromodichloromethane	ug/L	ND	100	100	96.8	101	97	101	60-140	4	30	
Bromoform	ug/L	ND	100	100	84.7	85.5	85	86	60-140	1	30	
Bromomethane	ug/L	ND	100	100	73.4	81.8	72	80	60-140	11	30	
Carbon tetrachloride	ug/L	ND	100	100	101	102	101	102	60-140	1	30	
Chlorobenzene	ug/L	ND	100	100	98.1	99.9	98	100	60-140	2	30	
Chloroethane	ug/L	ND	100	100	88.4	93.3	88	93	60-140	5	30	
Chloroform	ug/L	ND	100	100	79.2	78.6	79	79	60-140	1	30	
Chloromethane	ug/L	ND	100	100	74.5	77.7	74	78	60-140	4	30	
cis-1,2-Dichloroethene	ug/L	ND	100	100	77.6	77.5	78	78	60-140	0	30	
cis-1,3-Dichloropropene	ug/L	ND	100	100	94.2	95.0	94	95	60-140	1	30	
Dibromochloromethane	ug/L	ND	100	100	99.0	98.1	99	98	60-140	1	30	
Dibromomethane	ug/L	ND	100	100	93.8	96.9	94	97	60-140	3	30	

Results presented on this page are in the units indicated by the "Units" column except where an alternate unit is presented to the right of the result.

REPORT OF LABORATORY ANALYSIS

This report shall not be reproduced, except in full,
without the written consent of Pace Analytical Services, LLC.

Pace Analytical Services, LLC
9800 Kincey Ave. Suite 100
Huntersville, NC 28078
(704)875-9092

QUALITY CONTROL DATA

Project: CPC HUNTERSVILLE
Pace Project No.: 92607872

MATRIX SPIKE & MATRIX SPIKE DUPLICATE: 3668078 3668079

Parameter	Units	92607872003 Result	MS Spike Conc.	MSD Spike Conc.	MS Result	MSD Result	MS % Rec	MSD % Rec	% Rec Limits	RPD	Max RPD	Qual
Dichlorodifluoromethane	ug/L	ND	100	100	77.6	79.2	78	79	60-140	2	30	
Diisopropyl ether	ug/L	13.1	100	100	90.4	90.1	77	77	60-140	0	30	
Ethylbenzene	ug/L	70.2	100	100	169	170	99	100	60-140	0	30	
Hexachloro-1,3-butadiene	ug/L	ND	100	100	97.2	99.6	97	100	60-140	2	30	
Isopropylbenzene (Cumene)	ug/L	5.0	100	100	101	100	96	95	60-140	1	30	
m&p-Xylene	ug/L	675	200	200	891	883	108	104	60-140	1	30	
Methyl-tert-butyl ether	ug/L	ND	100	100	78.3	78.7	78	79	60-140	1	30	
Methylene Chloride	ug/L	ND	100	100	74.4	75.0	74	75	60-140	1	30	
n-Butylbenzene	ug/L	ND	100	100	98.1	98.8	98	99	60-140	1	30	
n-Propylbenzene	ug/L	6.2	100	100	104	103	97	97	60-140	1	30	
Naphthalene	ug/L	29.8	100	100	128	130	98	101	60-140	2	30	
o-Xylene	ug/L	470	100	100	580	568	109	98	60-140	2	30	
sec-Butylbenzene	ug/L	ND	100	100	98.3	97.1	98	97	60-140	1	30	
Styrene	ug/L	ND	100	100	101	101	101	100	60-140	1	30	
tert-Butylbenzene	ug/L	ND	100	100	87.6	84.9	88	85	60-140	3	30	
Tetrachloroethene	ug/L	ND	100	100	99.1	101	99	101	60-140	2	30	
Toluene	ug/L	630	100	100	734	749	105	119	60-140	2	30	
trans-1,2-Dichloroethene	ug/L	ND	100	100	81.5	80.6	81	81	60-140	1	30	
trans-1,3-Dichloropropene	ug/L	ND	100	100	90.9	94.3	91	94	60-140	4	30	
Trichloroethene	ug/L	ND	100	100	94.0	95.4	94	95	60-140	2	30	
Trichlorofluoromethane	ug/L	ND	100	100	76.9	78.0	77	78	60-140	1	30	
Vinyl chloride	ug/L	ND	100	100	80.3	79.5	80	79	60-140	1	30	
1,2-Dichloroethane-d4 (S)	%						82	81	70-130			
4-Bromofluorobenzene (S)	%						100	99	70-130			
Toluene-d8 (S)	%						97	99	70-130			

Results presented on this page are in the units indicated by the "Units" column except where an alternate unit is presented to the right of the result.

REPORT OF LABORATORY ANALYSIS

This report shall not be reproduced, except in full,
without the written consent of Pace Analytical Services, LLC.

Pace Analytical Services, LLC
9800 Kincey Ave. Suite 100
Huntersville, NC 28078
(704)875-9092

QUALITY CONTROL DATA

Project: CPC HUNTERSVILLE
Pace Project No.: 92607872

QC Batch: 703281
QC Batch Method: SM 6200B
Analysis Method: SM 6200B
Analysis Description: 6200B MSV
Laboratory: Pace Analytical Services - Charlotte
Associated Lab Samples: 92607872008, 92607872012, 92607872015, 92607872022

METHOD BLANK: 3670062 Matrix: Water
Associated Lab Samples: 92607872008, 92607872012, 92607872015, 92607872022

Parameter	Units	Blank Result	Reporting Limit	MDL	Analyzed	Qualifiers
1,1,1,2-Tetrachloroethane	ug/L	ND	0.50	0.31	06/09/22 13:41	
1,1,1-Trichloroethane	ug/L	ND	0.50	0.33	06/09/22 13:41	
1,1,2,2-Tetrachloroethane	ug/L	ND	0.50	0.22	06/09/22 13:41	
1,1,2-Trichloroethane	ug/L	ND	0.50	0.32	06/09/22 13:41	
1,1-Dichloroethane	ug/L	ND	0.50	0.37	06/09/22 13:41	
1,1-Dichloroethene	ug/L	ND	0.50	0.35	06/09/22 13:41	
1,1-Dichloropropene	ug/L	ND	0.50	0.43	06/09/22 13:41	
1,2,3-Trichlorobenzene	ug/L	ND	2.0	0.81	06/09/22 13:41	
1,2,3-Trichloropropane	ug/L	ND	0.50	0.26	06/09/22 13:41	
1,2,4-Trichlorobenzene	ug/L	ND	2.0	0.64	06/09/22 13:41	
1,2,4-Trimethylbenzene	ug/L	ND	0.50	0.50	06/09/22 13:41	
1,2-Dibromo-3-chloropropane	ug/L	ND	1.0	0.34	06/09/22 13:41	
1,2-Dibromoethane (EDB)	ug/L	ND	0.50	0.27	06/09/22 13:41	
1,2-Dichlorobenzene	ug/L	ND	0.50	0.34	06/09/22 13:41	
1,2-Dichloroethane	ug/L	ND	0.50	0.32	06/09/22 13:41	
1,2-Dichloropropane	ug/L	ND	0.50	0.36	06/09/22 13:41	
1,3,5-Trimethylbenzene	ug/L	ND	0.50	0.33	06/09/22 13:41	
1,3-Dichlorobenzene	ug/L	ND	0.50	0.34	06/09/22 13:41	
1,3-Dichloropropane	ug/L	ND	0.50	0.28	06/09/22 13:41	
1,4-Dichlorobenzene	ug/L	ND	0.50	0.33	06/09/22 13:41	
2,2-Dichloropropane	ug/L	ND	0.50	0.39	06/09/22 13:41	
2-Chlorotoluene	ug/L	ND	0.50	0.32	06/09/22 13:41	
4-Chlorotoluene	ug/L	ND	0.50	0.32	06/09/22 13:41	
Benzene	ug/L	ND	0.50	0.34	06/09/22 13:41	
Bromobenzene	ug/L	ND	0.50	0.29	06/09/22 13:41	
Bromochloromethane	ug/L	ND	0.50	0.47	06/09/22 13:41	
Bromodichloromethane	ug/L	ND	0.50	0.31	06/09/22 13:41	
Bromoform	ug/L	ND	0.50	0.34	06/09/22 13:41	
Bromomethane	ug/L	ND	5.0	1.7	06/09/22 13:41	
Carbon tetrachloride	ug/L	ND	0.50	0.33	06/09/22 13:41	
Chlorobenzene	ug/L	ND	0.50	0.28	06/09/22 13:41	
Chloroethane	ug/L	ND	1.0	0.65	06/09/22 13:41	
Chloroform	ug/L	ND	0.50	0.43	06/09/22 13:41	
Chloromethane	ug/L	ND	1.0	0.54	06/09/22 13:41	
cis-1,2-Dichloroethene	ug/L	ND	0.50	0.38	06/09/22 13:41	
cis-1,3-Dichloropropene	ug/L	ND	0.50	0.36	06/09/22 13:41	
Dibromochloromethane	ug/L	ND	0.50	0.36	06/09/22 13:41	
Dibromomethane	ug/L	ND	0.50	0.39	06/09/22 13:41	
Dichlorodifluoromethane	ug/L	ND	0.50	0.35	06/09/22 13:41	
Diisopropyl ether	ug/L	ND	0.50	0.31	06/09/22 13:41	

Results presented on this page are in the units indicated by the "Units" column except where an alternate unit is presented to the right of the result.

REPORT OF LABORATORY ANALYSIS

This report shall not be reproduced, except in full,
without the written consent of Pace Analytical Services, LLC.

Pace Analytical Services, LLC
9800 Kincey Ave. Suite 100
Huntersville, NC 28078
(704)875-9092

QUALITY CONTROL DATA

Project: CPC HUNTERSVILLE
Pace Project No.: 92607872

METHOD BLANK: 3670062 Matrix: Water
Associated Lab Samples: 92607872008, 92607872012, 92607872015, 92607872022

Parameter	Units	Blank Result	Reporting Limit	MDL	Analyzed	Qualifiers
Ethylbenzene	ug/L	ND	0.50	0.30	06/09/22 13:41	
Hexachloro-1,3-butadiene	ug/L	ND	2.0	1.5	06/09/22 13:41	
Isopropylbenzene (Cumene)	ug/L	ND	0.50	0.33	06/09/22 13:41	
m&p-Xylene	ug/L	ND	1.0	0.71	06/09/22 13:41	
Methyl-tert-butyl ether	ug/L	ND	0.50	0.42	06/09/22 13:41	
Methylene Chloride	ug/L	ND	2.0	2.0	06/09/22 13:41	
n-Butylbenzene	ug/L	ND	0.50	0.49	06/09/22 13:41	
n-Propylbenzene	ug/L	ND	0.50	0.34	06/09/22 13:41	
Naphthalene	ug/L	ND	2.0	0.64	06/09/22 13:41	
o-Xylene	ug/L	ND	0.50	0.34	06/09/22 13:41	
sec-Butylbenzene	ug/L	ND	0.50	0.40	06/09/22 13:41	
Styrene	ug/L	ND	0.50	0.29	06/09/22 13:41	
tert-Butylbenzene	ug/L	ND	0.50	0.32	06/09/22 13:41	
Tetrachloroethene	ug/L	ND	0.50	0.29	06/09/22 13:41	
Toluene	ug/L	ND	0.50	0.48	06/09/22 13:41	
trans-1,2-Dichloroethene	ug/L	ND	0.50	0.40	06/09/22 13:41	
trans-1,3-Dichloropropene	ug/L	ND	0.50	0.36	06/09/22 13:41	
Trichloroethene	ug/L	ND	0.50	0.38	06/09/22 13:41	
Trichlorofluoromethane	ug/L	ND	1.0	0.30	06/09/22 13:41	
Vinyl chloride	ug/L	ND	1.0	0.39	06/09/22 13:41	
1,2-Dichloroethane-d4 (S)	%	96	70-130		06/09/22 13:41	
4-Bromofluorobenzene (S)	%	94	70-130		06/09/22 13:41	
Toluene-d8 (S)	%	98	70-130		06/09/22 13:41	

LABORATORY CONTROL SAMPLE: 3670063

Parameter	Units	Spike Conc.	LCS Result	LCS % Rec	% Rec Limits	Qualifiers
1,1,1,2-Tetrachloroethane	ug/L	50	52.8	106	60-140	
1,1,1-Trichloroethane	ug/L	50	52.2	104	60-140	
1,1,2,2-Tetrachloroethane	ug/L	50	55.0	110	60-140	
1,1,2-Trichloroethane	ug/L	50	56.5	113	60-140	
1,1-Dichloroethane	ug/L	50	53.0	106	60-140	
1,1-Dichloroethene	ug/L	50	55.1	110	60-140	
1,1-Dichloropropene	ug/L	50	54.3	109	60-140	
1,2,3-Trichlorobenzene	ug/L	50	46.4	93	60-140	
1,2,3-Trichloropropane	ug/L	50	53.2	106	60-140	
1,2,4-Trichlorobenzene	ug/L	50	49.4	99	60-140	
1,2,4-Trimethylbenzene	ug/L	50	51.8	104	60-140	
1,2-Dibromo-3-chloropropane	ug/L	50	52.8	106	60-140	
1,2-Dibromoethane (EDB)	ug/L	50	55.3	111	60-140	
1,2-Dichlorobenzene	ug/L	50	52.5	105	60-140	
1,2-Dichloroethane	ug/L	50	51.9	104	60-140	
1,2-Dichloropropane	ug/L	50	54.3	109	60-140	
1,3,5-Trimethylbenzene	ug/L	50	52.0	104	60-140	

Results presented on this page are in the units indicated by the "Units" column except where an alternate unit is presented to the right of the result.

REPORT OF LABORATORY ANALYSIS

This report shall not be reproduced, except in full,
without the written consent of Pace Analytical Services, LLC.

Pace Analytical Services, LLC
9800 Kincey Ave. Suite 100
Huntersville, NC 28078
(704)875-9092

QUALITY CONTROL DATA

Project: CPC HUNTERSVILLE
Pace Project No.: 92607872

LABORATORY CONTROL SAMPLE: 3670063

Parameter	Units	Spike Conc.	LCS Result	LCS % Rec	% Rec Limits	Qualifiers
1,3-Dichlorobenzene	ug/L	50	53.4	107	60-140	
1,3-Dichloropropane	ug/L	50	54.1	108	60-140	
1,4-Dichlorobenzene	ug/L	50	51.6	103	60-140	
2,2-Dichloropropane	ug/L	50	50.8	102	60-140	
2-Chlorotoluene	ug/L	50	52.7	105	60-140	
4-Chlorotoluene	ug/L	50	52.8	106	60-140	
Benzene	ug/L	50	50.3	101	60-140	
Bromobenzene	ug/L	50	55.2	110	60-140	
Bromochloromethane	ug/L	50	58.3	117	60-140	
Bromodichloromethane	ug/L	50	52.9	106	60-140	
Bromoform	ug/L	50	52.6	105	60-140	
Bromomethane	ug/L	50	48.5	97	60-140	
Carbon tetrachloride	ug/L	50	48.2	96	60-140	
Chlorobenzene	ug/L	50	53.9	108	60-140	
Chloroethane	ug/L	50	43.5	87	60-140	
Chloroform	ug/L	50	54.3	109	60-140	
Chloromethane	ug/L	50	55.8	112	60-140	
cis-1,2-Dichloroethene	ug/L	50	53.7	107	60-140	
cis-1,3-Dichloropropene	ug/L	50	55.8	112	60-140	
Dibromochloromethane	ug/L	50	53.2	106	60-140	
Dibromomethane	ug/L	50	54.4	109	60-140	
Dichlorodifluoromethane	ug/L	50	49.0	98	60-140	
Diisopropyl ether	ug/L	50	51.9	104	60-140	
Ethylbenzene	ug/L	50	52.0	104	60-140	
Hexachloro-1,3-butadiene	ug/L	50	47.3	95	60-140	
Isopropylbenzene (Cumene)	ug/L	50	49.2	98	60-140	
m&p-Xylene	ug/L	100	103	103	60-140	
Methyl-tert-butyl ether	ug/L	50	52.8	106	60-140	
Methylene Chloride	ug/L	50	52.0	104	60-140	
n-Butylbenzene	ug/L	50	51.8	104	60-140	
n-Propylbenzene	ug/L	50	52.0	104	60-140	
Naphthalene	ug/L	50	53.4	107	60-140	
o-Xylene	ug/L	50	52.8	106	60-140	
sec-Butylbenzene	ug/L	50	49.7	99	60-140	
Styrene	ug/L	50	57.0	114	60-140	
tert-Butylbenzene	ug/L	50	41.4	83	60-140	
Tetrachloroethene	ug/L	50	49.4	99	60-140	
Toluene	ug/L	50	52.4	105	60-140	
trans-1,2-Dichloroethene	ug/L	50	55.4	111	60-140	
trans-1,3-Dichloropropene	ug/L	50	55.0	110	60-140	
Trichloroethene	ug/L	50	53.4	107	60-140	
Trichlorofluoromethane	ug/L	50	42.3	85	60-140	
Vinyl chloride	ug/L	50	53.0	106	60-140	
1,2-Dichloroethane-d4 (S)	%			101	70-130	
4-Bromofluorobenzene (S)	%			97	70-130	
Toluene-d8 (S)	%			99	70-130	

Results presented on this page are in the units indicated by the "Units" column except where an alternate unit is presented to the right of the result.

REPORT OF LABORATORY ANALYSIS

This report shall not be reproduced, except in full,
without the written consent of Pace Analytical Services, LLC.

Pace Analytical Services, LLC
9800 Kincey Ave. Suite 100
Huntersville, NC 28078
(704)875-9092

QUALITY CONTROL DATA

Project: CPC HUNTERSVILLE
Pace Project No.: 92607872

MATRIX SPIKE & MATRIX SPIKE DUPLICATE: 3670064 3670065

Parameter	Units	92608119006 Result	MS Spike Conc.	MSD Spike Conc.	MS Result	MSD Result	MS % Rec	MSD % Rec	% Rec Limits	RPD	Max RPD	Qual
1,1,1,2-Tetrachloroethane	ug/L	ND	2000	2000	2160	2170	108	108	60-140	0	30	
1,1,1-Trichloroethane	ug/L	ND	2000	2000	2320	2280	116	114	60-140	2	30	
1,1,2,2-Tetrachloroethane	ug/L	ND	2000	2000	2240	2290	112	115	60-140	2	30	
1,1,2-Trichloroethane	ug/L	ND	2000	2000	2300	2310	115	116	60-140	1	30	
1,1-Dichloroethane	ug/L	ND	2000	2000	2330	2260	117	113	60-140	3	30	
1,1-Dichloroethene	ug/L	ND	2000	2000	2490	2400	125	120	60-140	4	30	
1,1-Dichloropropene	ug/L	ND	2000	2000	2450	2380	122	119	60-140	3	30	
1,2,3-Trichlorobenzene	ug/L	ND	2000	2000	1840	1910	92	95	60-140	4	30	
1,2,3-Trichloropropane	ug/L	ND	2000	2000	2170	2310	108	116	60-140	6	30	
1,2,4-Trichlorobenzene	ug/L	ND	2000	2000	1980	2000	99	100	60-140	1	30	
1,2,4-Trimethylbenzene	ug/L	599	2000	2000	2850	2840	113	112	60-140	0	30	
1,2-Dibromo-3-chloropropane	ug/L	ND	2000	2000	1930	2130	97	106	60-140	10	30	
1,2-Dibromoethane (EDB)	ug/L	ND	2000	2000	2290	2340	114	117	60-140	3	30	
1,2-Dichlorobenzene	ug/L	ND	2000	2000	2220	2250	111	113	60-140	2	30	
1,2-Dichloroethane	ug/L	ND	2000	2000	2200	2180	110	109	60-140	1	30	
1,2-Dichloropropane	ug/L	ND	2000	2000	2300	2300	115	115	60-140	0	30	
1,3,5-Trimethylbenzene	ug/L	134	2000	2000	2430	2400	115	113	60-140	1	30	
1,3-Dichlorobenzene	ug/L	ND	2000	2000	2280	2240	114	112	60-140	2	30	
1,3-Dichloropropane	ug/L	ND	2000	2000	2290	2300	115	115	60-140	1	30	
1,4-Dichlorobenzene	ug/L	ND	2000	2000	2240	2250	112	112	60-140	0	30	
2,2-Dichloropropane	ug/L	ND	2000	2000	1950	1890	97	95	60-140	3	30	
2-Chlorotoluene	ug/L	ND	2000	2000	2330	2340	116	117	60-140	1	30	
4-Chlorotoluene	ug/L	ND	2000	2000	2250	2260	112	113	60-140	0	30	
Benzene	ug/L	239	2000	2000	2440	2410	110	109	60-140	1	30	
Bromobenzene	ug/L	ND	2000	2000	2360	2350	118	118	60-140	0	30	
Bromochloromethane	ug/L	ND	2000	2000	2510	2460	126	123	60-140	2	30	
Bromodichloromethane	ug/L	ND	2000	2000	2190	2180	110	109	60-140	1	30	
Bromoform	ug/L	ND	2000	2000	1920	1960	96	98	60-140	2	30	
Bromomethane	ug/L	ND	2000	2000	1910	1860	96	93	60-140	3	30	
Carbon tetrachloride	ug/L	ND	2000	2000	2110	2080	105	104	60-140	1	30	
Chlorobenzene	ug/L	ND	2000	2000	2320	2330	116	117	60-140	0	30	
Chloroethane	ug/L	ND	2000	2000	2870	2740	144	137	60-140	5	30	M1
Chloroform	ug/L	ND	2000	2000	2380	2320	119	116	60-140	3	30	
Chloromethane	ug/L	ND	2000	2000	2310	2240	115	112	60-140	3	30	
cis-1,2-Dichloroethene	ug/L	ND	2000	2000	2400	2290	120	114	60-140	5	30	
cis-1,3-Dichloropropene	ug/L	ND	2000	2000	2180	2190	109	109	60-140	0	30	
Dibromochloromethane	ug/L	ND	2000	2000	2110	2110	106	106	60-140	0	30	
Dibromomethane	ug/L	ND	2000	2000	2270	2240	113	112	60-140	1	30	
Dichlorodifluoromethane	ug/L	ND	2000	2000	2250	2190	113	109	60-140	3	30	
Diisopropyl ether	ug/L	ND	2000	2000	2200	2180	110	109	60-140	1	30	
Ethylbenzene	ug/L	978	2000	2000	3220	3230	112	113	60-140	0	30	
Hexachloro-1,3-butadiene	ug/L	ND	2000	2000	1990	1970	99	98	60-140	1	30	
Isopropylbenzene (Cumene)	ug/L	124	2000	2000	2230	2250	106	106	60-140	1	30	
m&p-Xylene	ug/L	2320	4000	4000	6730	6710	110	110	60-140	0	30	

Results presented on this page are in the units indicated by the "Units" column except where an alternate unit is presented to the right of the result.

REPORT OF LABORATORY ANALYSIS

This report shall not be reproduced, except in full,
without the written consent of Pace Analytical Services, LLC.

Pace Analytical Services, LLC
9800 Kincey Ave. Suite 100
Huntersville, NC 28078
(704)875-9092

QUALITY CONTROL DATA

Project: CPC HUNTERSVILLE
Pace Project No.: 92607872

MATRIX SPIKE & MATRIX SPIKE DUPLICATE: 3670064 3670065

Parameter	Units	92608119006 Result	MS Spike Conc.	MSD Spike Conc.	MS Result	MSD Result	MS % Rec	MSD % Rec	% Rec Limits	RPD	Max RPD	Qual
Methyl-tert-butyl ether	ug/L	ND	2000	2000	2180	2190	109	110	60-140	0	30	
Methylene Chloride	ug/L	ND	2000	2000	2340	2280	112	109	60-140	3	30	
n-Butylbenzene	ug/L	ND	2000	2000	2200	2200	110	110	60-140	0	30	
n-Propylbenzene	ug/L	201	2000	2000	2440	2430	112	111	60-140	1	30	
Naphthalene	ug/L	278	2000	2000	2330	2520	103	112	60-140	8	30	
o-Xylene	ug/L	1610	2000	2000	3810	3800	110	110	60-140	0	30	
sec-Butylbenzene	ug/L	ND	2000	2000	2210	2180	110	109	60-140	1	30	
Styrene	ug/L	ND	2000	2000	2380	2420	119	121	60-140	2	30	
tert-Butylbenzene	ug/L	ND	2000	2000	1830	1830	92	92	60-140	0	30	
Tetrachloroethene	ug/L	ND	2000	2000	2120	2140	106	107	60-140	1	30	
Toluene	ug/L	13500	2000	2000	15400	15000	94	76	60-140	2	30	
trans-1,2-Dichloroethene	ug/L	ND	2000	2000	2440	2390	122	119	60-140	2	30	
trans-1,3-Dichloropropene	ug/L	ND	2000	2000	2120	2130	106	107	60-140	0	30	
Trichloroethene	ug/L	ND	2000	2000	2330	2330	117	117	60-140	0	30	
Trichlorofluoromethane	ug/L	ND	2000	2000	2260	2150	113	108	60-140	5	30	
Vinyl chloride	ug/L	ND	2000	2000	2360	2290	118	115	60-140	3	30	
1,2-Dichloroethane-d4 (S)	%						100	98	70-130			
4-Bromofluorobenzene (S)	%						94	96	70-130			
Toluene-d8 (S)	%						98	98	70-130			

Results presented on this page are in the units indicated by the "Units" column except where an alternate unit is presented to the right of the result.

REPORT OF LABORATORY ANALYSIS

This report shall not be reproduced, except in full,
without the written consent of Pace Analytical Services, LLC.

Pace Analytical Services, LLC
9800 Kincey Ave. Suite 100
Huntersville, NC 28078
(704)875-9092

QUALIFIERS

Project: CPC HUNTERSVILLE
Pace Project No.: 92607872

DEFINITIONS

DF - Dilution Factor, if reported, represents the factor applied to the reported data due to dilution of the sample aliquot.

ND - Not Detected at or above adjusted reporting limit.

TNTC - Too Numerous To Count

J - Estimated concentration above the adjusted method detection limit and below the adjusted reporting limit.

MDL - Adjusted Method Detection Limit.

PQL - Practical Quantitation Limit.

RL - Reporting Limit - The lowest concentration value that meets project requirements for quantitative data with known precision and bias for a specific analyte in a specific matrix.

S - Surrogate

1,2-Diphenylhydrazine decomposes to and cannot be separated from Azobenzene using Method 8270. The result for each analyte is a combined concentration.

Consistent with EPA guidelines, unrounded data are displayed and have been used to calculate % recovery and RPD values.

LCS(D) - Laboratory Control Sample (Duplicate)

MS(D) - Matrix Spike (Duplicate)

DUP - Sample Duplicate

RPD - Relative Percent Difference

NC - Not Calculable.

SG - Silica Gel - Clean-Up

U - Indicates the compound was analyzed for, but not detected.

Acid preservation may not be appropriate for 2 Chloroethylvinyl ether.

A separate vial preserved to a pH of 4-5 is recommended in SW846 Chapter 4 for the analysis of Acrolein and Acrylonitrile by EPA Method 8260.

N-Nitrosodiphenylamine decomposes and cannot be separated from Diphenylamine using Method 8270. The result reported for each analyte is a combined concentration.

Reported results are not rounded until the final step prior to reporting. Therefore, calculated parameters that are typically reported as "Total" may vary slightly from the sum of the reported component parameters.

Pace Analytical is TNI accredited. Contact your Pace PM for the current list of accredited analytes.

TNI - The NELAC Institute.

ANALYTE QUALIFIERS

C0	Result confirmed by second analysis.
C9	Common Laboratory Contaminant.
D3	Sample was diluted due to the presence of high levels of non-target analytes or other matrix interference.
M1	Matrix spike recovery exceeded QC limits. Batch accepted based on laboratory control sample (LCS) recovery.
N2	The lab does not hold NELAC/TNI accreditation for this parameter but other accreditations/certifications may apply. A complete list of accreditations/certifications is available upon request.

This report shall not be reproduced, except in full,
without the written consent of Pace Analytical Services, LLC.

Pace Analytical Services, LLC
9800 Kincey Ave. Suite 100
Huntersville, NC 28078
(704)875-9092

QUALITY CONTROL DATA CROSS REFERENCE TABLE

Project: CPC HUNTERSVILLE
Pace Project No.: 92607872

Lab ID	Sample ID	QC Batch Method	QC Batch	Analytical Method	Analytical Batch
92607872001	**MW-97D**	MADEP VPH	702840		
92607872002	**MW-15**	MADEP VPH	702840		
92607872003	**MW-41R**	MADEP VPH	703073		
92607872004	**MW-48**	MADEP VPH	703073		
92607872005	**MW-12**	MADEP VPH	702840		
92607872006	**MW-72R**	MADEP VPH	702840		
92607872007	**MW-20**	MADEP VPH	702840		
92607872008	**MW-25R**	MADEP VPH	702840		
92607872009	**MW-89**	MADEP VPH	702840		
92607872010	**MW-07D**	MADEP VPH	702840		
92607872011	**MW-58**	MADEP VPH	703073		
92607872012	**MW-61**	MADEP VPH	703390		
92607872013	**MW-25D**	MADEP VPH	703073		
92607872014	**MW-90DD**	MADEP VPH	703073		
92607872015	**MW-55**	MADEP VPH	703390		
92607872016	**MW-91DD**	MADEP VPH	703073		
92607872017	**FB-2-20220603**	MADEP VPH	703073		
92607872018	**FB-1-20220603**	MADEP VPH	703073		
92607872019	**EB-1-20220603**	MADEP VPH	703073		
92607872020	**EB-2-20220603**	MADEP VPH	703073		
92607872021	**DUP-1-20220603**	MADEP VPH	703073		
92607872022	**DUP-2-20220603**	MADEP VPH	703390		
92607872001	**MW-97D**	EPA 3005A	702492	EPA 6020B	702584
92607872002	**MW-15**	EPA 3005A	702492	EPA 6020B	702584
92607872003	**MW-41R**	EPA 3005A	702492	EPA 6020B	702584
92607872004	**MW-48**	EPA 3005A	702492	EPA 6020B	702584
92607872005	**MW-12**	EPA 3005A	702492	EPA 6020B	702584
92607872006	**MW-72R**	EPA 3005A	702492	EPA 6020B	702584
92607872007	**MW-20**	EPA 3005A	702492	EPA 6020B	702584
92607872008	**MW-25R**	EPA 3005A	702492	EPA 6020B	702584
92607872009	**MW-89**	EPA 3005A	702492	EPA 6020B	702584
92607872010	**MW-07D**	EPA 3005A	702492	EPA 6020B	702584
92607872011	**MW-58**	EPA 3005A	702492	EPA 6020B	702584
92607872012	**MW-61**	EPA 3005A	702492	EPA 6020B	702584
92607872013	**MW-25D**	EPA 3005A	702492	EPA 6020B	702584
92607872014	**MW-90DD**	EPA 3005A	702492	EPA 6020B	702584
92607872015	**MW-55**	EPA 3005A	702492	EPA 6020B	702584
92607872016	**MW-91DD**	EPA 3005A	702492	EPA 6020B	702584
92607872019	**EB-1-20220603**	EPA 3005A	702492	EPA 6020B	702584
92607872020	**EB-2-20220603**	EPA 3005A	702492	EPA 6020B	702584
92607872021	**DUP-1-20220603**	EPA 3005A	702492	EPA 6020B	702584
92607872022	**DUP-2-20220603**	EPA 3005A	702492	EPA 6020B	702584
92607872001	**MW-97D**	SM 6200B	702615		
92607872002	**MW-15**	SM 6200B	702615		

REPORT OF LABORATORY ANALYSIS

This report shall not be reproduced, except in full,
without the written consent of Pace Analytical Services, LLC.

Pace Analytical Services, LLC
9800 Kincey Ave. Suite 100
Huntersville, NC 28078
(704)875-9092

QUALITY CONTROL DATA CROSS REFERENCE TABLE

Project: CPC HUNTERSVILLE
Pace Project No.: 92607872

Lab ID	Sample ID	QC Batch Method	QC Batch	Analytical Method	Analytical Batch
92607872003	**MW-41R**	SM 6200B	702855		
92607872004	**MW-48**	SM 6200B	702615		
92607872005	**MW-12**	SM 6200B	702615		
92607872006	**MW-72R**	SM 6200B	702855		
92607872007	**MW-20**	SM 6200B	702855		
92607872008	**MW-25R**	SM 6200B	703281		
92607872009	**MW-89**	SM 6200B	702855		
92607872010	**MW-07D**	SM 6200B	702855		
92607872011	**MW-58**	SM 6200B	702855		
92607872012	**MW-61**	SM 6200B	703281		
92607872013	**MW-25D**	SM 6200B	702855		
92607872014	**MW-90DD**	SM 6200B	702855		
92607872015	**MW-55**	SM 6200B	703281		
92607872016	**MW-91DD**	SM 6200B	702855		
92607872017	**FB-2-20220603**	SM 6200B	702611		
92607872018	**FB-1-20220603**	SM 6200B	702611		
92607872019	**EB-1-20220603**	SM 6200B	702611		
92607872020	**EB-2-20220603**	SM 6200B	702611		
92607872021	**DUP-1-20220603**	SM 6200B	702605		
92607872022	**DUP-2-20220603**	SM 6200B	703281		
92607872023	**TRIP BLANK-1**	SM 6200B	702611		
92607872024	**TRIP BLANK-2**	SM 6200B	702611		

This report shall not be reproduced, except in full,
without the written consent of Pace Analytical Services, LLC.

Effective Date: 05/12/202205/12/2022

Laboratory receiving samples:

Asheville ☐ Eden ☐ Greenwood ☐ Huntersville ☑ Raleigh ☐ Mechanicsville ☐ Atlanta ☐ Kernersville ☐

Sample Condition Upon Receipt

Client Name: AECOM

Project #: WO# : 92607872

92607872

Courier: ☐ Commercial ☐ Fed Ex ☐ Pace ☐ UPS ☐ USPS ☐ Other: ☑ Client

Custody Seal Present? ☐ Yes ☒ No Seals Intact? ☐ Yes ☒ No

Date/Initials Person Examining Contents: DP 4/3/22

Packing Material: ☐ Bubble Wrap ☒ Bubble Bags ☐ None ☐ Other

Biological Tissue Frozen? ☐ Yes ☐ No ☒ N/A

Thermometer: ☑ IR Gun ID: 92706A4

Type of Ice: ☑ Wet ☐ Blue ☐ None

Cooler Temp: 0.9, 3.9 Correction Factor: Add/Subtract (°C) _____

Temp should be above freezing to 6°C

☐ Samples out of temp criteria. Samples on ice, cooling process has begun

Cooler Temp Corrected (°C): _____

USDA Regulated Soil (☐ N/A, water sample)

Did samples originate in a quarantine zone within the United States: CA, NY, or SC (check maps)? ☐ Yes ☐ No

Did samples originate from a foreign source (internationally, including Hawaii and Puerto Rico)? ☐ Yes ☐ No

				Comments/Discrepancy:
Chain of Custody Present?	☑ Yes	☐ No	☐ N/A	1.
Samples Arrived within Hold Time?	☑ Yes	☐ No	☐ N/A	2.
Short Hold Time Analysis (<72 hr.)?	☐ Yes	☑ No	☐ N/A	3.
Rush Turn Around Time Requested?	☐ Yes	☑ No	☐ N/A	4.
Sufficient Volume?	☑ Yes	☐ No	☐ N/A	5.
Correct Containers Used?	☑ Yes	☐ No	☐ N/A	6.
-Pace Containers Used?	☑ Yes	☐ No	☐ N/A	
Containers Intact?	☑ Yes	☐ No	☐ N/A	7.
Dissolved analysis: Samples Field Filtered?	☐ Yes	☑ No	☐ N/A	8.
Sample Labels Match COC?	☑ Yes	☐ No	☐ N/A	9.
-Includes Date/Time/ID/Analysis Matrix: WT				
Headspace in VOA Vials (>5-6mm)?	☐ Yes	☑ No	☐ N/A	10.
Trip Blank Present?	☑ Yes	☐ No	☐ N/A	11.
Trip Blank Custody Seals Present?	☐ Yes	☐ No	☐ N/A	

COMMENTS/SAMPLE DISCREPANCY

No metals for field blank samples

Field Data Required? ☐ Yes ☐ No

Lot ID of split containers:

CLIENT NOTIFICATION/RESOLUTION

Person contacted: _____ Date/Time: _____

Project Manager SCURF Review: _____ Date: _____

Project Manager SRF Review: _____ Date: _____

Qualtrax ID: 69614

WO# : 92607872

*Check mark top half of box if pH and/or dechlorination is verified and within the acceptance range for preservation samples.

Exceptions: VOA, Coliform, TOC, Oil and Grease, DRO/8015 (water) DOC, LLHg

Project PM: BV Due Date: 06/08/22

CLIENT: 92-AECOM CHA

**Bottom half of box is to list number of bottles

***Check all unpreserved Nitrates for chlorine

Item#	BP4U-125 mL Plastic Unpreserved (N/A) (Cl-)	BP3U-250 mL Plastic Unpreserved (N/A)	BP2U-500 mL Plastic Unpreserved (N/A)	BP1U-1 liter Plastic Unpreserved (N/A)	BP4S-125 mL Plastic H2SO4 (pH < 2) (Cl-)	BP3N-250 mL plastic HNO3 (pH < 2)	BP4Z-125 mL Plastic ZN Acetate & NaOH (>9)	BP4B-125 mL Plastic NaOH (pH > 12) (Cl-)	WGFU-Wide-mouthed Glass jar Unpreserved	AG1U-1 liter Amber Unpreserved (N/A) (Cl-)	AG1H-1 liter Amber HCl (pH < 2)	AG3U-250 mL Amber Unpreserved (N/A) (Cl-)	AG1S-1 liter Amber H2SO4 (pH < 2)	AG3S-250 mL Amber H2SO4 (pH < 2)	DG9A-250 mL Amber NH4Cl (N/A)(Cl-)	DG9H-40 mL VOA HCl (N/A)	VG9T-40 mL VOA Na2S2O3 (N/A)	VG9U-40 mL VOA Unpreserved (N/A)	DG9V-40 mL VOA H3PO4 (N/A)	DG9S-40 mL VOA H2SO4 (N/A)	V/GK (3 vials per kit)-VPH/Gas kit (N/A)	SP5T-125 mL Sterile Plastic (N/A – lab)	SP2T-250 mL Sterile Plastic (N/A – lab)		BP3R-250 mL Plastic (NH2)2SO4 (9.3-9.7)	AG0U-100 mL Amber Unpreserved (N/A) (Cl-)	VSGU-20 mL Scintillation vials (N/A)	DG9U-40 mL Amber Unpreserved vials (N/A)
1						1										7													
2																													
3																													
4																													
5																													
6																													
7																													
8																													
9																													
10																													
11																													
12																													

pH Adjustment Log for Preserved Samples

Sample ID	Type of Preservative	pH upon receipt	Date preservation adjusted	Time preservation adjusted	Amount of Preservative added	Lot #

Note: Whenever there is a discrepancy affecting North Carolina compliance samples, a copy of this form will be sent to the North Carolina DENR Certification Office (i.e. Out of hold, incorrect preservative, out of temp, incorrect containers.

*Check mark top half of box if pH and/or dechlorination is verified and within the acceptance range for preservation samples.

Exceptions: VOA, Coliform, TOC, Oil and Grease, DRO/8015 (water) DOC, LLHg

**Bottom half of box is to list number of bottles

***Check all unpreserved Nitrates for chlorine

Project # **WO# : 92607872**

PM: BV Due Date: 06/08/22

CLIENT: 92-AECOM CHA

Item#	BP4U-125 mL Plastic Unpreserved (N/A) (Cl-)	BP3U-250 mL Plastic Unpreserved (N/A)	BP2U-500 mL Plastic Unpreserved (N/A)	BP1U-1 liter Plastic Unpreserved (N/A)	BP4S-125 mL Plastic H2SO4 (pH < 2) (Cl-)	BP3N-250 mL plastic HNO3 (pH < 2)	BP4Z-125 mL Plastic ZN Acetate & NaOH (>9)	BP4B-125 mL Plastic NaOH (pH > 12) (Cl-)	WGFU-Wide-mouthed Glass jar-Unpreserved	AG1U-1 liter Amber Unpreserved (N/A) (Cl-)	AG1H-1 liter Amber HCl (pH < 2)	AG3U-250 mL Amber Unpreserved (N/A) (Cl-)	AG1S-1 liter Amber H2SO4 (pH < 2)	AG3S-250 mL Amber H2SO4 (pH < 2)	DG94-250 mL Amber NH4Cl (N/A)(Cl-)	DG9H-40 ml VOA HCl (N/A)	VG9T-40 mL VOA Na2S2O3 (N/A)	VSGU-40 mL VOA Unpreserved (N/A)	DG9V-40 mL VOA H3PO4 (N/A)	DG9S-40 mL VOA H2SO4 (N/A)	V/GK (3 vials per kit)-VPH/Gas kit (N/A)	SP5T-125 mL Sterile Plastic (N/A – lab)	SP2T-250 mL Sterile Plastic (N/A – lab)		BP3R-250 mL Plastic (NH2)2SO4 (9.3-9.7)	AG0U-100 mL Amber Unpreserved (N/A) (Cl-)	VSGU-20 mL Scintillation vials (N/A)	DG9U-40 mL Amber Unpreserved vials (N/A)
1						1										7												
2						1																						
3						1																						
4						1																						
5																												
6																												
7						1																						
8						1																						
9						1																						
10						1																						
11																2												
12																2												

pH Adjustment Log for Preserved Samples

Sample ID	Type of Preservative	pH upon receipt	Date preservation adjusted	Time preservation adjusted	Amount of Preservative added	Lot #

Note: Whenever there is a discrepancy affecting North Carolina compliance samples, a copy of this form will be sent to the North Carolina DENR Certification Office (i.e. Out of hold, incorrect preservative, out of temp, incorrect containers.

CHAIN-OF-CUSTODY / Analytical Request Document

The Chain-of-Custody is a LEGAL DOCUMENT. All relevant fields must be completed accurately.

Submitting a sample via this chain of custody constitutes acknowledgment and acceptance of the Pace Terms and Conditions found at https://info.pacelabs.com/hubfs/pas-standard-terms.pdf.

Page : 1 Of 2

Section A Required Client Information:	Section B Required Project Information:	Section C Invoice Information:	
Company: AECOM	Report To: Andrew Wreschnig	Attention:	
Address: 6000 Fairview Road	Copy To:	Company Name:	
Suite 200, Charlotte, NC 28210		Address:	Regulatory Agency
Email: andrew.wreschnig@aecom.com	Purchase Order #:	Pace Quote: AECOM # 60674226	
Phone: (704)522-0330 Fax	Project Name: CPC Huntersville (GW)	Pace Project Manager: bonnie.vang@pacelabs.com,	State / Location
Requested Due Date:	Project #:	Pace Profile #: 12518-3	NC

Requested Analysis Filtered (Y/N)

ITEM #	SAMPLE ID (One Character per box. (A-Z, 0-9 / , -) Sample Ids must be unique)	MATRIX CODE (see valid codes to left)	SAMPLE TYPE (G=GRAB C=COMP)	COLLECTED START DATE	COLLECTED START TIME	COLLECTED END DATE	COLLECTED END TIME	SAMPLE TEMP AT COLLECTION	# OF CONTAINERS	Preservatives: Unpreserved	H2SO4	HNO3	HCl	NaOH	Na2S2O3	Methanol	Other	Analyses Test Y/N	6200B	VPH	Total Lead	Trip BLANK	DI Water	Residual Chlorine (Y/N)	92607672
1	MW-97D	WT	G	6/3/22	0940				8			X	X						X	X	X				T2 01
2	MW-15				0945																				T2 02
3	MW-41R				0955																				T1 03
4	MW-48				1045																				T1 04
5	MW-12				1030																				T1 05
6	MW-72R				1110																				T2 06
7	MW-20				1100																				T2 07
8	MW-25R				0925																				T1 08
9	MW-89				1200																				T2 09
10	MW-07D				1130																				T1 10
11	MW-58				1215																				T1 11
12	MW-61				1205																				T2 12

ADDITIONAL COMMENTS	RELINQUISHED BY / AFFILIATION	DATE	TIME	ACCEPTED BY / AFFILIATION	DATE	TIME	SAMPLE CONDITIONS
	Erica Duncan/AECOM	6/3/22	1530	CS Pace	6/3/22	1530	0.9/3.5 Y N Y

SAMPLER NAME AND SIGNATURE		TEMP in C	Received on Ice (Y/N)	Custody Sealed Cooler (Y/N)	Samples Intact (Y/N)
PRINT Name of SAMPLER:	Erica Duncan				
SIGNATURE of SAMPLER:		DATE Signed: 6/3/22			

Pace Analytical
WWW.PACELABS.COM

CHAIN-OF-CUSTODY / Analytical Request Document

The Chain-of-Custody is a LEGAL DOCUMENT. All relevant fields must be completed accurately.

Submitting a sample via this chain of custody constitutes acknowledgment and acceptance of the Pace Terms and Conditions found at https://info.pacelabs.com/hubfs/pas-standard-terms.pdf.

Page : 2 Of 2

Section A Required Client Information:		Section B Required Project Information:		Section C Invoice Information:	
Company:	AECOM	Report To:	Andrew Wreschnig	Attention:	
Address:	6000 Fairview Road	Copy To:		Company Name:	
Suite 200, Charlotte, NC 28226				Address:	
Email:	andrew.wreschnig@aecom.com	Purchase Order #:		Pace Quote:	
Phone:	(704)522-0330 Fax	Project Name:	CPC Huntersville 60639876	Pace Project Manager:	bonnie.vang@pacelabs.com,
Requested Due Date:		Project #:		Pace Profile #:	12518-3

Regulatory Agency

State / Location: NC

ITEM #	SAMPLE ID (One Character per box. (A-Z, 0-9 / , -) Sample Ids must be unique)	MATRIX CODE (see valid codes to left)	SAMPLE TYPE (G=GRAB C=COMP)	COLLECTED START DATE	COLLECTED START TIME	COLLECTED END DATE	COLLECTED END TIME	SAMPLE TEMP AT COLLECTION	# OF CONTAINERS	Preservatives: Unpreserved	H2SO4	HNO3	HCl	NaOH	Na2S2O3	Methanol	Other	Analyses Test Y/N	Requested Analysis Filtered (Y/N): 6200	VPH	Lead; Total	Trip BLANK	DI Water	Residual Chlorine (Y/N)	8260 7872
1	MW-25D	WT	G	6/3/22	1300				8			X	X						X	X	X				T1 013
2	MW-900D				1315																				T1 014
3	MW-55				1315																				T1 015
4	MW-910D				1415																				016
5	FB-2-20220603				1245																				T2 017
6	FB-1-20220603				1230																				T1 018
7	EB-1-20220603				1240																				T2 019
8	EB-2-20220603				1300																				T1 020
9	DUP-1-20220603				"																				T1 021
10	DUP-2-20220603				"																				T1 022
11	TRIP BLANK 1	LAB		PROVIDED																					023
12	TRIP BLANK 2	LAB		PROVIDED																					024

ADDITIONAL COMMENTS	RELINQUISHED BY / AFFILIATION	DATE	TIME	ACCEPTED BY / AFFILIATION	DATE	TIME	SAMPLE CONDITIONS
	Erica Duncan/AECOM	6/3/22	1530	CS Pace	6/3/22	1530	0.5°C Y N Y

SAMPLER NAME AND SIGNATURE

PRINT Name of SAMPLER: Erica Duncan

SIGNATURE of SAMPLER: [signature]

DATE Signed: 6/3/22

TEMP in C	Received on Ice (Y/N)	Custody Sealed Cooler (Y/N)	Samples Intact (Y/N)

Pace Analytical Services, LLC
9800 Kincey Ave. Suite 100
Huntersville, NC 28078
(704)875-9092

June 08, 2022

Andrew Street
Apex Companies - NC
5900 Northwoods Business Pkwy
Suite 5900-0
Charlotte, NC 28269

RE: Project: 2020-L1-2448 INCIDENT
Pace Project No.: 92603677

Dear Andrew Street:

Enclosed are the analytical results for sample(s) received by the laboratory on May 10, 2022. The results relate only to the samples included in this report. Results reported herein conform to the applicable TNI/NELAC Standards and the laboratory's Quality Manual, where applicable, unless otherwise noted in the body of the report.

The test results provided in this final report were generated by each of the following laboratories within the Pace Network:

- Pace Analytical Services - Asheville
- Pace Analytical Services - Charlotte

If you have any questions concerning this report, please feel free to contact me.

Sincerely,

Angela M. Baioni

Angela Baioni
angela.baioni@pacelabs.com
(704)875-9092
Project Manager

Enclosures

cc: J Culbreath, Colonial Pipeline Company
Naomi Fretz, APEX Companies, LLC
Robert Hughes, Colonial Pipeline
Jamie Moran, APEX Companies, LLC
Jeff Morrison, Colonial Pipeline Company
Tom Naumann, APEX Companies - NC
Joe Nicolette, Montrose-EPS
Kaitlyn Nootens, Apex Companies
Christopher Schultz, Apex Companies
Matt Teixeira, Apex Companies, LLC
Michael Verdon, Colonial Pipeline Company
JM Wyatt, Colonial Pipeline Company

REPORT OF LABORATORY ANALYSIS

This report shall not be reproduced, except in full,
without the written consent of Pace Analytical Services, LLC.

Pace Analytical Services, LLC
9800 Kincey Ave. Suite 100
Huntersville, NC 28078
(704)875-9092

CERTIFICATIONS

Project: 2020-L1-2448 INCIDENT
Pace Project No.: 92603677

Pace Analytical Services Charlotte

South Carolina Laboratory ID: 99006
9800 Kincey Ave. Ste 100, Huntersville, NC 28078
North Carolina Drinking Water Certification #: 37706
North Carolina Field Services Certification #: 5342
North Carolina Wastewater Certification #: 12
South Carolina Laboratory ID: 99006
South Carolina Certification #: 99006001
South Carolina Drinking Water Cert. #: 99006003
Florida/NELAP Certification #: E87627
Kentucky UST Certification #: 84
Louisiana DoH Drinking Water #: LA029
Virginia/VELAP Certification #: 460221

Pace Analytical Services Asheville

2225 Riverside Drive, Asheville, NC 28804
Florida/NELAP Certification #: E87648
North Carolina Drinking Water Certification #: 37712
North Carolina Wastewater Certification #: 40
South Carolina Laboratory ID: 99030
South Carolina Certification #: 99030001
Virginia/VELAP Certification #: 460222

This report shall not be reproduced, except in full,
without the written consent of Pace Analytical Services, LLC.

Pace Analytical Services, LLC
9800 Kincey Ave. Suite 100
Huntersville, NC 28078
(704)875-9092

SAMPLE SUMMARY

Project: 2020-L1-2448 INCIDENT
Pace Project No.: 92603677

Lab ID	Sample ID	Matrix	Date Collected	Date Received
92603677001	**13800_HC_RD_20220510**	Water	05/10/22 08:30	05/10/22 12:17

REPORT OF LABORATORY ANALYSIS

This report shall not be reproduced, except in full,
without the written consent of Pace Analytical Services, LLC.

Pace Analytical Services, LLC
9800 Kincey Ave. Suite 100
Huntersville, NC 28078
(704)875-9092

SAMPLE ANALYTE COUNT

Project: 2020-L1-2448 INCIDENT
Pace Project No.: 92603677

Lab ID	Sample ID	Method	Analysts	Analytes Reported	Laboratory
92603677001	**13800_HC_RD_20220510**	MADEP VPH	MAD	6	PASI-C
		EPA 6020B	CRW	1	PASI-A
		SM 6200B	SAS	64	PASI-C

PASI-A = Pace Analytical Services - Asheville
PASI-C = Pace Analytical Services - Charlotte

This report shall not be reproduced, except in full,
without the written consent of Pace Analytical Services, LLC.

Pace Analytical Services, LLC
9800 Kincey Ave. Suite 100
Huntersville, NC 28078
(704)875-9092

ANALYTICAL RESULTS

Project: 2020-L1-2448 INCIDENT
Pace Project No.: 92603677

Sample: 13800_HC_RD_20220510 **Lab ID: 92603677001** Collected: 05/10/22 08:30 Received: 05/10/22 12:17 Matrix: Water

Parameters	Results	Units	Report Limit	MDL	DF	Prepared	Analyzed	CAS No.	Qual
VPH NC Water	Analytical Method: MADEP VPH Pace Analytical Services - Charlotte								
Total VPH (C5-C12)	ND	ug/L	50.0	50.0	1		05/14/22 04:37		N2
Aliphatic (C05-C08)	ND	ug/L	50.0	50.0	1		05/14/22 04:37		N2
Aliphatic(C09-C12) Adjusted	ND	ug/L	50.0	50.0	1		05/14/22 04:37		N2
Aromatic (C09-C10)	ND	ug/L	50.0	50.0	1		05/14/22 04:37		N2
Surrogates									
4-Bromofluorobenzene (FID) (S)	107	%	70-130		1		05/14/22 04:37	460-00-4	
4-Bromofluorobenzene (PID) (S)	100	%	70-130		1		05/14/22 04:37	460-00-4	
6020 MET ICPMS	Analytical Method: EPA 6020B Preparation Method: EPA 3010A Pace Analytical Services - Asheville								
Lead	**16.4**	ug/L	1.0	0.077	1	06/07/22 00:54	06/07/22 19:26	7439-92-1	
6200B MSV	Analytical Method: SM 6200B Pace Analytical Services - Charlotte								
Benzene	ND	ug/L	0.50	0.34	1		05/11/22 15:23	71-43-2	
Bromobenzene	ND	ug/L	0.50	0.29	1		05/11/22 15:23	108-86-1	
Bromochloromethane	ND	ug/L	0.50	0.47	1		05/11/22 15:23	74-97-5	
Bromodichloromethane	ND	ug/L	0.50	0.31	1		05/11/22 15:23	75-27-4	
Bromoform	ND	ug/L	0.50	0.34	1		05/11/22 15:23	75-25-2	
Bromomethane	ND	ug/L	5.0	1.7	1		05/11/22 15:23	74-83-9	
n-Butylbenzene	ND	ug/L	0.50	0.49	1		05/11/22 15:23	104-51-8	
sec-Butylbenzene	ND	ug/L	0.50	0.40	1		05/11/22 15:23	135-98-8	
tert-Butylbenzene	ND	ug/L	0.50	0.32	1		05/11/22 15:23	98-06-6	
Carbon tetrachloride	ND	ug/L	0.50	0.33	1		05/11/22 15:23	56-23-5	
Chlorobenzene	ND	ug/L	0.50	0.28	1		05/11/22 15:23	108-90-7	
Chloroethane	ND	ug/L	1.0	0.65	1		05/11/22 15:23	75-00-3	
Chloroform	ND	ug/L	0.50	0.43	1		05/11/22 15:23	67-66-3	
Chloromethane	ND	ug/L	1.0	0.54	1		05/11/22 15:23	74-87-3	
2-Chlorotoluene	ND	ug/L	0.50	0.32	1		05/11/22 15:23	95-49-8	
4-Chlorotoluene	ND	ug/L	0.50	0.32	1		05/11/22 15:23	106-43-4	
1,2-Dibromo-3-chloropropane	ND	ug/L	1.0	0.34	1		05/11/22 15:23	96-12-8	
Dibromochloromethane	ND	ug/L	0.50	0.36	1		05/11/22 15:23	124-48-1	
1,2-Dibromoethane (EDB)	ND	ug/L	0.50	0.27	1		05/11/22 15:23	106-93-4	
Dibromomethane	ND	ug/L	0.50	0.39	1		05/11/22 15:23	74-95-3	
1,2-Dichlorobenzene	ND	ug/L	0.50	0.34	1		05/11/22 15:23	95-50-1	
1,3-Dichlorobenzene	ND	ug/L	0.50	0.34	1		05/11/22 15:23	541-73-1	
1,4-Dichlorobenzene	ND	ug/L	0.50	0.33	1		05/11/22 15:23	106-46-7	
Dichlorodifluoromethane	ND	ug/L	0.50	0.35	1		05/11/22 15:23	75-71-8	
1,1-Dichloroethane	ND	ug/L	0.50	0.37	1		05/11/22 15:23	75-34-3	
1,2-Dichloroethane	ND	ug/L	0.50	0.32	1		05/11/22 15:23	107-06-2	
1,1-Dichloroethene	ND	ug/L	0.50	0.35	1		05/11/22 15:23	75-35-4	
cis-1,2-Dichloroethene	ND	ug/L	0.50	0.38	1		05/11/22 15:23	156-59-2	
trans-1,2-Dichloroethene	ND	ug/L	0.50	0.40	1		05/11/22 15:23	156-60-5	
1,2-Dichloropropane	ND	ug/L	0.50	0.36	1		05/11/22 15:23	78-87-5	
1,3-Dichloropropane	ND	ug/L	0.50	0.28	1		05/11/22 15:23	142-28-9	

REPORT OF LABORATORY ANALYSIS

This report shall not be reproduced, except in full,
without the written consent of Pace Analytical Services, LLC.

Pace Analytical Services, LLC
9800 Kincey Ave. Suite 100
Huntersville, NC 28078
(704)875-9092

ANALYTICAL RESULTS

Project: 2020-L1-2448 INCIDENT
Pace Project No.: 92603677

Sample: 13800_HC_RD_20220510 **Lab ID: 92603677001** Collected: 05/10/22 08:30 Received: 05/10/22 12:17 Matrix: Water

Parameters	Results	Units	Report Limit	MDL	DF	Prepared	Analyzed	CAS No.	Qual
6200B MSV	Analytical Method: SM 6200B Pace Analytical Services - Charlotte								
2,2-Dichloropropane	ND	ug/L	0.50	0.39	1		05/11/22 15:23	594-20-7	
1,1-Dichloropropene	ND	ug/L	0.50	0.43	1		05/11/22 15:23	563-58-6	
cis-1,3-Dichloropropene	ND	ug/L	0.50	0.36	1		05/11/22 15:23	10061-01-5	
trans-1,3-Dichloropropene	ND	ug/L	0.50	0.36	1		05/11/22 15:23	10061-02-6	
Diisopropyl ether	ND	ug/L	0.50	0.31	1		05/11/22 15:23	108-20-3	
Ethanol	ND	ug/L	200	72.2	1		05/11/22 15:23	64-17-5	
Ethylbenzene	ND	ug/L	0.50	0.30	1		05/11/22 15:23	100-41-4	
Hexachloro-1,3-butadiene	ND	ug/L	2.0	1.5	1		05/11/22 15:23	87-68-3	
Isopropylbenzene (Cumene)	ND	ug/L	0.50	0.33	1		05/11/22 15:23	98-82-8	
Methylene Chloride	ND	ug/L	2.0	2.0	1		05/11/22 15:23	75-09-2	
Methyl-tert-butyl ether	ND	ug/L	0.50	0.42	1		05/11/22 15:23	1634-04-4	
Naphthalene	ND	ug/L	2.0	0.64	1		05/11/22 15:23	91-20-3	
n-Propylbenzene	ND	ug/L	0.50	0.34	1		05/11/22 15:23	103-65-1	
Styrene	ND	ug/L	0.50	0.29	1		05/11/22 15:23	100-42-5	
1,1,1,2-Tetrachloroethane	ND	ug/L	0.50	0.31	1		05/11/22 15:23	630-20-6	
1,1,2,2-Tetrachloroethane	ND	ug/L	0.50	0.22	1		05/11/22 15:23	79-34-5	
Tetrachloroethene	ND	ug/L	0.50	0.29	1		05/11/22 15:23	127-18-4	
Toluene	ND	ug/L	0.50	0.48	1		05/11/22 15:23	108-88-3	
1,2,3-Trichlorobenzene	ND	ug/L	2.0	0.81	1		05/11/22 15:23	87-61-6	
1,2,4-Trichlorobenzene	ND	ug/L	2.0	0.64	1		05/11/22 15:23	120-82-1	
1,1,1-Trichloroethane	ND	ug/L	0.50	0.33	1		05/11/22 15:23	71-55-6	
1,1,2-Trichloroethane	ND	ug/L	0.50	0.32	1		05/11/22 15:23	79-00-5	
Trichloroethene	ND	ug/L	0.50	0.38	1		05/11/22 15:23	79-01-6	
Trichlorofluoromethane	ND	ug/L	1.0	0.30	1		05/11/22 15:23	75-69-4	
1,2,3-Trichloropropane	ND	ug/L	0.50	0.26	1		05/11/22 15:23	96-18-4	
1,2,4-Trimethylbenzene	ND	ug/L	0.50	0.50	1		05/11/22 15:23	95-63-6	
1,3,5-Trimethylbenzene	ND	ug/L	0.50	0.33	1		05/11/22 15:23	108-67-8	
Vinyl chloride	ND	ug/L	1.0	0.39	1		05/11/22 15:23	75-01-4	
m&p-Xylene	ND	ug/L	1.0	0.71	1		05/11/22 15:23	179601-23-1	
o-Xylene	ND	ug/L	0.50	0.34	1		05/11/22 15:23	95-47-6	
Surrogates									
1,2-Dichloroethane-d4 (S)	94	%	70-130		1		05/11/22 15:23	17060-07-0	
4-Bromofluorobenzene (S)	98	%	70-130		1		05/11/22 15:23	460-00-4	
Toluene-d8 (S)	101	%	70-130		1		05/11/22 15:23	2037-26-5	

REPORT OF LABORATORY ANALYSIS

This report shall not be reproduced, except in full,
without the written consent of Pace Analytical Services, LLC.

Pace Analytical Services, LLC
9800 Kincey Ave. Suite 100
Huntersville, NC 28078
(704)875-9092

QUALITY CONTROL DATA

Project: 2020-L1-2448 INCIDENT
Pace Project No.: 92603677

QC Batch: 698185
QC Batch Method: MADEP VPH
Analysis Method: MADEP VPH
Analysis Description: VPH NC Water
Laboratory: Pace Analytical Services - Charlotte
Associated Lab Samples: 92603677001

METHOD BLANK: 3645776 Matrix: Water
Associated Lab Samples: 92603677001

Parameter	Units	Blank Result	Reporting Limit	MDL	Analyzed	Qualifiers
Aliphatic (C05-C08)	ug/L	ND	50.0	50.0	05/13/22 21:22	N2
Aromatic (C09-C10)	ug/L	ND	50.0	50.0	05/13/22 21:22	N2
4-Bromofluorobenzene (FID) (S)	%	107	70-130		05/13/22 21:22	
4-Bromofluorobenzene (PID) (S)	%	105	70-130		05/13/22 21:22	

LABORATORY CONTROL SAMPLE & LCSD: 3645777 3645778

Parameter	Units	Spike Conc.	LCS Result	LCSD Result	LCS % Rec	LCSD % Rec	% Rec Limits	RPD	Max RPD	Qualifiers
Aliphatic (C05-C08)	ug/L	300	293	304	98	101	70-130	4	25	N2
Aromatic (C09-C10)	ug/L	100	103	107	103	107	70-130	4	25	N2
4-Bromofluorobenzene (FID) (S)	%				99	101	70-130			
4-Bromofluorobenzene (PID) (S)	%				100	101	70-130			

Results presented on this page are in the units indicated by the "Units" column except where an alternate unit is presented to the right of the result.

REPORT OF LABORATORY ANALYSIS

This report shall not be reproduced, except in full,
without the written consent of Pace Analytical Services, LLC.

Pace Analytical Services, LLC
9800 Kincey Ave. Suite 100
Huntersville, NC 28078
(704)875-9092

QUALITY CONTROL DATA

Project: 2020-L1-2448 INCIDENT
Pace Project No.: 92603677

QC Batch: 702514
QC Batch Method: EPA 3010A
Analysis Method: EPA 6020B
Analysis Description: 6020 MET
Laboratory: Pace Analytical Services - Asheville
Associated Lab Samples: 92603677001

METHOD BLANK: 3666281 Matrix: Water
Associated Lab Samples: 92603677001

Parameter	Units	Blank Result	Reporting Limit	MDL	Analyzed	Qualifiers
Lead	ug/L	ND	1.0	0.077	06/07/22 19:18	

LABORATORY CONTROL SAMPLE: 3666282

Parameter	Units	Spike Conc.	LCS Result	LCS % Rec	% Rec Limits	Qualifiers
Lead	ug/L	50	49.7	99	80-120	

MATRIX SPIKE & MATRIX SPIKE DUPLICATE: 3666283 3666284

Parameter	Units	92603677001 Result	MS Spike Conc.	MSD Spike Conc.	MS Result	MSD Result	MS % Rec	MSD % Rec	% Rec Limits	RPD	Max RPD	Qual
Lead	ug/L	16.4	50	50	65.2	65.5	98	98	75-125	1	20	

Results presented on this page are in the units indicated by the "Units" column except where an alternate unit is presented to the right of the result.

REPORT OF LABORATORY ANALYSIS

This report shall not be reproduced, except in full,
without the written consent of Pace Analytical Services, LLC.

Pace Analytical Services, LLC
9800 Kincey Ave. Suite 100
Huntersville, NC 28078
(704)875-9092

QUALITY CONTROL DATA

Project: 2020-L1-2448 INCIDENT
Pace Project No.: 92603677

QC Batch: 697421
QC Batch Method: SM 6200B
Analysis Method: SM 6200B
Analysis Description: 6200B MSV
Laboratory: Pace Analytical Services - Charlotte

Associated Lab Samples: 92603677001

METHOD BLANK: 3641676 Matrix: Water
Associated Lab Samples: 92603677001

Parameter	Units	Blank Result	Reporting Limit	MDL	Analyzed	Qualifiers
1,1,1,2-Tetrachloroethane	ug/L	ND	0.50	0.31	05/11/22 12:39	
1,1,1-Trichloroethane	ug/L	ND	0.50	0.33	05/11/22 12:39	
1,1,2,2-Tetrachloroethane	ug/L	ND	0.50	0.22	05/11/22 12:39	
1,1,2-Trichloroethane	ug/L	ND	0.50	0.32	05/11/22 12:39	
1,1-Dichloroethane	ug/L	ND	0.50	0.37	05/11/22 12:39	
1,1-Dichloroethene	ug/L	ND	0.50	0.35	05/11/22 12:39	
1,1-Dichloropropene	ug/L	ND	0.50	0.43	05/11/22 12:39	
1,2,3-Trichlorobenzene	ug/L	ND	2.0	0.81	05/11/22 12:39	
1,2,3-Trichloropropane	ug/L	ND	0.50	0.26	05/11/22 12:39	
1,2,4-Trichlorobenzene	ug/L	ND	2.0	0.64	05/11/22 12:39	
1,2,4-Trimethylbenzene	ug/L	ND	0.50	0.50	05/11/22 12:39	
1,2-Dibromo-3-chloropropane	ug/L	ND	1.0	0.34	05/11/22 12:39	
1,2-Dibromoethane (EDB)	ug/L	ND	0.50	0.27	05/11/22 12:39	
1,2-Dichlorobenzene	ug/L	ND	0.50	0.34	05/11/22 12:39	
1,2-Dichloroethane	ug/L	ND	0.50	0.32	05/11/22 12:39	
1,2-Dichloropropane	ug/L	ND	0.50	0.36	05/11/22 12:39	
1,3,5-Trimethylbenzene	ug/L	ND	0.50	0.33	05/11/22 12:39	
1,3-Dichlorobenzene	ug/L	ND	0.50	0.34	05/11/22 12:39	
1,3-Dichloropropane	ug/L	ND	0.50	0.28	05/11/22 12:39	
1,4-Dichlorobenzene	ug/L	ND	0.50	0.33	05/11/22 12:39	
2,2-Dichloropropane	ug/L	ND	0.50	0.39	05/11/22 12:39	
2-Chlorotoluene	ug/L	ND	0.50	0.32	05/11/22 12:39	
4-Chlorotoluene	ug/L	ND	0.50	0.32	05/11/22 12:39	
Benzene	ug/L	ND	0.50	0.34	05/11/22 12:39	
Bromobenzene	ug/L	ND	0.50	0.29	05/11/22 12:39	
Bromochloromethane	ug/L	ND	0.50	0.47	05/11/22 12:39	
Bromodichloromethane	ug/L	ND	0.50	0.31	05/11/22 12:39	
Bromoform	ug/L	ND	0.50	0.34	05/11/22 12:39	
Bromomethane	ug/L	ND	5.0	1.7	05/11/22 12:39	
Carbon tetrachloride	ug/L	ND	0.50	0.33	05/11/22 12:39	
Chlorobenzene	ug/L	ND	0.50	0.28	05/11/22 12:39	
Chloroethane	ug/L	ND	1.0	0.65	05/11/22 12:39	
Chloroform	ug/L	ND	0.50	0.43	05/11/22 12:39	
Chloromethane	ug/L	ND	1.0	0.54	05/11/22 12:39	
cis-1,2-Dichloroethene	ug/L	ND	0.50	0.38	05/11/22 12:39	
cis-1,3-Dichloropropene	ug/L	ND	0.50	0.36	05/11/22 12:39	
Dibromochloromethane	ug/L	ND	0.50	0.36	05/11/22 12:39	
Dibromomethane	ug/L	ND	0.50	0.39	05/11/22 12:39	
Dichlorodifluoromethane	ug/L	ND	0.50	0.35	05/11/22 12:39	
Diisopropyl ether	ug/L	ND	0.50	0.31	05/11/22 12:39	

Results presented on this page are in the units indicated by the "Units" column except where an alternate unit is presented to the right of the result.

REPORT OF LABORATORY ANALYSIS

This report shall not be reproduced, except in full,
without the written consent of Pace Analytical Services, LLC.

Pace Analytical Services, LLC
9800 Kincey Ave. Suite 100
Huntersville, NC 28078
(704)875-9092

QUALITY CONTROL DATA

Project: 2020-L1-2448 INCIDENT
Pace Project No.: 92603677

METHOD BLANK: 3641676 Matrix: Water
Associated Lab Samples: 92603677001

Parameter	Units	Blank Result	Reporting Limit	MDL	Analyzed	Qualifiers
Ethanol	ug/L	ND	200	72.2	05/11/22 12:39	
Ethylbenzene	ug/L	ND	0.50	0.30	05/11/22 12:39	
Hexachloro-1,3-butadiene	ug/L	ND	2.0	1.5	05/11/22 12:39	
Isopropylbenzene (Cumene)	ug/L	ND	0.50	0.33	05/11/22 12:39	
m&p-Xylene	ug/L	ND	1.0	0.71	05/11/22 12:39	
Methyl-tert-butyl ether	ug/L	ND	0.50	0.42	05/11/22 12:39	
Methylene Chloride	ug/L	ND	2.0	2.0	05/11/22 12:39	
n-Butylbenzene	ug/L	ND	0.50	0.49	05/11/22 12:39	
n-Propylbenzene	ug/L	ND	0.50	0.34	05/11/22 12:39	
Naphthalene	ug/L	ND	2.0	0.64	05/11/22 12:39	
o-Xylene	ug/L	ND	0.50	0.34	05/11/22 12:39	
sec-Butylbenzene	ug/L	ND	0.50	0.40	05/11/22 12:39	
Styrene	ug/L	ND	0.50	0.29	05/11/22 12:39	
tert-Butylbenzene	ug/L	ND	0.50	0.32	05/11/22 12:39	
Tetrachloroethene	ug/L	ND	0.50	0.29	05/11/22 12:39	
Toluene	ug/L	ND	0.50	0.48	05/11/22 12:39	
trans-1,2-Dichloroethene	ug/L	ND	0.50	0.40	05/11/22 12:39	
trans-1,3-Dichloropropene	ug/L	ND	0.50	0.36	05/11/22 12:39	
Trichloroethene	ug/L	ND	0.50	0.38	05/11/22 12:39	
Trichlorofluoromethane	ug/L	ND	1.0	0.30	05/11/22 12:39	
Vinyl chloride	ug/L	ND	1.0	0.39	05/11/22 12:39	
1,2-Dichloroethane-d4 (S)	%	94	70-130		05/11/22 12:39	
4-Bromofluorobenzene (S)	%	98	70-130		05/11/22 12:39	
Toluene-d8 (S)	%	100	70-130		05/11/22 12:39	

LABORATORY CONTROL SAMPLE: 3641677

Parameter	Units	Spike Conc.	LCS Result	LCS % Rec	% Rec Limits	Qualifiers
1,1,1,2-Tetrachloroethane	ug/L	50	46.1	92	60-140	
1,1,1-Trichloroethane	ug/L	50	39.2	78	60-140	
1,1,2,2-Tetrachloroethane	ug/L	50	41.9	84	60-140	
1,1,2-Trichloroethane	ug/L	50	46.7	93	60-140	
1,1-Dichloroethane	ug/L	50	39.3	79	60-140	
1,1-Dichloroethene	ug/L	50	40.8	82	60-140	
1,1-Dichloropropene	ug/L	50	41.3	83	60-140	
1,2,3-Trichlorobenzene	ug/L	50	58.5	117	60-140	
1,2,3-Trichloropropane	ug/L	50	40.4	81	60-140	
1,2,4-Trichlorobenzene	ug/L	50	51.8	104	60-140	
1,2,4-Trimethylbenzene	ug/L	50	44.2	88	60-140	
1,2-Dibromo-3-chloropropane	ug/L	50	42.5	85	60-140	
1,2-Dibromoethane (EDB)	ug/L	50	45.0	90	60-140	
1,2-Dichlorobenzene	ug/L	50	48.2	96	60-140	
1,2-Dichloroethane	ug/L	50	38.5	77	60-140	
1,2-Dichloropropane	ug/L	50	43.5	87	60-140	

Results presented on this page are in the units indicated by the "Units" column except where an alternate unit is presented to the right of the result.

REPORT OF LABORATORY ANALYSIS

This report shall not be reproduced, except in full,
without the written consent of Pace Analytical Services, LLC.

Pace Analytical Services, LLC
9800 Kincey Ave. Suite 100
Huntersville, NC 28078
(704)875-9092

QUALITY CONTROL DATA

Project: 2020-L1-2448 INCIDENT
Pace Project No.: 92603677

LABORATORY CONTROL SAMPLE: 3641677

Parameter	Units	Spike Conc.	LCS Result	LCS % Rec	% Rec Limits	Qualifiers
1,3,5-Trimethylbenzene	ug/L	50	44.8	90	60-140	
1,3-Dichlorobenzene	ug/L	50	47.4	95	60-140	
1,3-Dichloropropane	ug/L	50	45.2	90	60-140	
1,4-Dichlorobenzene	ug/L	50	45.8	92	60-140	
2,2-Dichloropropane	ug/L	50	46.4	93	60-140	
2-Chlorotoluene	ug/L	50	43.8	88	60-140	
4-Chlorotoluene	ug/L	50	43.3	87	60-140	
Benzene	ug/L	50	41.0	82	60-140	
Bromobenzene	ug/L	50	46.4	93	60-140	
Bromochloromethane	ug/L	50	41.1	82	60-140	
Bromodichloromethane	ug/L	50	43.2	86	60-140	
Bromoform	ug/L	50	49.9	100	60-140	
Bromomethane	ug/L	50	40.8	82	60-140	
Carbon tetrachloride	ug/L	50	42.3	85	60-140	
Chlorobenzene	ug/L	50	46.5	93	60-140	
Chloroethane	ug/L	50	52.0	104	60-140	
Chloroform	ug/L	50	39.2	78	60-140	
Chloromethane	ug/L	50	44.4	89	60-140	
cis-1,2-Dichloroethene	ug/L	50	39.9	80	60-140	
cis-1,3-Dichloropropene	ug/L	50	45.0	90	60-140	
Dibromochloromethane	ug/L	50	45.1	90	60-140	
Dibromomethane	ug/L	50	48.3	97	60-140	
Dichlorodifluoromethane	ug/L	50	46.5	93	60-140	
Diisopropyl ether	ug/L	50	40.6	81	60-140	
Ethanol	ug/L	2000	1980	99	60-140	
Ethylbenzene	ug/L	50	46.2	92	60-140	
Hexachloro-1,3-butadiene	ug/L	50	54.0	108	60-140	
Isopropylbenzene (Cumene)	ug/L	50	45.6	91	60-140	
m&p-Xylene	ug/L	100	91.8	92	60-140	
Methyl-tert-butyl ether	ug/L	50	41.6	83	60-140	
Methylene Chloride	ug/L	50	45.3	91	60-140	
n-Butylbenzene	ug/L	50	44.6	89	60-140	
n-Propylbenzene	ug/L	50	45.3	91	60-140	
Naphthalene	ug/L	50	51.3	103	60-140	
o-Xylene	ug/L	50	46.1	92	60-140	
sec-Butylbenzene	ug/L	50	44.9	90	60-140	
Styrene	ug/L	50	47.9	96	60-140	
tert-Butylbenzene	ug/L	50	39.8	80	60-140	
Tetrachloroethene	ug/L	50	48.2	96	60-140	
Toluene	ug/L	50	50.3	101	60-140	
trans-1,2-Dichloroethene	ug/L	50	41.4	83	60-140	
trans-1,3-Dichloropropene	ug/L	50	45.2	90	60-140	
Trichloroethene	ug/L	50	47.0	94	60-140	
Trichlorofluoromethane	ug/L	50	48.1	96	60-140	
Vinyl chloride	ug/L	50	46.9	94	60-140	
1,2-Dichloroethane-d4 (S)	%			83	70-130	
4-Bromofluorobenzene (S)	%			100	70-130	

Results presented on this page are in the units indicated by the "Units" column except where an alternate unit is presented to the right of the result.

REPORT OF LABORATORY ANALYSIS

This report shall not be reproduced, except in full,
without the written consent of Pace Analytical Services, LLC.

Pace Analytical Services, LLC
9800 Kincey Ave. Suite 100
Huntersville, NC 28078
(704)875-9092

QUALITY CONTROL DATA

Project: 2020-L1-2448 INCIDENT
Pace Project No.: 92603677

LABORATORY CONTROL SAMPLE: 3641677

Parameter	Units	Spike Conc.	LCS Result	LCS % Rec	% Rec Limits	Qualifiers
Toluene-d8 (S)	%			98	70-130	

MATRIX SPIKE & MATRIX SPIKE DUPLICATE: 3641678 3641679

Parameter	Units	92603703001 Result	MS Spike Conc.	MSD Spike Conc.	MS Result	MSD Result	MS % Rec	MSD % Rec	% Rec Limits	RPD	Max RPD	Qual
1,1,1,2-Tetrachloroethane	ug/L	ND	20	20	19.2	19.3	96	97	60-140	0	30	
1,1,1-Trichloroethane	ug/L	ND	20	20	17.0	17.0	85	85	60-140	0	30	
1,1,2,2-Tetrachloroethane	ug/L	ND	20	20	17.2	17.9	86	89	60-140	4	30	
1,1,2-Trichloroethane	ug/L	ND	20	20	19.2	19.7	96	99	60-140	3	30	
1,1-Dichloroethane	ug/L	ND	20	20	16.5	17.1	82	85	60-140	4	30	
1,1-Dichloroethene	ug/L	ND	20	20	17.5	17.9	87	90	60-140	3	30	
1,1-Dichloropropene	ug/L	ND	20	20	17.4	17.5	87	87	60-140	1	30	
1,2,3-Trichlorobenzene	ug/L	ND	20	20	22.3	23.7	112	118	60-140	6	30	
1,2,3-Trichloropropane	ug/L	ND	20	20	18.1	18.1	90	91	60-140	0	30	
1,2,4-Trichlorobenzene	ug/L	ND	20	20	20.1	21.5	101	107	60-140	6	30	
1,2,4-Trimethylbenzene	ug/L	ND	20	20	18.2	18.7	91	94	60-140	3	30	
1,2-Dibromo-3-chloropropane	ug/L	ND	20	20	16.4	16.6	82	83	60-140	1	30	
1,2-Dibromoethane (EDB)	ug/L	ND	20	20	18.5	18.8	92	94	60-140	2	30	
1,2-Dichlorobenzene	ug/L	ND	20	20	18.9	19.6	95	98	60-140	4	30	
1,2-Dichloroethane	ug/L	ND	20	20	15.8	16.6	79	83	60-140	5	30	
1,2-Dichloropropane	ug/L	ND	20	20	18.2	18.9	91	95	60-140	4	30	
1,3,5-Trimethylbenzene	ug/L	ND	20	20	18.6	19.1	93	95	60-140	3	30	
1,3-Dichlorobenzene	ug/L	ND	20	20	18.6	19.6	93	98	60-140	5	30	
1,3-Dichloropropane	ug/L	ND	20	20	19.0	19.2	95	96	60-140	1	30	
1,4-Dichlorobenzene	ug/L	ND	20	20	18.2	18.5	91	92	60-140	1	30	
2,2-Dichloropropane	ug/L	ND	20	20	19.7	19.8	99	99	60-140	0	30	
2-Chlorotoluene	ug/L	ND	20	20	17.4	17.9	87	90	60-140	3	30	
4-Chlorotoluene	ug/L	ND	20	20	17.1	17.8	86	89	60-140	4	30	
Benzene	ug/L	ND	20	20	16.9	17.6	85	88	60-140	4	30	
Bromobenzene	ug/L	ND	20	20	18.3	19.2	91	96	60-140	5	30	
Bromochloromethane	ug/L	ND	20	20	17.1	17.7	85	89	60-140	4	30	
Bromodichloromethane	ug/L	ND	20	20	17.6	18.0	88	90	60-140	2	30	
Bromoform	ug/L	ND	20	20	19.1	19.1	96	95	60-140	0	30	
Bromomethane	ug/L	ND	20	20	17.3	18.5	87	93	60-140	7	30	
Carbon tetrachloride	ug/L	ND	20	20	18.0	18.8	90	94	60-140	4	30	
Chlorobenzene	ug/L	ND	20	20	18.8	19.6	94	98	60-140	5	30	
Chloroethane	ug/L	ND	20	20	22.3	23.1	111	115	60-140	3	30	
Chloroform	ug/L	ND	20	20	16.5	17.1	83	85	60-140	3	30	
Chloromethane	ug/L	ND	20	20	17.7	18.3	88	92	60-140	4	30	
cis-1,2-Dichloroethene	ug/L	ND	20	20	16.4	17.2	82	86	60-140	5	30	
cis-1,3-Dichloropropene	ug/L	ND	20	20	18.1	18.8	91	94	60-140	4	30	
Dibromochloromethane	ug/L	ND	20	20	18.3	18.3	91	91	60-140	0	30	
Dibromomethane	ug/L	ND	20	20	19.4	20.2	97	101	60-140	4	30	

Results presented on this page are in the units indicated by the "Units" column except where an alternate unit is presented to the right of the result.

REPORT OF LABORATORY ANALYSIS

This report shall not be reproduced, except in full,
without the written consent of Pace Analytical Services, LLC.

Pace Analytical Services, LLC
9800 Kincey Ave. Suite 100
Huntersville, NC 28078
(704)875-9092

QUALITY CONTROL DATA

Project: 2020-L1-2448 INCIDENT
Pace Project No.: 92603677

MATRIX SPIKE & MATRIX SPIKE DUPLICATE: 3641678 3641679

Parameter	Units	92603703001 Result	MS Spike Conc.	MSD Spike Conc.	MS Result	MSD Result	MS % Rec	MSD % Rec	% Rec Limits	RPD	Max RPD	Qual
Dichlorodifluoromethane	ug/L	ND	20	20	17.0	17.1	85	85	60-140	0	30	
Diisopropyl ether	ug/L	ND	20	20	16.1	16.9	80	85	60-140	5	30	
Ethanol	ug/L	ND	800	800	861	895	108	112	60-140	4	30	
Ethylbenzene	ug/L	ND	20	20	19.8	19.8	99	99	60-140	0	30	
Hexachloro-1,3-butadiene	ug/L	ND	20	20	23.0	23.6	115	118	60-140	3	30	
Isopropylbenzene (Cumene)	ug/L	ND	20	20	19.5	19.7	98	99	60-140	1	30	
m&p-Xylene	ug/L	ND	40	40	39.1	39.5	98	99	60-140	1	30	
Methyl-tert-butyl ether	ug/L	ND	20	20	16.6	16.9	83	84	60-140	2	30	
Methylene Chloride	ug/L	ND	20	20	18.2	18.7	91	93	60-140	3	30	
n-Butylbenzene	ug/L	ND	20	20	18.8	19.3	94	96	60-140	2	30	
n-Propylbenzene	ug/L	ND	20	20	18.6	19.3	93	97	60-140	4	30	
Naphthalene	ug/L	ND	20	20	18.7	20.0	93	100	60-140	7	30	
o-Xylene	ug/L	ND	20	20	19.5	19.4	98	97	60-140	1	30	
sec-Butylbenzene	ug/L	ND	20	20	19.3	20.3	97	101	60-140	5	30	
Styrene	ug/L	ND	20	20	19.1	19.0	96	95	60-140	1	30	
tert-Butylbenzene	ug/L	ND	20	20	16.4	16.8	82	84	60-140	2	30	
Tetrachloroethene	ug/L	ND	20	20	20.6	20.4	103	102	60-140	1	30	
Toluene	ug/L	ND	20	20	20.6	21.0	103	105	60-140	2	30	
trans-1,2-Dichloroethene	ug/L	ND	20	20	17.4	17.9	87	89	60-140	3	30	
trans-1,3-Dichloropropene	ug/L	ND	20	20	18.0	18.6	90	93	60-140	4	30	
Trichloroethene	ug/L	ND	20	20	19.9	20.5	100	102	60-140	3	30	
Trichlorofluoromethane	ug/L	ND	20	20	19.2	19.7	96	99	60-140	3	30	
Vinyl chloride	ug/L	ND	20	20	19.0	19.4	95	97	60-140	2	30	
1,2-Dichloroethane-d4 (S)	%						84	87	70-130			
4-Bromofluorobenzene (S)	%						101	100	70-130			
Toluene-d8 (S)	%						98	99	70-130			

Results presented on this page are in the units indicated by the "Units" column except where an alternate unit is presented to the right of the result.

REPORT OF LABORATORY ANALYSIS

This report shall not be reproduced, except in full,
without the written consent of Pace Analytical Services, LLC.

Pace Analytical Services, LLC
9800 Kincey Ave. Suite 100
Huntersville, NC 28078
(704)875-9092

QUALIFIERS

Project: 2020-L1-2448 INCIDENT
Pace Project No.: 92603677

DEFINITIONS

DF - Dilution Factor, if reported, represents the factor applied to the reported data due to dilution of the sample aliquot.

ND - Not Detected at or above adjusted reporting limit.

TNTC - Too Numerous To Count

J - Estimated concentration above the adjusted method detection limit and below the adjusted reporting limit.

MDL - Adjusted Method Detection Limit.

PQL - Practical Quantitation Limit.

RL - Reporting Limit - The lowest concentration value that meets project requirements for quantitative data with known precision and bias for a specific analyte in a specific matrix.

S - Surrogate

1,2-Diphenylhydrazine decomposes to and cannot be separated from Azobenzene using Method 8270. The result for each analyte is a combined concentration.

Consistent with EPA guidelines, unrounded data are displayed and have been used to calculate % recovery and RPD values.

LCS(D) - Laboratory Control Sample (Duplicate)

MS(D) - Matrix Spike (Duplicate)

DUP - Sample Duplicate

RPD - Relative Percent Difference

NC - Not Calculable.

SG - Silica Gel - Clean-Up

U - Indicates the compound was analyzed for, but not detected.

Acid preservation may not be appropriate for 2 Chloroethylvinyl ether.

A separate vial preserved to a pH of 4-5 is recommended in SW846 Chapter 4 for the analysis of Acrolein and Acrylonitrile by EPA Method 8260.

N-Nitrosodiphenylamine decomposes and cannot be separated from Diphenylamine using Method 8270. The result reported for each analyte is a combined concentration.

Reported results are not rounded until the final step prior to reporting. Therefore, calculated parameters that are typically reported as "Total" may vary slightly from the sum of the reported component parameters.

Pace Analytical is TNI accredited. Contact your Pace PM for the current list of accredited analytes.

TNI - The NELAC Institute.

ANALYTE QUALIFIERS

N2	The lab does not hold NELAC/TNI accreditation for this parameter but other accreditations/certifications may apply. A complete list of accreditations/certifications is available upon request.

This report shall not be reproduced, except in full,
without the written consent of Pace Analytical Services, LLC.

Pace Analytical Services, LLC
9800 Kincey Ave. Suite 100
Huntersville, NC 28078
(704)875-9092

QUALITY CONTROL DATA CROSS REFERENCE TABLE

Project: 2020-L1-2448 INCIDENT
Pace Project No.: 92603677

Lab ID	Sample ID	QC Batch Method	QC Batch	Analytical Method	Analytical Batch
92603677001	**13800_HC_RD_20220510**	MADEP VPH	698185		
92603677001	**13800_HC_RD_20220510**	EPA 3010A	702514	EPA 6020B	702632
92603677001	**13800_HC_RD_20220510**	SM 6200B	697421		

This report shall not be reproduced, except in full,
without the written consent of Pace Analytical Services, LLC.

Pace Analytical

CHAIN-OF-CUSTODY Analytical Request Document

Chain-of-Custody is a LEGAL DOCUMENT - Complete all relevent fields

LAB USE ONLY- Affix Workorder/Login Label Here or List Pace Workorder Number or

WO# : 92603677

ALL SHADED

92603677

Container Preservative Type

** Preservative Types: (1) nitric acid, (2) sulfuric acid, (3) hydrochloric acid, (4) sodium hydroxide, (5) zinc acetate, (6) methanol, (7) sodium bisulfate, (8) sodium thiosulfate, (9) hexane, (A) ascorbic acid, (B) ammonium sulfate, (C) ammonium hydroxide, (D) TSP, (U) Unpreserved, (O) Other _____

Company: Apex Companies	Billing Information:
Address:	
Report To: Andrew Street	Email To: andrew.street@apexcos.com
Copy To:	Site Collection Info/Address: 13800 Huntersville Concord Rd
Customer Project Name/Number: 2020-LI-2448	State: NC / County/City: Huntersville / Time Zone Collected: [ ] PT [ ] MT [ ] CT [ ] ET
Phone: / Email:	Site/Facility ID #:
Collected By (print): Vanessa Hunter	Purchase Order #: / Quote #:
Collected By (signature):	Turnaround Date Required: ASAP
Sample Disposal: [ ] Dispose as appropriate [ ] Return [ ] Archive: _____ [ ] Hold: _____	Rush: [ ] Same Day [ ] Next Day [ ] 2 Day [ ] 3 Day [ ] 4 Day [ ] 5 Day (Expedite Charges Apply)
	Compliance Monitoring? [ ] Yes [ ] No
	DW PWS ID #: / DW Location Code:
	Immediately Packed on Ice: [ ] Yes [ ] No
	Field Filtered (if applicable): [ ] Yes [ ] No Analysis: _____

* Matrix Codes (Insert in Matrix box below): Drinking Water (DW), Ground Water (GW), Wastewater (WW), Product (P), Soil/Solid (SL), Oil (OL), Wipe (WP), Air (AR), Tissue (TS), Bioassay (B), Vapor (V), Other (OT)

Customer Sample ID	Matrix *	Comp / Grab	Collected (or Composite Start) Date	Collected (or Composite Start) Time	Composite End Date	Composite End Time	Res Cl	# of Ctns	VOCs 6200B	MADEP VPH	Lead	Lab Sample # / Comments
13800-HC-Rd-20220510 DW	DW	Grab	5-10-22	0826	—	—	—	8	X	X	X	92603677 001

Analyses

Lab Profile/Line:

Lab Sample Receipt Checklist:

Custody Seals Present/Intact	Y (N) NA
Custody Signatures Present	(Y) N NA
Collector Signature Present	(Y) N NA
Bottles Intact	(Y) N NA
Correct Bottles	(Y) N NA
Sufficient Volume	(Y) N NA
Samples Received on Ice	(Y) N NA
VOA - Headspace Acceptable	(Y) N NA
USDA Regulated Soils	Y N (NA)
Samples in Holding Time	(Y) N NA
Residual Chlorine Present	Y N (NA)
Cl Strips: _____	
Sample pH Acceptable	(Y) N NA
pH Strips: 223819-AV	
Sulfide Present	Y N (NA)
Lead Acetate Strips: _____	

LAB USE ONLY:

Lab Sample # / Comments:

92603677 001

Customer Remarks / Special Conditions / Possible Hazards:

Type of Ice Used: (Wet) Blue Dry None

Packing Material Used: Bubble bag

Radchem sample(s) screened (<500 cpm): Y N (NA)

SHORT HOLDS PRESENT (<72 hours): Y (N) N/A

Lab Tracking #: 2696906

Samples received via: FEDEX UPS (Client) Courier Pace Courier

Lab Sample Temperature Info:

Temp Blank Received: Y (N) NA

Therm ID#: 9-IDCR4

Cooler 1 Temp Upon Receipt: 1.6 oC

Cooler 1 Therm Corr. Factor: 0 oC

Cooler 1 Corrected Temp: 1.6 oC

Comments:

Relinquished by/Company: (Signature)	Date/Time:	Received by/Company: (Signature)	Date/Time:
	5/10/22 1226		
Relinquished by/Company: (Signature)	Date/Time:	Received by/Company: (Signature)	Date/Time:
		OP / PACE / HVL	12:17
Relinquished by/Company: (Signature)	Date/Time:	Received by/Company: (Signature)	Date/Time:

MTJL LAB USE ONLY

Table #:

Acctnum:

Template:

Prelogin:

PM:

PB:

Trip Blank Received: Y (N) NA

HCL MeOH TSP Other

Non Conformance(s): YES / (NO)

Page _____ of: _____

Pace Analytical®	Bottle Identification Form (BIF)	Page 1 of 1
	Document No.: F-CAR-CS-043-Rev.01	Issuing Authority: Pace Carolinas Quality Office

***Check mark top half of box if pH and/or dechlorination is verified and within the acceptance range for preservation samples.**

Exceptions: VOA, Coliform, TOC, Oil and Grease, DRO/8015 (water) DOC, LLHg

****Bottom half of box is to list number of bottles**

Project #

WO# : 92603677

PM: AMB Due Date: 05/17/22

CLIENT: 92-APEX MOOR

Matrix	Item#	BP4U-125 mL Plastic Unpreserved (N/A) (Cl-)	BP3U-250 mL Plastic Unpreserved (N/A)	BP2U-500 mL Plastic Unpreserved (N/A)	BP1U-1 liter Plastic Unpreserved (N/A)	BP4S-125 mL Plastic H2SO4 (pH < 2) (Cl-)	BP3N-250 mL plastic HNO3 (pH < 2)	BP4Z-125 mL Plastic ZN Acetate & NaOH (>9)	BP4B-125 mL Plastic NaOH (pH > 12) (Cl-)	WGFU-Wide-mouthed Glass jar Unpreserved	AG1U-1 liter Amber Unpreserved (N/A) (Cl-)	AG1H-1 liter Amber HCl (pH < 2)	AG3U-250 mL Amber Unpreserved (N/A) (Cl-)	AG1S-1 liter Amber H2SO4 (pH < 2)	AG3S-250 mL Amber H2SO4 (pH < 2)	AG3A(DG3A)-250 mL Amber NH4Cl (N/A)(Cl-)	DG9H-40 mL VOA HCl (N/A)	VG9T-40 mL VOA Na2S2O3 (N/A)	VG9U-40 mL VOA Unpreserved (N/A)	DG9P-40 mL VOA H3PO4 (N/A)	VOAK (3 vials per kit)-5035 kit (N/A)	V/GK (3 vials per kit)-VPH/Gas kit (N/A)	SPST-125 mL Sterile Plastic (N/A – lab)	SP2T-250 mL Sterile Plastic (N/A – lab)		BP3A-250 mL Plastic (NH2)2SO4 (9.3-9.7)	AG0U-100 mL Amber Unpreserved vials (N/A)	VSGU-20 mL Scintillation vials (N/A)	DG9U-40 mL Amber Unpreserved vials (N/A)
	1						1 ✓										1												
	2																												
	3																												
	4																												
	5																												
	6																												
	7																												
	8																												
	9																												
	10																												
	11																												
	12																												

pH Adjustment Log for Preserved Samples

Sample ID	Type of Preservative	pH upon receipt	Date preservation adjusted	Time preservation adjusted	Amount of Preservative added	Lot #

Note: Whenever there is a discrepancy affecting North Carolina compliance samples, a copy of this form will be sent to the North Carolina DEHNR Certification Office (i.e. Out of hold, incorrect preservative, out of temp, incorrect containers.

Pace Analytical Services, LLC
9800 Kincey Ave. Suite 100
Huntersville, NC 28078
(704)875-9092

June 08, 2022

Andrew Street
Apex Companies - NC
5900 Northwoods Business Pkwy
Suite 5900-0
Charlotte, NC 28269

RE: Project: 2020-L1-2448 INCIDENT
Pace Project No.: 92603685

Dear Andrew Street:

Enclosed are the analytical results for sample(s) received by the laboratory on May 10, 2022. The results relate only to the samples included in this report. Results reported herein conform to the applicable TNI/NELAC Standards and the laboratory's Quality Manual, where applicable, unless otherwise noted in the body of the report.

The test results provided in this final report were generated by each of the following laboratories within the Pace Network:

- Pace Analytical Services - Asheville
- Pace Analytical Services - Charlotte

If you have any questions concerning this report, please feel free to contact me.

Sincerely,

Angela M. Baioni

Angela Baioni
angela.baioni@pacelabs.com
(704)875-9092
Project Manager

Enclosures

cc: J Culbreath, Colonial Pipeline Company
Naomi Fretz, APEX Companies, LLC
Robert Hughes, Colonial Pipeline
Jamie Moran, APEX Companies, LLC
Jeff Morrison, Colonial Pipeline Company
Tom Naumann, APEX Companies - NC
Joe Nicolette, Montrose-EPS
Kaitlyn Nootens, Apex Companies
Christopher Schultz, Apex Companies
Matt Teixeira, Apex Companies, LLC
Michael Verdon, Colonial Pipeline Company
JM Wyatt, Colonial Pipeline Company

REPORT OF LABORATORY ANALYSIS

This report shall not be reproduced, except in full,
without the written consent of Pace Analytical Services, LLC.

Pace Analytical Services, LLC
9800 Kincey Ave. Suite 100
Huntersville, NC 28078
(704)875-9092

CERTIFICATIONS

Project: 2020-L1-2448 INCIDENT
Pace Project No.: 92603685

Pace Analytical Services Charlotte

South Carolina Laboratory ID: 99006
9800 Kincey Ave. Ste 100, Huntersville, NC 28078
North Carolina Drinking Water Certification #: 37706
North Carolina Field Services Certification #: 5342
North Carolina Wastewater Certification #: 12
South Carolina Laboratory ID: 99006
South Carolina Certification #: 99006001
South Carolina Drinking Water Cert. #: 99006003
Florida/NELAP Certification #: E87627
Kentucky UST Certification #: 84
Louisiana DoH Drinking Water #: LA029
Virginia/VELAP Certification #: 460221

Pace Analytical Services Asheville

2225 Riverside Drive, Asheville, NC 28804
Florida/NELAP Certification #: E87648
North Carolina Drinking Water Certification #: 37712
North Carolina Wastewater Certification #: 40
South Carolina Laboratory ID: 99030
South Carolina Certification #: 99030001
Virginia/VELAP Certification #: 460222

This report shall not be reproduced, except in full,
without the written consent of Pace Analytical Services, LLC.

Pace Analytical Services, LLC
9800 Kincey Ave. Suite 100
Huntersville, NC 28078
(704)875-9092

SAMPLE SUMMARY

Project: 2020-L1-2448 INCIDENT
Pace Project No.: 92603685

Lab ID	Sample ID	Matrix	Date Collected	Date Received
92603685001	**14401_HC_RD_20220510**	Water	05/10/22 09:26	05/10/22 12:17

This report shall not be reproduced, except in full,
without the written consent of Pace Analytical Services, LLC.

Pace Analytical Services, LLC
9800 Kincey Ave. Suite 100
Huntersville, NC 28078
(704)875-9092

SAMPLE ANALYTE COUNT

Project: 2020-L1-2448 INCIDENT
Pace Project No.: 92603685

Lab ID	Sample ID	Method	Analysts	Analytes Reported	Laboratory
92603685001	**14401_HC_RD_20220510**	MADEP VPH	MAD	6	PASI-C
		EPA 6020B	CRW	1	PASI-A
		SM 6200B	SAS	64	PASI-C

PASI-A = Pace Analytical Services - Asheville
PASI-C = Pace Analytical Services - Charlotte

This report shall not be reproduced, except in full,
without the written consent of Pace Analytical Services, LLC.

Pace Analytical Services, LLC
9800 Kincey Ave. Suite 100
Huntersville, NC 28078
(704)875-9092

ANALYTICAL RESULTS

Project: 2020-L1-2448 INCIDENT
Pace Project No.: 92603685

Sample: 14401_HC_RD_20220510 **Lab ID: 92603685001** Collected: 05/10/22 09:26 Received: 05/10/22 12:17 Matrix: Water

Parameters	Results	Units	Report Limit	MDL	DF	Prepared	Analyzed	CAS No.	Qual
VPH NC Water	Analytical Method: MADEP VPH Pace Analytical Services - Charlotte								
Total VPH (C5-C12)	ND	ug/L	50.0	50.0	1		05/14/22 05:05		N2
Aliphatic (C05-C08)	ND	ug/L	50.0	50.0	1		05/14/22 05:05		N2
Aliphatic(C09-C12) Adjusted	ND	ug/L	50.0	50.0	1		05/14/22 05:05		N2
Aromatic (C09-C10)	ND	ug/L	50.0	50.0	1		05/14/22 05:05		N2
Surrogates									
4-Bromofluorobenzene (FID) (S)	104	%	70-130		1		05/14/22 05:05	460-00-4	
4-Bromofluorobenzene (PID) (S)	97	%	70-130		1		05/14/22 05:05	460-00-4	
6020 MET ICPMS	Analytical Method: EPA 6020B Preparation Method: EPA 3010A Pace Analytical Services - Asheville								
Lead	**5.4**	ug/L	1.0	0.077	1	06/07/22 00:54	06/07/22 19:53	7439-92-1	
6200B MSV	Analytical Method: SM 6200B Pace Analytical Services - Charlotte								
Benzene	ND	ug/L	0.50	0.34	1		05/11/22 15:41	71-43-2	
Bromobenzene	ND	ug/L	0.50	0.29	1		05/11/22 15:41	108-86-1	
Bromochloromethane	ND	ug/L	0.50	0.47	1		05/11/22 15:41	74-97-5	
Bromodichloromethane	ND	ug/L	0.50	0.31	1		05/11/22 15:41	75-27-4	
Bromoform	ND	ug/L	0.50	0.34	1		05/11/22 15:41	75-25-2	
Bromomethane	ND	ug/L	5.0	1.7	1		05/11/22 15:41	74-83-9	
n-Butylbenzene	ND	ug/L	0.50	0.49	1		05/11/22 15:41	104-51-8	
sec-Butylbenzene	ND	ug/L	0.50	0.40	1		05/11/22 15:41	135-98-8	
tert-Butylbenzene	ND	ug/L	0.50	0.32	1		05/11/22 15:41	98-06-6	
Carbon tetrachloride	ND	ug/L	0.50	0.33	1		05/11/22 15:41	56-23-5	
Chlorobenzene	ND	ug/L	0.50	0.28	1		05/11/22 15:41	108-90-7	
Chloroethane	ND	ug/L	1.0	0.65	1		05/11/22 15:41	75-00-3	
Chloroform	ND	ug/L	0.50	0.43	1		05/11/22 15:41	67-66-3	
Chloromethane	ND	ug/L	1.0	0.54	1		05/11/22 15:41	74-87-3	
2-Chlorotoluene	ND	ug/L	0.50	0.32	1		05/11/22 15:41	95-49-8	
4-Chlorotoluene	ND	ug/L	0.50	0.32	1		05/11/22 15:41	106-43-4	
1,2-Dibromo-3-chloropropane	ND	ug/L	1.0	0.34	1		05/11/22 15:41	96-12-8	
Dibromochloromethane	ND	ug/L	0.50	0.36	1		05/11/22 15:41	124-48-1	
1,2-Dibromoethane (EDB)	ND	ug/L	0.50	0.27	1		05/11/22 15:41	106-93-4	
Dibromomethane	ND	ug/L	0.50	0.39	1		05/11/22 15:41	74-95-3	
1,2-Dichlorobenzene	ND	ug/L	0.50	0.34	1		05/11/22 15:41	95-50-1	
1,3-Dichlorobenzene	ND	ug/L	0.50	0.34	1		05/11/22 15:41	541-73-1	
1,4-Dichlorobenzene	ND	ug/L	0.50	0.33	1		05/11/22 15:41	106-46-7	
Dichlorodifluoromethane	ND	ug/L	0.50	0.35	1		05/11/22 15:41	75-71-8	
1,1-Dichloroethane	ND	ug/L	0.50	0.37	1		05/11/22 15:41	75-34-3	
1,2-Dichloroethane	ND	ug/L	0.50	0.32	1		05/11/22 15:41	107-06-2	
1,1-Dichloroethene	ND	ug/L	0.50	0.35	1		05/11/22 15:41	75-35-4	
cis-1,2-Dichloroethene	ND	ug/L	0.50	0.38	1		05/11/22 15:41	156-59-2	
trans-1,2-Dichloroethene	ND	ug/L	0.50	0.40	1		05/11/22 15:41	156-60-5	
1,2-Dichloropropane	ND	ug/L	0.50	0.36	1		05/11/22 15:41	78-87-5	
1,3-Dichloropropane	ND	ug/L	0.50	0.28	1		05/11/22 15:41	142-28-9	

REPORT OF LABORATORY ANALYSIS

This report shall not be reproduced, except in full,
without the written consent of Pace Analytical Services, LLC.

Pace Analytical Services, LLC
9800 Kincey Ave. Suite 100
Huntersville, NC 28078
(704)875-9092

ANALYTICAL RESULTS

Project: 2020-L1-2448 INCIDENT
Pace Project No.: 92603685

Sample: 14401_HC_RD_20220510 **Lab ID: 92603685001** Collected: 05/10/22 09:26 Received: 05/10/22 12:17 Matrix: Water

Parameters	Results	Units	Report Limit	MDL	DF	Prepared	Analyzed	CAS No.	Qual
6200B MSV	Analytical Method: SM 6200B Pace Analytical Services - Charlotte								
2,2-Dichloropropane	ND	ug/L	0.50	0.39	1		05/11/22 15:41	594-20-7	
1,1-Dichloropropene	ND	ug/L	0.50	0.43	1		05/11/22 15:41	563-58-6	
cis-1,3-Dichloropropene	ND	ug/L	0.50	0.36	1		05/11/22 15:41	10061-01-5	
trans-1,3-Dichloropropene	ND	ug/L	0.50	0.36	1		05/11/22 15:41	10061-02-6	
Diisopropyl ether	ND	ug/L	0.50	0.31	1		05/11/22 15:41	108-20-3	
Ethanol	ND	ug/L	200	72.2	1		05/11/22 15:41	64-17-5	
Ethylbenzene	ND	ug/L	0.50	0.30	1		05/11/22 15:41	100-41-4	
Hexachloro-1,3-butadiene	ND	ug/L	2.0	1.5	1		05/11/22 15:41	87-68-3	
Isopropylbenzene (Cumene)	ND	ug/L	0.50	0.33	1		05/11/22 15:41	98-82-8	
Methylene Chloride	ND	ug/L	2.0	2.0	1		05/11/22 15:41	75-09-2	
Methyl-tert-butyl ether	ND	ug/L	0.50	0.42	1		05/11/22 15:41	1634-04-4	
Naphthalene	ND	ug/L	2.0	0.64	1		05/11/22 15:41	91-20-3	
n-Propylbenzene	ND	ug/L	0.50	0.34	1		05/11/22 15:41	103-65-1	
Styrene	ND	ug/L	0.50	0.29	1		05/11/22 15:41	100-42-5	
1,1,1,2-Tetrachloroethane	ND	ug/L	0.50	0.31	1		05/11/22 15:41	630-20-6	
1,1,2,2-Tetrachloroethane	ND	ug/L	0.50	0.22	1		05/11/22 15:41	79-34-5	
Tetrachloroethene	ND	ug/L	0.50	0.29	1		05/11/22 15:41	127-18-4	
Toluene	ND	ug/L	0.50	0.48	1		05/11/22 15:41	108-88-3	
1,2,3-Trichlorobenzene	ND	ug/L	2.0	0.81	1		05/11/22 15:41	87-61-6	
1,2,4-Trichlorobenzene	ND	ug/L	2.0	0.64	1		05/11/22 15:41	120-82-1	
1,1,1-Trichloroethane	ND	ug/L	0.50	0.33	1		05/11/22 15:41	71-55-6	
1,1,2-Trichloroethane	ND	ug/L	0.50	0.32	1		05/11/22 15:41	79-00-5	
Trichloroethene	ND	ug/L	0.50	0.38	1		05/11/22 15:41	79-01-6	
Trichlorofluoromethane	ND	ug/L	1.0	0.30	1		05/11/22 15:41	75-69-4	
1,2,3-Trichloropropane	ND	ug/L	0.50	0.26	1		05/11/22 15:41	96-18-4	
1,2,4-Trimethylbenzene	ND	ug/L	0.50	0.50	1		05/11/22 15:41	95-63-6	
1,3,5-Trimethylbenzene	ND	ug/L	0.50	0.33	1		05/11/22 15:41	108-67-8	
Vinyl chloride	ND	ug/L	1.0	0.39	1		05/11/22 15:41	75-01-4	
m&p-Xylene	ND	ug/L	1.0	0.71	1		05/11/22 15:41	179601-23-1	
o-Xylene	ND	ug/L	0.50	0.34	1		05/11/22 15:41	95-47-6	
Surrogates									
1,2-Dichloroethane-d4 (S)	91	%	70-130		1		05/11/22 15:41	17060-07-0	
4-Bromofluorobenzene (S)	99	%	70-130		1		05/11/22 15:41	460-00-4	
Toluene-d8 (S)	100	%	70-130		1		05/11/22 15:41	2037-26-5	

REPORT OF LABORATORY ANALYSIS

This report shall not be reproduced, except in full,
without the written consent of Pace Analytical Services, LLC.

Pace Analytical Services, LLC
9800 Kincey Ave. Suite 100
Huntersville, NC 28078
(704)875-9092

QUALITY CONTROL DATA

Project: 2020-L1-2448 INCIDENT
Pace Project No.: 92603685

QC Batch: 698185
QC Batch Method: MADEP VPH
Analysis Method: MADEP VPH
Analysis Description: VPH NC Water
Laboratory: Pace Analytical Services - Charlotte
Associated Lab Samples: 92603685001

METHOD BLANK: 3645776 Matrix: Water
Associated Lab Samples: 92603685001

Parameter	Units	Blank Result	Reporting Limit	MDL	Analyzed	Qualifiers
Aliphatic (C05-C08)	ug/L	ND	50.0	50.0	05/13/22 21:22	N2
Aromatic (C09-C10)	ug/L	ND	50.0	50.0	05/13/22 21:22	N2
4-Bromofluorobenzene (FID) (S)	%	107	70-130		05/13/22 21:22	
4-Bromofluorobenzene (PID) (S)	%	105	70-130		05/13/22 21:22	

LABORATORY CONTROL SAMPLE & LCSD: 3645777 3645778

Parameter	Units	Spike Conc.	LCS Result	LCSD Result	LCS % Rec	LCSD % Rec	% Rec Limits	RPD	Max RPD	Qualifiers
Aliphatic (C05-C08)	ug/L	300	293	304	98	101	70-130	4	25	N2
Aromatic (C09-C10)	ug/L	100	103	107	103	107	70-130	4	25	N2
4-Bromofluorobenzene (FID) (S)	%				99	101	70-130			
4-Bromofluorobenzene (PID) (S)	%				100	101	70-130			

Results presented on this page are in the units indicated by the "Units" column except where an alternate unit is presented to the right of the result.

REPORT OF LABORATORY ANALYSIS

This report shall not be reproduced, except in full,
without the written consent of Pace Analytical Services, LLC.

Pace Analytical Services, LLC
9800 Kincey Ave. Suite 100
Huntersville, NC 28078
(704)875-9092

QUALITY CONTROL DATA

Project: 2020-L1-2448 INCIDENT
Pace Project No.: 92603685

QC Batch: 702514
QC Batch Method: EPA 3010A
Analysis Method: EPA 6020B
Analysis Description: 6020 MET
Laboratory: Pace Analytical Services - Asheville
Associated Lab Samples: 92603685001

METHOD BLANK: 3666281 Matrix: Water
Associated Lab Samples: 92603685001

Parameter	Units	Blank Result	Reporting Limit	MDL	Analyzed	Qualifiers
Lead	ug/L	ND	1.0	0.077	06/07/22 19:18	

LABORATORY CONTROL SAMPLE: 3666282

Parameter	Units	Spike Conc.	LCS Result	LCS % Rec	% Rec Limits	Qualifiers
Lead	ug/L	50	49.7	99	80-120	

MATRIX SPIKE & MATRIX SPIKE DUPLICATE: 3666283 3666284

Parameter	Units	92603677001 Result	MS Spike Conc.	MSD Spike Conc.	MS Result	MSD Result	MS % Rec	MSD % Rec	% Rec Limits	RPD	Max RPD	Qual
Lead	ug/L	16.4	50	50	65.2	65.5	98	98	75-125	1	20	

Results presented on this page are in the units indicated by the "Units" column except where an alternate unit is presented to the right of the result.

REPORT OF LABORATORY ANALYSIS

This report shall not be reproduced, except in full,
without the written consent of Pace Analytical Services, LLC.

Pace Analytical Services, LLC
9800 Kincey Ave. Suite 100
Huntersville, NC 28078
(704)875-9092

QUALITY CONTROL DATA

Project: 2020-L1-2448 INCIDENT
Pace Project No.: 92603685

QC Batch: 697421
QC Batch Method: SM 6200B
Analysis Method: SM 6200B
Analysis Description: 6200B MSV
Laboratory: Pace Analytical Services - Charlotte

Associated Lab Samples: 92603685001

METHOD BLANK: 3641676 Matrix: Water
Associated Lab Samples: 92603685001

Parameter	Units	Blank Result	Reporting Limit	MDL	Analyzed	Qualifiers
1,1,1,2-Tetrachloroethane	ug/L	ND	0.50	0.31	05/11/22 12:39	
1,1,1-Trichloroethane	ug/L	ND	0.50	0.33	05/11/22 12:39	
1,1,2,2-Tetrachloroethane	ug/L	ND	0.50	0.22	05/11/22 12:39	
1,1,2-Trichloroethane	ug/L	ND	0.50	0.32	05/11/22 12:39	
1,1-Dichloroethane	ug/L	ND	0.50	0.37	05/11/22 12:39	
1,1-Dichloroethene	ug/L	ND	0.50	0.35	05/11/22 12:39	
1,1-Dichloropropene	ug/L	ND	0.50	0.43	05/11/22 12:39	
1,2,3-Trichlorobenzene	ug/L	ND	2.0	0.81	05/11/22 12:39	
1,2,3-Trichloropropane	ug/L	ND	0.50	0.26	05/11/22 12:39	
1,2,4-Trichlorobenzene	ug/L	ND	2.0	0.64	05/11/22 12:39	
1,2,4-Trimethylbenzene	ug/L	ND	0.50	0.50	05/11/22 12:39	
1,2-Dibromo-3-chloropropane	ug/L	ND	1.0	0.34	05/11/22 12:39	
1,2-Dibromoethane (EDB)	ug/L	ND	0.50	0.27	05/11/22 12:39	
1,2-Dichlorobenzene	ug/L	ND	0.50	0.34	05/11/22 12:39	
1,2-Dichloroethane	ug/L	ND	0.50	0.32	05/11/22 12:39	
1,2-Dichloropropane	ug/L	ND	0.50	0.36	05/11/22 12:39	
1,3,5-Trimethylbenzene	ug/L	ND	0.50	0.33	05/11/22 12:39	
1,3-Dichlorobenzene	ug/L	ND	0.50	0.34	05/11/22 12:39	
1,3-Dichloropropane	ug/L	ND	0.50	0.28	05/11/22 12:39	
1,4-Dichlorobenzene	ug/L	ND	0.50	0.33	05/11/22 12:39	
2,2-Dichloropropane	ug/L	ND	0.50	0.39	05/11/22 12:39	
2-Chlorotoluene	ug/L	ND	0.50	0.32	05/11/22 12:39	
4-Chlorotoluene	ug/L	ND	0.50	0.32	05/11/22 12:39	
Benzene	ug/L	ND	0.50	0.34	05/11/22 12:39	
Bromobenzene	ug/L	ND	0.50	0.29	05/11/22 12:39	
Bromochloromethane	ug/L	ND	0.50	0.47	05/11/22 12:39	
Bromodichloromethane	ug/L	ND	0.50	0.31	05/11/22 12:39	
Bromoform	ug/L	ND	0.50	0.34	05/11/22 12:39	
Bromomethane	ug/L	ND	5.0	1.7	05/11/22 12:39	
Carbon tetrachloride	ug/L	ND	0.50	0.33	05/11/22 12:39	
Chlorobenzene	ug/L	ND	0.50	0.28	05/11/22 12:39	
Chloroethane	ug/L	ND	1.0	0.65	05/11/22 12:39	
Chloroform	ug/L	ND	0.50	0.43	05/11/22 12:39	
Chloromethane	ug/L	ND	1.0	0.54	05/11/22 12:39	
cis-1,2-Dichloroethene	ug/L	ND	0.50	0.38	05/11/22 12:39	
cis-1,3-Dichloropropene	ug/L	ND	0.50	0.36	05/11/22 12:39	
Dibromochloromethane	ug/L	ND	0.50	0.36	05/11/22 12:39	
Dibromomethane	ug/L	ND	0.50	0.39	05/11/22 12:39	
Dichlorodifluoromethane	ug/L	ND	0.50	0.35	05/11/22 12:39	
Diisopropyl ether	ug/L	ND	0.50	0.31	05/11/22 12:39	

Results presented on this page are in the units indicated by the "Units" column except where an alternate unit is presented to the right of the result.

REPORT OF LABORATORY ANALYSIS

This report shall not be reproduced, except in full,
without the written consent of Pace Analytical Services, LLC.

Pace Analytical Services, LLC
9800 Kincey Ave. Suite 100
Huntersville, NC 28078
(704)875-9092

QUALITY CONTROL DATA

Project: 2020-L1-2448 INCIDENT
Pace Project No.: 92603685

METHOD BLANK: 3641676 Matrix: Water
Associated Lab Samples: 92603685001

Parameter	Units	Blank Result	Reporting Limit	MDL	Analyzed	Qualifiers
Ethanol	ug/L	ND	200	72.2	05/11/22 12:39	
Ethylbenzene	ug/L	ND	0.50	0.30	05/11/22 12:39	
Hexachloro-1,3-butadiene	ug/L	ND	2.0	1.5	05/11/22 12:39	
Isopropylbenzene (Cumene)	ug/L	ND	0.50	0.33	05/11/22 12:39	
m&p-Xylene	ug/L	ND	1.0	0.71	05/11/22 12:39	
Methyl-tert-butyl ether	ug/L	ND	0.50	0.42	05/11/22 12:39	
Methylene Chloride	ug/L	ND	2.0	2.0	05/11/22 12:39	
n-Butylbenzene	ug/L	ND	0.50	0.49	05/11/22 12:39	
n-Propylbenzene	ug/L	ND	0.50	0.34	05/11/22 12:39	
Naphthalene	ug/L	ND	2.0	0.64	05/11/22 12:39	
o-Xylene	ug/L	ND	0.50	0.34	05/11/22 12:39	
sec-Butylbenzene	ug/L	ND	0.50	0.40	05/11/22 12:39	
Styrene	ug/L	ND	0.50	0.29	05/11/22 12:39	
tert-Butylbenzene	ug/L	ND	0.50	0.32	05/11/22 12:39	
Tetrachloroethene	ug/L	ND	0.50	0.29	05/11/22 12:39	
Toluene	ug/L	ND	0.50	0.48	05/11/22 12:39	
trans-1,2-Dichloroethene	ug/L	ND	0.50	0.40	05/11/22 12:39	
trans-1,3-Dichloropropene	ug/L	ND	0.50	0.36	05/11/22 12:39	
Trichloroethene	ug/L	ND	0.50	0.38	05/11/22 12:39	
Trichlorofluoromethane	ug/L	ND	1.0	0.30	05/11/22 12:39	
Vinyl chloride	ug/L	ND	1.0	0.39	05/11/22 12:39	
1,2-Dichloroethane-d4 (S)	%	94	70-130		05/11/22 12:39	
4-Bromofluorobenzene (S)	%	98	70-130		05/11/22 12:39	
Toluene-d8 (S)	%	100	70-130		05/11/22 12:39	

LABORATORY CONTROL SAMPLE: 3641677

Parameter	Units	Spike Conc.	LCS Result	LCS % Rec	% Rec Limits	Qualifiers
1,1,1,2-Tetrachloroethane	ug/L	50	46.1	92	60-140	
1,1,1-Trichloroethane	ug/L	50	39.2	78	60-140	
1,1,2,2-Tetrachloroethane	ug/L	50	41.9	84	60-140	
1,1,2-Trichloroethane	ug/L	50	46.7	93	60-140	
1,1-Dichloroethane	ug/L	50	39.3	79	60-140	
1,1-Dichloroethene	ug/L	50	40.8	82	60-140	
1,1-Dichloropropene	ug/L	50	41.3	83	60-140	
1,2,3-Trichlorobenzene	ug/L	50	58.5	117	60-140	
1,2,3-Trichloropropane	ug/L	50	40.4	81	60-140	
1,2,4-Trichlorobenzene	ug/L	50	51.8	104	60-140	
1,2,4-Trimethylbenzene	ug/L	50	44.2	88	60-140	
1,2-Dibromo-3-chloropropane	ug/L	50	42.5	85	60-140	
1,2-Dibromoethane (EDB)	ug/L	50	45.0	90	60-140	
1,2-Dichlorobenzene	ug/L	50	48.2	96	60-140	
1,2-Dichloroethane	ug/L	50	38.5	77	60-140	
1,2-Dichloropropane	ug/L	50	43.5	87	60-140	

Results presented on this page are in the units indicated by the "Units" column except where an alternate unit is presented to the right of the result.

REPORT OF LABORATORY ANALYSIS

This report shall not be reproduced, except in full,
without the written consent of Pace Analytical Services, LLC.

Pace Analytical Services, LLC
9800 Kincey Ave. Suite 100
Huntersville, NC 28078
(704)875-9092

QUALITY CONTROL DATA

Project: 2020-L1-2448 INCIDENT
Pace Project No.: 92603685

LABORATORY CONTROL SAMPLE: 3641677

Parameter	Units	Spike Conc.	LCS Result	LCS % Rec	% Rec Limits	Qualifiers
1,3,5-Trimethylbenzene	ug/L	50	44.8	90	60-140	
1,3-Dichlorobenzene	ug/L	50	47.4	95	60-140	
1,3-Dichloropropane	ug/L	50	45.2	90	60-140	
1,4-Dichlorobenzene	ug/L	50	45.8	92	60-140	
2,2-Dichloropropane	ug/L	50	46.4	93	60-140	
2-Chlorotoluene	ug/L	50	43.8	88	60-140	
4-Chlorotoluene	ug/L	50	43.3	87	60-140	
Benzene	ug/L	50	41.0	82	60-140	
Bromobenzene	ug/L	50	46.4	93	60-140	
Bromochloromethane	ug/L	50	41.1	82	60-140	
Bromodichloromethane	ug/L	50	43.2	86	60-140	
Bromoform	ug/L	50	49.9	100	60-140	
Bromomethane	ug/L	50	40.8	82	60-140	
Carbon tetrachloride	ug/L	50	42.3	85	60-140	
Chlorobenzene	ug/L	50	46.5	93	60-140	
Chloroethane	ug/L	50	52.0	104	60-140	
Chloroform	ug/L	50	39.2	78	60-140	
Chloromethane	ug/L	50	44.4	89	60-140	
cis-1,2-Dichloroethene	ug/L	50	39.9	80	60-140	
cis-1,3-Dichloropropene	ug/L	50	45.0	90	60-140	
Dibromochloromethane	ug/L	50	45.1	90	60-140	
Dibromomethane	ug/L	50	48.3	97	60-140	
Dichlorodifluoromethane	ug/L	50	46.5	93	60-140	
Diisopropyl ether	ug/L	50	40.6	81	60-140	
Ethanol	ug/L	2000	1980	99	60-140	
Ethylbenzene	ug/L	50	46.2	92	60-140	
Hexachloro-1,3-butadiene	ug/L	50	54.0	108	60-140	
Isopropylbenzene (Cumene)	ug/L	50	45.6	91	60-140	
m&p-Xylene	ug/L	100	91.8	92	60-140	
Methyl-tert-butyl ether	ug/L	50	41.6	83	60-140	
Methylene Chloride	ug/L	50	45.3	91	60-140	
n-Butylbenzene	ug/L	50	44.6	89	60-140	
n-Propylbenzene	ug/L	50	45.3	91	60-140	
Naphthalene	ug/L	50	51.3	103	60-140	
o-Xylene	ug/L	50	46.1	92	60-140	
sec-Butylbenzene	ug/L	50	44.9	90	60-140	
Styrene	ug/L	50	47.9	96	60-140	
tert-Butylbenzene	ug/L	50	39.8	80	60-140	
Tetrachloroethene	ug/L	50	48.2	96	60-140	
Toluene	ug/L	50	50.3	101	60-140	
trans-1,2-Dichloroethene	ug/L	50	41.4	83	60-140	
trans-1,3-Dichloropropene	ug/L	50	45.2	90	60-140	
Trichloroethene	ug/L	50	47.0	94	60-140	
Trichlorofluoromethane	ug/L	50	48.1	96	60-140	
Vinyl chloride	ug/L	50	46.9	94	60-140	
1,2-Dichloroethane-d4 (S)	%			83	70-130	
4-Bromofluorobenzene (S)	%			100	70-130	

Results presented on this page are in the units indicated by the "Units" column except where an alternate unit is presented to the right of the result.

REPORT OF LABORATORY ANALYSIS

This report shall not be reproduced, except in full,
without the written consent of Pace Analytical Services, LLC.

Pace Analytical Services, LLC
9800 Kincey Ave. Suite 100
Huntersville, NC 28078
(704)875-9092

QUALITY CONTROL DATA

Project: 2020-L1-2448 INCIDENT
Pace Project No.: 92603685

LABORATORY CONTROL SAMPLE: 3641677

Parameter	Units	Spike Conc.	LCS Result	LCS % Rec	% Rec Limits	Qualifiers
Toluene-d8 (S)	%			98	70-130	

MATRIX SPIKE & MATRIX SPIKE DUPLICATE: 3641678 3641679

Parameter	Units	92603703001 Result	MS Spike Conc.	MSD Spike Conc.	MS Result	MSD Result	MS % Rec	MSD % Rec	% Rec Limits	RPD	Max RPD	Qual
1,1,1,2-Tetrachloroethane	ug/L	ND	20	20	19.2	19.3	96	97	60-140	0	30	
1,1,1-Trichloroethane	ug/L	ND	20	20	17.0	17.0	85	85	60-140	0	30	
1,1,2,2-Tetrachloroethane	ug/L	ND	20	20	17.2	17.9	86	89	60-140	4	30	
1,1,2-Trichloroethane	ug/L	ND	20	20	19.2	19.7	96	99	60-140	3	30	
1,1-Dichloroethane	ug/L	ND	20	20	16.5	17.1	82	85	60-140	4	30	
1,1-Dichloroethene	ug/L	ND	20	20	17.5	17.9	87	90	60-140	3	30	
1,1-Dichloropropene	ug/L	ND	20	20	17.4	17.5	87	87	60-140	1	30	
1,2,3-Trichlorobenzene	ug/L	ND	20	20	22.3	23.7	112	118	60-140	6	30	
1,2,3-Trichloropropane	ug/L	ND	20	20	18.1	18.1	90	91	60-140	0	30	
1,2,4-Trichlorobenzene	ug/L	ND	20	20	20.1	21.5	101	107	60-140	6	30	
1,2,4-Trimethylbenzene	ug/L	ND	20	20	18.2	18.7	91	94	60-140	3	30	
1,2-Dibromo-3-chloropropane	ug/L	ND	20	20	16.4	16.6	82	83	60-140	1	30	
1,2-Dibromoethane (EDB)	ug/L	ND	20	20	18.5	18.8	92	94	60-140	2	30	
1,2-Dichlorobenzene	ug/L	ND	20	20	18.9	19.6	95	98	60-140	4	30	
1,2-Dichloroethane	ug/L	ND	20	20	15.8	16.6	79	83	60-140	5	30	
1,2-Dichloropropane	ug/L	ND	20	20	18.2	18.9	91	95	60-140	4	30	
1,3,5-Trimethylbenzene	ug/L	ND	20	20	18.6	19.1	93	95	60-140	3	30	
1,3-Dichlorobenzene	ug/L	ND	20	20	18.6	19.6	93	98	60-140	5	30	
1,3-Dichloropropane	ug/L	ND	20	20	19.0	19.2	95	96	60-140	1	30	
1,4-Dichlorobenzene	ug/L	ND	20	20	18.2	18.5	91	92	60-140	1	30	
2,2-Dichloropropane	ug/L	ND	20	20	19.7	19.8	99	99	60-140	0	30	
2-Chlorotoluene	ug/L	ND	20	20	17.4	17.9	87	90	60-140	3	30	
4-Chlorotoluene	ug/L	ND	20	20	17.1	17.8	86	89	60-140	4	30	
Benzene	ug/L	ND	20	20	16.9	17.6	85	88	60-140	4	30	
Bromobenzene	ug/L	ND	20	20	18.3	19.2	91	96	60-140	5	30	
Bromochloromethane	ug/L	ND	20	20	17.1	17.7	85	89	60-140	4	30	
Bromodichloromethane	ug/L	ND	20	20	17.6	18.0	88	90	60-140	2	30	
Bromoform	ug/L	ND	20	20	19.1	19.1	96	95	60-140	0	30	
Bromomethane	ug/L	ND	20	20	17.3	18.5	87	93	60-140	7	30	
Carbon tetrachloride	ug/L	ND	20	20	18.0	18.8	90	94	60-140	4	30	
Chlorobenzene	ug/L	ND	20	20	18.8	19.6	94	98	60-140	5	30	
Chloroethane	ug/L	ND	20	20	22.3	23.1	111	115	60-140	3	30	
Chloroform	ug/L	ND	20	20	16.5	17.1	83	85	60-140	3	30	
Chloromethane	ug/L	ND	20	20	17.7	18.3	88	92	60-140	4	30	
cis-1,2-Dichloroethene	ug/L	ND	20	20	16.4	17.2	82	86	60-140	5	30	
cis-1,3-Dichloropropene	ug/L	ND	20	20	18.1	18.8	91	94	60-140	4	30	
Dibromochloromethane	ug/L	ND	20	20	18.3	18.3	91	91	60-140	0	30	
Dibromomethane	ug/L	ND	20	20	19.4	20.2	97	101	60-140	4	30	

Results presented on this page are in the units indicated by the "Units" column except where an alternate unit is presented to the right of the result.

REPORT OF LABORATORY ANALYSIS

This report shall not be reproduced, except in full,
without the written consent of Pace Analytical Services, LLC.

Pace Analytical Services, LLC
9800 Kincey Ave. Suite 100
Huntersville, NC 28078
(704)875-9092

QUALITY CONTROL DATA

Project: 2020-L1-2448 INCIDENT
Pace Project No.: 92603685

MATRIX SPIKE & MATRIX SPIKE DUPLICATE: 3641678 3641679

Parameter	Units	92603703001 Result	MS Spike Conc.	MSD Spike Conc.	MS Result	MSD Result	MS % Rec	MSD % Rec	% Rec Limits	RPD	Max RPD	Qual
Dichlorodifluoromethane	ug/L	ND	20	20	17.0	17.1	85	85	60-140	0	30	
Diisopropyl ether	ug/L	ND	20	20	16.1	16.9	80	85	60-140	5	30	
Ethanol	ug/L	ND	800	800	861	895	108	112	60-140	4	30	
Ethylbenzene	ug/L	ND	20	20	19.8	19.8	99	99	60-140	0	30	
Hexachloro-1,3-butadiene	ug/L	ND	20	20	23.0	23.6	115	118	60-140	3	30	
Isopropylbenzene (Cumene)	ug/L	ND	20	20	19.5	19.7	98	99	60-140	1	30	
m&p-Xylene	ug/L	ND	40	40	39.1	39.5	98	99	60-140	1	30	
Methyl-tert-butyl ether	ug/L	ND	20	20	16.6	16.9	83	84	60-140	2	30	
Methylene Chloride	ug/L	ND	20	20	18.2	18.7	91	93	60-140	3	30	
n-Butylbenzene	ug/L	ND	20	20	18.8	19.3	94	96	60-140	2	30	
n-Propylbenzene	ug/L	ND	20	20	18.6	19.3	93	97	60-140	4	30	
Naphthalene	ug/L	ND	20	20	18.7	20.0	93	100	60-140	7	30	
o-Xylene	ug/L	ND	20	20	19.5	19.4	98	97	60-140	1	30	
sec-Butylbenzene	ug/L	ND	20	20	19.3	20.3	97	101	60-140	5	30	
Styrene	ug/L	ND	20	20	19.1	19.0	96	95	60-140	1	30	
tert-Butylbenzene	ug/L	ND	20	20	16.4	16.8	82	84	60-140	2	30	
Tetrachloroethene	ug/L	ND	20	20	20.6	20.4	103	102	60-140	1	30	
Toluene	ug/L	ND	20	20	20.6	21.0	103	105	60-140	2	30	
trans-1,2-Dichloroethene	ug/L	ND	20	20	17.4	17.9	87	89	60-140	3	30	
trans-1,3-Dichloropropene	ug/L	ND	20	20	18.0	18.6	90	93	60-140	4	30	
Trichloroethene	ug/L	ND	20	20	19.9	20.5	100	102	60-140	3	30	
Trichlorofluoromethane	ug/L	ND	20	20	19.2	19.7	96	99	60-140	3	30	
Vinyl chloride	ug/L	ND	20	20	19.0	19.4	95	97	60-140	2	30	
1,2-Dichloroethane-d4 (S)	%						84	87	70-130			
4-Bromofluorobenzene (S)	%						101	100	70-130			
Toluene-d8 (S)	%						98	99	70-130			

Results presented on this page are in the units indicated by the "Units" column except where an alternate unit is presented to the right of the result.

REPORT OF LABORATORY ANALYSIS

This report shall not be reproduced, except in full,
without the written consent of Pace Analytical Services, LLC.

Pace Analytical Services, LLC
9800 Kincey Ave. Suite 100
Huntersville, NC 28078
(704)875-9092

QUALIFIERS

Project: 2020-L1-2448 INCIDENT
Pace Project No.: 92603685

DEFINITIONS

DF - Dilution Factor, if reported, represents the factor applied to the reported data due to dilution of the sample aliquot.

ND - Not Detected at or above adjusted reporting limit.

TNTC - Too Numerous To Count

J - Estimated concentration above the adjusted method detection limit and below the adjusted reporting limit.

MDL - Adjusted Method Detection Limit.

PQL - Practical Quantitation Limit.

RL - Reporting Limit - The lowest concentration value that meets project requirements for quantitative data with known precision and bias for a specific analyte in a specific matrix.

S - Surrogate

1,2-Diphenylhydrazine decomposes to and cannot be separated from Azobenzene using Method 8270. The result for each analyte is a combined concentration.

Consistent with EPA guidelines, unrounded data are displayed and have been used to calculate % recovery and RPD values.

LCS(D) - Laboratory Control Sample (Duplicate)

MS(D) - Matrix Spike (Duplicate)

DUP - Sample Duplicate

RPD - Relative Percent Difference

NC - Not Calculable.

SG - Silica Gel - Clean-Up

U - Indicates the compound was analyzed for, but not detected.

Acid preservation may not be appropriate for 2 Chloroethylvinyl ether.

A separate vial preserved to a pH of 4-5 is recommended in SW846 Chapter 4 for the analysis of Acrolein and Acrylonitrile by EPA Method 8260.

N-Nitrosodiphenylamine decomposes and cannot be separated from Diphenylamine using Method 8270. The result reported for each analyte is a combined concentration.

Reported results are not rounded until the final step prior to reporting. Therefore, calculated parameters that are typically reported as "Total" may vary slightly from the sum of the reported component parameters.

Pace Analytical is TNI accredited. Contact your Pace PM for the current list of accredited analytes.

TNI - The NELAC Institute.

ANALYTE QUALIFIERS

N2	The lab does not hold NELAC/TNI accreditation for this parameter but other accreditations/certifications may apply. A complete list of accreditations/certifications is available upon request.

This report shall not be reproduced, except in full,
without the written consent of Pace Analytical Services, LLC.

Pace Analytical Services, LLC
9800 Kincey Ave. Suite 100
Huntersville, NC 28078
(704)875-9092

QUALITY CONTROL DATA CROSS REFERENCE TABLE

Project: 2020-L1-2448 INCIDENT
Pace Project No.: 92603685

Lab ID	Sample ID	QC Batch Method	QC Batch	Analytical Method	Analytical Batch
92603685001	**14401_HC_RD_20220510**	MADEP VPH	698185		
92603685001	**14401_HC_RD_20220510**	EPA 3010A	702514	EPA 6020B	702632
92603685001	**14401_HC_RD_20220510**	SM 6200B	697421		

This report shall not be reproduced, except in full,
without the written consent of Pace Analytical Services, LLC.

Pace Analytical

CHAIN-OF-CUSTODY Analytical Request Document

Chain-of-Custody is a LEGAL DOCUMENT - Complete all relevent fields

LAB USE ONLY- Affix Workorder/Login Label Here or List Pace Workorder Number or MTJL Lo

WO# : 92603685

92603685

ALL SHADED AREA

Company: Apex Companies	Billing Information:
Address:	
Report To: Andrew Street	Email To: andrew.street@apexcos.com
Copy To:	Site Collection Info/Address: 14401 Huntersville Concord Rd
Customer Project Name/Number: 2020-11-2448	State: NC County/City: Huntersville Time Zone Collected: [ ] PT [ ] MT [ ] CT [ ] ET
Phone: Email:	Site/Facility ID #: ✓ Compliance Monitoring? [ ] Yes [ ] No
Collected By (print): Vanessa Hunter	Purchase Order #: Quote #: DW PWS ID #: DW Location Code:
Collected By (signature):	Turnaround Date Required: ASAP Immediately Packed on Ice: [ ] Yes [ ] No
Sample Disposal: [ ] Dispose as appropriate [ ] Return [ ] Archive: [ ] Hold:	Rush: [ ] Same Day [ ] Next Day [ ] 2 Day [ ] 3 Day [ ] 4 Day [ ] 5 Day (Expedite Charges Apply) Field Filtered (if applicable): [ ] Yes [ ] No Analysis:

** Preservative Types: (1) nitric acid, (2) sulfuric acid, (3) hydrochloric acid, (4) sodium hydroxide, (5) zinc acetate, (6) methanol, (7) sodium bisulfate, (8) sodium thiosulfate, (9) hexane, (A) ascorbic acid, (B) ammonium sulfate, (C) ammonium hydroxide, (D) TSP, (U) Unpreserved, (O) Other _____

* Matrix Codes (Insert in Matrix box below): Drinking Water (DW), Ground Water (GW), Wastewater (WW), Product (P), Soil/Solid (SL), Oil (OL), Wipe (WP), Air (AR), Tissue (TS), Bioassay (B), Vapor (V), Other (OT)

Customer Sample ID	Matrix *	Comp / Grab	Collected (or Composite Start) Date	Collected (or Composite Start) Time	Composite End Date	Composite End Time	Res Cl	# of Ctns	Analyses: VOCs 6200B	MADEP VPH	Lead	Lab Profile/Line:
14401-HC-Rd-20220	DW	G	5-10-22	0926	—	—	—	8	X	X	X	001

Lab Profile/Line: 92603685

Lab Sample Receipt Checklist:

Custody Seals Present/Intact	Y	N	NA
Custody Signatures Present	Y	N	NA
Collector Signature Present	Y	N	NA
Bottles Intact	Y	N	NA
Correct Bottles	Y	N	NA
Sufficient Volume	Y	N	NA
Samples Received on Ice	Y	N	NA
VOA - Headspace Acceptable	Y	N	NA
USDA Regulated Soils	Y	N	NA
Samples in Holding Time	Y	N	NA
Residual Chlorine Present	Y	N	NA
Cl Strips:			
Sample pH Acceptable	Y	N	NA
pH Strips: 2238194V			
Sulfide Present	Y	N	NA
Lead Acetate Strips:			

LAB USE ONLY:
Lab Sample # / Comments:

Customer Remarks / Special Conditions / Possible Hazards:

Type of Ice Used: Wet Blue Dry None

Packing Material Used: Bubble bag

Radchem sample(s) screened (<500 cpm): Y N NA

SHORT HOLDS PRESENT (<72 hours): Y N N/A

Lab Tracking #: 2696905

Samples received via: FEDEX UPS Client Courier Pace Courier

Lab Sample Temperature Info:
Temp Blank Received: Y N NA
Therm ID#:
Cooler 1 Temp Upon Receipt: 1.6 oC
Cooler 1 Therm Corr. Factor: 0 oC
Cooler 1 Corrected Temp: 1.6 oC
Comments:

Relinquished by/Company: (Signature)	Date/Time:	Received by/Company: (Signature)	Date/Time:
	5/10/22 1220		
Relinquished by/Company: (Signature)	Date/Time:	Received by/Company: (Signature)	Date/Time:
		DP/PACE/HNL	12:17pm
Relinquished by/Company: (Signature)	Date/Time:	Received by/Company: (Signature)	Date/Time:

MTJL LAB USE ONLY
Table #:
Acctnum:
Template:
Prelogin:
PM:
PB:

Trip Blank Received: Y N NA
HCL MeOH TSP Other

Non Conformance(s): YES / NO

Page: _____ of: _____

Pace Analytical Services, LLC
9800 Kincey Ave. Suite 100
Huntersville, NC 28078
(704)875-9092

June 08, 2022

Andrew Street
Apex Companies - NC
5900 Northwoods Business Pkwy
Suite 5900-0
Charlotte, NC 28269

RE: Project: 2020-L1-2448 INCIDENT
Pace Project No.: 92603693

Dear Andrew Street:

Enclosed are the analytical results for sample(s) received by the laboratory on May 10, 2022. The results relate only to the samples included in this report. Results reported herein conform to the applicable TNI/NELAC Standards and the laboratory's Quality Manual, where applicable, unless otherwise noted in the body of the report.

The test results provided in this final report were generated by each of the following laboratories within the Pace Network:

- Pace Analytical Services - Asheville
- Pace Analytical Services - Charlotte

If you have any questions concerning this report, please feel free to contact me.

Sincerely,

Angela M. Baioni

Angela Baioni
angela.baioni@pacelabs.com
(704)875-9092
Project Manager

Enclosures

cc: J Culbreath, Colonial Pipeline Company
Naomi Fretz, APEX Companies, LLC
Robert Hughes, Colonial Pipeline
Jamie Moran, APEX Companies, LLC
Jeff Morrison, Colonial Pipeline Company
Tom Naumann, APEX Companies - NC
Joe Nicolette, Montrose-EPS
Kaitlyn Nootens, Apex Companies
Christopher Schultz, Apex Companies
Matt Teixeira, Apex Companies, LLC
Michael Verdon, Colonial Pipeline Company
JM Wyatt, Colonial Pipeline Company

REPORT OF LABORATORY ANALYSIS

This report shall not be reproduced, except in full,
without the written consent of Pace Analytical Services, LLC.

Pace Analytical Services, LLC
9800 Kincey Ave. Suite 100
Huntersville, NC 28078
(704)875-9092

CERTIFICATIONS

Project: 2020-L1-2448 INCIDENT
Pace Project No.: 92603693

Pace Analytical Services Charlotte

South Carolina Laboratory ID: 99006
9800 Kincey Ave. Ste 100, Huntersville, NC 28078
North Carolina Drinking Water Certification #: 37706
North Carolina Field Services Certification #: 5342
North Carolina Wastewater Certification #: 12
South Carolina Laboratory ID: 99006
South Carolina Certification #: 99006001
South Carolina Drinking Water Cert. #: 99006003
Florida/NELAP Certification #: E87627
Kentucky UST Certification #: 84
Louisiana DoH Drinking Water #: LA029
Virginia/VELAP Certification #: 460221

Pace Analytical Services Asheville

2225 Riverside Drive, Asheville, NC 28804
Florida/NELAP Certification #: E87648
North Carolina Drinking Water Certification #: 37712
North Carolina Wastewater Certification #: 40
South Carolina Laboratory ID: 99030
South Carolina Certification #: 99030001
Virginia/VELAP Certification #: 460222

This report shall not be reproduced, except in full,
without the written consent of Pace Analytical Services, LLC.

Pace Analytical Services, LLC
9800 Kincey Ave. Suite 100
Huntersville, NC 28078
(704)875-9092

SAMPLE SUMMARY

Project: 2020-L1-2448 INCIDENT
Pace Project No.: 92603693

Lab ID	Sample ID	Matrix	Date Collected	Date Received
92603693001	**DUP-1**	Water	05/10/22 00:00	05/10/22 12:17
92603693002	**FB-1**	Water	05/10/22 00:00	05/10/22 12:17
92603693003	**TRIP BLANK**	Water	05/10/22 00:00	05/10/22 12:17

This report shall not be reproduced, except in full,
without the written consent of Pace Analytical Services, LLC.

Pace Analytical Services, LLC
9800 Kincey Ave. Suite 100
Huntersville, NC 28078
(704)875-9092

SAMPLE ANALYTE COUNT

Project: 2020-L1-2448 INCIDENT
Pace Project No.: 92603693

Lab ID	Sample ID	Method	Analysts	Analytes Reported	Laboratory
92603693001	**DUP-1**	MADEP VPH	MAD	6	PASI-C
		EPA 6020B	CRW	1	PASI-A
		SM 6200B	SAS	64	PASI-C
92603693002	**FB-1**	MADEP VPH	MAD	6	PASI-C
		EPA 6020B	CRW	1	PASI-A
		SM 6200B	SAS	64	PASI-C
92603693003	**TRIP BLANK**	SM 6200B	SAS	64	PASI-C

PASI-A = Pace Analytical Services - Asheville
PASI-C = Pace Analytical Services - Charlotte

This report shall not be reproduced, except in full,
without the written consent of Pace Analytical Services, LLC.

Pace Analytical Services, LLC
9800 Kincey Ave. Suite 100
Huntersville, NC 28078
(704)875-9092

ANALYTICAL RESULTS

Project: 2020-L1-2448 INCIDENT
Pace Project No.: 92603693

Sample: DUP-1 **Lab ID: 92603693001** Collected: 05/10/22 00:00 Received: 05/10/22 12:17 Matrix: Water

Parameters	Results	Units	Report Limit	MDL	DF	Prepared	Analyzed	CAS No.	Qual
VPH NC Water	Analytical Method: MADEP VPH Pace Analytical Services - Charlotte								
Total VPH (C5-C12)	ND	ug/L	50.0	50.0	1		05/14/22 05:34		N2
Aliphatic (C05-C08)	ND	ug/L	50.0	50.0	1		05/14/22 05:34		N2
Aliphatic(C09-C12) Adjusted	ND	ug/L	50.0	50.0	1		05/14/22 05:34		N2
Aromatic (C09-C10)	ND	ug/L	50.0	50.0	1		05/14/22 05:34		N2
Surrogates									
4-Bromofluorobenzene (FID) (S)	106	%	70-130		1		05/14/22 05:34	460-00-4	
4-Bromofluorobenzene (PID) (S)	99	%	70-130		1		05/14/22 05:34	460-00-4	
6020 MET ICPMS	Analytical Method: EPA 6020B Preparation Method: EPA 3010A Pace Analytical Services - Asheville								
Lead	**1.8**	ug/L	1.0	0.077	1	06/07/22 00:54	06/07/22 19:57	7439-92-1	
6200B MSV	Analytical Method: SM 6200B Pace Analytical Services - Charlotte								
Benzene	ND	ug/L	0.50	0.34	1		05/11/22 15:59	71-43-2	
Bromobenzene	ND	ug/L	0.50	0.29	1		05/11/22 15:59	108-86-1	
Bromochloromethane	ND	ug/L	0.50	0.47	1		05/11/22 15:59	74-97-5	
Bromodichloromethane	ND	ug/L	0.50	0.31	1		05/11/22 15:59	75-27-4	
Bromoform	ND	ug/L	0.50	0.34	1		05/11/22 15:59	75-25-2	
Bromomethane	ND	ug/L	5.0	1.7	1		05/11/22 15:59	74-83-9	
n-Butylbenzene	ND	ug/L	0.50	0.49	1		05/11/22 15:59	104-51-8	
sec-Butylbenzene	ND	ug/L	0.50	0.40	1		05/11/22 15:59	135-98-8	
tert-Butylbenzene	ND	ug/L	0.50	0.32	1		05/11/22 15:59	98-06-6	
Carbon tetrachloride	ND	ug/L	0.50	0.33	1		05/11/22 15:59	56-23-5	
Chlorobenzene	ND	ug/L	0.50	0.28	1		05/11/22 15:59	108-90-7	
Chloroethane	ND	ug/L	1.0	0.65	1		05/11/22 15:59	75-00-3	
Chloroform	ND	ug/L	0.50	0.43	1		05/11/22 15:59	67-66-3	
Chloromethane	ND	ug/L	1.0	0.54	1		05/11/22 15:59	74-87-3	
2-Chlorotoluene	ND	ug/L	0.50	0.32	1		05/11/22 15:59	95-49-8	
4-Chlorotoluene	ND	ug/L	0.50	0.32	1		05/11/22 15:59	106-43-4	
1,2-Dibromo-3-chloropropane	ND	ug/L	1.0	0.34	1		05/11/22 15:59	96-12-8	
Dibromochloromethane	ND	ug/L	0.50	0.36	1		05/11/22 15:59	124-48-1	
1,2-Dibromoethane (EDB)	ND	ug/L	0.50	0.27	1		05/11/22 15:59	106-93-4	
Dibromomethane	ND	ug/L	0.50	0.39	1		05/11/22 15:59	74-95-3	
1,2-Dichlorobenzene	ND	ug/L	0.50	0.34	1		05/11/22 15:59	95-50-1	
1,3-Dichlorobenzene	ND	ug/L	0.50	0.34	1		05/11/22 15:59	541-73-1	
1,4-Dichlorobenzene	ND	ug/L	0.50	0.33	1		05/11/22 15:59	106-46-7	
Dichlorodifluoromethane	ND	ug/L	0.50	0.35	1		05/11/22 15:59	75-71-8	
1,1-Dichloroethane	ND	ug/L	0.50	0.37	1		05/11/22 15:59	75-34-3	
1,2-Dichloroethane	ND	ug/L	0.50	0.32	1		05/11/22 15:59	107-06-2	
1,1-Dichloroethene	ND	ug/L	0.50	0.35	1		05/11/22 15:59	75-35-4	
cis-1,2-Dichloroethene	ND	ug/L	0.50	0.38	1		05/11/22 15:59	156-59-2	
trans-1,2-Dichloroethene	ND	ug/L	0.50	0.40	1		05/11/22 15:59	156-60-5	
1,2-Dichloropropane	ND	ug/L	0.50	0.36	1		05/11/22 15:59	78-87-5	
1,3-Dichloropropane	ND	ug/L	0.50	0.28	1		05/11/22 15:59	142-28-9	

REPORT OF LABORATORY ANALYSIS

This report shall not be reproduced, except in full,
without the written consent of Pace Analytical Services, LLC.

Pace Analytical Services, LLC
9800 Kincey Ave. Suite 100
Huntersville, NC 28078
(704)875-9092

ANALYTICAL RESULTS

Project: 2020-L1-2448 INCIDENT
Pace Project No.: 92603693

Sample: DUP-1 **Lab ID: 92603693001** Collected: 05/10/22 00:00 Received: 05/10/22 12:17 Matrix: Water

Parameters	Results	Units	Report Limit	MDL	DF	Prepared	Analyzed	CAS No.	Qual
6200B MSV	Analytical Method: SM 6200B Pace Analytical Services - Charlotte								
2,2-Dichloropropane	ND	ug/L	0.50	0.39	1		05/11/22 15:59	594-20-7	
1,1-Dichloropropene	ND	ug/L	0.50	0.43	1		05/11/22 15:59	563-58-6	
cis-1,3-Dichloropropene	ND	ug/L	0.50	0.36	1		05/11/22 15:59	10061-01-5	
trans-1,3-Dichloropropene	ND	ug/L	0.50	0.36	1		05/11/22 15:59	10061-02-6	
Diisopropyl ether	ND	ug/L	0.50	0.31	1		05/11/22 15:59	108-20-3	
Ethanol	ND	ug/L	200	72.2	1		05/11/22 15:59	64-17-5	
Ethylbenzene	ND	ug/L	0.50	0.30	1		05/11/22 15:59	100-41-4	
Hexachloro-1,3-butadiene	ND	ug/L	2.0	1.5	1		05/11/22 15:59	87-68-3	
Isopropylbenzene (Cumene)	ND	ug/L	0.50	0.33	1		05/11/22 15:59	98-82-8	
Methylene Chloride	ND	ug/L	2.0	2.0	1		05/11/22 15:59	75-09-2	
Methyl-tert-butyl ether	ND	ug/L	0.50	0.42	1		05/11/22 15:59	1634-04-4	
Naphthalene	ND	ug/L	2.0	0.64	1		05/11/22 15:59	91-20-3	
n-Propylbenzene	ND	ug/L	0.50	0.34	1		05/11/22 15:59	103-65-1	
Styrene	ND	ug/L	0.50	0.29	1		05/11/22 15:59	100-42-5	
1,1,1,2-Tetrachloroethane	ND	ug/L	0.50	0.31	1		05/11/22 15:59	630-20-6	
1,1,2,2-Tetrachloroethane	ND	ug/L	0.50	0.22	1		05/11/22 15:59	79-34-5	
Tetrachloroethene	ND	ug/L	0.50	0.29	1		05/11/22 15:59	127-18-4	
Toluene	ND	ug/L	0.50	0.48	1		05/11/22 15:59	108-88-3	
1,2,3-Trichlorobenzene	ND	ug/L	2.0	0.81	1		05/11/22 15:59	87-61-6	
1,2,4-Trichlorobenzene	ND	ug/L	2.0	0.64	1		05/11/22 15:59	120-82-1	
1,1,1-Trichloroethane	ND	ug/L	0.50	0.33	1		05/11/22 15:59	71-55-6	
1,1,2-Trichloroethane	ND	ug/L	0.50	0.32	1		05/11/22 15:59	79-00-5	
Trichloroethene	ND	ug/L	0.50	0.38	1		05/11/22 15:59	79-01-6	
Trichlorofluoromethane	ND	ug/L	1.0	0.30	1		05/11/22 15:59	75-69-4	
1,2,3-Trichloropropane	ND	ug/L	0.50	0.26	1		05/11/22 15:59	96-18-4	
1,2,4-Trimethylbenzene	ND	ug/L	0.50	0.50	1		05/11/22 15:59	95-63-6	
1,3,5-Trimethylbenzene	ND	ug/L	0.50	0.33	1		05/11/22 15:59	108-67-8	
Vinyl chloride	ND	ug/L	1.0	0.39	1		05/11/22 15:59	75-01-4	
m&p-Xylene	ND	ug/L	1.0	0.71	1		05/11/22 15:59	179601-23-1	
o-Xylene	ND	ug/L	0.50	0.34	1		05/11/22 15:59	95-47-6	
Surrogates									
1,2-Dichloroethane-d4 (S)	92	%	70-130		1		05/11/22 15:59	17060-07-0	
4-Bromofluorobenzene (S)	100	%	70-130		1		05/11/22 15:59	460-00-4	
Toluene-d8 (S)	101	%	70-130		1		05/11/22 15:59	2037-26-5	

REPORT OF LABORATORY ANALYSIS

This report shall not be reproduced, except in full,
without the written consent of Pace Analytical Services, LLC.

Pace Analytical Services, LLC
9800 Kincey Ave. Suite 100
Huntersville, NC 28078
(704)875-9092

ANALYTICAL RESULTS

Project: 2020-L1-2448 INCIDENT
Pace Project No.: 92603693

Sample: FB-1 **Lab ID: 92603693002** Collected: 05/10/22 00:00 Received: 05/10/22 12:17 Matrix: Water

Parameters	Results	Units	Report Limit	MDL	DF	Prepared	Analyzed	CAS No.	Qual
VPH NC Water	Analytical Method: MADEP VPH Pace Analytical Services - Charlotte								
Total VPH (C5-C12)	ND	ug/L	50.0	50.0	1		05/14/22 06:03		N2
Aliphatic (C05-C08)	ND	ug/L	50.0	50.0	1		05/14/22 06:03		N2
Aliphatic(C09-C12) Adjusted	ND	ug/L	50.0	50.0	1		05/14/22 06:03		N2
Aromatic (C09-C10)	ND	ug/L	50.0	50.0	1		05/14/22 06:03		N2
Surrogates									
4-Bromofluorobenzene (FID) (S)	104	%	70-130		1		05/14/22 06:03	460-00-4	
4-Bromofluorobenzene (PID) (S)	97	%	70-130		1		05/14/22 06:03	460-00-4	
6020 MET ICPMS	Analytical Method: EPA 6020B Preparation Method: EPA 3010A Pace Analytical Services - Asheville								
Lead	ND	ug/L	1.0	0.077	1	06/07/22 00:54	06/07/22 20:01	7439-92-1	
6200B MSV	Analytical Method: SM 6200B Pace Analytical Services - Charlotte								
Benzene	ND	ug/L	0.50	0.34	1		05/11/22 14:46	71-43-2	
Bromobenzene	ND	ug/L	0.50	0.29	1		05/11/22 14:46	108-86-1	
Bromochloromethane	ND	ug/L	0.50	0.47	1		05/11/22 14:46	74-97-5	
Bromodichloromethane	ND	ug/L	0.50	0.31	1		05/11/22 14:46	75-27-4	
Bromoform	ND	ug/L	0.50	0.34	1		05/11/22 14:46	75-25-2	
Bromomethane	ND	ug/L	5.0	1.7	1		05/11/22 14:46	74-83-9	
n-Butylbenzene	ND	ug/L	0.50	0.49	1		05/11/22 14:46	104-51-8	
sec-Butylbenzene	ND	ug/L	0.50	0.40	1		05/11/22 14:46	135-98-8	
tert-Butylbenzene	ND	ug/L	0.50	0.32	1		05/11/22 14:46	98-06-6	
Carbon tetrachloride	ND	ug/L	0.50	0.33	1		05/11/22 14:46	56-23-5	
Chlorobenzene	ND	ug/L	0.50	0.28	1		05/11/22 14:46	108-90-7	
Chloroethane	ND	ug/L	1.0	0.65	1		05/11/22 14:46	75-00-3	
Chloroform	ND	ug/L	0.50	0.43	1		05/11/22 14:46	67-66-3	
Chloromethane	ND	ug/L	1.0	0.54	1		05/11/22 14:46	74-87-3	
2-Chlorotoluene	ND	ug/L	0.50	0.32	1		05/11/22 14:46	95-49-8	
4-Chlorotoluene	ND	ug/L	0.50	0.32	1		05/11/22 14:46	106-43-4	
1,2-Dibromo-3-chloropropane	ND	ug/L	1.0	0.34	1		05/11/22 14:46	96-12-8	
Dibromochloromethane	ND	ug/L	0.50	0.36	1		05/11/22 14:46	124-48-1	
1,2-Dibromoethane (EDB)	ND	ug/L	0.50	0.27	1		05/11/22 14:46	106-93-4	
Dibromomethane	ND	ug/L	0.50	0.39	1		05/11/22 14:46	74-95-3	
1,2-Dichlorobenzene	ND	ug/L	0.50	0.34	1		05/11/22 14:46	95-50-1	
1,3-Dichlorobenzene	ND	ug/L	0.50	0.34	1		05/11/22 14:46	541-73-1	
1,4-Dichlorobenzene	ND	ug/L	0.50	0.33	1		05/11/22 14:46	106-46-7	
Dichlorodifluoromethane	ND	ug/L	0.50	0.35	1		05/11/22 14:46	75-71-8	
1,1-Dichloroethane	ND	ug/L	0.50	0.37	1		05/11/22 14:46	75-34-3	
1,2-Dichloroethane	ND	ug/L	0.50	0.32	1		05/11/22 14:46	107-06-2	
1,1-Dichloroethene	ND	ug/L	0.50	0.35	1		05/11/22 14:46	75-35-4	
cis-1,2-Dichloroethene	ND	ug/L	0.50	0.38	1		05/11/22 14:46	156-59-2	
trans-1,2-Dichloroethene	ND	ug/L	0.50	0.40	1		05/11/22 14:46	156-60-5	
1,2-Dichloropropane	ND	ug/L	0.50	0.36	1		05/11/22 14:46	78-87-5	
1,3-Dichloropropane	ND	ug/L	0.50	0.28	1		05/11/22 14:46	142-28-9	

REPORT OF LABORATORY ANALYSIS

This report shall not be reproduced, except in full,
without the written consent of Pace Analytical Services, LLC.

Pace Analytical Services, LLC
9800 Kincey Ave. Suite 100
Huntersville, NC 28078
(704)875-9092

ANALYTICAL RESULTS

Project: 2020-L1-2448 INCIDENT
Pace Project No.: 92603693

Sample: FB-1 **Lab ID: 92603693002** Collected: 05/10/22 00:00 Received: 05/10/22 12:17 Matrix: Water

Parameters	Results	Units	Report Limit	MDL	DF	Prepared	Analyzed	CAS No.	Qual
6200B MSV	Analytical Method: SM 6200B Pace Analytical Services - Charlotte								
2,2-Dichloropropane	ND	ug/L	0.50	0.39	1		05/11/22 14:46	594-20-7	
1,1-Dichloropropene	ND	ug/L	0.50	0.43	1		05/11/22 14:46	563-58-6	
cis-1,3-Dichloropropene	ND	ug/L	0.50	0.36	1		05/11/22 14:46	10061-01-5	
trans-1,3-Dichloropropene	ND	ug/L	0.50	0.36	1		05/11/22 14:46	10061-02-6	
Diisopropyl ether	ND	ug/L	0.50	0.31	1		05/11/22 14:46	108-20-3	
Ethanol	ND	ug/L	200	72.2	1		05/11/22 14:46	64-17-5	
Ethylbenzene	ND	ug/L	0.50	0.30	1		05/11/22 14:46	100-41-4	
Hexachloro-1,3-butadiene	ND	ug/L	2.0	1.5	1		05/11/22 14:46	87-68-3	
Isopropylbenzene (Cumene)	ND	ug/L	0.50	0.33	1		05/11/22 14:46	98-82-8	
Methylene Chloride	ND	ug/L	2.0	2.0	1		05/11/22 14:46	75-09-2	
Methyl-tert-butyl ether	ND	ug/L	0.50	0.42	1		05/11/22 14:46	1634-04-4	
Naphthalene	ND	ug/L	2.0	0.64	1		05/11/22 14:46	91-20-3	
n-Propylbenzene	ND	ug/L	0.50	0.34	1		05/11/22 14:46	103-65-1	
Styrene	ND	ug/L	0.50	0.29	1		05/11/22 14:46	100-42-5	
1,1,1,2-Tetrachloroethane	ND	ug/L	0.50	0.31	1		05/11/22 14:46	630-20-6	
1,1,2,2-Tetrachloroethane	ND	ug/L	0.50	0.22	1		05/11/22 14:46	79-34-5	
Tetrachloroethene	ND	ug/L	0.50	0.29	1		05/11/22 14:46	127-18-4	
Toluene	ND	ug/L	0.50	0.48	1		05/11/22 14:46	108-88-3	
1,2,3-Trichlorobenzene	ND	ug/L	2.0	0.81	1		05/11/22 14:46	87-61-6	
1,2,4-Trichlorobenzene	ND	ug/L	2.0	0.64	1		05/11/22 14:46	120-82-1	
1,1,1-Trichloroethane	ND	ug/L	0.50	0.33	1		05/11/22 14:46	71-55-6	
1,1,2-Trichloroethane	ND	ug/L	0.50	0.32	1		05/11/22 14:46	79-00-5	
Trichloroethene	ND	ug/L	0.50	0.38	1		05/11/22 14:46	79-01-6	
Trichlorofluoromethane	ND	ug/L	1.0	0.30	1		05/11/22 14:46	75-69-4	
1,2,3-Trichloropropane	ND	ug/L	0.50	0.26	1		05/11/22 14:46	96-18-4	
1,2,4-Trimethylbenzene	ND	ug/L	0.50	0.50	1		05/11/22 14:46	95-63-6	
1,3,5-Trimethylbenzene	ND	ug/L	0.50	0.33	1		05/11/22 14:46	108-67-8	
Vinyl chloride	ND	ug/L	1.0	0.39	1		05/11/22 14:46	75-01-4	
m&p-Xylene	ND	ug/L	1.0	0.71	1		05/11/22 14:46	179601-23-1	
o-Xylene	ND	ug/L	0.50	0.34	1		05/11/22 14:46	95-47-6	
Surrogates									
1,2-Dichloroethane-d4 (S)	92	%	70-130		1		05/11/22 14:46	17060-07-0	
4-Bromofluorobenzene (S)	101	%	70-130		1		05/11/22 14:46	460-00-4	
Toluene-d8 (S)	100	%	70-130		1		05/11/22 14:46	2037-26-5	

REPORT OF LABORATORY ANALYSIS

This report shall not be reproduced, except in full,
without the written consent of Pace Analytical Services, LLC.

Pace Analytical Services, LLC
9800 Kincey Ave. Suite 100
Huntersville, NC 28078
(704)875-9092

ANALYTICAL RESULTS

Project: 2020-L1-2448 INCIDENT
Pace Project No.: 92603693

Sample: TRIP BLANK **Lab ID: 92603693003** Collected: 05/10/22 00:00 Received: 05/10/22 12:17 Matrix: Water

Parameters	Results	Units	Report Limit	MDL	DF	Prepared	Analyzed	CAS No.	Qual
6200B MSV	Analytical Method: SM 6200B Pace Analytical Services - Charlotte								
Benzene	ND	ug/L	0.50	0.34	1		05/11/22 15:05	71-43-2	
Bromobenzene	ND	ug/L	0.50	0.29	1		05/11/22 15:05	108-86-1	
Bromochloromethane	ND	ug/L	0.50	0.47	1		05/11/22 15:05	74-97-5	
Bromodichloromethane	ND	ug/L	0.50	0.31	1		05/11/22 15:05	75-27-4	
Bromoform	ND	ug/L	0.50	0.34	1		05/11/22 15:05	75-25-2	
Bromomethane	ND	ug/L	5.0	1.7	1		05/11/22 15:05	74-83-9	
n-Butylbenzene	ND	ug/L	0.50	0.49	1		05/11/22 15:05	104-51-8	
sec-Butylbenzene	ND	ug/L	0.50	0.40	1		05/11/22 15:05	135-98-8	
tert-Butylbenzene	ND	ug/L	0.50	0.32	1		05/11/22 15:05	98-06-6	
Carbon tetrachloride	ND	ug/L	0.50	0.33	1		05/11/22 15:05	56-23-5	
Chlorobenzene	ND	ug/L	0.50	0.28	1		05/11/22 15:05	108-90-7	
Chloroethane	ND	ug/L	1.0	0.65	1		05/11/22 15:05	75-00-3	
Chloroform	ND	ug/L	0.50	0.43	1		05/11/22 15:05	67-66-3	
Chloromethane	ND	ug/L	1.0	0.54	1		05/11/22 15:05	74-87-3	
2-Chlorotoluene	ND	ug/L	0.50	0.32	1		05/11/22 15:05	95-49-8	
4-Chlorotoluene	ND	ug/L	0.50	0.32	1		05/11/22 15:05	106-43-4	
1,2-Dibromo-3-chloropropane	ND	ug/L	1.0	0.34	1		05/11/22 15:05	96-12-8	
Dibromochloromethane	ND	ug/L	0.50	0.36	1		05/11/22 15:05	124-48-1	
1,2-Dibromoethane (EDB)	ND	ug/L	0.50	0.27	1		05/11/22 15:05	106-93-4	
Dibromomethane	ND	ug/L	0.50	0.39	1		05/11/22 15:05	74-95-3	
1,2-Dichlorobenzene	ND	ug/L	0.50	0.34	1		05/11/22 15:05	95-50-1	
1,3-Dichlorobenzene	ND	ug/L	0.50	0.34	1		05/11/22 15:05	541-73-1	
1,4-Dichlorobenzene	ND	ug/L	0.50	0.33	1		05/11/22 15:05	106-46-7	
Dichlorodifluoromethane	ND	ug/L	0.50	0.35	1		05/11/22 15:05	75-71-8	
1,1-Dichloroethane	ND	ug/L	0.50	0.37	1		05/11/22 15:05	75-34-3	
1,2-Dichloroethane	ND	ug/L	0.50	0.32	1		05/11/22 15:05	107-06-2	
1,1-Dichloroethene	ND	ug/L	0.50	0.35	1		05/11/22 15:05	75-35-4	
cis-1,2-Dichloroethene	ND	ug/L	0.50	0.38	1		05/11/22 15:05	156-59-2	
trans-1,2-Dichloroethene	ND	ug/L	0.50	0.40	1		05/11/22 15:05	156-60-5	
1,2-Dichloropropane	ND	ug/L	0.50	0.36	1		05/11/22 15:05	78-87-5	
1,3-Dichloropropane	ND	ug/L	0.50	0.28	1		05/11/22 15:05	142-28-9	
2,2-Dichloropropane	ND	ug/L	0.50	0.39	1		05/11/22 15:05	594-20-7	
1,1-Dichloropropene	ND	ug/L	0.50	0.43	1		05/11/22 15:05	563-58-6	
cis-1,3-Dichloropropene	ND	ug/L	0.50	0.36	1		05/11/22 15:05	10061-01-5	
trans-1,3-Dichloropropene	ND	ug/L	0.50	0.36	1		05/11/22 15:05	10061-02-6	
Diisopropyl ether	ND	ug/L	0.50	0.31	1		05/11/22 15:05	108-20-3	
Ethanol	ND	ug/L	200	72.2	1		05/11/22 15:05	64-17-5	
Ethylbenzene	ND	ug/L	0.50	0.30	1		05/11/22 15:05	100-41-4	
Hexachloro-1,3-butadiene	ND	ug/L	2.0	1.5	1		05/11/22 15:05	87-68-3	
Isopropylbenzene (Cumene)	ND	ug/L	0.50	0.33	1		05/11/22 15:05	98-82-8	
Methylene Chloride	ND	ug/L	2.0	2.0	1		05/11/22 15:05	75-09-2	
Methyl-tert-butyl ether	ND	ug/L	0.50	0.42	1		05/11/22 15:05	1634-04-4	
Naphthalene	ND	ug/L	2.0	0.64	1		05/11/22 15:05	91-20-3	
n-Propylbenzene	ND	ug/L	0.50	0.34	1		05/11/22 15:05	103-65-1	
Styrene	ND	ug/L	0.50	0.29	1		05/11/22 15:05	100-42-5	

REPORT OF LABORATORY ANALYSIS

This report shall not be reproduced, except in full,
without the written consent of Pace Analytical Services, LLC.

Pace Analytical Services, LLC
9800 Kincey Ave. Suite 100
Huntersville, NC 28078
(704)875-9092

ANALYTICAL RESULTS

Project: 2020-L1-2448 INCIDENT
Pace Project No.: 92603693

Sample: TRIP BLANK **Lab ID: 92603693003** Collected: 05/10/22 00:00 Received: 05/10/22 12:17 Matrix: Water

Parameters	Results	Units	Report Limit	MDL	DF	Prepared	Analyzed	CAS No.	Qual
6200B MSV	Analytical Method: SM 6200B Pace Analytical Services - Charlotte								
1,1,1,2-Tetrachloroethane	ND	ug/L	0.50	0.31	1		05/11/22 15:05	630-20-6	
1,1,2,2-Tetrachloroethane	ND	ug/L	0.50	0.22	1		05/11/22 15:05	79-34-5	
Tetrachloroethene	ND	ug/L	0.50	0.29	1		05/11/22 15:05	127-18-4	
Toluene	ND	ug/L	0.50	0.48	1		05/11/22 15:05	108-88-3	
1,2,3-Trichlorobenzene	ND	ug/L	2.0	0.81	1		05/11/22 15:05	87-61-6	
1,2,4-Trichlorobenzene	ND	ug/L	2.0	0.64	1		05/11/22 15:05	120-82-1	
1,1,1-Trichloroethane	ND	ug/L	0.50	0.33	1		05/11/22 15:05	71-55-6	
1,1,2-Trichloroethane	ND	ug/L	0.50	0.32	1		05/11/22 15:05	79-00-5	
Trichloroethene	ND	ug/L	0.50	0.38	1		05/11/22 15:05	79-01-6	
Trichlorofluoromethane	ND	ug/L	1.0	0.30	1		05/11/22 15:05	75-69-4	
1,2,3-Trichloropropane	ND	ug/L	0.50	0.26	1		05/11/22 15:05	96-18-4	
1,2,4-Trimethylbenzene	ND	ug/L	0.50	0.50	1		05/11/22 15:05	95-63-6	
1,3,5-Trimethylbenzene	ND	ug/L	0.50	0.33	1		05/11/22 15:05	108-67-8	
Vinyl chloride	ND	ug/L	1.0	0.39	1		05/11/22 15:05	75-01-4	
m&p-Xylene	ND	ug/L	1.0	0.71	1		05/11/22 15:05	179601-23-1	
o-Xylene	ND	ug/L	0.50	0.34	1		05/11/22 15:05	95-47-6	
Surrogates									
1,2-Dichloroethane-d4 (S)	93	%	70-130		1		05/11/22 15:05	17060-07-0	
4-Bromofluorobenzene (S)	101	%	70-130		1		05/11/22 15:05	460-00-4	
Toluene-d8 (S)	100	%	70-130		1		05/11/22 15:05	2037-26-5	

REPORT OF LABORATORY ANALYSIS

This report shall not be reproduced, except in full,
without the written consent of Pace Analytical Services, LLC.

Pace Analytical Services, LLC
9800 Kincey Ave. Suite 100
Huntersville, NC 28078
(704)875-9092

QUALITY CONTROL DATA

Project: 2020-L1-2448 INCIDENT
Pace Project No.: 92603693

QC Batch: 698185
QC Batch Method: MADEP VPH
Analysis Method: MADEP VPH
Analysis Description: VPH NC Water
Laboratory: Pace Analytical Services - Charlotte
Associated Lab Samples: 92603693001, 92603693002

METHOD BLANK: 3645776 Matrix: Water
Associated Lab Samples: 92603693001, 92603693002

Parameter	Units	Blank Result	Reporting Limit	MDL	Analyzed	Qualifiers
Aliphatic (C05-C08)	ug/L	ND	50.0	50.0	05/13/22 21:22	N2
Aromatic (C09-C10)	ug/L	ND	50.0	50.0	05/13/22 21:22	N2
4-Bromofluorobenzene (FID) (S)	%	107	70-130		05/13/22 21:22	
4-Bromofluorobenzene (PID) (S)	%	105	70-130		05/13/22 21:22	

LABORATORY CONTROL SAMPLE & LCSD: 3645777 3645778

Parameter	Units	Spike Conc.	LCS Result	LCSD Result	LCS % Rec	LCSD % Rec	% Rec Limits	RPD	Max RPD	Qualifiers
Aliphatic (C05-C08)	ug/L	300	293	304	98	101	70-130	4	25	N2
Aromatic (C09-C10)	ug/L	100	103	107	103	107	70-130	4	25	N2
4-Bromofluorobenzene (FID) (S)	%				99	101	70-130			
4-Bromofluorobenzene (PID) (S)	%				100	101	70-130			

Results presented on this page are in the units indicated by the "Units" column except where an alternate unit is presented to the right of the result.

REPORT OF LABORATORY ANALYSIS

This report shall not be reproduced, except in full,
without the written consent of Pace Analytical Services, LLC.

Pace Analytical Services, LLC
9800 Kincey Ave. Suite 100
Huntersville, NC 28078
(704)875-9092

QUALITY CONTROL DATA

Project: 2020-L1-2448 INCIDENT
Pace Project No.: 92603693

QC Batch: 702514
QC Batch Method: EPA 3010A
Analysis Method: EPA 6020B
Analysis Description: 6020 MET
Laboratory: Pace Analytical Services - Asheville
Associated Lab Samples: 92603693001, 92603693002

METHOD BLANK: 3666281 Matrix: Water
Associated Lab Samples: 92603693001, 92603693002

Parameter	Units	Blank Result	Reporting Limit	MDL	Analyzed	Qualifiers
Lead	ug/L	ND	1.0	0.077	06/07/22 19:18	

LABORATORY CONTROL SAMPLE: 3666282

Parameter	Units	Spike Conc.	LCS Result	LCS % Rec	% Rec Limits	Qualifiers
Lead	ug/L	50	49.7	99	80-120	

MATRIX SPIKE & MATRIX SPIKE DUPLICATE: 3666283 3666284

Parameter	Units	92603677001 Result	MS Spike Conc.	MSD Spike Conc.	MS Result	MSD Result	MS % Rec	MSD % Rec	% Rec Limits	RPD	Max RPD	Qual
Lead	ug/L	16.4	50	50	65.2	65.5	98	98	75-125	1	20	

Results presented on this page are in the units indicated by the "Units" column except where an alternate unit is presented to the right of the result.

REPORT OF LABORATORY ANALYSIS

This report shall not be reproduced, except in full,
without the written consent of Pace Analytical Services, LLC.

Pace Analytical Services, LLC
9800 Kincey Ave. Suite 100
Huntersville, NC 28078
(704)875-9092

QUALITY CONTROL DATA

Project: 2020-L1-2448 INCIDENT
Pace Project No.: 92603693

QC Batch: 697421 | Analysis Method: SM 6200B
QC Batch Method: SM 6200B | Analysis Description: 6200B MSV
Laboratory: Pace Analytical Services - Charlotte

Associated Lab Samples: 92603693001, 92603693002, 92603693003

METHOD BLANK: 3641676 Matrix: Water

Associated Lab Samples: 92603693001, 92603693002, 92603693003

Parameter	Units	Blank Result	Reporting Limit	MDL	Analyzed	Qualifiers
1,1,1,2-Tetrachloroethane	ug/L	ND	0.50	0.31	05/11/22 12:39	
1,1,1-Trichloroethane	ug/L	ND	0.50	0.33	05/11/22 12:39	
1,1,2,2-Tetrachloroethane	ug/L	ND	0.50	0.22	05/11/22 12:39	
1,1,2-Trichloroethane	ug/L	ND	0.50	0.32	05/11/22 12:39	
1,1-Dichloroethane	ug/L	ND	0.50	0.37	05/11/22 12:39	
1,1-Dichloroethene	ug/L	ND	0.50	0.35	05/11/22 12:39	
1,1-Dichloropropene	ug/L	ND	0.50	0.43	05/11/22 12:39	
1,2,3-Trichlorobenzene	ug/L	ND	2.0	0.81	05/11/22 12:39	
1,2,3-Trichloropropane	ug/L	ND	0.50	0.26	05/11/22 12:39	
1,2,4-Trichlorobenzene	ug/L	ND	2.0	0.64	05/11/22 12:39	
1,2,4-Trimethylbenzene	ug/L	ND	0.50	0.50	05/11/22 12:39	
1,2-Dibromo-3-chloropropane	ug/L	ND	1.0	0.34	05/11/22 12:39	
1,2-Dibromoethane (EDB)	ug/L	ND	0.50	0.27	05/11/22 12:39	
1,2-Dichlorobenzene	ug/L	ND	0.50	0.34	05/11/22 12:39	
1,2-Dichloroethane	ug/L	ND	0.50	0.32	05/11/22 12:39	
1,2-Dichloropropane	ug/L	ND	0.50	0.36	05/11/22 12:39	
1,3,5-Trimethylbenzene	ug/L	ND	0.50	0.33	05/11/22 12:39	
1,3-Dichlorobenzene	ug/L	ND	0.50	0.34	05/11/22 12:39	
1,3-Dichloropropane	ug/L	ND	0.50	0.28	05/11/22 12:39	
1,4-Dichlorobenzene	ug/L	ND	0.50	0.33	05/11/22 12:39	
2,2-Dichloropropane	ug/L	ND	0.50	0.39	05/11/22 12:39	
2-Chlorotoluene	ug/L	ND	0.50	0.32	05/11/22 12:39	
4-Chlorotoluene	ug/L	ND	0.50	0.32	05/11/22 12:39	
Benzene	ug/L	ND	0.50	0.34	05/11/22 12:39	
Bromobenzene	ug/L	ND	0.50	0.29	05/11/22 12:39	
Bromochloromethane	ug/L	ND	0.50	0.47	05/11/22 12:39	
Bromodichloromethane	ug/L	ND	0.50	0.31	05/11/22 12:39	
Bromoform	ug/L	ND	0.50	0.34	05/11/22 12:39	
Bromomethane	ug/L	ND	5.0	1.7	05/11/22 12:39	
Carbon tetrachloride	ug/L	ND	0.50	0.33	05/11/22 12:39	
Chlorobenzene	ug/L	ND	0.50	0.28	05/11/22 12:39	
Chloroethane	ug/L	ND	1.0	0.65	05/11/22 12:39	
Chloroform	ug/L	ND	0.50	0.43	05/11/22 12:39	
Chloromethane	ug/L	ND	1.0	0.54	05/11/22 12:39	
cis-1,2-Dichloroethene	ug/L	ND	0.50	0.38	05/11/22 12:39	
cis-1,3-Dichloropropene	ug/L	ND	0.50	0.36	05/11/22 12:39	
Dibromochloromethane	ug/L	ND	0.50	0.36	05/11/22 12:39	
Dibromomethane	ug/L	ND	0.50	0.39	05/11/22 12:39	
Dichlorodifluoromethane	ug/L	ND	0.50	0.35	05/11/22 12:39	
Diisopropyl ether	ug/L	ND	0.50	0.31	05/11/22 12:39	

Results presented on this page are in the units indicated by the "Units" column except where an alternate unit is presented to the right of the result.

REPORT OF LABORATORY ANALYSIS

This report shall not be reproduced, except in full,
without the written consent of Pace Analytical Services, LLC.

Pace Analytical Services, LLC
9800 Kincey Ave. Suite 100
Huntersville, NC 28078
(704)875-9092

QUALITY CONTROL DATA

Project: 2020-L1-2448 INCIDENT
Pace Project No.: 92603693

METHOD BLANK: 3641676 Matrix: Water
Associated Lab Samples: 92603693001, 92603693002, 92603693003

Parameter	Units	Blank Result	Reporting Limit	MDL	Analyzed	Qualifiers
Ethanol	ug/L	ND	200	72.2	05/11/22 12:39	
Ethylbenzene	ug/L	ND	0.50	0.30	05/11/22 12:39	
Hexachloro-1,3-butadiene	ug/L	ND	2.0	1.5	05/11/22 12:39	
Isopropylbenzene (Cumene)	ug/L	ND	0.50	0.33	05/11/22 12:39	
m&p-Xylene	ug/L	ND	1.0	0.71	05/11/22 12:39	
Methyl-tert-butyl ether	ug/L	ND	0.50	0.42	05/11/22 12:39	
Methylene Chloride	ug/L	ND	2.0	2.0	05/11/22 12:39	
n-Butylbenzene	ug/L	ND	0.50	0.49	05/11/22 12:39	
n-Propylbenzene	ug/L	ND	0.50	0.34	05/11/22 12:39	
Naphthalene	ug/L	ND	2.0	0.64	05/11/22 12:39	
o-Xylene	ug/L	ND	0.50	0.34	05/11/22 12:39	
sec-Butylbenzene	ug/L	ND	0.50	0.40	05/11/22 12:39	
Styrene	ug/L	ND	0.50	0.29	05/11/22 12:39	
tert-Butylbenzene	ug/L	ND	0.50	0.32	05/11/22 12:39	
Tetrachloroethene	ug/L	ND	0.50	0.29	05/11/22 12:39	
Toluene	ug/L	ND	0.50	0.48	05/11/22 12:39	
trans-1,2-Dichloroethene	ug/L	ND	0.50	0.40	05/11/22 12:39	
trans-1,3-Dichloropropene	ug/L	ND	0.50	0.36	05/11/22 12:39	
Trichloroethene	ug/L	ND	0.50	0.38	05/11/22 12:39	
Trichlorofluoromethane	ug/L	ND	1.0	0.30	05/11/22 12:39	
Vinyl chloride	ug/L	ND	1.0	0.39	05/11/22 12:39	
1,2-Dichloroethane-d4 (S)	%	94	70-130		05/11/22 12:39	
4-Bromofluorobenzene (S)	%	98	70-130		05/11/22 12:39	
Toluene-d8 (S)	%	100	70-130		05/11/22 12:39	

LABORATORY CONTROL SAMPLE: 3641677

Parameter	Units	Spike Conc.	LCS Result	LCS % Rec	% Rec Limits	Qualifiers
1,1,1,2-Tetrachloroethane	ug/L	50	46.1	92	60-140	
1,1,1-Trichloroethane	ug/L	50	39.2	78	60-140	
1,1,2,2-Tetrachloroethane	ug/L	50	41.9	84	60-140	
1,1,2-Trichloroethane	ug/L	50	46.7	93	60-140	
1,1-Dichloroethane	ug/L	50	39.3	79	60-140	
1,1-Dichloroethene	ug/L	50	40.8	82	60-140	
1,1-Dichloropropene	ug/L	50	41.3	83	60-140	
1,2,3-Trichlorobenzene	ug/L	50	58.5	117	60-140	
1,2,3-Trichloropropane	ug/L	50	40.4	81	60-140	
1,2,4-Trichlorobenzene	ug/L	50	51.8	104	60-140	
1,2,4-Trimethylbenzene	ug/L	50	44.2	88	60-140	
1,2-Dibromo-3-chloropropane	ug/L	50	42.5	85	60-140	
1,2-Dibromoethane (EDB)	ug/L	50	45.0	90	60-140	
1,2-Dichlorobenzene	ug/L	50	48.2	96	60-140	
1,2-Dichloroethane	ug/L	50	38.5	77	60-140	
1,2-Dichloropropane	ug/L	50	43.5	87	60-140	

Results presented on this page are in the units indicated by the "Units" column except where an alternate unit is presented to the right of the result.

REPORT OF LABORATORY ANALYSIS

This report shall not be reproduced, except in full,
without the written consent of Pace Analytical Services, LLC.

Pace Analytical Services, LLC
9800 Kincey Ave. Suite 100
Huntersville, NC 28078
(704)875-9092

QUALITY CONTROL DATA

Project: 2020-L1-2448 INCIDENT
Pace Project No.: 92603693

LABORATORY CONTROL SAMPLE: 3641677

Parameter	Units	Spike Conc.	LCS Result	LCS % Rec	% Rec Limits	Qualifiers
1,3,5-Trimethylbenzene	ug/L	50	44.8	90	60-140	
1,3-Dichlorobenzene	ug/L	50	47.4	95	60-140	
1,3-Dichloropropane	ug/L	50	45.2	90	60-140	
1,4-Dichlorobenzene	ug/L	50	45.8	92	60-140	
2,2-Dichloropropane	ug/L	50	46.4	93	60-140	
2-Chlorotoluene	ug/L	50	43.8	88	60-140	
4-Chlorotoluene	ug/L	50	43.3	87	60-140	
Benzene	ug/L	50	41.0	82	60-140	
Bromobenzene	ug/L	50	46.4	93	60-140	
Bromochloromethane	ug/L	50	41.1	82	60-140	
Bromodichloromethane	ug/L	50	43.2	86	60-140	
Bromoform	ug/L	50	49.9	100	60-140	
Bromomethane	ug/L	50	40.8	82	60-140	
Carbon tetrachloride	ug/L	50	42.3	85	60-140	
Chlorobenzene	ug/L	50	46.5	93	60-140	
Chloroethane	ug/L	50	52.0	104	60-140	
Chloroform	ug/L	50	39.2	78	60-140	
Chloromethane	ug/L	50	44.4	89	60-140	
cis-1,2-Dichloroethene	ug/L	50	39.9	80	60-140	
cis-1,3-Dichloropropene	ug/L	50	45.0	90	60-140	
Dibromochloromethane	ug/L	50	45.1	90	60-140	
Dibromomethane	ug/L	50	48.3	97	60-140	
Dichlorodifluoromethane	ug/L	50	46.5	93	60-140	
Diisopropyl ether	ug/L	50	40.6	81	60-140	
Ethanol	ug/L	2000	1980	99	60-140	
Ethylbenzene	ug/L	50	46.2	92	60-140	
Hexachloro-1,3-butadiene	ug/L	50	54.0	108	60-140	
Isopropylbenzene (Cumene)	ug/L	50	45.6	91	60-140	
m&p-Xylene	ug/L	100	91.8	92	60-140	
Methyl-tert-butyl ether	ug/L	50	41.6	83	60-140	
Methylene Chloride	ug/L	50	45.3	91	60-140	
n-Butylbenzene	ug/L	50	44.6	89	60-140	
n-Propylbenzene	ug/L	50	45.3	91	60-140	
Naphthalene	ug/L	50	51.3	103	60-140	
o-Xylene	ug/L	50	46.1	92	60-140	
sec-Butylbenzene	ug/L	50	44.9	90	60-140	
Styrene	ug/L	50	47.9	96	60-140	
tert-Butylbenzene	ug/L	50	39.8	80	60-140	
Tetrachloroethene	ug/L	50	48.2	96	60-140	
Toluene	ug/L	50	50.3	101	60-140	
trans-1,2-Dichloroethene	ug/L	50	41.4	83	60-140	
trans-1,3-Dichloropropene	ug/L	50	45.2	90	60-140	
Trichloroethene	ug/L	50	47.0	94	60-140	
Trichlorofluoromethane	ug/L	50	48.1	96	60-140	
Vinyl chloride	ug/L	50	46.9	94	60-140	
1,2-Dichloroethane-d4 (S)	%			83	70-130	
4-Bromofluorobenzene (S)	%			100	70-130	

Results presented on this page are in the units indicated by the "Units" column except where an alternate unit is presented to the right of the result.

REPORT OF LABORATORY ANALYSIS

This report shall not be reproduced, except in full,
without the written consent of Pace Analytical Services, LLC.

Pace Analytical Services, LLC
9800 Kincey Ave. Suite 100
Huntersville, NC 28078
(704)875-9092

QUALITY CONTROL DATA

Project: 2020-L1-2448 INCIDENT
Pace Project No.: 92603693

LABORATORY CONTROL SAMPLE: 3641677

Parameter	Units	Spike Conc.	LCS Result	LCS % Rec	% Rec Limits	Qualifiers
Toluene-d8 (S)	%			98	70-130	

MATRIX SPIKE & MATRIX SPIKE DUPLICATE: 3641678 3641679

Parameter	Units	92603703001 Result	MS Spike Conc.	MSD Spike Conc.	MS Result	MSD Result	MS % Rec	MSD % Rec	% Rec Limits	RPD	Max RPD	Qual
1,1,1,2-Tetrachloroethane	ug/L	ND	20	20	19.2	19.3	96	97	60-140	0	30	
1,1,1-Trichloroethane	ug/L	ND	20	20	17.0	17.0	85	85	60-140	0	30	
1,1,2,2-Tetrachloroethane	ug/L	ND	20	20	17.2	17.9	86	89	60-140	4	30	
1,1,2-Trichloroethane	ug/L	ND	20	20	19.2	19.7	96	99	60-140	3	30	
1,1-Dichloroethane	ug/L	ND	20	20	16.5	17.1	82	85	60-140	4	30	
1,1-Dichloroethene	ug/L	ND	20	20	17.5	17.9	87	90	60-140	3	30	
1,1-Dichloropropene	ug/L	ND	20	20	17.4	17.5	87	87	60-140	1	30	
1,2,3-Trichlorobenzene	ug/L	ND	20	20	22.3	23.7	112	118	60-140	6	30	
1,2,3-Trichloropropane	ug/L	ND	20	20	18.1	18.1	90	91	60-140	0	30	
1,2,4-Trichlorobenzene	ug/L	ND	20	20	20.1	21.5	101	107	60-140	6	30	
1,2,4-Trimethylbenzene	ug/L	ND	20	20	18.2	18.7	91	94	60-140	3	30	
1,2-Dibromo-3-chloropropane	ug/L	ND	20	20	16.4	16.6	82	83	60-140	1	30	
1,2-Dibromoethane (EDB)	ug/L	ND	20	20	18.5	18.8	92	94	60-140	2	30	
1,2-Dichlorobenzene	ug/L	ND	20	20	18.9	19.6	95	98	60-140	4	30	
1,2-Dichloroethane	ug/L	ND	20	20	15.8	16.6	79	83	60-140	5	30	
1,2-Dichloropropane	ug/L	ND	20	20	18.2	18.9	91	95	60-140	4	30	
1,3,5-Trimethylbenzene	ug/L	ND	20	20	18.6	19.1	93	95	60-140	3	30	
1,3-Dichlorobenzene	ug/L	ND	20	20	18.6	19.6	93	98	60-140	5	30	
1,3-Dichloropropane	ug/L	ND	20	20	19.0	19.2	95	96	60-140	1	30	
1,4-Dichlorobenzene	ug/L	ND	20	20	18.2	18.5	91	92	60-140	1	30	
2,2-Dichloropropane	ug/L	ND	20	20	19.7	19.8	99	99	60-140	0	30	
2-Chlorotoluene	ug/L	ND	20	20	17.4	17.9	87	90	60-140	3	30	
4-Chlorotoluene	ug/L	ND	20	20	17.1	17.8	86	89	60-140	4	30	
Benzene	ug/L	ND	20	20	16.9	17.6	85	88	60-140	4	30	
Bromobenzene	ug/L	ND	20	20	18.3	19.2	91	96	60-140	5	30	
Bromochloromethane	ug/L	ND	20	20	17.1	17.7	85	89	60-140	4	30	
Bromodichloromethane	ug/L	ND	20	20	17.6	18.0	88	90	60-140	2	30	
Bromoform	ug/L	ND	20	20	19.1	19.1	96	95	60-140	0	30	
Bromomethane	ug/L	ND	20	20	17.3	18.5	87	93	60-140	7	30	
Carbon tetrachloride	ug/L	ND	20	20	18.0	18.8	90	94	60-140	4	30	
Chlorobenzene	ug/L	ND	20	20	18.8	19.6	94	98	60-140	5	30	
Chloroethane	ug/L	ND	20	20	22.3	23.1	111	115	60-140	3	30	
Chloroform	ug/L	ND	20	20	16.5	17.1	83	85	60-140	3	30	
Chloromethane	ug/L	ND	20	20	17.7	18.3	88	92	60-140	4	30	
cis-1,2-Dichloroethene	ug/L	ND	20	20	16.4	17.2	82	86	60-140	5	30	
cis-1,3-Dichloropropene	ug/L	ND	20	20	18.1	18.8	91	94	60-140	4	30	
Dibromochloromethane	ug/L	ND	20	20	18.3	18.3	91	91	60-140	0	30	
Dibromomethane	ug/L	ND	20	20	19.4	20.2	97	101	60-140	4	30	

Results presented on this page are in the units indicated by the "Units" column except where an alternate unit is presented to the right of the result.

REPORT OF LABORATORY ANALYSIS

This report shall not be reproduced, except in full,
without the written consent of Pace Analytical Services, LLC.

Pace Analytical Services, LLC
9800 Kincey Ave. Suite 100
Huntersville, NC 28078
(704)875-9092

QUALITY CONTROL DATA

Project: 2020-L1-2448 INCIDENT
Pace Project No.: 92603693

MATRIX SPIKE & MATRIX SPIKE DUPLICATE: 3641678 3641679

Parameter	Units	92603703001 Result	MS Spike Conc.	MSD Spike Conc.	MS Result	MSD Result	MS % Rec	MSD % Rec	% Rec Limits	RPD	Max RPD	Qual
Dichlorodifluoromethane	ug/L	ND	20	20	17.0	17.1	85	85	60-140	0	30	
Diisopropyl ether	ug/L	ND	20	20	16.1	16.9	80	85	60-140	5	30	
Ethanol	ug/L	ND	800	800	861	895	108	112	60-140	4	30	
Ethylbenzene	ug/L	ND	20	20	19.8	19.8	99	99	60-140	0	30	
Hexachloro-1,3-butadiene	ug/L	ND	20	20	23.0	23.6	115	118	60-140	3	30	
Isopropylbenzene (Cumene)	ug/L	ND	20	20	19.5	19.7	98	99	60-140	1	30	
m&p-Xylene	ug/L	ND	40	40	39.1	39.5	98	99	60-140	1	30	
Methyl-tert-butyl ether	ug/L	ND	20	20	16.6	16.9	83	84	60-140	2	30	
Methylene Chloride	ug/L	ND	20	20	18.2	18.7	91	93	60-140	3	30	
n-Butylbenzene	ug/L	ND	20	20	18.8	19.3	94	96	60-140	2	30	
n-Propylbenzene	ug/L	ND	20	20	18.6	19.3	93	97	60-140	4	30	
Naphthalene	ug/L	ND	20	20	18.7	20.0	93	100	60-140	7	30	
o-Xylene	ug/L	ND	20	20	19.5	19.4	98	97	60-140	1	30	
sec-Butylbenzene	ug/L	ND	20	20	19.3	20.3	97	101	60-140	5	30	
Styrene	ug/L	ND	20	20	19.1	19.0	96	95	60-140	1	30	
tert-Butylbenzene	ug/L	ND	20	20	16.4	16.8	82	84	60-140	2	30	
Tetrachloroethene	ug/L	ND	20	20	20.6	20.4	103	102	60-140	1	30	
Toluene	ug/L	ND	20	20	20.6	21.0	103	105	60-140	2	30	
trans-1,2-Dichloroethene	ug/L	ND	20	20	17.4	17.9	87	89	60-140	3	30	
trans-1,3-Dichloropropene	ug/L	ND	20	20	18.0	18.6	90	93	60-140	4	30	
Trichloroethene	ug/L	ND	20	20	19.9	20.5	100	102	60-140	3	30	
Trichlorofluoromethane	ug/L	ND	20	20	19.2	19.7	96	99	60-140	3	30	
Vinyl chloride	ug/L	ND	20	20	19.0	19.4	95	97	60-140	2	30	
1,2-Dichloroethane-d4 (S)	%						84	87	70-130			
4-Bromofluorobenzene (S)	%						101	100	70-130			
Toluene-d8 (S)	%						98	99	70-130			

Results presented on this page are in the units indicated by the "Units" column except where an alternate unit is presented to the right of the result.

REPORT OF LABORATORY ANALYSIS

This report shall not be reproduced, except in full,
without the written consent of Pace Analytical Services, LLC.

Pace Analytical Services, LLC
9800 Kincey Ave. Suite 100
Huntersville, NC 28078
(704)875-9092

QUALIFIERS

Project: 2020-L1-2448 INCIDENT
Pace Project No.: 92603693

DEFINITIONS

DF - Dilution Factor, if reported, represents the factor applied to the reported data due to dilution of the sample aliquot.

ND - Not Detected at or above adjusted reporting limit.

TNTC - Too Numerous To Count

J - Estimated concentration above the adjusted method detection limit and below the adjusted reporting limit.

MDL - Adjusted Method Detection Limit.

PQL - Practical Quantitation Limit.

RL - Reporting Limit - The lowest concentration value that meets project requirements for quantitative data with known precision and bias for a specific analyte in a specific matrix.

S - Surrogate

1,2-Diphenylhydrazine decomposes to and cannot be separated from Azobenzene using Method 8270. The result for each analyte is a combined concentration.

Consistent with EPA guidelines, unrounded data are displayed and have been used to calculate % recovery and RPD values.

LCS(D) - Laboratory Control Sample (Duplicate)

MS(D) - Matrix Spike (Duplicate)

DUP - Sample Duplicate

RPD - Relative Percent Difference

NC - Not Calculable.

SG - Silica Gel - Clean-Up

U - Indicates the compound was analyzed for, but not detected.

Acid preservation may not be appropriate for 2 Chloroethylvinyl ether.

A separate vial preserved to a pH of 4-5 is recommended in SW846 Chapter 4 for the analysis of Acrolein and Acrylonitrile by EPA Method 8260.

N-Nitrosodiphenylamine decomposes and cannot be separated from Diphenylamine using Method 8270. The result reported for each analyte is a combined concentration.

Reported results are not rounded until the final step prior to reporting. Therefore, calculated parameters that are typically reported as "Total" may vary slightly from the sum of the reported component parameters.

Pace Analytical is TNI accredited. Contact your Pace PM for the current list of accredited analytes.

TNI - The NELAC Institute.

ANALYTE QUALIFIERS

N2	The lab does not hold NELAC/TNI accreditation for this parameter but other accreditations/certifications may apply. A complete list of accreditations/certifications is available upon request.

This report shall not be reproduced, except in full,
without the written consent of Pace Analytical Services, LLC.

Pace Analytical Services, LLC
9800 Kincey Ave. Suite 100
Huntersville, NC 28078
(704)875-9092

QUALITY CONTROL DATA CROSS REFERENCE TABLE

Project: 2020-L1-2448 INCIDENT
Pace Project No.: 92603693

Lab ID	Sample ID	QC Batch Method	QC Batch	Analytical Method	Analytical Batch
92603693001	**DUP-1**	MADEP VPH	698185		
92603693002	**FB-1**	MADEP VPH	698185		
92603693001	**DUP-1**	EPA 3010A	702514	EPA 6020B	702632
92603693002	**FB-1**	EPA 3010A	702514	EPA 6020B	702632
92603693001	**DUP-1**	SM 6200B	697421		
92603693002	**FB-1**	SM 6200B	697421		
92603693003	**TRIP BLANK**	SM 6200B	697421		

This report shall not be reproduced, except in full,
without the written consent of Pace Analytical Services, LLC.

CHAIN-OF-CUSTODY Analytical Request Document

Pace Analytical

Chain-of-Custody is a LEGAL DOCUMENT - Complete all relevent fields

LAB USE ONLY- Affix Workorder/Login Label Here

MTJL Log-in

WO# : 92603693

92603693

ALL SHADED AREAS

Company: Apex companies	Billing Information:
Address:	
Report To: Andrew Street	Email To: andrew.street@apexcos.com
Copy To:	Site Collection Info/Address:
Customer Project Name/Number: 2020-21-2448	State: NC County/City: Huntersville Time Zone Collected: [ ] PT [ ] MT [ ] CT [ ] ET
Phone: Email:	Site/Facility ID #: Compliance Monitoring? [ ] Yes [ ] No
Collected By (print): Vanessa Hunt	Purchase Order #: Quote #: DW PWS ID #: DW Location Code:
Collected By (signature):	Turnaround Date Required: ASAP Immediately Packed on Ice: [ ] Yes [ ] No
Sample Disposal: [ ] Dispose as appropriate [ ] Return [ ] Archive: [ ] Hold:	Rush: [ ] Same Day [ ] Next Day [ ] 2 Day [ ] 3 Day [ ] 4 Day [ ] 5 Day (Expedite Charges Apply) Field Filtered (if applicable): [ ] Yes [ ] No Analysis:

** Preservative Types: (1) nitric acid, (2) sulfuric acid, (3) hydrochloric acid, (4) sodium hydroxide, (5) zinc acetate, (6) methanol, (7) sodium bisulfate, (8) sodium thiosulfate, (9) hexane, (A) ascorbic acid, (B) ammonium sulfate, (C) ammonium hydroxide, (D) TSP, (U) Unpreserved, (O) Other

* Matrix Codes (Insert in Matrix box below): Drinking Water (DW), Ground Water (GW), Wastewater (WW), Product (P), Soil/Solid (SL), Oil (OL), Wipe (WP), Air (AR), Tissue (TS), Bioassay (B), Vapor (V), Other (OT)

Customer Sample ID	Matrix *	Comp / Grab	Collected (or Composite Start) Date	Collected (or Composite Start) Time	Composite End Date	Composite End Time	Res Cl	# of Ctns	Analyses: VOCs 624.1	Analyses: MADEP VPH	Analyses: Lead	Lab Sample # / Comments
Dup-1	DW	G	5-10-22	—	—	—	—	8	X	X	X	92603693 001
FB-1	OT	G	5-10-22	—	—	—	—	00	X	X	X	002
Trip Blank	OT	—	5-10-22	—	—	—	—	2	X			003

Lab Profile/Line:

Lab Sample Receipt Checklist:

Custody Seals Present/Intact	Y	(N)	NA
Custody Signatures Present	(Y)	N	NA
Collector Signature Present	(Y)	N	NA
Bottles Intact	Y	N	NA
Correct Bottles	(Y)	N	NA
Sufficient Volume	(Y)	N	NA
Samples Received on Ice	(Y)	N	NA
VOA - Headspace Acceptable	(Y)	N	NA
USDA Regulated Soils	Y	N	(NA)
Samples in Holding Time	(Y)	N	NA
Residual Chlorine Present	Y	N	(NA)
Cl Strips:			
Sample pH Acceptable	(Y)	N	NA
pH Strips: 223819AV			
Sulfide Present	Y	N	(NA)
Lead Acetate Strips:			

LAB USE ONLY:

Customer Remarks / Special Conditions / Possible Hazards:

Type of Ice Used: (Wet) Blue Dry None

Packing Material Used: Bubble bags

Radchem sample(s) screened (<500 cpm): Y N (NA)

SHORT HOLDS PRESENT (<72 hours): Y (N) N/A

Lab Tracking #: 2696903

Samples received via: FEDEX UPS (Client) Courier Pace Courier

Lab Sample Temperature Info:

Temp Blank Received: Y (N) NA

Therm ID#: 92TDC64

Cooler 1 Temp Upon Receipt: 1.6 oC

Cooler 1 Therm Corr. Factor: 0 oC

Cooler 1 Corrected Temp: 1.6 oC

Comments:

Relinquished by/Company: (Signature)	Date/Time: 5/10/22 1220	Received by/Company: (Signature)	Date/Time:
Relinquished by/Company: (Signature)	Date/Time:	Received by/Company: (Signature) DP/PACE/HVL 12:17	Date/Time:
Relinquished by/Company: (Signature)	Date/Time:	Received by/Company: (Signature)	Date/Time:

MTJL LAB USE ONLY

Table #:

Acctnum:

Template:

Prelogin:

PM:

PB:

Trip Blank Received: (Y) N NA

HCL MeOH TSP Other

Non Conformance(s): (YES) / NO

Page: of:

***Check mark top half of box if pH and/or dechlorination is verified and within the acceptance range for preservation samples.**

Exceptions: VOA, Coliform, TOC, Oil and Grease, DRO/8015 (water) DOC, LLHg

****Bottom half of box is to list number of bottles**

Projec

WO# : 92603693

PM: AMB Due Date: 05/17/22

CLIENT: 92-APEX MOOR

Matrix	Item#	BP4U-125 mL Plastic Unpreserved (N/A) (Cl-)	BP3U-250 mL Plastic Unpreserved (N/A)	BP2U-500 mL Plastic Unpreserved (N/A)	BP1U-1 liter Plastic Unpreserved (N/A)	BP4S-125 mL Plastic H2SO4 (pH < 2) (Cl-)	BP3N-250 mL plastic HNO3 (pH < 2)	BP4Z-125 mL Plastic ZN Acetate & NaOH (>9)	BP4B-125 mL Plastic NaOH (pH > 12) (Cl-)	WGFU-Wide-mouthed Glass jar Unpreserved	AG1U-1 liter Amber Unpreserved (N/A) (Cl-)	AG1H-1 liter Amber HCl (pH < 2)	AG3U-250 mL Amber Unpreserved (N/A) (Cl-)	AG1S-1 liter Amber H2SO4 (pH < 2)	AG3S-250 mL Amber H2SO4 (pH < 2)	AG3A(DG3A)-250 mL Amber NH4Cl (N/A)(Cl-)	DG9H-40 mL VOA HCl (N/A)	VG9T-40 mL VOA Na2S2O3 (N/A)	VG9U-40 mL VOA Unpreserved (N/A)	DG9P-40 mL VOA H3PO4 (N/A)	VOAK (3 vials per kit)-5035 kit (N/A)	VJGK (3 vials per kit)-VPH/Gas kit (N/A)	SP5T-125 mL Sterile Plastic (N/A – lab)	SP2T-250 mL Sterile Plastic (N/A – lab)		BP3A-250 mL Plastic (NH2)2SO4 (9.3-9.7)	AG0U-100 mL Amber Unpreserved vials (N/A)	VSGU-20 mL Scintillation vials (N/A)	DG9U-40 mL Amber Unpreserved vials (N/A)
	1						1 ✓										6													
	2						1 ✓										7													
	3																2													
	4																													
	5																													
	6																													
	7																													
	8																													
	9																													
	10																													
	11																													
	12																													

KH 5/18/22

pH Adjustment Log for Preserved Samples

Sample ID	Type of Preservative	pH upon receipt	Date preservation adjusted	Time preservation adjusted	Amount of Preservative added	Lot #

Note: Whenever there is a discrepancy affecting North Carolina compliance samples, a copy of this form will be sent to the North Carolina DEHNR Certification Office (i.e. Out of hold, incorrect preservative, out of temp, incorrect containers.

Pace Analytical

Sample Receiving Non-Conformance Form (NCF)

Date: 5/10/22	**Evaluated by:** KB
Client: APEX	

Affix Workorder/Login Label Here or List Pace Workorder Number or MTJL Log-in Number Here

1. If Chain-of-Custody (COC) is not received: contact client and if necessary, fill out a COC and indicate that it was filled out by lab personnel. Note issues on this NCF.

2. If COC is incomplete, check applicable issues below and add details where appropriate:

	Collection date/time missing or incorrect		Analyses or analytes: missing or clarification needed		Samples listed on COC do not match samples received (missing, additional, etc.)
	Sample IDs on COC do not match sample labels		Required trip blanks were not received		Required signatures are missing

Comments/Details/Other Issues not listed above: 1 of 7 DG9H was broken when recieved

3. Sample integrity issues: check applicable issues below and add details where appropriate:

	Samples: Past holding time		Samples: Condition needs to be brought to lab personnel's attention (details below)		Preservation: Improper
	Samples: Not field filtered	✓	Containers: Broken or compromised		Temperature: not within acceptance criteria (typically 0-6C)
	Samples: Insufficient volume received		Containers: Incorrect		Temperature: Samples arrived frozen
	Samples: Cooler damaged or compromised		Custody Seals: Missing or compromised on samples, trip blanks or coolers		Vials received with improper headspace
	Samples: contain chlorine or sulfides		Packing Material: Insufficient/Improper		Other:

Comments/Details:

4. If Samples not preserved properly and Sample Receiving adjusts pH, add details below:

Sample ID:	Date/Time:	Amount/type pres added:
Preserved by:	Initial and Final pH:	Lot # of pres added:
Sample ID:	Date/Time:	Amount/type pres added:
Preserved by:	Initial and Final pH:	Lot # of pres added:
Sample ID:	Date/Time:	Amount/type pres added:
Preserved by:	Initial and Final pH:	Lot # of pres added:

5. Client Contact: If client is contacted for any issue listed above, fill in details below:

Client:	Contacted per:	
PM Initials:	Date/Time:	

Client Comments/Instructions:

Pace Analytical Services, LLC
9800 Kincey Ave. Suite 100
Huntersville, NC 28078
(704)875-9092

June 08, 2022

Andrew Street
Apex Companies - NC
5900 Northwoods Business Pkwy
Suite 5900-0
Charlotte, NC 28269

RE: Project: 2020-L1-2448 INCIDENT
Pace Project No.: 92603700

Dear Andrew Street:

Enclosed are the analytical results for sample(s) received by the laboratory on May 10, 2022. The results relate only to the samples included in this report. Results reported herein conform to the applicable TNI/NELAC Standards and the laboratory's Quality Manual, where applicable, unless otherwise noted in the body of the report.

The test results provided in this final report were generated by each of the following laboratories within the Pace Network:

- Pace Analytical Services - Asheville
- Pace Analytical Services - Charlotte

If you have any questions concerning this report, please feel free to contact me.

Sincerely,

Angela M. Baioni

Angela Baioni
angela.baioni@pacelabs.com
(704)875-9092
Project Manager

Enclosures

cc: J Culbreath, Colonial Pipeline Company
Naomi Fretz, APEX Companies, LLC
Robert Hughes, Colonial Pipeline
Jamie Moran, APEX Companies, LLC
Jeff Morrison, Colonial Pipeline Company
Tom Naumann, APEX Companies - NC
Joe Nicolette, Montrose-EPS
Kaitlyn Nootens, Apex Companies
Christopher Schultz, Apex Companies
Matt Teixeira, Apex Companies, LLC
Michael Verdon, Colonial Pipeline Company
JM Wyatt, Colonial Pipeline Company

REPORT OF LABORATORY ANALYSIS

This report shall not be reproduced, except in full,
without the written consent of Pace Analytical Services, LLC.

Pace Analytical Services, LLC
9800 Kincey Ave. Suite 100
Huntersville, NC 28078
(704)875-9092

CERTIFICATIONS

Project: 2020-L1-2448 INCIDENT
Pace Project No.: 92603700

Pace Analytical Services Charlotte

South Carolina Laboratory ID: 99006
9800 Kincey Ave. Ste 100, Huntersville, NC 28078
North Carolina Drinking Water Certification #: 37706
North Carolina Field Services Certification #: 5342
North Carolina Wastewater Certification #: 12
South Carolina Laboratory ID: 99006
South Carolina Certification #: 99006001
South Carolina Drinking Water Cert. #: 99006003
Florida/NELAP Certification #: E87627
Kentucky UST Certification #: 84
Louisiana DoH Drinking Water #: LA029
Virginia/VELAP Certification #: 460221

Pace Analytical Services Asheville

2225 Riverside Drive, Asheville, NC 28804
Florida/NELAP Certification #: E87648
North Carolina Drinking Water Certification #: 37712
North Carolina Wastewater Certification #: 40
South Carolina Laboratory ID: 99030
South Carolina Certification #: 99030001
Virginia/VELAP Certification #: 460222

This report shall not be reproduced, except in full,
without the written consent of Pace Analytical Services, LLC.

Pace Analytical Services, LLC
9800 Kincey Ave. Suite 100
Huntersville, NC 28078
(704)875-9092

SAMPLE SUMMARY

Project: 2020-L1-2448 INCIDENT
Pace Project No.: 92603700

Lab ID	Sample ID	Matrix	Date Collected	Date Received
92603700001	**13835_AC_RD20220510**	Water	05/10/22 10:59	05/10/22 12:17

This report shall not be reproduced, except in full,
without the written consent of Pace Analytical Services, LLC.

Pace Analytical Services, LLC
9800 Kincey Ave. Suite 100
Huntersville, NC 28078
(704)875-9092

SAMPLE ANALYTE COUNT

Project: 2020-L1-2448 INCIDENT
Pace Project No.: 92603700

Lab ID	Sample ID	Method	Analysts	Analytes Reported	Laboratory
92603700001	**13835_AC_RD20220510**	MADEP VPH	MAD	6	PASI-C
		EPA 6020B	CRW	1	PASI-A
		SM 6200B	SAS	64	PASI-C

PASI-A = Pace Analytical Services - Asheville
PASI-C = Pace Analytical Services - Charlotte

This report shall not be reproduced, except in full,
without the written consent of Pace Analytical Services, LLC.

Pace Analytical Services, LLC
9800 Kincey Ave. Suite 100
Huntersville, NC 28078
(704)875-9092

ANALYTICAL RESULTS

Project: 2020-L1-2448 INCIDENT
Pace Project No.: 92603700

Sample: 13835_AC_RD20220510 **Lab ID: 92603700001** Collected: 05/10/22 10:59 Received: 05/10/22 12:17 Matrix: Water

Parameters	Results	Units	Report Limit	MDL	DF	Prepared	Analyzed	CAS No.	Qual
VPH NC Water	Analytical Method: MADEP VPH Pace Analytical Services - Charlotte								
Total VPH (C5-C12)	ND	ug/L	50.0	50.0	1		05/14/22 06:32		N2
Aliphatic (C05-C08)	ND	ug/L	50.0	50.0	1		05/14/22 06:32		N2
Aliphatic(C09-C12) Adjusted	ND	ug/L	50.0	50.0	1		05/14/22 06:32		N2
Aromatic (C09-C10)	ND	ug/L	50.0	50.0	1		05/14/22 06:32		N2
Surrogates									
4-Bromofluorobenzene (FID) (S)	107	%	70-130		1		05/14/22 06:32	460-00-4	
4-Bromofluorobenzene (PID) (S)	100	%	70-130		1		05/14/22 06:32	460-00-4	
6020 MET ICPMS	Analytical Method: EPA 6020B Preparation Method: EPA 3010A Pace Analytical Services - Asheville								
Lead	**0.28J**	ug/L	1.0	0.077	1	06/07/22 00:54	06/07/22 20:05	7439-92-1	
6200B MSV	Analytical Method: SM 6200B Pace Analytical Services - Charlotte								
Benzene	ND	ug/L	0.50	0.34	1		05/11/22 16:17	71-43-2	
Bromobenzene	ND	ug/L	0.50	0.29	1		05/11/22 16:17	108-86-1	
Bromochloromethane	ND	ug/L	0.50	0.47	1		05/11/22 16:17	74-97-5	
Bromodichloromethane	ND	ug/L	0.50	0.31	1		05/11/22 16:17	75-27-4	
Bromoform	ND	ug/L	0.50	0.34	1		05/11/22 16:17	75-25-2	
Bromomethane	ND	ug/L	5.0	1.7	1		05/11/22 16:17	74-83-9	
n-Butylbenzene	ND	ug/L	0.50	0.49	1		05/11/22 16:17	104-51-8	
sec-Butylbenzene	ND	ug/L	0.50	0.40	1		05/11/22 16:17	135-98-8	
tert-Butylbenzene	ND	ug/L	0.50	0.32	1		05/11/22 16:17	98-06-6	
Carbon tetrachloride	ND	ug/L	0.50	0.33	1		05/11/22 16:17	56-23-5	
Chlorobenzene	ND	ug/L	0.50	0.28	1		05/11/22 16:17	108-90-7	
Chloroethane	ND	ug/L	1.0	0.65	1		05/11/22 16:17	75-00-3	
Chloroform	**0.43J**	ug/L	0.50	0.43	1		05/11/22 16:17	67-66-3	
Chloromethane	ND	ug/L	1.0	0.54	1		05/11/22 16:17	74-87-3	
2-Chlorotoluene	ND	ug/L	0.50	0.32	1		05/11/22 16:17	95-49-8	
4-Chlorotoluene	ND	ug/L	0.50	0.32	1		05/11/22 16:17	106-43-4	
1,2-Dibromo-3-chloropropane	ND	ug/L	1.0	0.34	1		05/11/22 16:17	96-12-8	
Dibromochloromethane	ND	ug/L	0.50	0.36	1		05/11/22 16:17	124-48-1	
1,2-Dibromoethane (EDB)	ND	ug/L	0.50	0.27	1		05/11/22 16:17	106-93-4	
Dibromomethane	ND	ug/L	0.50	0.39	1		05/11/22 16:17	74-95-3	
1,2-Dichlorobenzene	ND	ug/L	0.50	0.34	1		05/11/22 16:17	95-50-1	
1,3-Dichlorobenzene	ND	ug/L	0.50	0.34	1		05/11/22 16:17	541-73-1	
1,4-Dichlorobenzene	ND	ug/L	0.50	0.33	1		05/11/22 16:17	106-46-7	
Dichlorodifluoromethane	ND	ug/L	0.50	0.35	1		05/11/22 16:17	75-71-8	
1,1-Dichloroethane	ND	ug/L	0.50	0.37	1		05/11/22 16:17	75-34-3	
1,2-Dichloroethane	ND	ug/L	0.50	0.32	1		05/11/22 16:17	107-06-2	
1,1-Dichloroethene	ND	ug/L	0.50	0.35	1		05/11/22 16:17	75-35-4	
cis-1,2-Dichloroethene	ND	ug/L	0.50	0.38	1		05/11/22 16:17	156-59-2	
trans-1,2-Dichloroethene	ND	ug/L	0.50	0.40	1		05/11/22 16:17	156-60-5	
1,2-Dichloropropane	ND	ug/L	0.50	0.36	1		05/11/22 16:17	78-87-5	
1,3-Dichloropropane	ND	ug/L	0.50	0.28	1		05/11/22 16:17	142-28-9	

REPORT OF LABORATORY ANALYSIS

This report shall not be reproduced, except in full,
without the written consent of Pace Analytical Services, LLC.

Pace Analytical Services, LLC
9800 Kincey Ave. Suite 100
Huntersville, NC 28078
(704)875-9092

ANALYTICAL RESULTS

Project: 2020-L1-2448 INCIDENT
Pace Project No.: 92603700

Sample: 13835_AC_RD20220510 **Lab ID: 92603700001** Collected: 05/10/22 10:59 Received: 05/10/22 12:17 Matrix: Water

Parameters	Results	Units	Report Limit	MDL	DF	Prepared	Analyzed	CAS No.	Qual
6200B MSV	Analytical Method: SM 6200B Pace Analytical Services - Charlotte								
2,2-Dichloropropane	ND	ug/L	0.50	0.39	1		05/11/22 16:17	594-20-7	
1,1-Dichloropropene	ND	ug/L	0.50	0.43	1		05/11/22 16:17	563-58-6	
cis-1,3-Dichloropropene	ND	ug/L	0.50	0.36	1		05/11/22 16:17	10061-01-5	
trans-1,3-Dichloropropene	ND	ug/L	0.50	0.36	1		05/11/22 16:17	10061-02-6	
Diisopropyl ether	ND	ug/L	0.50	0.31	1		05/11/22 16:17	108-20-3	
Ethanol	ND	ug/L	200	72.2	1		05/11/22 16:17	64-17-5	
Ethylbenzene	ND	ug/L	0.50	0.30	1		05/11/22 16:17	100-41-4	
Hexachloro-1,3-butadiene	ND	ug/L	2.0	1.5	1		05/11/22 16:17	87-68-3	
Isopropylbenzene (Cumene)	ND	ug/L	0.50	0.33	1		05/11/22 16:17	98-82-8	
Methylene Chloride	ND	ug/L	2.0	2.0	1		05/11/22 16:17	75-09-2	
Methyl-tert-butyl ether	ND	ug/L	0.50	0.42	1		05/11/22 16:17	1634-04-4	
Naphthalene	ND	ug/L	2.0	0.64	1		05/11/22 16:17	91-20-3	
n-Propylbenzene	ND	ug/L	0.50	0.34	1		05/11/22 16:17	103-65-1	
Styrene	ND	ug/L	0.50	0.29	1		05/11/22 16:17	100-42-5	
1,1,1,2-Tetrachloroethane	ND	ug/L	0.50	0.31	1		05/11/22 16:17	630-20-6	
1,1,2,2-Tetrachloroethane	ND	ug/L	0.50	0.22	1		05/11/22 16:17	79-34-5	
Tetrachloroethene	ND	ug/L	0.50	0.29	1		05/11/22 16:17	127-18-4	
Toluene	ND	ug/L	0.50	0.48	1		05/11/22 16:17	108-88-3	
1,2,3-Trichlorobenzene	ND	ug/L	2.0	0.81	1		05/11/22 16:17	87-61-6	
1,2,4-Trichlorobenzene	ND	ug/L	2.0	0.64	1		05/11/22 16:17	120-82-1	
1,1,1-Trichloroethane	ND	ug/L	0.50	0.33	1		05/11/22 16:17	71-55-6	
1,1,2-Trichloroethane	ND	ug/L	0.50	0.32	1		05/11/22 16:17	79-00-5	
Trichloroethene	ND	ug/L	0.50	0.38	1		05/11/22 16:17	79-01-6	
Trichlorofluoromethane	ND	ug/L	1.0	0.30	1		05/11/22 16:17	75-69-4	
1,2,3-Trichloropropane	ND	ug/L	0.50	0.26	1		05/11/22 16:17	96-18-4	
1,2,4-Trimethylbenzene	ND	ug/L	0.50	0.50	1		05/11/22 16:17	95-63-6	
1,3,5-Trimethylbenzene	ND	ug/L	0.50	0.33	1		05/11/22 16:17	108-67-8	
Vinyl chloride	ND	ug/L	1.0	0.39	1		05/11/22 16:17	75-01-4	
m&p-Xylene	ND	ug/L	1.0	0.71	1		05/11/22 16:17	179601-23-1	
o-Xylene	ND	ug/L	0.50	0.34	1		05/11/22 16:17	95-47-6	
Surrogates									
1,2-Dichloroethane-d4 (S)	92	%	70-130		1		05/11/22 16:17	17060-07-0	
4-Bromofluorobenzene (S)	100	%	70-130		1		05/11/22 16:17	460-00-4	
Toluene-d8 (S)	99	%	70-130		1		05/11/22 16:17	2037-26-5	

REPORT OF LABORATORY ANALYSIS

This report shall not be reproduced, except in full,
without the written consent of Pace Analytical Services, LLC.

Pace Analytical Services, LLC
9800 Kincey Ave. Suite 100
Huntersville, NC 28078
(704)875-9092

QUALITY CONTROL DATA

Project: 2020-L1-2448 INCIDENT
Pace Project No.: 92603700

QC Batch: 698185
QC Batch Method: MADEP VPH
Analysis Method: MADEP VPH
Analysis Description: VPH NC Water
Laboratory: Pace Analytical Services - Charlotte
Associated Lab Samples: 92603700001

METHOD BLANK: 3645776 Matrix: Water
Associated Lab Samples: 92603700001

Parameter	Units	Blank Result	Reporting Limit	MDL	Analyzed	Qualifiers
Aliphatic (C05-C08)	ug/L	ND	50.0	50.0	05/13/22 21:22	N2
Aromatic (C09-C10)	ug/L	ND	50.0	50.0	05/13/22 21:22	N2
4-Bromofluorobenzene (FID) (S)	%	107	70-130		05/13/22 21:22	
4-Bromofluorobenzene (PID) (S)	%	105	70-130		05/13/22 21:22	

LABORATORY CONTROL SAMPLE & LCSD: 3645777 3645778

Parameter	Units	Spike Conc.	LCS Result	LCSD Result	LCS % Rec	LCSD % Rec	% Rec Limits	RPD	Max RPD	Qualifiers
Aliphatic (C05-C08)	ug/L	300	293	304	98	101	70-130	4	25	N2
Aromatic (C09-C10)	ug/L	100	103	107	103	107	70-130	4	25	N2
4-Bromofluorobenzene (FID) (S)	%				99	101	70-130			
4-Bromofluorobenzene (PID) (S)	%				100	101	70-130			

Results presented on this page are in the units indicated by the "Units" column except where an alternate unit is presented to the right of the result.

REPORT OF LABORATORY ANALYSIS

This report shall not be reproduced, except in full,
without the written consent of Pace Analytical Services, LLC.

Pace Analytical Services, LLC
9800 Kincey Ave. Suite 100
Huntersville, NC 28078
(704)875-9092

QUALITY CONTROL DATA

Project: 2020-L1-2448 INCIDENT
Pace Project No.: 92603700

QC Batch: 702514
QC Batch Method: EPA 3010A
Analysis Method: EPA 6020B
Analysis Description: 6020 MET
Laboratory: Pace Analytical Services - Asheville
Associated Lab Samples: 92603700001

METHOD BLANK: 3666281 Matrix: Water
Associated Lab Samples: 92603700001

Parameter	Units	Blank Result	Reporting Limit	MDL	Analyzed	Qualifiers
Lead	ug/L	ND	1.0	0.077	06/07/22 19:18	

LABORATORY CONTROL SAMPLE: 3666282

Parameter	Units	Spike Conc.	LCS Result	LCS % Rec	% Rec Limits	Qualifiers
Lead	ug/L	50	49.7	99	80-120	

MATRIX SPIKE & MATRIX SPIKE DUPLICATE: 3666283 3666284

Parameter	Units	92603677001 Result	MS Spike Conc.	MSD Spike Conc.	MS Result	MSD Result	MS % Rec	MSD % Rec	% Rec Limits	RPD	Max RPD	Qual
Lead	ug/L	16.4	50	50	65.2	65.5	98	98	75-125	1	20	

Results presented on this page are in the units indicated by the "Units" column except where an alternate unit is presented to the right of the result.

REPORT OF LABORATORY ANALYSIS

This report shall not be reproduced, except in full,
without the written consent of Pace Analytical Services, LLC.

Pace Analytical Services, LLC
9800 Kincey Ave. Suite 100
Huntersville, NC 28078
(704)875-9092

QUALITY CONTROL DATA

Project: 2020-L1-2448 INCIDENT
Pace Project No.: 92603700

QC Batch: 697421
QC Batch Method: SM 6200B
Analysis Method: SM 6200B
Analysis Description: 6200B MSV
Laboratory: Pace Analytical Services - Charlotte

Associated Lab Samples: 92603700001

METHOD BLANK: 3641676 Matrix: Water
Associated Lab Samples: 92603700001

Parameter	Units	Blank Result	Reporting Limit	MDL	Analyzed	Qualifiers
1,1,1,2-Tetrachloroethane	ug/L	ND	0.50	0.31	05/11/22 12:39	
1,1,1-Trichloroethane	ug/L	ND	0.50	0.33	05/11/22 12:39	
1,1,2,2-Tetrachloroethane	ug/L	ND	0.50	0.22	05/11/22 12:39	
1,1,2-Trichloroethane	ug/L	ND	0.50	0.32	05/11/22 12:39	
1,1-Dichloroethane	ug/L	ND	0.50	0.37	05/11/22 12:39	
1,1-Dichloroethene	ug/L	ND	0.50	0.35	05/11/22 12:39	
1,1-Dichloropropene	ug/L	ND	0.50	0.43	05/11/22 12:39	
1,2,3-Trichlorobenzene	ug/L	ND	2.0	0.81	05/11/22 12:39	
1,2,3-Trichloropropane	ug/L	ND	0.50	0.26	05/11/22 12:39	
1,2,4-Trichlorobenzene	ug/L	ND	2.0	0.64	05/11/22 12:39	
1,2,4-Trimethylbenzene	ug/L	ND	0.50	0.50	05/11/22 12:39	
1,2-Dibromo-3-chloropropane	ug/L	ND	1.0	0.34	05/11/22 12:39	
1,2-Dibromoethane (EDB)	ug/L	ND	0.50	0.27	05/11/22 12:39	
1,2-Dichlorobenzene	ug/L	ND	0.50	0.34	05/11/22 12:39	
1,2-Dichloroethane	ug/L	ND	0.50	0.32	05/11/22 12:39	
1,2-Dichloropropane	ug/L	ND	0.50	0.36	05/11/22 12:39	
1,3,5-Trimethylbenzene	ug/L	ND	0.50	0.33	05/11/22 12:39	
1,3-Dichlorobenzene	ug/L	ND	0.50	0.34	05/11/22 12:39	
1,3-Dichloropropane	ug/L	ND	0.50	0.28	05/11/22 12:39	
1,4-Dichlorobenzene	ug/L	ND	0.50	0.33	05/11/22 12:39	
2,2-Dichloropropane	ug/L	ND	0.50	0.39	05/11/22 12:39	
2-Chlorotoluene	ug/L	ND	0.50	0.32	05/11/22 12:39	
4-Chlorotoluene	ug/L	ND	0.50	0.32	05/11/22 12:39	
Benzene	ug/L	ND	0.50	0.34	05/11/22 12:39	
Bromobenzene	ug/L	ND	0.50	0.29	05/11/22 12:39	
Bromochloromethane	ug/L	ND	0.50	0.47	05/11/22 12:39	
Bromodichloromethane	ug/L	ND	0.50	0.31	05/11/22 12:39	
Bromoform	ug/L	ND	0.50	0.34	05/11/22 12:39	
Bromomethane	ug/L	ND	5.0	1.7	05/11/22 12:39	
Carbon tetrachloride	ug/L	ND	0.50	0.33	05/11/22 12:39	
Chlorobenzene	ug/L	ND	0.50	0.28	05/11/22 12:39	
Chloroethane	ug/L	ND	1.0	0.65	05/11/22 12:39	
Chloroform	ug/L	ND	0.50	0.43	05/11/22 12:39	
Chloromethane	ug/L	ND	1.0	0.54	05/11/22 12:39	
cis-1,2-Dichloroethene	ug/L	ND	0.50	0.38	05/11/22 12:39	
cis-1,3-Dichloropropene	ug/L	ND	0.50	0.36	05/11/22 12:39	
Dibromochloromethane	ug/L	ND	0.50	0.36	05/11/22 12:39	
Dibromomethane	ug/L	ND	0.50	0.39	05/11/22 12:39	
Dichlorodifluoromethane	ug/L	ND	0.50	0.35	05/11/22 12:39	
Diisopropyl ether	ug/L	ND	0.50	0.31	05/11/22 12:39	

Results presented on this page are in the units indicated by the "Units" column except where an alternate unit is presented to the right of the result.

REPORT OF LABORATORY ANALYSIS

This report shall not be reproduced, except in full,
without the written consent of Pace Analytical Services, LLC.

Pace Analytical Services, LLC
9800 Kincey Ave. Suite 100
Huntersville, NC 28078
(704)875-9092

QUALITY CONTROL DATA

Project: 2020-L1-2448 INCIDENT
Pace Project No.: 92603700

METHOD BLANK: 3641676 Matrix: Water
Associated Lab Samples: 92603700001

Parameter	Units	Blank Result	Reporting Limit	MDL	Analyzed	Qualifiers
Ethanol	ug/L	ND	200	72.2	05/11/22 12:39	
Ethylbenzene	ug/L	ND	0.50	0.30	05/11/22 12:39	
Hexachloro-1,3-butadiene	ug/L	ND	2.0	1.5	05/11/22 12:39	
Isopropylbenzene (Cumene)	ug/L	ND	0.50	0.33	05/11/22 12:39	
m&p-Xylene	ug/L	ND	1.0	0.71	05/11/22 12:39	
Methyl-tert-butyl ether	ug/L	ND	0.50	0.42	05/11/22 12:39	
Methylene Chloride	ug/L	ND	2.0	2.0	05/11/22 12:39	
n-Butylbenzene	ug/L	ND	0.50	0.49	05/11/22 12:39	
n-Propylbenzene	ug/L	ND	0.50	0.34	05/11/22 12:39	
Naphthalene	ug/L	ND	2.0	0.64	05/11/22 12:39	
o-Xylene	ug/L	ND	0.50	0.34	05/11/22 12:39	
sec-Butylbenzene	ug/L	ND	0.50	0.40	05/11/22 12:39	
Styrene	ug/L	ND	0.50	0.29	05/11/22 12:39	
tert-Butylbenzene	ug/L	ND	0.50	0.32	05/11/22 12:39	
Tetrachloroethene	ug/L	ND	0.50	0.29	05/11/22 12:39	
Toluene	ug/L	ND	0.50	0.48	05/11/22 12:39	
trans-1,2-Dichloroethene	ug/L	ND	0.50	0.40	05/11/22 12:39	
trans-1,3-Dichloropropene	ug/L	ND	0.50	0.36	05/11/22 12:39	
Trichloroethene	ug/L	ND	0.50	0.38	05/11/22 12:39	
Trichlorofluoromethane	ug/L	ND	1.0	0.30	05/11/22 12:39	
Vinyl chloride	ug/L	ND	1.0	0.39	05/11/22 12:39	
1,2-Dichloroethane-d4 (S)	%	94	70-130		05/11/22 12:39	
4-Bromofluorobenzene (S)	%	98	70-130		05/11/22 12:39	
Toluene-d8 (S)	%	100	70-130		05/11/22 12:39	

LABORATORY CONTROL SAMPLE: 3641677

Parameter	Units	Spike Conc.	LCS Result	LCS % Rec	% Rec Limits	Qualifiers
1,1,1,2-Tetrachloroethane	ug/L	50	46.1	92	60-140	
1,1,1-Trichloroethane	ug/L	50	39.2	78	60-140	
1,1,2,2-Tetrachloroethane	ug/L	50	41.9	84	60-140	
1,1,2-Trichloroethane	ug/L	50	46.7	93	60-140	
1,1-Dichloroethane	ug/L	50	39.3	79	60-140	
1,1-Dichloroethene	ug/L	50	40.8	82	60-140	
1,1-Dichloropropene	ug/L	50	41.3	83	60-140	
1,2,3-Trichlorobenzene	ug/L	50	58.5	117	60-140	
1,2,3-Trichloropropane	ug/L	50	40.4	81	60-140	
1,2,4-Trichlorobenzene	ug/L	50	51.8	104	60-140	
1,2,4-Trimethylbenzene	ug/L	50	44.2	88	60-140	
1,2-Dibromo-3-chloropropane	ug/L	50	42.5	85	60-140	
1,2-Dibromoethane (EDB)	ug/L	50	45.0	90	60-140	
1,2-Dichlorobenzene	ug/L	50	48.2	96	60-140	
1,2-Dichloroethane	ug/L	50	38.5	77	60-140	
1,2-Dichloropropane	ug/L	50	43.5	87	60-140	

Results presented on this page are in the units indicated by the "Units" column except where an alternate unit is presented to the right of the result.

REPORT OF LABORATORY ANALYSIS

This report shall not be reproduced, except in full,
without the written consent of Pace Analytical Services, LLC.

Pace Analytical Services, LLC
9800 Kincey Ave. Suite 100
Huntersville, NC 28078
(704)875-9092

QUALITY CONTROL DATA

Project: 2020-L1-2448 INCIDENT
Pace Project No.: 92603700

LABORATORY CONTROL SAMPLE: 3641677

Parameter	Units	Spike Conc.	LCS Result	LCS % Rec	% Rec Limits	Qualifiers
1,3,5-Trimethylbenzene	ug/L	50	44.8	90	60-140	
1,3-Dichlorobenzene	ug/L	50	47.4	95	60-140	
1,3-Dichloropropane	ug/L	50	45.2	90	60-140	
1,4-Dichlorobenzene	ug/L	50	45.8	92	60-140	
2,2-Dichloropropane	ug/L	50	46.4	93	60-140	
2-Chlorotoluene	ug/L	50	43.8	88	60-140	
4-Chlorotoluene	ug/L	50	43.3	87	60-140	
Benzene	ug/L	50	41.0	82	60-140	
Bromobenzene	ug/L	50	46.4	93	60-140	
Bromochloromethane	ug/L	50	41.1	82	60-140	
Bromodichloromethane	ug/L	50	43.2	86	60-140	
Bromoform	ug/L	50	49.9	100	60-140	
Bromomethane	ug/L	50	40.8	82	60-140	
Carbon tetrachloride	ug/L	50	42.3	85	60-140	
Chlorobenzene	ug/L	50	46.5	93	60-140	
Chloroethane	ug/L	50	52.0	104	60-140	
Chloroform	ug/L	50	39.2	78	60-140	
Chloromethane	ug/L	50	44.4	89	60-140	
cis-1,2-Dichloroethene	ug/L	50	39.9	80	60-140	
cis-1,3-Dichloropropene	ug/L	50	45.0	90	60-140	
Dibromochloromethane	ug/L	50	45.1	90	60-140	
Dibromomethane	ug/L	50	48.3	97	60-140	
Dichlorodifluoromethane	ug/L	50	46.5	93	60-140	
Diisopropyl ether	ug/L	50	40.6	81	60-140	
Ethanol	ug/L	2000	1980	99	60-140	
Ethylbenzene	ug/L	50	46.2	92	60-140	
Hexachloro-1,3-butadiene	ug/L	50	54.0	108	60-140	
Isopropylbenzene (Cumene)	ug/L	50	45.6	91	60-140	
m&p-Xylene	ug/L	100	91.8	92	60-140	
Methyl-tert-butyl ether	ug/L	50	41.6	83	60-140	
Methylene Chloride	ug/L	50	45.3	91	60-140	
n-Butylbenzene	ug/L	50	44.6	89	60-140	
n-Propylbenzene	ug/L	50	45.3	91	60-140	
Naphthalene	ug/L	50	51.3	103	60-140	
o-Xylene	ug/L	50	46.1	92	60-140	
sec-Butylbenzene	ug/L	50	44.9	90	60-140	
Styrene	ug/L	50	47.9	96	60-140	
tert-Butylbenzene	ug/L	50	39.8	80	60-140	
Tetrachloroethene	ug/L	50	48.2	96	60-140	
Toluene	ug/L	50	50.3	101	60-140	
trans-1,2-Dichloroethene	ug/L	50	41.4	83	60-140	
trans-1,3-Dichloropropene	ug/L	50	45.2	90	60-140	
Trichloroethene	ug/L	50	47.0	94	60-140	
Trichlorofluoromethane	ug/L	50	48.1	96	60-140	
Vinyl chloride	ug/L	50	46.9	94	60-140	
1,2-Dichloroethane-d4 (S)	%			83	70-130	
4-Bromofluorobenzene (S)	%			100	70-130	

Results presented on this page are in the units indicated by the "Units" column except where an alternate unit is presented to the right of the result.

REPORT OF LABORATORY ANALYSIS

This report shall not be reproduced, except in full,
without the written consent of Pace Analytical Services, LLC.

Pace Analytical Services, LLC
9800 Kincey Ave. Suite 100
Huntersville, NC 28078
(704)875-9092

QUALITY CONTROL DATA

Project: 2020-L1-2448 INCIDENT
Pace Project No.: 92603700

LABORATORY CONTROL SAMPLE: 3641677

Parameter	Units	Spike Conc.	LCS Result	LCS % Rec	% Rec Limits	Qualifiers
Toluene-d8 (S)	%			98	70-130	

MATRIX SPIKE & MATRIX SPIKE DUPLICATE: 3641678 3641679

Parameter	Units	92603703001 Result	MS Spike Conc.	MSD Spike Conc.	MS Result	MSD Result	MS % Rec	MSD % Rec	% Rec Limits	RPD	Max RPD	Qual
1,1,1,2-Tetrachloroethane	ug/L	ND	20	20	19.2	19.3	96	97	60-140	0	30	
1,1,1-Trichloroethane	ug/L	ND	20	20	17.0	17.0	85	85	60-140	0	30	
1,1,2,2-Tetrachloroethane	ug/L	ND	20	20	17.2	17.9	86	89	60-140	4	30	
1,1,2-Trichloroethane	ug/L	ND	20	20	19.2	19.7	96	99	60-140	3	30	
1,1-Dichloroethane	ug/L	ND	20	20	16.5	17.1	82	85	60-140	4	30	
1,1-Dichloroethene	ug/L	ND	20	20	17.5	17.9	87	90	60-140	3	30	
1,1-Dichloropropene	ug/L	ND	20	20	17.4	17.5	87	87	60-140	1	30	
1,2,3-Trichlorobenzene	ug/L	ND	20	20	22.3	23.7	112	118	60-140	6	30	
1,2,3-Trichloropropane	ug/L	ND	20	20	18.1	18.1	90	91	60-140	0	30	
1,2,4-Trichlorobenzene	ug/L	ND	20	20	20.1	21.5	101	107	60-140	6	30	
1,2,4-Trimethylbenzene	ug/L	ND	20	20	18.2	18.7	91	94	60-140	3	30	
1,2-Dibromo-3-chloropropane	ug/L	ND	20	20	16.4	16.6	82	83	60-140	1	30	
1,2-Dibromoethane (EDB)	ug/L	ND	20	20	18.5	18.8	92	94	60-140	2	30	
1,2-Dichlorobenzene	ug/L	ND	20	20	18.9	19.6	95	98	60-140	4	30	
1,2-Dichloroethane	ug/L	ND	20	20	15.8	16.6	79	83	60-140	5	30	
1,2-Dichloropropane	ug/L	ND	20	20	18.2	18.9	91	95	60-140	4	30	
1,3,5-Trimethylbenzene	ug/L	ND	20	20	18.6	19.1	93	95	60-140	3	30	
1,3-Dichlorobenzene	ug/L	ND	20	20	18.6	19.6	93	98	60-140	5	30	
1,3-Dichloropropane	ug/L	ND	20	20	19.0	19.2	95	96	60-140	1	30	
1,4-Dichlorobenzene	ug/L	ND	20	20	18.2	18.5	91	92	60-140	1	30	
2,2-Dichloropropane	ug/L	ND	20	20	19.7	19.8	99	99	60-140	0	30	
2-Chlorotoluene	ug/L	ND	20	20	17.4	17.9	87	90	60-140	3	30	
4-Chlorotoluene	ug/L	ND	20	20	17.1	17.8	86	89	60-140	4	30	
Benzene	ug/L	ND	20	20	16.9	17.6	85	88	60-140	4	30	
Bromobenzene	ug/L	ND	20	20	18.3	19.2	91	96	60-140	5	30	
Bromochloromethane	ug/L	ND	20	20	17.1	17.7	85	89	60-140	4	30	
Bromodichloromethane	ug/L	ND	20	20	17.6	18.0	88	90	60-140	2	30	
Bromoform	ug/L	ND	20	20	19.1	19.1	96	95	60-140	0	30	
Bromomethane	ug/L	ND	20	20	17.3	18.5	87	93	60-140	7	30	
Carbon tetrachloride	ug/L	ND	20	20	18.0	18.8	90	94	60-140	4	30	
Chlorobenzene	ug/L	ND	20	20	18.8	19.6	94	98	60-140	5	30	
Chloroethane	ug/L	ND	20	20	22.3	23.1	111	115	60-140	3	30	
Chloroform	ug/L	ND	20	20	16.5	17.1	83	85	60-140	3	30	
Chloromethane	ug/L	ND	20	20	17.7	18.3	88	92	60-140	4	30	
cis-1,2-Dichloroethene	ug/L	ND	20	20	16.4	17.2	82	86	60-140	5	30	
cis-1,3-Dichloropropene	ug/L	ND	20	20	18.1	18.8	91	94	60-140	4	30	
Dibromochloromethane	ug/L	ND	20	20	18.3	18.3	91	91	60-140	0	30	
Dibromomethane	ug/L	ND	20	20	19.4	20.2	97	101	60-140	4	30	

Results presented on this page are in the units indicated by the "Units" column except where an alternate unit is presented to the right of the result.

REPORT OF LABORATORY ANALYSIS

This report shall not be reproduced, except in full,
without the written consent of Pace Analytical Services, LLC.

Pace Analytical Services, LLC
9800 Kincey Ave. Suite 100
Huntersville, NC 28078
(704)875-9092

QUALITY CONTROL DATA

Project: 2020-L1-2448 INCIDENT
Pace Project No.: 92603700

MATRIX SPIKE & MATRIX SPIKE DUPLICATE: 3641678 3641679

Parameter	Units	92603703001 Result	MS Spike Conc.	MSD Spike Conc.	MS Result	MSD Result	MS % Rec	MSD % Rec	% Rec Limits	RPD	Max RPD	Qual
Dichlorodifluoromethane	ug/L	ND	20	20	17.0	17.1	85	85	60-140	0	30	
Diisopropyl ether	ug/L	ND	20	20	16.1	16.9	80	85	60-140	5	30	
Ethanol	ug/L	ND	800	800	861	895	108	112	60-140	4	30	
Ethylbenzene	ug/L	ND	20	20	19.8	19.8	99	99	60-140	0	30	
Hexachloro-1,3-butadiene	ug/L	ND	20	20	23.0	23.6	115	118	60-140	3	30	
Isopropylbenzene (Cumene)	ug/L	ND	20	20	19.5	19.7	98	99	60-140	1	30	
m&p-Xylene	ug/L	ND	40	40	39.1	39.5	98	99	60-140	1	30	
Methyl-tert-butyl ether	ug/L	ND	20	20	16.6	16.9	83	84	60-140	2	30	
Methylene Chloride	ug/L	ND	20	20	18.2	18.7	91	93	60-140	3	30	
n-Butylbenzene	ug/L	ND	20	20	18.8	19.3	94	96	60-140	2	30	
n-Propylbenzene	ug/L	ND	20	20	18.6	19.3	93	97	60-140	4	30	
Naphthalene	ug/L	ND	20	20	18.7	20.0	93	100	60-140	7	30	
o-Xylene	ug/L	ND	20	20	19.5	19.4	98	97	60-140	1	30	
sec-Butylbenzene	ug/L	ND	20	20	19.3	20.3	97	101	60-140	5	30	
Styrene	ug/L	ND	20	20	19.1	19.0	96	95	60-140	1	30	
tert-Butylbenzene	ug/L	ND	20	20	16.4	16.8	82	84	60-140	2	30	
Tetrachloroethene	ug/L	ND	20	20	20.6	20.4	103	102	60-140	1	30	
Toluene	ug/L	ND	20	20	20.6	21.0	103	105	60-140	2	30	
trans-1,2-Dichloroethene	ug/L	ND	20	20	17.4	17.9	87	89	60-140	3	30	
trans-1,3-Dichloropropene	ug/L	ND	20	20	18.0	18.6	90	93	60-140	4	30	
Trichloroethene	ug/L	ND	20	20	19.9	20.5	100	102	60-140	3	30	
Trichlorofluoromethane	ug/L	ND	20	20	19.2	19.7	96	99	60-140	3	30	
Vinyl chloride	ug/L	ND	20	20	19.0	19.4	95	97	60-140	2	30	
1,2-Dichloroethane-d4 (S)	%						84	87	70-130			
4-Bromofluorobenzene (S)	%						101	100	70-130			
Toluene-d8 (S)	%						98	99	70-130			

Results presented on this page are in the units indicated by the "Units" column except where an alternate unit is presented to the right of the result.

REPORT OF LABORATORY ANALYSIS

This report shall not be reproduced, except in full,
without the written consent of Pace Analytical Services, LLC.

Pace Analytical Services, LLC
9800 Kincey Ave. Suite 100
Huntersville, NC 28078
(704)875-9092

QUALIFIERS

Project: 2020-L1-2448 INCIDENT
Pace Project No.: 92603700

DEFINITIONS

DF - Dilution Factor, if reported, represents the factor applied to the reported data due to dilution of the sample aliquot.

ND - Not Detected at or above adjusted reporting limit.

TNTC - Too Numerous To Count

J - Estimated concentration above the adjusted method detection limit and below the adjusted reporting limit.

MDL - Adjusted Method Detection Limit.

PQL - Practical Quantitation Limit.

RL - Reporting Limit - The lowest concentration value that meets project requirements for quantitative data with known precision and bias for a specific analyte in a specific matrix.

S - Surrogate

1,2-Diphenylhydrazine decomposes to and cannot be separated from Azobenzene using Method 8270. The result for each analyte is a combined concentration.

Consistent with EPA guidelines, unrounded data are displayed and have been used to calculate % recovery and RPD values.

LCS(D) - Laboratory Control Sample (Duplicate)

MS(D) - Matrix Spike (Duplicate)

DUP - Sample Duplicate

RPD - Relative Percent Difference

NC - Not Calculable.

SG - Silica Gel - Clean-Up

U - Indicates the compound was analyzed for, but not detected.

Acid preservation may not be appropriate for 2 Chloroethylvinyl ether.

A separate vial preserved to a pH of 4-5 is recommended in SW846 Chapter 4 for the analysis of Acrolein and Acrylonitrile by EPA Method 8260.

N-Nitrosodiphenylamine decomposes and cannot be separated from Diphenylamine using Method 8270. The result reported for each analyte is a combined concentration.

Reported results are not rounded until the final step prior to reporting. Therefore, calculated parameters that are typically reported as "Total" may vary slightly from the sum of the reported component parameters.

Pace Analytical is TNI accredited. Contact your Pace PM for the current list of accredited analytes.

TNI - The NELAC Institute.

ANALYTE QUALIFIERS

N2	The lab does not hold NELAC/TNI accreditation for this parameter but other accreditations/certifications may apply. A complete list of accreditations/certifications is available upon request.

REPORT OF LABORATORY ANALYSIS

This report shall not be reproduced, except in full,
without the written consent of Pace Analytical Services, LLC.

Pace Analytical Services, LLC
9800 Kincey Ave. Suite 100
Huntersville, NC 28078
(704)875-9092

QUALITY CONTROL DATA CROSS REFERENCE TABLE

Project: 2020-L1-2448 INCIDENT
Pace Project No.: 92603700

Lab ID	Sample ID	QC Batch Method	QC Batch	Analytical Method	Analytical Batch
92603700001	**13835_AC_RD20220510**	MADEP VPH	698185		
92603700001	**13835_AC_RD20220510**	EPA 3010A	702514	EPA 6020B	702632
92603700001	**13835_AC_RD20220510**	SM 6200B	697421		

This report shall not be reproduced, except in full,
without the written consent of Pace Analytical Services, LLC.

Pace Analytical

CHAIN-OF-CUSTODY Analytical Request Document

Chain-of-Custody is a LEGAL DOCUMENT - Complete all relevent fields

LAB USE ONLY- Affix Workorder/Login Label Here or List Pace Workorder Number
MTJL Log-

WO# : 92603700

92603700

ALL SHADED AREAS

Container Preservative Type **

** Preservative Types: (1) nitric acid, (2) sulfuric acid, (3) hydrochloric acid, (4) sodium hydroxide, (5) zinc acetate, (6) methanol, (7) sodium bisulfate, (8) sodium thiosulfate, (9) hexane, (A) ascorbic acid, (B) ammonium sulfate, (C) ammonium hydroxide, (D) TSP, (U) Unpreserved, (O) Other _____

Company: Apex Companies

Billing Information:

Address:

Report To: Andrew Street

Email To: andrew.street@apexcos.com

Copy To:

Site Collection Info/Address: 13835 Ashbury Chapel Rd

Customer Project Name/Number: 2020-L1-2448

State: NC County/City: Huntersville Time Zone Collected: [ ] PT [ ] MT [ ] CT [ ] ET

Phone:
Email:

Site/Facility ID #:

Compliance Monitoring? [ ] Yes [ ] No

Collected By (print): Vanessa Hunter

Purchase Order #:
Quote #:

DW PWS ID #:
DW Location Code:

Collected By (signature): [signature]

Turnaround Date Required: ASAP

Immediately Packed on Ice: [ ] Yes [ ] No

Sample Disposal:
[ ] Dispose as appropriate [ ] Return
[ ] Archive: _____
[ ] Hold: _____

Rush: [ ] Same Day [ ] Next Day [ ] 2 Day [ ] 3 Day [ ] 4 Day [ ] 5 Day (Expedite Charges Apply)

Field Filtered (if applicable): [ ] Yes [ ] No
Analysis: _____

* Matrix Codes (Insert in Matrix box below): Drinking Water (DW), Ground Water (GW), Wastewater (WW), Product (P), Soil/Solid (SL), Oil (OL), Wipe (WP), Air (AR), Tissue (TS), Bioassay (B), Vapor (V), Other (OT)

Analyses

Customer Sample ID	Matrix *	Comp / Grab	Collected (or Composite Start) Date	Collected (or Composite Start) Time	Composite End Date	Composite End Time	Res Cl	# of Ctns	VOCS 6200B	MADEP VPH	Lead
13835_AC_Rd_20220510	DW	G	5-10-22	1059	—	—	—	8	X	X	X

Lab Profile/Line:

Lab Sample Receipt Checklist:

Custody Seals Present/Intact	Y	N	NA
Custody Signatures Present	Y	N	NA
Collector Signature Present	Y	N	NA
Bottles Intact	Y	N	NA
Correct Bottles	Y	N	NA
Sufficient Volume	Y	N	NA
Samples Received on Ice	Y	N	NA
VOA - Headspace Acceptable	Y	N	NA
USDA Regulated Soils	Y	N	NA
Samples in Holding Time	Y	N	NA
Residual Chlorine Present	Y	N	NA
Cl Strips:			
Sample pH Acceptable	Y	N	NA
pH Strips: 223819AV			
Sulfide Present	Y	N	NA
Lead Acetate Strips:			

LAB USE ONLY:
Lab Sample # / Comments:

92603700
001

Customer Remarks / Special Conditions / Possible Hazards:

Type of Ice Used: Wet Blue Dry None

Packing Material Used: Bubble bags

Radchem sample(s) screened (<500 cpm): Y N NA

SHORT HOLDS PRESENT (<72 hours): Y N N/A

Lab Tracking #: 2696908

Samples received via: FEDEX UPS Client Courier Pace Courier

Lab Sample Temperature Info:
Temp Blank Received: Y N NA
Therm ID#: 92TD044
Cooler 1 Temp Upon Receipt: 1.6 oC
Cooler 1 Therm Corr. Factor: 0 oC
Cooler 1 Corrected Temp: 1.6 oC
Comments:

Relinquished by/Company: (Signature)	Date/Time:	Received by/Company: (Signature)	Date/Time:
[signature]	5/10/22 1220		
Relinquished by/Company: (Signature)	Date/Time:	Received by/Company: (Signature) DP/PACE/HVL 12:17pm	Date/Time:
Relinquished by/Company: (Signature)	Date/Time:	Received by/Company: (Signature)	Date/Time:

MTJL LAB USE ONLY
Table #:
Acctnum:
Template:
Prelogin:
PM:
PB:

Trip Blank Received: Y N NA
HCL MeOH TSP Other

Non Conformance(s): YES / NO

Page: _____ of: _____

Pace Analytical Services, LLC
9800 Kincey Ave. Suite 100
Huntersville, NC 28078
(704)875-9092

June 08, 2022

Andrew Street
Apex Companies - NC
5900 Northwoods Business Pkwy
Suite 5900-0
Charlotte, NC 28269

RE: Project: 2020-L1-2448 INCIDENT
Pace Project No.: 92603703

Dear Andrew Street:

Enclosed are the analytical results for sample(s) received by the laboratory on May 10, 2022. The results relate only to the samples included in this report. Results reported herein conform to the applicable TNI/NELAC Standards and the laboratory's Quality Manual, where applicable, unless otherwise noted in the body of the report.

The test results provided in this final report were generated by each of the following laboratories within the Pace Network:

- Pace Analytical Services - Asheville
- Pace Analytical Services - Charlotte

If you have any questions concerning this report, please feel free to contact me.

Sincerely,

Angela M. Baioni

Angela Baioni
angela.baioni@pacelabs.com
(704)875-9092
Project Manager

Enclosures

cc: J Culbreath, Colonial Pipeline Company
Naomi Fretz, APEX Companies, LLC
Robert Hughes, Colonial Pipeline
Jamie Moran, APEX Companies, LLC
Jeff Morrison, Colonial Pipeline Company
Tom Naumann, APEX Companies - NC
Joe Nicolette, Montrose-EPS
Kaitlyn Nootens, Apex Companies
Christopher Schultz, Apex Companies
Matt Teixeira, Apex Companies, LLC
Michael Verdon, Colonial Pipeline Company
JM Wyatt, Colonial Pipeline Company

REPORT OF LABORATORY ANALYSIS

This report shall not be reproduced, except in full,
without the written consent of Pace Analytical Services, LLC.

Pace Analytical Services, LLC
9800 Kincey Ave. Suite 100
Huntersville, NC 28078
(704)875-9092

CERTIFICATIONS

Project: 2020-L1-2448 INCIDENT
Pace Project No.: 92603703

Pace Analytical Services Charlotte

South Carolina Laboratory ID: 99006
9800 Kincey Ave. Ste 100, Huntersville, NC 28078
North Carolina Drinking Water Certification #: 37706
North Carolina Field Services Certification #: 5342
North Carolina Wastewater Certification #: 12
South Carolina Laboratory ID: 99006
South Carolina Certification #: 99006001
South Carolina Drinking Water Cert. #: 99006003
Florida/NELAP Certification #: E87627
Kentucky UST Certification #: 84
Louisiana DoH Drinking Water #: LA029
Virginia/VELAP Certification #: 460221

Pace Analytical Services Asheville

2225 Riverside Drive, Asheville, NC 28804
Florida/NELAP Certification #: E87648
North Carolina Drinking Water Certification #: 37712
North Carolina Wastewater Certification #: 40
South Carolina Laboratory ID: 99030
South Carolina Certification #: 99030001
Virginia/VELAP Certification #: 460222

This report shall not be reproduced, except in full,
without the written consent of Pace Analytical Services, LLC.

Pace Analytical Services, LLC
9800 Kincey Ave. Suite 100
Huntersville, NC 28078
(704)875-9092

SAMPLE SUMMARY

Project: 2020-L1-2448 INCIDENT
Pace Project No.: 92603703

Lab ID	Sample ID	Matrix	Date Collected	Date Received
92603703001	**14226_HC_RD_20220510**	Water	05/10/22 10:30	05/10/22 12:17

This report shall not be reproduced, except in full,
without the written consent of Pace Analytical Services, LLC.

Pace Analytical Services, LLC
9800 Kincey Ave. Suite 100
Huntersville, NC 28078
(704)875-9092

SAMPLE ANALYTE COUNT

Project: 2020-L1-2448 INCIDENT
Pace Project No.: 92603703

Lab ID	Sample ID	Method	Analysts	Analytes Reported	Laboratory
92603703001	**14226_HC_RD_20220510**	MADEP VPH	MAD	6	PASI-C
		EPA 6020B	CRW	1	PASI-A
		SM 6200B	SAS	64	PASI-C

PASI-A = Pace Analytical Services - Asheville
PASI-C = Pace Analytical Services - Charlotte

This report shall not be reproduced, except in full,
without the written consent of Pace Analytical Services, LLC.

Pace Analytical Services, LLC
9800 Kincey Ave. Suite 100
Huntersville, NC 28078
(704)875-9092

ANALYTICAL RESULTS

Project: 2020-L1-2448 INCIDENT
Pace Project No.: 92603703

Sample: 14226_HC_RD_20220510 **Lab ID: 92603703001** Collected: 05/10/22 10:30 Received: 05/10/22 12:17 Matrix: Water

Parameters	Results	Units	Report Limit	MDL	DF	Prepared	Analyzed	CAS No.	Qual
VPH NC Water	Analytical Method: MADEP VPH Pace Analytical Services - Charlotte								
Total VPH (C5-C12)	ND	ug/L	50.0	50.0	1		05/14/22 07:01		N2
Aliphatic (C05-C08)	ND	ug/L	50.0	50.0	1		05/14/22 07:01		N2
Aliphatic(C09-C12) Adjusted	ND	ug/L	50.0	50.0	1		05/14/22 07:01		N2
Aromatic (C09-C10)	ND	ug/L	50.0	50.0	1		05/14/22 07:01		N2
Surrogates									
4-Bromofluorobenzene (FID) (S)	107	%	70-130		1		05/14/22 07:01	460-00-4	
4-Bromofluorobenzene (PID) (S)	99	%	70-130		1		05/14/22 07:01	460-00-4	
6020 MET ICPMS	Analytical Method: EPA 6020B Preparation Method: EPA 3010A Pace Analytical Services - Asheville								
Lead	**0.30J**	ug/L	1.0	0.077	1	06/07/22 00:54	06/07/22 20:09	7439-92-1	
6200B MSV	Analytical Method: SM 6200B Pace Analytical Services - Charlotte								
Benzene	ND	ug/L	0.50	0.34	1		05/11/22 12:57	71-43-2	
Bromobenzene	ND	ug/L	0.50	0.29	1		05/11/22 12:57	108-86-1	
Bromochloromethane	ND	ug/L	0.50	0.47	1		05/11/22 12:57	74-97-5	
Bromodichloromethane	ND	ug/L	0.50	0.31	1		05/11/22 12:57	75-27-4	
Bromoform	ND	ug/L	0.50	0.34	1		05/11/22 12:57	75-25-2	
Bromomethane	ND	ug/L	5.0	1.7	1		05/11/22 12:57	74-83-9	
n-Butylbenzene	ND	ug/L	0.50	0.49	1		05/11/22 12:57	104-51-8	
sec-Butylbenzene	ND	ug/L	0.50	0.40	1		05/11/22 12:57	135-98-8	
tert-Butylbenzene	ND	ug/L	0.50	0.32	1		05/11/22 12:57	98-06-6	
Carbon tetrachloride	ND	ug/L	0.50	0.33	1		05/11/22 12:57	56-23-5	
Chlorobenzene	ND	ug/L	0.50	0.28	1		05/11/22 12:57	108-90-7	
Chloroethane	ND	ug/L	1.0	0.65	1		05/11/22 12:57	75-00-3	
Chloroform	ND	ug/L	0.50	0.43	1		05/11/22 12:57	67-66-3	
Chloromethane	ND	ug/L	1.0	0.54	1		05/11/22 12:57	74-87-3	
2-Chlorotoluene	ND	ug/L	0.50	0.32	1		05/11/22 12:57	95-49-8	
4-Chlorotoluene	ND	ug/L	0.50	0.32	1		05/11/22 12:57	106-43-4	
1,2-Dibromo-3-chloropropane	ND	ug/L	1.0	0.34	1		05/11/22 12:57	96-12-8	
Dibromochloromethane	ND	ug/L	0.50	0.36	1		05/11/22 12:57	124-48-1	
1,2-Dibromoethane (EDB)	ND	ug/L	0.50	0.27	1		05/11/22 12:57	106-93-4	
Dibromomethane	ND	ug/L	0.50	0.39	1		05/11/22 12:57	74-95-3	
1,2-Dichlorobenzene	ND	ug/L	0.50	0.34	1		05/11/22 12:57	95-50-1	
1,3-Dichlorobenzene	ND	ug/L	0.50	0.34	1		05/11/22 12:57	541-73-1	
1,4-Dichlorobenzene	ND	ug/L	0.50	0.33	1		05/11/22 12:57	106-46-7	
Dichlorodifluoromethane	ND	ug/L	0.50	0.35	1		05/11/22 12:57	75-71-8	
1,1-Dichloroethane	ND	ug/L	0.50	0.37	1		05/11/22 12:57	75-34-3	
1,2-Dichloroethane	ND	ug/L	0.50	0.32	1		05/11/22 12:57	107-06-2	
1,1-Dichloroethene	ND	ug/L	0.50	0.35	1		05/11/22 12:57	75-35-4	
cis-1,2-Dichloroethene	ND	ug/L	0.50	0.38	1		05/11/22 12:57	156-59-2	
trans-1,2-Dichloroethene	ND	ug/L	0.50	0.40	1		05/11/22 12:57	156-60-5	
1,2-Dichloropropane	ND	ug/L	0.50	0.36	1		05/11/22 12:57	78-87-5	
1,3-Dichloropropane	ND	ug/L	0.50	0.28	1		05/11/22 12:57	142-28-9	

REPORT OF LABORATORY ANALYSIS

This report shall not be reproduced, except in full,
without the written consent of Pace Analytical Services, LLC.

Pace Analytical Services, LLC
9800 Kincey Ave. Suite 100
Huntersville, NC 28078
(704)875-9092

ANALYTICAL RESULTS

Project: 2020-L1-2448 INCIDENT
Pace Project No.: 92603703

Sample: 14226_HC_RD_20220510 **Lab ID: 92603703001** Collected: 05/10/22 10:30 Received: 05/10/22 12:17 Matrix: Water

Parameters	Results	Units	Report Limit	MDL	DF	Prepared	Analyzed	CAS No.	Qual
6200B MSV	Analytical Method: SM 6200B Pace Analytical Services - Charlotte								
2,2-Dichloropropane	ND	ug/L	0.50	0.39	1		05/11/22 12:57	594-20-7	
1,1-Dichloropropene	ND	ug/L	0.50	0.43	1		05/11/22 12:57	563-58-6	
cis-1,3-Dichloropropene	ND	ug/L	0.50	0.36	1		05/11/22 12:57	10061-01-5	
trans-1,3-Dichloropropene	ND	ug/L	0.50	0.36	1		05/11/22 12:57	10061-02-6	
Diisopropyl ether	ND	ug/L	0.50	0.31	1		05/11/22 12:57	108-20-3	
Ethanol	ND	ug/L	200	72.2	1		05/11/22 12:57	64-17-5	
Ethylbenzene	ND	ug/L	0.50	0.30	1		05/11/22 12:57	100-41-4	
Hexachloro-1,3-butadiene	ND	ug/L	2.0	1.5	1		05/11/22 12:57	87-68-3	
Isopropylbenzene (Cumene)	ND	ug/L	0.50	0.33	1		05/11/22 12:57	98-82-8	
Methylene Chloride	ND	ug/L	2.0	2.0	1		05/11/22 12:57	75-09-2	
Methyl-tert-butyl ether	ND	ug/L	0.50	0.42	1		05/11/22 12:57	1634-04-4	
Naphthalene	ND	ug/L	2.0	0.64	1		05/11/22 12:57	91-20-3	
n-Propylbenzene	ND	ug/L	0.50	0.34	1		05/11/22 12:57	103-65-1	
Styrene	ND	ug/L	0.50	0.29	1		05/11/22 12:57	100-42-5	
1,1,1,2-Tetrachloroethane	ND	ug/L	0.50	0.31	1		05/11/22 12:57	630-20-6	
1,1,2,2-Tetrachloroethane	ND	ug/L	0.50	0.22	1		05/11/22 12:57	79-34-5	
Tetrachloroethene	ND	ug/L	0.50	0.29	1		05/11/22 12:57	127-18-4	
Toluene	ND	ug/L	0.50	0.48	1		05/11/22 12:57	108-88-3	
1,2,3-Trichlorobenzene	ND	ug/L	2.0	0.81	1		05/11/22 12:57	87-61-6	
1,2,4-Trichlorobenzene	ND	ug/L	2.0	0.64	1		05/11/22 12:57	120-82-1	
1,1,1-Trichloroethane	ND	ug/L	0.50	0.33	1		05/11/22 12:57	71-55-6	
1,1,2-Trichloroethane	ND	ug/L	0.50	0.32	1		05/11/22 12:57	79-00-5	
Trichloroethene	ND	ug/L	0.50	0.38	1		05/11/22 12:57	79-01-6	
Trichlorofluoromethane	ND	ug/L	1.0	0.30	1		05/11/22 12:57	75-69-4	
1,2,3-Trichloropropane	ND	ug/L	0.50	0.26	1		05/11/22 12:57	96-18-4	
1,2,4-Trimethylbenzene	ND	ug/L	0.50	0.50	1		05/11/22 12:57	95-63-6	
1,3,5-Trimethylbenzene	ND	ug/L	0.50	0.33	1		05/11/22 12:57	108-67-8	
Vinyl chloride	ND	ug/L	1.0	0.39	1		05/11/22 12:57	75-01-4	
m&p-Xylene	ND	ug/L	1.0	0.71	1		05/11/22 12:57	179601-23-1	
o-Xylene	ND	ug/L	0.50	0.34	1		05/11/22 12:57	95-47-6	
Surrogates									
1,2-Dichloroethane-d4 (S)	90	%	70-130		1		05/11/22 12:57	17060-07-0	
4-Bromofluorobenzene (S)	101	%	70-130		1		05/11/22 12:57	460-00-4	
Toluene-d8 (S)	100	%	70-130		1		05/11/22 12:57	2037-26-5	

REPORT OF LABORATORY ANALYSIS

This report shall not be reproduced, except in full,
without the written consent of Pace Analytical Services, LLC.

Pace Analytical Services, LLC
9800 Kincey Ave. Suite 100
Huntersville, NC 28078
(704)875-9092

QUALITY CONTROL DATA

Project: 2020-L1-2448 INCIDENT
Pace Project No.: 92603703

QC Batch: 698185
QC Batch Method: MADEP VPH
Analysis Method: MADEP VPH
Analysis Description: VPH NC Water
Laboratory: Pace Analytical Services - Charlotte
Associated Lab Samples: 92603703001

METHOD BLANK: 3645776 Matrix: Water
Associated Lab Samples: 92603703001

Parameter	Units	Blank Result	Reporting Limit	MDL	Analyzed	Qualifiers
Aliphatic (C05-C08)	ug/L	ND	50.0	50.0	05/13/22 21:22	N2
Aromatic (C09-C10)	ug/L	ND	50.0	50.0	05/13/22 21:22	N2
4-Bromofluorobenzene (FID) (S)	%	107	70-130		05/13/22 21:22	
4-Bromofluorobenzene (PID) (S)	%	105	70-130		05/13/22 21:22	

LABORATORY CONTROL SAMPLE & LCSD: 3645777 3645778

Parameter	Units	Spike Conc.	LCS Result	LCSD Result	LCS % Rec	LCSD % Rec	% Rec Limits	RPD	Max RPD	Qualifiers
Aliphatic (C05-C08)	ug/L	300	293	304	98	101	70-130	4	25	N2
Aromatic (C09-C10)	ug/L	100	103	107	103	107	70-130	4	25	N2
4-Bromofluorobenzene (FID) (S)	%				99	101	70-130			
4-Bromofluorobenzene (PID) (S)	%				100	101	70-130			

Results presented on this page are in the units indicated by the "Units" column except where an alternate unit is presented to the right of the result.

REPORT OF LABORATORY ANALYSIS

This report shall not be reproduced, except in full,
without the written consent of Pace Analytical Services, LLC.

Pace Analytical Services, LLC
9800 Kincey Ave. Suite 100
Huntersville, NC 28078
(704)875-9092

QUALITY CONTROL DATA

Project: 2020-L1-2448 INCIDENT
Pace Project No.: 92603703

QC Batch: 702514
QC Batch Method: EPA 3010A
Analysis Method: EPA 6020B
Analysis Description: 6020 MET
Laboratory: Pace Analytical Services - Asheville
Associated Lab Samples: 92603703001

METHOD BLANK: 3666281 Matrix: Water
Associated Lab Samples: 92603703001

Parameter	Units	Blank Result	Reporting Limit	MDL	Analyzed	Qualifiers
Lead	ug/L	ND	1.0	0.077	06/07/22 19:18	

LABORATORY CONTROL SAMPLE: 3666282

Parameter	Units	Spike Conc.	LCS Result	LCS % Rec	% Rec Limits	Qualifiers
Lead	ug/L	50	49.7	99	80-120	

MATRIX SPIKE & MATRIX SPIKE DUPLICATE: 3666283 3666284

Parameter	Units	92603677001 Result	MS Spike Conc.	MSD Spike Conc.	MS Result	MSD Result	MS % Rec	MSD % Rec	% Rec Limits	RPD	Max RPD	Qual
Lead	ug/L	16.4	50	50	65.2	65.5	98	98	75-125	1	20	

Results presented on this page are in the units indicated by the "Units" column except where an alternate unit is presented to the right of the result.

REPORT OF LABORATORY ANALYSIS

This report shall not be reproduced, except in full,
without the written consent of Pace Analytical Services, LLC.

Pace Analytical Services, LLC
9800 Kincey Ave. Suite 100
Huntersville, NC 28078
(704)875-9092

QUALITY CONTROL DATA

Project: 2020-L1-2448 INCIDENT
Pace Project No.: 92603703

QC Batch: 697421
QC Batch Method: SM 6200B
Analysis Method: SM 6200B
Analysis Description: 6200B MSV
Laboratory: Pace Analytical Services - Charlotte

Associated Lab Samples: 92603703001

METHOD BLANK: 3641676 Matrix: Water
Associated Lab Samples: 92603703001

Parameter	Units	Blank Result	Reporting Limit	MDL	Analyzed	Qualifiers
1,1,1,2-Tetrachloroethane	ug/L	ND	0.50	0.31	05/11/22 12:39	
1,1,1-Trichloroethane	ug/L	ND	0.50	0.33	05/11/22 12:39	
1,1,2,2-Tetrachloroethane	ug/L	ND	0.50	0.22	05/11/22 12:39	
1,1,2-Trichloroethane	ug/L	ND	0.50	0.32	05/11/22 12:39	
1,1-Dichloroethane	ug/L	ND	0.50	0.37	05/11/22 12:39	
1,1-Dichloroethene	ug/L	ND	0.50	0.35	05/11/22 12:39	
1,1-Dichloropropene	ug/L	ND	0.50	0.43	05/11/22 12:39	
1,2,3-Trichlorobenzene	ug/L	ND	2.0	0.81	05/11/22 12:39	
1,2,3-Trichloropropane	ug/L	ND	0.50	0.26	05/11/22 12:39	
1,2,4-Trichlorobenzene	ug/L	ND	2.0	0.64	05/11/22 12:39	
1,2,4-Trimethylbenzene	ug/L	ND	0.50	0.50	05/11/22 12:39	
1,2-Dibromo-3-chloropropane	ug/L	ND	1.0	0.34	05/11/22 12:39	
1,2-Dibromoethane (EDB)	ug/L	ND	0.50	0.27	05/11/22 12:39	
1,2-Dichlorobenzene	ug/L	ND	0.50	0.34	05/11/22 12:39	
1,2-Dichloroethane	ug/L	ND	0.50	0.32	05/11/22 12:39	
1,2-Dichloropropane	ug/L	ND	0.50	0.36	05/11/22 12:39	
1,3,5-Trimethylbenzene	ug/L	ND	0.50	0.33	05/11/22 12:39	
1,3-Dichlorobenzene	ug/L	ND	0.50	0.34	05/11/22 12:39	
1,3-Dichloropropane	ug/L	ND	0.50	0.28	05/11/22 12:39	
1,4-Dichlorobenzene	ug/L	ND	0.50	0.33	05/11/22 12:39	
2,2-Dichloropropane	ug/L	ND	0.50	0.39	05/11/22 12:39	
2-Chlorotoluene	ug/L	ND	0.50	0.32	05/11/22 12:39	
4-Chlorotoluene	ug/L	ND	0.50	0.32	05/11/22 12:39	
Benzene	ug/L	ND	0.50	0.34	05/11/22 12:39	
Bromobenzene	ug/L	ND	0.50	0.29	05/11/22 12:39	
Bromochloromethane	ug/L	ND	0.50	0.47	05/11/22 12:39	
Bromodichloromethane	ug/L	ND	0.50	0.31	05/11/22 12:39	
Bromoform	ug/L	ND	0.50	0.34	05/11/22 12:39	
Bromomethane	ug/L	ND	5.0	1.7	05/11/22 12:39	
Carbon tetrachloride	ug/L	ND	0.50	0.33	05/11/22 12:39	
Chlorobenzene	ug/L	ND	0.50	0.28	05/11/22 12:39	
Chloroethane	ug/L	ND	1.0	0.65	05/11/22 12:39	
Chloroform	ug/L	ND	0.50	0.43	05/11/22 12:39	
Chloromethane	ug/L	ND	1.0	0.54	05/11/22 12:39	
cis-1,2-Dichloroethene	ug/L	ND	0.50	0.38	05/11/22 12:39	
cis-1,3-Dichloropropene	ug/L	ND	0.50	0.36	05/11/22 12:39	
Dibromochloromethane	ug/L	ND	0.50	0.36	05/11/22 12:39	
Dibromomethane	ug/L	ND	0.50	0.39	05/11/22 12:39	
Dichlorodifluoromethane	ug/L	ND	0.50	0.35	05/11/22 12:39	
Diisopropyl ether	ug/L	ND	0.50	0.31	05/11/22 12:39	

Results presented on this page are in the units indicated by the "Units" column except where an alternate unit is presented to the right of the result.

REPORT OF LABORATORY ANALYSIS

This report shall not be reproduced, except in full,
without the written consent of Pace Analytical Services, LLC.

Pace Analytical Services, LLC
9800 Kincey Ave. Suite 100
Huntersville, NC 28078
(704)875-9092

QUALITY CONTROL DATA

Project: 2020-L1-2448 INCIDENT
Pace Project No.: 92603703

METHOD BLANK: 3641676 Matrix: Water
Associated Lab Samples: 92603703001

Parameter	Units	Blank Result	Reporting Limit	MDL	Analyzed	Qualifiers
Ethanol	ug/L	ND	200	72.2	05/11/22 12:39	
Ethylbenzene	ug/L	ND	0.50	0.30	05/11/22 12:39	
Hexachloro-1,3-butadiene	ug/L	ND	2.0	1.5	05/11/22 12:39	
Isopropylbenzene (Cumene)	ug/L	ND	0.50	0.33	05/11/22 12:39	
m&p-Xylene	ug/L	ND	1.0	0.71	05/11/22 12:39	
Methyl-tert-butyl ether	ug/L	ND	0.50	0.42	05/11/22 12:39	
Methylene Chloride	ug/L	ND	2.0	2.0	05/11/22 12:39	
n-Butylbenzene	ug/L	ND	0.50	0.49	05/11/22 12:39	
n-Propylbenzene	ug/L	ND	0.50	0.34	05/11/22 12:39	
Naphthalene	ug/L	ND	2.0	0.64	05/11/22 12:39	
o-Xylene	ug/L	ND	0.50	0.34	05/11/22 12:39	
sec-Butylbenzene	ug/L	ND	0.50	0.40	05/11/22 12:39	
Styrene	ug/L	ND	0.50	0.29	05/11/22 12:39	
tert-Butylbenzene	ug/L	ND	0.50	0.32	05/11/22 12:39	
Tetrachloroethene	ug/L	ND	0.50	0.29	05/11/22 12:39	
Toluene	ug/L	ND	0.50	0.48	05/11/22 12:39	
trans-1,2-Dichloroethene	ug/L	ND	0.50	0.40	05/11/22 12:39	
trans-1,3-Dichloropropene	ug/L	ND	0.50	0.36	05/11/22 12:39	
Trichloroethene	ug/L	ND	0.50	0.38	05/11/22 12:39	
Trichlorofluoromethane	ug/L	ND	1.0	0.30	05/11/22 12:39	
Vinyl chloride	ug/L	ND	1.0	0.39	05/11/22 12:39	
1,2-Dichloroethane-d4 (S)	%	94	70-130		05/11/22 12:39	
4-Bromofluorobenzene (S)	%	98	70-130		05/11/22 12:39	
Toluene-d8 (S)	%	100	70-130		05/11/22 12:39	

LABORATORY CONTROL SAMPLE: 3641677

Parameter	Units	Spike Conc.	LCS Result	LCS % Rec	% Rec Limits	Qualifiers
1,1,1,2-Tetrachloroethane	ug/L	50	46.1	92	60-140	
1,1,1-Trichloroethane	ug/L	50	39.2	78	60-140	
1,1,2,2-Tetrachloroethane	ug/L	50	41.9	84	60-140	
1,1,2-Trichloroethane	ug/L	50	46.7	93	60-140	
1,1-Dichloroethane	ug/L	50	39.3	79	60-140	
1,1-Dichloroethene	ug/L	50	40.8	82	60-140	
1,1-Dichloropropene	ug/L	50	41.3	83	60-140	
1,2,3-Trichlorobenzene	ug/L	50	58.5	117	60-140	
1,2,3-Trichloropropane	ug/L	50	40.4	81	60-140	
1,2,4-Trichlorobenzene	ug/L	50	51.8	104	60-140	
1,2,4-Trimethylbenzene	ug/L	50	44.2	88	60-140	
1,2-Dibromo-3-chloropropane	ug/L	50	42.5	85	60-140	
1,2-Dibromoethane (EDB)	ug/L	50	45.0	90	60-140	
1,2-Dichlorobenzene	ug/L	50	48.2	96	60-140	
1,2-Dichloroethane	ug/L	50	38.5	77	60-140	
1,2-Dichloropropane	ug/L	50	43.5	87	60-140	

Results presented on this page are in the units indicated by the "Units" column except where an alternate unit is presented to the right of the result.

REPORT OF LABORATORY ANALYSIS

This report shall not be reproduced, except in full,
without the written consent of Pace Analytical Services, LLC.

Pace Analytical Services, LLC
9800 Kincey Ave. Suite 100
Huntersville, NC 28078
(704)875-9092

QUALITY CONTROL DATA

Project: 2020-L1-2448 INCIDENT
Pace Project No.: 92603703

LABORATORY CONTROL SAMPLE: 3641677

Parameter	Units	Spike Conc.	LCS Result	LCS % Rec	% Rec Limits	Qualifiers
1,3,5-Trimethylbenzene	ug/L	50	44.8	90	60-140	
1,3-Dichlorobenzene	ug/L	50	47.4	95	60-140	
1,3-Dichloropropane	ug/L	50	45.2	90	60-140	
1,4-Dichlorobenzene	ug/L	50	45.8	92	60-140	
2,2-Dichloropropane	ug/L	50	46.4	93	60-140	
2-Chlorotoluene	ug/L	50	43.8	88	60-140	
4-Chlorotoluene	ug/L	50	43.3	87	60-140	
Benzene	ug/L	50	41.0	82	60-140	
Bromobenzene	ug/L	50	46.4	93	60-140	
Bromochloromethane	ug/L	50	41.1	82	60-140	
Bromodichloromethane	ug/L	50	43.2	86	60-140	
Bromoform	ug/L	50	49.9	100	60-140	
Bromomethane	ug/L	50	40.8	82	60-140	
Carbon tetrachloride	ug/L	50	42.3	85	60-140	
Chlorobenzene	ug/L	50	46.5	93	60-140	
Chloroethane	ug/L	50	52.0	104	60-140	
Chloroform	ug/L	50	39.2	78	60-140	
Chloromethane	ug/L	50	44.4	89	60-140	
cis-1,2-Dichloroethene	ug/L	50	39.9	80	60-140	
cis-1,3-Dichloropropene	ug/L	50	45.0	90	60-140	
Dibromochloromethane	ug/L	50	45.1	90	60-140	
Dibromomethane	ug/L	50	48.3	97	60-140	
Dichlorodifluoromethane	ug/L	50	46.5	93	60-140	
Diisopropyl ether	ug/L	50	40.6	81	60-140	
Ethanol	ug/L	2000	1980	99	60-140	
Ethylbenzene	ug/L	50	46.2	92	60-140	
Hexachloro-1,3-butadiene	ug/L	50	54.0	108	60-140	
Isopropylbenzene (Cumene)	ug/L	50	45.6	91	60-140	
m&p-Xylene	ug/L	100	91.8	92	60-140	
Methyl-tert-butyl ether	ug/L	50	41.6	83	60-140	
Methylene Chloride	ug/L	50	45.3	91	60-140	
n-Butylbenzene	ug/L	50	44.6	89	60-140	
n-Propylbenzene	ug/L	50	45.3	91	60-140	
Naphthalene	ug/L	50	51.3	103	60-140	
o-Xylene	ug/L	50	46.1	92	60-140	
sec-Butylbenzene	ug/L	50	44.9	90	60-140	
Styrene	ug/L	50	47.9	96	60-140	
tert-Butylbenzene	ug/L	50	39.8	80	60-140	
Tetrachloroethene	ug/L	50	48.2	96	60-140	
Toluene	ug/L	50	50.3	101	60-140	
trans-1,2-Dichloroethene	ug/L	50	41.4	83	60-140	
trans-1,3-Dichloropropene	ug/L	50	45.2	90	60-140	
Trichloroethene	ug/L	50	47.0	94	60-140	
Trichlorofluoromethane	ug/L	50	48.1	96	60-140	
Vinyl chloride	ug/L	50	46.9	94	60-140	
1,2-Dichloroethane-d4 (S)	%			83	70-130	
4-Bromofluorobenzene (S)	%			100	70-130	

Results presented on this page are in the units indicated by the "Units" column except where an alternate unit is presented to the right of the result.

REPORT OF LABORATORY ANALYSIS

This report shall not be reproduced, except in full,
without the written consent of Pace Analytical Services, LLC.

Pace Analytical Services, LLC
9800 Kincey Ave. Suite 100
Huntersville, NC 28078
(704)875-9092

QUALITY CONTROL DATA

Project: 2020-L1-2448 INCIDENT
Pace Project No.: 92603703

LABORATORY CONTROL SAMPLE: 3641677

Parameter	Units	Spike Conc.	LCS Result	LCS % Rec	% Rec Limits	Qualifiers
Toluene-d8 (S)	%			98	70-130	

MATRIX SPIKE & MATRIX SPIKE DUPLICATE: 3641678 3641679

Parameter	Units	92603703001 Result	MS Spike Conc.	MSD Spike Conc.	MS Result	MSD Result	MS % Rec	MSD % Rec	% Rec Limits	RPD	Max RPD	Qual
1,1,1,2-Tetrachloroethane	ug/L	ND	20	20	19.2	19.3	96	97	60-140	0	30	
1,1,1-Trichloroethane	ug/L	ND	20	20	17.0	17.0	85	85	60-140	0	30	
1,1,2,2-Tetrachloroethane	ug/L	ND	20	20	17.2	17.9	86	89	60-140	4	30	
1,1,2-Trichloroethane	ug/L	ND	20	20	19.2	19.7	96	99	60-140	3	30	
1,1-Dichloroethane	ug/L	ND	20	20	16.5	17.1	82	85	60-140	4	30	
1,1-Dichloroethene	ug/L	ND	20	20	17.5	17.9	87	90	60-140	3	30	
1,1-Dichloropropene	ug/L	ND	20	20	17.4	17.5	87	87	60-140	1	30	
1,2,3-Trichlorobenzene	ug/L	ND	20	20	22.3	23.7	112	118	60-140	6	30	
1,2,3-Trichloropropane	ug/L	ND	20	20	18.1	18.1	90	91	60-140	0	30	
1,2,4-Trichlorobenzene	ug/L	ND	20	20	20.1	21.5	101	107	60-140	6	30	
1,2,4-Trimethylbenzene	ug/L	ND	20	20	18.2	18.7	91	94	60-140	3	30	
1,2-Dibromo-3-chloropropane	ug/L	ND	20	20	16.4	16.6	82	83	60-140	1	30	
1,2-Dibromoethane (EDB)	ug/L	ND	20	20	18.5	18.8	92	94	60-140	2	30	
1,2-Dichlorobenzene	ug/L	ND	20	20	18.9	19.6	95	98	60-140	4	30	
1,2-Dichloroethane	ug/L	ND	20	20	15.8	16.6	79	83	60-140	5	30	
1,2-Dichloropropane	ug/L	ND	20	20	18.2	18.9	91	95	60-140	4	30	
1,3,5-Trimethylbenzene	ug/L	ND	20	20	18.6	19.1	93	95	60-140	3	30	
1,3-Dichlorobenzene	ug/L	ND	20	20	18.6	19.6	93	98	60-140	5	30	
1,3-Dichloropropane	ug/L	ND	20	20	19.0	19.2	95	96	60-140	1	30	
1,4-Dichlorobenzene	ug/L	ND	20	20	18.2	18.5	91	92	60-140	1	30	
2,2-Dichloropropane	ug/L	ND	20	20	19.7	19.8	99	99	60-140	0	30	
2-Chlorotoluene	ug/L	ND	20	20	17.4	17.9	87	90	60-140	3	30	
4-Chlorotoluene	ug/L	ND	20	20	17.1	17.8	86	89	60-140	4	30	
Benzene	ug/L	ND	20	20	16.9	17.6	85	88	60-140	4	30	
Bromobenzene	ug/L	ND	20	20	18.3	19.2	91	96	60-140	5	30	
Bromochloromethane	ug/L	ND	20	20	17.1	17.7	85	89	60-140	4	30	
Bromodichloromethane	ug/L	ND	20	20	17.6	18.0	88	90	60-140	2	30	
Bromoform	ug/L	ND	20	20	19.1	19.1	96	95	60-140	0	30	
Bromomethane	ug/L	ND	20	20	17.3	18.5	87	93	60-140	7	30	
Carbon tetrachloride	ug/L	ND	20	20	18.0	18.8	90	94	60-140	4	30	
Chlorobenzene	ug/L	ND	20	20	18.8	19.6	94	98	60-140	5	30	
Chloroethane	ug/L	ND	20	20	22.3	23.1	111	115	60-140	3	30	
Chloroform	ug/L	ND	20	20	16.5	17.1	83	85	60-140	3	30	
Chloromethane	ug/L	ND	20	20	17.7	18.3	88	92	60-140	4	30	
cis-1,2-Dichloroethene	ug/L	ND	20	20	16.4	17.2	82	86	60-140	5	30	
cis-1,3-Dichloropropene	ug/L	ND	20	20	18.1	18.8	91	94	60-140	4	30	
Dibromochloromethane	ug/L	ND	20	20	18.3	18.3	91	91	60-140	0	30	
Dibromomethane	ug/L	ND	20	20	19.4	20.2	97	101	60-140	4	30	

Results presented on this page are in the units indicated by the "Units" column except where an alternate unit is presented to the right of the result.

REPORT OF LABORATORY ANALYSIS

This report shall not be reproduced, except in full,
without the written consent of Pace Analytical Services, LLC.

Pace Analytical Services, LLC
9800 Kincey Ave. Suite 100
Huntersville, NC 28078
(704)875-9092

QUALITY CONTROL DATA

Project: 2020-L1-2448 INCIDENT
Pace Project No.: 92603703

MATRIX SPIKE & MATRIX SPIKE DUPLICATE: 3641678 3641679

Parameter	Units	92603703001 Result	MS Spike Conc.	MSD Spike Conc.	MS Result	MSD Result	MS % Rec	MSD % Rec	% Rec Limits	RPD	Max RPD	Qual
Dichlorodifluoromethane	ug/L	ND	20	20	17.0	17.1	85	85	60-140	0	30	
Diisopropyl ether	ug/L	ND	20	20	16.1	16.9	80	85	60-140	5	30	
Ethanol	ug/L	ND	800	800	861	895	108	112	60-140	4	30	
Ethylbenzene	ug/L	ND	20	20	19.8	19.8	99	99	60-140	0	30	
Hexachloro-1,3-butadiene	ug/L	ND	20	20	23.0	23.6	115	118	60-140	3	30	
Isopropylbenzene (Cumene)	ug/L	ND	20	20	19.5	19.7	98	99	60-140	1	30	
m&p-Xylene	ug/L	ND	40	40	39.1	39.5	98	99	60-140	1	30	
Methyl-tert-butyl ether	ug/L	ND	20	20	16.6	16.9	83	84	60-140	2	30	
Methylene Chloride	ug/L	ND	20	20	18.2	18.7	91	93	60-140	3	30	
n-Butylbenzene	ug/L	ND	20	20	18.8	19.3	94	96	60-140	2	30	
n-Propylbenzene	ug/L	ND	20	20	18.6	19.3	93	97	60-140	4	30	
Naphthalene	ug/L	ND	20	20	18.7	20.0	93	100	60-140	7	30	
o-Xylene	ug/L	ND	20	20	19.5	19.4	98	97	60-140	1	30	
sec-Butylbenzene	ug/L	ND	20	20	19.3	20.3	97	101	60-140	5	30	
Styrene	ug/L	ND	20	20	19.1	19.0	96	95	60-140	1	30	
tert-Butylbenzene	ug/L	ND	20	20	16.4	16.8	82	84	60-140	2	30	
Tetrachloroethene	ug/L	ND	20	20	20.6	20.4	103	102	60-140	1	30	
Toluene	ug/L	ND	20	20	20.6	21.0	103	105	60-140	2	30	
trans-1,2-Dichloroethene	ug/L	ND	20	20	17.4	17.9	87	89	60-140	3	30	
trans-1,3-Dichloropropene	ug/L	ND	20	20	18.0	18.6	90	93	60-140	4	30	
Trichloroethene	ug/L	ND	20	20	19.9	20.5	100	102	60-140	3	30	
Trichlorofluoromethane	ug/L	ND	20	20	19.2	19.7	96	99	60-140	3	30	
Vinyl chloride	ug/L	ND	20	20	19.0	19.4	95	97	60-140	2	30	
1,2-Dichloroethane-d4 (S)	%						84	87	70-130			
4-Bromofluorobenzene (S)	%						101	100	70-130			
Toluene-d8 (S)	%						98	99	70-130			

Results presented on this page are in the units indicated by the "Units" column except where an alternate unit is presented to the right of the result.

REPORT OF LABORATORY ANALYSIS

This report shall not be reproduced, except in full,
without the written consent of Pace Analytical Services, LLC.

Pace Analytical Services, LLC
9800 Kincey Ave. Suite 100
Huntersville, NC 28078
(704)875-9092

QUALIFIERS

Project: 2020-L1-2448 INCIDENT
Pace Project No.: 92603703

DEFINITIONS

DF - Dilution Factor, if reported, represents the factor applied to the reported data due to dilution of the sample aliquot.

ND - Not Detected at or above adjusted reporting limit.

TNTC - Too Numerous To Count

J - Estimated concentration above the adjusted method detection limit and below the adjusted reporting limit.

MDL - Adjusted Method Detection Limit.

PQL - Practical Quantitation Limit.

RL - Reporting Limit - The lowest concentration value that meets project requirements for quantitative data with known precision and bias for a specific analyte in a specific matrix.

S - Surrogate

1,2-Diphenylhydrazine decomposes to and cannot be separated from Azobenzene using Method 8270. The result for each analyte is a combined concentration.

Consistent with EPA guidelines, unrounded data are displayed and have been used to calculate % recovery and RPD values.

LCS(D) - Laboratory Control Sample (Duplicate)

MS(D) - Matrix Spike (Duplicate)

DUP - Sample Duplicate

RPD - Relative Percent Difference

NC - Not Calculable.

SG - Silica Gel - Clean-Up

U - Indicates the compound was analyzed for, but not detected.

Acid preservation may not be appropriate for 2 Chloroethylvinyl ether.

A separate vial preserved to a pH of 4-5 is recommended in SW846 Chapter 4 for the analysis of Acrolein and Acrylonitrile by EPA Method 8260.

N-Nitrosodiphenylamine decomposes and cannot be separated from Diphenylamine using Method 8270. The result reported for each analyte is a combined concentration.

Reported results are not rounded until the final step prior to reporting. Therefore, calculated parameters that are typically reported as "Total" may vary slightly from the sum of the reported component parameters.

Pace Analytical is TNI accredited. Contact your Pace PM for the current list of accredited analytes.

TNI - The NELAC Institute.

ANALYTE QUALIFIERS

N2	The lab does not hold NELAC/TNI accreditation for this parameter but other accreditations/certifications may apply. A complete list of accreditations/certifications is available upon request.

REPORT OF LABORATORY ANALYSIS

This report shall not be reproduced, except in full,
without the written consent of Pace Analytical Services, LLC.

Pace Analytical Services, LLC
9800 Kincey Ave. Suite 100
Huntersville, NC 28078
(704)875-9092

QUALITY CONTROL DATA CROSS REFERENCE TABLE

Project: 2020-L1-2448 INCIDENT
Pace Project No.: 92603703

Lab ID	Sample ID	QC Batch Method	QC Batch	Analytical Method	Analytical Batch
92603703001	**14226_HC_RD_20220510**	MADEP VPH	698185		
92603703001	**14226_HC_RD_20220510**	EPA 3010A	702514	EPA 6020B	702632
92603703001	**14226_HC_RD_20220510**	SM 6200B	697421		

This report shall not be reproduced, except in full,
without the written consent of Pace Analytical Services, LLC.

CHAIN-OF-CUSTODY Analytical Request Document

Pace Analytical

Chain-of-Custody is a LEGAL DOCUMENT - Complete all relevent fields

LAB USE ONLY- Affix Workorder/Login Label Here or List Pace Workorder Number or MTJL L

WO# : 92603703

ALL SHADED ARI

92603703

Company: Apex Companies	Billing Information:
Address:	
Report To: Andrew Street	Email To: andrew.street@apexcos.com
Copy To:	Site Collection Info/Address: 14226 Hunkersville Concord Rd
Customer Project Name/Number: 2020-4-2448	State: NC County/City: Hunkersville Time Zone Collected: [ ] PT [ ] MT [ ] CT [ ] ET
Phone: Email:	Site/Facility ID #: Compliance Monitoring? [ ] Yes [ ] No
Collected By (print): Vanessa Hunter	Purchase Order #: Quote #: DW PWS ID #: DW Location Code:
Collected By (signature):	Turnaround Date Required: ASAP Immediately Packed on Ice: [ ] Yes [ ] No
Sample Disposal: [ ] Dispose as appropriate [ ] Return [ ] Archive: [ ] Hold:	Rush: [ ] Same Day [ ] Next Day [ ] 2 Day [ ] 3 Day [ ] 4 Day [ ] 5 Day (Expedite Charges Apply) Field Filtered (if applicable): [ ] Yes [ ] No Analysis:

** Preservative Types: (1) nitric acid, (2) sulfuric acid, (3) hydrochloric acid, (4) [illegible], (5) sodium hydroxide, (6) methanol, (7) sodium bisulfate, (8) sodium thiosulfate, (9) hexane, (A) ascorbic acid, (B) ammonium sulfate, (C) ammonium hydroxide, (D) TSP, (U) Unpreserved, (O) Other _____

* Matrix Codes (Insert in Matrix box below): Drinking Water (DW), Ground Water (GW), Wastewater (WW), Product (P), Soil/Solid (SL), Oil (OL), Wipe (WP), Air (AR), Tissue (TS), Bioassay (B), Vapor (V), Other (OT)

Customer Sample ID	Matrix *	Comp / Grab	Collected (or Composite Start) Date	Collected (or Composite Start) Time	Composite End Date	Composite End Time	Res Cl	# of Ctns	Analyses: VOCs 624.1	MADEP VPH	Lead	Lab Profile/Line:
14226_HC_Rd_20220510	DW	G	5-10-22	1030	—	—	—	8	X	X	X	001

Lab Sample Receipt Checklist:

Custody Seals Present/Intact	Y	(N)	NA
Custody Signatures Present	Y	N	NA
Collector Signature Present	Y	N	NA
Bottles Intact	Y	N	NA
Correct Bottles	Y	N	NA
Sufficient Volume	Y	N	NA
Samples Received on Ice	(Y)	N	NA
VOA - Headspace Acceptable	(Y)	N	NA
USDA Regulated Soils	Y	N	(NA)
Samples in Holding Time	(Y)	N	NA
Residual Chlorine Present	Y	N	(NA)
Sample pH Acceptable	(Y)	N	NA
Sulfide Present	Y	N	(NA)

Cl Strips: _____

pH Strips: 223810AR

Lead Acetate Strips: _____

LAB USE ONLY:

Lab Sample # / Comments:

92603703

Customer Remarks / Special Conditions / Possible Hazards:	Type of Ice Used: (Wet) Blue Dry None	SHORT HOLDS PRESENT (<72 hours): Y (N) N/A	Lab Sample Temperature Info: Temp Blank Received: Y (N) NA	
	Packing Material Used: Bubble bag	Lab Tracking #: 2696907	Therm ID#: 92D064	
	Radchem sample(s) screened (<500 cpm): Y N (NA)	Samples received via: FEDEX UPS (Client) Courier Pace Courier	Cooler 1 Temp Upon Receipt: 1.6 oC	
			Cooler 1 Therm Corr. Factor: 0 oC	
			Cooler 1 Corrected Temp: 1.6 oC	
			Comments:	

Relinquished by/Company: (Signature)	Date/Time: 5/10/22 1220	Received by/Company: (Signature)	Date/Time:	MTJL LAB USE ONLY
Relinquished by/Company: (Signature)	Date/Time:	Received by/Company: (Signature) DP/PACE/HM 12:17 5/11/22	Date/Time:	Table #: Acctnum: Template: Prelogin: PM: PB:
Relinquished by/Company: (Signature)	Date/Time:	Received by/Company: (Signature)	Date/Time:	

Trip Blank Received: Y (N) NA

HCL MeOH TSP Other

Non Conformance(s): YES / (NO)

Page: of: _____

Pace Analytical®

Bottle Identification Form (BIF)	Page 1 of 1
Document No.: F-CAR-CS-043-Rev.01	Issuing Authority:

***Check mark top half of box if pH and/or dechlorination is verified and within the acceptance range for preservation samples.**

Exceptions: VOA, Coliform, TOC, Oil and Grease, DRO/8015 (water) DOC, LLHg

****Bottom half of box is to list number of bottles**

Project **WO# : 92603703**

PM: AMB Due Date: 05/17/22

CLIENT: 92-APEX MOOR

Matrix	Item#	BP4U-125 mL Plastic Unpreserved (N/A) (Cl-)	BP3U-250 mL Plastic Unpreserved (N/A)	BP2U-500 mL Plastic Unpreserved (N/A)	BP1U-1 liter Plastic Unpreserved (N/A).	BP4S-125 mL Plastic H2SO4 (pH < 2) (Cl-)	BP3N-250 mL plastic HNO3 (pH < 2)	BP4Z-125 mL Plastic ZN Acetate & NaOH (>9)	BP4B-125 mL Plastic NaOH (pH > 12) (Cl-)	WGFU-Wide-mouthed Glass jar Unpreserved	AG1U-1 liter Amber Unpreserved (N/A) (Cl-)	AG1H-1 liter Amber HCl (pH < 2)	AG3U-250 mL Amber Unpreserved (N/A) (Cl-)	AG1S-1 liter Amber H2SO4 (pH < 2)	AG3S-250 mL Amber H2SO4 (pH < 2)	AG3A(DG3A)-250 mL Amber NH4Cl (N/A)(Cl-)	DG9H-40 mL VOA HCl (N/A)	VG9T-40 mL VOA Na2S2O3 (N/A)	VG9U-40 mL VOA Unpreserved (N/A)	DG9P-40 mL VOA H3PO4 (N/A)	VOAM (3 vials per kit)-5035 kit (N/A)	V/GK (3 vials per kit)-VPH/Gas kit (N/A)	SP5T-125 mL Sterile Plastic (N/A – lab)	SP2T-250 mL Sterile Plastic (N/A – lab)		BP3A-250 mL Plastic (NH2)2SO4 (9.3-9.7)	AG0U-100 mL Amber Unpreserved vials (N/A)	VSGU-20 mL Scintillation vials (N/A)	DG9U-40 mL Amber Unpreserved vials (N/A)
	1						✓										✓													
	2																													
	3																													
	4																													
	5																													
	6																													
	7																													
	8																													
	9																													
	10																													
	11																													
	12																													

pH Adjustment Log for Preserved Samples

Sample ID	Type of Preservative	pH upon receipt	Date preservation adjusted	Time preservation adjusted	Amount of Preservative added	Lot #

Note: Whenever there is a discrepancy affecting North Carolina compliance samples, a copy of this form will be sent to the North Carolina DEHNR Certification Office (i.e. Out of hold, incorrect preservative, out of temp, incorrect containers.

Pace Analytical Services, LLC
9800 Kincey Ave. Suite 100
Huntersville, NC 28078
(704)875-9092

June 08, 2022

Andrew Street
Apex Companies - NC
5900 Northwoods Business Pkwy
Suite 5900-0
Charlotte, NC 28269

RE: Project: 2020-L1-2448
Pace Project No.: 92604789

Dear Andrew Street:

Enclosed are the analytical results for sample(s) received by the laboratory on May 17, 2022. The results relate only to the samples included in this report. Results reported herein conform to the applicable TNI/NELAC Standards and the laboratory's Quality Manual, where applicable, unless otherwise noted in the body of the report.

The test results provided in this final report were generated by each of the following laboratories within the Pace Network:

- Pace Analytical Services - Asheville
- Pace Analytical Services - Charlotte

If you have any questions concerning this report, please feel free to contact me.

Sincerely,

Angela M. Baioni

Angela Baioni
angela.baioni@pacelabs.com
(704)875-9092
Project Manager

Enclosures

cc: J Culbreath, Colonial Pipeline Company
Naomi Fretz, APEX Companies, LLC
Robert Hughes, Colonial Pipeline
Jamie Moran, APEX Companies, LLC
Jeff Morrison, Colonial Pipeline Company
Tom Naumann, APEX Companies - NC
Joe Nicolette, Montrose-EPS
Kaitlyn Nootens, Apex Companies
Christopher Schultz, Apex Companies
Matt Teixeira, Apex Companies, LLC
Michael Verdon, Colonial Pipeline Company
JM Wyatt, Colonial Pipeline Company

REPORT OF LABORATORY ANALYSIS

This report shall not be reproduced, except in full,
without the written consent of Pace Analytical Services, LLC.

Pace Analytical Services, LLC
9800 Kincey Ave. Suite 100
Huntersville, NC 28078
(704)875-9092

CERTIFICATIONS

Project: 2020-L1-2448
Pace Project No.: 92604789

Pace Analytical Services Charlotte

South Carolina Laboratory ID: 99006
9800 Kincey Ave. Ste 100, Huntersville, NC 28078
North Carolina Drinking Water Certification #: 37706
North Carolina Field Services Certification #: 5342
North Carolina Wastewater Certification #: 12
South Carolina Laboratory ID: 99006
South Carolina Certification #: 99006001
South Carolina Drinking Water Cert. #: 99006003
Florida/NELAP Certification #: E87627
Kentucky UST Certification #: 84
Louisiana DoH Drinking Water #: LA029
Virginia/VELAP Certification #: 460221

Pace Analytical Services Asheville

2225 Riverside Drive, Asheville, NC 28804
Florida/NELAP Certification #: E87648
North Carolina Drinking Water Certification #: 37712
North Carolina Wastewater Certification #: 40
South Carolina Laboratory ID: 99030
South Carolina Certification #: 99030001
Virginia/VELAP Certification #: 460222

This report shall not be reproduced, except in full,
without the written consent of Pace Analytical Services, LLC.

Pace Analytical Services, LLC
9800 Kincey Ave. Suite 100
Huntersville, NC 28078
(704)875-9092

SAMPLE SUMMARY

Project: 2020-L1-2448
Pace Project No.: 92604789

Lab ID	Sample ID	Matrix	Date Collected	Date Received
92604789001	**13835-AC-RD-20220517**	Water	05/17/22 11:02	05/17/22 11:47

This report shall not be reproduced, except in full,
without the written consent of Pace Analytical Services, LLC.

Pace Analytical Services, LLC
9800 Kincey Ave. Suite 100
Huntersville, NC 28078
(704)875-9092

SAMPLE ANALYTE COUNT

Project: 2020-L1-2448
Pace Project No.: 92604789

Lab ID	Sample ID	Method	Analysts	Analytes Reported	Laboratory
92604789001	**13835-AC-RD-20220517**	MADEP VPH	MAD	6	PASI-C
		EPA 6020B	CRW	1	PASI-A
		SM 6200B	SAS	64	PASI-C

PASI-A = Pace Analytical Services - Asheville
PASI-C = Pace Analytical Services - Charlotte

This report shall not be reproduced, except in full,
without the written consent of Pace Analytical Services, LLC.

Pace Analytical Services, LLC
9800 Kincey Ave. Suite 100
Huntersville, NC 28078
(704)875-9092

ANALYTICAL RESULTS

Project: 2020-L1-2448
Pace Project No.: 92604789

Sample: 13835-AC-RD-20220517 **Lab ID: 92604789001** Collected: 05/17/22 11:02 Received: 05/17/22 11:47 Matrix: Water

Parameters	Results	Units	Report Limit	MDL	DF	Prepared	Analyzed	CAS No.	Qual
VPH NC Water	Analytical Method: MADEP VPH Pace Analytical Services - Charlotte								
Total VPH (C5-C12)	ND	ug/L	50.0	50.0	1		05/18/22 18:55		N2
Aliphatic (C05-C08)	ND	ug/L	50.0	50.0	1		05/18/22 18:55		N2
Aliphatic(C09-C12) Adjusted	ND	ug/L	50.0	50.0	1		05/18/22 18:55		N2
Aromatic (C09-C10)	ND	ug/L	50.0	50.0	1		05/18/22 18:55		N2
Surrogates									
4-Bromofluorobenzene (FID) (S)	105	%	70-130		1		05/18/22 18:55	460-00-4	
4-Bromofluorobenzene (PID) (S)	87	%	70-130		1		05/18/22 18:55	460-00-4	
6020 MET ICPMS	Analytical Method: EPA 6020B Preparation Method: EPA 3010A Pace Analytical Services - Asheville								
Lead	**0.60J**	ug/L	1.0	0.077	1	06/07/22 00:54	06/07/22 20:13	7439-92-1	
6200B MSV	Analytical Method: SM 6200B Pace Analytical Services - Charlotte								
Benzene	ND	ug/L	0.50	0.34	1		05/18/22 01:55	71-43-2	
Bromobenzene	ND	ug/L	0.50	0.29	1		05/18/22 01:55	108-86-1	
Bromochloromethane	ND	ug/L	0.50	0.47	1		05/18/22 01:55	74-97-5	
Bromodichloromethane	ND	ug/L	0.50	0.31	1		05/18/22 01:55	75-27-4	
Bromoform	ND	ug/L	0.50	0.34	1		05/18/22 01:55	75-25-2	
Bromomethane	ND	ug/L	5.0	1.7	1		05/18/22 01:55	74-83-9	
n-Butylbenzene	ND	ug/L	0.50	0.49	1		05/18/22 01:55	104-51-8	
sec-Butylbenzene	ND	ug/L	0.50	0.40	1		05/18/22 01:55	135-98-8	
tert-Butylbenzene	ND	ug/L	0.50	0.32	1		05/18/22 01:55	98-06-6	
Carbon tetrachloride	ND	ug/L	0.50	0.33	1		05/18/22 01:55	56-23-5	
Chlorobenzene	ND	ug/L	0.50	0.28	1		05/18/22 01:55	108-90-7	
Chloroethane	ND	ug/L	1.0	0.65	1		05/18/22 01:55	75-00-3	
Chloroform	ND	ug/L	0.50	0.43	1		05/18/22 01:55	67-66-3	
Chloromethane	ND	ug/L	1.0	0.54	1		05/18/22 01:55	74-87-3	
2-Chlorotoluene	ND	ug/L	0.50	0.32	1		05/18/22 01:55	95-49-8	
4-Chlorotoluene	ND	ug/L	0.50	0.32	1		05/18/22 01:55	106-43-4	
1,2-Dibromo-3-chloropropane	ND	ug/L	1.0	0.34	1		05/18/22 01:55	96-12-8	
Dibromochloromethane	ND	ug/L	0.50	0.36	1		05/18/22 01:55	124-48-1	
1,2-Dibromoethane (EDB)	ND	ug/L	0.50	0.27	1		05/18/22 01:55	106-93-4	
Dibromomethane	ND	ug/L	0.50	0.39	1		05/18/22 01:55	74-95-3	
1,2-Dichlorobenzene	ND	ug/L	0.50	0.34	1		05/18/22 01:55	95-50-1	
1,3-Dichlorobenzene	ND	ug/L	0.50	0.34	1		05/18/22 01:55	541-73-1	
1,4-Dichlorobenzene	ND	ug/L	0.50	0.33	1		05/18/22 01:55	106-46-7	
Dichlorodifluoromethane	ND	ug/L	0.50	0.35	1		05/18/22 01:55	75-71-8	
1,1-Dichloroethane	ND	ug/L	0.50	0.37	1		05/18/22 01:55	75-34-3	
1,2-Dichloroethane	ND	ug/L	0.50	0.32	1		05/18/22 01:55	107-06-2	
1,1-Dichloroethene	ND	ug/L	0.50	0.35	1		05/18/22 01:55	75-35-4	
cis-1,2-Dichloroethene	ND	ug/L	0.50	0.38	1		05/18/22 01:55	156-59-2	
trans-1,2-Dichloroethene	ND	ug/L	0.50	0.40	1		05/18/22 01:55	156-60-5	
1,2-Dichloropropane	ND	ug/L	0.50	0.36	1		05/18/22 01:55	78-87-5	
1,3-Dichloropropane	ND	ug/L	0.50	0.28	1		05/18/22 01:55	142-28-9	

REPORT OF LABORATORY ANALYSIS

This report shall not be reproduced, except in full,
without the written consent of Pace Analytical Services, LLC.

Pace Analytical Services, LLC
9800 Kincey Ave. Suite 100
Huntersville, NC 28078
(704)875-9092

ANALYTICAL RESULTS

Project: 2020-L1-2448
Pace Project No.: 92604789

Sample: 13835-AC-RD-20220517 **Lab ID: 92604789001** Collected: 05/17/22 11:02 Received: 05/17/22 11:47 Matrix: Water

Parameters	Results	Units	Report Limit	MDL	DF	Prepared	Analyzed	CAS No.	Qual
6200B MSV	Analytical Method: SM 6200B Pace Analytical Services - Charlotte								
2,2-Dichloropropane	ND	ug/L	0.50	0.39	1		05/18/22 01:55	594-20-7	
1,1-Dichloropropene	ND	ug/L	0.50	0.43	1		05/18/22 01:55	563-58-6	
cis-1,3-Dichloropropene	ND	ug/L	0.50	0.36	1		05/18/22 01:55	10061-01-5	
trans-1,3-Dichloropropene	ND	ug/L	0.50	0.36	1		05/18/22 01:55	10061-02-6	
Diisopropyl ether	ND	ug/L	0.50	0.31	1		05/18/22 01:55	108-20-3	
Ethanol	ND	ug/L	200	72.2	1		05/18/22 01:55	64-17-5	
Ethylbenzene	ND	ug/L	0.50	0.30	1		05/18/22 01:55	100-41-4	
Hexachloro-1,3-butadiene	ND	ug/L	2.0	1.5	1		05/18/22 01:55	87-68-3	
Isopropylbenzene (Cumene)	ND	ug/L	0.50	0.33	1		05/18/22 01:55	98-82-8	
Methylene Chloride	ND	ug/L	2.0	2.0	1		05/18/22 01:55	75-09-2	
Methyl-tert-butyl ether	ND	ug/L	0.50	0.42	1		05/18/22 01:55	1634-04-4	
Naphthalene	ND	ug/L	2.0	0.64	1		05/18/22 01:55	91-20-3	
n-Propylbenzene	ND	ug/L	0.50	0.34	1		05/18/22 01:55	103-65-1	
Styrene	ND	ug/L	0.50	0.29	1		05/18/22 01:55	100-42-5	
1,1,1,2-Tetrachloroethane	ND	ug/L	0.50	0.31	1		05/18/22 01:55	630-20-6	
1,1,2,2-Tetrachloroethane	ND	ug/L	0.50	0.22	1		05/18/22 01:55	79-34-5	
Tetrachloroethene	ND	ug/L	0.50	0.29	1		05/18/22 01:55	127-18-4	
Toluene	ND	ug/L	0.50	0.48	1		05/18/22 01:55	108-88-3	
1,2,3-Trichlorobenzene	ND	ug/L	2.0	0.81	1		05/18/22 01:55	87-61-6	
1,2,4-Trichlorobenzene	ND	ug/L	2.0	0.64	1		05/18/22 01:55	120-82-1	
1,1,1-Trichloroethane	ND	ug/L	0.50	0.33	1		05/18/22 01:55	71-55-6	
1,1,2-Trichloroethane	ND	ug/L	0.50	0.32	1		05/18/22 01:55	79-00-5	
Trichloroethene	ND	ug/L	0.50	0.38	1		05/18/22 01:55	79-01-6	
Trichlorofluoromethane	ND	ug/L	1.0	0.30	1		05/18/22 01:55	75-69-4	
1,2,3-Trichloropropane	ND	ug/L	0.50	0.26	1		05/18/22 01:55	96-18-4	
1,2,4-Trimethylbenzene	ND	ug/L	0.50	0.50	1		05/18/22 01:55	95-63-6	
1,3,5-Trimethylbenzene	ND	ug/L	0.50	0.33	1		05/18/22 01:55	108-67-8	
Vinyl chloride	ND	ug/L	1.0	0.39	1		05/18/22 01:55	75-01-4	
m&p-Xylene	ND	ug/L	1.0	0.71	1		05/18/22 01:55	179601-23-1	
o-Xylene	ND	ug/L	0.50	0.34	1		05/18/22 01:55	95-47-6	
Surrogates									
1,2-Dichloroethane-d4 (S)	101	%	70-130		1		05/18/22 01:55	17060-07-0	
4-Bromofluorobenzene (S)	102	%	70-130		1		05/18/22 01:55	460-00-4	
Toluene-d8 (S)	101	%	70-130		1		05/18/22 01:55	2037-26-5	

REPORT OF LABORATORY ANALYSIS

This report shall not be reproduced, except in full,
without the written consent of Pace Analytical Services, LLC.

Pace Analytical Services, LLC
9800 Kincey Ave. Suite 100
Huntersville, NC 28078
(704)875-9092

QUALITY CONTROL DATA

Project: 2020-L1-2448
Pace Project No.: 92604789

QC Batch: 699085
QC Batch Method: MADEP VPH
Analysis Method: MADEP VPH
Analysis Description: VPH NC Water
Laboratory: Pace Analytical Services - Charlotte
Associated Lab Samples: 92604789001

METHOD BLANK: 3649785 Matrix: Water
Associated Lab Samples: 92604789001

Parameter	Units	Blank Result	Reporting Limit	MDL	Analyzed	Qualifiers
Aliphatic (C05-C08)	ug/L	ND	50.0	50.0	05/18/22 16:02	N2
Aromatic (C09-C10)	ug/L	ND	50.0	50.0	05/18/22 16:02	N2
4-Bromofluorobenzene (FID) (S)	%	97	70-130		05/18/22 16:02	
4-Bromofluorobenzene (PID) (S)	%	81	70-130		05/18/22 16:02	

LABORATORY CONTROL SAMPLE & LCSD: 3649786 3649787

Parameter	Units	Spike Conc.	LCS Result	LCSD Result	LCS % Rec	LCSD % Rec	% Rec Limits	RPD	Max RPD	Qualifiers
Aliphatic (C05-C08)	ug/L	300	318	288	106	96	70-130	10	25	N2
Aromatic (C09-C10)	ug/L	100	91.4	91.0	91	91	70-130	0	25	N2
4-Bromofluorobenzene (FID) (S)	%				105	108	70-130			
4-Bromofluorobenzene (PID) (S)	%				87	89	70-130			

Results presented on this page are in the units indicated by the "Units" column except where an alternate unit is presented to the right of the result.

REPORT OF LABORATORY ANALYSIS

This report shall not be reproduced, except in full,
without the written consent of Pace Analytical Services, LLC.

Pace Analytical Services, LLC
9800 Kincey Ave. Suite 100
Huntersville, NC 28078
(704)875-9092

QUALITY CONTROL DATA

Project: 2020-L1-2448
Pace Project No.: 92604789

QC Batch: 702514
QC Batch Method: EPA 3010A
Analysis Method: EPA 6020B
Analysis Description: 6020 MET
Laboratory: Pace Analytical Services - Asheville
Associated Lab Samples: 92604789001

METHOD BLANK: 3666281 Matrix: Water
Associated Lab Samples: 92604789001

Parameter	Units	Blank Result	Reporting Limit	MDL	Analyzed	Qualifiers
Lead	ug/L	ND	1.0	0.077	06/07/22 19:18	

LABORATORY CONTROL SAMPLE: 3666282

Parameter	Units	Spike Conc.	LCS Result	LCS % Rec	% Rec Limits	Qualifiers
Lead	ug/L	50	49.7	99	80-120	

MATRIX SPIKE & MATRIX SPIKE DUPLICATE: 3666283 3666284

Parameter	Units	92603677001 Result	MS Spike Conc.	MSD Spike Conc.	MS Result	MSD Result	MS % Rec	MSD % Rec	% Rec Limits	RPD	Max RPD	Qual
Lead	ug/L	16.4	50	50	65.2	65.5	98	98	75-125	1	20	

Results presented on this page are in the units indicated by the "Units" column except where an alternate unit is presented to the right of the result.

REPORT OF LABORATORY ANALYSIS

This report shall not be reproduced, except in full,
without the written consent of Pace Analytical Services, LLC.

Pace Analytical Services, LLC
9800 Kincey Ave. Suite 100
Huntersville, NC 28078
(704)875-9092

QUALITY CONTROL DATA

Project: 2020-L1-2448
Pace Project No.: 92604789

QC Batch: 698783
QC Batch Method: SM 6200B
Analysis Method: SM 6200B
Analysis Description: 6200B MSV
Laboratory: Pace Analytical Services - Charlotte

Associated Lab Samples: 92604789001

METHOD BLANK: 3648159 Matrix: Water
Associated Lab Samples: 92604789001

Parameter	Units	Blank Result	Reporting Limit	MDL	Analyzed	Qualifiers
1,1,1,2-Tetrachloroethane	ug/L	ND	0.50	0.31	05/17/22 23:47	
1,1,1-Trichloroethane	ug/L	ND	0.50	0.33	05/17/22 23:47	
1,1,2,2-Tetrachloroethane	ug/L	ND	0.50	0.22	05/17/22 23:47	
1,1,2-Trichloroethane	ug/L	ND	0.50	0.32	05/17/22 23:47	
1,1-Dichloroethane	ug/L	ND	0.50	0.37	05/17/22 23:47	
1,1-Dichloroethene	ug/L	ND	0.50	0.35	05/17/22 23:47	
1,1-Dichloropropene	ug/L	ND	0.50	0.43	05/17/22 23:47	
1,2,3-Trichlorobenzene	ug/L	ND	2.0	0.81	05/17/22 23:47	
1,2,3-Trichloropropane	ug/L	ND	0.50	0.26	05/17/22 23:47	
1,2,4-Trichlorobenzene	ug/L	ND	2.0	0.64	05/17/22 23:47	
1,2,4-Trimethylbenzene	ug/L	ND	0.50	0.50	05/17/22 23:47	
1,2-Dibromo-3-chloropropane	ug/L	ND	1.0	0.34	05/17/22 23:47	
1,2-Dibromoethane (EDB)	ug/L	ND	0.50	0.27	05/17/22 23:47	
1,2-Dichlorobenzene	ug/L	ND	0.50	0.34	05/17/22 23:47	
1,2-Dichloroethane	ug/L	ND	0.50	0.32	05/17/22 23:47	
1,2-Dichloropropane	ug/L	ND	0.50	0.36	05/17/22 23:47	
1,3,5-Trimethylbenzene	ug/L	ND	0.50	0.33	05/17/22 23:47	
1,3-Dichlorobenzene	ug/L	ND	0.50	0.34	05/17/22 23:47	
1,3-Dichloropropane	ug/L	ND	0.50	0.28	05/17/22 23:47	
1,4-Dichlorobenzene	ug/L	ND	0.50	0.33	05/17/22 23:47	
2,2-Dichloropropane	ug/L	ND	0.50	0.39	05/17/22 23:47	
2-Chlorotoluene	ug/L	ND	0.50	0.32	05/17/22 23:47	
4-Chlorotoluene	ug/L	ND	0.50	0.32	05/17/22 23:47	
Benzene	ug/L	ND	0.50	0.34	05/17/22 23:47	
Bromobenzene	ug/L	ND	0.50	0.29	05/17/22 23:47	
Bromochloromethane	ug/L	ND	0.50	0.47	05/17/22 23:47	
Bromodichloromethane	ug/L	ND	0.50	0.31	05/17/22 23:47	
Bromoform	ug/L	ND	0.50	0.34	05/17/22 23:47	
Bromomethane	ug/L	ND	5.0	1.7	05/17/22 23:47	
Carbon tetrachloride	ug/L	ND	0.50	0.33	05/17/22 23:47	
Chlorobenzene	ug/L	ND	0.50	0.28	05/17/22 23:47	
Chloroethane	ug/L	ND	1.0	0.65	05/17/22 23:47	
Chloroform	ug/L	ND	0.50	0.43	05/17/22 23:47	
Chloromethane	ug/L	ND	1.0	0.54	05/17/22 23:47	
cis-1,2-Dichloroethene	ug/L	ND	0.50	0.38	05/17/22 23:47	
cis-1,3-Dichloropropene	ug/L	ND	0.50	0.36	05/17/22 23:47	
Dibromochloromethane	ug/L	ND	0.50	0.36	05/17/22 23:47	
Dibromomethane	ug/L	ND	0.50	0.39	05/17/22 23:47	
Dichlorodifluoromethane	ug/L	ND	0.50	0.35	05/17/22 23:47	
Diisopropyl ether	ug/L	ND	0.50	0.31	05/17/22 23:47	

Results presented on this page are in the units indicated by the "Units" column except where an alternate unit is presented to the right of the result.

REPORT OF LABORATORY ANALYSIS

This report shall not be reproduced, except in full,
without the written consent of Pace Analytical Services, LLC.

Pace Analytical Services, LLC
9800 Kincey Ave. Suite 100
Huntersville, NC 28078
(704)875-9092

QUALITY CONTROL DATA

Project: 2020-L1-2448
Pace Project No.: 92604789

METHOD BLANK: 3648159 Matrix: Water
Associated Lab Samples: 92604789001

Parameter	Units	Blank Result	Reporting Limit	MDL	Analyzed	Qualifiers
Ethanol	ug/L	ND	200	72.2	05/17/22 23:47	
Ethylbenzene	ug/L	ND	0.50	0.30	05/17/22 23:47	
Hexachloro-1,3-butadiene	ug/L	ND	2.0	1.5	05/17/22 23:47	
Isopropylbenzene (Cumene)	ug/L	ND	0.50	0.33	05/17/22 23:47	
m&p-Xylene	ug/L	ND	1.0	0.71	05/17/22 23:47	
Methyl-tert-butyl ether	ug/L	ND	0.50	0.42	05/17/22 23:47	
Methylene Chloride	ug/L	ND	2.0	2.0	05/17/22 23:47	
n-Butylbenzene	ug/L	ND	0.50	0.49	05/17/22 23:47	
n-Propylbenzene	ug/L	ND	0.50	0.34	05/17/22 23:47	
Naphthalene	ug/L	ND	2.0	0.64	05/17/22 23:47	
o-Xylene	ug/L	ND	0.50	0.34	05/17/22 23:47	
sec-Butylbenzene	ug/L	ND	0.50	0.40	05/17/22 23:47	
Styrene	ug/L	ND	0.50	0.29	05/17/22 23:47	
tert-Butylbenzene	ug/L	ND	0.50	0.32	05/17/22 23:47	
Tetrachloroethene	ug/L	ND	0.50	0.29	05/17/22 23:47	
Toluene	ug/L	ND	0.50	0.48	05/17/22 23:47	
trans-1,2-Dichloroethene	ug/L	ND	0.50	0.40	05/17/22 23:47	
trans-1,3-Dichloropropene	ug/L	ND	0.50	0.36	05/17/22 23:47	
Trichloroethene	ug/L	ND	0.50	0.38	05/17/22 23:47	
Trichlorofluoromethane	ug/L	ND	1.0	0.30	05/17/22 23:47	
Vinyl chloride	ug/L	ND	1.0	0.39	05/17/22 23:47	
1,2-Dichloroethane-d4 (S)	%	96	70-130		05/17/22 23:47	
4-Bromofluorobenzene (S)	%	101	70-130		05/17/22 23:47	
Toluene-d8 (S)	%	103	70-130		05/17/22 23:47	

LABORATORY CONTROL SAMPLE: 3648160

Parameter	Units	Spike Conc.	LCS Result	LCS % Rec	% Rec Limits	Qualifiers
1,1,1,2-Tetrachloroethane	ug/L	50	45.5	91	60-140	
1,1,1-Trichloroethane	ug/L	50	36.8	74	60-140	
1,1,2,2-Tetrachloroethane	ug/L	50	42.0	84	60-140	
1,1,2-Trichloroethane	ug/L	50	46.6	93	60-140	
1,1-Dichloroethane	ug/L	50	36.5	73	60-140	
1,1-Dichloroethene	ug/L	50	37.4	75	60-140	
1,1-Dichloropropene	ug/L	50	37.9	76	60-140	
1,2,3-Trichlorobenzene	ug/L	50	57.9	116	60-140	
1,2,3-Trichloropropane	ug/L	50	41.9	84	60-140	
1,2,4-Trichlorobenzene	ug/L	50	51.2	102	60-140	
1,2,4-Trimethylbenzene	ug/L	50	43.0	86	60-140	
1,2-Dibromo-3-chloropropane	ug/L	50	42.1	84	60-140	
1,2-Dibromoethane (EDB)	ug/L	50	44.5	89	60-140	
1,2-Dichlorobenzene	ug/L	50	46.6	93	60-140	
1,2-Dichloroethane	ug/L	50	38.1	76	60-140	
1,2-Dichloropropane	ug/L	50	42.3	85	60-140	

Results presented on this page are in the units indicated by the "Units" column except where an alternate unit is presented to the right of the result.

REPORT OF LABORATORY ANALYSIS

This report shall not be reproduced, except in full,
without the written consent of Pace Analytical Services, LLC.

Pace Analytical Services, LLC
9800 Kincey Ave. Suite 100
Huntersville, NC 28078
(704)875-9092

QUALITY CONTROL DATA

Project: 2020-L1-2448
Pace Project No.: 92604789

LABORATORY CONTROL SAMPLE: 3648160

Parameter	Units	Spike Conc.	LCS Result	LCS % Rec	% Rec Limits	Qualifiers
1,3,5-Trimethylbenzene	ug/L	50	42.8	86	60-140	
1,3-Dichlorobenzene	ug/L	50	46.7	93	60-140	
1,3-Dichloropropane	ug/L	50	44.6	89	60-140	
1,4-Dichlorobenzene	ug/L	50	44.8	90	60-140	
2,2-Dichloropropane	ug/L	50	42.8	86	60-140	
2-Chlorotoluene	ug/L	50	43.4	87	60-140	
4-Chlorotoluene	ug/L	50	40.6	81	60-140	
Benzene	ug/L	50	38.6	77	60-140	
Bromobenzene	ug/L	50	44.8	90	60-140	
Bromochloromethane	ug/L	50	40.1	80	60-140	
Bromodichloromethane	ug/L	50	42.1	84	60-140	
Bromoform	ug/L	50	45.0	90	60-140	
Bromomethane	ug/L	50	38.1	76	60-140	
Carbon tetrachloride	ug/L	50	38.9	78	60-140	
Chlorobenzene	ug/L	50	45.1	90	60-140	
Chloroethane	ug/L	50	48.8	98	60-140	
Chloroform	ug/L	50	37.2	74	60-140	
Chloromethane	ug/L	50	38.0	76	60-140	
cis-1,2-Dichloroethene	ug/L	50	37.8	76	60-140	
cis-1,3-Dichloropropene	ug/L	50	43.7	87	60-140	
Dibromochloromethane	ug/L	50	44.0	88	60-140	
Dibromomethane	ug/L	50	46.9	94	60-140	
Dichlorodifluoromethane	ug/L	50	36.2	72	60-140	
Diisopropyl ether	ug/L	50	38.0	76	60-140	
Ethanol	ug/L	2000	1970	99	60-140	
Ethylbenzene	ug/L	50	45.2	90	60-140	
Hexachloro-1,3-butadiene	ug/L	50	52.7	105	60-140	
Isopropylbenzene (Cumene)	ug/L	50	45.2	90	60-140	
m&p-Xylene	ug/L	100	91.7	92	60-140	
Methyl-tert-butyl ether	ug/L	50	38.8	78	60-140	
Methylene Chloride	ug/L	50	44.5	89	60-140	
n-Butylbenzene	ug/L	50	42.1	84	60-140	
n-Propylbenzene	ug/L	50	43.2	86	60-140	
Naphthalene	ug/L	50	49.7	99	60-140	
o-Xylene	ug/L	50	46.8	94	60-140	
sec-Butylbenzene	ug/L	50	43.8	88	60-140	
Styrene	ug/L	50	48.2	96	60-140	
tert-Butylbenzene	ug/L	50	38.2	76	60-140	
Tetrachloroethene	ug/L	50	45.5	91	60-140	
Toluene	ug/L	50	47.6	95	60-140	
trans-1,2-Dichloroethene	ug/L	50	37.7	75	60-140	
trans-1,3-Dichloropropene	ug/L	50	43.5	87	60-140	
Trichloroethene	ug/L	50	43.9	88	60-140	
Trichlorofluoromethane	ug/L	50	44.7	89	60-140	
Vinyl chloride	ug/L	50	39.5	79	60-140	
1,2-Dichloroethane-d4 (S)	%			87	70-130	
4-Bromofluorobenzene (S)	%			102	70-130	

Results presented on this page are in the units indicated by the "Units" column except where an alternate unit is presented to the right of the result.

REPORT OF LABORATORY ANALYSIS

This report shall not be reproduced, except in full,
without the written consent of Pace Analytical Services, LLC.

Pace Analytical Services, LLC
9800 Kincey Ave. Suite 100
Huntersville, NC 28078
(704)875-9092

QUALITY CONTROL DATA

Project: 2020-L1-2448
Pace Project No.: 92604789

LABORATORY CONTROL SAMPLE: 3648160

Parameter	Units	Spike Conc.	LCS Result	LCS % Rec	% Rec Limits	Qualifiers
Toluene-d8 (S)	%			98	70-130	

MATRIX SPIKE & MATRIX SPIKE DUPLICATE: 3648161 3648162

Parameter	Units	92604679004 Result	MS Spike Conc.	MSD Spike Conc.	MS Result	MSD Result	MS % Rec	MSD % Rec	% Rec Limits	RPD	Max RPD	Qual
1,1,1,2-Tetrachloroethane	ug/L	ND	20	20	19.5	19.1	97	96	60-140	2	30	
1,1,1-Trichloroethane	ug/L	ND	20	20	17.9	17.8	90	89	60-140	1	30	
1,1,2,2-Tetrachloroethane	ug/L	ND	20	20	17.7	17.4	88	87	60-140	1	30	
1,1,2-Trichloroethane	ug/L	ND	20	20	19.7	19.5	98	97	60-140	1	30	
1,1-Dichloroethane	ug/L	ND	20	20	17.7	18.0	88	90	60-140	2	30	
1,1-Dichloroethene	ug/L	ND	20	20	19.3	19.3	96	97	60-140	0	30	
1,1-Dichloropropene	ug/L	ND	20	20	18.6	18.7	93	94	60-140	1	30	
1,2,3-Trichlorobenzene	ug/L	ND	20	20	24.5	23.5	122	117	60-140	4	30	
1,2,3-Trichloropropane	ug/L	ND	20	20	17.0	17.3	85	86	60-140	2	30	
1,2,4-Trichlorobenzene	ug/L	ND	20	20	21.1	20.8	105	104	60-140	1	30	
1,2,4-Trimethylbenzene	ug/L	ND	20	20	18.8	18.3	94	92	60-140	2	30	
1,2-Dibromo-3-chloropropane	ug/L	ND	20	20	17.5	16.5	87	83	60-140	6	30	
1,2-Dibromoethane (EDB)	ug/L	ND	20	20	19.4	18.8	97	94	60-140	3	30	
1,2-Dichlorobenzene	ug/L	ND	20	20	19.5	19.0	97	95	60-140	2	30	
1,2-Dichloroethane	ug/L	ND	20	20	17.5	18.0	88	90	60-140	3	30	
1,2-Dichloropropane	ug/L	ND	20	20	19.1	18.8	95	94	60-140	1	30	
1,3,5-Trimethylbenzene	ug/L	ND	20	20	19.2	18.8	96	94	60-140	2	30	
1,3-Dichlorobenzene	ug/L	ND	20	20	19.8	18.7	99	94	60-140	6	30	
1,3-Dichloropropane	ug/L	ND	20	20	19.4	19.0	97	95	60-140	2	30	
1,4-Dichlorobenzene	ug/L	ND	20	20	17.8	18.2	89	91	60-140	2	30	
2,2-Dichloropropane	ug/L	ND	20	20	21.2	21.0	106	105	60-140	1	30	
2-Chlorotoluene	ug/L	ND	20	20	18.3	17.9	91	90	60-140	2	30	
4-Chlorotoluene	ug/L	ND	20	20	18.1	17.5	91	88	60-140	3	30	
Benzene	ug/L	ND	20	20	17.9	18.0	89	90	60-140	1	30	
Bromobenzene	ug/L	ND	20	20	18.9	18.4	94	92	60-140	3	30	
Bromochloromethane	ug/L	ND	20	20	18.9	19.0	95	95	60-140	0	30	
Bromodichloromethane	ug/L	ND	20	20	18.6	18.4	93	92	60-140	1	30	
Bromoform	ug/L	ND	20	20	19.5	18.9	98	94	60-140	3	30	
Bromomethane	ug/L	ND	20	20	20.7	20.8	103	104	60-140	1	30	
Carbon tetrachloride	ug/L	ND	20	20	19.2	19.2	96	96	60-140	0	30	
Chlorobenzene	ug/L	ND	20	20	19.9	19.4	99	97	60-140	2	30	
Chloroethane	ug/L	ND	20	20	26.1	25.7	131	129	60-140	2	30	
Chloroform	ug/L	ND	20	20	17.5	18.1	88	91	60-140	4	30	
Chloromethane	ug/L	ND	20	20	20.3	20.0	102	100	60-140	2	30	
cis-1,2-Dichloroethene	ug/L	ND	20	20	17.9	17.9	89	89	60-140	0	30	
cis-1,3-Dichloropropene	ug/L	ND	20	20	19.2	19.2	96	96	60-140	0	30	
Dibromochloromethane	ug/L	ND	20	20	18.5	18.6	93	93	60-140	0	30	
Dibromomethane	ug/L	ND	20	20	20.6	20.4	103	102	60-140	1	30	

Results presented on this page are in the units indicated by the "Units" column except where an alternate unit is presented to the right of the result.

REPORT OF LABORATORY ANALYSIS

This report shall not be reproduced, except in full,
without the written consent of Pace Analytical Services, LLC.

Pace Analytical Services, LLC
9800 Kincey Ave. Suite 100
Huntersville, NC 28078
(704)875-9092

QUALITY CONTROL DATA

Project: 2020-L1-2448
Pace Project No.: 92604789

MATRIX SPIKE & MATRIX SPIKE DUPLICATE: 3648161 3648162

Parameter	Units	92604679004 Result	MS Spike Conc.	MSD Spike Conc.	MS Result	MSD Result	MS % Rec	MSD % Rec	% Rec Limits	RPD	Max RPD	Qual
Dichlorodifluoromethane	ug/L	ND	20	20	19.2	19.1	96	96	60-140	0	30	
Diisopropyl ether	ug/L	ND	20	20	17.2	17.3	86	86	60-140	0	30	
Ethanol	ug/L	ND	800	800	950	913	119	114	60-140	4	30	
Ethylbenzene	ug/L	ND	20	20	20.3	19.7	101	99	60-140	3	30	
Hexachloro-1,3-butadiene	ug/L	ND	20	20	23.1	22.9	116	115	60-140	1	30	
Isopropylbenzene (Cumene)	ug/L	ND	20	20	20.0	19.5	100	97	60-140	3	30	
m&p-Xylene	ug/L	ND	40	40	40.1	39.6	100	99	60-140	1	30	
Methyl-tert-butyl ether	ug/L	ND	20	20	17.6	17.6	88	88	60-140	0	30	
Methylene Chloride	ug/L	ND	20	20	20.2	20.0	101	100	60-140	1	30	
n-Butylbenzene	ug/L	ND	20	20	19.2	18.4	96	92	60-140	4	30	
n-Propylbenzene	ug/L	ND	20	20	19.5	18.7	97	93	60-140	4	30	
Naphthalene	ug/L	ND	20	20	20.2	18.9	101	95	60-140	7	30	
o-Xylene	ug/L	ND	20	20	19.8	19.6	99	98	60-140	1	30	
sec-Butylbenzene	ug/L	ND	20	20	19.8	19.3	99	97	60-140	3	30	
Styrene	ug/L	ND	20	20	19.5	18.7	98	93	60-140	4	30	
tert-Butylbenzene	ug/L	ND	20	20	17.0	16.6	85	83	60-140	2	30	
Tetrachloroethene	ug/L	ND	20	20	20.7	20.6	104	103	60-140	0	30	
Toluene	ug/L	ND	20	20	21.5	21.4	107	107	60-140	0	30	
trans-1,2-Dichloroethene	ug/L	ND	20	20	18.8	18.8	94	94	60-140	0	30	
trans-1,3-Dichloropropene	ug/L	ND	20	20	19.3	18.9	96	94	60-140	2	30	
Trichloroethene	ug/L	ND	20	20	21.1	20.4	106	102	60-140	3	30	
Trichlorofluoromethane	ug/L	ND	20	20	21.2	21.2	106	106	60-140	0	30	
Vinyl chloride	ug/L	ND	20	20	21.2	21.1	106	105	60-140	0	30	
1,2-Dichloroethane-d4 (S)	%						90	90	70-130			
4-Bromofluorobenzene (S)	%						101	101	70-130			
Toluene-d8 (S)	%						98	98	70-130			

Results presented on this page are in the units indicated by the "Units" column except where an alternate unit is presented to the right of the result.

REPORT OF LABORATORY ANALYSIS

This report shall not be reproduced, except in full,
without the written consent of Pace Analytical Services, LLC.

Pace Analytical Services, LLC
9800 Kincey Ave. Suite 100
Huntersville, NC 28078
(704)875-9092

QUALIFIERS

Project: 2020-L1-2448
Pace Project No.: 92604789

DEFINITIONS

DF - Dilution Factor, if reported, represents the factor applied to the reported data due to dilution of the sample aliquot.

ND - Not Detected at or above adjusted reporting limit.

TNTC - Too Numerous To Count

J - Estimated concentration above the adjusted method detection limit and below the adjusted reporting limit.

MDL - Adjusted Method Detection Limit.

PQL - Practical Quantitation Limit.

RL - Reporting Limit - The lowest concentration value that meets project requirements for quantitative data with known precision and bias for a specific analyte in a specific matrix.

S - Surrogate

1,2-Diphenylhydrazine decomposes to and cannot be separated from Azobenzene using Method 8270. The result for each analyte is a combined concentration.

Consistent with EPA guidelines, unrounded data are displayed and have been used to calculate % recovery and RPD values.

LCS(D) - Laboratory Control Sample (Duplicate)

MS(D) - Matrix Spike (Duplicate)

DUP - Sample Duplicate

RPD - Relative Percent Difference

NC - Not Calculable.

SG - Silica Gel - Clean-Up

U - Indicates the compound was analyzed for, but not detected.

Acid preservation may not be appropriate for 2 Chloroethylvinyl ether.

A separate vial preserved to a pH of 4-5 is recommended in SW846 Chapter 4 for the analysis of Acrolein and Acrylonitrile by EPA Method 8260.

N-Nitrosodiphenylamine decomposes and cannot be separated from Diphenylamine using Method 8270. The result reported for each analyte is a combined concentration.

Reported results are not rounded until the final step prior to reporting. Therefore, calculated parameters that are typically reported as "Total" may vary slightly from the sum of the reported component parameters.

Pace Analytical is TNI accredited. Contact your Pace PM for the current list of accredited analytes.

TNI - The NELAC Institute.

ANALYTE QUALIFIERS

N2	The lab does not hold NELAC/TNI accreditation for this parameter but other accreditations/certifications may apply. A complete list of accreditations/certifications is available upon request.

REPORT OF LABORATORY ANALYSIS

This report shall not be reproduced, except in full,
without the written consent of Pace Analytical Services, LLC.

Pace Analytical Services, LLC
9800 Kincey Ave. Suite 100
Huntersville, NC 28078
(704)875-9092

QUALITY CONTROL DATA CROSS REFERENCE TABLE

Project: 2020-L1-2448
Pace Project No.: 92604789

Lab ID	Sample ID	QC Batch Method	QC Batch	Analytical Method	Analytical Batch
92604789001	**13835-AC-RD-20220517**	MADEP VPH	699085		
92604789001	**13835-AC-RD-20220517**	EPA 3010A	702514	EPA 6020B	702632
92604789001	**13835-AC-RD-20220517**	SM 6200B	698783		

This report shall not be reproduced, except in full,
without the written consent of Pace Analytical Services, LLC.

CHAIN-OF-CUSTODY Analytical Request Document

Pace Analytical

Chain-of-Custody is a LEGAL DOCUMENT - Complete all relevent fields

LAB USE **WO# : 92604789** mber or

92604789

Company: Apex Companies	Billing Information:
Address:	
Report To: Andrew Street	Email To: andrew.street@apexcos.com
Copy To:	Site Collection Info/Address: 13835 Ashbury Chapel Rd
Customer Project Name/Number: 2020-41-2448	State: NC County/City: Huntersville Time Zone Collected: [ ] PT [ ] MT [ ] CT [ ] ET
Phone: Email:	Site/Facility ID #: Compliance Monitoring? [ ] Yes [ ] No
Collected By (print): Vanessa Hunter	Purchase Order #: Quote #: DW PWS ID #: DW Location Code:
Collected By (signature):	Turnaround Date Required: ASAP Immediately Packed on Ice: [ ] Yes [ ] No
Sample Disposal: [ ] Dispose as appropriate [ ] Return [ ] Archive: _____ [ ] Hold: _____	Rush: [ ] Same Day [ ] Next Day [ ] 2 Day [ ] 3 Day [ ] 4 Day [ ] 5 Day (Expedite Charges Apply) Field Filtered (if applicable): [ ] Yes [ ] No Analysis: _____

Container Preservative Type **

** Preservative Types: (1) nitric acid, (2) sulfuric acid, (3) hydrochloric acid, (4) sodium hydroxide, (5) zinc acetate, (6) methanol, (7) sodium bisulfate, (8) sodium thiosulfate, (9) hexane, (A) ascorbic acid, (B) ammonium sulfate, (C) ammonium hydroxide, (D) TSP, (U) Unpreserved, (O) Other _____

Analyses: VOCs 6200B; MADEP VPH; Lead

Lab Profile/Line:

Lab Sample Receipt Checklist:

Custody Seals Present/Intact	Y N NA
Custody Signatures Present	Y N NA
Collector Signature Present	Y N NA
Bottles Intact	Y N NA
Correct Bottles	Y N NA
Sufficient Volume	Y N NA
Samples Received on Ice	Y N NA
VOA - Headspace Acceptable	Y N NA
USDA Regulated Soils	Y N NA
Samples in Holding Time	Y N NA
Residual Chlorine Present	Y N NA
Cl Strips: _____	
Sample pH Acceptable	Y N NA
pH Strips: 223819AV	
Sulfide Present	Y N NA
Lead Acetate Strips: _____	

LAB USE ONLY:
Lab Sample # / Comments:
92604789 001

* Matrix Codes (Insert in Matrix box below): Drinking Water (DW), Ground Water (GW), Wastewater (WW), Product (P), Soil/Solid (SL), Oil (OL), Wipe (WP), Air (AR), Tissue (TS), Bioassay (B), Vapor (V), Other (OT)

Customer Sample ID	Matrix *	Comp / Grab	Collected (or Composite Start) Date	Collected (or Composite Start) Time	Composite End Date	Composite End Time	Res Cl	# of Ctns	VOCs 6200B	MADEP VPH	Lead
13835-AC-Rd-20220517	OW	G	5/17/22	1102	—	—	—	8	X	X	X

Customer Remarks / Special Conditions / Possible Hazards:

Type of Ice Used: Wet Blue Dry None

Packing Material Used: BB

Radchem sample(s) screened (<500 cpm): Y N NA

SHORT HOLDS PRESENT (<72 hours): Y N N/A

Lab Tracking #: 2518236

Samples received via: FEDEX UPS Client Courier Pace Courier

Lab Sample Temperature Info:
Temp Blank Received: Y N NA
Therm ID#: T2004
Cooler 1 Temp Upon Receipt: 3.5 oC
Cooler 1 Therm Corr. Factor: 2.1 oC
Cooler 1 Corrected Temp: 3.8 oC
Comments:

Relinquished by/Company: (Signature)	Date/Time:	Received by/Company: (Signature)	Date/Time:
[signature] Apex	5/17/22 1147	DP PACE HVL	5/17/22 1147
Relinquished by/Company: (Signature)	Date/Time:	Received by/Company: (Signature)	Date/Time:
Relinquished by/Company: (Signature)	Date/Time:	Received by/Company: (Signature)	Date/Time:

MTJL LAB USE ONLY
Table #:
Acctnum:
Template:
Prelogin:
PM:
PB:

Trip Blank Received: Y N NA
HCL MeOH TSP Other

Non Conformance(s): YES / NO

Page: _____ of: _____

Pace Analytical Services, LLC
9800 Kincey Ave. Suite 100
Huntersville, NC 28078
(704)875-9092

June 08, 2022

Andrew Street
Apex Companies - NC
5900 Northwoods Business Pkwy
Suite 5900-0
Charlotte, NC 28269

RE: Project: 2020-L1-2448
Pace Project No.: 92604790

Dear Andrew Street:

Enclosed are the analytical results for sample(s) received by the laboratory on May 17, 2022. The results relate only to the samples included in this report. Results reported herein conform to the applicable TNI/NELAC Standards and the laboratory's Quality Manual, where applicable, unless otherwise noted in the body of the report.

The test results provided in this final report were generated by each of the following laboratories within the Pace Network:

- Pace Analytical Services - Asheville
- Pace Analytical Services - Charlotte

If you have any questions concerning this report, please feel free to contact me.

Sincerely,

Angela M. Baioni

Angela Baioni
angela.baioni@pacelabs.com
(704)875-9092
Project Manager

Enclosures

cc: J Culbreath, Colonial Pipeline Company
Naomi Fretz, APEX Companies, LLC
Robert Hughes, Colonial Pipeline
Jamie Moran, APEX Companies, LLC
Jeff Morrison, Colonial Pipeline Company
Tom Naumann, APEX Companies - NC
Joe Nicolette, Montrose-EPS
Kaitlyn Nootens, Apex Companies
Christopher Schultz, Apex Companies
Matt Teixeira, Apex Companies, LLC
Michael Verdon, Colonial Pipeline Company
JM Wyatt, Colonial Pipeline Company

REPORT OF LABORATORY ANALYSIS

This report shall not be reproduced, except in full,
without the written consent of Pace Analytical Services, LLC.

Pace Analytical Services, LLC
9800 Kincey Ave. Suite 100
Huntersville, NC 28078
(704)875-9092

CERTIFICATIONS

Project: 2020-L1-2448
Pace Project No.: 92604790

Pace Analytical Services Charlotte

South Carolina Laboratory ID: 99006
9800 Kincey Ave. Ste 100, Huntersville, NC 28078
North Carolina Drinking Water Certification #: 37706
North Carolina Field Services Certification #: 5342
North Carolina Wastewater Certification #: 12
South Carolina Laboratory ID: 99006
South Carolina Certification #: 99006001
South Carolina Drinking Water Cert. #: 99006003
Florida/NELAP Certification #: E87627
Kentucky UST Certification #: 84
Louisiana DoH Drinking Water #: LA029
Virginia/VELAP Certification #: 460221

Pace Analytical Services Asheville

2225 Riverside Drive, Asheville, NC 28804
Florida/NELAP Certification #: E87648
North Carolina Drinking Water Certification #: 37712
North Carolina Wastewater Certification #: 40
South Carolina Laboratory ID: 99030
South Carolina Certification #: 99030001
Virginia/VELAP Certification #: 460222

This report shall not be reproduced, except in full,
without the written consent of Pace Analytical Services, LLC.

Pace Analytical Services, LLC
9800 Kincey Ave. Suite 100
Huntersville, NC 28078
(704)875-9092

SAMPLE SUMMARY

Project: 2020-L1-2448
Pace Project No.: 92604790

Lab ID	Sample ID	Matrix	Date Collected	Date Received
92604790001	**14226-HC-RD-20220517**	Water	05/17/22 10:41	05/17/22 11:47

This report shall not be reproduced, except in full,
without the written consent of Pace Analytical Services, LLC.

Pace Analytical Services, LLC
9800 Kincey Ave. Suite 100
Huntersville, NC 28078
(704)875-9092

SAMPLE ANALYTE COUNT

Project: 2020-L1-2448
Pace Project No.: 92604790

Lab ID	Sample ID	Method	Analysts	Analytes Reported	Laboratory
92604790001	**14226-HC-RD-20220517**	MADEP VPH	MAD	6	PASI-C
		EPA 6020B	CRW	1	PASI-A
		SM 6200B	SAS	64	PASI-C

PASI-A = Pace Analytical Services - Asheville
PASI-C = Pace Analytical Services - Charlotte

This report shall not be reproduced, except in full,
without the written consent of Pace Analytical Services, LLC.

Pace Analytical Services, LLC
9800 Kincey Ave. Suite 100
Huntersville, NC 28078
(704)875-9092

ANALYTICAL RESULTS

Project: 2020-L1-2448
Pace Project No.: 92604790

Sample: 14226-HC-RD-20220517 **Lab ID: 92604790001** Collected: 05/17/22 10:41 Received: 05/17/22 11:47 Matrix: Water

Parameters	Results	Units	Report Limit	MDL	DF	Prepared	Analyzed	CAS No.	Qual
VPH NC Water	Analytical Method: MADEP VPH Pace Analytical Services - Charlotte								
Total VPH (C5-C12)	ND	ug/L	50.0	50.0	1		05/18/22 19:24		N2
Aliphatic (C05-C08)	ND	ug/L	50.0	50.0	1		05/18/22 19:24		N2
Aliphatic(C09-C12) Adjusted	ND	ug/L	50.0	50.0	1		05/18/22 19:24		N2
Aromatic (C09-C10)	ND	ug/L	50.0	50.0	1		05/18/22 19:24		N2
Surrogates									
4-Bromofluorobenzene (FID) (S)	106	%	70-130		1		05/18/22 19:24	460-00-4	
4-Bromofluorobenzene (PID) (S)	88	%	70-130		1		05/18/22 19:24	460-00-4	
6020 MET ICPMS	Analytical Method: EPA 6020B Preparation Method: EPA 3010A Pace Analytical Services - Asheville								
Lead	**1.1**	ug/L	1.0	0.077	1	06/07/22 00:54	06/07/22 20:17	7439-92-1	
6200B MSV	Analytical Method: SM 6200B Pace Analytical Services - Charlotte								
Benzene	ND	ug/L	0.50	0.34	1		05/18/22 02:13	71-43-2	
Bromobenzene	ND	ug/L	0.50	0.29	1		05/18/22 02:13	108-86-1	
Bromochloromethane	ND	ug/L	0.50	0.47	1		05/18/22 02:13	74-97-5	
Bromodichloromethane	ND	ug/L	0.50	0.31	1		05/18/22 02:13	75-27-4	
Bromoform	ND	ug/L	0.50	0.34	1		05/18/22 02:13	75-25-2	
Bromomethane	ND	ug/L	5.0	1.7	1		05/18/22 02:13	74-83-9	
n-Butylbenzene	ND	ug/L	0.50	0.49	1		05/18/22 02:13	104-51-8	
sec-Butylbenzene	ND	ug/L	0.50	0.40	1		05/18/22 02:13	135-98-8	
tert-Butylbenzene	ND	ug/L	0.50	0.32	1		05/18/22 02:13	98-06-6	
Carbon tetrachloride	ND	ug/L	0.50	0.33	1		05/18/22 02:13	56-23-5	
Chlorobenzene	ND	ug/L	0.50	0.28	1		05/18/22 02:13	108-90-7	
Chloroethane	ND	ug/L	1.0	0.65	1		05/18/22 02:13	75-00-3	
Chloroform	ND	ug/L	0.50	0.43	1		05/18/22 02:13	67-66-3	
Chloromethane	ND	ug/L	1.0	0.54	1		05/18/22 02:13	74-87-3	
2-Chlorotoluene	ND	ug/L	0.50	0.32	1		05/18/22 02:13	95-49-8	
4-Chlorotoluene	ND	ug/L	0.50	0.32	1		05/18/22 02:13	106-43-4	
1,2-Dibromo-3-chloropropane	ND	ug/L	1.0	0.34	1		05/18/22 02:13	96-12-8	
Dibromochloromethane	ND	ug/L	0.50	0.36	1		05/18/22 02:13	124-48-1	
1,2-Dibromoethane (EDB)	ND	ug/L	0.50	0.27	1		05/18/22 02:13	106-93-4	
Dibromomethane	ND	ug/L	0.50	0.39	1		05/18/22 02:13	74-95-3	
1,2-Dichlorobenzene	ND	ug/L	0.50	0.34	1		05/18/22 02:13	95-50-1	
1,3-Dichlorobenzene	ND	ug/L	0.50	0.34	1		05/18/22 02:13	541-73-1	
1,4-Dichlorobenzene	ND	ug/L	0.50	0.33	1		05/18/22 02:13	106-46-7	
Dichlorodifluoromethane	ND	ug/L	0.50	0.35	1		05/18/22 02:13	75-71-8	
1,1-Dichloroethane	ND	ug/L	0.50	0.37	1		05/18/22 02:13	75-34-3	
1,2-Dichloroethane	ND	ug/L	0.50	0.32	1		05/18/22 02:13	107-06-2	
1,1-Dichloroethene	ND	ug/L	0.50	0.35	1		05/18/22 02:13	75-35-4	
cis-1,2-Dichloroethene	ND	ug/L	0.50	0.38	1		05/18/22 02:13	156-59-2	
trans-1,2-Dichloroethene	ND	ug/L	0.50	0.40	1		05/18/22 02:13	156-60-5	
1,2-Dichloropropane	ND	ug/L	0.50	0.36	1		05/18/22 02:13	78-87-5	
1,3-Dichloropropane	ND	ug/L	0.50	0.28	1		05/18/22 02:13	142-28-9	

REPORT OF LABORATORY ANALYSIS

This report shall not be reproduced, except in full,
without the written consent of Pace Analytical Services, LLC.

Pace Analytical Services, LLC
9800 Kincey Ave. Suite 100
Huntersville, NC 28078
(704)875-9092

ANALYTICAL RESULTS

Project: 2020-L1-2448
Pace Project No.: 92604790

Sample: 14226-HC-RD-20220517 **Lab ID: 92604790001** Collected: 05/17/22 10:41 Received: 05/17/22 11:47 Matrix: Water

Parameters	Results	Units	Report Limit	MDL	DF	Prepared	Analyzed	CAS No.	Qual
6200B MSV	Analytical Method: SM 6200B Pace Analytical Services - Charlotte								
2,2-Dichloropropane	ND	ug/L	0.50	0.39	1		05/18/22 02:13	594-20-7	
1,1-Dichloropropene	ND	ug/L	0.50	0.43	1		05/18/22 02:13	563-58-6	
cis-1,3-Dichloropropene	ND	ug/L	0.50	0.36	1		05/18/22 02:13	10061-01-5	
trans-1,3-Dichloropropene	ND	ug/L	0.50	0.36	1		05/18/22 02:13	10061-02-6	
Diisopropyl ether	ND	ug/L	0.50	0.31	1		05/18/22 02:13	108-20-3	
Ethanol	ND	ug/L	200	72.2	1		05/18/22 02:13	64-17-5	
Ethylbenzene	ND	ug/L	0.50	0.30	1		05/18/22 02:13	100-41-4	
Hexachloro-1,3-butadiene	ND	ug/L	2.0	1.5	1		05/18/22 02:13	87-68-3	
Isopropylbenzene (Cumene)	ND	ug/L	0.50	0.33	1		05/18/22 02:13	98-82-8	
Methylene Chloride	ND	ug/L	2.0	2.0	1		05/18/22 02:13	75-09-2	
Methyl-tert-butyl ether	ND	ug/L	0.50	0.42	1		05/18/22 02:13	1634-04-4	
Naphthalene	ND	ug/L	2.0	0.64	1		05/18/22 02:13	91-20-3	
n-Propylbenzene	ND	ug/L	0.50	0.34	1		05/18/22 02:13	103-65-1	
Styrene	ND	ug/L	0.50	0.29	1		05/18/22 02:13	100-42-5	
1,1,1,2-Tetrachloroethane	ND	ug/L	0.50	0.31	1		05/18/22 02:13	630-20-6	
1,1,2,2-Tetrachloroethane	ND	ug/L	0.50	0.22	1		05/18/22 02:13	79-34-5	
Tetrachloroethene	ND	ug/L	0.50	0.29	1		05/18/22 02:13	127-18-4	
Toluene	ND	ug/L	0.50	0.48	1		05/18/22 02:13	108-88-3	
1,2,3-Trichlorobenzene	ND	ug/L	2.0	0.81	1		05/18/22 02:13	87-61-6	
1,2,4-Trichlorobenzene	ND	ug/L	2.0	0.64	1		05/18/22 02:13	120-82-1	
1,1,1-Trichloroethane	ND	ug/L	0.50	0.33	1		05/18/22 02:13	71-55-6	
1,1,2-Trichloroethane	ND	ug/L	0.50	0.32	1		05/18/22 02:13	79-00-5	
Trichloroethene	ND	ug/L	0.50	0.38	1		05/18/22 02:13	79-01-6	
Trichlorofluoromethane	ND	ug/L	1.0	0.30	1		05/18/22 02:13	75-69-4	
1,2,3-Trichloropropane	ND	ug/L	0.50	0.26	1		05/18/22 02:13	96-18-4	
1,2,4-Trimethylbenzene	ND	ug/L	0.50	0.50	1		05/18/22 02:13	95-63-6	
1,3,5-Trimethylbenzene	ND	ug/L	0.50	0.33	1		05/18/22 02:13	108-67-8	
Vinyl chloride	ND	ug/L	1.0	0.39	1		05/18/22 02:13	75-01-4	
m&p-Xylene	ND	ug/L	1.0	0.71	1		05/18/22 02:13	179601-23-1	
o-Xylene	ND	ug/L	0.50	0.34	1		05/18/22 02:13	95-47-6	
Surrogates									
1,2-Dichloroethane-d4 (S)	98	%	70-130		1		05/18/22 02:13	17060-07-0	
4-Bromofluorobenzene (S)	100	%	70-130		1		05/18/22 02:13	460-00-4	
Toluene-d8 (S)	101	%	70-130		1		05/18/22 02:13	2037-26-5	

REPORT OF LABORATORY ANALYSIS

This report shall not be reproduced, except in full,
without the written consent of Pace Analytical Services, LLC.

Pace Analytical Services, LLC
9800 Kincey Ave. Suite 100
Huntersville, NC 28078
(704)875-9092

QUALITY CONTROL DATA

Project: 2020-L1-2448
Pace Project No.: 92604790

QC Batch: 699085
QC Batch Method: MADEP VPH
Analysis Method: MADEP VPH
Analysis Description: VPH NC Water
Laboratory: Pace Analytical Services - Charlotte
Associated Lab Samples: 92604790001

METHOD BLANK: 3649785 Matrix: Water
Associated Lab Samples: 92604790001

Parameter	Units	Blank Result	Reporting Limit	MDL	Analyzed	Qualifiers
Aliphatic (C05-C08)	ug/L	ND	50.0	50.0	05/18/22 16:02	N2
Aromatic (C09-C10)	ug/L	ND	50.0	50.0	05/18/22 16:02	N2
4-Bromofluorobenzene (FID) (S)	%	97	70-130		05/18/22 16:02	
4-Bromofluorobenzene (PID) (S)	%	81	70-130		05/18/22 16:02	

LABORATORY CONTROL SAMPLE & LCSD: 3649786 3649787

Parameter	Units	Spike Conc.	LCS Result	LCSD Result	LCS % Rec	LCSD % Rec	% Rec Limits	RPD	Max RPD	Qualifiers
Aliphatic (C05-C08)	ug/L	300	318	288	106	96	70-130	10	25	N2
Aromatic (C09-C10)	ug/L	100	91.4	91.0	91	91	70-130	0	25	N2
4-Bromofluorobenzene (FID) (S)	%				105	108	70-130			
4-Bromofluorobenzene (PID) (S)	%				87	89	70-130			

Results presented on this page are in the units indicated by the "Units" column except where an alternate unit is presented to the right of the result.

REPORT OF LABORATORY ANALYSIS

This report shall not be reproduced, except in full,
without the written consent of Pace Analytical Services, LLC.

Pace Analytical Services, LLC
9800 Kincey Ave. Suite 100
Huntersville, NC 28078
(704)875-9092

QUALITY CONTROL DATA

Project: 2020-L1-2448
Pace Project No.: 92604790

QC Batch: 702514
QC Batch Method: EPA 3010A
Analysis Method: EPA 6020B
Analysis Description: 6020 MET
Laboratory: Pace Analytical Services - Asheville
Associated Lab Samples: 92604790001

METHOD BLANK: 3666281 Matrix: Water
Associated Lab Samples: 92604790001

Parameter	Units	Blank Result	Reporting Limit	MDL	Analyzed	Qualifiers
Lead	ug/L	ND	1.0	0.077	06/07/22 19:18	

LABORATORY CONTROL SAMPLE: 3666282

Parameter	Units	Spike Conc.	LCS Result	LCS % Rec	% Rec Limits	Qualifiers
Lead	ug/L	50	49.7	99	80-120	

MATRIX SPIKE & MATRIX SPIKE DUPLICATE: 3666283 3666284

Parameter	Units	92603677001 Result	MS Spike Conc.	MSD Spike Conc.	MS Result	MSD Result	MS % Rec	MSD % Rec	% Rec Limits	RPD	Max RPD	Qual
Lead	ug/L	16.4	50	50	65.2	65.5	98	98	75-125	1	20	

Results presented on this page are in the units indicated by the "Units" column except where an alternate unit is presented to the right of the result.

REPORT OF LABORATORY ANALYSIS

This report shall not be reproduced, except in full,
without the written consent of Pace Analytical Services, LLC.

Pace Analytical Services, LLC
9800 Kincey Ave. Suite 100
Huntersville, NC 28078
(704)875-9092

QUALITY CONTROL DATA

Project: 2020-L1-2448
Pace Project No.: 92604790

QC Batch: 698783
QC Batch Method: SM 6200B
Analysis Method: SM 6200B
Analysis Description: 6200B MSV
Laboratory: Pace Analytical Services - Charlotte

Associated Lab Samples: 92604790001

METHOD BLANK: 3648159 Matrix: Water
Associated Lab Samples: 92604790001

Parameter	Units	Blank Result	Reporting Limit	MDL	Analyzed	Qualifiers
1,1,1,2-Tetrachloroethane	ug/L	ND	0.50	0.31	05/17/22 23:47	
1,1,1-Trichloroethane	ug/L	ND	0.50	0.33	05/17/22 23:47	
1,1,2,2-Tetrachloroethane	ug/L	ND	0.50	0.22	05/17/22 23:47	
1,1,2-Trichloroethane	ug/L	ND	0.50	0.32	05/17/22 23:47	
1,1-Dichloroethane	ug/L	ND	0.50	0.37	05/17/22 23:47	
1,1-Dichloroethene	ug/L	ND	0.50	0.35	05/17/22 23:47	
1,1-Dichloropropene	ug/L	ND	0.50	0.43	05/17/22 23:47	
1,2,3-Trichlorobenzene	ug/L	ND	2.0	0.81	05/17/22 23:47	
1,2,3-Trichloropropane	ug/L	ND	0.50	0.26	05/17/22 23:47	
1,2,4-Trichlorobenzene	ug/L	ND	2.0	0.64	05/17/22 23:47	
1,2,4-Trimethylbenzene	ug/L	ND	0.50	0.50	05/17/22 23:47	
1,2-Dibromo-3-chloropropane	ug/L	ND	1.0	0.34	05/17/22 23:47	
1,2-Dibromoethane (EDB)	ug/L	ND	0.50	0.27	05/17/22 23:47	
1,2-Dichlorobenzene	ug/L	ND	0.50	0.34	05/17/22 23:47	
1,2-Dichloroethane	ug/L	ND	0.50	0.32	05/17/22 23:47	
1,2-Dichloropropane	ug/L	ND	0.50	0.36	05/17/22 23:47	
1,3,5-Trimethylbenzene	ug/L	ND	0.50	0.33	05/17/22 23:47	
1,3-Dichlorobenzene	ug/L	ND	0.50	0.34	05/17/22 23:47	
1,3-Dichloropropane	ug/L	ND	0.50	0.28	05/17/22 23:47	
1,4-Dichlorobenzene	ug/L	ND	0.50	0.33	05/17/22 23:47	
2,2-Dichloropropane	ug/L	ND	0.50	0.39	05/17/22 23:47	
2-Chlorotoluene	ug/L	ND	0.50	0.32	05/17/22 23:47	
4-Chlorotoluene	ug/L	ND	0.50	0.32	05/17/22 23:47	
Benzene	ug/L	ND	0.50	0.34	05/17/22 23:47	
Bromobenzene	ug/L	ND	0.50	0.29	05/17/22 23:47	
Bromochloromethane	ug/L	ND	0.50	0.47	05/17/22 23:47	
Bromodichloromethane	ug/L	ND	0.50	0.31	05/17/22 23:47	
Bromoform	ug/L	ND	0.50	0.34	05/17/22 23:47	
Bromomethane	ug/L	ND	5.0	1.7	05/17/22 23:47	
Carbon tetrachloride	ug/L	ND	0.50	0.33	05/17/22 23:47	
Chlorobenzene	ug/L	ND	0.50	0.28	05/17/22 23:47	
Chloroethane	ug/L	ND	1.0	0.65	05/17/22 23:47	
Chloroform	ug/L	ND	0.50	0.43	05/17/22 23:47	
Chloromethane	ug/L	ND	1.0	0.54	05/17/22 23:47	
cis-1,2-Dichloroethene	ug/L	ND	0.50	0.38	05/17/22 23:47	
cis-1,3-Dichloropropene	ug/L	ND	0.50	0.36	05/17/22 23:47	
Dibromochloromethane	ug/L	ND	0.50	0.36	05/17/22 23:47	
Dibromomethane	ug/L	ND	0.50	0.39	05/17/22 23:47	
Dichlorodifluoromethane	ug/L	ND	0.50	0.35	05/17/22 23:47	
Diisopropyl ether	ug/L	ND	0.50	0.31	05/17/22 23:47	

Results presented on this page are in the units indicated by the "Units" column except where an alternate unit is presented to the right of the result.

REPORT OF LABORATORY ANALYSIS

This report shall not be reproduced, except in full,
without the written consent of Pace Analytical Services, LLC.

Pace Analytical Services, LLC
9800 Kincey Ave. Suite 100
Huntersville, NC 28078
(704)875-9092

QUALITY CONTROL DATA

Project: 2020-L1-2448
Pace Project No.: 92604790

METHOD BLANK: 3648159 Matrix: Water
Associated Lab Samples: 92604790001

Parameter	Units	Blank Result	Reporting Limit	MDL	Analyzed	Qualifiers
Ethanol	ug/L	ND	200	72.2	05/17/22 23:47	
Ethylbenzene	ug/L	ND	0.50	0.30	05/17/22 23:47	
Hexachloro-1,3-butadiene	ug/L	ND	2.0	1.5	05/17/22 23:47	
Isopropylbenzene (Cumene)	ug/L	ND	0.50	0.33	05/17/22 23:47	
m&p-Xylene	ug/L	ND	1.0	0.71	05/17/22 23:47	
Methyl-tert-butyl ether	ug/L	ND	0.50	0.42	05/17/22 23:47	
Methylene Chloride	ug/L	ND	2.0	2.0	05/17/22 23:47	
n-Butylbenzene	ug/L	ND	0.50	0.49	05/17/22 23:47	
n-Propylbenzene	ug/L	ND	0.50	0.34	05/17/22 23:47	
Naphthalene	ug/L	ND	2.0	0.64	05/17/22 23:47	
o-Xylene	ug/L	ND	0.50	0.34	05/17/22 23:47	
sec-Butylbenzene	ug/L	ND	0.50	0.40	05/17/22 23:47	
Styrene	ug/L	ND	0.50	0.29	05/17/22 23:47	
tert-Butylbenzene	ug/L	ND	0.50	0.32	05/17/22 23:47	
Tetrachloroethene	ug/L	ND	0.50	0.29	05/17/22 23:47	
Toluene	ug/L	ND	0.50	0.48	05/17/22 23:47	
trans-1,2-Dichloroethene	ug/L	ND	0.50	0.40	05/17/22 23:47	
trans-1,3-Dichloropropene	ug/L	ND	0.50	0.36	05/17/22 23:47	
Trichloroethene	ug/L	ND	0.50	0.38	05/17/22 23:47	
Trichlorofluoromethane	ug/L	ND	1.0	0.30	05/17/22 23:47	
Vinyl chloride	ug/L	ND	1.0	0.39	05/17/22 23:47	
1,2-Dichloroethane-d4 (S)	%	96	70-130		05/17/22 23:47	
4-Bromofluorobenzene (S)	%	101	70-130		05/17/22 23:47	
Toluene-d8 (S)	%	103	70-130		05/17/22 23:47	

LABORATORY CONTROL SAMPLE: 3648160

Parameter	Units	Spike Conc.	LCS Result	LCS % Rec	% Rec Limits	Qualifiers
1,1,1,2-Tetrachloroethane	ug/L	50	45.5	91	60-140	
1,1,1-Trichloroethane	ug/L	50	36.8	74	60-140	
1,1,2,2-Tetrachloroethane	ug/L	50	42.0	84	60-140	
1,1,2-Trichloroethane	ug/L	50	46.6	93	60-140	
1,1-Dichloroethane	ug/L	50	36.5	73	60-140	
1,1-Dichloroethene	ug/L	50	37.4	75	60-140	
1,1-Dichloropropene	ug/L	50	37.9	76	60-140	
1,2,3-Trichlorobenzene	ug/L	50	57.9	116	60-140	
1,2,3-Trichloropropane	ug/L	50	41.9	84	60-140	
1,2,4-Trichlorobenzene	ug/L	50	51.2	102	60-140	
1,2,4-Trimethylbenzene	ug/L	50	43.0	86	60-140	
1,2-Dibromo-3-chloropropane	ug/L	50	42.1	84	60-140	
1,2-Dibromoethane (EDB)	ug/L	50	44.5	89	60-140	
1,2-Dichlorobenzene	ug/L	50	46.6	93	60-140	
1,2-Dichloroethane	ug/L	50	38.1	76	60-140	
1,2-Dichloropropane	ug/L	50	42.3	85	60-140	

Results presented on this page are in the units indicated by the "Units" column except where an alternate unit is presented to the right of the result.

REPORT OF LABORATORY ANALYSIS

This report shall not be reproduced, except in full,
without the written consent of Pace Analytical Services, LLC.

Pace Analytical Services, LLC
9800 Kincey Ave. Suite 100
Huntersville, NC 28078
(704)875-9092

QUALITY CONTROL DATA

Project: 2020-L1-2448
Pace Project No.: 92604790

LABORATORY CONTROL SAMPLE: 3648160

Parameter	Units	Spike Conc.	LCS Result	LCS % Rec	% Rec Limits	Qualifiers
1,3,5-Trimethylbenzene	ug/L	50	42.8	86	60-140	
1,3-Dichlorobenzene	ug/L	50	46.7	93	60-140	
1,3-Dichloropropane	ug/L	50	44.6	89	60-140	
1,4-Dichlorobenzene	ug/L	50	44.8	90	60-140	
2,2-Dichloropropane	ug/L	50	42.8	86	60-140	
2-Chlorotoluene	ug/L	50	43.4	87	60-140	
4-Chlorotoluene	ug/L	50	40.6	81	60-140	
Benzene	ug/L	50	38.6	77	60-140	
Bromobenzene	ug/L	50	44.8	90	60-140	
Bromochloromethane	ug/L	50	40.1	80	60-140	
Bromodichloromethane	ug/L	50	42.1	84	60-140	
Bromoform	ug/L	50	45.0	90	60-140	
Bromomethane	ug/L	50	38.1	76	60-140	
Carbon tetrachloride	ug/L	50	38.9	78	60-140	
Chlorobenzene	ug/L	50	45.1	90	60-140	
Chloroethane	ug/L	50	48.8	98	60-140	
Chloroform	ug/L	50	37.2	74	60-140	
Chloromethane	ug/L	50	38.0	76	60-140	
cis-1,2-Dichloroethene	ug/L	50	37.8	76	60-140	
cis-1,3-Dichloropropene	ug/L	50	43.7	87	60-140	
Dibromochloromethane	ug/L	50	44.0	88	60-140	
Dibromomethane	ug/L	50	46.9	94	60-140	
Dichlorodifluoromethane	ug/L	50	36.2	72	60-140	
Diisopropyl ether	ug/L	50	38.0	76	60-140	
Ethanol	ug/L	2000	1970	99	60-140	
Ethylbenzene	ug/L	50	45.2	90	60-140	
Hexachloro-1,3-butadiene	ug/L	50	52.7	105	60-140	
Isopropylbenzene (Cumene)	ug/L	50	45.2	90	60-140	
m&p-Xylene	ug/L	100	91.7	92	60-140	
Methyl-tert-butyl ether	ug/L	50	38.8	78	60-140	
Methylene Chloride	ug/L	50	44.5	89	60-140	
n-Butylbenzene	ug/L	50	42.1	84	60-140	
n-Propylbenzene	ug/L	50	43.2	86	60-140	
Naphthalene	ug/L	50	49.7	99	60-140	
o-Xylene	ug/L	50	46.8	94	60-140	
sec-Butylbenzene	ug/L	50	43.8	88	60-140	
Styrene	ug/L	50	48.2	96	60-140	
tert-Butylbenzene	ug/L	50	38.2	76	60-140	
Tetrachloroethene	ug/L	50	45.5	91	60-140	
Toluene	ug/L	50	47.6	95	60-140	
trans-1,2-Dichloroethene	ug/L	50	37.7	75	60-140	
trans-1,3-Dichloropropene	ug/L	50	43.5	87	60-140	
Trichloroethene	ug/L	50	43.9	88	60-140	
Trichlorofluoromethane	ug/L	50	44.7	89	60-140	
Vinyl chloride	ug/L	50	39.5	79	60-140	
1,2-Dichloroethane-d4 (S)	%			87	70-130	
4-Bromofluorobenzene (S)	%			102	70-130	

Results presented on this page are in the units indicated by the "Units" column except where an alternate unit is presented to the right of the result.

REPORT OF LABORATORY ANALYSIS

This report shall not be reproduced, except in full,
without the written consent of Pace Analytical Services, LLC.

Pace Analytical Services, LLC
9800 Kincey Ave. Suite 100
Huntersville, NC 28078
(704)875-9092

QUALITY CONTROL DATA

Project: 2020-L1-2448
Pace Project No.: 92604790

LABORATORY CONTROL SAMPLE: 3648160

Parameter	Units	Spike Conc.	LCS Result	LCS % Rec	% Rec Limits	Qualifiers
Toluene-d8 (S)	%			98	70-130	

MATRIX SPIKE & MATRIX SPIKE DUPLICATE: 3648161 3648162

Parameter	Units	92604679004 Result	MS Spike Conc.	MSD Spike Conc.	MS Result	MSD Result	MS % Rec	MSD % Rec	% Rec Limits	RPD	Max RPD	Qual
1,1,1,2-Tetrachloroethane	ug/L	ND	20	20	19.5	19.1	97	96	60-140	2	30	
1,1,1-Trichloroethane	ug/L	ND	20	20	17.9	17.8	90	89	60-140	1	30	
1,1,2,2-Tetrachloroethane	ug/L	ND	20	20	17.7	17.4	88	87	60-140	1	30	
1,1,2-Trichloroethane	ug/L	ND	20	20	19.7	19.5	98	97	60-140	1	30	
1,1-Dichloroethane	ug/L	ND	20	20	17.7	18.0	88	90	60-140	2	30	
1,1-Dichloroethene	ug/L	ND	20	20	19.3	19.3	96	97	60-140	0	30	
1,1-Dichloropropene	ug/L	ND	20	20	18.6	18.7	93	94	60-140	1	30	
1,2,3-Trichlorobenzene	ug/L	ND	20	20	24.5	23.5	122	117	60-140	4	30	
1,2,3-Trichloropropane	ug/L	ND	20	20	17.0	17.3	85	86	60-140	2	30	
1,2,4-Trichlorobenzene	ug/L	ND	20	20	21.1	20.8	105	104	60-140	1	30	
1,2,4-Trimethylbenzene	ug/L	ND	20	20	18.8	18.3	94	92	60-140	2	30	
1,2-Dibromo-3-chloropropane	ug/L	ND	20	20	17.5	16.5	87	83	60-140	6	30	
1,2-Dibromoethane (EDB)	ug/L	ND	20	20	19.4	18.8	97	94	60-140	3	30	
1,2-Dichlorobenzene	ug/L	ND	20	20	19.5	19.0	97	95	60-140	2	30	
1,2-Dichloroethane	ug/L	ND	20	20	17.5	18.0	88	90	60-140	3	30	
1,2-Dichloropropane	ug/L	ND	20	20	19.1	18.8	95	94	60-140	1	30	
1,3,5-Trimethylbenzene	ug/L	ND	20	20	19.2	18.8	96	94	60-140	2	30	
1,3-Dichlorobenzene	ug/L	ND	20	20	19.8	18.7	99	94	60-140	6	30	
1,3-Dichloropropane	ug/L	ND	20	20	19.4	19.0	97	95	60-140	2	30	
1,4-Dichlorobenzene	ug/L	ND	20	20	17.8	18.2	89	91	60-140	2	30	
2,2-Dichloropropane	ug/L	ND	20	20	21.2	21.0	106	105	60-140	1	30	
2-Chlorotoluene	ug/L	ND	20	20	18.3	17.9	91	90	60-140	2	30	
4-Chlorotoluene	ug/L	ND	20	20	18.1	17.5	91	88	60-140	3	30	
Benzene	ug/L	ND	20	20	17.9	18.0	89	90	60-140	1	30	
Bromobenzene	ug/L	ND	20	20	18.9	18.4	94	92	60-140	3	30	
Bromochloromethane	ug/L	ND	20	20	18.9	19.0	95	95	60-140	0	30	
Bromodichloromethane	ug/L	ND	20	20	18.6	18.4	93	92	60-140	1	30	
Bromoform	ug/L	ND	20	20	19.5	18.9	98	94	60-140	3	30	
Bromomethane	ug/L	ND	20	20	20.7	20.8	103	104	60-140	1	30	
Carbon tetrachloride	ug/L	ND	20	20	19.2	19.2	96	96	60-140	0	30	
Chlorobenzene	ug/L	ND	20	20	19.9	19.4	99	97	60-140	2	30	
Chloroethane	ug/L	ND	20	20	26.1	25.7	131	129	60-140	2	30	
Chloroform	ug/L	ND	20	20	17.5	18.1	88	91	60-140	4	30	
Chloromethane	ug/L	ND	20	20	20.3	20.0	102	100	60-140	2	30	
cis-1,2-Dichloroethene	ug/L	ND	20	20	17.9	17.9	89	89	60-140	0	30	
cis-1,3-Dichloropropene	ug/L	ND	20	20	19.2	19.2	96	96	60-140	0	30	
Dibromochloromethane	ug/L	ND	20	20	18.5	18.6	93	93	60-140	0	30	
Dibromomethane	ug/L	ND	20	20	20.6	20.4	103	102	60-140	1	30	

Results presented on this page are in the units indicated by the "Units" column except where an alternate unit is presented to the right of the result.

REPORT OF LABORATORY ANALYSIS

This report shall not be reproduced, except in full,
without the written consent of Pace Analytical Services, LLC.

Pace Analytical Services, LLC
9800 Kincey Ave. Suite 100
Huntersville, NC 28078
(704)875-9092

QUALITY CONTROL DATA

Project: 2020-L1-2448
Pace Project No.: 92604790

MATRIX SPIKE & MATRIX SPIKE DUPLICATE: 3648161 3648162

Parameter	Units	92604679004 Result	MS Spike Conc.	MSD Spike Conc.	MS Result	MSD Result	MS % Rec	MSD % Rec	% Rec Limits	RPD	Max RPD	Qual
Dichlorodifluoromethane	ug/L	ND	20	20	19.2	19.1	96	96	60-140	0	30	
Diisopropyl ether	ug/L	ND	20	20	17.2	17.3	86	86	60-140	0	30	
Ethanol	ug/L	ND	800	800	950	913	119	114	60-140	4	30	
Ethylbenzene	ug/L	ND	20	20	20.3	19.7	101	99	60-140	3	30	
Hexachloro-1,3-butadiene	ug/L	ND	20	20	23.1	22.9	116	115	60-140	1	30	
Isopropylbenzene (Cumene)	ug/L	ND	20	20	20.0	19.5	100	97	60-140	3	30	
m&p-Xylene	ug/L	ND	40	40	40.1	39.6	100	99	60-140	1	30	
Methyl-tert-butyl ether	ug/L	ND	20	20	17.6	17.6	88	88	60-140	0	30	
Methylene Chloride	ug/L	ND	20	20	20.2	20.0	101	100	60-140	1	30	
n-Butylbenzene	ug/L	ND	20	20	19.2	18.4	96	92	60-140	4	30	
n-Propylbenzene	ug/L	ND	20	20	19.5	18.7	97	93	60-140	4	30	
Naphthalene	ug/L	ND	20	20	20.2	18.9	101	95	60-140	7	30	
o-Xylene	ug/L	ND	20	20	19.8	19.6	99	98	60-140	1	30	
sec-Butylbenzene	ug/L	ND	20	20	19.8	19.3	99	97	60-140	3	30	
Styrene	ug/L	ND	20	20	19.5	18.7	98	93	60-140	4	30	
tert-Butylbenzene	ug/L	ND	20	20	17.0	16.6	85	83	60-140	2	30	
Tetrachloroethene	ug/L	ND	20	20	20.7	20.6	104	103	60-140	0	30	
Toluene	ug/L	ND	20	20	21.5	21.4	107	107	60-140	0	30	
trans-1,2-Dichloroethene	ug/L	ND	20	20	18.8	18.8	94	94	60-140	0	30	
trans-1,3-Dichloropropene	ug/L	ND	20	20	19.3	18.9	96	94	60-140	2	30	
Trichloroethene	ug/L	ND	20	20	21.1	20.4	106	102	60-140	3	30	
Trichlorofluoromethane	ug/L	ND	20	20	21.2	21.2	106	106	60-140	0	30	
Vinyl chloride	ug/L	ND	20	20	21.2	21.1	106	105	60-140	0	30	
1,2-Dichloroethane-d4 (S)	%						90	90	70-130			
4-Bromofluorobenzene (S)	%						101	101	70-130			
Toluene-d8 (S)	%						98	98	70-130			

Results presented on this page are in the units indicated by the "Units" column except where an alternate unit is presented to the right of the result.

REPORT OF LABORATORY ANALYSIS

This report shall not be reproduced, except in full,
without the written consent of Pace Analytical Services, LLC.

Pace Analytical Services, LLC
9800 Kincey Ave. Suite 100
Huntersville, NC 28078
(704)875-9092

QUALIFIERS

Project: 2020-L1-2448
Pace Project No.: 92604790

DEFINITIONS

DF - Dilution Factor, if reported, represents the factor applied to the reported data due to dilution of the sample aliquot.

ND - Not Detected at or above adjusted reporting limit.

TNTC - Too Numerous To Count

J - Estimated concentration above the adjusted method detection limit and below the adjusted reporting limit.

MDL - Adjusted Method Detection Limit.

PQL - Practical Quantitation Limit.

RL - Reporting Limit - The lowest concentration value that meets project requirements for quantitative data with known precision and bias for a specific analyte in a specific matrix.

S - Surrogate

1,2-Diphenylhydrazine decomposes to and cannot be separated from Azobenzene using Method 8270. The result for each analyte is a combined concentration.

Consistent with EPA guidelines, unrounded data are displayed and have been used to calculate % recovery and RPD values.

LCS(D) - Laboratory Control Sample (Duplicate)

MS(D) - Matrix Spike (Duplicate)

DUP - Sample Duplicate

RPD - Relative Percent Difference

NC - Not Calculable.

SG - Silica Gel - Clean-Up

U - Indicates the compound was analyzed for, but not detected.

Acid preservation may not be appropriate for 2 Chloroethylvinyl ether.

A separate vial preserved to a pH of 4-5 is recommended in SW846 Chapter 4 for the analysis of Acrolein and Acrylonitrile by EPA Method 8260.

N-Nitrosodiphenylamine decomposes and cannot be separated from Diphenylamine using Method 8270. The result reported for each analyte is a combined concentration.

Reported results are not rounded until the final step prior to reporting. Therefore, calculated parameters that are typically reported as "Total" may vary slightly from the sum of the reported component parameters.

Pace Analytical is TNI accredited. Contact your Pace PM for the current list of accredited analytes.

TNI - The NELAC Institute.

ANALYTE QUALIFIERS

N2	The lab does not hold NELAC/TNI accreditation for this parameter but other accreditations/certifications may apply. A complete list of accreditations/certifications is available upon request.

REPORT OF LABORATORY ANALYSIS

This report shall not be reproduced, except in full,
without the written consent of Pace Analytical Services, LLC.

Pace Analytical Services, LLC
9800 Kincey Ave. Suite 100
Huntersville, NC 28078
(704)875-9092

QUALITY CONTROL DATA CROSS REFERENCE TABLE

Project: 2020-L1-2448
Pace Project No.: 92604790

Lab ID	Sample ID	QC Batch Method	QC Batch	Analytical Method	Analytical Batch
92604790001	**14226-HC-RD-20220517**	MADEP VPH	699085		
92604790001	**14226-HC-RD-20220517**	EPA 3010A	702514	EPA 6020B	702632
92604790001	**14226-HC-RD-20220517**	SM 6200B	698783		

This report shall not be reproduced, except in full,
without the written consent of Pace Analytical Services, LLC.

CHAIN-OF-CUSTODY Analytical Request Document

Pace Analytical

Chain-of-Custody is a LEGAL DOCUMENT - Complete all relevent fields

LAB US

WO# : 92604790

92604790

Number or

Company: Apex Companies

Billing Information:

Address:

Report To: Andrew Street

Email To: andrew.street@apexcos.com

Copy To:

Site Collection Info/Address: 14226 Huntersville concord Rd

Customer Project Name/Number: 2020-LI-2448

State: NC County/City: Huntersville Time Zone Collected: [ ] PT [ ] MT [ ] CT [ ] ET

Phone:
Email:

Site/Facility ID #:

Compliance Monitoring? [ ] Yes [ ] No

Collected By (print): Vanessa Hunter

Purchase Order #:
Quote #:

DW PWS ID #:
DW Location Code:

Collected By (signature):

Turnaround Date Required: ASAP

Immediately Packed on Ice: [ ] Yes [ ] No

Sample Disposal:
[ ] Dispose as appropriate [ ] Return
[ ] Archive: _____
[ ] Hold: _____

Rush:
[ ] Same Day [ ] Next Day
[ ] 2 Day [ ] 3 Day [ ] 4 Day [ ] 5 Day
(Expedite Charges Apply)

Field Filtered (if applicable): [ ] Yes [ ] No

Analysis: _____

** Preservative Types: (1) nitric acid, (2) sulfuric acid, (3) hydrochloric acid, (4) sodium hydroxide, (5) zinc acetate, (6) methanol, (7) sodium bisulfate, (8) sodium thiosulfate, (9) hexane, (A) ascorbic acid, (B) ammonium sulfate, (C) ammonium hydroxide, (D) TSP, (U) Unpreserved, (O) Other _____

* Matrix Codes (Insert in Matrix box below): Drinking Water (DW), Ground Water (GW), Wastewater (WW), Product (P), Soil/Solid (SL), Oil (OL), Wipe (WP), Air (AR), Tissue (TS), Bioassay (B), Vapor (V), Other (OT)

Customer Sample ID	Matrix *	Comp / Grab	Collected (or Composite Start) Date	Collected (or Composite Start) Time	Composite End Date	Composite End Time	Res Cl	# of Ctns	Analyses: VOCs 6200B	MADEP VPH	Lead
14226_HC_Rd_20220517	DW	G	5/17/22	1041	-	-	-	8	X	X	X

Lab Profile/Line:

Lab Sample Receipt Checklist:

Custody Seals Present/Intact	Y	N	NA
Custody Signatures Present	Y	N	NA
Collector Signature Present	Y	N	NA
Bottles Intact	Y	N	NA
Correct Bottles	Y	N	NA
Sufficient Volume	Y	N	NA
Samples Received on Ice	Y	N	NA
VOA - Headspace Acceptable	Y	N	NA
USDA Regulated Soils	Y	N	NA
Samples in Holding Time	Y	N	NA
Residual Chlorine Present	Y	N	NA
Cl Strips: _____			
Sample pH Acceptable	Y	N	NA
pH Strips: 223819 HV			
Sulfide Present	Y	N	NA
Lead Acetate Strips: _____			

LAB USE ONLY:
Lab Sample # / Comments:
92604790

Customer Remarks / Special Conditions / Possible Hazards:

Type of Ice Used: Wet Blue Dry None

Packing Material Used:

Radchem sample(s) screened (<500 cpm): Y N NA

SHORT HOLDS PRESENT (<72 hours): Y N N/A

Lab Tracking #: 2518235

Samples received via: FEDEX UPS Client Courier Pace Courier

Lab Sample Temperature Info:
Temp Blank Received: Y N NA
Therm ID#: _____
Cooler 1 Temp Upon Receipt: 3.8 oC
Cooler 1 Therm Corr. Factor: _____ oC
Cooler 1 Corrected Temp: _____ oC
Comments:

Relinquished by/Company: (Signature)	Date/Time:	Received by/Company: (Signature)	Date/Time:
Apex	5/17/22 1147	DP PACE HVL	5/17/22 1147
Relinquished by/Company: (Signature)	Date/Time:	Received by/Company: (Signature)	Date/Time:
Relinquished by/Company: (Signature)	Date/Time:	Received by/Company: (Signature)	Date/Time:

MTJL LAB USE ONLY

Table #:
Acctnum:
Template:
Prelogin:
PM:
PB:

Trip Blank Received: Y N NA
HCL MeOH TSP Other

Non Conformance(s): YES / NO

Page: _____ of: _____

Pace Analytical Services, LLC
9800 Kincey Ave. Suite 100
Huntersville, NC 28078
(704)875-9092

June 08, 2022

Andrew Street
Apex Companies - NC
5900 Northwoods Business Pkwy
Suite 5900-0
Charlotte, NC 28269

RE: Project: 2020-L1-2448
Pace Project No.: 92604791

Dear Andrew Street:

Enclosed are the analytical results for sample(s) received by the laboratory on May 17, 2022. The results relate only to the samples included in this report. Results reported herein conform to the applicable TNI/NELAC Standards and the laboratory's Quality Manual, where applicable, unless otherwise noted in the body of the report.

The test results provided in this final report were generated by each of the following laboratories within the Pace Network:

- Pace Analytical Services - Asheville
- Pace Analytical Services - Charlotte

If you have any questions concerning this report, please feel free to contact me.

Sincerely,

Angela M. Baioni

Angela Baioni
angela.baioni@pacelabs.com
(704)875-9092
Project Manager

Enclosures

cc: J Culbreath, Colonial Pipeline Company
Naomi Fretz, APEX Companies, LLC
Robert Hughes, Colonial Pipeline
Jamie Moran, APEX Companies, LLC
Jeff Morrison, Colonial Pipeline Company
Tom Naumann, APEX Companies - NC
Joe Nicolette, Montrose-EPS
Kaitlyn Nootens, Apex Companies
Christopher Schultz, Apex Companies
Matt Teixeira, Apex Companies, LLC
Michael Verdon, Colonial Pipeline Company
JM Wyatt, Colonial Pipeline Company

REPORT OF LABORATORY ANALYSIS

This report shall not be reproduced, except in full,
without the written consent of Pace Analytical Services, LLC.

Pace Analytical Services, LLC
9800 Kincey Ave. Suite 100
Huntersville, NC 28078
(704)875-9092

CERTIFICATIONS

Project: 2020-L1-2448
Pace Project No.: 92604791

Pace Analytical Services Charlotte

South Carolina Laboratory ID: 99006
9800 Kincey Ave. Ste 100, Huntersville, NC 28078
North Carolina Drinking Water Certification #: 37706
North Carolina Field Services Certification #: 5342
North Carolina Wastewater Certification #: 12
South Carolina Laboratory ID: 99006
South Carolina Certification #: 99006001
South Carolina Drinking Water Cert. #: 99006003
Florida/NELAP Certification #: E87627
Kentucky UST Certification #: 84
Louisiana DoH Drinking Water #: LA029
Virginia/VELAP Certification #: 460221

Pace Analytical Services Asheville

2225 Riverside Drive, Asheville, NC 28804
Florida/NELAP Certification #: E87648
North Carolina Drinking Water Certification #: 37712
North Carolina Wastewater Certification #: 40
South Carolina Laboratory ID: 99030
South Carolina Certification #: 99030001
Virginia/VELAP Certification #: 460222

This report shall not be reproduced, except in full,
without the written consent of Pace Analytical Services, LLC.

Pace Analytical Services, LLC
9800 Kincey Ave. Suite 100
Huntersville, NC 28078
(704)875-9092

SAMPLE SUMMARY

Project: 2020-L1-2448
Pace Project No.: 92604791

Lab ID	Sample ID	Matrix	Date Collected	Date Received
92604791001	**13800-HC-RD-20220517**	Water	05/17/22 09:10	05/17/22 11:47

REPORT OF LABORATORY ANALYSIS

This report shall not be reproduced, except in full,
without the written consent of Pace Analytical Services, LLC.

Pace Analytical Services, LLC
9800 Kincey Ave. Suite 100
Huntersville, NC 28078
(704)875-9092

SAMPLE ANALYTE COUNT

Project: 2020-L1-2448
Pace Project No.: 92604791

Lab ID	Sample ID	Method	Analysts	Analytes Reported	Laboratory
92604791001	**13800-HC-RD-20220517**	MADEP VPH	MAD	6	PASI-C
		EPA 6020B	CRW	1	PASI-A
		SM 6200B	SAS	64	PASI-C

PASI-A = Pace Analytical Services - Asheville
PASI-C = Pace Analytical Services - Charlotte

This report shall not be reproduced, except in full,
without the written consent of Pace Analytical Services, LLC.

Pace Analytical Services, LLC
9800 Kincey Ave. Suite 100
Huntersville, NC 28078
(704)875-9092

ANALYTICAL RESULTS

Project: 2020-L1-2448
Pace Project No.: 92604791

Sample: 13800-HC-RD-20220517 **Lab ID: 92604791001** Collected: 05/17/22 09:10 Received: 05/17/22 11:47 Matrix: Water

Parameters	Results	Units	Report Limit	MDL	DF	Prepared	Analyzed	CAS No.	Qual
VPH NC Water	Analytical Method: MADEP VPH Pace Analytical Services - Charlotte								
Total VPH (C5-C12)	ND	ug/L	50.0	50.0	1		05/18/22 19:53		N2
Aliphatic (C05-C08)	ND	ug/L	50.0	50.0	1		05/18/22 19:53		N2
Aliphatic(C09-C12) Adjusted	ND	ug/L	50.0	50.0	1		05/18/22 19:53		N2
Aromatic (C09-C10)	ND	ug/L	50.0	50.0	1		05/18/22 19:53		N2
Surrogates									
4-Bromofluorobenzene (FID) (S)	109	%	70-130		1		05/18/22 19:53	460-00-4	
4-Bromofluorobenzene (PID) (S)	89	%	70-130		1		05/18/22 19:53	460-00-4	
6020 MET ICPMS	Analytical Method: EPA 6020B Preparation Method: EPA 3010A Pace Analytical Services - Asheville								
Lead	**2.8**	ug/L	1.0	0.077	1	06/07/22 00:54	06/07/22 20:28	7439-92-1	
6200B MSV	Analytical Method: SM 6200B Pace Analytical Services - Charlotte								
Benzene	ND	ug/L	0.50	0.34	1		05/18/22 02:31	71-43-2	
Bromobenzene	ND	ug/L	0.50	0.29	1		05/18/22 02:31	108-86-1	
Bromochloromethane	ND	ug/L	0.50	0.47	1		05/18/22 02:31	74-97-5	
Bromodichloromethane	ND	ug/L	0.50	0.31	1		05/18/22 02:31	75-27-4	
Bromoform	ND	ug/L	0.50	0.34	1		05/18/22 02:31	75-25-2	
Bromomethane	ND	ug/L	5.0	1.7	1		05/18/22 02:31	74-83-9	
n-Butylbenzene	ND	ug/L	0.50	0.49	1		05/18/22 02:31	104-51-8	
sec-Butylbenzene	ND	ug/L	0.50	0.40	1		05/18/22 02:31	135-98-8	
tert-Butylbenzene	ND	ug/L	0.50	0.32	1		05/18/22 02:31	98-06-6	
Carbon tetrachloride	ND	ug/L	0.50	0.33	1		05/18/22 02:31	56-23-5	
Chlorobenzene	ND	ug/L	0.50	0.28	1		05/18/22 02:31	108-90-7	
Chloroethane	ND	ug/L	1.0	0.65	1		05/18/22 02:31	75-00-3	
Chloroform	ND	ug/L	0.50	0.43	1		05/18/22 02:31	67-66-3	
Chloromethane	ND	ug/L	1.0	0.54	1		05/18/22 02:31	74-87-3	
2-Chlorotoluene	ND	ug/L	0.50	0.32	1		05/18/22 02:31	95-49-8	
4-Chlorotoluene	ND	ug/L	0.50	0.32	1		05/18/22 02:31	106-43-4	
1,2-Dibromo-3-chloropropane	ND	ug/L	1.0	0.34	1		05/18/22 02:31	96-12-8	
Dibromochloromethane	ND	ug/L	0.50	0.36	1		05/18/22 02:31	124-48-1	
1,2-Dibromoethane (EDB)	ND	ug/L	0.50	0.27	1		05/18/22 02:31	106-93-4	
Dibromomethane	ND	ug/L	0.50	0.39	1		05/18/22 02:31	74-95-3	
1,2-Dichlorobenzene	ND	ug/L	0.50	0.34	1		05/18/22 02:31	95-50-1	
1,3-Dichlorobenzene	ND	ug/L	0.50	0.34	1		05/18/22 02:31	541-73-1	
1,4-Dichlorobenzene	ND	ug/L	0.50	0.33	1		05/18/22 02:31	106-46-7	
Dichlorodifluoromethane	ND	ug/L	0.50	0.35	1		05/18/22 02:31	75-71-8	
1,1-Dichloroethane	ND	ug/L	0.50	0.37	1		05/18/22 02:31	75-34-3	
1,2-Dichloroethane	ND	ug/L	0.50	0.32	1		05/18/22 02:31	107-06-2	
1,1-Dichloroethene	ND	ug/L	0.50	0.35	1		05/18/22 02:31	75-35-4	
cis-1,2-Dichloroethene	ND	ug/L	0.50	0.38	1		05/18/22 02:31	156-59-2	
trans-1,2-Dichloroethene	ND	ug/L	0.50	0.40	1		05/18/22 02:31	156-60-5	
1,2-Dichloropropane	ND	ug/L	0.50	0.36	1		05/18/22 02:31	78-87-5	
1,3-Dichloropropane	ND	ug/L	0.50	0.28	1		05/18/22 02:31	142-28-9	

REPORT OF LABORATORY ANALYSIS

This report shall not be reproduced, except in full,
without the written consent of Pace Analytical Services, LLC.

Pace Analytical Services, LLC
9800 Kincey Ave. Suite 100
Huntersville, NC 28078
(704)875-9092

ANALYTICAL RESULTS

Project: 2020-L1-2448
Pace Project No.: 92604791

Sample: 13800-HC-RD-20220517 **Lab ID: 92604791001** Collected: 05/17/22 09:10 Received: 05/17/22 11:47 Matrix: Water

Parameters	Results	Units	Report Limit	MDL	DF	Prepared	Analyzed	CAS No.	Qual
6200B MSV	Analytical Method: SM 6200B Pace Analytical Services - Charlotte								
2,2-Dichloropropane	ND	ug/L	0.50	0.39	1		05/18/22 02:31	594-20-7	
1,1-Dichloropropene	ND	ug/L	0.50	0.43	1		05/18/22 02:31	563-58-6	
cis-1,3-Dichloropropene	ND	ug/L	0.50	0.36	1		05/18/22 02:31	10061-01-5	
trans-1,3-Dichloropropene	ND	ug/L	0.50	0.36	1		05/18/22 02:31	10061-02-6	
Diisopropyl ether	ND	ug/L	0.50	0.31	1		05/18/22 02:31	108-20-3	
Ethanol	ND	ug/L	200	72.2	1		05/18/22 02:31	64-17-5	
Ethylbenzene	ND	ug/L	0.50	0.30	1		05/18/22 02:31	100-41-4	
Hexachloro-1,3-butadiene	ND	ug/L	2.0	1.5	1		05/18/22 02:31	87-68-3	
Isopropylbenzene (Cumene)	ND	ug/L	0.50	0.33	1		05/18/22 02:31	98-82-8	
Methylene Chloride	ND	ug/L	2.0	2.0	1		05/18/22 02:31	75-09-2	
Methyl-tert-butyl ether	ND	ug/L	0.50	0.42	1		05/18/22 02:31	1634-04-4	
Naphthalene	ND	ug/L	2.0	0.64	1		05/18/22 02:31	91-20-3	
n-Propylbenzene	ND	ug/L	0.50	0.34	1		05/18/22 02:31	103-65-1	
Styrene	ND	ug/L	0.50	0.29	1		05/18/22 02:31	100-42-5	
1,1,1,2-Tetrachloroethane	ND	ug/L	0.50	0.31	1		05/18/22 02:31	630-20-6	
1,1,2,2-Tetrachloroethane	ND	ug/L	0.50	0.22	1		05/18/22 02:31	79-34-5	
Tetrachloroethene	ND	ug/L	0.50	0.29	1		05/18/22 02:31	127-18-4	
Toluene	ND	ug/L	0.50	0.48	1		05/18/22 02:31	108-88-3	
1,2,3-Trichlorobenzene	ND	ug/L	2.0	0.81	1		05/18/22 02:31	87-61-6	
1,2,4-Trichlorobenzene	ND	ug/L	2.0	0.64	1		05/18/22 02:31	120-82-1	
1,1,1-Trichloroethane	ND	ug/L	0.50	0.33	1		05/18/22 02:31	71-55-6	
1,1,2-Trichloroethane	ND	ug/L	0.50	0.32	1		05/18/22 02:31	79-00-5	
Trichloroethene	ND	ug/L	0.50	0.38	1		05/18/22 02:31	79-01-6	
Trichlorofluoromethane	ND	ug/L	1.0	0.30	1		05/18/22 02:31	75-69-4	
1,2,3-Trichloropropane	ND	ug/L	0.50	0.26	1		05/18/22 02:31	96-18-4	
1,2,4-Trimethylbenzene	ND	ug/L	0.50	0.50	1		05/18/22 02:31	95-63-6	
1,3,5-Trimethylbenzene	ND	ug/L	0.50	0.33	1		05/18/22 02:31	108-67-8	
Vinyl chloride	ND	ug/L	1.0	0.39	1		05/18/22 02:31	75-01-4	
m&p-Xylene	ND	ug/L	1.0	0.71	1		05/18/22 02:31	179601-23-1	
o-Xylene	ND	ug/L	0.50	0.34	1		05/18/22 02:31	95-47-6	
Surrogates									
1,2-Dichloroethane-d4 (S)	98	%	70-130		1		05/18/22 02:31	17060-07-0	
4-Bromofluorobenzene (S)	99	%	70-130		1		05/18/22 02:31	460-00-4	
Toluene-d8 (S)	100	%	70-130		1		05/18/22 02:31	2037-26-5	

REPORT OF LABORATORY ANALYSIS

This report shall not be reproduced, except in full,
without the written consent of Pace Analytical Services, LLC.

Pace Analytical Services, LLC
9800 Kincey Ave. Suite 100
Huntersville, NC 28078
(704)875-9092

QUALITY CONTROL DATA

Project: 2020-L1-2448
Pace Project No.: 92604791

QC Batch: 699085
QC Batch Method: MADEP VPH
Analysis Method: MADEP VPH
Analysis Description: VPH NC Water
Laboratory: Pace Analytical Services - Charlotte
Associated Lab Samples: 92604791001

METHOD BLANK: 3649785 Matrix: Water
Associated Lab Samples: 92604791001

Parameter	Units	Blank Result	Reporting Limit	MDL	Analyzed	Qualifiers
Aliphatic (C05-C08)	ug/L	ND	50.0	50.0	05/18/22 16:02	N2
Aromatic (C09-C10)	ug/L	ND	50.0	50.0	05/18/22 16:02	N2
4-Bromofluorobenzene (FID) (S)	%	97	70-130		05/18/22 16:02	
4-Bromofluorobenzene (PID) (S)	%	81	70-130		05/18/22 16:02	

LABORATORY CONTROL SAMPLE & LCSD: 3649786 3649787

Parameter	Units	Spike Conc.	LCS Result	LCSD Result	LCS % Rec	LCSD % Rec	% Rec Limits	RPD	Max RPD	Qualifiers
Aliphatic (C05-C08)	ug/L	300	318	288	106	96	70-130	10	25	N2
Aromatic (C09-C10)	ug/L	100	91.4	91.0	91	91	70-130	0	25	N2
4-Bromofluorobenzene (FID) (S)	%				105	108	70-130			
4-Bromofluorobenzene (PID) (S)	%				87	89	70-130			

Results presented on this page are in the units indicated by the "Units" column except where an alternate unit is presented to the right of the result.

REPORT OF LABORATORY ANALYSIS

This report shall not be reproduced, except in full,
without the written consent of Pace Analytical Services, LLC.

Pace Analytical Services, LLC
9800 Kincey Ave. Suite 100
Huntersville, NC 28078
(704)875-9092

QUALITY CONTROL DATA

Project: 2020-L1-2448
Pace Project No.: 92604791

QC Batch: 702514
QC Batch Method: EPA 3010A
Analysis Method: EPA 6020B
Analysis Description: 6020 MET
Laboratory: Pace Analytical Services - Asheville
Associated Lab Samples: 92604791001

METHOD BLANK: 3666281 Matrix: Water
Associated Lab Samples: 92604791001

Parameter	Units	Blank Result	Reporting Limit	MDL	Analyzed	Qualifiers
Lead	ug/L	ND	1.0	0.077	06/07/22 19:18	

LABORATORY CONTROL SAMPLE: 3666282

Parameter	Units	Spike Conc.	LCS Result	LCS % Rec	% Rec Limits	Qualifiers
Lead	ug/L	50	49.7	99	80-120	

MATRIX SPIKE & MATRIX SPIKE DUPLICATE: 3666283 3666284

Parameter	Units	92603677001 Result	MS Spike Conc.	MSD Spike Conc.	MS Result	MSD Result	MS % Rec	MSD % Rec	% Rec Limits	RPD	Max RPD	Qual
Lead	ug/L	16.4	50	50	65.2	65.5	98	98	75-125	1	20	

Results presented on this page are in the units indicated by the "Units" column except where an alternate unit is presented to the right of the result.

REPORT OF LABORATORY ANALYSIS

This report shall not be reproduced, except in full,
without the written consent of Pace Analytical Services, LLC.

Pace Analytical Services, LLC
9800 Kincey Ave. Suite 100
Huntersville, NC 28078
(704)875-9092

QUALITY CONTROL DATA

Project: 2020-L1-2448
Pace Project No.: 92604791

QC Batch: 698783
QC Batch Method: SM 6200B
Analysis Method: SM 6200B
Analysis Description: 6200B MSV
Laboratory: Pace Analytical Services - Charlotte

Associated Lab Samples: 92604791001

METHOD BLANK: 3648159 Matrix: Water
Associated Lab Samples: 92604791001

Parameter	Units	Blank Result	Reporting Limit	MDL	Analyzed	Qualifiers
1,1,1,2-Tetrachloroethane	ug/L	ND	0.50	0.31	05/17/22 23:47	
1,1,1-Trichloroethane	ug/L	ND	0.50	0.33	05/17/22 23:47	
1,1,2,2-Tetrachloroethane	ug/L	ND	0.50	0.22	05/17/22 23:47	
1,1,2-Trichloroethane	ug/L	ND	0.50	0.32	05/17/22 23:47	
1,1-Dichloroethane	ug/L	ND	0.50	0.37	05/17/22 23:47	
1,1-Dichloroethene	ug/L	ND	0.50	0.35	05/17/22 23:47	
1,1-Dichloropropene	ug/L	ND	0.50	0.43	05/17/22 23:47	
1,2,3-Trichlorobenzene	ug/L	ND	2.0	0.81	05/17/22 23:47	
1,2,3-Trichloropropane	ug/L	ND	0.50	0.26	05/17/22 23:47	
1,2,4-Trichlorobenzene	ug/L	ND	2.0	0.64	05/17/22 23:47	
1,2,4-Trimethylbenzene	ug/L	ND	0.50	0.50	05/17/22 23:47	
1,2-Dibromo-3-chloropropane	ug/L	ND	1.0	0.34	05/17/22 23:47	
1,2-Dibromoethane (EDB)	ug/L	ND	0.50	0.27	05/17/22 23:47	
1,2-Dichlorobenzene	ug/L	ND	0.50	0.34	05/17/22 23:47	
1,2-Dichloroethane	ug/L	ND	0.50	0.32	05/17/22 23:47	
1,2-Dichloropropane	ug/L	ND	0.50	0.36	05/17/22 23:47	
1,3,5-Trimethylbenzene	ug/L	ND	0.50	0.33	05/17/22 23:47	
1,3-Dichlorobenzene	ug/L	ND	0.50	0.34	05/17/22 23:47	
1,3-Dichloropropane	ug/L	ND	0.50	0.28	05/17/22 23:47	
1,4-Dichlorobenzene	ug/L	ND	0.50	0.33	05/17/22 23:47	
2,2-Dichloropropane	ug/L	ND	0.50	0.39	05/17/22 23:47	
2-Chlorotoluene	ug/L	ND	0.50	0.32	05/17/22 23:47	
4-Chlorotoluene	ug/L	ND	0.50	0.32	05/17/22 23:47	
Benzene	ug/L	ND	0.50	0.34	05/17/22 23:47	
Bromobenzene	ug/L	ND	0.50	0.29	05/17/22 23:47	
Bromochloromethane	ug/L	ND	0.50	0.47	05/17/22 23:47	
Bromodichloromethane	ug/L	ND	0.50	0.31	05/17/22 23:47	
Bromoform	ug/L	ND	0.50	0.34	05/17/22 23:47	
Bromomethane	ug/L	ND	5.0	1.7	05/17/22 23:47	
Carbon tetrachloride	ug/L	ND	0.50	0.33	05/17/22 23:47	
Chlorobenzene	ug/L	ND	0.50	0.28	05/17/22 23:47	
Chloroethane	ug/L	ND	1.0	0.65	05/17/22 23:47	
Chloroform	ug/L	ND	0.50	0.43	05/17/22 23:47	
Chloromethane	ug/L	ND	1.0	0.54	05/17/22 23:47	
cis-1,2-Dichloroethene	ug/L	ND	0.50	0.38	05/17/22 23:47	
cis-1,3-Dichloropropene	ug/L	ND	0.50	0.36	05/17/22 23:47	
Dibromochloromethane	ug/L	ND	0.50	0.36	05/17/22 23:47	
Dibromomethane	ug/L	ND	0.50	0.39	05/17/22 23:47	
Dichlorodifluoromethane	ug/L	ND	0.50	0.35	05/17/22 23:47	
Diisopropyl ether	ug/L	ND	0.50	0.31	05/17/22 23:47	

Results presented on this page are in the units indicated by the "Units" column except where an alternate unit is presented to the right of the result.

REPORT OF LABORATORY ANALYSIS

This report shall not be reproduced, except in full,
without the written consent of Pace Analytical Services, LLC.

Pace Analytical Services, LLC
9800 Kincey Ave. Suite 100
Huntersville, NC 28078
(704)875-9092

QUALITY CONTROL DATA

Project: 2020-L1-2448
Pace Project No.: 92604791

METHOD BLANK: 3648159 Matrix: Water
Associated Lab Samples: 92604791001

Parameter	Units	Blank Result	Reporting Limit	MDL	Analyzed	Qualifiers
Ethanol	ug/L	ND	200	72.2	05/17/22 23:47	
Ethylbenzene	ug/L	ND	0.50	0.30	05/17/22 23:47	
Hexachloro-1,3-butadiene	ug/L	ND	2.0	1.5	05/17/22 23:47	
Isopropylbenzene (Cumene)	ug/L	ND	0.50	0.33	05/17/22 23:47	
m&p-Xylene	ug/L	ND	1.0	0.71	05/17/22 23:47	
Methyl-tert-butyl ether	ug/L	ND	0.50	0.42	05/17/22 23:47	
Methylene Chloride	ug/L	ND	2.0	2.0	05/17/22 23:47	
n-Butylbenzene	ug/L	ND	0.50	0.49	05/17/22 23:47	
n-Propylbenzene	ug/L	ND	0.50	0.34	05/17/22 23:47	
Naphthalene	ug/L	ND	2.0	0.64	05/17/22 23:47	
o-Xylene	ug/L	ND	0.50	0.34	05/17/22 23:47	
sec-Butylbenzene	ug/L	ND	0.50	0.40	05/17/22 23:47	
Styrene	ug/L	ND	0.50	0.29	05/17/22 23:47	
tert-Butylbenzene	ug/L	ND	0.50	0.32	05/17/22 23:47	
Tetrachloroethene	ug/L	ND	0.50	0.29	05/17/22 23:47	
Toluene	ug/L	ND	0.50	0.48	05/17/22 23:47	
trans-1,2-Dichloroethene	ug/L	ND	0.50	0.40	05/17/22 23:47	
trans-1,3-Dichloropropene	ug/L	ND	0.50	0.36	05/17/22 23:47	
Trichloroethene	ug/L	ND	0.50	0.38	05/17/22 23:47	
Trichlorofluoromethane	ug/L	ND	1.0	0.30	05/17/22 23:47	
Vinyl chloride	ug/L	ND	1.0	0.39	05/17/22 23:47	
1,2-Dichloroethane-d4 (S)	%	96	70-130		05/17/22 23:47	
4-Bromofluorobenzene (S)	%	101	70-130		05/17/22 23:47	
Toluene-d8 (S)	%	103	70-130		05/17/22 23:47	

LABORATORY CONTROL SAMPLE: 3648160

Parameter	Units	Spike Conc.	LCS Result	LCS % Rec	% Rec Limits	Qualifiers
1,1,1,2-Tetrachloroethane	ug/L	50	45.5	91	60-140	
1,1,1-Trichloroethane	ug/L	50	36.8	74	60-140	
1,1,2,2-Tetrachloroethane	ug/L	50	42.0	84	60-140	
1,1,2-Trichloroethane	ug/L	50	46.6	93	60-140	
1,1-Dichloroethane	ug/L	50	36.5	73	60-140	
1,1-Dichloroethene	ug/L	50	37.4	75	60-140	
1,1-Dichloropropene	ug/L	50	37.9	76	60-140	
1,2,3-Trichlorobenzene	ug/L	50	57.9	116	60-140	
1,2,3-Trichloropropane	ug/L	50	41.9	84	60-140	
1,2,4-Trichlorobenzene	ug/L	50	51.2	102	60-140	
1,2,4-Trimethylbenzene	ug/L	50	43.0	86	60-140	
1,2-Dibromo-3-chloropropane	ug/L	50	42.1	84	60-140	
1,2-Dibromoethane (EDB)	ug/L	50	44.5	89	60-140	
1,2-Dichlorobenzene	ug/L	50	46.6	93	60-140	
1,2-Dichloroethane	ug/L	50	38.1	76	60-140	
1,2-Dichloropropane	ug/L	50	42.3	85	60-140	

Results presented on this page are in the units indicated by the "Units" column except where an alternate unit is presented to the right of the result.

REPORT OF LABORATORY ANALYSIS

This report shall not be reproduced, except in full,
without the written consent of Pace Analytical Services, LLC.

Pace Analytical Services, LLC
9800 Kincey Ave. Suite 100
Huntersville, NC 28078
(704)875-9092

QUALITY CONTROL DATA

Project: 2020-L1-2448
Pace Project No.: 92604791

LABORATORY CONTROL SAMPLE: 3648160

Parameter	Units	Spike Conc.	LCS Result	LCS % Rec	% Rec Limits	Qualifiers
1,3,5-Trimethylbenzene	ug/L	50	42.8	86	60-140	
1,3-Dichlorobenzene	ug/L	50	46.7	93	60-140	
1,3-Dichloropropane	ug/L	50	44.6	89	60-140	
1,4-Dichlorobenzene	ug/L	50	44.8	90	60-140	
2,2-Dichloropropane	ug/L	50	42.8	86	60-140	
2-Chlorotoluene	ug/L	50	43.4	87	60-140	
4-Chlorotoluene	ug/L	50	40.6	81	60-140	
Benzene	ug/L	50	38.6	77	60-140	
Bromobenzene	ug/L	50	44.8	90	60-140	
Bromochloromethane	ug/L	50	40.1	80	60-140	
Bromodichloromethane	ug/L	50	42.1	84	60-140	
Bromoform	ug/L	50	45.0	90	60-140	
Bromomethane	ug/L	50	38.1	76	60-140	
Carbon tetrachloride	ug/L	50	38.9	78	60-140	
Chlorobenzene	ug/L	50	45.1	90	60-140	
Chloroethane	ug/L	50	48.8	98	60-140	
Chloroform	ug/L	50	37.2	74	60-140	
Chloromethane	ug/L	50	38.0	76	60-140	
cis-1,2-Dichloroethene	ug/L	50	37.8	76	60-140	
cis-1,3-Dichloropropene	ug/L	50	43.7	87	60-140	
Dibromochloromethane	ug/L	50	44.0	88	60-140	
Dibromomethane	ug/L	50	46.9	94	60-140	
Dichlorodifluoromethane	ug/L	50	36.2	72	60-140	
Diisopropyl ether	ug/L	50	38.0	76	60-140	
Ethanol	ug/L	2000	1970	99	60-140	
Ethylbenzene	ug/L	50	45.2	90	60-140	
Hexachloro-1,3-butadiene	ug/L	50	52.7	105	60-140	
Isopropylbenzene (Cumene)	ug/L	50	45.2	90	60-140	
m&p-Xylene	ug/L	100	91.7	92	60-140	
Methyl-tert-butyl ether	ug/L	50	38.8	78	60-140	
Methylene Chloride	ug/L	50	44.5	89	60-140	
n-Butylbenzene	ug/L	50	42.1	84	60-140	
n-Propylbenzene	ug/L	50	43.2	86	60-140	
Naphthalene	ug/L	50	49.7	99	60-140	
o-Xylene	ug/L	50	46.8	94	60-140	
sec-Butylbenzene	ug/L	50	43.8	88	60-140	
Styrene	ug/L	50	48.2	96	60-140	
tert-Butylbenzene	ug/L	50	38.2	76	60-140	
Tetrachloroethene	ug/L	50	45.5	91	60-140	
Toluene	ug/L	50	47.6	95	60-140	
trans-1,2-Dichloroethene	ug/L	50	37.7	75	60-140	
trans-1,3-Dichloropropene	ug/L	50	43.5	87	60-140	
Trichloroethene	ug/L	50	43.9	88	60-140	
Trichlorofluoromethane	ug/L	50	44.7	89	60-140	
Vinyl chloride	ug/L	50	39.5	79	60-140	
1,2-Dichloroethane-d4 (S)	%			87	70-130	
4-Bromofluorobenzene (S)	%			102	70-130	

Results presented on this page are in the units indicated by the "Units" column except where an alternate unit is presented to the right of the result.

REPORT OF LABORATORY ANALYSIS

This report shall not be reproduced, except in full,
without the written consent of Pace Analytical Services, LLC.

Pace Analytical Services, LLC
9800 Kincey Ave. Suite 100
Huntersville, NC 28078
(704)875-9092

QUALITY CONTROL DATA

Project: 2020-L1-2448
Pace Project No.: 92604791

LABORATORY CONTROL SAMPLE: 3648160

Parameter	Units	Spike Conc.	LCS Result	LCS % Rec	% Rec Limits	Qualifiers
Toluene-d8 (S)	%			98	70-130	

MATRIX SPIKE & MATRIX SPIKE DUPLICATE: 3648161 3648162

Parameter	Units	92604679004 Result	MS Spike Conc.	MSD Spike Conc.	MS Result	MSD Result	MS % Rec	MSD % Rec	% Rec Limits	RPD	Max RPD	Qual
1,1,1,2-Tetrachloroethane	ug/L	ND	20	20	19.5	19.1	97	96	60-140	2	30	
1,1,1-Trichloroethane	ug/L	ND	20	20	17.9	17.8	90	89	60-140	1	30	
1,1,2,2-Tetrachloroethane	ug/L	ND	20	20	17.7	17.4	88	87	60-140	1	30	
1,1,2-Trichloroethane	ug/L	ND	20	20	19.7	19.5	98	97	60-140	1	30	
1,1-Dichloroethane	ug/L	ND	20	20	17.7	18.0	88	90	60-140	2	30	
1,1-Dichloroethene	ug/L	ND	20	20	19.3	19.3	96	97	60-140	0	30	
1,1-Dichloropropene	ug/L	ND	20	20	18.6	18.7	93	94	60-140	1	30	
1,2,3-Trichlorobenzene	ug/L	ND	20	20	24.5	23.5	122	117	60-140	4	30	
1,2,3-Trichloropropane	ug/L	ND	20	20	17.0	17.3	85	86	60-140	2	30	
1,2,4-Trichlorobenzene	ug/L	ND	20	20	21.1	20.8	105	104	60-140	1	30	
1,2,4-Trimethylbenzene	ug/L	ND	20	20	18.8	18.3	94	92	60-140	2	30	
1,2-Dibromo-3-chloropropane	ug/L	ND	20	20	17.5	16.5	87	83	60-140	6	30	
1,2-Dibromoethane (EDB)	ug/L	ND	20	20	19.4	18.8	97	94	60-140	3	30	
1,2-Dichlorobenzene	ug/L	ND	20	20	19.5	19.0	97	95	60-140	2	30	
1,2-Dichloroethane	ug/L	ND	20	20	17.5	18.0	88	90	60-140	3	30	
1,2-Dichloropropane	ug/L	ND	20	20	19.1	18.8	95	94	60-140	1	30	
1,3,5-Trimethylbenzene	ug/L	ND	20	20	19.2	18.8	96	94	60-140	2	30	
1,3-Dichlorobenzene	ug/L	ND	20	20	19.8	18.7	99	94	60-140	6	30	
1,3-Dichloropropane	ug/L	ND	20	20	19.4	19.0	97	95	60-140	2	30	
1,4-Dichlorobenzene	ug/L	ND	20	20	17.8	18.2	89	91	60-140	2	30	
2,2-Dichloropropane	ug/L	ND	20	20	21.2	21.0	106	105	60-140	1	30	
2-Chlorotoluene	ug/L	ND	20	20	18.3	17.9	91	90	60-140	2	30	
4-Chlorotoluene	ug/L	ND	20	20	18.1	17.5	91	88	60-140	3	30	
Benzene	ug/L	ND	20	20	17.9	18.0	89	90	60-140	1	30	
Bromobenzene	ug/L	ND	20	20	18.9	18.4	94	92	60-140	3	30	
Bromochloromethane	ug/L	ND	20	20	18.9	19.0	95	95	60-140	0	30	
Bromodichloromethane	ug/L	ND	20	20	18.6	18.4	93	92	60-140	1	30	
Bromoform	ug/L	ND	20	20	19.5	18.9	98	94	60-140	3	30	
Bromomethane	ug/L	ND	20	20	20.7	20.8	103	104	60-140	1	30	
Carbon tetrachloride	ug/L	ND	20	20	19.2	19.2	96	96	60-140	0	30	
Chlorobenzene	ug/L	ND	20	20	19.9	19.4	99	97	60-140	2	30	
Chloroethane	ug/L	ND	20	20	26.1	25.7	131	129	60-140	2	30	
Chloroform	ug/L	ND	20	20	17.5	18.1	88	91	60-140	4	30	
Chloromethane	ug/L	ND	20	20	20.3	20.0	102	100	60-140	2	30	
cis-1,2-Dichloroethene	ug/L	ND	20	20	17.9	17.9	89	89	60-140	0	30	
cis-1,3-Dichloropropene	ug/L	ND	20	20	19.2	19.2	96	96	60-140	0	30	
Dibromochloromethane	ug/L	ND	20	20	18.5	18.6	93	93	60-140	0	30	
Dibromomethane	ug/L	ND	20	20	20.6	20.4	103	102	60-140	1	30	

Results presented on this page are in the units indicated by the "Units" column except where an alternate unit is presented to the right of the result.

REPORT OF LABORATORY ANALYSIS

This report shall not be reproduced, except in full,
without the written consent of Pace Analytical Services, LLC.

Pace Analytical Services, LLC
9800 Kincey Ave. Suite 100
Huntersville, NC 28078
(704)875-9092

QUALITY CONTROL DATA

Project: 2020-L1-2448
Pace Project No.: 92604791

MATRIX SPIKE & MATRIX SPIKE DUPLICATE: 3648161 3648162

Parameter	Units	92604679004 Result	MS Spike Conc.	MSD Spike Conc.	MS Result	MSD Result	MS % Rec	MSD % Rec	% Rec Limits	RPD	Max RPD	Qual
Dichlorodifluoromethane	ug/L	ND	20	20	19.2	19.1	96	96	60-140	0	30	
Diisopropyl ether	ug/L	ND	20	20	17.2	17.3	86	86	60-140	0	30	
Ethanol	ug/L	ND	800	800	950	913	119	114	60-140	4	30	
Ethylbenzene	ug/L	ND	20	20	20.3	19.7	101	99	60-140	3	30	
Hexachloro-1,3-butadiene	ug/L	ND	20	20	23.1	22.9	116	115	60-140	1	30	
Isopropylbenzene (Cumene)	ug/L	ND	20	20	20.0	19.5	100	97	60-140	3	30	
m&p-Xylene	ug/L	ND	40	40	40.1	39.6	100	99	60-140	1	30	
Methyl-tert-butyl ether	ug/L	ND	20	20	17.6	17.6	88	88	60-140	0	30	
Methylene Chloride	ug/L	ND	20	20	20.2	20.0	101	100	60-140	1	30	
n-Butylbenzene	ug/L	ND	20	20	19.2	18.4	96	92	60-140	4	30	
n-Propylbenzene	ug/L	ND	20	20	19.5	18.7	97	93	60-140	4	30	
Naphthalene	ug/L	ND	20	20	20.2	18.9	101	95	60-140	7	30	
o-Xylene	ug/L	ND	20	20	19.8	19.6	99	98	60-140	1	30	
sec-Butylbenzene	ug/L	ND	20	20	19.8	19.3	99	97	60-140	3	30	
Styrene	ug/L	ND	20	20	19.5	18.7	98	93	60-140	4	30	
tert-Butylbenzene	ug/L	ND	20	20	17.0	16.6	85	83	60-140	2	30	
Tetrachloroethene	ug/L	ND	20	20	20.7	20.6	104	103	60-140	0	30	
Toluene	ug/L	ND	20	20	21.5	21.4	107	107	60-140	0	30	
trans-1,2-Dichloroethene	ug/L	ND	20	20	18.8	18.8	94	94	60-140	0	30	
trans-1,3-Dichloropropene	ug/L	ND	20	20	19.3	18.9	96	94	60-140	2	30	
Trichloroethene	ug/L	ND	20	20	21.1	20.4	106	102	60-140	3	30	
Trichlorofluoromethane	ug/L	ND	20	20	21.2	21.2	106	106	60-140	0	30	
Vinyl chloride	ug/L	ND	20	20	21.2	21.1	106	105	60-140	0	30	
1,2-Dichloroethane-d4 (S)	%						90	90	70-130			
4-Bromofluorobenzene (S)	%						101	101	70-130			
Toluene-d8 (S)	%						98	98	70-130			

Results presented on this page are in the units indicated by the "Units" column except where an alternate unit is presented to the right of the result.

REPORT OF LABORATORY ANALYSIS

This report shall not be reproduced, except in full,
without the written consent of Pace Analytical Services, LLC.

Pace Analytical Services, LLC
9800 Kincey Ave. Suite 100
Huntersville, NC 28078
(704)875-9092

QUALIFIERS

Project: 2020-L1-2448
Pace Project No.: 92604791

DEFINITIONS

DF - Dilution Factor, if reported, represents the factor applied to the reported data due to dilution of the sample aliquot.

ND - Not Detected at or above adjusted reporting limit.

TNTC - Too Numerous To Count

J - Estimated concentration above the adjusted method detection limit and below the adjusted reporting limit.

MDL - Adjusted Method Detection Limit.

PQL - Practical Quantitation Limit.

RL - Reporting Limit - The lowest concentration value that meets project requirements for quantitative data with known precision and bias for a specific analyte in a specific matrix.

S - Surrogate

1,2-Diphenylhydrazine decomposes to and cannot be separated from Azobenzene using Method 8270. The result for each analyte is a combined concentration.

Consistent with EPA guidelines, unrounded data are displayed and have been used to calculate % recovery and RPD values.

LCS(D) - Laboratory Control Sample (Duplicate)

MS(D) - Matrix Spike (Duplicate)

DUP - Sample Duplicate

RPD - Relative Percent Difference

NC - Not Calculable.

SG - Silica Gel - Clean-Up

U - Indicates the compound was analyzed for, but not detected.

Acid preservation may not be appropriate for 2 Chloroethylvinyl ether.

A separate vial preserved to a pH of 4-5 is recommended in SW846 Chapter 4 for the analysis of Acrolein and Acrylonitrile by EPA Method 8260.

N-Nitrosodiphenylamine decomposes and cannot be separated from Diphenylamine using Method 8270. The result reported for each analyte is a combined concentration.

Reported results are not rounded until the final step prior to reporting. Therefore, calculated parameters that are typically reported as "Total" may vary slightly from the sum of the reported component parameters.

Pace Analytical is TNI accredited. Contact your Pace PM for the current list of accredited analytes.

TNI - The NELAC Institute.

ANALYTE QUALIFIERS

N2	The lab does not hold NELAC/TNI accreditation for this parameter but other accreditations/certifications may apply. A complete list of accreditations/certifications is available upon request.

REPORT OF LABORATORY ANALYSIS

This report shall not be reproduced, except in full,
without the written consent of Pace Analytical Services, LLC.

Pace Analytical Services, LLC
9800 Kincey Ave. Suite 100
Huntersville, NC 28078
(704)875-9092

QUALITY CONTROL DATA CROSS REFERENCE TABLE

Project: 2020-L1-2448
Pace Project No.: 92604791

Lab ID	Sample ID	QC Batch Method	QC Batch	Analytical Method	Analytical Batch
92604791001	**13800-HC-RD-20220517**	MADEP VPH	699085		
92604791001	**13800-HC-RD-20220517**	EPA 3010A	702514	EPA 6020B	702632
92604791001	**13800-HC-RD-20220517**	SM 6200B	698783		

This report shall not be reproduced, except in full,
without the written consent of Pace Analytical Services, LLC.

CHAIN-OF-CUSTODY Analytical Request Document

Pace Analytical

Chain-of-Custody is a LEGAL DOCUMENT - Complete all relevent fields

WO# : 92604791

92604791

Company: Apex Companies	Billing Information:
Address:	
Report To: Andrew Street	Email To: andrew.street@apexcos.com
Copy To:	Site Collection Info/Address: 13880 Huntersville Concord Rd
Customer Project Name/Number: 2020-11-2448	State: NC County/City: Huntersville Time Zone Collected: [ ]PT [ ]MT [ ]CT [ ]ET
Phone: Email:	Site/Facility ID #: Compliance Monitoring? [ ] Yes [ ] No
Collected By (print): Vanessa Hunter	Purchase Order #: Quote #: DW PWS ID #: DW Location Code:
Collected By (signature):	Turnaround Date Required: ASAP Immediately Packed on Ice: [ ] Yes [ ] No
Sample Disposal: [ ] Dispose as appropriate [ ] Return [ ] Archive: [ ] Hold:	Rush: [ ] Same Day [ ] Next Day [ ] 2 Day [ ] 3 Day [ ] 4 Day [ ] 5 Day (Expedite Charges Apply) Field Filtered (if applicable): [ ] Yes [ ] No Analysis:

** Preservative Types: (1) nitric acid, (2) sulfuric acid, (3) hydrochloric acid, (4) sodium hydroxide, (5) zinc acetate, (6) methanol, (7) sodium bisulfate, (8) sodium thiosulfate, (9) hexane, (A) ascorbic acid, (B) ammonium sulfate, (C) ammonium hydroxide, (D) TSP, (U) Unpreserved, (O) Other _____

* Matrix Codes (Insert in Matrix box below): Drinking Water (DW), Ground Water (GW), Wastewater (WW), Product (P), Soil/Solid (SL), Oil (OL), Wipe (WP), Air (AR), Tissue (TS), Bioassay (B), Vapor (V), Other (OT)

Customer Sample ID	Matrix *	Comp / Grab	Collected (or Composite Start) Date	Collected (or Composite Start) Time	Composite End Date	Composite End Time	Res Cl	# of Ctns	Analyses: VOCs C,200B	MADEP VPH	Lead
13880_HC_RL_20220517	DW	G	5/17/22	0910	—	—	—	8	X	X	X

Lab Profile/Line:

Lab Sample Receipt Checklist:

Custody Seals Present/Intact	Y	N	NA
Custody Signatures Present	Y	N	NA
Collector Signature Present	Y	N	NA
Bottles Intact	Y	N	NA
Correct Bottles	Y	N	NA
Sufficient Volume	Y	N	NA
Samples Received on Ice	Y	N	NA
VOA - Headspace Acceptable	Y	N	NA
USDA Regulated Soils	Y	N	NA
Samples in Holding Time	Y	N	NA
Residual Chlorine Present	Y	N	NA
Cl Strips:			
Sample pH Acceptable	Y	N	NA
pH Strips: 223819AV			
Sulfide Present	Y	N	NA
Lead Acetate Strips:			

LAB USE ONLY:
Lab Sample # / Comments:
92604791 001

Customer Remarks / Special Conditions / Possible Hazards:

Type of Ice Used: Wet Blue Dry None

Packing Material Used: BB

Radchem sample(s) screened (<500 cpm): Y N NA

SHORT HOLDS PRESENT (<72 hours): Y N N/A

Lab Tracking #: 2518237

Samples received via: FEDEX UPS Client Courier Pace Courier

Lab Sample Temperature Info:
Temp Blank Received: Y N NA
Therm ID#: 92170C4
Cooler 1 Temp Upon Receipt: 3.8 oC
Cooler 1 Therm Corr. Factor: 0 oC
Cooler 1 Corrected Temp: 3.8 oC
Comments:

Relinquished by/Company: (Signature)	Date/Time:	Received by/Company: (Signature)	Date/Time:
Tori Apex	5/17/22 1147	DP PACE HVL	5/17/22 1147
Relinquished by/Company: (Signature)	Date/Time:	Received by/Company: (Signature)	Date/Time:
Relinquished by/Company: (Signature)	Date/Time:	Received by/Company: (Signature)	Date/Time:

MTJL LAB USE ONLY
Table #:
Acctnum:
Template:
Prelogin:
PM:
PB:

Trip Blank Received: Y N NA
HCL MeOH TSP Other

Non Conformance(s): YES / NO

Page: _____ of: _____

Pace Analytical Services, LLC
9800 Kincey Ave. Suite 100
Huntersville, NC 28078
(704)875-9092

June 08, 2022

Andrew Street
Apex Companies - NC
5900 Northwoods Business Pkwy
Suite 5900-0
Charlotte, NC 28269

RE: Project: 2020-L1-2448
Pace Project No.: 92604792

Dear Andrew Street:

Enclosed are the analytical results for sample(s) received by the laboratory on May 17, 2022. The results relate only to the samples included in this report. Results reported herein conform to the applicable TNI/NELAC Standards and the laboratory's Quality Manual, where applicable, unless otherwise noted in the body of the report.

The test results provided in this final report were generated by each of the following laboratories within the Pace Network:

- Pace Analytical Services - Asheville
- Pace Analytical Services - Charlotte

If you have any questions concerning this report, please feel free to contact me.

Sincerely,

Angela M. Baioni

Angela Baioni
angela.baioni@pacelabs.com
(704)875-9092
Project Manager

Enclosures

cc: J Culbreath, Colonial Pipeline Company
Naomi Fretz, APEX Companies, LLC
Robert Hughes, Colonial Pipeline
Jamie Moran, APEX Companies, LLC
Jeff Morrison, Colonial Pipeline Company
Tom Naumann, APEX Companies - NC
Joe Nicolette, Montrose-EPS
Kaitlyn Nootens, Apex Companies
Christopher Schultz, Apex Companies
Matt Teixeira, Apex Companies, LLC
Michael Verdon, Colonial Pipeline Company
JM Wyatt, Colonial Pipeline Company

REPORT OF LABORATORY ANALYSIS

This report shall not be reproduced, except in full,
without the written consent of Pace Analytical Services, LLC.

Pace Analytical Services, LLC
9800 Kincey Ave. Suite 100
Huntersville, NC 28078
(704)875-9092

CERTIFICATIONS

Project: 2020-L1-2448
Pace Project No.: 92604792

Pace Analytical Services Charlotte

South Carolina Laboratory ID: 99006
9800 Kincey Ave. Ste 100, Huntersville, NC 28078
North Carolina Drinking Water Certification #: 37706
North Carolina Field Services Certification #: 5342
North Carolina Wastewater Certification #: 12
South Carolina Laboratory ID: 99006
South Carolina Certification #: 99006001
South Carolina Drinking Water Cert. #: 99006003
Florida/NELAP Certification #: E87627
Kentucky UST Certification #: 84
Louisiana DoH Drinking Water #: LA029
Virginia/VELAP Certification #: 460221

Pace Analytical Services Asheville

2225 Riverside Drive, Asheville, NC 28804
Florida/NELAP Certification #: E87648
North Carolina Drinking Water Certification #: 37712
North Carolina Wastewater Certification #: 40
South Carolina Laboratory ID: 99030
South Carolina Certification #: 99030001
Virginia/VELAP Certification #: 460222

This report shall not be reproduced, except in full,
without the written consent of Pace Analytical Services, LLC.

Pace Analytical Services, LLC
9800 Kincey Ave. Suite 100
Huntersville, NC 28078
(704)875-9092

SAMPLE SUMMARY

Project: 2020-L1-2448
Pace Project No.: 92604792

Lab ID	Sample ID	Matrix	Date Collected	Date Received
92604792001	**14401-HC-RD-20220517**	Water	05/17/22 10:10	05/17/22 11:47

This report shall not be reproduced, except in full,
without the written consent of Pace Analytical Services, LLC.

Pace Analytical Services, LLC
9800 Kincey Ave. Suite 100
Huntersville, NC 28078
(704)875-9092

SAMPLE ANALYTE COUNT

Project: 2020-L1-2448
Pace Project No.: 92604792

Lab ID	Sample ID	Method	Analysts	Analytes Reported	Laboratory
92604792001	**14401-HC-RD-20220517**	MADEP VPH	MAD	6	PASI-C
		EPA 6020B	CRW	1	PASI-A
		SM 6200B	SAS	64	PASI-C

PASI-A = Pace Analytical Services - Asheville
PASI-C = Pace Analytical Services - Charlotte

This report shall not be reproduced, except in full,
without the written consent of Pace Analytical Services, LLC.

Pace Analytical Services, LLC
9800 Kincey Ave. Suite 100
Huntersville, NC 28078
(704)875-9092

ANALYTICAL RESULTS

Project: 2020-L1-2448
Pace Project No.: 92604792

Sample: 14401-HC-RD-20220517 **Lab ID: 92604792001** Collected: 05/17/22 10:10 Received: 05/17/22 11:47 Matrix: Water

Parameters	Results	Units	Report Limit	MDL	DF	Prepared	Analyzed	CAS No.	Qual
VPH NC Water	Analytical Method: MADEP VPH Pace Analytical Services - Charlotte								
Total VPH (C5-C12)	ND	ug/L	50.0	50.0	1		05/18/22 20:22		N2
Aliphatic (C05-C08)	ND	ug/L	50.0	50.0	1		05/18/22 20:22		N2
Aliphatic(C09-C12) Adjusted	ND	ug/L	50.0	50.0	1		05/18/22 20:22		N2
Aromatic (C09-C10)	ND	ug/L	50.0	50.0	1		05/18/22 20:22		N2
Surrogates									
4-Bromofluorobenzene (FID) (S)	106	%	70-130		1		05/18/22 20:22	460-00-4	
4-Bromofluorobenzene (PID) (S)	87	%	70-130		1		05/18/22 20:22	460-00-4	
6020 MET ICPMS	Analytical Method: EPA 6020B Preparation Method: EPA 3010A Pace Analytical Services - Asheville								
Lead	**0.43J**	ug/L	1.0	0.077	1	06/07/22 00:54	06/07/22 20:32	7439-92-1	
6200B MSV	Analytical Method: SM 6200B Pace Analytical Services - Charlotte								
Benzene	ND	ug/L	0.50	0.34	1		05/18/22 02:49	71-43-2	
Bromobenzene	ND	ug/L	0.50	0.29	1		05/18/22 02:49	108-86-1	
Bromochloromethane	ND	ug/L	0.50	0.47	1		05/18/22 02:49	74-97-5	
Bromodichloromethane	ND	ug/L	0.50	0.31	1		05/18/22 02:49	75-27-4	
Bromoform	ND	ug/L	0.50	0.34	1		05/18/22 02:49	75-25-2	
Bromomethane	ND	ug/L	5.0	1.7	1		05/18/22 02:49	74-83-9	
n-Butylbenzene	ND	ug/L	0.50	0.49	1		05/18/22 02:49	104-51-8	
sec-Butylbenzene	ND	ug/L	0.50	0.40	1		05/18/22 02:49	135-98-8	
tert-Butylbenzene	ND	ug/L	0.50	0.32	1		05/18/22 02:49	98-06-6	
Carbon tetrachloride	ND	ug/L	0.50	0.33	1		05/18/22 02:49	56-23-5	
Chlorobenzene	ND	ug/L	0.50	0.28	1		05/18/22 02:49	108-90-7	
Chloroethane	ND	ug/L	1.0	0.65	1		05/18/22 02:49	75-00-3	
Chloroform	ND	ug/L	0.50	0.43	1		05/18/22 02:49	67-66-3	
Chloromethane	ND	ug/L	1.0	0.54	1		05/18/22 02:49	74-87-3	
2-Chlorotoluene	ND	ug/L	0.50	0.32	1		05/18/22 02:49	95-49-8	
4-Chlorotoluene	ND	ug/L	0.50	0.32	1		05/18/22 02:49	106-43-4	
1,2-Dibromo-3-chloropropane	ND	ug/L	1.0	0.34	1		05/18/22 02:49	96-12-8	
Dibromochloromethane	ND	ug/L	0.50	0.36	1		05/18/22 02:49	124-48-1	
1,2-Dibromoethane (EDB)	ND	ug/L	0.50	0.27	1		05/18/22 02:49	106-93-4	
Dibromomethane	ND	ug/L	0.50	0.39	1		05/18/22 02:49	74-95-3	
1,2-Dichlorobenzene	ND	ug/L	0.50	0.34	1		05/18/22 02:49	95-50-1	
1,3-Dichlorobenzene	ND	ug/L	0.50	0.34	1		05/18/22 02:49	541-73-1	
1,4-Dichlorobenzene	ND	ug/L	0.50	0.33	1		05/18/22 02:49	106-46-7	
Dichlorodifluoromethane	ND	ug/L	0.50	0.35	1		05/18/22 02:49	75-71-8	
1,1-Dichloroethane	ND	ug/L	0.50	0.37	1		05/18/22 02:49	75-34-3	
1,2-Dichloroethane	ND	ug/L	0.50	0.32	1		05/18/22 02:49	107-06-2	
1,1-Dichloroethene	ND	ug/L	0.50	0.35	1		05/18/22 02:49	75-35-4	
cis-1,2-Dichloroethene	ND	ug/L	0.50	0.38	1		05/18/22 02:49	156-59-2	
trans-1,2-Dichloroethene	ND	ug/L	0.50	0.40	1		05/18/22 02:49	156-60-5	
1,2-Dichloropropane	ND	ug/L	0.50	0.36	1		05/18/22 02:49	78-87-5	
1,3-Dichloropropane	ND	ug/L	0.50	0.28	1		05/18/22 02:49	142-28-9	

REPORT OF LABORATORY ANALYSIS

This report shall not be reproduced, except in full,
without the written consent of Pace Analytical Services, LLC.

Pace Analytical Services, LLC
9800 Kincey Ave. Suite 100
Huntersville, NC 28078
(704)875-9092

ANALYTICAL RESULTS

Project: 2020-L1-2448
Pace Project No.: 92604792

Sample: 14401-HC-RD-20220517 **Lab ID: 92604792001** Collected: 05/17/22 10:10 Received: 05/17/22 11:47 Matrix: Water

Parameters	Results	Units	Report Limit	MDL	DF	Prepared	Analyzed	CAS No.	Qual
6200B MSV	Analytical Method: SM 6200B Pace Analytical Services - Charlotte								
2,2-Dichloropropane	ND	ug/L	0.50	0.39	1		05/18/22 02:49	594-20-7	
1,1-Dichloropropene	ND	ug/L	0.50	0.43	1		05/18/22 02:49	563-58-6	
cis-1,3-Dichloropropene	ND	ug/L	0.50	0.36	1		05/18/22 02:49	10061-01-5	
trans-1,3-Dichloropropene	ND	ug/L	0.50	0.36	1		05/18/22 02:49	10061-02-6	
Diisopropyl ether	ND	ug/L	0.50	0.31	1		05/18/22 02:49	108-20-3	
Ethanol	ND	ug/L	200	72.2	1		05/18/22 02:49	64-17-5	
Ethylbenzene	ND	ug/L	0.50	0.30	1		05/18/22 02:49	100-41-4	
Hexachloro-1,3-butadiene	ND	ug/L	2.0	1.5	1		05/18/22 02:49	87-68-3	
Isopropylbenzene (Cumene)	ND	ug/L	0.50	0.33	1		05/18/22 02:49	98-82-8	
Methylene Chloride	ND	ug/L	2.0	2.0	1		05/18/22 02:49	75-09-2	
Methyl-tert-butyl ether	ND	ug/L	0.50	0.42	1		05/18/22 02:49	1634-04-4	
Naphthalene	ND	ug/L	2.0	0.64	1		05/18/22 02:49	91-20-3	
n-Propylbenzene	ND	ug/L	0.50	0.34	1		05/18/22 02:49	103-65-1	
Styrene	ND	ug/L	0.50	0.29	1		05/18/22 02:49	100-42-5	
1,1,1,2-Tetrachloroethane	ND	ug/L	0.50	0.31	1		05/18/22 02:49	630-20-6	
1,1,2,2-Tetrachloroethane	ND	ug/L	0.50	0.22	1		05/18/22 02:49	79-34-5	
Tetrachloroethene	ND	ug/L	0.50	0.29	1		05/18/22 02:49	127-18-4	
Toluene	ND	ug/L	0.50	0.48	1		05/18/22 02:49	108-88-3	
1,2,3-Trichlorobenzene	ND	ug/L	2.0	0.81	1		05/18/22 02:49	87-61-6	
1,2,4-Trichlorobenzene	ND	ug/L	2.0	0.64	1		05/18/22 02:49	120-82-1	
1,1,1-Trichloroethane	ND	ug/L	0.50	0.33	1		05/18/22 02:49	71-55-6	
1,1,2-Trichloroethane	ND	ug/L	0.50	0.32	1		05/18/22 02:49	79-00-5	
Trichloroethene	ND	ug/L	0.50	0.38	1		05/18/22 02:49	79-01-6	
Trichlorofluoromethane	ND	ug/L	1.0	0.30	1		05/18/22 02:49	75-69-4	
1,2,3-Trichloropropane	ND	ug/L	0.50	0.26	1		05/18/22 02:49	96-18-4	
1,2,4-Trimethylbenzene	ND	ug/L	0.50	0.50	1		05/18/22 02:49	95-63-6	
1,3,5-Trimethylbenzene	ND	ug/L	0.50	0.33	1		05/18/22 02:49	108-67-8	
Vinyl chloride	ND	ug/L	1.0	0.39	1		05/18/22 02:49	75-01-4	
m&p-Xylene	ND	ug/L	1.0	0.71	1		05/18/22 02:49	179601-23-1	
o-Xylene	ND	ug/L	0.50	0.34	1		05/18/22 02:49	95-47-6	
Surrogates									
1,2-Dichloroethane-d4 (S)	98	%	70-130		1		05/18/22 02:49	17060-07-0	
4-Bromofluorobenzene (S)	100	%	70-130		1		05/18/22 02:49	460-00-4	
Toluene-d8 (S)	101	%	70-130		1		05/18/22 02:49	2037-26-5	

REPORT OF LABORATORY ANALYSIS

This report shall not be reproduced, except in full,
without the written consent of Pace Analytical Services, LLC.

Pace Analytical Services, LLC
9800 Kincey Ave. Suite 100
Huntersville, NC 28078
(704)875-9092

QUALITY CONTROL DATA

Project: 2020-L1-2448
Pace Project No.: 92604792

QC Batch: 699085
QC Batch Method: MADEP VPH
Analysis Method: MADEP VPH
Analysis Description: VPH NC Water
Laboratory: Pace Analytical Services - Charlotte
Associated Lab Samples: 92604792001

METHOD BLANK: 3649785 Matrix: Water
Associated Lab Samples: 92604792001

Parameter	Units	Blank Result	Reporting Limit	MDL	Analyzed	Qualifiers
Aliphatic (C05-C08)	ug/L	ND	50.0	50.0	05/18/22 16:02	N2
Aromatic (C09-C10)	ug/L	ND	50.0	50.0	05/18/22 16:02	N2
4-Bromofluorobenzene (FID) (S)	%	97	70-130		05/18/22 16:02	
4-Bromofluorobenzene (PID) (S)	%	81	70-130		05/18/22 16:02	

LABORATORY CONTROL SAMPLE & LCSD: 3649786 3649787

Parameter	Units	Spike Conc.	LCS Result	LCSD Result	LCS % Rec	LCSD % Rec	% Rec Limits	RPD	Max RPD	Qualifiers
Aliphatic (C05-C08)	ug/L	300	318	288	106	96	70-130	10	25	N2
Aromatic (C09-C10)	ug/L	100	91.4	91.0	91	91	70-130	0	25	N2
4-Bromofluorobenzene (FID) (S)	%				105	108	70-130			
4-Bromofluorobenzene (PID) (S)	%				87	89	70-130			

Results presented on this page are in the units indicated by the "Units" column except where an alternate unit is presented to the right of the result.

REPORT OF LABORATORY ANALYSIS

This report shall not be reproduced, except in full,
without the written consent of Pace Analytical Services, LLC.

Pace Analytical Services, LLC
9800 Kincey Ave. Suite 100
Huntersville, NC 28078
(704)875-9092

QUALITY CONTROL DATA

Project: 2020-L1-2448
Pace Project No.: 92604792

QC Batch: 702514
QC Batch Method: EPA 3010A
Analysis Method: EPA 6020B
Analysis Description: 6020 MET
Laboratory: Pace Analytical Services - Asheville
Associated Lab Samples: 92604792001

METHOD BLANK: 3666281 Matrix: Water
Associated Lab Samples: 92604792001

Parameter	Units	Blank Result	Reporting Limit	MDL	Analyzed	Qualifiers
Lead	ug/L	ND	1.0	0.077	06/07/22 19:18	

LABORATORY CONTROL SAMPLE: 3666282

Parameter	Units	Spike Conc.	LCS Result	LCS % Rec	% Rec Limits	Qualifiers
Lead	ug/L	50	49.7	99	80-120	

MATRIX SPIKE & MATRIX SPIKE DUPLICATE: 3666283 3666284

Parameter	Units	92603677001 Result	MS Spike Conc.	MSD Spike Conc.	MS Result	MSD Result	MS % Rec	MSD % Rec	% Rec Limits	RPD	Max RPD	Qual
Lead	ug/L	16.4	50	50	65.2	65.5	98	98	75-125	1	20	

Results presented on this page are in the units indicated by the "Units" column except where an alternate unit is presented to the right of the result.

REPORT OF LABORATORY ANALYSIS

This report shall not be reproduced, except in full,
without the written consent of Pace Analytical Services, LLC.

Pace Analytical Services, LLC
9800 Kincey Ave. Suite 100
Huntersville, NC 28078
(704)875-9092

QUALITY CONTROL DATA

Project: 2020-L1-2448
Pace Project No.: 92604792

QC Batch: 698783
QC Batch Method: SM 6200B
Analysis Method: SM 6200B
Analysis Description: 6200B MSV
Laboratory: Pace Analytical Services - Charlotte

Associated Lab Samples: 92604792001

METHOD BLANK: 3648159 Matrix: Water
Associated Lab Samples: 92604792001

Parameter	Units	Blank Result	Reporting Limit	MDL	Analyzed	Qualifiers
1,1,1,2-Tetrachloroethane	ug/L	ND	0.50	0.31	05/17/22 23:47	
1,1,1-Trichloroethane	ug/L	ND	0.50	0.33	05/17/22 23:47	
1,1,2,2-Tetrachloroethane	ug/L	ND	0.50	0.22	05/17/22 23:47	
1,1,2-Trichloroethane	ug/L	ND	0.50	0.32	05/17/22 23:47	
1,1-Dichloroethane	ug/L	ND	0.50	0.37	05/17/22 23:47	
1,1-Dichloroethene	ug/L	ND	0.50	0.35	05/17/22 23:47	
1,1-Dichloropropene	ug/L	ND	0.50	0.43	05/17/22 23:47	
1,2,3-Trichlorobenzene	ug/L	ND	2.0	0.81	05/17/22 23:47	
1,2,3-Trichloropropane	ug/L	ND	0.50	0.26	05/17/22 23:47	
1,2,4-Trichlorobenzene	ug/L	ND	2.0	0.64	05/17/22 23:47	
1,2,4-Trimethylbenzene	ug/L	ND	0.50	0.50	05/17/22 23:47	
1,2-Dibromo-3-chloropropane	ug/L	ND	1.0	0.34	05/17/22 23:47	
1,2-Dibromoethane (EDB)	ug/L	ND	0.50	0.27	05/17/22 23:47	
1,2-Dichlorobenzene	ug/L	ND	0.50	0.34	05/17/22 23:47	
1,2-Dichloroethane	ug/L	ND	0.50	0.32	05/17/22 23:47	
1,2-Dichloropropane	ug/L	ND	0.50	0.36	05/17/22 23:47	
1,3,5-Trimethylbenzene	ug/L	ND	0.50	0.33	05/17/22 23:47	
1,3-Dichlorobenzene	ug/L	ND	0.50	0.34	05/17/22 23:47	
1,3-Dichloropropane	ug/L	ND	0.50	0.28	05/17/22 23:47	
1,4-Dichlorobenzene	ug/L	ND	0.50	0.33	05/17/22 23:47	
2,2-Dichloropropane	ug/L	ND	0.50	0.39	05/17/22 23:47	
2-Chlorotoluene	ug/L	ND	0.50	0.32	05/17/22 23:47	
4-Chlorotoluene	ug/L	ND	0.50	0.32	05/17/22 23:47	
Benzene	ug/L	ND	0.50	0.34	05/17/22 23:47	
Bromobenzene	ug/L	ND	0.50	0.29	05/17/22 23:47	
Bromochloromethane	ug/L	ND	0.50	0.47	05/17/22 23:47	
Bromodichloromethane	ug/L	ND	0.50	0.31	05/17/22 23:47	
Bromoform	ug/L	ND	0.50	0.34	05/17/22 23:47	
Bromomethane	ug/L	ND	5.0	1.7	05/17/22 23:47	
Carbon tetrachloride	ug/L	ND	0.50	0.33	05/17/22 23:47	
Chlorobenzene	ug/L	ND	0.50	0.28	05/17/22 23:47	
Chloroethane	ug/L	ND	1.0	0.65	05/17/22 23:47	
Chloroform	ug/L	ND	0.50	0.43	05/17/22 23:47	
Chloromethane	ug/L	ND	1.0	0.54	05/17/22 23:47	
cis-1,2-Dichloroethene	ug/L	ND	0.50	0.38	05/17/22 23:47	
cis-1,3-Dichloropropene	ug/L	ND	0.50	0.36	05/17/22 23:47	
Dibromochloromethane	ug/L	ND	0.50	0.36	05/17/22 23:47	
Dibromomethane	ug/L	ND	0.50	0.39	05/17/22 23:47	
Dichlorodifluoromethane	ug/L	ND	0.50	0.35	05/17/22 23:47	
Diisopropyl ether	ug/L	ND	0.50	0.31	05/17/22 23:47	

Results presented on this page are in the units indicated by the "Units" column except where an alternate unit is presented to the right of the result.

REPORT OF LABORATORY ANALYSIS

This report shall not be reproduced, except in full,
without the written consent of Pace Analytical Services, LLC.

Pace Analytical Services, LLC
9800 Kincey Ave. Suite 100
Huntersville, NC 28078
(704)875-9092

QUALITY CONTROL DATA

Project: 2020-L1-2448
Pace Project No.: 92604792

METHOD BLANK: 3648159 Matrix: Water
Associated Lab Samples: 92604792001

Parameter	Units	Blank Result	Reporting Limit	MDL	Analyzed	Qualifiers
Ethanol	ug/L	ND	200	72.2	05/17/22 23:47	
Ethylbenzene	ug/L	ND	0.50	0.30	05/17/22 23:47	
Hexachloro-1,3-butadiene	ug/L	ND	2.0	1.5	05/17/22 23:47	
Isopropylbenzene (Cumene)	ug/L	ND	0.50	0.33	05/17/22 23:47	
m&p-Xylene	ug/L	ND	1.0	0.71	05/17/22 23:47	
Methyl-tert-butyl ether	ug/L	ND	0.50	0.42	05/17/22 23:47	
Methylene Chloride	ug/L	ND	2.0	2.0	05/17/22 23:47	
n-Butylbenzene	ug/L	ND	0.50	0.49	05/17/22 23:47	
n-Propylbenzene	ug/L	ND	0.50	0.34	05/17/22 23:47	
Naphthalene	ug/L	ND	2.0	0.64	05/17/22 23:47	
o-Xylene	ug/L	ND	0.50	0.34	05/17/22 23:47	
sec-Butylbenzene	ug/L	ND	0.50	0.40	05/17/22 23:47	
Styrene	ug/L	ND	0.50	0.29	05/17/22 23:47	
tert-Butylbenzene	ug/L	ND	0.50	0.32	05/17/22 23:47	
Tetrachloroethene	ug/L	ND	0.50	0.29	05/17/22 23:47	
Toluene	ug/L	ND	0.50	0.48	05/17/22 23:47	
trans-1,2-Dichloroethene	ug/L	ND	0.50	0.40	05/17/22 23:47	
trans-1,3-Dichloropropene	ug/L	ND	0.50	0.36	05/17/22 23:47	
Trichloroethene	ug/L	ND	0.50	0.38	05/17/22 23:47	
Trichlorofluoromethane	ug/L	ND	1.0	0.30	05/17/22 23:47	
Vinyl chloride	ug/L	ND	1.0	0.39	05/17/22 23:47	
1,2-Dichloroethane-d4 (S)	%	96	70-130		05/17/22 23:47	
4-Bromofluorobenzene (S)	%	101	70-130		05/17/22 23:47	
Toluene-d8 (S)	%	103	70-130		05/17/22 23:47	

LABORATORY CONTROL SAMPLE: 3648160

Parameter	Units	Spike Conc.	LCS Result	LCS % Rec	% Rec Limits	Qualifiers
1,1,1,2-Tetrachloroethane	ug/L	50	45.5	91	60-140	
1,1,1-Trichloroethane	ug/L	50	36.8	74	60-140	
1,1,2,2-Tetrachloroethane	ug/L	50	42.0	84	60-140	
1,1,2-Trichloroethane	ug/L	50	46.6	93	60-140	
1,1-Dichloroethane	ug/L	50	36.5	73	60-140	
1,1-Dichloroethene	ug/L	50	37.4	75	60-140	
1,1-Dichloropropene	ug/L	50	37.9	76	60-140	
1,2,3-Trichlorobenzene	ug/L	50	57.9	116	60-140	
1,2,3-Trichloropropane	ug/L	50	41.9	84	60-140	
1,2,4-Trichlorobenzene	ug/L	50	51.2	102	60-140	
1,2,4-Trimethylbenzene	ug/L	50	43.0	86	60-140	
1,2-Dibromo-3-chloropropane	ug/L	50	42.1	84	60-140	
1,2-Dibromoethane (EDB)	ug/L	50	44.5	89	60-140	
1,2-Dichlorobenzene	ug/L	50	46.6	93	60-140	
1,2-Dichloroethane	ug/L	50	38.1	76	60-140	
1,2-Dichloropropane	ug/L	50	42.3	85	60-140	

Results presented on this page are in the units indicated by the "Units" column except where an alternate unit is presented to the right of the result.

REPORT OF LABORATORY ANALYSIS

This report shall not be reproduced, except in full,
without the written consent of Pace Analytical Services, LLC.

Pace Analytical Services, LLC
9800 Kincey Ave. Suite 100
Huntersville, NC 28078
(704)875-9092

QUALITY CONTROL DATA

Project: 2020-L1-2448
Pace Project No.: 92604792

LABORATORY CONTROL SAMPLE: 3648160

Parameter	Units	Spike Conc.	LCS Result	LCS % Rec	% Rec Limits	Qualifiers
1,3,5-Trimethylbenzene	ug/L	50	42.8	86	60-140	
1,3-Dichlorobenzene	ug/L	50	46.7	93	60-140	
1,3-Dichloropropane	ug/L	50	44.6	89	60-140	
1,4-Dichlorobenzene	ug/L	50	44.8	90	60-140	
2,2-Dichloropropane	ug/L	50	42.8	86	60-140	
2-Chlorotoluene	ug/L	50	43.4	87	60-140	
4-Chlorotoluene	ug/L	50	40.6	81	60-140	
Benzene	ug/L	50	38.6	77	60-140	
Bromobenzene	ug/L	50	44.8	90	60-140	
Bromochloromethane	ug/L	50	40.1	80	60-140	
Bromodichloromethane	ug/L	50	42.1	84	60-140	
Bromoform	ug/L	50	45.0	90	60-140	
Bromomethane	ug/L	50	38.1	76	60-140	
Carbon tetrachloride	ug/L	50	38.9	78	60-140	
Chlorobenzene	ug/L	50	45.1	90	60-140	
Chloroethane	ug/L	50	48.8	98	60-140	
Chloroform	ug/L	50	37.2	74	60-140	
Chloromethane	ug/L	50	38.0	76	60-140	
cis-1,2-Dichloroethene	ug/L	50	37.8	76	60-140	
cis-1,3-Dichloropropene	ug/L	50	43.7	87	60-140	
Dibromochloromethane	ug/L	50	44.0	88	60-140	
Dibromomethane	ug/L	50	46.9	94	60-140	
Dichlorodifluoromethane	ug/L	50	36.2	72	60-140	
Diisopropyl ether	ug/L	50	38.0	76	60-140	
Ethanol	ug/L	2000	1970	99	60-140	
Ethylbenzene	ug/L	50	45.2	90	60-140	
Hexachloro-1,3-butadiene	ug/L	50	52.7	105	60-140	
Isopropylbenzene (Cumene)	ug/L	50	45.2	90	60-140	
m&p-Xylene	ug/L	100	91.7	92	60-140	
Methyl-tert-butyl ether	ug/L	50	38.8	78	60-140	
Methylene Chloride	ug/L	50	44.5	89	60-140	
n-Butylbenzene	ug/L	50	42.1	84	60-140	
n-Propylbenzene	ug/L	50	43.2	86	60-140	
Naphthalene	ug/L	50	49.7	99	60-140	
o-Xylene	ug/L	50	46.8	94	60-140	
sec-Butylbenzene	ug/L	50	43.8	88	60-140	
Styrene	ug/L	50	48.2	96	60-140	
tert-Butylbenzene	ug/L	50	38.2	76	60-140	
Tetrachloroethene	ug/L	50	45.5	91	60-140	
Toluene	ug/L	50	47.6	95	60-140	
trans-1,2-Dichloroethene	ug/L	50	37.7	75	60-140	
trans-1,3-Dichloropropene	ug/L	50	43.5	87	60-140	
Trichloroethene	ug/L	50	43.9	88	60-140	
Trichlorofluoromethane	ug/L	50	44.7	89	60-140	
Vinyl chloride	ug/L	50	39.5	79	60-140	
1,2-Dichloroethane-d4 (S)	%			87	70-130	
4-Bromofluorobenzene (S)	%			102	70-130	

Results presented on this page are in the units indicated by the "Units" column except where an alternate unit is presented to the right of the result.

REPORT OF LABORATORY ANALYSIS

This report shall not be reproduced, except in full,
without the written consent of Pace Analytical Services, LLC.

Pace Analytical Services, LLC
9800 Kincey Ave. Suite 100
Huntersville, NC 28078
(704)875-9092

QUALITY CONTROL DATA

Project: 2020-L1-2448
Pace Project No.: 92604792

LABORATORY CONTROL SAMPLE: 3648160

Parameter	Units	Spike Conc.	LCS Result	LCS % Rec	% Rec Limits	Qualifiers
Toluene-d8 (S)	%			98	70-130	

MATRIX SPIKE & MATRIX SPIKE DUPLICATE: 3648161 3648162

Parameter	Units	92604679004 Result	MS Spike Conc.	MSD Spike Conc.	MS Result	MSD Result	MS % Rec	MSD % Rec	% Rec Limits	RPD	Max RPD	Qual
1,1,1,2-Tetrachloroethane	ug/L	ND	20	20	19.5	19.1	97	96	60-140	2	30	
1,1,1-Trichloroethane	ug/L	ND	20	20	17.9	17.8	90	89	60-140	1	30	
1,1,2,2-Tetrachloroethane	ug/L	ND	20	20	17.7	17.4	88	87	60-140	1	30	
1,1,2-Trichloroethane	ug/L	ND	20	20	19.7	19.5	98	97	60-140	1	30	
1,1-Dichloroethane	ug/L	ND	20	20	17.7	18.0	88	90	60-140	2	30	
1,1-Dichloroethene	ug/L	ND	20	20	19.3	19.3	96	97	60-140	0	30	
1,1-Dichloropropene	ug/L	ND	20	20	18.6	18.7	93	94	60-140	1	30	
1,2,3-Trichlorobenzene	ug/L	ND	20	20	24.5	23.5	122	117	60-140	4	30	
1,2,3-Trichloropropane	ug/L	ND	20	20	17.0	17.3	85	86	60-140	2	30	
1,2,4-Trichlorobenzene	ug/L	ND	20	20	21.1	20.8	105	104	60-140	1	30	
1,2,4-Trimethylbenzene	ug/L	ND	20	20	18.8	18.3	94	92	60-140	2	30	
1,2-Dibromo-3-chloropropane	ug/L	ND	20	20	17.5	16.5	87	83	60-140	6	30	
1,2-Dibromoethane (EDB)	ug/L	ND	20	20	19.4	18.8	97	94	60-140	3	30	
1,2-Dichlorobenzene	ug/L	ND	20	20	19.5	19.0	97	95	60-140	2	30	
1,2-Dichloroethane	ug/L	ND	20	20	17.5	18.0	88	90	60-140	3	30	
1,2-Dichloropropane	ug/L	ND	20	20	19.1	18.8	95	94	60-140	1	30	
1,3,5-Trimethylbenzene	ug/L	ND	20	20	19.2	18.8	96	94	60-140	2	30	
1,3-Dichlorobenzene	ug/L	ND	20	20	19.8	18.7	99	94	60-140	6	30	
1,3-Dichloropropane	ug/L	ND	20	20	19.4	19.0	97	95	60-140	2	30	
1,4-Dichlorobenzene	ug/L	ND	20	20	17.8	18.2	89	91	60-140	2	30	
2,2-Dichloropropane	ug/L	ND	20	20	21.2	21.0	106	105	60-140	1	30	
2-Chlorotoluene	ug/L	ND	20	20	18.3	17.9	91	90	60-140	2	30	
4-Chlorotoluene	ug/L	ND	20	20	18.1	17.5	91	88	60-140	3	30	
Benzene	ug/L	ND	20	20	17.9	18.0	89	90	60-140	1	30	
Bromobenzene	ug/L	ND	20	20	18.9	18.4	94	92	60-140	3	30	
Bromochloromethane	ug/L	ND	20	20	18.9	19.0	95	95	60-140	0	30	
Bromodichloromethane	ug/L	ND	20	20	18.6	18.4	93	92	60-140	1	30	
Bromoform	ug/L	ND	20	20	19.5	18.9	98	94	60-140	3	30	
Bromomethane	ug/L	ND	20	20	20.7	20.8	103	104	60-140	1	30	
Carbon tetrachloride	ug/L	ND	20	20	19.2	19.2	96	96	60-140	0	30	
Chlorobenzene	ug/L	ND	20	20	19.9	19.4	99	97	60-140	2	30	
Chloroethane	ug/L	ND	20	20	26.1	25.7	131	129	60-140	2	30	
Chloroform	ug/L	ND	20	20	17.5	18.1	88	91	60-140	4	30	
Chloromethane	ug/L	ND	20	20	20.3	20.0	102	100	60-140	2	30	
cis-1,2-Dichloroethene	ug/L	ND	20	20	17.9	17.9	89	89	60-140	0	30	
cis-1,3-Dichloropropene	ug/L	ND	20	20	19.2	19.2	96	96	60-140	0	30	
Dibromochloromethane	ug/L	ND	20	20	18.5	18.6	93	93	60-140	0	30	
Dibromomethane	ug/L	ND	20	20	20.6	20.4	103	102	60-140	1	30	

Results presented on this page are in the units indicated by the "Units" column except where an alternate unit is presented to the right of the result.

REPORT OF LABORATORY ANALYSIS

This report shall not be reproduced, except in full,
without the written consent of Pace Analytical Services, LLC.

Pace Analytical Services, LLC
9800 Kincey Ave. Suite 100
Huntersville, NC 28078
(704)875-9092

QUALITY CONTROL DATA

Project: 2020-L1-2448
Pace Project No.: 92604792

MATRIX SPIKE & MATRIX SPIKE DUPLICATE: 3648161 3648162

Parameter	Units	92604679004 Result	MS Spike Conc.	MSD Spike Conc.	MS Result	MSD Result	MS % Rec	MSD % Rec	% Rec Limits	RPD	Max RPD	Qual
Dichlorodifluoromethane	ug/L	ND	20	20	19.2	19.1	96	96	60-140	0	30	
Diisopropyl ether	ug/L	ND	20	20	17.2	17.3	86	86	60-140	0	30	
Ethanol	ug/L	ND	800	800	950	913	119	114	60-140	4	30	
Ethylbenzene	ug/L	ND	20	20	20.3	19.7	101	99	60-140	3	30	
Hexachloro-1,3-butadiene	ug/L	ND	20	20	23.1	22.9	116	115	60-140	1	30	
Isopropylbenzene (Cumene)	ug/L	ND	20	20	20.0	19.5	100	97	60-140	3	30	
m&p-Xylene	ug/L	ND	40	40	40.1	39.6	100	99	60-140	1	30	
Methyl-tert-butyl ether	ug/L	ND	20	20	17.6	17.6	88	88	60-140	0	30	
Methylene Chloride	ug/L	ND	20	20	20.2	20.0	101	100	60-140	1	30	
n-Butylbenzene	ug/L	ND	20	20	19.2	18.4	96	92	60-140	4	30	
n-Propylbenzene	ug/L	ND	20	20	19.5	18.7	97	93	60-140	4	30	
Naphthalene	ug/L	ND	20	20	20.2	18.9	101	95	60-140	7	30	
o-Xylene	ug/L	ND	20	20	19.8	19.6	99	98	60-140	1	30	
sec-Butylbenzene	ug/L	ND	20	20	19.8	19.3	99	97	60-140	3	30	
Styrene	ug/L	ND	20	20	19.5	18.7	98	93	60-140	4	30	
tert-Butylbenzene	ug/L	ND	20	20	17.0	16.6	85	83	60-140	2	30	
Tetrachloroethene	ug/L	ND	20	20	20.7	20.6	104	103	60-140	0	30	
Toluene	ug/L	ND	20	20	21.5	21.4	107	107	60-140	0	30	
trans-1,2-Dichloroethene	ug/L	ND	20	20	18.8	18.8	94	94	60-140	0	30	
trans-1,3-Dichloropropene	ug/L	ND	20	20	19.3	18.9	96	94	60-140	2	30	
Trichloroethene	ug/L	ND	20	20	21.1	20.4	106	102	60-140	3	30	
Trichlorofluoromethane	ug/L	ND	20	20	21.2	21.2	106	106	60-140	0	30	
Vinyl chloride	ug/L	ND	20	20	21.2	21.1	106	105	60-140	0	30	
1,2-Dichloroethane-d4 (S)	%						90	90	70-130			
4-Bromofluorobenzene (S)	%						101	101	70-130			
Toluene-d8 (S)	%						98	98	70-130			

Results presented on this page are in the units indicated by the "Units" column except where an alternate unit is presented to the right of the result.

REPORT OF LABORATORY ANALYSIS

This report shall not be reproduced, except in full,
without the written consent of Pace Analytical Services, LLC.

Pace Analytical Services, LLC
9800 Kincey Ave. Suite 100
Huntersville, NC 28078
(704)875-9092

QUALIFIERS

Project: 2020-L1-2448
Pace Project No.: 92604792

DEFINITIONS

DF - Dilution Factor, if reported, represents the factor applied to the reported data due to dilution of the sample aliquot.

ND - Not Detected at or above adjusted reporting limit.

TNTC - Too Numerous To Count

J - Estimated concentration above the adjusted method detection limit and below the adjusted reporting limit.

MDL - Adjusted Method Detection Limit.

PQL - Practical Quantitation Limit.

RL - Reporting Limit - The lowest concentration value that meets project requirements for quantitative data with known precision and bias for a specific analyte in a specific matrix.

S - Surrogate

1,2-Diphenylhydrazine decomposes to and cannot be separated from Azobenzene using Method 8270. The result for each analyte is a combined concentration.

Consistent with EPA guidelines, unrounded data are displayed and have been used to calculate % recovery and RPD values.

LCS(D) - Laboratory Control Sample (Duplicate)

MS(D) - Matrix Spike (Duplicate)

DUP - Sample Duplicate

RPD - Relative Percent Difference

NC - Not Calculable.

SG - Silica Gel - Clean-Up

U - Indicates the compound was analyzed for, but not detected.

Acid preservation may not be appropriate for 2 Chloroethylvinyl ether.

A separate vial preserved to a pH of 4-5 is recommended in SW846 Chapter 4 for the analysis of Acrolein and Acrylonitrile by EPA Method 8260.

N-Nitrosodiphenylamine decomposes and cannot be separated from Diphenylamine using Method 8270. The result reported for each analyte is a combined concentration.

Reported results are not rounded until the final step prior to reporting. Therefore, calculated parameters that are typically reported as "Total" may vary slightly from the sum of the reported component parameters.

Pace Analytical is TNI accredited. Contact your Pace PM for the current list of accredited analytes.

TNI - The NELAC Institute.

ANALYTE QUALIFIERS

N2	The lab does not hold NELAC/TNI accreditation for this parameter but other accreditations/certifications may apply. A complete list of accreditations/certifications is available upon request.

REPORT OF LABORATORY ANALYSIS

This report shall not be reproduced, except in full,
without the written consent of Pace Analytical Services, LLC.

Pace Analytical Services, LLC
9800 Kincey Ave. Suite 100
Huntersville, NC 28078
(704)875-9092

QUALITY CONTROL DATA CROSS REFERENCE TABLE

Project: 2020-L1-2448
Pace Project No.: 92604792

Lab ID	Sample ID	QC Batch Method	QC Batch	Analytical Method	Analytical Batch
92604792001	**14401-HC-RD-20220517**	MADEP VPH	699085		
92604792001	**14401-HC-RD-20220517**	EPA 3010A	702514	EPA 6020B	702632
92604792001	**14401-HC-RD-20220517**	SM 6200B	698783		

This report shall not be reproduced, except in full,
without the written consent of Pace Analytical Services, LLC.

Pace Analytical

CHAIN-OF-CUSTODY Analytical Request Document

Chain-of-Custody is a LEGAL DOCUMENT - Complete all relevent fields

LAB US... Number or

WO# : 92604792

Conta 92604792

Company: Apex Companies	Billing Information:
Address:	
Report To: Andrew Street	Email To: andrew.street@apexcos.com
Copy To:	Site Collection Info/Address: 14401 Huntersville Concord Rd
Customer Project Name/Number: 2020-L1-2448	State: NC County/City: Huntersville Time Zone Collected: [ ] PT [ ] MT [ ] CT [ ] ET
Phone: Email:	Site/Facility ID #:
Compliance Monitoring? [ ] Yes [ ] No	
Collected By (print): Vanessa Hunter	Purchase Order #: Quote #:
DW PWS ID #: DW Location Code:	
Collected By (signature): [signature]	Turnaround Date Required: ASAP
Immediately Packed on Ice: [ ] Yes [ ] No	
Sample Disposal: [ ] Dispose as appropriate [ ] Return [ ] Archive: ____ [ ] Hold: ____	Rush: [ ] Same Day [ ] Next Day [ ] 2 Day [ ] 3 Day [ ] 4 Day [ ] 5 Day (Expedite Charges Apply)
Field Filtered (if applicable): [ ] Yes [ ] No Analysis: ____	

** Preservative Types: (1) nitric acid, (2) sulfuric acid, (3) hydrochloric acid, (4) sodium hydroxide, (5) zinc acetate, (6) methanol, (7) sodium bisulfate, (8) sodium thiosulfate, (9) hexane, (A) ascorbic acid, (B) ammonium sulfate, (C) ammonium hydroxide, (D) TSP, (U) Unpreserved, (O) Other ____

* Matrix Codes (Insert in Matrix box below): Drinking Water (DW), Ground Water (GW), Wastewater (WW), Product (P), Soil/Solid (SL), Oil (OL), Wipe (WP), Air (AR), Tissue (TS), Bioassay (B), Vapor (V), Other (OT)

Analyses

Customer Sample ID	Matrix *	Comp / Grab	Collected (or Composite Start) Date	Collected (or Composite Start) Time	Composite End Date	Composite End Time	Res Cl	# of Ctns	VOCs 6200B	MADEP VPH	Lead
14401_HC-Rd.20220517	DW	G	5/17/22	1010	—	—	—	8	x	x	x

Lab Profile/Line:

Lab Sample Receipt Checklist:

Custody Seals Present/Intact	Y N NA
Custody Signatures Present	Y N NA
Collector Signature Present	Y N NA
Bottles Intact	Y N NA
Correct Bottles	Y N NA
Sufficient Volume	Y N NA
Samples Received on Ice	Y N NA
VOA - Headspace Acceptable	Y N NA
USDA Regulated Soils	Y N NA
Samples in Holding Time	Y N NA
Residual Chlorine Present	Y N NA
Cl Strips: ____	
Sample pH Acceptable	Y N NA
pH Strips: 223819AV	
Sulfide Present	Y N NA
Lead Acetate Strips: ____	

LAB USE ONLY:
Lab Sample # / Comments:

Customer Remarks / Special Conditions / Possible Hazards:

Type of Ice Used: Wet Blue Dry None

Packing Material Used: BB

Radchem sample(s) screened (<500 cpm): Y N NA

SHORT HOLDS PRESENT (<72 hours): Y N N/A

Lab Tracking #: 2518234

Samples received via: FEDEX UPS Client Courier Pace Courier

Lab Sample Temperature Info:
Temp Blank Received: Y N NA
Therm ID#: 921064
Cooler 1 Temp Upon Receipt: 3.8 oC
Cooler 1 Therm Corr. Factor: 0 oC
Cooler 1 Corrected Temp: 3.8 oC
Comments:

Relinquished by/Company: (Signature)	Date/Time:	Received by/Company: (Signature)	Date/Time:
[signature] Apex	5/17/22 1147	DP PACE HVL	5/17/22 1147
Relinquished by/Company: (Signature)	Date/Time:	Received by/Company: (Signature)	Date/Time:
Relinquished by/Company: (Signature)	Date/Time:	Received by/Company: (Signature)	Date/Time:

MTJL LAB USE ONLY
Table #:
Acctnum:
Template:
Prelogin:
PM:
PB:

Trip Blank Received: Y N NA
HCL MeOH TSP Other

Non Conformance(s): YES / NO

Page: ____ of: ____

Pace Analytical Services, LLC
9800 Kincey Ave. Suite 100
Huntersville, NC 28078
(704)875-9092

June 08, 2022

Andrew Street
Apex Companies - NC
5900 Northwoods Business Pkwy
Suite 5900-0
Charlotte, NC 28269

RE: Project: 2020-L1-2448
Pace Project No.: 92604793

Dear Andrew Street:

Enclosed are the analytical results for sample(s) received by the laboratory on May 17, 2022. The results relate only to the samples included in this report. Results reported herein conform to the applicable TNI/NELAC Standards and the laboratory's Quality Manual, where applicable, unless otherwise noted in the body of the report.

The test results provided in this final report were generated by each of the following laboratories within the Pace Network:

- Pace Analytical Services - Asheville
- Pace Analytical Services - Charlotte

If you have any questions concerning this report, please feel free to contact me.

Sincerely,

Angela M. Baioni

Angela Baioni
angela.baioni@pacelabs.com
(704)875-9092
Project Manager

Enclosures

cc: J Culbreath, Colonial Pipeline Company
Naomi Fretz, APEX Companies, LLC
Robert Hughes, Colonial Pipeline
Jamie Moran, APEX Companies, LLC
Jeff Morrison, Colonial Pipeline Company
Tom Naumann, APEX Companies - NC
Joe Nicolette, Montrose-EPS
Kaitlyn Nootens, Apex Companies
Christopher Schultz, Apex Companies
Matt Teixeira, Apex Companies, LLC
Michael Verdon, Colonial Pipeline Company
JM Wyatt, Colonial Pipeline Company

REPORT OF LABORATORY ANALYSIS

This report shall not be reproduced, except in full,
without the written consent of Pace Analytical Services, LLC.

Pace Analytical Services, LLC
9800 Kincey Ave. Suite 100
Huntersville, NC 28078
(704)875-9092

CERTIFICATIONS

Project: 2020-L1-2448
Pace Project No.: 92604793

Pace Analytical Services Charlotte

South Carolina Laboratory ID: 99006
9800 Kincey Ave. Ste 100, Huntersville, NC 28078
North Carolina Drinking Water Certification #: 37706
North Carolina Field Services Certification #: 5342
North Carolina Wastewater Certification #: 12
South Carolina Laboratory ID: 99006
South Carolina Certification #: 99006001
South Carolina Drinking Water Cert. #: 99006003
Florida/NELAP Certification #: E87627
Kentucky UST Certification #: 84
Louisiana DoH Drinking Water #: LA029
Virginia/VELAP Certification #: 460221

Pace Analytical Services Asheville

2225 Riverside Drive, Asheville, NC 28804
Florida/NELAP Certification #: E87648
North Carolina Drinking Water Certification #: 37712
North Carolina Wastewater Certification #: 40
South Carolina Laboratory ID: 99030
South Carolina Certification #: 99030001
Virginia/VELAP Certification #: 460222

This report shall not be reproduced, except in full,
without the written consent of Pace Analytical Services, LLC.

Pace Analytical Services, LLC
9800 Kincey Ave. Suite 100
Huntersville, NC 28078
(704)875-9092

SAMPLE SUMMARY

Project: 2020-L1-2448
Pace Project No.: 92604793

Lab ID	Sample ID	Matrix	Date Collected	Date Received
92604793001	**DUP-1**	Water	05/17/22 00:00	05/17/22 11:47
92604793002	**FB-1**	Water	05/17/22 00:00	05/17/22 11:47
92604793003	**TRIP BLANK**	Water	05/17/22 00:00	05/17/22 11:47

This report shall not be reproduced, except in full,
without the written consent of Pace Analytical Services, LLC.

Pace Analytical Services, LLC
9800 Kincey Ave. Suite 100
Huntersville, NC 28078
(704)875-9092

SAMPLE ANALYTE COUNT

Project: 2020-L1-2448
Pace Project No.: 92604793

Lab ID	Sample ID	Method	Analysts	Analytes Reported	Laboratory
92604793001	**DUP-1**	MADEP VPH	MAD	6	PASI-C
		EPA 6020B	CRW	1	PASI-A
		SM 6200B	SAS	64	PASI-C
92604793002	**FB-1**	MADEP VPH	MAD	6	PASI-C
		EPA 6020B	CRW	1	PASI-A
		SM 6200B	SAS	64	PASI-C
92604793003	**TRIP BLANK**	SM 6200B	SAS	64	PASI-C

PASI-A = Pace Analytical Services - Asheville
PASI-C = Pace Analytical Services - Charlotte

This report shall not be reproduced, except in full,
without the written consent of Pace Analytical Services, LLC.

Pace Analytical Services, LLC
9800 Kincey Ave. Suite 100
Huntersville, NC 28078
(704)875-9092

ANALYTICAL RESULTS

Project: 2020-L1-2448
Pace Project No.: 92604793

Sample: DUP-1 **Lab ID: 92604793001** Collected: 05/17/22 00:00 Received: 05/17/22 11:47 Matrix: Water

Parameters	Results	Units	Report Limit	MDL	DF	Prepared	Analyzed	CAS No.	Qual
VPH NC Water	Analytical Method: MADEP VPH Pace Analytical Services - Charlotte								
Total VPH (C5-C12)	ND	ug/L	50.0	50.0	1		05/18/22 20:51		N2
Aliphatic (C05-C08)	ND	ug/L	50.0	50.0	1		05/18/22 20:51		N2
Aliphatic(C09-C12) Adjusted	ND	ug/L	50.0	50.0	1		05/18/22 20:51		N2
Aromatic (C09-C10)	ND	ug/L	50.0	50.0	1		05/18/22 20:51		N2
Surrogates									
4-Bromofluorobenzene (FID) (S)	106	%	70-130		1		05/18/22 20:51	460-00-4	
4-Bromofluorobenzene (PID) (S)	86	%	70-130		1		05/18/22 20:51	460-00-4	
6020 MET ICPMS	Analytical Method: EPA 6020B Preparation Method: EPA 3010A Pace Analytical Services - Asheville								
Lead	**5.9**	ug/L	1.0	0.077	1	06/07/22 00:54	06/07/22 20:36	7439-92-1	
6200B MSV	Analytical Method: SM 6200B Pace Analytical Services - Charlotte								
Benzene	ND	ug/L	0.50	0.34	1		05/18/22 03:08	71-43-2	
Bromobenzene	ND	ug/L	0.50	0.29	1		05/18/22 03:08	108-86-1	
Bromochloromethane	ND	ug/L	0.50	0.47	1		05/18/22 03:08	74-97-5	
Bromodichloromethane	ND	ug/L	0.50	0.31	1		05/18/22 03:08	75-27-4	
Bromoform	ND	ug/L	0.50	0.34	1		05/18/22 03:08	75-25-2	
Bromomethane	ND	ug/L	5.0	1.7	1		05/18/22 03:08	74-83-9	
n-Butylbenzene	ND	ug/L	0.50	0.49	1		05/18/22 03:08	104-51-8	
sec-Butylbenzene	ND	ug/L	0.50	0.40	1		05/18/22 03:08	135-98-8	
tert-Butylbenzene	ND	ug/L	0.50	0.32	1		05/18/22 03:08	98-06-6	
Carbon tetrachloride	ND	ug/L	0.50	0.33	1		05/18/22 03:08	56-23-5	
Chlorobenzene	ND	ug/L	0.50	0.28	1		05/18/22 03:08	108-90-7	
Chloroethane	ND	ug/L	1.0	0.65	1		05/18/22 03:08	75-00-3	
Chloroform	ND	ug/L	0.50	0.43	1		05/18/22 03:08	67-66-3	
Chloromethane	ND	ug/L	1.0	0.54	1		05/18/22 03:08	74-87-3	
2-Chlorotoluene	ND	ug/L	0.50	0.32	1		05/18/22 03:08	95-49-8	
4-Chlorotoluene	ND	ug/L	0.50	0.32	1		05/18/22 03:08	106-43-4	
1,2-Dibromo-3-chloropropane	ND	ug/L	1.0	0.34	1		05/18/22 03:08	96-12-8	
Dibromochloromethane	ND	ug/L	0.50	0.36	1		05/18/22 03:08	124-48-1	
1,2-Dibromoethane (EDB)	ND	ug/L	0.50	0.27	1		05/18/22 03:08	106-93-4	
Dibromomethane	ND	ug/L	0.50	0.39	1		05/18/22 03:08	74-95-3	
1,2-Dichlorobenzene	ND	ug/L	0.50	0.34	1		05/18/22 03:08	95-50-1	
1,3-Dichlorobenzene	ND	ug/L	0.50	0.34	1		05/18/22 03:08	541-73-1	
1,4-Dichlorobenzene	ND	ug/L	0.50	0.33	1		05/18/22 03:08	106-46-7	
Dichlorodifluoromethane	ND	ug/L	0.50	0.35	1		05/18/22 03:08	75-71-8	
1,1-Dichloroethane	ND	ug/L	0.50	0.37	1		05/18/22 03:08	75-34-3	
1,2-Dichloroethane	ND	ug/L	0.50	0.32	1		05/18/22 03:08	107-06-2	
1,1-Dichloroethene	ND	ug/L	0.50	0.35	1		05/18/22 03:08	75-35-4	
cis-1,2-Dichloroethene	ND	ug/L	0.50	0.38	1		05/18/22 03:08	156-59-2	
trans-1,2-Dichloroethene	ND	ug/L	0.50	0.40	1		05/18/22 03:08	156-60-5	
1,2-Dichloropropane	ND	ug/L	0.50	0.36	1		05/18/22 03:08	78-87-5	
1,3-Dichloropropane	ND	ug/L	0.50	0.28	1		05/18/22 03:08	142-28-9	

REPORT OF LABORATORY ANALYSIS

This report shall not be reproduced, except in full,
without the written consent of Pace Analytical Services, LLC.

Pace Analytical Services, LLC
9800 Kincey Ave. Suite 100
Huntersville, NC 28078
(704)875-9092

ANALYTICAL RESULTS

Project: 2020-L1-2448
Pace Project No.: 92604793

Sample: DUP-1 **Lab ID: 92604793001** Collected: 05/17/22 00:00 Received: 05/17/22 11:47 Matrix: Water

Parameters	Results	Units	Report Limit	MDL	DF	Prepared	Analyzed	CAS No.	Qual
6200B MSV	Analytical Method: SM 6200B Pace Analytical Services - Charlotte								
2,2-Dichloropropane	ND	ug/L	0.50	0.39	1		05/18/22 03:08	594-20-7	
1,1-Dichloropropene	ND	ug/L	0.50	0.43	1		05/18/22 03:08	563-58-6	
cis-1,3-Dichloropropene	ND	ug/L	0.50	0.36	1		05/18/22 03:08	10061-01-5	
trans-1,3-Dichloropropene	ND	ug/L	0.50	0.36	1		05/18/22 03:08	10061-02-6	
Diisopropyl ether	ND	ug/L	0.50	0.31	1		05/18/22 03:08	108-20-3	
Ethanol	ND	ug/L	200	72.2	1		05/18/22 03:08	64-17-5	
Ethylbenzene	ND	ug/L	0.50	0.30	1		05/18/22 03:08	100-41-4	
Hexachloro-1,3-butadiene	ND	ug/L	2.0	1.5	1		05/18/22 03:08	87-68-3	
Isopropylbenzene (Cumene)	ND	ug/L	0.50	0.33	1		05/18/22 03:08	98-82-8	
Methylene Chloride	ND	ug/L	2.0	2.0	1		05/18/22 03:08	75-09-2	
Methyl-tert-butyl ether	ND	ug/L	0.50	0.42	1		05/18/22 03:08	1634-04-4	
Naphthalene	ND	ug/L	2.0	0.64	1		05/18/22 03:08	91-20-3	
n-Propylbenzene	ND	ug/L	0.50	0.34	1		05/18/22 03:08	103-65-1	
Styrene	ND	ug/L	0.50	0.29	1		05/18/22 03:08	100-42-5	
1,1,1,2-Tetrachloroethane	ND	ug/L	0.50	0.31	1		05/18/22 03:08	630-20-6	
1,1,2,2-Tetrachloroethane	ND	ug/L	0.50	0.22	1		05/18/22 03:08	79-34-5	
Tetrachloroethene	ND	ug/L	0.50	0.29	1		05/18/22 03:08	127-18-4	
Toluene	ND	ug/L	0.50	0.48	1		05/18/22 03:08	108-88-3	
1,2,3-Trichlorobenzene	ND	ug/L	2.0	0.81	1		05/18/22 03:08	87-61-6	
1,2,4-Trichlorobenzene	ND	ug/L	2.0	0.64	1		05/18/22 03:08	120-82-1	
1,1,1-Trichloroethane	ND	ug/L	0.50	0.33	1		05/18/22 03:08	71-55-6	
1,1,2-Trichloroethane	ND	ug/L	0.50	0.32	1		05/18/22 03:08	79-00-5	
Trichloroethene	ND	ug/L	0.50	0.38	1		05/18/22 03:08	79-01-6	
Trichlorofluoromethane	ND	ug/L	1.0	0.30	1		05/18/22 03:08	75-69-4	
1,2,3-Trichloropropane	ND	ug/L	0.50	0.26	1		05/18/22 03:08	96-18-4	
1,2,4-Trimethylbenzene	ND	ug/L	0.50	0.50	1		05/18/22 03:08	95-63-6	
1,3,5-Trimethylbenzene	ND	ug/L	0.50	0.33	1		05/18/22 03:08	108-67-8	
Vinyl chloride	ND	ug/L	1.0	0.39	1		05/18/22 03:08	75-01-4	
m&p-Xylene	ND	ug/L	1.0	0.71	1		05/18/22 03:08	179601-23-1	
o-Xylene	ND	ug/L	0.50	0.34	1		05/18/22 03:08	95-47-6	
Surrogates									
1,2-Dichloroethane-d4 (S)	96	%	70-130		1		05/18/22 03:08	17060-07-0	
4-Bromofluorobenzene (S)	99	%	70-130		1		05/18/22 03:08	460-00-4	
Toluene-d8 (S)	102	%	70-130		1		05/18/22 03:08	2037-26-5	

REPORT OF LABORATORY ANALYSIS

This report shall not be reproduced, except in full,
without the written consent of Pace Analytical Services, LLC.

Pace Analytical Services, LLC
9800 Kincey Ave. Suite 100
Huntersville, NC 28078
(704)875-9092

ANALYTICAL RESULTS

Project: 2020-L1-2448
Pace Project No.: 92604793

Sample: FB-1 **Lab ID: 92604793002** Collected: 05/17/22 00:00 Received: 05/17/22 11:47 Matrix: Water

Parameters	Results	Units	Report Limit	MDL	DF	Prepared	Analyzed	CAS No.	Qual
VPH NC Water	Analytical Method: MADEP VPH Pace Analytical Services - Charlotte								
Total VPH (C5-C12)	ND	ug/L	50.0	50.0	1		05/18/22 21:20		N2
Aliphatic (C05-C08)	ND	ug/L	50.0	50.0	1		05/18/22 21:20		N2
Aliphatic(C09-C12) Adjusted	ND	ug/L	50.0	50.0	1		05/18/22 21:20		N2
Aromatic (C09-C10)	ND	ug/L	50.0	50.0	1		05/18/22 21:20		N2
Surrogates									
4-Bromofluorobenzene (FID) (S)	105	%	70-130		1		05/18/22 21:20	460-00-4	
4-Bromofluorobenzene (PID) (S)	86	%	70-130		1		05/18/22 21:20	460-00-4	
6020 MET ICPMS	Analytical Method: EPA 6020B Preparation Method: EPA 3010A Pace Analytical Services - Asheville								
Lead	ND	ug/L	1.0	0.077	1	06/07/22 00:54	06/07/22 20:40	7439-92-1	
6200B MSV	Analytical Method: SM 6200B Pace Analytical Services - Charlotte								
Benzene	ND	ug/L	0.50	0.34	1		05/18/22 00:05	71-43-2	
Bromobenzene	ND	ug/L	0.50	0.29	1		05/18/22 00:05	108-86-1	
Bromochloromethane	ND	ug/L	0.50	0.47	1		05/18/22 00:05	74-97-5	
Bromodichloromethane	ND	ug/L	0.50	0.31	1		05/18/22 00:05	75-27-4	
Bromoform	ND	ug/L	0.50	0.34	1		05/18/22 00:05	75-25-2	
Bromomethane	ND	ug/L	5.0	1.7	1		05/18/22 00:05	74-83-9	
n-Butylbenzene	ND	ug/L	0.50	0.49	1		05/18/22 00:05	104-51-8	
sec-Butylbenzene	ND	ug/L	0.50	0.40	1		05/18/22 00:05	135-98-8	
tert-Butylbenzene	ND	ug/L	0.50	0.32	1		05/18/22 00:05	98-06-6	
Carbon tetrachloride	ND	ug/L	0.50	0.33	1		05/18/22 00:05	56-23-5	
Chlorobenzene	ND	ug/L	0.50	0.28	1		05/18/22 00:05	108-90-7	
Chloroethane	ND	ug/L	1.0	0.65	1		05/18/22 00:05	75-00-3	
Chloroform	ND	ug/L	0.50	0.43	1		05/18/22 00:05	67-66-3	
Chloromethane	ND	ug/L	1.0	0.54	1		05/18/22 00:05	74-87-3	
2-Chlorotoluene	ND	ug/L	0.50	0.32	1		05/18/22 00:05	95-49-8	
4-Chlorotoluene	ND	ug/L	0.50	0.32	1		05/18/22 00:05	106-43-4	
1,2-Dibromo-3-chloropropane	ND	ug/L	1.0	0.34	1		05/18/22 00:05	96-12-8	
Dibromochloromethane	ND	ug/L	0.50	0.36	1		05/18/22 00:05	124-48-1	
1,2-Dibromoethane (EDB)	ND	ug/L	0.50	0.27	1		05/18/22 00:05	106-93-4	
Dibromomethane	ND	ug/L	0.50	0.39	1		05/18/22 00:05	74-95-3	
1,2-Dichlorobenzene	ND	ug/L	0.50	0.34	1		05/18/22 00:05	95-50-1	
1,3-Dichlorobenzene	ND	ug/L	0.50	0.34	1		05/18/22 00:05	541-73-1	
1,4-Dichlorobenzene	ND	ug/L	0.50	0.33	1		05/18/22 00:05	106-46-7	
Dichlorodifluoromethane	ND	ug/L	0.50	0.35	1		05/18/22 00:05	75-71-8	
1,1-Dichloroethane	ND	ug/L	0.50	0.37	1		05/18/22 00:05	75-34-3	
1,2-Dichloroethane	ND	ug/L	0.50	0.32	1		05/18/22 00:05	107-06-2	
1,1-Dichloroethene	ND	ug/L	0.50	0.35	1		05/18/22 00:05	75-35-4	
cis-1,2-Dichloroethene	ND	ug/L	0.50	0.38	1		05/18/22 00:05	156-59-2	
trans-1,2-Dichloroethene	ND	ug/L	0.50	0.40	1		05/18/22 00:05	156-60-5	
1,2-Dichloropropane	ND	ug/L	0.50	0.36	1		05/18/22 00:05	78-87-5	
1,3-Dichloropropane	ND	ug/L	0.50	0.28	1		05/18/22 00:05	142-28-9	

REPORT OF LABORATORY ANALYSIS

This report shall not be reproduced, except in full,
without the written consent of Pace Analytical Services, LLC.

Pace Analytical Services, LLC
9800 Kincey Ave. Suite 100
Huntersville, NC 28078
(704)875-9092

ANALYTICAL RESULTS

Project: 2020-L1-2448
Pace Project No.: 92604793

Sample: FB-1 **Lab ID: 92604793002** Collected: 05/17/22 00:00 Received: 05/17/22 11:47 Matrix: Water

Parameters	Results	Units	Report Limit	MDL	DF	Prepared	Analyzed	CAS No.	Qual
6200B MSV	Analytical Method: SM 6200B Pace Analytical Services - Charlotte								
2,2-Dichloropropane	ND	ug/L	0.50	0.39	1		05/18/22 00:05	594-20-7	
1,1-Dichloropropene	ND	ug/L	0.50	0.43	1		05/18/22 00:05	563-58-6	
cis-1,3-Dichloropropene	ND	ug/L	0.50	0.36	1		05/18/22 00:05	10061-01-5	
trans-1,3-Dichloropropene	ND	ug/L	0.50	0.36	1		05/18/22 00:05	10061-02-6	
Diisopropyl ether	ND	ug/L	0.50	0.31	1		05/18/22 00:05	108-20-3	
Ethanol	ND	ug/L	200	72.2	1		05/18/22 00:05	64-17-5	
Ethylbenzene	ND	ug/L	0.50	0.30	1		05/18/22 00:05	100-41-4	
Hexachloro-1,3-butadiene	ND	ug/L	2.0	1.5	1		05/18/22 00:05	87-68-3	
Isopropylbenzene (Cumene)	ND	ug/L	0.50	0.33	1		05/18/22 00:05	98-82-8	
Methylene Chloride	ND	ug/L	2.0	2.0	1		05/18/22 00:05	75-09-2	
Methyl-tert-butyl ether	ND	ug/L	0.50	0.42	1		05/18/22 00:05	1634-04-4	
Naphthalene	ND	ug/L	2.0	0.64	1		05/18/22 00:05	91-20-3	
n-Propylbenzene	ND	ug/L	0.50	0.34	1		05/18/22 00:05	103-65-1	
Styrene	ND	ug/L	0.50	0.29	1		05/18/22 00:05	100-42-5	
1,1,1,2-Tetrachloroethane	ND	ug/L	0.50	0.31	1		05/18/22 00:05	630-20-6	
1,1,2,2-Tetrachloroethane	ND	ug/L	0.50	0.22	1		05/18/22 00:05	79-34-5	
Tetrachloroethene	ND	ug/L	0.50	0.29	1		05/18/22 00:05	127-18-4	
Toluene	ND	ug/L	0.50	0.48	1		05/18/22 00:05	108-88-3	
1,2,3-Trichlorobenzene	ND	ug/L	2.0	0.81	1		05/18/22 00:05	87-61-6	
1,2,4-Trichlorobenzene	ND	ug/L	2.0	0.64	1		05/18/22 00:05	120-82-1	
1,1,1-Trichloroethane	ND	ug/L	0.50	0.33	1		05/18/22 00:05	71-55-6	
1,1,2-Trichloroethane	ND	ug/L	0.50	0.32	1		05/18/22 00:05	79-00-5	
Trichloroethene	ND	ug/L	0.50	0.38	1		05/18/22 00:05	79-01-6	
Trichlorofluoromethane	ND	ug/L	1.0	0.30	1		05/18/22 00:05	75-69-4	
1,2,3-Trichloropropane	ND	ug/L	0.50	0.26	1		05/18/22 00:05	96-18-4	
1,2,4-Trimethylbenzene	ND	ug/L	0.50	0.50	1		05/18/22 00:05	95-63-6	
1,3,5-Trimethylbenzene	ND	ug/L	0.50	0.33	1		05/18/22 00:05	108-67-8	
Vinyl chloride	ND	ug/L	1.0	0.39	1		05/18/22 00:05	75-01-4	
m&p-Xylene	ND	ug/L	1.0	0.71	1		05/18/22 00:05	179601-23-1	
o-Xylene	ND	ug/L	0.50	0.34	1		05/18/22 00:05	95-47-6	
Surrogates									
1,2-Dichloroethane-d4 (S)	96	%	70-130		1		05/18/22 00:05	17060-07-0	
4-Bromofluorobenzene (S)	99	%	70-130		1		05/18/22 00:05	460-00-4	
Toluene-d8 (S)	101	%	70-130		1		05/18/22 00:05	2037-26-5	

REPORT OF LABORATORY ANALYSIS

This report shall not be reproduced, except in full,
without the written consent of Pace Analytical Services, LLC.

Pace Analytical Services, LLC
9800 Kincey Ave. Suite 100
Huntersville, NC 28078
(704)875-9092

ANALYTICAL RESULTS

Project: 2020-L1-2448
Pace Project No.: 92604793

Sample: TRIP BLANK **Lab ID: 92604793003** Collected: 05/17/22 00:00 Received: 05/17/22 11:47 Matrix: Water

Parameters	Results	Units	Report Limit	MDL	DF	Prepared	Analyzed	CAS No.	Qual
6200B MSV	Analytical Method: SM 6200B Pace Analytical Services - Charlotte								
Benzene	ND	ug/L	0.50	0.34	1		05/18/22 00:23	71-43-2	
Bromobenzene	ND	ug/L	0.50	0.29	1		05/18/22 00:23	108-86-1	
Bromochloromethane	ND	ug/L	0.50	0.47	1		05/18/22 00:23	74-97-5	
Bromodichloromethane	ND	ug/L	0.50	0.31	1		05/18/22 00:23	75-27-4	
Bromoform	ND	ug/L	0.50	0.34	1		05/18/22 00:23	75-25-2	
Bromomethane	ND	ug/L	5.0	1.7	1		05/18/22 00:23	74-83-9	
n-Butylbenzene	ND	ug/L	0.50	0.49	1		05/18/22 00:23	104-51-8	
sec-Butylbenzene	ND	ug/L	0.50	0.40	1		05/18/22 00:23	135-98-8	
tert-Butylbenzene	ND	ug/L	0.50	0.32	1		05/18/22 00:23	98-06-6	
Carbon tetrachloride	ND	ug/L	0.50	0.33	1		05/18/22 00:23	56-23-5	
Chlorobenzene	ND	ug/L	0.50	0.28	1		05/18/22 00:23	108-90-7	
Chloroethane	ND	ug/L	1.0	0.65	1		05/18/22 00:23	75-00-3	
Chloroform	ND	ug/L	0.50	0.43	1		05/18/22 00:23	67-66-3	
Chloromethane	ND	ug/L	1.0	0.54	1		05/18/22 00:23	74-87-3	
2-Chlorotoluene	ND	ug/L	0.50	0.32	1		05/18/22 00:23	95-49-8	
4-Chlorotoluene	ND	ug/L	0.50	0.32	1		05/18/22 00:23	106-43-4	
1,2-Dibromo-3-chloropropane	ND	ug/L	1.0	0.34	1		05/18/22 00:23	96-12-8	
Dibromochloromethane	ND	ug/L	0.50	0.36	1		05/18/22 00:23	124-48-1	
1,2-Dibromoethane (EDB)	ND	ug/L	0.50	0.27	1		05/18/22 00:23	106-93-4	
Dibromomethane	ND	ug/L	0.50	0.39	1		05/18/22 00:23	74-95-3	
1,2-Dichlorobenzene	ND	ug/L	0.50	0.34	1		05/18/22 00:23	95-50-1	
1,3-Dichlorobenzene	ND	ug/L	0.50	0.34	1		05/18/22 00:23	541-73-1	
1,4-Dichlorobenzene	ND	ug/L	0.50	0.33	1		05/18/22 00:23	106-46-7	
Dichlorodifluoromethane	ND	ug/L	0.50	0.35	1		05/18/22 00:23	75-71-8	
1,1-Dichloroethane	ND	ug/L	0.50	0.37	1		05/18/22 00:23	75-34-3	
1,2-Dichloroethane	ND	ug/L	0.50	0.32	1		05/18/22 00:23	107-06-2	
1,1-Dichloroethene	ND	ug/L	0.50	0.35	1		05/18/22 00:23	75-35-4	
cis-1,2-Dichloroethene	ND	ug/L	0.50	0.38	1		05/18/22 00:23	156-59-2	
trans-1,2-Dichloroethene	ND	ug/L	0.50	0.40	1		05/18/22 00:23	156-60-5	
1,2-Dichloropropane	ND	ug/L	0.50	0.36	1		05/18/22 00:23	78-87-5	
1,3-Dichloropropane	ND	ug/L	0.50	0.28	1		05/18/22 00:23	142-28-9	
2,2-Dichloropropane	ND	ug/L	0.50	0.39	1		05/18/22 00:23	594-20-7	
1,1-Dichloropropene	ND	ug/L	0.50	0.43	1		05/18/22 00:23	563-58-6	
cis-1,3-Dichloropropene	ND	ug/L	0.50	0.36	1		05/18/22 00:23	10061-01-5	
trans-1,3-Dichloropropene	ND	ug/L	0.50	0.36	1		05/18/22 00:23	10061-02-6	
Diisopropyl ether	ND	ug/L	0.50	0.31	1		05/18/22 00:23	108-20-3	
Ethanol	ND	ug/L	200	72.2	1		05/18/22 00:23	64-17-5	
Ethylbenzene	ND	ug/L	0.50	0.30	1		05/18/22 00:23	100-41-4	
Hexachloro-1,3-butadiene	ND	ug/L	2.0	1.5	1		05/18/22 00:23	87-68-3	
Isopropylbenzene (Cumene)	ND	ug/L	0.50	0.33	1		05/18/22 00:23	98-82-8	
Methylene Chloride	ND	ug/L	2.0	2.0	1		05/18/22 00:23	75-09-2	
Methyl-tert-butyl ether	ND	ug/L	0.50	0.42	1		05/18/22 00:23	1634-04-4	
Naphthalene	ND	ug/L	2.0	0.64	1		05/18/22 00:23	91-20-3	
n-Propylbenzene	ND	ug/L	0.50	0.34	1		05/18/22 00:23	103-65-1	
Styrene	ND	ug/L	0.50	0.29	1		05/18/22 00:23	100-42-5	

REPORT OF LABORATORY ANALYSIS

This report shall not be reproduced, except in full,
without the written consent of Pace Analytical Services, LLC.

Pace Analytical Services, LLC
9800 Kincey Ave. Suite 100
Huntersville, NC 28078
(704)875-9092

ANALYTICAL RESULTS

Project: 2020-L1-2448
Pace Project No.: 92604793

Sample: TRIP BLANK **Lab ID: 92604793003** Collected: 05/17/22 00:00 Received: 05/17/22 11:47 Matrix: Water

Parameters	Results	Units	Report Limit	MDL	DF	Prepared	Analyzed	CAS No.	Qual
6200B MSV	Analytical Method: SM 6200B Pace Analytical Services - Charlotte								
1,1,1,2-Tetrachloroethane	ND	ug/L	0.50	0.31	1		05/18/22 00:23	630-20-6	
1,1,2,2-Tetrachloroethane	ND	ug/L	0.50	0.22	1		05/18/22 00:23	79-34-5	
Tetrachloroethene	ND	ug/L	0.50	0.29	1		05/18/22 00:23	127-18-4	
Toluene	ND	ug/L	0.50	0.48	1		05/18/22 00:23	108-88-3	
1,2,3-Trichlorobenzene	ND	ug/L	2.0	0.81	1		05/18/22 00:23	87-61-6	
1,2,4-Trichlorobenzene	ND	ug/L	2.0	0.64	1		05/18/22 00:23	120-82-1	
1,1,1-Trichloroethane	ND	ug/L	0.50	0.33	1		05/18/22 00:23	71-55-6	
1,1,2-Trichloroethane	ND	ug/L	0.50	0.32	1		05/18/22 00:23	79-00-5	
Trichloroethene	ND	ug/L	0.50	0.38	1		05/18/22 00:23	79-01-6	
Trichlorofluoromethane	ND	ug/L	1.0	0.30	1		05/18/22 00:23	75-69-4	
1,2,3-Trichloropropane	ND	ug/L	0.50	0.26	1		05/18/22 00:23	96-18-4	
1,2,4-Trimethylbenzene	ND	ug/L	0.50	0.50	1		05/18/22 00:23	95-63-6	
1,3,5-Trimethylbenzene	ND	ug/L	0.50	0.33	1		05/18/22 00:23	108-67-8	
Vinyl chloride	ND	ug/L	1.0	0.39	1		05/18/22 00:23	75-01-4	
m&p-Xylene	ND	ug/L	1.0	0.71	1		05/18/22 00:23	179601-23-1	
o-Xylene	ND	ug/L	0.50	0.34	1		05/18/22 00:23	95-47-6	
Surrogates									
1,2-Dichloroethane-d4 (S)	96	%	70-130		1		05/18/22 00:23	17060-07-0	
4-Bromofluorobenzene (S)	99	%	70-130		1		05/18/22 00:23	460-00-4	
Toluene-d8 (S)	101	%	70-130		1		05/18/22 00:23	2037-26-5	

REPORT OF LABORATORY ANALYSIS

This report shall not be reproduced, except in full,
without the written consent of Pace Analytical Services, LLC.

Pace Analytical Services, LLC
9800 Kincey Ave. Suite 100
Huntersville, NC 28078
(704)875-9092

QUALITY CONTROL DATA

Project: 2020-L1-2448
Pace Project No.: 92604793

QC Batch: 699085
QC Batch Method: MADEP VPH
Analysis Method: MADEP VPH
Analysis Description: VPH NC Water
Laboratory: Pace Analytical Services - Charlotte
Associated Lab Samples: 92604793001, 92604793002

METHOD BLANK: 3649785 Matrix: Water
Associated Lab Samples: 92604793001, 92604793002

Parameter	Units	Blank Result	Reporting Limit	MDL	Analyzed	Qualifiers
Aliphatic (C05-C08)	ug/L	ND	50.0	50.0	05/18/22 16:02	N2
Aromatic (C09-C10)	ug/L	ND	50.0	50.0	05/18/22 16:02	N2
4-Bromofluorobenzene (FID) (S)	%	97	70-130		05/18/22 16:02	
4-Bromofluorobenzene (PID) (S)	%	81	70-130		05/18/22 16:02	

LABORATORY CONTROL SAMPLE & LCSD: 3649786 3649787

Parameter	Units	Spike Conc.	LCS Result	LCSD Result	LCS % Rec	LCSD % Rec	% Rec Limits	RPD	Max RPD	Qualifiers
Aliphatic (C05-C08)	ug/L	300	318	288	106	96	70-130	10	25	N2
Aromatic (C09-C10)	ug/L	100	91.4	91.0	91	91	70-130	0	25	N2
4-Bromofluorobenzene (FID) (S)	%				105	108	70-130			
4-Bromofluorobenzene (PID) (S)	%				87	89	70-130			

Results presented on this page are in the units indicated by the "Units" column except where an alternate unit is presented to the right of the result.

REPORT OF LABORATORY ANALYSIS

This report shall not be reproduced, except in full,
without the written consent of Pace Analytical Services, LLC.

Pace Analytical Services, LLC
9800 Kincey Ave. Suite 100
Huntersville, NC 28078
(704)875-9092

QUALITY CONTROL DATA

Project: 2020-L1-2448
Pace Project No.: 92604793

QC Batch: 702514
QC Batch Method: EPA 3010A
Analysis Method: EPA 6020B
Analysis Description: 6020 MET
Laboratory: Pace Analytical Services - Asheville
Associated Lab Samples: 92604793001, 92604793002

METHOD BLANK: 3666281 Matrix: Water
Associated Lab Samples: 92604793001, 92604793002

Parameter	Units	Blank Result	Reporting Limit	MDL	Analyzed	Qualifiers
Lead	ug/L	ND	1.0	0.077	06/07/22 19:18	

LABORATORY CONTROL SAMPLE: 3666282

Parameter	Units	Spike Conc.	LCS Result	LCS % Rec	% Rec Limits	Qualifiers
Lead	ug/L	50	49.7	99	80-120	

MATRIX SPIKE & MATRIX SPIKE DUPLICATE: 3666283 3666284

Parameter	Units	92603677001 Result	MS Spike Conc.	MSD Spike Conc.	MS Result	MSD Result	MS % Rec	MSD % Rec	% Rec Limits	RPD	Max RPD	Qual
Lead	ug/L	16.4	50	50	65.2	65.5	98	98	75-125	1	20	

Results presented on this page are in the units indicated by the "Units" column except where an alternate unit is presented to the right of the result.

REPORT OF LABORATORY ANALYSIS

This report shall not be reproduced, except in full,
without the written consent of Pace Analytical Services, LLC.

Pace Analytical Services, LLC
9800 Kincey Ave. Suite 100
Huntersville, NC 28078
(704)875-9092

QUALITY CONTROL DATA

Project: 2020-L1-2448
Pace Project No.: 92604793

QC Batch: 698783
QC Batch Method: SM 6200B
Analysis Method: SM 6200B
Analysis Description: 6200B MSV
Laboratory: Pace Analytical Services - Charlotte
Associated Lab Samples: 92604793001, 92604793002, 92604793003

METHOD BLANK: 3648159 Matrix: Water
Associated Lab Samples: 92604793001, 92604793002, 92604793003

Parameter	Units	Blank Result	Reporting Limit	MDL	Analyzed	Qualifiers
1,1,1,2-Tetrachloroethane	ug/L	ND	0.50	0.31	05/17/22 23:47	
1,1,1-Trichloroethane	ug/L	ND	0.50	0.33	05/17/22 23:47	
1,1,2,2-Tetrachloroethane	ug/L	ND	0.50	0.22	05/17/22 23:47	
1,1,2-Trichloroethane	ug/L	ND	0.50	0.32	05/17/22 23:47	
1,1-Dichloroethane	ug/L	ND	0.50	0.37	05/17/22 23:47	
1,1-Dichloroethene	ug/L	ND	0.50	0.35	05/17/22 23:47	
1,1-Dichloropropene	ug/L	ND	0.50	0.43	05/17/22 23:47	
1,2,3-Trichlorobenzene	ug/L	ND	2.0	0.81	05/17/22 23:47	
1,2,3-Trichloropropane	ug/L	ND	0.50	0.26	05/17/22 23:47	
1,2,4-Trichlorobenzene	ug/L	ND	2.0	0.64	05/17/22 23:47	
1,2,4-Trimethylbenzene	ug/L	ND	0.50	0.50	05/17/22 23:47	
1,2-Dibromo-3-chloropropane	ug/L	ND	1.0	0.34	05/17/22 23:47	
1,2-Dibromoethane (EDB)	ug/L	ND	0.50	0.27	05/17/22 23:47	
1,2-Dichlorobenzene	ug/L	ND	0.50	0.34	05/17/22 23:47	
1,2-Dichloroethane	ug/L	ND	0.50	0.32	05/17/22 23:47	
1,2-Dichloropropane	ug/L	ND	0.50	0.36	05/17/22 23:47	
1,3,5-Trimethylbenzene	ug/L	ND	0.50	0.33	05/17/22 23:47	
1,3-Dichlorobenzene	ug/L	ND	0.50	0.34	05/17/22 23:47	
1,3-Dichloropropane	ug/L	ND	0.50	0.28	05/17/22 23:47	
1,4-Dichlorobenzene	ug/L	ND	0.50	0.33	05/17/22 23:47	
2,2-Dichloropropane	ug/L	ND	0.50	0.39	05/17/22 23:47	
2-Chlorotoluene	ug/L	ND	0.50	0.32	05/17/22 23:47	
4-Chlorotoluene	ug/L	ND	0.50	0.32	05/17/22 23:47	
Benzene	ug/L	ND	0.50	0.34	05/17/22 23:47	
Bromobenzene	ug/L	ND	0.50	0.29	05/17/22 23:47	
Bromochloromethane	ug/L	ND	0.50	0.47	05/17/22 23:47	
Bromodichloromethane	ug/L	ND	0.50	0.31	05/17/22 23:47	
Bromoform	ug/L	ND	0.50	0.34	05/17/22 23:47	
Bromomethane	ug/L	ND	5.0	1.7	05/17/22 23:47	
Carbon tetrachloride	ug/L	ND	0.50	0.33	05/17/22 23:47	
Chlorobenzene	ug/L	ND	0.50	0.28	05/17/22 23:47	
Chloroethane	ug/L	ND	1.0	0.65	05/17/22 23:47	
Chloroform	ug/L	ND	0.50	0.43	05/17/22 23:47	
Chloromethane	ug/L	ND	1.0	0.54	05/17/22 23:47	
cis-1,2-Dichloroethene	ug/L	ND	0.50	0.38	05/17/22 23:47	
cis-1,3-Dichloropropene	ug/L	ND	0.50	0.36	05/17/22 23:47	
Dibromochloromethane	ug/L	ND	0.50	0.36	05/17/22 23:47	
Dibromomethane	ug/L	ND	0.50	0.39	05/17/22 23:47	
Dichlorodifluoromethane	ug/L	ND	0.50	0.35	05/17/22 23:47	
Diisopropyl ether	ug/L	ND	0.50	0.31	05/17/22 23:47	

Results presented on this page are in the units indicated by the "Units" column except where an alternate unit is presented to the right of the result.

REPORT OF LABORATORY ANALYSIS

This report shall not be reproduced, except in full,
without the written consent of Pace Analytical Services, LLC.

Pace Analytical Services, LLC
9800 Kincey Ave. Suite 100
Huntersville, NC 28078
(704)875-9092

QUALITY CONTROL DATA

Project: 2020-L1-2448
Pace Project No.: 92604793

METHOD BLANK: 3648159 Matrix: Water
Associated Lab Samples: 92604793001, 92604793002, 92604793003

Parameter	Units	Blank Result	Reporting Limit	MDL	Analyzed	Qualifiers
Ethanol	ug/L	ND	200	72.2	05/17/22 23:47	
Ethylbenzene	ug/L	ND	0.50	0.30	05/17/22 23:47	
Hexachloro-1,3-butadiene	ug/L	ND	2.0	1.5	05/17/22 23:47	
Isopropylbenzene (Cumene)	ug/L	ND	0.50	0.33	05/17/22 23:47	
m&p-Xylene	ug/L	ND	1.0	0.71	05/17/22 23:47	
Methyl-tert-butyl ether	ug/L	ND	0.50	0.42	05/17/22 23:47	
Methylene Chloride	ug/L	ND	2.0	2.0	05/17/22 23:47	
n-Butylbenzene	ug/L	ND	0.50	0.49	05/17/22 23:47	
n-Propylbenzene	ug/L	ND	0.50	0.34	05/17/22 23:47	
Naphthalene	ug/L	ND	2.0	0.64	05/17/22 23:47	
o-Xylene	ug/L	ND	0.50	0.34	05/17/22 23:47	
sec-Butylbenzene	ug/L	ND	0.50	0.40	05/17/22 23:47	
Styrene	ug/L	ND	0.50	0.29	05/17/22 23:47	
tert-Butylbenzene	ug/L	ND	0.50	0.32	05/17/22 23:47	
Tetrachloroethene	ug/L	ND	0.50	0.29	05/17/22 23:47	
Toluene	ug/L	ND	0.50	0.48	05/17/22 23:47	
trans-1,2-Dichloroethene	ug/L	ND	0.50	0.40	05/17/22 23:47	
trans-1,3-Dichloropropene	ug/L	ND	0.50	0.36	05/17/22 23:47	
Trichloroethene	ug/L	ND	0.50	0.38	05/17/22 23:47	
Trichlorofluoromethane	ug/L	ND	1.0	0.30	05/17/22 23:47	
Vinyl chloride	ug/L	ND	1.0	0.39	05/17/22 23:47	
1,2-Dichloroethane-d4 (S)	%	96	70-130		05/17/22 23:47	
4-Bromofluorobenzene (S)	%	101	70-130		05/17/22 23:47	
Toluene-d8 (S)	%	103	70-130		05/17/22 23:47	

LABORATORY CONTROL SAMPLE: 3648160

Parameter	Units	Spike Conc.	LCS Result	LCS % Rec	% Rec Limits	Qualifiers
1,1,1,2-Tetrachloroethane	ug/L	50	45.5	91	60-140	
1,1,1-Trichloroethane	ug/L	50	36.8	74	60-140	
1,1,2,2-Tetrachloroethane	ug/L	50	42.0	84	60-140	
1,1,2-Trichloroethane	ug/L	50	46.6	93	60-140	
1,1-Dichloroethane	ug/L	50	36.5	73	60-140	
1,1-Dichloroethene	ug/L	50	37.4	75	60-140	
1,1-Dichloropropene	ug/L	50	37.9	76	60-140	
1,2,3-Trichlorobenzene	ug/L	50	57.9	116	60-140	
1,2,3-Trichloropropane	ug/L	50	41.9	84	60-140	
1,2,4-Trichlorobenzene	ug/L	50	51.2	102	60-140	
1,2,4-Trimethylbenzene	ug/L	50	43.0	86	60-140	
1,2-Dibromo-3-chloropropane	ug/L	50	42.1	84	60-140	
1,2-Dibromoethane (EDB)	ug/L	50	44.5	89	60-140	
1,2-Dichlorobenzene	ug/L	50	46.6	93	60-140	
1,2-Dichloroethane	ug/L	50	38.1	76	60-140	
1,2-Dichloropropane	ug/L	50	42.3	85	60-140	

Results presented on this page are in the units indicated by the "Units" column except where an alternate unit is presented to the right of the result.

REPORT OF LABORATORY ANALYSIS

This report shall not be reproduced, except in full,
without the written consent of Pace Analytical Services, LLC.

Pace Analytical Services, LLC
9800 Kincey Ave. Suite 100
Huntersville, NC 28078
(704)875-9092

QUALITY CONTROL DATA

Project: 2020-L1-2448
Pace Project No.: 92604793

LABORATORY CONTROL SAMPLE: 3648160

Parameter	Units	Spike Conc.	LCS Result	LCS % Rec	% Rec Limits	Qualifiers
1,3,5-Trimethylbenzene	ug/L	50	42.8	86	60-140	
1,3-Dichlorobenzene	ug/L	50	46.7	93	60-140	
1,3-Dichloropropane	ug/L	50	44.6	89	60-140	
1,4-Dichlorobenzene	ug/L	50	44.8	90	60-140	
2,2-Dichloropropane	ug/L	50	42.8	86	60-140	
2-Chlorotoluene	ug/L	50	43.4	87	60-140	
4-Chlorotoluene	ug/L	50	40.6	81	60-140	
Benzene	ug/L	50	38.6	77	60-140	
Bromobenzene	ug/L	50	44.8	90	60-140	
Bromochloromethane	ug/L	50	40.1	80	60-140	
Bromodichloromethane	ug/L	50	42.1	84	60-140	
Bromoform	ug/L	50	45.0	90	60-140	
Bromomethane	ug/L	50	38.1	76	60-140	
Carbon tetrachloride	ug/L	50	38.9	78	60-140	
Chlorobenzene	ug/L	50	45.1	90	60-140	
Chloroethane	ug/L	50	48.8	98	60-140	
Chloroform	ug/L	50	37.2	74	60-140	
Chloromethane	ug/L	50	38.0	76	60-140	
cis-1,2-Dichloroethene	ug/L	50	37.8	76	60-140	
cis-1,3-Dichloropropene	ug/L	50	43.7	87	60-140	
Dibromochloromethane	ug/L	50	44.0	88	60-140	
Dibromomethane	ug/L	50	46.9	94	60-140	
Dichlorodifluoromethane	ug/L	50	36.2	72	60-140	
Diisopropyl ether	ug/L	50	38.0	76	60-140	
Ethanol	ug/L	2000	1970	99	60-140	
Ethylbenzene	ug/L	50	45.2	90	60-140	
Hexachloro-1,3-butadiene	ug/L	50	52.7	105	60-140	
Isopropylbenzene (Cumene)	ug/L	50	45.2	90	60-140	
m&p-Xylene	ug/L	100	91.7	92	60-140	
Methyl-tert-butyl ether	ug/L	50	38.8	78	60-140	
Methylene Chloride	ug/L	50	44.5	89	60-140	
n-Butylbenzene	ug/L	50	42.1	84	60-140	
n-Propylbenzene	ug/L	50	43.2	86	60-140	
Naphthalene	ug/L	50	49.7	99	60-140	
o-Xylene	ug/L	50	46.8	94	60-140	
sec-Butylbenzene	ug/L	50	43.8	88	60-140	
Styrene	ug/L	50	48.2	96	60-140	
tert-Butylbenzene	ug/L	50	38.2	76	60-140	
Tetrachloroethene	ug/L	50	45.5	91	60-140	
Toluene	ug/L	50	47.6	95	60-140	
trans-1,2-Dichloroethene	ug/L	50	37.7	75	60-140	
trans-1,3-Dichloropropene	ug/L	50	43.5	87	60-140	
Trichloroethene	ug/L	50	43.9	88	60-140	
Trichlorofluoromethane	ug/L	50	44.7	89	60-140	
Vinyl chloride	ug/L	50	39.5	79	60-140	
1,2-Dichloroethane-d4 (S)	%			87	70-130	
4-Bromofluorobenzene (S)	%			102	70-130	

Results presented on this page are in the units indicated by the "Units" column except where an alternate unit is presented to the right of the result.

REPORT OF LABORATORY ANALYSIS

This report shall not be reproduced, except in full,
without the written consent of Pace Analytical Services, LLC.

Pace Analytical Services, LLC
9800 Kincey Ave. Suite 100
Huntersville, NC 28078
(704)875-9092

QUALITY CONTROL DATA

Project: 2020-L1-2448
Pace Project No.: 92604793

LABORATORY CONTROL SAMPLE: 3648160

Parameter	Units	Spike Conc.	LCS Result	LCS % Rec	% Rec Limits	Qualifiers
Toluene-d8 (S)	%			98	70-130	

MATRIX SPIKE & MATRIX SPIKE DUPLICATE: 3648161 3648162

Parameter	Units	92604679004 Result	MS Spike Conc.	MSD Spike Conc.	MS Result	MSD Result	MS % Rec	MSD % Rec	% Rec Limits	RPD	Max RPD	Qual
1,1,1,2-Tetrachloroethane	ug/L	ND	20	20	19.5	19.1	97	96	60-140	2	30	
1,1,1-Trichloroethane	ug/L	ND	20	20	17.9	17.8	90	89	60-140	1	30	
1,1,2,2-Tetrachloroethane	ug/L	ND	20	20	17.7	17.4	88	87	60-140	1	30	
1,1,2-Trichloroethane	ug/L	ND	20	20	19.7	19.5	98	97	60-140	1	30	
1,1-Dichloroethane	ug/L	ND	20	20	17.7	18.0	88	90	60-140	2	30	
1,1-Dichloroethene	ug/L	ND	20	20	19.3	19.3	96	97	60-140	0	30	
1,1-Dichloropropene	ug/L	ND	20	20	18.6	18.7	93	94	60-140	1	30	
1,2,3-Trichlorobenzene	ug/L	ND	20	20	24.5	23.5	122	117	60-140	4	30	
1,2,3-Trichloropropane	ug/L	ND	20	20	17.0	17.3	85	86	60-140	2	30	
1,2,4-Trichlorobenzene	ug/L	ND	20	20	21.1	20.8	105	104	60-140	1	30	
1,2,4-Trimethylbenzene	ug/L	ND	20	20	18.8	18.3	94	92	60-140	2	30	
1,2-Dibromo-3-chloropropane	ug/L	ND	20	20	17.5	16.5	87	83	60-140	6	30	
1,2-Dibromoethane (EDB)	ug/L	ND	20	20	19.4	18.8	97	94	60-140	3	30	
1,2-Dichlorobenzene	ug/L	ND	20	20	19.5	19.0	97	95	60-140	2	30	
1,2-Dichloroethane	ug/L	ND	20	20	17.5	18.0	88	90	60-140	3	30	
1,2-Dichloropropane	ug/L	ND	20	20	19.1	18.8	95	94	60-140	1	30	
1,3,5-Trimethylbenzene	ug/L	ND	20	20	19.2	18.8	96	94	60-140	2	30	
1,3-Dichlorobenzene	ug/L	ND	20	20	19.8	18.7	99	94	60-140	6	30	
1,3-Dichloropropane	ug/L	ND	20	20	19.4	19.0	97	95	60-140	2	30	
1,4-Dichlorobenzene	ug/L	ND	20	20	17.8	18.2	89	91	60-140	2	30	
2,2-Dichloropropane	ug/L	ND	20	20	21.2	21.0	106	105	60-140	1	30	
2-Chlorotoluene	ug/L	ND	20	20	18.3	17.9	91	90	60-140	2	30	
4-Chlorotoluene	ug/L	ND	20	20	18.1	17.5	91	88	60-140	3	30	
Benzene	ug/L	ND	20	20	17.9	18.0	89	90	60-140	1	30	
Bromobenzene	ug/L	ND	20	20	18.9	18.4	94	92	60-140	3	30	
Bromochloromethane	ug/L	ND	20	20	18.9	19.0	95	95	60-140	0	30	
Bromodichloromethane	ug/L	ND	20	20	18.6	18.4	93	92	60-140	1	30	
Bromoform	ug/L	ND	20	20	19.5	18.9	98	94	60-140	3	30	
Bromomethane	ug/L	ND	20	20	20.7	20.8	103	104	60-140	1	30	
Carbon tetrachloride	ug/L	ND	20	20	19.2	19.2	96	96	60-140	0	30	
Chlorobenzene	ug/L	ND	20	20	19.9	19.4	99	97	60-140	2	30	
Chloroethane	ug/L	ND	20	20	26.1	25.7	131	129	60-140	2	30	
Chloroform	ug/L	ND	20	20	17.5	18.1	88	91	60-140	4	30	
Chloromethane	ug/L	ND	20	20	20.3	20.0	102	100	60-140	2	30	
cis-1,2-Dichloroethene	ug/L	ND	20	20	17.9	17.9	89	89	60-140	0	30	
cis-1,3-Dichloropropene	ug/L	ND	20	20	19.2	19.2	96	96	60-140	0	30	
Dibromochloromethane	ug/L	ND	20	20	18.5	18.6	93	93	60-140	0	30	
Dibromomethane	ug/L	ND	20	20	20.6	20.4	103	102	60-140	1	30	

Results presented on this page are in the units indicated by the "Units" column except where an alternate unit is presented to the right of the result.

REPORT OF LABORATORY ANALYSIS

This report shall not be reproduced, except in full,
without the written consent of Pace Analytical Services, LLC.

Pace Analytical Services, LLC
9800 Kincey Ave. Suite 100
Huntersville, NC 28078
(704)875-9092

QUALITY CONTROL DATA

Project: 2020-L1-2448
Pace Project No.: 92604793

MATRIX SPIKE & MATRIX SPIKE DUPLICATE: 3648161 3648162

Parameter	Units	92604679004 Result	MS Spike Conc.	MSD Spike Conc.	MS Result	MSD Result	MS % Rec	MSD % Rec	% Rec Limits	RPD	Max RPD	Qual
Dichlorodifluoromethane	ug/L	ND	20	20	19.2	19.1	96	96	60-140	0	30	
Diisopropyl ether	ug/L	ND	20	20	17.2	17.3	86	86	60-140	0	30	
Ethanol	ug/L	ND	800	800	950	913	119	114	60-140	4	30	
Ethylbenzene	ug/L	ND	20	20	20.3	19.7	101	99	60-140	3	30	
Hexachloro-1,3-butadiene	ug/L	ND	20	20	23.1	22.9	116	115	60-140	1	30	
Isopropylbenzene (Cumene)	ug/L	ND	20	20	20.0	19.5	100	97	60-140	3	30	
m&p-Xylene	ug/L	ND	40	40	40.1	39.6	100	99	60-140	1	30	
Methyl-tert-butyl ether	ug/L	ND	20	20	17.6	17.6	88	88	60-140	0	30	
Methylene Chloride	ug/L	ND	20	20	20.2	20.0	101	100	60-140	1	30	
n-Butylbenzene	ug/L	ND	20	20	19.2	18.4	96	92	60-140	4	30	
n-Propylbenzene	ug/L	ND	20	20	19.5	18.7	97	93	60-140	4	30	
Naphthalene	ug/L	ND	20	20	20.2	18.9	101	95	60-140	7	30	
o-Xylene	ug/L	ND	20	20	19.8	19.6	99	98	60-140	1	30	
sec-Butylbenzene	ug/L	ND	20	20	19.8	19.3	99	97	60-140	3	30	
Styrene	ug/L	ND	20	20	19.5	18.7	98	93	60-140	4	30	
tert-Butylbenzene	ug/L	ND	20	20	17.0	16.6	85	83	60-140	2	30	
Tetrachloroethene	ug/L	ND	20	20	20.7	20.6	104	103	60-140	0	30	
Toluene	ug/L	ND	20	20	21.5	21.4	107	107	60-140	0	30	
trans-1,2-Dichloroethene	ug/L	ND	20	20	18.8	18.8	94	94	60-140	0	30	
trans-1,3-Dichloropropene	ug/L	ND	20	20	19.3	18.9	96	94	60-140	2	30	
Trichloroethene	ug/L	ND	20	20	21.1	20.4	106	102	60-140	3	30	
Trichlorofluoromethane	ug/L	ND	20	20	21.2	21.2	106	106	60-140	0	30	
Vinyl chloride	ug/L	ND	20	20	21.2	21.1	106	105	60-140	0	30	
1,2-Dichloroethane-d4 (S)	%						90	90	70-130			
4-Bromofluorobenzene (S)	%						101	101	70-130			
Toluene-d8 (S)	%						98	98	70-130			

Results presented on this page are in the units indicated by the "Units" column except where an alternate unit is presented to the right of the result.

REPORT OF LABORATORY ANALYSIS

This report shall not be reproduced, except in full,
without the written consent of Pace Analytical Services, LLC.

Pace Analytical Services, LLC
9800 Kincey Ave. Suite 100
Huntersville, NC 28078
(704)875-9092

QUALIFIERS

Project: 2020-L1-2448
Pace Project No.: 92604793

DEFINITIONS

DF - Dilution Factor, if reported, represents the factor applied to the reported data due to dilution of the sample aliquot.

ND - Not Detected at or above adjusted reporting limit.

TNTC - Too Numerous To Count

J - Estimated concentration above the adjusted method detection limit and below the adjusted reporting limit.

MDL - Adjusted Method Detection Limit.

PQL - Practical Quantitation Limit.

RL - Reporting Limit - The lowest concentration value that meets project requirements for quantitative data with known precision and bias for a specific analyte in a specific matrix.

S - Surrogate

1,2-Diphenylhydrazine decomposes to and cannot be separated from Azobenzene using Method 8270. The result for each analyte is a combined concentration.

Consistent with EPA guidelines, unrounded data are displayed and have been used to calculate % recovery and RPD values.

LCS(D) - Laboratory Control Sample (Duplicate)

MS(D) - Matrix Spike (Duplicate)

DUP - Sample Duplicate

RPD - Relative Percent Difference

NC - Not Calculable.

SG - Silica Gel - Clean-Up

U - Indicates the compound was analyzed for, but not detected.

Acid preservation may not be appropriate for 2 Chloroethylvinyl ether.

A separate vial preserved to a pH of 4-5 is recommended in SW846 Chapter 4 for the analysis of Acrolein and Acrylonitrile by EPA Method 8260.

N-Nitrosodiphenylamine decomposes and cannot be separated from Diphenylamine using Method 8270. The result reported for each analyte is a combined concentration.

Reported results are not rounded until the final step prior to reporting. Therefore, calculated parameters that are typically reported as "Total" may vary slightly from the sum of the reported component parameters.

Pace Analytical is TNI accredited. Contact your Pace PM for the current list of accredited analytes.

TNI - The NELAC Institute.

ANALYTE QUALIFIERS

N2	The lab does not hold NELAC/TNI accreditation for this parameter but other accreditations/certifications may apply. A complete list of accreditations/certifications is available upon request.

REPORT OF LABORATORY ANALYSIS

This report shall not be reproduced, except in full,
without the written consent of Pace Analytical Services, LLC.

Pace Analytical Services, LLC
9800 Kincey Ave. Suite 100
Huntersville, NC 28078
(704)875-9092

QUALITY CONTROL DATA CROSS REFERENCE TABLE

Project: 2020-L1-2448
Pace Project No.: 92604793

Lab ID	Sample ID	QC Batch Method	QC Batch	Analytical Method	Analytical Batch
92604793001	**DUP-1**	MADEP VPH	699085		
92604793002	**FB-1**	MADEP VPH	699085		
92604793001	**DUP-1**	EPA 3010A	702514	EPA 6020B	702632
92604793002	**FB-1**	EPA 3010A	702514	EPA 6020B	702632
92604793001	**DUP-1**	SM 6200B	698783		
92604793002	**FB-1**	SM 6200B	698783		
92604793003	**TRIP BLANK**	SM 6200B	698783		

This report shall not be reproduced, except in full,
without the written consent of Pace Analytical Services, LLC.

CHAIN-OF-CUSTODY Analytical Request Document

Pace Analytical

Chain-of-Custody is a LEGAL DOCUMENT - Complete all relevent fields

WO# : 92604793

92604793

order Number or

NLY

Company: Apex Companies	Billing Information:
Address:	
Report To: Andrew Street	Email To:
Copy To:	Site Collection Info/Address:
Customer Project Name/Number:	State: NC / County/City: Huntersville Time Zone Collected: [ ] PT [ ] MT [ ] CT [ ] ET
Phone: Email:	Site/Facility ID #: Compliance Monitoring? [ ] Yes [ ] No
Collected By (print): Vanessa Hurley	Purchase Order #: Quote #: DW PWS ID #: DW Location Code:
Collected By (signature):	Turnaround Date Required: ASAP Immediately Packed on Ice: [ ] Yes [ ] No
Sample Disposal: [ ] Dispose as appropriate [ ] Return [ ] Archive: _____ [ ] Hold: _____	Rush: [ ] Same Day [ ] Next Day [ ] 2 Day [ ] 3 Day [ ] 4 Day [ ] 5 Day (Expedite Charges Apply) Field Filtered (if applicable): [ ] Yes [ ] No Analysis: _____

** Preservative Types: (1) nitric acid, (2) sulfuric acid, (3) hydrochloric acid, (4) sodium hydroxide, (5) zinc acetate, (6) methanol, (7) sodium bisulfate, (8) sodium thiosulfate, (9) hexane, (A) ascorbic acid, (B) ammonium sulfate, (C) ammonium hydroxide, (D) TSP, (U) Unpreserved, (O) Other _____

* Matrix Codes (Insert in Matrix box below): Drinking Water (DW), Ground Water (GW), Wastewater (WW), Product (P), Soil/Solid (SL), Oil (OL), Wipe (WP), Air (AR), Tissue (TS), Bioassay (B), Vapor (V), Other (OT)

Customer Sample ID	Matrix *	Comp / Grab	Collected (or Composite Start) Date	Collected (or Composite Start) Time	Composite End Date	Composite End Time	Res Cl	# of Ctns	VOCs 6200B	MADEP VPH	Lead
Dup-1	DW	G	5/17/22	—	—	—	—	8	X	X	X
FB-1	OT	G	5/17/22	—	—	—	—	8	X	X	X
Trip Blank	OT	G	5/17/22	—	—	—	—	2	X		

Lab Profile/Line:

Lab Sample Receipt Checklist:

Custody Seals Present/Intact	Y	N	NA
Custody Signatures Present	Y	N	NA
Collector Signature Present	Y	N	NA
Bottles Intact	Y	N	NA
Correct Bottles	Y	N	NA
Sufficient Volume	Y	N	NA
Samples Received on Ice	Y	N	NA
VOA - Headspace Acceptable	Y	N	NA
USDA Regulated Soils	Y	N	NA
Samples in Holding Time	Y	N	NA
Residual Chlorine Present	Y	N	NA
Cl Strips: _____			
Sample pH Acceptable	Y	N	NA
pH Strips: 2238 PAV			
Sulfide Present	Y	N	NA
Lead Acetate Strips: _____			

LAB USE ONLY:
Lab Sample # / Comments:
92604793
001
002
003

Customer Remarks / Special Conditions / Possible Hazards:

Type of Ice Used: Wet Blue Dry None

Packing Material Used: BB

Radchem sample(s) screened (<500 cpm): Y N NA

SHORT HOLDS PRESENT (<72 hours): Y N N/A

Lab Tracking #: 2518238

Samples received via: FEDEX UPS Client Courier Pace Courier

Lab Sample Temperature Info:
Temp Blank Received: Y N NA
Therm ID#: 92TOGA
Cooler 1 Temp Upon Receipt: 3.5 oC
Cooler 1 Therm Corr. Factor: 0 oC
Cooler 1 Corrected Temp: 3.5 oC
Comments:

Relinquished by/Company: (Signature)	Date/Time:	Received by/Company: (Signature)	Date/Time:
Apex	5/17/22 1147	DP PACE HWL	5/17/22 1147
Relinquished by/Company: (Signature)	Date/Time:	Received by/Company: (Signature)	Date/Time:
Relinquished by/Company: (Signature)	Date/Time:	Received by/Company: (Signature)	Date/Time:

MTJL LAB USE ONLY
Table #:
Acctnum:
Template:
Prelogin:
PM:
PB:

Trip Blank Received: Y
HCL MeOH TS

Non Conforman
YES /

Pace Analytical Services, LLC
9800 Kincey Ave. Suite 100
Huntersville, NC 28078
(704)875-9092

June 08, 2022

Andrew Street
Apex Companies - NC
5900 Northwoods Business Pkwy
Suite 5900-0
Charlotte, NC 28269

RE: Project: 2020-L1-SR-2448
Pace Project No.: 92605966

Dear Andrew Street:

Enclosed are the analytical results for sample(s) received by the laboratory on May 24, 2022. The results relate only to the samples included in this report. Results reported herein conform to the applicable TNI/NELAC Standards and the laboratory's Quality Manual, where applicable, unless otherwise noted in the body of the report.

The test results provided in this final report were generated by each of the following laboratories within the Pace Network:

- Pace Analytical Services - Asheville
- Pace Analytical Services - Charlotte

If you have any questions concerning this report, please feel free to contact me.

Sincerely,

Angela M. Baioni

Angela Baioni
angela.baioni@pacelabs.com
(704)875-9092
Project Manager

Enclosures

cc: J Culbreath, Colonial Pipeline Company
Naomi Fretz, APEX Companies, LLC
Robert Hughes, Colonial Pipeline
Jamie Moran, APEX Companies, LLC
Jeff Morrison, Colonial Pipeline Company
Tom Naumann, APEX Companies - NC
Joe Nicolette, Montrose-EPS
Kaitlyn Nootens, Apex Companies
Christopher Schultz, Apex Companies
Matt Teixeira, Apex Companies, LLC
Michael Verdon, Colonial Pipeline Company
JM Wyatt, Colonial Pipeline Company

REPORT OF LABORATORY ANALYSIS

This report shall not be reproduced, except in full,
without the written consent of Pace Analytical Services, LLC.

Pace Analytical Services, LLC
9800 Kincey Ave. Suite 100
Huntersville, NC 28078
(704)875-9092

CERTIFICATIONS

Project: 2020-L1-SR-2448
Pace Project No.: 92605966

Pace Analytical Services Charlotte

South Carolina Laboratory ID: 99006
9800 Kincey Ave. Ste 100, Huntersville, NC 28078
North Carolina Drinking Water Certification #: 37706
North Carolina Field Services Certification #: 5342
North Carolina Wastewater Certification #: 12
South Carolina Laboratory ID: 99006
South Carolina Certification #: 99006001
South Carolina Drinking Water Cert. #: 99006003
Florida/NELAP Certification #: E87627
Kentucky UST Certification #: 84
Louisiana DoH Drinking Water #: LA029
Virginia/VELAP Certification #: 460221

Pace Analytical Services Asheville

2225 Riverside Drive, Asheville, NC 28804
Florida/NELAP Certification #: E87648
North Carolina Drinking Water Certification #: 37712
North Carolina Wastewater Certification #: 40
South Carolina Laboratory ID: 99030
South Carolina Certification #: 99030001
Virginia/VELAP Certification #: 460222

This report shall not be reproduced, except in full,
without the written consent of Pace Analytical Services, LLC.

Pace Analytical Services, LLC
9800 Kincey Ave. Suite 100
Huntersville, NC 28078
(704)875-9092

SAMPLE SUMMARY

Project: 2020-L1-SR-2448
Pace Project No.: 92605966

Lab ID	Sample ID	Matrix	Date Collected	Date Received
92605966001	**14401_HC_RD**	Water	05/24/22 08:27	05/24/22 10:38

REPORT OF LABORATORY ANALYSIS

This report shall not be reproduced, except in full,
without the written consent of Pace Analytical Services, LLC.

Pace Analytical Services, LLC
9800 Kincey Ave. Suite 100
Huntersville, NC 28078
(704)875-9092

SAMPLE ANALYTE COUNT

Project: 2020-L1-SR-2448
Pace Project No.: 92605966

Lab ID	Sample ID	Method	Analysts	Analytes Reported	Laboratory
92605966001	**14401_HC_RD**	MADEP VPH	LMB	6	PASI-C
		EPA 6020B	CRW	1	PASI-A
		SM 6200B	SAS	64	PASI-C

PASI-A = Pace Analytical Services - Asheville
PASI-C = Pace Analytical Services - Charlotte

This report shall not be reproduced, except in full,
without the written consent of Pace Analytical Services, LLC.

Pace Analytical Services, LLC
9800 Kincey Ave. Suite 100
Huntersville, NC 28078
(704)875-9092

ANALYTICAL RESULTS

Project: 2020-L1-SR-2448
Pace Project No.: 92605966

Sample: 14401_HC_RD **Lab ID: 92605966001** Collected: 05/24/22 08:27 Received: 05/24/22 10:38 Matrix: Water

Parameters	Results	Units	Report Limit	MDL	DF	Prepared	Analyzed	CAS No.	Qual
VPH NC Water	Analytical Method: MADEP VPH Pace Analytical Services - Charlotte								
Total VPH (C5-C12)	ND	ug/L	50.0	50.0	1		05/24/22 17:21		N2
Aliphatic (C05-C08)	ND	ug/L	50.0	50.0	1		05/24/22 17:21		N2
Aliphatic(C09-C12) Adjusted	ND	ug/L	50.0	50.0	1		05/24/22 17:21		N2
Aromatic (C09-C10)	ND	ug/L	50.0	50.0	1		05/24/22 17:21		N2
Surrogates									
4-Bromofluorobenzene (FID) (S)	99	%	70-130		1		05/24/22 17:21	460-00-4	
4-Bromofluorobenzene (PID) (S)	95	%	70-130		1		05/24/22 17:21	460-00-4	
6020 MET ICPMS	Analytical Method: EPA 6020B Preparation Method: EPA 3010A Pace Analytical Services - Asheville								
Lead	**1.6**	ug/L	1.0	0.077	1	06/07/22 00:54	06/07/22 20:44	7439-92-1	
6200B MSV	Analytical Method: SM 6200B Pace Analytical Services - Charlotte								
Benzene	ND	ug/L	0.50	0.34	1		05/24/22 18:34	71-43-2	
Bromobenzene	ND	ug/L	0.50	0.29	1		05/24/22 18:34	108-86-1	
Bromochloromethane	ND	ug/L	0.50	0.47	1		05/24/22 18:34	74-97-5	
Bromodichloromethane	ND	ug/L	0.50	0.31	1		05/24/22 18:34	75-27-4	
Bromoform	ND	ug/L	0.50	0.34	1		05/24/22 18:34	75-25-2	
Bromomethane	ND	ug/L	5.0	1.7	1		05/24/22 18:34	74-83-9	
n-Butylbenzene	ND	ug/L	0.50	0.49	1		05/24/22 18:34	104-51-8	
sec-Butylbenzene	ND	ug/L	0.50	0.40	1		05/24/22 18:34	135-98-8	
tert-Butylbenzene	ND	ug/L	0.50	0.32	1		05/24/22 18:34	98-06-6	
Carbon tetrachloride	ND	ug/L	0.50	0.33	1		05/24/22 18:34	56-23-5	
Chlorobenzene	ND	ug/L	0.50	0.28	1		05/24/22 18:34	108-90-7	
Chloroethane	ND	ug/L	1.0	0.65	1		05/24/22 18:34	75-00-3	
Chloroform	ND	ug/L	0.50	0.43	1		05/24/22 18:34	67-66-3	
Chloromethane	ND	ug/L	1.0	0.54	1		05/24/22 18:34	74-87-3	
2-Chlorotoluene	ND	ug/L	0.50	0.32	1		05/24/22 18:34	95-49-8	
4-Chlorotoluene	ND	ug/L	0.50	0.32	1		05/24/22 18:34	106-43-4	
1,2-Dibromo-3-chloropropane	ND	ug/L	1.0	0.34	1		05/24/22 18:34	96-12-8	
Dibromochloromethane	ND	ug/L	0.50	0.36	1		05/24/22 18:34	124-48-1	
1,2-Dibromoethane (EDB)	ND	ug/L	0.50	0.27	1		05/24/22 18:34	106-93-4	
Dibromomethane	ND	ug/L	0.50	0.39	1		05/24/22 18:34	74-95-3	
1,2-Dichlorobenzene	ND	ug/L	0.50	0.34	1		05/24/22 18:34	95-50-1	
1,3-Dichlorobenzene	ND	ug/L	0.50	0.34	1		05/24/22 18:34	541-73-1	
1,4-Dichlorobenzene	ND	ug/L	0.50	0.33	1		05/24/22 18:34	106-46-7	
Dichlorodifluoromethane	ND	ug/L	0.50	0.35	1		05/24/22 18:34	75-71-8	
1,1-Dichloroethane	ND	ug/L	0.50	0.37	1		05/24/22 18:34	75-34-3	
1,2-Dichloroethane	ND	ug/L	0.50	0.32	1		05/24/22 18:34	107-06-2	
1,1-Dichloroethene	ND	ug/L	0.50	0.35	1		05/24/22 18:34	75-35-4	
cis-1,2-Dichloroethene	ND	ug/L	0.50	0.38	1		05/24/22 18:34	156-59-2	
trans-1,2-Dichloroethene	ND	ug/L	0.50	0.40	1		05/24/22 18:34	156-60-5	
1,2-Dichloropropane	ND	ug/L	0.50	0.36	1		05/24/22 18:34	78-87-5	
1,3-Dichloropropane	ND	ug/L	0.50	0.28	1		05/24/22 18:34	142-28-9	

REPORT OF LABORATORY ANALYSIS

This report shall not be reproduced, except in full,
without the written consent of Pace Analytical Services, LLC.

Pace Analytical Services, LLC
9800 Kincey Ave. Suite 100
Huntersville, NC 28078
(704)875-9092

ANALYTICAL RESULTS

Project: 2020-L1-SR-2448
Pace Project No.: 92605966

Sample: 14401_HC_RD **Lab ID: 92605966001** Collected: 05/24/22 08:27 Received: 05/24/22 10:38 Matrix: Water

Parameters	Results	Units	Report Limit	MDL	DF	Prepared	Analyzed	CAS No.	Qual
6200B MSV	Analytical Method: SM 6200B Pace Analytical Services - Charlotte								
2,2-Dichloropropane	ND	ug/L	0.50	0.39	1		05/24/22 18:34	594-20-7	
1,1-Dichloropropene	ND	ug/L	0.50	0.43	1		05/24/22 18:34	563-58-6	
cis-1,3-Dichloropropene	ND	ug/L	0.50	0.36	1		05/24/22 18:34	10061-01-5	
trans-1,3-Dichloropropene	ND	ug/L	0.50	0.36	1		05/24/22 18:34	10061-02-6	
Diisopropyl ether	ND	ug/L	0.50	0.31	1		05/24/22 18:34	108-20-3	
Ethanol	ND	ug/L	200	72.2	1		05/24/22 18:34	64-17-5	
Ethylbenzene	ND	ug/L	0.50	0.30	1		05/24/22 18:34	100-41-4	
Hexachloro-1,3-butadiene	ND	ug/L	2.0	1.5	1		05/24/22 18:34	87-68-3	
Isopropylbenzene (Cumene)	ND	ug/L	0.50	0.33	1		05/24/22 18:34	98-82-8	
Methylene Chloride	ND	ug/L	2.0	2.0	1		05/24/22 18:34	75-09-2	
Methyl-tert-butyl ether	ND	ug/L	0.50	0.42	1		05/24/22 18:34	1634-04-4	
Naphthalene	ND	ug/L	2.0	0.64	1		05/24/22 18:34	91-20-3	
n-Propylbenzene	ND	ug/L	0.50	0.34	1		05/24/22 18:34	103-65-1	
Styrene	ND	ug/L	0.50	0.29	1		05/24/22 18:34	100-42-5	
1,1,1,2-Tetrachloroethane	ND	ug/L	0.50	0.31	1		05/24/22 18:34	630-20-6	
1,1,2,2-Tetrachloroethane	ND	ug/L	0.50	0.22	1		05/24/22 18:34	79-34-5	
Tetrachloroethene	ND	ug/L	0.50	0.29	1		05/24/22 18:34	127-18-4	
Toluene	ND	ug/L	0.50	0.48	1		05/24/22 18:34	108-88-3	
1,2,3-Trichlorobenzene	ND	ug/L	2.0	0.81	1		05/24/22 18:34	87-61-6	
1,2,4-Trichlorobenzene	ND	ug/L	2.0	0.64	1		05/24/22 18:34	120-82-1	
1,1,1-Trichloroethane	ND	ug/L	0.50	0.33	1		05/24/22 18:34	71-55-6	
1,1,2-Trichloroethane	ND	ug/L	0.50	0.32	1		05/24/22 18:34	79-00-5	
Trichloroethene	ND	ug/L	0.50	0.38	1		05/24/22 18:34	79-01-6	
Trichlorofluoromethane	ND	ug/L	1.0	0.30	1		05/24/22 18:34	75-69-4	
1,2,3-Trichloropropane	ND	ug/L	0.50	0.26	1		05/24/22 18:34	96-18-4	
1,2,4-Trimethylbenzene	ND	ug/L	0.50	0.50	1		05/24/22 18:34	95-63-6	
1,3,5-Trimethylbenzene	ND	ug/L	0.50	0.33	1		05/24/22 18:34	108-67-8	
Vinyl chloride	ND	ug/L	1.0	0.39	1		05/24/22 18:34	75-01-4	
m&p-Xylene	ND	ug/L	1.0	0.71	1		05/24/22 18:34	179601-23-1	
o-Xylene	ND	ug/L	0.50	0.34	1		05/24/22 18:34	95-47-6	
Surrogates									
1,2-Dichloroethane-d4 (S)	105	%	70-130		1		05/24/22 18:34	17060-07-0	
4-Bromofluorobenzene (S)	98	%	70-130		1		05/24/22 18:34	460-00-4	
Toluene-d8 (S)	101	%	70-130		1		05/24/22 18:34	2037-26-5	

REPORT OF LABORATORY ANALYSIS

This report shall not be reproduced, except in full,
without the written consent of Pace Analytical Services, LLC.

Pace Analytical Services, LLC
9800 Kincey Ave. Suite 100
Huntersville, NC 28078
(704)875-9092

QUALITY CONTROL DATA

Project: 2020-L1-SR-2448
Pace Project No.: 92605966

QC Batch: 700214
QC Batch Method: MADEP VPH
Analysis Method: MADEP VPH
Analysis Description: VPH NC Water
Laboratory: Pace Analytical Services - Charlotte
Associated Lab Samples: 92605966001

METHOD BLANK: 3654997 Matrix: Water
Associated Lab Samples: 92605966001

Parameter	Units	Blank Result	Reporting Limit	MDL	Analyzed	Qualifiers
Aliphatic (C05-C08)	ug/L	ND	50.0	50.0	05/24/22 15:26	N2
Aromatic (C09-C10)	ug/L	ND	50.0	50.0	05/24/22 15:26	N2
4-Bromofluorobenzene (FID) (S)	%	97	70-130		05/24/22 15:26	
4-Bromofluorobenzene (PID) (S)	%	93	70-130		05/24/22 15:26	

LABORATORY CONTROL SAMPLE & LCSD: 3654998 3654999

Parameter	Units	Spike Conc.	LCS Result	LCSD Result	LCS % Rec	LCSD % Rec	% Rec Limits	RPD	Max RPD	Qualifiers
Aliphatic (C05-C08)	ug/L	300	319	337	106	112	70-130	6	25	N2
Aromatic (C09-C10)	ug/L	100	107	105	107	105	70-130	2	25	N2
4-Bromofluorobenzene (FID) (S)	%				102	100	70-130			
4-Bromofluorobenzene (PID) (S)	%				99	97	70-130			

Results presented on this page are in the units indicated by the "Units" column except where an alternate unit is presented to the right of the result.

REPORT OF LABORATORY ANALYSIS

This report shall not be reproduced, except in full,
without the written consent of Pace Analytical Services, LLC.

Pace Analytical Services, LLC
9800 Kincey Ave. Suite 100
Huntersville, NC 28078
(704)875-9092

QUALITY CONTROL DATA

Project: 2020-L1-SR-2448
Pace Project No.: 92605966

QC Batch: 702514
QC Batch Method: EPA 3010A
Analysis Method: EPA 6020B
Analysis Description: 6020 MET
Laboratory: Pace Analytical Services - Asheville
Associated Lab Samples: 92605966001

METHOD BLANK: 3666281 Matrix: Water
Associated Lab Samples: 92605966001

Parameter	Units	Blank Result	Reporting Limit	MDL	Analyzed	Qualifiers
Lead	ug/L	ND	1.0	0.077	06/07/22 19:18	

LABORATORY CONTROL SAMPLE: 3666282

Parameter	Units	Spike Conc.	LCS Result	LCS % Rec	% Rec Limits	Qualifiers
Lead	ug/L	50	49.7	99	80-120	

MATRIX SPIKE & MATRIX SPIKE DUPLICATE: 3666283 3666284

Parameter	Units	92603677001 Result	MS Spike Conc.	MSD Spike Conc.	MS Result	MSD Result	MS % Rec	MSD % Rec	% Rec Limits	RPD	Max RPD	Qual
Lead	ug/L	16.4	50	50	65.2	65.5	98	98	75-125	1	20	

Results presented on this page are in the units indicated by the "Units" column except where an alternate unit is presented to the right of the result.

REPORT OF LABORATORY ANALYSIS

This report shall not be reproduced, except in full,
without the written consent of Pace Analytical Services, LLC.

Pace Analytical Services, LLC
9800 Kincey Ave. Suite 100
Huntersville, NC 28078
(704)875-9092

QUALITY CONTROL DATA

Project: 2020-L1-SR-2448
Pace Project No.: 92605966

QC Batch: 700144
QC Batch Method: SM 6200B
Analysis Method: SM 6200B
Analysis Description: 6200B MSV
Laboratory: Pace Analytical Services - Charlotte

Associated Lab Samples: 92605966001

METHOD BLANK: 3654615 Matrix: Water
Associated Lab Samples: 92605966001

Parameter	Units	Blank Result	Reporting Limit	MDL	Analyzed	Qualifiers
1,1,1,2-Tetrachloroethane	ug/L	ND	0.50	0.31	05/24/22 14:37	
1,1,1-Trichloroethane	ug/L	ND	0.50	0.33	05/24/22 14:37	
1,1,2,2-Tetrachloroethane	ug/L	ND	0.50	0.22	05/24/22 14:37	
1,1,2-Trichloroethane	ug/L	ND	0.50	0.32	05/24/22 14:37	
1,1-Dichloroethane	ug/L	ND	0.50	0.37	05/24/22 14:37	
1,1-Dichloroethene	ug/L	ND	0.50	0.35	05/24/22 14:37	
1,1-Dichloropropene	ug/L	ND	0.50	0.43	05/24/22 14:37	
1,2,3-Trichlorobenzene	ug/L	ND	2.0	0.81	05/24/22 14:37	
1,2,3-Trichloropropane	ug/L	ND	0.50	0.26	05/24/22 14:37	
1,2,4-Trichlorobenzene	ug/L	ND	2.0	0.64	05/24/22 14:37	
1,2,4-Trimethylbenzene	ug/L	ND	0.50	0.50	05/24/22 14:37	
1,2-Dibromo-3-chloropropane	ug/L	ND	1.0	0.34	05/24/22 14:37	
1,2-Dibromoethane (EDB)	ug/L	ND	0.50	0.27	05/24/22 14:37	
1,2-Dichlorobenzene	ug/L	ND	0.50	0.34	05/24/22 14:37	
1,2-Dichloroethane	ug/L	ND	0.50	0.32	05/24/22 14:37	
1,2-Dichloropropane	ug/L	ND	0.50	0.36	05/24/22 14:37	
1,3,5-Trimethylbenzene	ug/L	ND	0.50	0.33	05/24/22 14:37	
1,3-Dichlorobenzene	ug/L	ND	0.50	0.34	05/24/22 14:37	
1,3-Dichloropropane	ug/L	ND	0.50	0.28	05/24/22 14:37	
1,4-Dichlorobenzene	ug/L	ND	0.50	0.33	05/24/22 14:37	
2,2-Dichloropropane	ug/L	ND	0.50	0.39	05/24/22 14:37	
2-Chlorotoluene	ug/L	ND	0.50	0.32	05/24/22 14:37	
4-Chlorotoluene	ug/L	ND	0.50	0.32	05/24/22 14:37	
Benzene	ug/L	ND	0.50	0.34	05/24/22 14:37	
Bromobenzene	ug/L	ND	0.50	0.29	05/24/22 14:37	
Bromochloromethane	ug/L	ND	0.50	0.47	05/24/22 14:37	
Bromodichloromethane	ug/L	ND	0.50	0.31	05/24/22 14:37	
Bromoform	ug/L	ND	0.50	0.34	05/24/22 14:37	
Bromomethane	ug/L	ND	5.0	1.7	05/24/22 14:37	
Carbon tetrachloride	ug/L	ND	0.50	0.33	05/24/22 14:37	
Chlorobenzene	ug/L	ND	0.50	0.28	05/24/22 14:37	
Chloroethane	ug/L	ND	1.0	0.65	05/24/22 14:37	
Chloroform	ug/L	ND	0.50	0.43	05/24/22 14:37	
Chloromethane	ug/L	ND	1.0	0.54	05/24/22 14:37	
cis-1,2-Dichloroethene	ug/L	ND	0.50	0.38	05/24/22 14:37	
cis-1,3-Dichloropropene	ug/L	ND	0.50	0.36	05/24/22 14:37	
Dibromochloromethane	ug/L	ND	0.50	0.36	05/24/22 14:37	
Dibromomethane	ug/L	ND	0.50	0.39	05/24/22 14:37	
Dichlorodifluoromethane	ug/L	ND	0.50	0.35	05/24/22 14:37	
Diisopropyl ether	ug/L	ND	0.50	0.31	05/24/22 14:37	

Results presented on this page are in the units indicated by the "Units" column except where an alternate unit is presented to the right of the result.

REPORT OF LABORATORY ANALYSIS

This report shall not be reproduced, except in full,
without the written consent of Pace Analytical Services, LLC.

Pace Analytical Services, LLC
9800 Kincey Ave. Suite 100
Huntersville, NC 28078
(704)875-9092

QUALITY CONTROL DATA

Project: 2020-L1-SR-2448
Pace Project No.: 92605966

METHOD BLANK: 3654615 Matrix: Water
Associated Lab Samples: 92605966001

Parameter	Units	Blank Result	Reporting Limit	MDL	Analyzed	Qualifiers
Ethanol	ug/L	ND	200	72.2	05/24/22 14:37	
Ethylbenzene	ug/L	ND	0.50	0.30	05/24/22 14:37	
Hexachloro-1,3-butadiene	ug/L	ND	2.0	1.5	05/24/22 14:37	
Isopropylbenzene (Cumene)	ug/L	ND	0.50	0.33	05/24/22 14:37	
m&p-Xylene	ug/L	ND	1.0	0.71	05/24/22 14:37	
Methyl-tert-butyl ether	ug/L	ND	0.50	0.42	05/24/22 14:37	
Methylene Chloride	ug/L	ND	2.0	2.0	05/24/22 14:37	
n-Butylbenzene	ug/L	ND	0.50	0.49	05/24/22 14:37	
n-Propylbenzene	ug/L	ND	0.50	0.34	05/24/22 14:37	
Naphthalene	ug/L	ND	2.0	0.64	05/24/22 14:37	
o-Xylene	ug/L	ND	0.50	0.34	05/24/22 14:37	
sec-Butylbenzene	ug/L	ND	0.50	0.40	05/24/22 14:37	
Styrene	ug/L	ND	0.50	0.29	05/24/22 14:37	
tert-Butylbenzene	ug/L	ND	0.50	0.32	05/24/22 14:37	
Tetrachloroethene	ug/L	ND	0.50	0.29	05/24/22 14:37	
Toluene	ug/L	ND	0.50	0.48	05/24/22 14:37	
trans-1,2-Dichloroethene	ug/L	ND	0.50	0.40	05/24/22 14:37	
trans-1,3-Dichloropropene	ug/L	ND	0.50	0.36	05/24/22 14:37	
Trichloroethene	ug/L	ND	0.50	0.38	05/24/22 14:37	
Trichlorofluoromethane	ug/L	ND	1.0	0.30	05/24/22 14:37	
Vinyl chloride	ug/L	ND	1.0	0.39	05/24/22 14:37	
1,2-Dichloroethane-d4 (S)	%	104	70-130		05/24/22 14:37	
4-Bromofluorobenzene (S)	%	100	70-130		05/24/22 14:37	
Toluene-d8 (S)	%	101	70-130		05/24/22 14:37	

LABORATORY CONTROL SAMPLE: 3654616

Parameter	Units	Spike Conc.	LCS Result	LCS % Rec	% Rec Limits	Qualifiers
1,1,1,2-Tetrachloroethane	ug/L	50	51.0	102	60-140	
1,1,1-Trichloroethane	ug/L	50	47.6	95	60-140	
1,1,2,2-Tetrachloroethane	ug/L	50	50.1	100	60-140	
1,1,2-Trichloroethane	ug/L	50	48.2	96	60-140	
1,1-Dichloroethane	ug/L	50	47.3	95	60-140	
1,1-Dichloroethene	ug/L	50	50.2	100	60-140	
1,1-Dichloropropene	ug/L	50	51.2	102	60-140	
1,2,3-Trichlorobenzene	ug/L	50	47.0	94	60-140	
1,2,3-Trichloropropane	ug/L	50	49.6	99	60-140	
1,2,4-Trichlorobenzene	ug/L	50	49.1	98	60-140	
1,2,4-Trimethylbenzene	ug/L	50	47.3	95	60-140	
1,2-Dibromo-3-chloropropane	ug/L	50	52.6	105	60-140	
1,2-Dibromoethane (EDB)	ug/L	50	48.9	98	60-140	
1,2-Dichlorobenzene	ug/L	50	47.2	94	60-140	
1,2-Dichloroethane	ug/L	50	46.9	94	60-140	
1,2-Dichloropropane	ug/L	50	47.8	96	60-140	

Results presented on this page are in the units indicated by the "Units" column except where an alternate unit is presented to the right of the result.

REPORT OF LABORATORY ANALYSIS

This report shall not be reproduced, except in full,
without the written consent of Pace Analytical Services, LLC.

Pace Analytical Services, LLC
9800 Kincey Ave. Suite 100
Huntersville, NC 28078
(704)875-9092

QUALITY CONTROL DATA

Project: 2020-L1-SR-2448
Pace Project No.: 92605966

LABORATORY CONTROL SAMPLE: 3654616

Parameter	Units	Spike Conc.	LCS Result	LCS % Rec	% Rec Limits	Qualifiers
1,3,5-Trimethylbenzene	ug/L	50	48.5	97	60-140	
1,3-Dichlorobenzene	ug/L	50	46.0	92	60-140	
1,3-Dichloropropane	ug/L	50	49.2	98	60-140	
1,4-Dichlorobenzene	ug/L	50	44.4	89	60-140	
2,2-Dichloropropane	ug/L	50	48.9	98	60-140	
2-Chlorotoluene	ug/L	50	46.0	92	60-140	
4-Chlorotoluene	ug/L	50	47.3	95	60-140	
Benzene	ug/L	50	45.9	92	60-140	
Bromobenzene	ug/L	50	47.5	95	60-140	
Bromochloromethane	ug/L	50	49.0	98	60-140	
Bromodichloromethane	ug/L	50	49.0	98	60-140	
Bromoform	ug/L	50	49.9	100	60-140	
Bromomethane	ug/L	50	43.9	88	60-140	
Carbon tetrachloride	ug/L	50	50.1	100	60-140	
Chlorobenzene	ug/L	50	47.1	94	60-140	
Chloroethane	ug/L	50	56.1	112	60-140	
Chloroform	ug/L	50	46.6	93	60-140	
Chloromethane	ug/L	50	49.5	99	60-140	
cis-1,2-Dichloroethene	ug/L	50	48.6	97	60-140	
cis-1,3-Dichloropropene	ug/L	50	49.1	98	60-140	
Dibromochloromethane	ug/L	50	49.5	99	60-140	
Dibromomethane	ug/L	50	49.3	99	60-140	
Dichlorodifluoromethane	ug/L	50	55.0	110	60-140	
Diisopropyl ether	ug/L	50	51.0	102	60-140	
Ethanol	ug/L	2000	1900	95	60-140	
Ethylbenzene	ug/L	50	47.1	94	60-140	
Hexachloro-1,3-butadiene	ug/L	50	49.9	100	60-140	
Isopropylbenzene (Cumene)	ug/L	50	47.1	94	60-140	
m&p-Xylene	ug/L	100	96.5	96	60-140	
Methyl-tert-butyl ether	ug/L	50	48.5	97	60-140	
Methylene Chloride	ug/L	50	49.3	99	60-140	
n-Butylbenzene	ug/L	50	49.5	99	60-140	
n-Propylbenzene	ug/L	50	46.6	93	60-140	
Naphthalene	ug/L	50	51.1	102	60-140	
o-Xylene	ug/L	50	48.3	97	60-140	
sec-Butylbenzene	ug/L	50	47.9	96	60-140	
Styrene	ug/L	50	49.4	99	60-140	
tert-Butylbenzene	ug/L	50	39.7	79	60-140	
Tetrachloroethene	ug/L	50	50.2	100	60-140	
Toluene	ug/L	50	46.0	92	60-140	
trans-1,2-Dichloroethene	ug/L	50	49.2	98	60-140	
trans-1,3-Dichloropropene	ug/L	50	49.7	99	60-140	
Trichloroethene	ug/L	50	49.0	98	60-140	
Trichlorofluoromethane	ug/L	50	51.4	103	60-140	
Vinyl chloride	ug/L	50	50.1	100	60-140	
1,2-Dichloroethane-d4 (S)	%			94	70-130	
4-Bromofluorobenzene (S)	%			102	70-130	

Results presented on this page are in the units indicated by the "Units" column except where an alternate unit is presented to the right of the result.

REPORT OF LABORATORY ANALYSIS

This report shall not be reproduced, except in full,
without the written consent of Pace Analytical Services, LLC.

Pace Analytical Services, LLC
9800 Kincey Ave. Suite 100
Huntersville, NC 28078
(704)875-9092

QUALITY CONTROL DATA

Project: 2020-L1-SR-2448
Pace Project No.: 92605966

LABORATORY CONTROL SAMPLE: 3654616

Parameter	Units	Spike Conc.	LCS Result	LCS % Rec	% Rec Limits	Qualifiers
Toluene-d8 (S)	%			99	70-130	

MATRIX SPIKE & MATRIX SPIKE DUPLICATE: 3654617 3654618

Parameter	Units	92605284001 Result	MS Spike Conc.	MSD Spike Conc.	MS Result	MSD Result	MS % Rec	MSD % Rec	% Rec Limits	RPD	Max RPD	Qual
1,1,1,2-Tetrachloroethane	ug/L	ND	500	500	406	410	81	82	60-140	1	30	
1,1,1-Trichloroethane	ug/L	ND	500	500	470	447	94	89	60-140	5	30	
1,1,2,2-Tetrachloroethane	ug/L	ND	500	500	524	552	105	110	60-140	5	30	
1,1,2-Trichloroethane	ug/L	ND	500	500	550	535	110	107	60-140	3	30	
1,1-Dichloroethane	ug/L	ND	500	500	519	525	104	105	60-140	1	30	
1,1-Dichloroethene	ug/L	ND	500	500	634	640	127	128	60-140	1	30	
1,1-Dichloropropene	ug/L	ND	500	500	563	569	113	114	60-140	1	30	
1,2,3-Trichlorobenzene	ug/L	ND	500	500	391	416	78	83	60-140	6	30	
1,2,3-Trichloropropane	ug/L	ND	500	500	529	583	106	117	60-140	10	30	
1,2,4-Trichlorobenzene	ug/L	ND	500	500	466	475	93	95	60-140	2	30	
1,2,4-Trimethylbenzene	ug/L	3420	500	500	3980	4120	113	140	60-140	3	30	
1,2-Dibromo-3-chloropropane	ug/L	ND	500	500	466	510	93	102	60-140	9	30	
1,2-Dibromoethane (EDB)	ug/L	ND	500	500	514	542	103	108	60-140	5	30	
1,2-Dichlorobenzene	ug/L	ND	500	500	515	521	103	104	60-140	1	30	
1,2-Dichloroethane	ug/L	ND	500	500	527	489	105	98	60-140	7	30	
1,2-Dichloropropane	ug/L	ND	500	500	528	516	106	103	60-140	2	30	
1,3,5-Trimethylbenzene	ug/L	1260	500	500	1800	1850	109	118	60-140	2	30	
1,3-Dichlorobenzene	ug/L	ND	500	500	510	517	102	103	60-140	1	30	
1,3-Dichloropropane	ug/L	ND	500	500	521	539	104	108	60-140	4	30	
1,4-Dichlorobenzene	ug/L	ND	500	500	488	516	98	103	60-140	6	30	
2,2-Dichloropropane	ug/L	ND	500	500	474	486	95	97	60-140	2	30	
2-Chlorotoluene	ug/L	ND	500	500	472	520	94	104	60-140	10	30	
4-Chlorotoluene	ug/L	ND	500	500	532	541	106	108	60-140	2	30	
Benzene	ug/L	64.1	500	500	563	560	100	99	60-140	1	30	
Bromobenzene	ug/L	ND	500	500	532	534	106	107	60-140	0	30	
Bromochloromethane	ug/L	ND	500	500	477	455	95	91	60-140	5	30	
Bromodichloromethane	ug/L	ND	500	500	382	359	76	72	60-140	6	30	
Bromoform	ug/L	ND	500	500	158	163	32	33	60-140	3	30	M1
Bromomethane	ug/L	ND	500	500	325	355	65	71	60-140	9	30	
Carbon tetrachloride	ug/L	ND	500	500	40.8	32.1	8	6	60-140	24	30	M1
Chlorobenzene	ug/L	ND	500	500	531	548	106	110	60-140	3	30	
Chloroethane	ug/L	ND	500	500	656	646	131	129	60-140	2	30	
Chloroform	ug/L	ND	500	500	518	502	104	100	60-140	3	30	
Chloromethane	ug/L	ND	500	500	696	670	139	134	60-140	4	30	
cis-1,2-Dichloroethene	ug/L	ND	500	500	525	520	105	104	60-140	1	30	
cis-1,3-Dichloropropene	ug/L	ND	500	500	483	465	97	93	60-140	4	30	
Dibromochloromethane	ug/L	ND	500	500	274	274	55	55	60-140	0	30	M1
Dibromomethane	ug/L	ND	500	500	541	543	108	109	60-140	0	30	

Results presented on this page are in the units indicated by the "Units" column except where an alternate unit is presented to the right of the result.

REPORT OF LABORATORY ANALYSIS

This report shall not be reproduced, except in full,
without the written consent of Pace Analytical Services, LLC.

Pace Analytical Services, LLC
9800 Kincey Ave. Suite 100
Huntersville, NC 28078
(704)875-9092

QUALITY CONTROL DATA

Project: 2020-L1-SR-2448
Pace Project No.: 92605966

MATRIX SPIKE & MATRIX SPIKE DUPLICATE: 3654617 3654618

Parameter	Units	92605284001 Result	MS Spike Conc.	MSD Spike Conc.	MS Result	MSD Result	MS % Rec	MSD % Rec	% Rec Limits	RPD	Max RPD	Qual
Dichlorodifluoromethane	ug/L	ND	500	500	590	587	118	117	60-140	0	30	
Diisopropyl ether	ug/L	ND	500	500	547	540	107	106	60-140	1	30	
Ethanol	ug/L	ND	20000	20000	20200	20700	101	103	60-140	3	30	
Ethylbenzene	ug/L	162	500	500	676	706	103	109	60-140	4	30	
Hexachloro-1,3-butadiene	ug/L	ND	500	500	476	502	95	100	60-140	5	30	
Isopropylbenzene (Cumene)	ug/L	132	500	500	649	672	103	108	60-140	3	30	
m&p-Xylene	ug/L	388	1000	1000	1420	1460	103	107	60-140	2	30	
Methyl-tert-butyl ether	ug/L	ND	500	500	526	511	105	102	60-140	3	30	
Methylene Chloride	ug/L	ND	500	500	564	547	113	109	60-140	3	30	
n-Butylbenzene	ug/L	ND	500	500	695	721	139	144	60-140	4	30	M1
n-Propylbenzene	ug/L	548	500	500	1110	1140	112	118	60-140	2	30	
Naphthalene	ug/L	122	500	500	574	623	91	100	60-140	8	30	
o-Xylene	ug/L	20.8	500	500	552	564	106	109	60-140	2	30	
sec-Butylbenzene	ug/L	ND	500	500	602	614	120	123	60-140	2	30	
Styrene	ug/L	ND	500	500	525	539	105	108	60-140	3	30	
tert-Butylbenzene	ug/L	ND	500	500	463	472	93	94	60-140	2	30	
Tetrachloroethene	ug/L	ND	500	500	561	597	112	119	60-140	6	30	
Toluene	ug/L	ND	500	500	549	535	110	107	60-140	3	30	
trans-1,2-Dichloroethene	ug/L	ND	500	500	532	529	106	106	60-140	0	30	
trans-1,3-Dichloropropene	ug/L	ND	500	500	458	460	92	92	60-140	0	30	
Trichloroethene	ug/L	ND	500	500	543	541	109	108	60-140	1	30	
Trichlorofluoromethane	ug/L	ND	500	500	441	412	88	82	60-140	7	30	
Vinyl chloride	ug/L	ND	500	500	571	557	114	111	60-140	2	30	
1,2-Dichloroethane-d4 (S)	%						97	91	70-130			
4-Bromofluorobenzene (S)	%						99	99	70-130			
Toluene-d8 (S)	%						101	101	70-130			

Results presented on this page are in the units indicated by the "Units" column except where an alternate unit is presented to the right of the result.

REPORT OF LABORATORY ANALYSIS

This report shall not be reproduced, except in full,
without the written consent of Pace Analytical Services, LLC.

Pace Analytical Services, LLC
9800 Kincey Ave. Suite 100
Huntersville, NC 28078
(704)875-9092

QUALIFIERS

Project: 2020-L1-SR-2448
Pace Project No.: 92605966

DEFINITIONS

DF - Dilution Factor, if reported, represents the factor applied to the reported data due to dilution of the sample aliquot.

ND - Not Detected at or above adjusted reporting limit.

TNTC - Too Numerous To Count

J - Estimated concentration above the adjusted method detection limit and below the adjusted reporting limit.

MDL - Adjusted Method Detection Limit.

PQL - Practical Quantitation Limit.

RL - Reporting Limit - The lowest concentration value that meets project requirements for quantitative data with known precision and bias for a specific analyte in a specific matrix.

S - Surrogate

1,2-Diphenylhydrazine decomposes to and cannot be separated from Azobenzene using Method 8270. The result for each analyte is a combined concentration.

Consistent with EPA guidelines, unrounded data are displayed and have been used to calculate % recovery and RPD values.

LCS(D) - Laboratory Control Sample (Duplicate)

MS(D) - Matrix Spike (Duplicate)

DUP - Sample Duplicate

RPD - Relative Percent Difference

NC - Not Calculable.

SG - Silica Gel - Clean-Up

U - Indicates the compound was analyzed for, but not detected.

Acid preservation may not be appropriate for 2 Chloroethylvinyl ether.

A separate vial preserved to a pH of 4-5 is recommended in SW846 Chapter 4 for the analysis of Acrolein and Acrylonitrile by EPA Method 8260.

N-Nitrosodiphenylamine decomposes and cannot be separated from Diphenylamine using Method 8270. The result reported for each analyte is a combined concentration.

Reported results are not rounded until the final step prior to reporting. Therefore, calculated parameters that are typically reported as "Total" may vary slightly from the sum of the reported component parameters.

Pace Analytical is TNI accredited. Contact your Pace PM for the current list of accredited analytes.

TNI - The NELAC Institute.

ANALYTE QUALIFIERS

M1	Matrix spike recovery exceeded QC limits. Batch accepted based on laboratory control sample (LCS) recovery.
N2	The lab does not hold NELAC/TNI accreditation for this parameter but other accreditations/certifications may apply. A complete list of accreditations/certifications is available upon request.

This report shall not be reproduced, except in full,
without the written consent of Pace Analytical Services, LLC.

Pace Analytical Services, LLC
9800 Kincey Ave. Suite 100
Huntersville, NC 28078
(704)875-9092

QUALITY CONTROL DATA CROSS REFERENCE TABLE

Project: 2020-L1-SR-2448
Pace Project No.: 92605966

Lab ID	Sample ID	QC Batch Method	QC Batch	Analytical Method	Analytical Batch
92605966001	**14401_HC_RD**	MADEP VPH	700214		
92605966001	**14401_HC_RD**	EPA 3010A	702514	EPA 6020B	702632
92605966001	**14401_HC_RD**	SM 6200B	700144		

This report shall not be reproduced, except in full,
without the written consent of Pace Analytical Services, LLC.

Pace Analytical

CHAIN-OF-CUSTODY Analytical Request Document

Chain-of-Custody is a LEGAL DOCUMENT - Complete all relevent fields

LAB USE ONLY: WO# : 92605966

92605966

Company: Apex Companies

Address: 5900 Northwoods Bus. PKWY Ste. O

Report To: Andrew Street

Copy To: Tom Naumann

Billing Information:

Email To: Andrew.Street@apexcos.com Tom.Naumann@apexcos.com

Site Collection Info/Address:

Customer Project Name/Number: 2020-L1-SR-2448

State: NC County/City: Huntersville Time Zone Collected: [ ] PT [ ] MT [ ] CT [ ] ET

Phone:
Email:

Site/Facility ID #: CPC Huntersville

Compliance Monitoring? [ ] Yes [ ] No

Collected By (print): Matt T.

Purchase Order #:
Quote #:

DW PWS ID #:
DW Location Code:

Collected By (signature): [signature]

Turnaround Date Required: ASAP

Immediately Packed on Ice: [✓] Yes [ ] No

Sample Disposal: [✓] Dispose as appropriate [ ] Return [ ] Archive: [ ] Hold:

Rush: [ ] Same Day [ ] Next Day [ ] 2 Day [ ] 3 Day [ ] 4 Day [ ] 5 Day (Expedite Charges Apply)

Field Filtered (if applicable): [ ] Yes [ ] No

Analysis:

Container Preservative Type: 3 3 1

** Preservative Types: (1) nitric acid, (2) sulfuric acid, (3) hydrochloric acid, (4) sodium hydroxide, (5) zinc acetate, (6) methanol, (7) sodium bisulfate, (8) sodium thiosulfate, (9) hexane, (A) ascorbic acid, (B) ammonium sulfate, (C) ammonium hydroxide, (D) TSP, (U) Unpreserved, (O) Other

Analyses

Lab Profile/Line:

Lab Sample Receipt Checklist:

Custody Seals Present/Intact	Y N NA
Custody Signatures Present	Y N NA
Collector Signature Present	Y N NA
Bottles Intact	Y N NA
Correct Bottles	Y N NA
Sufficient Volume	Y N NA
Samples Received on Ice	Y N NA
VOA - Headspace Acceptable	Y N NA
USDA Regulated Soils	Y N NA
Samples in Holding Time	Y N NA
Residual Chlorine Present	Y N NA
Cl Strips:	
Sample pH Acceptable	Y N NA
pH Strips: 223819AV	
Sulfide Present	Y N NA
Lead Acetate Strips:	

LAB USE ONLY:
Lab Sample # / Comments:

92605966

* Matrix Codes (Insert in Matrix box below): Drinking Water (DW), Ground Water (GW), Wastewater (WW), Product (P), Soil/Solid (SL), Oil (OL), Wipe (WP), Air (AR), Tissue (TS), Bioassay (B), Vapor (V), Other (OT)

Customer Sample ID	Matrix *	Comp / Grab	Collected (or Composite Start) Date	Time	Composite End Date	Time	Res Cl	# of Ctns	6200B VOC	MADEP VPH	Lead								Lab Sample # / Comments
14401-HC-RD	DW	G	5-24-22	0827				8	X	X	X								001

Customer Remarks / Special Conditions / Possible Hazards:

Type of Ice Used: Wet Blue Dry None

Packing Material Used: BUBBLE BAG

Radchem sample(s) screened (<500 cpm): Y N NA

SHORT HOLDS PRESENT (<72 hours): Y N N/A

Lab Tracking #: 2518049

Samples received via: FEDEX UPS Client Courier Pace Courier

Lab Sample Temperature Info:
Temp Blank Received: Y N NA
Therm ID#: 92T064
Cooler 1 Temp Upon Receipt: 4.3 oC
Cooler 1 Therm Corr. Factor: 0 oC
Cooler 1 Corrected Temp: 4.3 oC
Comments:

Relinquished by/Company: (Signature)	Date/Time:	Received by/Company: (Signature)	Date/Time:
[signature] / Apex	5-24-22 / 1038	KB / PACE HVL	5/24/22 1038
Relinquished by/Company: (Signature)	Date/Time:	Received by/Company: (Signature)	Date/Time:
Relinquished by/Company: (Signature)	Date/Time:	Received by/Company: (Signature)	Date/Time:

MTJL LAB USE ONLY
Table #:
Acctnum:
Template:
Prelogin:
PM:
PB:

Trip Blank Received: Y N NA
HCL MeOH TSP Other

Non Conformance(s): YES / NO

Page: 1 of: 1

Pace Analytical®

CHAIN-OF-CUSTODY Analytical Request Document

Chain-of-Custody is a LEGAL DOCUMENT - Complete all relevent fields

LAB USE ONLY- Affix Workorder/Login Label Here or List Pace Workorder Number or MTJL Log-in Number Here

ALL SHADED AREAS are for LAB USE ONLY

Company: Apex Companies	Billing Information:
Address: 5400 Northwoods Bus. Pkwy Ste. 0	
Report To: Andrew Street	Email To: Andrew.Street@apexcos.com
Copy To: Tom Naumann	Tom.naumann@apexcos.com Site Collection Info/Address:
Customer Project Name/Number: 2020-LI-SR-2448	State: NC / County/City: Huntersville Time Zone Collected: [ ] PT [ ] MT [ ] CT [ ] ET
Phone: Email:	Site/Facility ID #: CPC Huntersville Compliance Monitoring? [ ] Yes [ ] No
Collected By (print): Mike T.	Purchase Order #: Quote #: DW PWS ID #: DW Location Code:
Collected By (signature):	Turnaround Date Required: ASAP Immediately Packed on Ice: [Y] Yes [ ] No
Sample Disposal: [ ] Dispose as appropriate [ ] Return [ ] Archive: _____ [ ] Hold: _____	Rush: [ ] Same Day [ ] Next Day [ ] 2 Day [ ] 3 Day [ ] 4 Day [ ] 5 Day (Expedite Charges Apply) Field Filtered (if applicable): [ ] Yes [ ] No Analysis: _____

Container Preservative Type **: 3 3

Lab Project Manager:

** Preservative Types: (1) nitric acid, (2) sulfuric acid, (3) hydrochloric acid, (4) sodium hydroxide, (5) zinc acetate, (6) methanol, (7) sodium bisulfate, (8) sodium thiosulfate, (9) hexane, (A) ascorbic acid, (B) ammonium sulfate, (C) ammonium hydroxide, (D) TSP, (U) Unpreserved, (O) Other _____

* Matrix Codes (Insert in Matrix box below): Drinking Water (DW), Ground Water (GW), Wastewater (WW), Product (P), Soil/Solid (SL), Oil (OL), Wipe (WP), Air (AR), Tissue (TS), Bioassay (B), Vapor (V), Other (OT)

Customer Sample ID	Matrix *	Comp / Grab	Collected (or Composite Start) Date	Collected (or Composite Start) Time	Composite End Date	Composite End Time	Res Cl	# of Ctns	Analyses: 5200B VOC MADEP VPH Lead	Lab Profile/Line
14401-HC_RD	DW	G	5-24-22	0827				8	X X X	001

Lab Sample Receipt Checklist:

Custody Seals Present/Intact	Y N NA
Custody Signatures Present	Y N NA
Collector Signature Present	Y N NA
Bottles Intact	Y N NA
Correct Bottles	Y N NA
Sufficient Volume	Y N NA
Samples Received on Ice	Y N NA
VOA - Headspace Acceptable	Y N NA
USDA Regulated Soils	Y N NA
Samples in Holding Time	Y N NA
Residual Chlorine Present	Y N NA
Cl Strips:	
Sample pH Acceptable	Y N NA
pH Strips: 228819AR	
Sulfide Present	Y N NA
Lead Acetate Strips:	

LAB USE ONLY:
Lab Sample # / Comments:
92605966

Customer Remarks / Special Conditions / Possible Hazards:

Type of Ice Used: Wet Blue Dry None

Packing Material Used: BUBBLE BAG

Radchem sample(s) screened (<500 cpm): Y N NA

SHORT HOLDS PRESENT (<72 hours): Y N N/A

Lab Tracking #: 2518049

Samples received via: FEDEX UPS Client Courier Pace Courier

Lab Sample Temperature Info:
Temp Blank Received: Y N NA
Therm ID#: IR0004
Cooler 1 Temp Upon Receipt: 4.3 oC
Cooler 1 Therm Corr. Factor: 0 oC
Cooler 1 Corrected Temp: 4.3 oC
Comments:

Relinquished by/Company: (Signature)	Date/Time:	Received by/Company: (Signature)	Date/Time:
Apex	5.24.22 / 1038	KB PACE HVL	5/24/22 1038
Relinquished by/Company: (Signature)	Date/Time:	Received by/Company: (Signature)	Date/Time:
Relinquished by/Company: (Signature)	Date/Time:	Received by/Company: (Signature)	Date/Time:

MTJL LAB USE ONLY
Table #:
Acctnum:
Template:
Prelogin:
PM:
PB:

Trip Blank Received: Y N NA
HCL MeOH TSP Other

Non Conformance(s): YES / NO

Page: 1 of: 1

Pace

Effective Date: 05/12/202205/12/2022

*Check mark top half of box if pH and/or dechlorination is verified and within the acceptance range for preservation samples.

Exceptions: VOA, Coliform, TOC, Oil and Grease, DRO/8015 (water) DOC, LLHg

**Bottom half of box is to list number of bottles

***Check all unpreserved Nitrates for chlorine

Project: WO#: 92605966

PM: AMB Due Date: 06/01/22

CLIENT: 92-APEX MOOR

Item#	BP4U-125 mL Plastic Unpreserved (N/A) (Cl-)	BP3U-250 mL Plastic Unpreserved (N/A)	BP2U-500 mL Plastic Unpreserved (N/A)	BP1U-1 liter Plastic Unpreserved (N/A)	BP4S-125 mL Plastic H2SO4 (pH < 2) (Cl-)	BP3N-250 mL plastic HNO3 (pH < 2)	BP4Z-125 mL Plastic ZN Acetate & NaOH (>9)	BP4B-125 mL Plastic NaOH (pH > 12) (Cl-)	WGFU-Wide-mouthed Glass jar Unpreserved	AG1U-1 liter Amber Unpreserved (N/A) (Cl-)	AG1H-1 liter Amber HCl (pH < 2)	AG3U-250 mL Amber Unpreserved (N/A) (Cl-)	AG1S-1 liter Amber H2SO4 (pH < 2)	AG3S-250 mL Amber H2SO4 (pH < 2)	DG9A-250 mL Amber NH4Cl (N/A)(Cl-)	DG9H-40 mL VOA HCl (N/A)	VG9T-40 mL VOA Na2S2O3 (N/A)	VG9U-40 mL VOA Unpreserved (N/A)	DG9V-40 mL VOA H3PO4 (N/A)	DG9S-40 mL VOA H2SO4 (N/A)	V/GK (3 vials per kit)-VPH/Gas kit (N/A)	SP5T-125 mL Sterile Plastic (N/A – lab)	SP2T-250 mL Sterile Plastic (N/A – lab)		BP3R-250 mL Plastic (NH2)2SO4 (9.3-9.7)	AG0U-100 mL Amber Unpreserved (N/A) (Cl-)	VSGU-20 mL Scintillation vials (N/A)	DG9U-40 mL Amber Unpreserved vials (N/A)
1						1 ✓										1													
2																													
3																													
4																													
5																													
6																													
7																													
8																													
9																													
10																													
11																													
12																													

pH Adjustment Log for Preserved Samples

Sample ID	Type of Preservative	pH upon receipt	Date preservation adjusted	Time preservation adjusted	Amount of Preservative added	Lot #

Note: Whenever there is a discrepancy affecting North Carolina compliance samples, a copy of this form will be sent to the North Carolina DENR Certification Office (i.e. Out of hold, incorrect preservative, out of temp, incorrect containers.

Pace Analytical Services, LLC
9800 Kincey Ave. Suite 100
Huntersville, NC 28078
(704)875-9092

June 08, 2022

Andrew Street
Apex Companies - NC
5900 Northwoods Business Pkwy
Suite 5900-0
Charlotte, NC 28269

RE: Project: 2020-L1-SR-2448
Pace Project No.: 92605970

Dear Andrew Street:

Enclosed are the analytical results for sample(s) received by the laboratory on May 24, 2022. The results relate only to the samples included in this report. Results reported herein conform to the applicable TNI/NELAC Standards and the laboratory's Quality Manual, where applicable, unless otherwise noted in the body of the report.

The test results provided in this final report were generated by each of the following laboratories within the Pace Network:

- Pace Analytical Services - Asheville
- Pace Analytical Services - Charlotte

If you have any questions concerning this report, please feel free to contact me.

Sincerely,

Angela M. Baioni

Angela Baioni
angela.baioni@pacelabs.com
(704)875-9092
Project Manager

Enclosures

cc: J Culbreath, Colonial Pipeline Company
Naomi Fretz, APEX Companies, LLC
Robert Hughes, Colonial Pipeline
Jamie Moran, APEX Companies, LLC
Jeff Morrison, Colonial Pipeline Company
Tom Naumann, APEX Companies - NC
Joe Nicolette, Montrose-EPS
Kaitlyn Nootens, Apex Companies
Christopher Schultz, Apex Companies
Matt Teixeira, Apex Companies, LLC
Michael Verdon, Colonial Pipeline Company
JM Wyatt, Colonial Pipeline Company

REPORT OF LABORATORY ANALYSIS

This report shall not be reproduced, except in full,
without the written consent of Pace Analytical Services, LLC.

Pace Analytical Services, LLC
9800 Kincey Ave. Suite 100
Huntersville, NC 28078
(704)875-9092

CERTIFICATIONS

Project: 2020-L1-SR-2448
Pace Project No.: 92605970

Pace Analytical Services Charlotte

South Carolina Laboratory ID: 99006
9800 Kincey Ave. Ste 100, Huntersville, NC 28078
North Carolina Drinking Water Certification #: 37706
North Carolina Field Services Certification #: 5342
North Carolina Wastewater Certification #: 12
South Carolina Laboratory ID: 99006
South Carolina Certification #: 99006001
South Carolina Drinking Water Cert. #: 99006003
Florida/NELAP Certification #: E87627
Kentucky UST Certification #: 84
Louisiana DoH Drinking Water #: LA029
Virginia/VELAP Certification #: 460221

Pace Analytical Services Asheville

2225 Riverside Drive, Asheville, NC 28804
Florida/NELAP Certification #: E87648
North Carolina Drinking Water Certification #: 37712
North Carolina Wastewater Certification #: 40
South Carolina Laboratory ID: 99030
South Carolina Certification #: 99030001
Virginia/VELAP Certification #: 460222

This report shall not be reproduced, except in full,
without the written consent of Pace Analytical Services, LLC.

Pace Analytical Services, LLC
9800 Kincey Ave. Suite 100
Huntersville, NC 28078
(704)875-9092

SAMPLE SUMMARY

Project: 2020-L1-SR-2448
Pace Project No.: 92605970

Lab ID	Sample ID	Matrix	Date Collected	Date Received
92605970001	**13800_HC_RD**	Water	05/24/22 08:00	05/24/22 10:38

REPORT OF LABORATORY ANALYSIS

This report shall not be reproduced, except in full,
without the written consent of Pace Analytical Services, LLC.

Pace Analytical Services, LLC
9800 Kincey Ave. Suite 100
Huntersville, NC 28078
(704)875-9092

SAMPLE ANALYTE COUNT

Project: 2020-L1-SR-2448
Pace Project No.: 92605970

Lab ID	Sample ID	Method	Analysts	Analytes Reported	Laboratory
92605970001	**13800_HC_RD**	MADEP VPH	LMB	6	PASI-C
		EPA 6020B	CRW	1	PASI-A
		SM 6200B	SAS	64	PASI-C

PASI-A = Pace Analytical Services - Asheville
PASI-C = Pace Analytical Services - Charlotte

This report shall not be reproduced, except in full,
without the written consent of Pace Analytical Services, LLC.

Pace Analytical Services, LLC
9800 Kincey Ave. Suite 100
Huntersville, NC 28078
(704)875-9092

ANALYTICAL RESULTS

Project: 2020-L1-SR-2448
Pace Project No.: 92605970

Sample: 13800_HC_RD **Lab ID: 92605970001** Collected: 05/24/22 08:00 Received: 05/24/22 10:38 Matrix: Water

Parameters	Results	Units	Report Limit	MDL	DF	Prepared	Analyzed	CAS No.	Qual
VPH NC Water	Analytical Method: MADEP VPH Pace Analytical Services - Charlotte								
Total VPH (C5-C12)	ND	ug/L	50.0	50.0	1		05/24/22 17:50		N2
Aliphatic (C05-C08)	ND	ug/L	50.0	50.0	1		05/24/22 17:50		N2
Aliphatic(C09-C12) Adjusted	ND	ug/L	50.0	50.0	1		05/24/22 17:50		N2
Aromatic (C09-C10)	ND	ug/L	50.0	50.0	1		05/24/22 17:50		N2
Surrogates									
4-Bromofluorobenzene (FID) (S)	103	%	70-130		1		05/24/22 17:50	460-00-4	
4-Bromofluorobenzene (PID) (S)	99	%	70-130		1		05/24/22 17:50	460-00-4	
6020 MET ICPMS	Analytical Method: EPA 6020B Preparation Method: EPA 3010A Pace Analytical Services - Asheville								
Lead	**15.0**	ug/L	1.0	0.077	1	06/07/22 00:54	06/07/22 20:55	7439-92-1	
6200B MSV	Analytical Method: SM 6200B Pace Analytical Services - Charlotte								
Benzene	ND	ug/L	0.50	0.34	1		05/24/22 18:52	71-43-2	
Bromobenzene	ND	ug/L	0.50	0.29	1		05/24/22 18:52	108-86-1	
Bromochloromethane	ND	ug/L	0.50	0.47	1		05/24/22 18:52	74-97-5	
Bromodichloromethane	ND	ug/L	0.50	0.31	1		05/24/22 18:52	75-27-4	
Bromoform	ND	ug/L	0.50	0.34	1		05/24/22 18:52	75-25-2	
Bromomethane	ND	ug/L	5.0	1.7	1		05/24/22 18:52	74-83-9	
n-Butylbenzene	ND	ug/L	0.50	0.49	1		05/24/22 18:52	104-51-8	
sec-Butylbenzene	ND	ug/L	0.50	0.40	1		05/24/22 18:52	135-98-8	
tert-Butylbenzene	ND	ug/L	0.50	0.32	1		05/24/22 18:52	98-06-6	
Carbon tetrachloride	ND	ug/L	0.50	0.33	1		05/24/22 18:52	56-23-5	
Chlorobenzene	ND	ug/L	0.50	0.28	1		05/24/22 18:52	108-90-7	
Chloroethane	ND	ug/L	1.0	0.65	1		05/24/22 18:52	75-00-3	
Chloroform	ND	ug/L	0.50	0.43	1		05/24/22 18:52	67-66-3	
Chloromethane	ND	ug/L	1.0	0.54	1		05/24/22 18:52	74-87-3	
2-Chlorotoluene	ND	ug/L	0.50	0.32	1		05/24/22 18:52	95-49-8	
4-Chlorotoluene	ND	ug/L	0.50	0.32	1		05/24/22 18:52	106-43-4	
1,2-Dibromo-3-chloropropane	ND	ug/L	1.0	0.34	1		05/24/22 18:52	96-12-8	
Dibromochloromethane	ND	ug/L	0.50	0.36	1		05/24/22 18:52	124-48-1	
1,2-Dibromoethane (EDB)	ND	ug/L	0.50	0.27	1		05/24/22 18:52	106-93-4	
Dibromomethane	ND	ug/L	0.50	0.39	1		05/24/22 18:52	74-95-3	
1,2-Dichlorobenzene	ND	ug/L	0.50	0.34	1		05/24/22 18:52	95-50-1	
1,3-Dichlorobenzene	ND	ug/L	0.50	0.34	1		05/24/22 18:52	541-73-1	
1,4-Dichlorobenzene	ND	ug/L	0.50	0.33	1		05/24/22 18:52	106-46-7	
Dichlorodifluoromethane	ND	ug/L	0.50	0.35	1		05/24/22 18:52	75-71-8	
1,1-Dichloroethane	ND	ug/L	0.50	0.37	1		05/24/22 18:52	75-34-3	
1,2-Dichloroethane	ND	ug/L	0.50	0.32	1		05/24/22 18:52	107-06-2	
1,1-Dichloroethene	ND	ug/L	0.50	0.35	1		05/24/22 18:52	75-35-4	
cis-1,2-Dichloroethene	ND	ug/L	0.50	0.38	1		05/24/22 18:52	156-59-2	
trans-1,2-Dichloroethene	ND	ug/L	0.50	0.40	1		05/24/22 18:52	156-60-5	
1,2-Dichloropropane	ND	ug/L	0.50	0.36	1		05/24/22 18:52	78-87-5	
1,3-Dichloropropane	ND	ug/L	0.50	0.28	1		05/24/22 18:52	142-28-9	

REPORT OF LABORATORY ANALYSIS

This report shall not be reproduced, except in full,
without the written consent of Pace Analytical Services, LLC.

Pace Analytical Services, LLC
9800 Kincey Ave. Suite 100
Huntersville, NC 28078
(704)875-9092

ANALYTICAL RESULTS

Project: 2020-L1-SR-2448
Pace Project No.: 92605970

Sample: 13800_HC_RD **Lab ID: 92605970001** Collected: 05/24/22 08:00 Received: 05/24/22 10:38 Matrix: Water

Parameters	Results	Units	Report Limit	MDL	DF	Prepared	Analyzed	CAS No.	Qual
6200B MSV	Analytical Method: SM 6200B Pace Analytical Services - Charlotte								
2,2-Dichloropropane	ND	ug/L	0.50	0.39	1		05/24/22 18:52	594-20-7	
1,1-Dichloropropene	ND	ug/L	0.50	0.43	1		05/24/22 18:52	563-58-6	
cis-1,3-Dichloropropene	ND	ug/L	0.50	0.36	1		05/24/22 18:52	10061-01-5	
trans-1,3-Dichloropropene	ND	ug/L	0.50	0.36	1		05/24/22 18:52	10061-02-6	
Diisopropyl ether	ND	ug/L	0.50	0.31	1		05/24/22 18:52	108-20-3	
Ethanol	ND	ug/L	200	72.2	1		05/24/22 18:52	64-17-5	
Ethylbenzene	ND	ug/L	0.50	0.30	1		05/24/22 18:52	100-41-4	
Hexachloro-1,3-butadiene	ND	ug/L	2.0	1.5	1		05/24/22 18:52	87-68-3	
Isopropylbenzene (Cumene)	ND	ug/L	0.50	0.33	1		05/24/22 18:52	98-82-8	
Methylene Chloride	ND	ug/L	2.0	2.0	1		05/24/22 18:52	75-09-2	
Methyl-tert-butyl ether	ND	ug/L	0.50	0.42	1		05/24/22 18:52	1634-04-4	
Naphthalene	ND	ug/L	2.0	0.64	1		05/24/22 18:52	91-20-3	
n-Propylbenzene	ND	ug/L	0.50	0.34	1		05/24/22 18:52	103-65-1	
Styrene	ND	ug/L	0.50	0.29	1		05/24/22 18:52	100-42-5	
1,1,1,2-Tetrachloroethane	ND	ug/L	0.50	0.31	1		05/24/22 18:52	630-20-6	
1,1,2,2-Tetrachloroethane	ND	ug/L	0.50	0.22	1		05/24/22 18:52	79-34-5	
Tetrachloroethene	ND	ug/L	0.50	0.29	1		05/24/22 18:52	127-18-4	
Toluene	ND	ug/L	0.50	0.48	1		05/24/22 18:52	108-88-3	
1,2,3-Trichlorobenzene	ND	ug/L	2.0	0.81	1		05/24/22 18:52	87-61-6	
1,2,4-Trichlorobenzene	ND	ug/L	2.0	0.64	1		05/24/22 18:52	120-82-1	
1,1,1-Trichloroethane	ND	ug/L	0.50	0.33	1		05/24/22 18:52	71-55-6	
1,1,2-Trichloroethane	ND	ug/L	0.50	0.32	1		05/24/22 18:52	79-00-5	
Trichloroethene	ND	ug/L	0.50	0.38	1		05/24/22 18:52	79-01-6	
Trichlorofluoromethane	ND	ug/L	1.0	0.30	1		05/24/22 18:52	75-69-4	
1,2,3-Trichloropropane	ND	ug/L	0.50	0.26	1		05/24/22 18:52	96-18-4	
1,2,4-Trimethylbenzene	ND	ug/L	0.50	0.50	1		05/24/22 18:52	95-63-6	
1,3,5-Trimethylbenzene	ND	ug/L	0.50	0.33	1		05/24/22 18:52	108-67-8	
Vinyl chloride	ND	ug/L	1.0	0.39	1		05/24/22 18:52	75-01-4	
m&p-Xylene	ND	ug/L	1.0	0.71	1		05/24/22 18:52	179601-23-1	
o-Xylene	ND	ug/L	0.50	0.34	1		05/24/22 18:52	95-47-6	
Surrogates									
1,2-Dichloroethane-d4 (S)	106	%	70-130		1		05/24/22 18:52	17060-07-0	
4-Bromofluorobenzene (S)	99	%	70-130		1		05/24/22 18:52	460-00-4	
Toluene-d8 (S)	100	%	70-130		1		05/24/22 18:52	2037-26-5	

REPORT OF LABORATORY ANALYSIS

This report shall not be reproduced, except in full,
without the written consent of Pace Analytical Services, LLC.

Pace Analytical Services, LLC
9800 Kincey Ave. Suite 100
Huntersville, NC 28078
(704)875-9092

QUALITY CONTROL DATA

Project: 2020-L1-SR-2448
Pace Project No.: 92605970

QC Batch: 700214
QC Batch Method: MADEP VPH
Analysis Method: MADEP VPH
Analysis Description: VPH NC Water
Laboratory: Pace Analytical Services - Charlotte
Associated Lab Samples: 92605970001

METHOD BLANK: 3654997 Matrix: Water
Associated Lab Samples: 92605970001

Parameter	Units	Blank Result	Reporting Limit	MDL	Analyzed	Qualifiers
Aliphatic (C05-C08)	ug/L	ND	50.0	50.0	05/24/22 15:26	N2
Aromatic (C09-C10)	ug/L	ND	50.0	50.0	05/24/22 15:26	N2
4-Bromofluorobenzene (FID) (S)	%	97	70-130		05/24/22 15:26	
4-Bromofluorobenzene (PID) (S)	%	93	70-130		05/24/22 15:26	

LABORATORY CONTROL SAMPLE & LCSD: 3654998 3654999

Parameter	Units	Spike Conc.	LCS Result	LCSD Result	LCS % Rec	LCSD % Rec	% Rec Limits	RPD	Max RPD	Qualifiers
Aliphatic (C05-C08)	ug/L	300	319	337	106	112	70-130	6	25	N2
Aromatic (C09-C10)	ug/L	100	107	105	107	105	70-130	2	25	N2
4-Bromofluorobenzene (FID) (S)	%				102	100	70-130			
4-Bromofluorobenzene (PID) (S)	%				99	97	70-130			

Results presented on this page are in the units indicated by the "Units" column except where an alternate unit is presented to the right of the result.

REPORT OF LABORATORY ANALYSIS

This report shall not be reproduced, except in full,
without the written consent of Pace Analytical Services, LLC.

Pace Analytical Services, LLC
9800 Kincey Ave. Suite 100
Huntersville, NC 28078
(704)875-9092

QUALITY CONTROL DATA

Project: 2020-L1-SR-2448
Pace Project No.: 92605970

QC Batch: 702514
QC Batch Method: EPA 3010A
Analysis Method: EPA 6020B
Analysis Description: 6020 MET
Laboratory: Pace Analytical Services - Asheville
Associated Lab Samples: 92605970001

METHOD BLANK: 3666281 Matrix: Water
Associated Lab Samples: 92605970001

Parameter	Units	Blank Result	Reporting Limit	MDL	Analyzed	Qualifiers
Lead	ug/L	ND	1.0	0.077	06/07/22 19:18	

LABORATORY CONTROL SAMPLE: 3666282

Parameter	Units	Spike Conc.	LCS Result	LCS % Rec	% Rec Limits	Qualifiers
Lead	ug/L	50	49.7	99	80-120	

MATRIX SPIKE & MATRIX SPIKE DUPLICATE: 3666283 3666284

Parameter	Units	92603677001 Result	MS Spike Conc.	MSD Spike Conc.	MS Result	MSD Result	MS % Rec	MSD % Rec	% Rec Limits	RPD	Max RPD	Qual
Lead	ug/L	16.4	50	50	65.2	65.5	98	98	75-125	1	20	

Results presented on this page are in the units indicated by the "Units" column except where an alternate unit is presented to the right of the result.

REPORT OF LABORATORY ANALYSIS

This report shall not be reproduced, except in full,
without the written consent of Pace Analytical Services, LLC.

Pace Analytical Services, LLC
9800 Kincey Ave. Suite 100
Huntersville, NC 28078
(704)875-9092

QUALITY CONTROL DATA

Project: 2020-L1-SR-2448
Pace Project No.: 92605970

QC Batch: 700144
QC Batch Method: SM 6200B
Analysis Method: SM 6200B
Analysis Description: 6200B MSV
Laboratory: Pace Analytical Services - Charlotte

Associated Lab Samples: 92605970001

METHOD BLANK: 3654615 Matrix: Water
Associated Lab Samples: 92605970001

Parameter	Units	Blank Result	Reporting Limit	MDL	Analyzed	Qualifiers
1,1,1,2-Tetrachloroethane	ug/L	ND	0.50	0.31	05/24/22 14:37	
1,1,1-Trichloroethane	ug/L	ND	0.50	0.33	05/24/22 14:37	
1,1,2,2-Tetrachloroethane	ug/L	ND	0.50	0.22	05/24/22 14:37	
1,1,2-Trichloroethane	ug/L	ND	0.50	0.32	05/24/22 14:37	
1,1-Dichloroethane	ug/L	ND	0.50	0.37	05/24/22 14:37	
1,1-Dichloroethene	ug/L	ND	0.50	0.35	05/24/22 14:37	
1,1-Dichloropropene	ug/L	ND	0.50	0.43	05/24/22 14:37	
1,2,3-Trichlorobenzene	ug/L	ND	2.0	0.81	05/24/22 14:37	
1,2,3-Trichloropropane	ug/L	ND	0.50	0.26	05/24/22 14:37	
1,2,4-Trichlorobenzene	ug/L	ND	2.0	0.64	05/24/22 14:37	
1,2,4-Trimethylbenzene	ug/L	ND	0.50	0.50	05/24/22 14:37	
1,2-Dibromo-3-chloropropane	ug/L	ND	1.0	0.34	05/24/22 14:37	
1,2-Dibromoethane (EDB)	ug/L	ND	0.50	0.27	05/24/22 14:37	
1,2-Dichlorobenzene	ug/L	ND	0.50	0.34	05/24/22 14:37	
1,2-Dichloroethane	ug/L	ND	0.50	0.32	05/24/22 14:37	
1,2-Dichloropropane	ug/L	ND	0.50	0.36	05/24/22 14:37	
1,3,5-Trimethylbenzene	ug/L	ND	0.50	0.33	05/24/22 14:37	
1,3-Dichlorobenzene	ug/L	ND	0.50	0.34	05/24/22 14:37	
1,3-Dichloropropane	ug/L	ND	0.50	0.28	05/24/22 14:37	
1,4-Dichlorobenzene	ug/L	ND	0.50	0.33	05/24/22 14:37	
2,2-Dichloropropane	ug/L	ND	0.50	0.39	05/24/22 14:37	
2-Chlorotoluene	ug/L	ND	0.50	0.32	05/24/22 14:37	
4-Chlorotoluene	ug/L	ND	0.50	0.32	05/24/22 14:37	
Benzene	ug/L	ND	0.50	0.34	05/24/22 14:37	
Bromobenzene	ug/L	ND	0.50	0.29	05/24/22 14:37	
Bromochloromethane	ug/L	ND	0.50	0.47	05/24/22 14:37	
Bromodichloromethane	ug/L	ND	0.50	0.31	05/24/22 14:37	
Bromoform	ug/L	ND	0.50	0.34	05/24/22 14:37	
Bromomethane	ug/L	ND	5.0	1.7	05/24/22 14:37	
Carbon tetrachloride	ug/L	ND	0.50	0.33	05/24/22 14:37	
Chlorobenzene	ug/L	ND	0.50	0.28	05/24/22 14:37	
Chloroethane	ug/L	ND	1.0	0.65	05/24/22 14:37	
Chloroform	ug/L	ND	0.50	0.43	05/24/22 14:37	
Chloromethane	ug/L	ND	1.0	0.54	05/24/22 14:37	
cis-1,2-Dichloroethene	ug/L	ND	0.50	0.38	05/24/22 14:37	
cis-1,3-Dichloropropene	ug/L	ND	0.50	0.36	05/24/22 14:37	
Dibromochloromethane	ug/L	ND	0.50	0.36	05/24/22 14:37	
Dibromomethane	ug/L	ND	0.50	0.39	05/24/22 14:37	
Dichlorodifluoromethane	ug/L	ND	0.50	0.35	05/24/22 14:37	
Diisopropyl ether	ug/L	ND	0.50	0.31	05/24/22 14:37	

Results presented on this page are in the units indicated by the "Units" column except where an alternate unit is presented to the right of the result.

REPORT OF LABORATORY ANALYSIS

This report shall not be reproduced, except in full,
without the written consent of Pace Analytical Services, LLC.

Pace Analytical Services, LLC
9800 Kincey Ave. Suite 100
Huntersville, NC 28078
(704)875-9092

QUALITY CONTROL DATA

Project: 2020-L1-SR-2448
Pace Project No.: 92605970

METHOD BLANK: 3654615 Matrix: Water
Associated Lab Samples: 92605970001

Parameter	Units	Blank Result	Reporting Limit	MDL	Analyzed	Qualifiers
Ethanol	ug/L	ND	200	72.2	05/24/22 14:37	
Ethylbenzene	ug/L	ND	0.50	0.30	05/24/22 14:37	
Hexachloro-1,3-butadiene	ug/L	ND	2.0	1.5	05/24/22 14:37	
Isopropylbenzene (Cumene)	ug/L	ND	0.50	0.33	05/24/22 14:37	
m&p-Xylene	ug/L	ND	1.0	0.71	05/24/22 14:37	
Methyl-tert-butyl ether	ug/L	ND	0.50	0.42	05/24/22 14:37	
Methylene Chloride	ug/L	ND	2.0	2.0	05/24/22 14:37	
n-Butylbenzene	ug/L	ND	0.50	0.49	05/24/22 14:37	
n-Propylbenzene	ug/L	ND	0.50	0.34	05/24/22 14:37	
Naphthalene	ug/L	ND	2.0	0.64	05/24/22 14:37	
o-Xylene	ug/L	ND	0.50	0.34	05/24/22 14:37	
sec-Butylbenzene	ug/L	ND	0.50	0.40	05/24/22 14:37	
Styrene	ug/L	ND	0.50	0.29	05/24/22 14:37	
tert-Butylbenzene	ug/L	ND	0.50	0.32	05/24/22 14:37	
Tetrachloroethene	ug/L	ND	0.50	0.29	05/24/22 14:37	
Toluene	ug/L	ND	0.50	0.48	05/24/22 14:37	
trans-1,2-Dichloroethene	ug/L	ND	0.50	0.40	05/24/22 14:37	
trans-1,3-Dichloropropene	ug/L	ND	0.50	0.36	05/24/22 14:37	
Trichloroethene	ug/L	ND	0.50	0.38	05/24/22 14:37	
Trichlorofluoromethane	ug/L	ND	1.0	0.30	05/24/22 14:37	
Vinyl chloride	ug/L	ND	1.0	0.39	05/24/22 14:37	
1,2-Dichloroethane-d4 (S)	%	104	70-130		05/24/22 14:37	
4-Bromofluorobenzene (S)	%	100	70-130		05/24/22 14:37	
Toluene-d8 (S)	%	101	70-130		05/24/22 14:37	

LABORATORY CONTROL SAMPLE: 3654616

Parameter	Units	Spike Conc.	LCS Result	LCS % Rec	% Rec Limits	Qualifiers
1,1,1,2-Tetrachloroethane	ug/L	50	51.0	102	60-140	
1,1,1-Trichloroethane	ug/L	50	47.6	95	60-140	
1,1,2,2-Tetrachloroethane	ug/L	50	50.1	100	60-140	
1,1,2-Trichloroethane	ug/L	50	48.2	96	60-140	
1,1-Dichloroethane	ug/L	50	47.3	95	60-140	
1,1-Dichloroethene	ug/L	50	50.2	100	60-140	
1,1-Dichloropropene	ug/L	50	51.2	102	60-140	
1,2,3-Trichlorobenzene	ug/L	50	47.0	94	60-140	
1,2,3-Trichloropropane	ug/L	50	49.6	99	60-140	
1,2,4-Trichlorobenzene	ug/L	50	49.1	98	60-140	
1,2,4-Trimethylbenzene	ug/L	50	47.3	95	60-140	
1,2-Dibromo-3-chloropropane	ug/L	50	52.6	105	60-140	
1,2-Dibromoethane (EDB)	ug/L	50	48.9	98	60-140	
1,2-Dichlorobenzene	ug/L	50	47.2	94	60-140	
1,2-Dichloroethane	ug/L	50	46.9	94	60-140	
1,2-Dichloropropane	ug/L	50	47.8	96	60-140	

Results presented on this page are in the units indicated by the "Units" column except where an alternate unit is presented to the right of the result.

REPORT OF LABORATORY ANALYSIS

This report shall not be reproduced, except in full,
without the written consent of Pace Analytical Services, LLC.

Pace Analytical Services, LLC
9800 Kincey Ave. Suite 100
Huntersville, NC 28078
(704)875-9092

QUALITY CONTROL DATA

Project: 2020-L1-SR-2448
Pace Project No.: 92605970

LABORATORY CONTROL SAMPLE: 3654616

Parameter	Units	Spike Conc.	LCS Result	LCS % Rec	% Rec Limits	Qualifiers
1,3,5-Trimethylbenzene	ug/L	50	48.5	97	60-140	
1,3-Dichlorobenzene	ug/L	50	46.0	92	60-140	
1,3-Dichloropropane	ug/L	50	49.2	98	60-140	
1,4-Dichlorobenzene	ug/L	50	44.4	89	60-140	
2,2-Dichloropropane	ug/L	50	48.9	98	60-140	
2-Chlorotoluene	ug/L	50	46.0	92	60-140	
4-Chlorotoluene	ug/L	50	47.3	95	60-140	
Benzene	ug/L	50	45.9	92	60-140	
Bromobenzene	ug/L	50	47.5	95	60-140	
Bromochloromethane	ug/L	50	49.0	98	60-140	
Bromodichloromethane	ug/L	50	49.0	98	60-140	
Bromoform	ug/L	50	49.9	100	60-140	
Bromomethane	ug/L	50	43.9	88	60-140	
Carbon tetrachloride	ug/L	50	50.1	100	60-140	
Chlorobenzene	ug/L	50	47.1	94	60-140	
Chloroethane	ug/L	50	56.1	112	60-140	
Chloroform	ug/L	50	46.6	93	60-140	
Chloromethane	ug/L	50	49.5	99	60-140	
cis-1,2-Dichloroethene	ug/L	50	48.6	97	60-140	
cis-1,3-Dichloropropene	ug/L	50	49.1	98	60-140	
Dibromochloromethane	ug/L	50	49.5	99	60-140	
Dibromomethane	ug/L	50	49.3	99	60-140	
Dichlorodifluoromethane	ug/L	50	55.0	110	60-140	
Diisopropyl ether	ug/L	50	51.0	102	60-140	
Ethanol	ug/L	2000	1900	95	60-140	
Ethylbenzene	ug/L	50	47.1	94	60-140	
Hexachloro-1,3-butadiene	ug/L	50	49.9	100	60-140	
Isopropylbenzene (Cumene)	ug/L	50	47.1	94	60-140	
m&p-Xylene	ug/L	100	96.5	96	60-140	
Methyl-tert-butyl ether	ug/L	50	48.5	97	60-140	
Methylene Chloride	ug/L	50	49.3	99	60-140	
n-Butylbenzene	ug/L	50	49.5	99	60-140	
n-Propylbenzene	ug/L	50	46.6	93	60-140	
Naphthalene	ug/L	50	51.1	102	60-140	
o-Xylene	ug/L	50	48.3	97	60-140	
sec-Butylbenzene	ug/L	50	47.9	96	60-140	
Styrene	ug/L	50	49.4	99	60-140	
tert-Butylbenzene	ug/L	50	39.7	79	60-140	
Tetrachloroethene	ug/L	50	50.2	100	60-140	
Toluene	ug/L	50	46.0	92	60-140	
trans-1,2-Dichloroethene	ug/L	50	49.2	98	60-140	
trans-1,3-Dichloropropene	ug/L	50	49.7	99	60-140	
Trichloroethene	ug/L	50	49.0	98	60-140	
Trichlorofluoromethane	ug/L	50	51.4	103	60-140	
Vinyl chloride	ug/L	50	50.1	100	60-140	
1,2-Dichloroethane-d4 (S)	%			94	70-130	
4-Bromofluorobenzene (S)	%			102	70-130	

Results presented on this page are in the units indicated by the "Units" column except where an alternate unit is presented to the right of the result.

REPORT OF LABORATORY ANALYSIS

This report shall not be reproduced, except in full,
without the written consent of Pace Analytical Services, LLC.

Pace Analytical Services, LLC
9800 Kincey Ave. Suite 100
Huntersville, NC 28078
(704)875-9092

QUALITY CONTROL DATA

Project: 2020-L1-SR-2448
Pace Project No.: 92605970

LABORATORY CONTROL SAMPLE: 3654616

Parameter	Units	Spike Conc.	LCS Result	LCS % Rec	% Rec Limits	Qualifiers
Toluene-d8 (S)	%			99	70-130	

MATRIX SPIKE & MATRIX SPIKE DUPLICATE: 3654617 3654618

Parameter	Units	92605284001 Result	MS Spike Conc.	MSD Spike Conc.	MS Result	MSD Result	MS % Rec	MSD % Rec	% Rec Limits	RPD	Max RPD	Qual
1,1,1,2-Tetrachloroethane	ug/L	ND	500	500	406	410	81	82	60-140	1	30	
1,1,1-Trichloroethane	ug/L	ND	500	500	470	447	94	89	60-140	5	30	
1,1,2,2-Tetrachloroethane	ug/L	ND	500	500	524	552	105	110	60-140	5	30	
1,1,2-Trichloroethane	ug/L	ND	500	500	550	535	110	107	60-140	3	30	
1,1-Dichloroethane	ug/L	ND	500	500	519	525	104	105	60-140	1	30	
1,1-Dichloroethene	ug/L	ND	500	500	634	640	127	128	60-140	1	30	
1,1-Dichloropropene	ug/L	ND	500	500	563	569	113	114	60-140	1	30	
1,2,3-Trichlorobenzene	ug/L	ND	500	500	391	416	78	83	60-140	6	30	
1,2,3-Trichloropropane	ug/L	ND	500	500	529	583	106	117	60-140	10	30	
1,2,4-Trichlorobenzene	ug/L	ND	500	500	466	475	93	95	60-140	2	30	
1,2,4-Trimethylbenzene	ug/L	3420	500	500	3980	4120	113	140	60-140	3	30	
1,2-Dibromo-3-chloropropane	ug/L	ND	500	500	466	510	93	102	60-140	9	30	
1,2-Dibromoethane (EDB)	ug/L	ND	500	500	514	542	103	108	60-140	5	30	
1,2-Dichlorobenzene	ug/L	ND	500	500	515	521	103	104	60-140	1	30	
1,2-Dichloroethane	ug/L	ND	500	500	527	489	105	98	60-140	7	30	
1,2-Dichloropropane	ug/L	ND	500	500	528	516	106	103	60-140	2	30	
1,3,5-Trimethylbenzene	ug/L	1260	500	500	1800	1850	109	118	60-140	2	30	
1,3-Dichlorobenzene	ug/L	ND	500	500	510	517	102	103	60-140	1	30	
1,3-Dichloropropane	ug/L	ND	500	500	521	539	104	108	60-140	4	30	
1,4-Dichlorobenzene	ug/L	ND	500	500	488	516	98	103	60-140	6	30	
2,2-Dichloropropane	ug/L	ND	500	500	474	486	95	97	60-140	2	30	
2-Chlorotoluene	ug/L	ND	500	500	472	520	94	104	60-140	10	30	
4-Chlorotoluene	ug/L	ND	500	500	532	541	106	108	60-140	2	30	
Benzene	ug/L	64.1	500	500	563	560	100	99	60-140	1	30	
Bromobenzene	ug/L	ND	500	500	532	534	106	107	60-140	0	30	
Bromochloromethane	ug/L	ND	500	500	477	455	95	91	60-140	5	30	
Bromodichloromethane	ug/L	ND	500	500	382	359	76	72	60-140	6	30	
Bromoform	ug/L	ND	500	500	158	163	32	33	60-140	3	30	M1
Bromomethane	ug/L	ND	500	500	325	355	65	71	60-140	9	30	
Carbon tetrachloride	ug/L	ND	500	500	40.8	32.1	8	6	60-140	24	30	M1
Chlorobenzene	ug/L	ND	500	500	531	548	106	110	60-140	3	30	
Chloroethane	ug/L	ND	500	500	656	646	131	129	60-140	2	30	
Chloroform	ug/L	ND	500	500	518	502	104	100	60-140	3	30	
Chloromethane	ug/L	ND	500	500	696	670	139	134	60-140	4	30	
cis-1,2-Dichloroethene	ug/L	ND	500	500	525	520	105	104	60-140	1	30	
cis-1,3-Dichloropropene	ug/L	ND	500	500	483	465	97	93	60-140	4	30	
Dibromochloromethane	ug/L	ND	500	500	274	274	55	55	60-140	0	30	M1
Dibromomethane	ug/L	ND	500	500	541	543	108	109	60-140	0	30	

Results presented on this page are in the units indicated by the "Units" column except where an alternate unit is presented to the right of the result.

REPORT OF LABORATORY ANALYSIS

This report shall not be reproduced, except in full,
without the written consent of Pace Analytical Services, LLC.

Pace Analytical Services, LLC
9800 Kincey Ave. Suite 100
Huntersville, NC 28078
(704)875-9092

QUALITY CONTROL DATA

Project: 2020-L1-SR-2448
Pace Project No.: 92605970

MATRIX SPIKE & MATRIX SPIKE DUPLICATE: 3654617 3654618

Parameter	Units	92605284001 Result	MS Spike Conc.	MSD Spike Conc.	MS Result	MSD Result	MS % Rec	MSD % Rec	% Rec Limits	RPD	Max RPD	Qual
Dichlorodifluoromethane	ug/L	ND	500	500	590	587	118	117	60-140	0	30	
Diisopropyl ether	ug/L	ND	500	500	547	540	107	106	60-140	1	30	
Ethanol	ug/L	ND	20000	20000	20200	20700	101	103	60-140	3	30	
Ethylbenzene	ug/L	162	500	500	676	706	103	109	60-140	4	30	
Hexachloro-1,3-butadiene	ug/L	ND	500	500	476	502	95	100	60-140	5	30	
Isopropylbenzene (Cumene)	ug/L	132	500	500	649	672	103	108	60-140	3	30	
m&p-Xylene	ug/L	388	1000	1000	1420	1460	103	107	60-140	2	30	
Methyl-tert-butyl ether	ug/L	ND	500	500	526	511	105	102	60-140	3	30	
Methylene Chloride	ug/L	ND	500	500	564	547	113	109	60-140	3	30	
n-Butylbenzene	ug/L	ND	500	500	695	721	139	144	60-140	4	30	M1
n-Propylbenzene	ug/L	548	500	500	1110	1140	112	118	60-140	2	30	
Naphthalene	ug/L	122	500	500	574	623	91	100	60-140	8	30	
o-Xylene	ug/L	20.8	500	500	552	564	106	109	60-140	2	30	
sec-Butylbenzene	ug/L	ND	500	500	602	614	120	123	60-140	2	30	
Styrene	ug/L	ND	500	500	525	539	105	108	60-140	3	30	
tert-Butylbenzene	ug/L	ND	500	500	463	472	93	94	60-140	2	30	
Tetrachloroethene	ug/L	ND	500	500	561	597	112	119	60-140	6	30	
Toluene	ug/L	ND	500	500	549	535	110	107	60-140	3	30	
trans-1,2-Dichloroethene	ug/L	ND	500	500	532	529	106	106	60-140	0	30	
trans-1,3-Dichloropropene	ug/L	ND	500	500	458	460	92	92	60-140	0	30	
Trichloroethene	ug/L	ND	500	500	543	541	109	108	60-140	1	30	
Trichlorofluoromethane	ug/L	ND	500	500	441	412	88	82	60-140	7	30	
Vinyl chloride	ug/L	ND	500	500	571	557	114	111	60-140	2	30	
1,2-Dichloroethane-d4 (S)	%						97	91	70-130			
4-Bromofluorobenzene (S)	%						99	99	70-130			
Toluene-d8 (S)	%						101	101	70-130			

Results presented on this page are in the units indicated by the "Units" column except where an alternate unit is presented to the right of the result.

REPORT OF LABORATORY ANALYSIS

This report shall not be reproduced, except in full,
without the written consent of Pace Analytical Services, LLC.

Pace Analytical Services, LLC
9800 Kincey Ave. Suite 100
Huntersville, NC 28078
(704)875-9092

QUALIFIERS

Project: 2020-L1-SR-2448
Pace Project No.: 92605970

DEFINITIONS

DF - Dilution Factor, if reported, represents the factor applied to the reported data due to dilution of the sample aliquot.

ND - Not Detected at or above adjusted reporting limit.

TNTC - Too Numerous To Count

J - Estimated concentration above the adjusted method detection limit and below the adjusted reporting limit.

MDL - Adjusted Method Detection Limit.

PQL - Practical Quantitation Limit.

RL - Reporting Limit - The lowest concentration value that meets project requirements for quantitative data with known precision and bias for a specific analyte in a specific matrix.

S - Surrogate

1,2-Diphenylhydrazine decomposes to and cannot be separated from Azobenzene using Method 8270. The result for each analyte is a combined concentration.

Consistent with EPA guidelines, unrounded data are displayed and have been used to calculate % recovery and RPD values.

LCS(D) - Laboratory Control Sample (Duplicate)

MS(D) - Matrix Spike (Duplicate)

DUP - Sample Duplicate

RPD - Relative Percent Difference

NC - Not Calculable.

SG - Silica Gel - Clean-Up

U - Indicates the compound was analyzed for, but not detected.

Acid preservation may not be appropriate for 2 Chloroethylvinyl ether.

A separate vial preserved to a pH of 4-5 is recommended in SW846 Chapter 4 for the analysis of Acrolein and Acrylonitrile by EPA Method 8260.

N-Nitrosodiphenylamine decomposes and cannot be separated from Diphenylamine using Method 8270. The result reported for each analyte is a combined concentration.

Reported results are not rounded until the final step prior to reporting. Therefore, calculated parameters that are typically reported as "Total" may vary slightly from the sum of the reported component parameters.

Pace Analytical is TNI accredited. Contact your Pace PM for the current list of accredited analytes.

TNI - The NELAC Institute.

ANALYTE QUALIFIERS

M1	Matrix spike recovery exceeded QC limits. Batch accepted based on laboratory control sample (LCS) recovery.
N2	The lab does not hold NELAC/TNI accreditation for this parameter but other accreditations/certifications may apply. A complete list of accreditations/certifications is available upon request.

This report shall not be reproduced, except in full,
without the written consent of Pace Analytical Services, LLC.

Pace Analytical Services, LLC
9800 Kincey Ave. Suite 100
Huntersville, NC 28078
(704)875-9092

QUALITY CONTROL DATA CROSS REFERENCE TABLE

Project: 2020-L1-SR-2448
Pace Project No.: 92605970

Lab ID	Sample ID	QC Batch Method	QC Batch	Analytical Method	Analytical Batch
92605970001	**13800_HC_RD**	MADEP VPH	700214		
92605970001	**13800_HC_RD**	EPA 3010A	702514	EPA 6020B	702632
92605970001	**13800_HC_RD**	SM 6200B	700144		

This report shall not be reproduced, except in full,
without the written consent of Pace Analytical Services, LLC.

Pace Analytical

CHAIN-OF-CUSTODY Analytical Request Document

Chain-of-Custody is a LEGAL DOCUMENT - Complete all relevent fields

LAB US

WO# : 92605970

92605970

Number or

Company: Apex Companies

Billing Information:

Address: 5900 Northwoods Bus. Pkwy Ste O.

Report To: Andrew Street

Email To: Andrew.Street@apexcos.com

Copy To: Tom Naumann

Site Collection Info/Address: Tom.naumann@apexcos.com

Customer Project Name/Number: 2020-L1-SR-2448

State: NC County/City: Huntersville Time Zone Collected: [ ] PT [ ] MT [ ] CT [ ] ET

Phone:
Email:

Site/Facility ID #: CPC Huntersville

Compliance Monitoring? [ ] Yes [ ] No

Collected By (print): Matt T.

Purchase Order #:
Quote #:

DW PWS ID #:
DW Location Code:

Collected By (signature): [signature]

Turnaround Date Required: ~~Std~~ ASAP

Immediately Packed on Ice: [X] Yes [ ] No

Sample Disposal: [X] Dispose as appropriate [ ] Return [ ] Archive: [ ] Hold:

Rush: [ ] Same Day [ ] Next Day [ ] 2 Day [ ] 3 Day [ ] 4 Day [ ] 5 Day (Expedite Charges Apply)

Field Filtered (if applicable): [ ] Yes [ ] No

Analysis:

* Matrix Codes (Insert in Matrix box below): Drinking Water (DW), Ground Water (GW), Wastewater (WW), Product (P), Soil/Solid (SL), Oil (OL), Wipe (WP), Air (AR), Tissue (TS), Bioassay (B), Vapor (V), Other (OT)

Contai 3 3 1

Lab Project Manager:

** Preservative Types: (1) nitric acid, (2) sulfuric acid, (3) hydrochloric acid, (4) sodium hydroxide, (5) zinc acetate, (6) methanol, (7) sodium bisulfate, (8) sodium thiosulfate, (9) hexane, (A) ascorbic acid, (B) ammonium sulfate, (C) ammonium hydroxide, (D) TSP, (U) Unpreserved, (O) Other

Analyses

Customer Sample ID	Matrix *	Comp / Grab	Collected (or Composite Start) Date	Collected (or Composite Start) Time	Composite End Date	Composite End Time	Res Cl	# of Ctns	VOC 6200B	MADEP VPH	Lead								Lab Profile/Line:
13800_HC_RD	DW	G	5-24-22	0800				8	X	X	X								001

Lab Sample Receipt Checklist:

Custody Seals Present/Intact	Y	N	NA
Custody Signatures Present	Y	N	NA
Collector Signature Present	Y	N	NA
Bottles Intact	Y	N	NA
Correct Bottles	Y	N	NA
Sufficient Volume	Y	N	NA
Samples Received on Ice	Y	N	NA
VOA - Headspace Acceptable	Y	N	NA
USDA Regulated Soils	Y	N	NA
Samples in Holding Time	Y	N	NA
Residual Chlorine Present	Y	N	NA
Cl Strips:			
Sample pH Acceptable	Y	N	NA
pH Strips: 223819AV			
Sulfide Present	Y	N	NA
Lead Acetate Strips:			

LAB USE ONLY:
Lab Sample # / Comments: 92605970

Customer Remarks / Special Conditions / Possible Hazards:

Type of Ice Used: Wet Blue Dry None

Packing Material Used: BUBBLE BAGS

Radchem sample(s) screened (<500 cpm): Y N NA

SHORT HOLDS PRESENT (<72 hours): Y N N/A

Lab Tracking #: 2518052

Samples received via: FEDEX UPS Client Courier Pace Courier

Lab Sample Temperature Info:
Temp Blank Received: Y N NA
Therm ID#: 92T044
Cooler 1 Temp Upon Receipt: 4.3 oC
Cooler 1 Therm Corr. Factor: 0 oC
Cooler 1 Corrected Temp: 4.3 oC
Comments:

Relinquished by/Company: (Signature)	Date/Time:	Received by/Company: (Signature)	Date/Time:
[signature] / Apex	5-24-22 / 1038	KB / PACE HVL	5/24/22 1038
Relinquished by/Company: (Signature)	Date/Time:	Received by/Company: (Signature)	Date/Time:
Relinquished by/Company: (Signature)	Date/Time:	Received by/Company: (Signature)	Date/Time:

MTJL LAB USE ONLY
Table #:
Acctnum:
Template:
Prelogin:
PM:
PB:

Trip Blank Received: Y N NA
HCL MeOH TSP Other

Non Conformance(s): YES / NO

Page: 1 of: 1

Effective Date: 05/12/202205/12/2022

*Check mark top half of box if pH and/or dechlorination is verified and within the acceptance range for preservation samples.
Exceptions: VOA, Coliform, TOC, Oil and Grease, DRO/8015 (water) DOC, LLHg

**Bottom half of box is to list number of bottles
***Check all unpreserved Nitrates for chlorine

Project # **WO# : 92605970**

PM: AMB Due Date: 06/01/22
CLIENT: 92-APEX MOOR

Item#	BP4U-125 mL Plastic Unpreserved (N/A) (Cl-)	BP3U-250 mL Plastic Unpreserved (N/A)	BP2U-500 mL Plastic Unpreserved (N/A)	BP1U-1 liter Plastic Unpreserved (N/A)	BP4S-125 mL Plastic H2SO4 (pH < 2) (Cl-)	BP3N-250 mL plastic HNO3 (pH < 2)	BP4Z-125 mL Plastic ZN Acetate & NaOH (>9)	BP4B-125 mL Plastic NaOH (pH > 12) (Cl-)	WGFU-Wide-mouthed Glass jar Unpreserved	AG1U-1 liter Amber Unpreserved (N/A) (Cl-)	AG1H-1 liter Amber HCl (pH < 2)	AG3U-250 mL Amber Unpreserved (N/A) (Cl-)	AG1S-1 liter Amber H2SO4 (pH < 2)	AG3S-250 mL Amber H2SO4 (pH < 2)	DG94-250 mL Amber NH4Cl (N/A)(Cl-)	DG9H-40 mL VOA HCl (N/A)	VG9T-40 mL VOA Na2S2O3 (N/A)	VG9U-40 mL VOA Unpreserved (N/A)	DG9V-40 mL VOA H3PO4 (N/A)	DG9S-40 mL VOA H2SO4 (N/A)	V/GK (3 vials per kit)-VPH/Gas kit (N/A)	SP5T-125 mL Sterile Plastic (N/A – lab)	SP2T-250 mL Sterile Plastic (N/A – lab)		BP3R-250 mL Plastic (NH2)2SO4 (9.3-9.7)	AG0U-100 mL Amber Unpreserved (N/A) (Cl-)	VSGU-20 mL Scintillation vials (N/A)	DG9U-40 mL Amber Unpreserved vials (N/A)
1						1										1												
2																												
3																												
4																												
5																												
6																												
7																												
8																												
9																												
10																												
11																												
12																												

pH Adjustment Log for Preserved Samples

Sample ID	Type of Preservative	pH upon receipt	Date preservation adjusted	Time preservation adjusted	Amount of Preservative added	Lot #

Note: Whenever there is a discrepancy affecting North Carolina compliance samples, a copy of this form will be sent to the North Carolina DENR Certification Office (i.e. Out of hold, incorrect preservative, out of temp, incorrect containers.

Pace Analytical Services, LLC
9800 Kincey Ave. Suite 100
Huntersville, NC 28078
(704)875-9092

June 08, 2022

Andrew Street
Apex Companies - NC
5900 Northwoods Business Pkwy
Suite 5900-0
Charlotte, NC 28269

RE: Project: 2020-L1-SR-2448
Pace Project No.: 92605974

Dear Andrew Street:

Enclosed are the analytical results for sample(s) received by the laboratory on May 24, 2022. The results relate only to the samples included in this report. Results reported herein conform to the applicable TNI/NELAC Standards and the laboratory's Quality Manual, where applicable, unless otherwise noted in the body of the report.

The test results provided in this final report were generated by each of the following laboratories within the Pace Network:

- Pace Analytical Services - Asheville
- Pace Analytical Services - Charlotte

If you have any questions concerning this report, please feel free to contact me.

Sincerely,

Angela M. Baioni

Angela Baioni
angela.baioni@pacelabs.com
(704)875-9092
Project Manager

Enclosures

cc: J Culbreath, Colonial Pipeline Company
Naomi Fretz, APEX Companies, LLC
Robert Hughes, Colonial Pipeline
Jamie Moran, APEX Companies, LLC
Jeff Morrison, Colonial Pipeline Company
Tom Naumann, APEX Companies - NC
Joe Nicolette, Montrose-EPS
Kaitlyn Nootens, Apex Companies
Christopher Schultz, Apex Companies
Matt Teixeira, Apex Companies, LLC
Michael Verdon, Colonial Pipeline Company
JM Wyatt, Colonial Pipeline Company

REPORT OF LABORATORY ANALYSIS

This report shall not be reproduced, except in full,
without the written consent of Pace Analytical Services, LLC.

Pace Analytical Services, LLC
9800 Kincey Ave. Suite 100
Huntersville, NC 28078
(704)875-9092

CERTIFICATIONS

Project: 2020-L1-SR-2448
Pace Project No.: 92605974

Pace Analytical Services Charlotte

South Carolina Laboratory ID: 99006
9800 Kincey Ave. Ste 100, Huntersville, NC 28078
North Carolina Drinking Water Certification #: 37706
North Carolina Field Services Certification #: 5342
North Carolina Wastewater Certification #: 12
South Carolina Laboratory ID: 99006
South Carolina Certification #: 99006001
South Carolina Drinking Water Cert. #: 99006003
Florida/NELAP Certification #: E87627
Kentucky UST Certification #: 84
Louisiana DoH Drinking Water #: LA029
Virginia/VELAP Certification #: 460221

Pace Analytical Services Asheville

2225 Riverside Drive, Asheville, NC 28804
Florida/NELAP Certification #: E87648
North Carolina Drinking Water Certification #: 37712
North Carolina Wastewater Certification #: 40
South Carolina Laboratory ID: 99030
South Carolina Certification #: 99030001
Virginia/VELAP Certification #: 460222

This report shall not be reproduced, except in full,
without the written consent of Pace Analytical Services, LLC.

Pace Analytical Services, LLC
9800 Kincey Ave. Suite 100
Huntersville, NC 28078
(704)875-9092

SAMPLE SUMMARY

Project: 2020-L1-SR-2448
Pace Project No.: 92605974

Lab ID	Sample ID	Matrix	Date Collected	Date Received
92605974001	**13835_AC_RD**	Water	05/24/22 09:40	05/24/22 10:38

REPORT OF LABORATORY ANALYSIS

This report shall not be reproduced, except in full,
without the written consent of Pace Analytical Services, LLC.

Pace Analytical Services, LLC
9800 Kincey Ave. Suite 100
Huntersville, NC 28078
(704)875-9092

SAMPLE ANALYTE COUNT

Project: 2020-L1-SR-2448
Pace Project No.: 92605974

Lab ID	Sample ID	Method	Analysts	Analytes Reported	Laboratory
92605974001	**13835_AC_RD**	MADEP VPH	LMB	6	PASI-C
		EPA 6020B	CRW	1	PASI-A
		SM 6200B	SAS	64	PASI-C

PASI-A = Pace Analytical Services - Asheville
PASI-C = Pace Analytical Services - Charlotte

This report shall not be reproduced, except in full,
without the written consent of Pace Analytical Services, LLC.

Pace Analytical Services, LLC
9800 Kincey Ave. Suite 100
Huntersville, NC 28078
(704)875-9092

ANALYTICAL RESULTS

Project: 2020-L1-SR-2448
Pace Project No.: 92605974

Sample: 13835_AC_RD **Lab ID: 92605974001** Collected: 05/24/22 09:40 Received: 05/24/22 10:38 Matrix: Water

Parameters	Results	Units	Report Limit	MDL	DF	Prepared	Analyzed	CAS No.	Qual
VPH NC Water	Analytical Method: MADEP VPH Pace Analytical Services - Charlotte								
Total VPH (C5-C12)	ND	ug/L	50.0	50.0	1		05/24/22 18:19		N2
Aliphatic (C05-C08)	ND	ug/L	50.0	50.0	1		05/24/22 18:19		N2
Aliphatic(C09-C12) Adjusted	ND	ug/L	50.0	50.0	1		05/24/22 18:19		N2
Aromatic (C09-C10)	ND	ug/L	50.0	50.0	1		05/24/22 18:19		N2
Surrogates									
4-Bromofluorobenzene (FID) (S)	101	%	70-130		1		05/24/22 18:19	460-00-4	
4-Bromofluorobenzene (PID) (S)	96	%	70-130		1		05/24/22 18:19	460-00-4	
6020 MET ICPMS	Analytical Method: EPA 6020B Preparation Method: EPA 3010A Pace Analytical Services - Asheville								
Lead	**0.51J**	ug/L	1.0	0.077	1	06/07/22 00:54	06/07/22 20:59	7439-92-1	
6200B MSV	Analytical Method: SM 6200B Pace Analytical Services - Charlotte								
Benzene	ND	ug/L	0.50	0.34	1		05/24/22 19:11	71-43-2	
Bromobenzene	ND	ug/L	0.50	0.29	1		05/24/22 19:11	108-86-1	
Bromochloromethane	ND	ug/L	0.50	0.47	1		05/24/22 19:11	74-97-5	
Bromodichloromethane	ND	ug/L	0.50	0.31	1		05/24/22 19:11	75-27-4	
Bromoform	ND	ug/L	0.50	0.34	1		05/24/22 19:11	75-25-2	
Bromomethane	ND	ug/L	5.0	1.7	1		05/24/22 19:11	74-83-9	
n-Butylbenzene	ND	ug/L	0.50	0.49	1		05/24/22 19:11	104-51-8	
sec-Butylbenzene	ND	ug/L	0.50	0.40	1		05/24/22 19:11	135-98-8	
tert-Butylbenzene	ND	ug/L	0.50	0.32	1		05/24/22 19:11	98-06-6	
Carbon tetrachloride	ND	ug/L	0.50	0.33	1		05/24/22 19:11	56-23-5	
Chlorobenzene	ND	ug/L	0.50	0.28	1		05/24/22 19:11	108-90-7	
Chloroethane	ND	ug/L	1.0	0.65	1		05/24/22 19:11	75-00-3	
Chloroform	**0.51**	ug/L	0.50	0.43	1		05/24/22 19:11	67-66-3	
Chloromethane	ND	ug/L	1.0	0.54	1		05/24/22 19:11	74-87-3	
2-Chlorotoluene	ND	ug/L	0.50	0.32	1		05/24/22 19:11	95-49-8	
4-Chlorotoluene	ND	ug/L	0.50	0.32	1		05/24/22 19:11	106-43-4	
1,2-Dibromo-3-chloropropane	ND	ug/L	1.0	0.34	1		05/24/22 19:11	96-12-8	
Dibromochloromethane	ND	ug/L	0.50	0.36	1		05/24/22 19:11	124-48-1	
1,2-Dibromoethane (EDB)	ND	ug/L	0.50	0.27	1		05/24/22 19:11	106-93-4	
Dibromomethane	ND	ug/L	0.50	0.39	1		05/24/22 19:11	74-95-3	
1,2-Dichlorobenzene	ND	ug/L	0.50	0.34	1		05/24/22 19:11	95-50-1	
1,3-Dichlorobenzene	ND	ug/L	0.50	0.34	1		05/24/22 19:11	541-73-1	
1,4-Dichlorobenzene	ND	ug/L	0.50	0.33	1		05/24/22 19:11	106-46-7	
Dichlorodifluoromethane	ND	ug/L	0.50	0.35	1		05/24/22 19:11	75-71-8	
1,1-Dichloroethane	ND	ug/L	0.50	0.37	1		05/24/22 19:11	75-34-3	
1,2-Dichloroethane	ND	ug/L	0.50	0.32	1		05/24/22 19:11	107-06-2	
1,1-Dichloroethene	ND	ug/L	0.50	0.35	1		05/24/22 19:11	75-35-4	
cis-1,2-Dichloroethene	ND	ug/L	0.50	0.38	1		05/24/22 19:11	156-59-2	
trans-1,2-Dichloroethene	ND	ug/L	0.50	0.40	1		05/24/22 19:11	156-60-5	
1,2-Dichloropropane	ND	ug/L	0.50	0.36	1		05/24/22 19:11	78-87-5	
1,3-Dichloropropane	ND	ug/L	0.50	0.28	1		05/24/22 19:11	142-28-9	

REPORT OF LABORATORY ANALYSIS

This report shall not be reproduced, except in full,
without the written consent of Pace Analytical Services, LLC.

Pace Analytical Services, LLC
9800 Kincey Ave. Suite 100
Huntersville, NC 28078
(704)875-9092

ANALYTICAL RESULTS

Project: 2020-L1-SR-2448
Pace Project No.: 92605974

Sample: 13835_AC_RD **Lab ID: 92605974001** Collected: 05/24/22 09:40 Received: 05/24/22 10:38 Matrix: Water

Parameters	Results	Units	Report Limit	MDL	DF	Prepared	Analyzed	CAS No.	Qual
6200B MSV	Analytical Method: SM 6200B Pace Analytical Services - Charlotte								
2,2-Dichloropropane	ND	ug/L	0.50	0.39	1		05/24/22 19:11	594-20-7	
1,1-Dichloropropene	ND	ug/L	0.50	0.43	1		05/24/22 19:11	563-58-6	
cis-1,3-Dichloropropene	ND	ug/L	0.50	0.36	1		05/24/22 19:11	10061-01-5	
trans-1,3-Dichloropropene	ND	ug/L	0.50	0.36	1		05/24/22 19:11	10061-02-6	
Diisopropyl ether	ND	ug/L	0.50	0.31	1		05/24/22 19:11	108-20-3	
Ethanol	ND	ug/L	200	72.2	1		05/24/22 19:11	64-17-5	
Ethylbenzene	ND	ug/L	0.50	0.30	1		05/24/22 19:11	100-41-4	
Hexachloro-1,3-butadiene	ND	ug/L	2.0	1.5	1		05/24/22 19:11	87-68-3	
Isopropylbenzene (Cumene)	ND	ug/L	0.50	0.33	1		05/24/22 19:11	98-82-8	
Methylene Chloride	ND	ug/L	2.0	2.0	1		05/24/22 19:11	75-09-2	
Methyl-tert-butyl ether	ND	ug/L	0.50	0.42	1		05/24/22 19:11	1634-04-4	
Naphthalene	ND	ug/L	2.0	0.64	1		05/24/22 19:11	91-20-3	
n-Propylbenzene	ND	ug/L	0.50	0.34	1		05/24/22 19:11	103-65-1	
Styrene	ND	ug/L	0.50	0.29	1		05/24/22 19:11	100-42-5	
1,1,1,2-Tetrachloroethane	ND	ug/L	0.50	0.31	1		05/24/22 19:11	630-20-6	
1,1,2,2-Tetrachloroethane	ND	ug/L	0.50	0.22	1		05/24/22 19:11	79-34-5	
Tetrachloroethene	ND	ug/L	0.50	0.29	1		05/24/22 19:11	127-18-4	
Toluene	ND	ug/L	0.50	0.48	1		05/24/22 19:11	108-88-3	
1,2,3-Trichlorobenzene	ND	ug/L	2.0	0.81	1		05/24/22 19:11	87-61-6	
1,2,4-Trichlorobenzene	ND	ug/L	2.0	0.64	1		05/24/22 19:11	120-82-1	
1,1,1-Trichloroethane	ND	ug/L	0.50	0.33	1		05/24/22 19:11	71-55-6	
1,1,2-Trichloroethane	ND	ug/L	0.50	0.32	1		05/24/22 19:11	79-00-5	
Trichloroethene	ND	ug/L	0.50	0.38	1		05/24/22 19:11	79-01-6	
Trichlorofluoromethane	ND	ug/L	1.0	0.30	1		05/24/22 19:11	75-69-4	
1,2,3-Trichloropropane	ND	ug/L	0.50	0.26	1		05/24/22 19:11	96-18-4	
1,2,4-Trimethylbenzene	ND	ug/L	0.50	0.50	1		05/24/22 19:11	95-63-6	
1,3,5-Trimethylbenzene	ND	ug/L	0.50	0.33	1		05/24/22 19:11	108-67-8	
Vinyl chloride	ND	ug/L	1.0	0.39	1		05/24/22 19:11	75-01-4	
m&p-Xylene	ND	ug/L	1.0	0.71	1		05/24/22 19:11	179601-23-1	
o-Xylene	ND	ug/L	0.50	0.34	1		05/24/22 19:11	95-47-6	
Surrogates									
1,2-Dichloroethane-d4 (S)	105	%	70-130		1		05/24/22 19:11	17060-07-0	
4-Bromofluorobenzene (S)	98	%	70-130		1		05/24/22 19:11	460-00-4	
Toluene-d8 (S)	98	%	70-130		1		05/24/22 19:11	2037-26-5	

REPORT OF LABORATORY ANALYSIS

This report shall not be reproduced, except in full,
without the written consent of Pace Analytical Services, LLC.

Pace Analytical Services, LLC
9800 Kincey Ave. Suite 100
Huntersville, NC 28078
(704)875-9092

QUALITY CONTROL DATA

Project: 2020-L1-SR-2448
Pace Project No.: 92605974

QC Batch: 700214
QC Batch Method: MADEP VPH
Analysis Method: MADEP VPH
Analysis Description: VPH NC Water
Laboratory: Pace Analytical Services - Charlotte
Associated Lab Samples: 92605974001

METHOD BLANK: 3654997 Matrix: Water
Associated Lab Samples: 92605974001

Parameter	Units	Blank Result	Reporting Limit	MDL	Analyzed	Qualifiers
Aliphatic (C05-C08)	ug/L	ND	50.0	50.0	05/24/22 15:26	N2
Aromatic (C09-C10)	ug/L	ND	50.0	50.0	05/24/22 15:26	N2
4-Bromofluorobenzene (FID) (S)	%	97	70-130		05/24/22 15:26	
4-Bromofluorobenzene (PID) (S)	%	93	70-130		05/24/22 15:26	

LABORATORY CONTROL SAMPLE & LCSD: 3654998 3654999

Parameter	Units	Spike Conc.	LCS Result	LCSD Result	LCS % Rec	LCSD % Rec	% Rec Limits	RPD	Max RPD	Qualifiers
Aliphatic (C05-C08)	ug/L	300	319	337	106	112	70-130	6	25	N2
Aromatic (C09-C10)	ug/L	100	107	105	107	105	70-130	2	25	N2
4-Bromofluorobenzene (FID) (S)	%				102	100	70-130			
4-Bromofluorobenzene (PID) (S)	%				99	97	70-130			

Results presented on this page are in the units indicated by the "Units" column except where an alternate unit is presented to the right of the result.

REPORT OF LABORATORY ANALYSIS

This report shall not be reproduced, except in full,
without the written consent of Pace Analytical Services, LLC.

Pace Analytical Services, LLC
9800 Kincey Ave. Suite 100
Huntersville, NC 28078
(704)875-9092

QUALITY CONTROL DATA

Project: 2020-L1-SR-2448
Pace Project No.: 92605974

QC Batch: 702514
QC Batch Method: EPA 3010A
Analysis Method: EPA 6020B
Analysis Description: 6020 MET
Laboratory: Pace Analytical Services - Asheville
Associated Lab Samples: 92605974001

METHOD BLANK: 3666281 Matrix: Water
Associated Lab Samples: 92605974001

Parameter	Units	Blank Result	Reporting Limit	MDL	Analyzed	Qualifiers
Lead	ug/L	ND	1.0	0.077	06/07/22 19:18	

LABORATORY CONTROL SAMPLE: 3666282

Parameter	Units	Spike Conc.	LCS Result	LCS % Rec	% Rec Limits	Qualifiers
Lead	ug/L	50	49.7	99	80-120	

MATRIX SPIKE & MATRIX SPIKE DUPLICATE: 3666283 3666284

Parameter	Units	92603677001 Result	MS Spike Conc.	MSD Spike Conc.	MS Result	MSD Result	MS % Rec	MSD % Rec	% Rec Limits	RPD	Max RPD	Qual
Lead	ug/L	16.4	50	50	65.2	65.5	98	98	75-125	1	20	

Results presented on this page are in the units indicated by the "Units" column except where an alternate unit is presented to the right of the result.

REPORT OF LABORATORY ANALYSIS

This report shall not be reproduced, except in full,
without the written consent of Pace Analytical Services, LLC.

Pace Analytical Services, LLC
9800 Kincey Ave. Suite 100
Huntersville, NC 28078
(704)875-9092

QUALITY CONTROL DATA

Project: 2020-L1-SR-2448
Pace Project No.: 92605974

QC Batch: 700144
QC Batch Method: SM 6200B
Analysis Method: SM 6200B
Analysis Description: 6200B MSV
Laboratory: Pace Analytical Services - Charlotte

Associated Lab Samples: 92605974001

METHOD BLANK: 3654615 Matrix: Water
Associated Lab Samples: 92605974001

Parameter	Units	Blank Result	Reporting Limit	MDL	Analyzed	Qualifiers
1,1,1,2-Tetrachloroethane	ug/L	ND	0.50	0.31	05/24/22 14:37	
1,1,1-Trichloroethane	ug/L	ND	0.50	0.33	05/24/22 14:37	
1,1,2,2-Tetrachloroethane	ug/L	ND	0.50	0.22	05/24/22 14:37	
1,1,2-Trichloroethane	ug/L	ND	0.50	0.32	05/24/22 14:37	
1,1-Dichloroethane	ug/L	ND	0.50	0.37	05/24/22 14:37	
1,1-Dichloroethene	ug/L	ND	0.50	0.35	05/24/22 14:37	
1,1-Dichloropropene	ug/L	ND	0.50	0.43	05/24/22 14:37	
1,2,3-Trichlorobenzene	ug/L	ND	2.0	0.81	05/24/22 14:37	
1,2,3-Trichloropropane	ug/L	ND	0.50	0.26	05/24/22 14:37	
1,2,4-Trichlorobenzene	ug/L	ND	2.0	0.64	05/24/22 14:37	
1,2,4-Trimethylbenzene	ug/L	ND	0.50	0.50	05/24/22 14:37	
1,2-Dibromo-3-chloropropane	ug/L	ND	1.0	0.34	05/24/22 14:37	
1,2-Dibromoethane (EDB)	ug/L	ND	0.50	0.27	05/24/22 14:37	
1,2-Dichlorobenzene	ug/L	ND	0.50	0.34	05/24/22 14:37	
1,2-Dichloroethane	ug/L	ND	0.50	0.32	05/24/22 14:37	
1,2-Dichloropropane	ug/L	ND	0.50	0.36	05/24/22 14:37	
1,3,5-Trimethylbenzene	ug/L	ND	0.50	0.33	05/24/22 14:37	
1,3-Dichlorobenzene	ug/L	ND	0.50	0.34	05/24/22 14:37	
1,3-Dichloropropane	ug/L	ND	0.50	0.28	05/24/22 14:37	
1,4-Dichlorobenzene	ug/L	ND	0.50	0.33	05/24/22 14:37	
2,2-Dichloropropane	ug/L	ND	0.50	0.39	05/24/22 14:37	
2-Chlorotoluene	ug/L	ND	0.50	0.32	05/24/22 14:37	
4-Chlorotoluene	ug/L	ND	0.50	0.32	05/24/22 14:37	
Benzene	ug/L	ND	0.50	0.34	05/24/22 14:37	
Bromobenzene	ug/L	ND	0.50	0.29	05/24/22 14:37	
Bromochloromethane	ug/L	ND	0.50	0.47	05/24/22 14:37	
Bromodichloromethane	ug/L	ND	0.50	0.31	05/24/22 14:37	
Bromoform	ug/L	ND	0.50	0.34	05/24/22 14:37	
Bromomethane	ug/L	ND	5.0	1.7	05/24/22 14:37	
Carbon tetrachloride	ug/L	ND	0.50	0.33	05/24/22 14:37	
Chlorobenzene	ug/L	ND	0.50	0.28	05/24/22 14:37	
Chloroethane	ug/L	ND	1.0	0.65	05/24/22 14:37	
Chloroform	ug/L	ND	0.50	0.43	05/24/22 14:37	
Chloromethane	ug/L	ND	1.0	0.54	05/24/22 14:37	
cis-1,2-Dichloroethene	ug/L	ND	0.50	0.38	05/24/22 14:37	
cis-1,3-Dichloropropene	ug/L	ND	0.50	0.36	05/24/22 14:37	
Dibromochloromethane	ug/L	ND	0.50	0.36	05/24/22 14:37	
Dibromomethane	ug/L	ND	0.50	0.39	05/24/22 14:37	
Dichlorodifluoromethane	ug/L	ND	0.50	0.35	05/24/22 14:37	
Diisopropyl ether	ug/L	ND	0.50	0.31	05/24/22 14:37	

Results presented on this page are in the units indicated by the "Units" column except where an alternate unit is presented to the right of the result.

REPORT OF LABORATORY ANALYSIS

This report shall not be reproduced, except in full,
without the written consent of Pace Analytical Services, LLC.

Pace Analytical Services, LLC
9800 Kincey Ave. Suite 100
Huntersville, NC 28078
(704)875-9092

QUALITY CONTROL DATA

Project: 2020-L1-SR-2448
Pace Project No.: 92605974

METHOD BLANK: 3654615 Matrix: Water
Associated Lab Samples: 92605974001

Parameter	Units	Blank Result	Reporting Limit	MDL	Analyzed	Qualifiers
Ethanol	ug/L	ND	200	72.2	05/24/22 14:37	
Ethylbenzene	ug/L	ND	0.50	0.30	05/24/22 14:37	
Hexachloro-1,3-butadiene	ug/L	ND	2.0	1.5	05/24/22 14:37	
Isopropylbenzene (Cumene)	ug/L	ND	0.50	0.33	05/24/22 14:37	
m&p-Xylene	ug/L	ND	1.0	0.71	05/24/22 14:37	
Methyl-tert-butyl ether	ug/L	ND	0.50	0.42	05/24/22 14:37	
Methylene Chloride	ug/L	ND	2.0	2.0	05/24/22 14:37	
n-Butylbenzene	ug/L	ND	0.50	0.49	05/24/22 14:37	
n-Propylbenzene	ug/L	ND	0.50	0.34	05/24/22 14:37	
Naphthalene	ug/L	ND	2.0	0.64	05/24/22 14:37	
o-Xylene	ug/L	ND	0.50	0.34	05/24/22 14:37	
sec-Butylbenzene	ug/L	ND	0.50	0.40	05/24/22 14:37	
Styrene	ug/L	ND	0.50	0.29	05/24/22 14:37	
tert-Butylbenzene	ug/L	ND	0.50	0.32	05/24/22 14:37	
Tetrachloroethene	ug/L	ND	0.50	0.29	05/24/22 14:37	
Toluene	ug/L	ND	0.50	0.48	05/24/22 14:37	
trans-1,2-Dichloroethene	ug/L	ND	0.50	0.40	05/24/22 14:37	
trans-1,3-Dichloropropene	ug/L	ND	0.50	0.36	05/24/22 14:37	
Trichloroethene	ug/L	ND	0.50	0.38	05/24/22 14:37	
Trichlorofluoromethane	ug/L	ND	1.0	0.30	05/24/22 14:37	
Vinyl chloride	ug/L	ND	1.0	0.39	05/24/22 14:37	
1,2-Dichloroethane-d4 (S)	%	104	70-130		05/24/22 14:37	
4-Bromofluorobenzene (S)	%	100	70-130		05/24/22 14:37	
Toluene-d8 (S)	%	101	70-130		05/24/22 14:37	

LABORATORY CONTROL SAMPLE: 3654616

Parameter	Units	Spike Conc.	LCS Result	LCS % Rec	% Rec Limits	Qualifiers
1,1,1,2-Tetrachloroethane	ug/L	50	51.0	102	60-140	
1,1,1-Trichloroethane	ug/L	50	47.6	95	60-140	
1,1,2,2-Tetrachloroethane	ug/L	50	50.1	100	60-140	
1,1,2-Trichloroethane	ug/L	50	48.2	96	60-140	
1,1-Dichloroethane	ug/L	50	47.3	95	60-140	
1,1-Dichloroethene	ug/L	50	50.2	100	60-140	
1,1-Dichloropropene	ug/L	50	51.2	102	60-140	
1,2,3-Trichlorobenzene	ug/L	50	47.0	94	60-140	
1,2,3-Trichloropropane	ug/L	50	49.6	99	60-140	
1,2,4-Trichlorobenzene	ug/L	50	49.1	98	60-140	
1,2,4-Trimethylbenzene	ug/L	50	47.3	95	60-140	
1,2-Dibromo-3-chloropropane	ug/L	50	52.6	105	60-140	
1,2-Dibromoethane (EDB)	ug/L	50	48.9	98	60-140	
1,2-Dichlorobenzene	ug/L	50	47.2	94	60-140	
1,2-Dichloroethane	ug/L	50	46.9	94	60-140	
1,2-Dichloropropane	ug/L	50	47.8	96	60-140	

Results presented on this page are in the units indicated by the "Units" column except where an alternate unit is presented to the right of the result.

REPORT OF LABORATORY ANALYSIS

This report shall not be reproduced, except in full,
without the written consent of Pace Analytical Services, LLC.

Pace Analytical Services, LLC
9800 Kincey Ave. Suite 100
Huntersville, NC 28078
(704)875-9092

QUALITY CONTROL DATA

Project: 2020-L1-SR-2448
Pace Project No.: 92605974

LABORATORY CONTROL SAMPLE: 3654616

Parameter	Units	Spike Conc.	LCS Result	LCS % Rec	% Rec Limits	Qualifiers
1,3,5-Trimethylbenzene	ug/L	50	48.5	97	60-140	
1,3-Dichlorobenzene	ug/L	50	46.0	92	60-140	
1,3-Dichloropropane	ug/L	50	49.2	98	60-140	
1,4-Dichlorobenzene	ug/L	50	44.4	89	60-140	
2,2-Dichloropropane	ug/L	50	48.9	98	60-140	
2-Chlorotoluene	ug/L	50	46.0	92	60-140	
4-Chlorotoluene	ug/L	50	47.3	95	60-140	
Benzene	ug/L	50	45.9	92	60-140	
Bromobenzene	ug/L	50	47.5	95	60-140	
Bromochloromethane	ug/L	50	49.0	98	60-140	
Bromodichloromethane	ug/L	50	49.0	98	60-140	
Bromoform	ug/L	50	49.9	100	60-140	
Bromomethane	ug/L	50	43.9	88	60-140	
Carbon tetrachloride	ug/L	50	50.1	100	60-140	
Chlorobenzene	ug/L	50	47.1	94	60-140	
Chloroethane	ug/L	50	56.1	112	60-140	
Chloroform	ug/L	50	46.6	93	60-140	
Chloromethane	ug/L	50	49.5	99	60-140	
cis-1,2-Dichloroethene	ug/L	50	48.6	97	60-140	
cis-1,3-Dichloropropene	ug/L	50	49.1	98	60-140	
Dibromochloromethane	ug/L	50	49.5	99	60-140	
Dibromomethane	ug/L	50	49.3	99	60-140	
Dichlorodifluoromethane	ug/L	50	55.0	110	60-140	
Diisopropyl ether	ug/L	50	51.0	102	60-140	
Ethanol	ug/L	2000	1900	95	60-140	
Ethylbenzene	ug/L	50	47.1	94	60-140	
Hexachloro-1,3-butadiene	ug/L	50	49.9	100	60-140	
Isopropylbenzene (Cumene)	ug/L	50	47.1	94	60-140	
m&p-Xylene	ug/L	100	96.5	96	60-140	
Methyl-tert-butyl ether	ug/L	50	48.5	97	60-140	
Methylene Chloride	ug/L	50	49.3	99	60-140	
n-Butylbenzene	ug/L	50	49.5	99	60-140	
n-Propylbenzene	ug/L	50	46.6	93	60-140	
Naphthalene	ug/L	50	51.1	102	60-140	
o-Xylene	ug/L	50	48.3	97	60-140	
sec-Butylbenzene	ug/L	50	47.9	96	60-140	
Styrene	ug/L	50	49.4	99	60-140	
tert-Butylbenzene	ug/L	50	39.7	79	60-140	
Tetrachloroethene	ug/L	50	50.2	100	60-140	
Toluene	ug/L	50	46.0	92	60-140	
trans-1,2-Dichloroethene	ug/L	50	49.2	98	60-140	
trans-1,3-Dichloropropene	ug/L	50	49.7	99	60-140	
Trichloroethene	ug/L	50	49.0	98	60-140	
Trichlorofluoromethane	ug/L	50	51.4	103	60-140	
Vinyl chloride	ug/L	50	50.1	100	60-140	
1,2-Dichloroethane-d4 (S)	%			94	70-130	
4-Bromofluorobenzene (S)	%			102	70-130	

Results presented on this page are in the units indicated by the "Units" column except where an alternate unit is presented to the right of the result.

REPORT OF LABORATORY ANALYSIS

This report shall not be reproduced, except in full,
without the written consent of Pace Analytical Services, LLC.

Pace Analytical Services, LLC
9800 Kincey Ave. Suite 100
Huntersville, NC 28078
(704)875-9092

QUALITY CONTROL DATA

Project: 2020-L1-SR-2448
Pace Project No.: 92605974

LABORATORY CONTROL SAMPLE: 3654616

Parameter	Units	Spike Conc.	LCS Result	LCS % Rec	% Rec Limits	Qualifiers
Toluene-d8 (S)	%			99	70-130	

MATRIX SPIKE & MATRIX SPIKE DUPLICATE: 3654617 3654618

Parameter	Units	92605284001 Result	MS Spike Conc.	MSD Spike Conc.	MS Result	MSD Result	MS % Rec	MSD % Rec	% Rec Limits	RPD	Max RPD	Qual
1,1,1,2-Tetrachloroethane	ug/L	ND	500	500	406	410	81	82	60-140	1	30	
1,1,1-Trichloroethane	ug/L	ND	500	500	470	447	94	89	60-140	5	30	
1,1,2,2-Tetrachloroethane	ug/L	ND	500	500	524	552	105	110	60-140	5	30	
1,1,2-Trichloroethane	ug/L	ND	500	500	550	535	110	107	60-140	3	30	
1,1-Dichloroethane	ug/L	ND	500	500	519	525	104	105	60-140	1	30	
1,1-Dichloroethene	ug/L	ND	500	500	634	640	127	128	60-140	1	30	
1,1-Dichloropropene	ug/L	ND	500	500	563	569	113	114	60-140	1	30	
1,2,3-Trichlorobenzene	ug/L	ND	500	500	391	416	78	83	60-140	6	30	
1,2,3-Trichloropropane	ug/L	ND	500	500	529	583	106	117	60-140	10	30	
1,2,4-Trichlorobenzene	ug/L	ND	500	500	466	475	93	95	60-140	2	30	
1,2,4-Trimethylbenzene	ug/L	3420	500	500	3980	4120	113	140	60-140	3	30	
1,2-Dibromo-3-chloropropane	ug/L	ND	500	500	466	510	93	102	60-140	9	30	
1,2-Dibromoethane (EDB)	ug/L	ND	500	500	514	542	103	108	60-140	5	30	
1,2-Dichlorobenzene	ug/L	ND	500	500	515	521	103	104	60-140	1	30	
1,2-Dichloroethane	ug/L	ND	500	500	527	489	105	98	60-140	7	30	
1,2-Dichloropropane	ug/L	ND	500	500	528	516	106	103	60-140	2	30	
1,3,5-Trimethylbenzene	ug/L	1260	500	500	1800	1850	109	118	60-140	2	30	
1,3-Dichlorobenzene	ug/L	ND	500	500	510	517	102	103	60-140	1	30	
1,3-Dichloropropane	ug/L	ND	500	500	521	539	104	108	60-140	4	30	
1,4-Dichlorobenzene	ug/L	ND	500	500	488	516	98	103	60-140	6	30	
2,2-Dichloropropane	ug/L	ND	500	500	474	486	95	97	60-140	2	30	
2-Chlorotoluene	ug/L	ND	500	500	472	520	94	104	60-140	10	30	
4-Chlorotoluene	ug/L	ND	500	500	532	541	106	108	60-140	2	30	
Benzene	ug/L	64.1	500	500	563	560	100	99	60-140	1	30	
Bromobenzene	ug/L	ND	500	500	532	534	106	107	60-140	0	30	
Bromochloromethane	ug/L	ND	500	500	477	455	95	91	60-140	5	30	
Bromodichloromethane	ug/L	ND	500	500	382	359	76	72	60-140	6	30	
Bromoform	ug/L	ND	500	500	158	163	32	33	60-140	3	30	M1
Bromomethane	ug/L	ND	500	500	325	355	65	71	60-140	9	30	
Carbon tetrachloride	ug/L	ND	500	500	40.8	32.1	8	6	60-140	24	30	M1
Chlorobenzene	ug/L	ND	500	500	531	548	106	110	60-140	3	30	
Chloroethane	ug/L	ND	500	500	656	646	131	129	60-140	2	30	
Chloroform	ug/L	ND	500	500	518	502	104	100	60-140	3	30	
Chloromethane	ug/L	ND	500	500	696	670	139	134	60-140	4	30	
cis-1,2-Dichloroethene	ug/L	ND	500	500	525	520	105	104	60-140	1	30	
cis-1,3-Dichloropropene	ug/L	ND	500	500	483	465	97	93	60-140	4	30	
Dibromochloromethane	ug/L	ND	500	500	274	274	55	55	60-140	0	30	M1
Dibromomethane	ug/L	ND	500	500	541	543	108	109	60-140	0	30	

Results presented on this page are in the units indicated by the "Units" column except where an alternate unit is presented to the right of the result.

REPORT OF LABORATORY ANALYSIS

This report shall not be reproduced, except in full,
without the written consent of Pace Analytical Services, LLC.

Pace Analytical Services, LLC
9800 Kincey Ave. Suite 100
Huntersville, NC 28078
(704)875-9092

QUALITY CONTROL DATA

Project: 2020-L1-SR-2448
Pace Project No.: 92605974

MATRIX SPIKE & MATRIX SPIKE DUPLICATE: 3654617 3654618

Parameter	Units	92605284001 Result	MS Spike Conc.	MSD Spike Conc.	MS Result	MSD Result	MS % Rec	MSD % Rec	% Rec Limits	RPD	Max RPD	Qual
Dichlorodifluoromethane	ug/L	ND	500	500	590	587	118	117	60-140	0	30	
Diisopropyl ether	ug/L	ND	500	500	547	540	107	106	60-140	1	30	
Ethanol	ug/L	ND	20000	20000	20200	20700	101	103	60-140	3	30	
Ethylbenzene	ug/L	162	500	500	676	706	103	109	60-140	4	30	
Hexachloro-1,3-butadiene	ug/L	ND	500	500	476	502	95	100	60-140	5	30	
Isopropylbenzene (Cumene)	ug/L	132	500	500	649	672	103	108	60-140	3	30	
m&p-Xylene	ug/L	388	1000	1000	1420	1460	103	107	60-140	2	30	
Methyl-tert-butyl ether	ug/L	ND	500	500	526	511	105	102	60-140	3	30	
Methylene Chloride	ug/L	ND	500	500	564	547	113	109	60-140	3	30	
n-Butylbenzene	ug/L	ND	500	500	695	721	139	144	60-140	4	30	M1
n-Propylbenzene	ug/L	548	500	500	1110	1140	112	118	60-140	2	30	
Naphthalene	ug/L	122	500	500	574	623	91	100	60-140	8	30	
o-Xylene	ug/L	20.8	500	500	552	564	106	109	60-140	2	30	
sec-Butylbenzene	ug/L	ND	500	500	602	614	120	123	60-140	2	30	
Styrene	ug/L	ND	500	500	525	539	105	108	60-140	3	30	
tert-Butylbenzene	ug/L	ND	500	500	463	472	93	94	60-140	2	30	
Tetrachloroethene	ug/L	ND	500	500	561	597	112	119	60-140	6	30	
Toluene	ug/L	ND	500	500	549	535	110	107	60-140	3	30	
trans-1,2-Dichloroethene	ug/L	ND	500	500	532	529	106	106	60-140	0	30	
trans-1,3-Dichloropropene	ug/L	ND	500	500	458	460	92	92	60-140	0	30	
Trichloroethene	ug/L	ND	500	500	543	541	109	108	60-140	1	30	
Trichlorofluoromethane	ug/L	ND	500	500	441	412	88	82	60-140	7	30	
Vinyl chloride	ug/L	ND	500	500	571	557	114	111	60-140	2	30	
1,2-Dichloroethane-d4 (S)	%						97	91	70-130			
4-Bromofluorobenzene (S)	%						99	99	70-130			
Toluene-d8 (S)	%						101	101	70-130			

Results presented on this page are in the units indicated by the "Units" column except where an alternate unit is presented to the right of the result.

REPORT OF LABORATORY ANALYSIS

This report shall not be reproduced, except in full,
without the written consent of Pace Analytical Services, LLC.

Pace Analytical Services, LLC
9800 Kincey Ave. Suite 100
Huntersville, NC 28078
(704)875-9092

QUALIFIERS

Project: 2020-L1-SR-2448
Pace Project No.: 92605974

DEFINITIONS

DF - Dilution Factor, if reported, represents the factor applied to the reported data due to dilution of the sample aliquot.

ND - Not Detected at or above adjusted reporting limit.

TNTC - Too Numerous To Count

J - Estimated concentration above the adjusted method detection limit and below the adjusted reporting limit.

MDL - Adjusted Method Detection Limit.

PQL - Practical Quantitation Limit.

RL - Reporting Limit - The lowest concentration value that meets project requirements for quantitative data with known precision and bias for a specific analyte in a specific matrix.

S - Surrogate

1,2-Diphenylhydrazine decomposes to and cannot be separated from Azobenzene using Method 8270. The result for each analyte is a combined concentration.

Consistent with EPA guidelines, unrounded data are displayed and have been used to calculate % recovery and RPD values.

LCS(D) - Laboratory Control Sample (Duplicate)

MS(D) - Matrix Spike (Duplicate)

DUP - Sample Duplicate

RPD - Relative Percent Difference

NC - Not Calculable.

SG - Silica Gel - Clean-Up

U - Indicates the compound was analyzed for, but not detected.

Acid preservation may not be appropriate for 2 Chloroethylvinyl ether.

A separate vial preserved to a pH of 4-5 is recommended in SW846 Chapter 4 for the analysis of Acrolein and Acrylonitrile by EPA Method 8260.

N-Nitrosodiphenylamine decomposes and cannot be separated from Diphenylamine using Method 8270. The result reported for each analyte is a combined concentration.

Reported results are not rounded until the final step prior to reporting. Therefore, calculated parameters that are typically reported as "Total" may vary slightly from the sum of the reported component parameters.

Pace Analytical is TNI accredited. Contact your Pace PM for the current list of accredited analytes.

TNI - The NELAC Institute.

ANALYTE QUALIFIERS

M1	Matrix spike recovery exceeded QC limits. Batch accepted based on laboratory control sample (LCS) recovery.
N2	The lab does not hold NELAC/TNI accreditation for this parameter but other accreditations/certifications may apply. A complete list of accreditations/certifications is available upon request.

This report shall not be reproduced, except in full,
without the written consent of Pace Analytical Services, LLC.

Pace Analytical Services, LLC
9800 Kincey Ave. Suite 100
Huntersville, NC 28078
(704)875-9092

QUALITY CONTROL DATA CROSS REFERENCE TABLE

Project: 2020-L1-SR-2448
Pace Project No.: 92605974

Lab ID	Sample ID	QC Batch Method	QC Batch	Analytical Method	Analytical Batch
92605974001	**13835_AC_RD**	MADEP VPH	700214		
92605974001	**13835_AC_RD**	EPA 3010A	702514	EPA 6020B	702632
92605974001	**13835_AC_RD**	SM 6200B	700144		

This report shall not be reproduced, except in full,
without the written consent of Pace Analytical Services, LLC.

CHAIN-OF-CUSTODY Analytical Request Document

Pace Analytical

Chain-of-Custody is a LEGAL DOCUMENT - Complete all relevent fields

WO# : 92605974

92605974

Workorder Number or ONLY

Company: Apex Companies

Billing Information:

Address: 5900 Northwoods Bus. Pkwy Ste O. Tom.Naumann@apexcos.com

Report To: Andrew Street — Email To: andrew.street@apexcos.com

Copy To: Tom Naumann — Site Collection Info/Address:

Customer Project Name/Number: 2020-LI-SP-2448 — State: NC — County/City: Huntersville — Time Zone Collected: [ ] PT [ ] MT [ ] CT [ ] ET

Phone: — Email: — Site/Facility ID #: CPC Huntersville — Compliance Monitoring? [ ] Yes [ ] No

Collected By (print): Matt T. — Purchase Order #: — Quote #: — DW PWS ID #: — DW Location Code:

Collected By (signature): — Turnaround Date Required: ASAP — Immediately Packed on Ice: [✓] Yes [ ] No

Sample Disposal: [✓] Dispose as appropriate [ ] Return [ ] Archive: [ ] Hold: — Rush: [ ] Same Day [ ] Next Day [ ] 2 Day [ ] 3 Day [ ] 4 Day [ ] 5 Day (Expedite Charges Apply) — Field Filtered (if applicable): [ ] Yes [ ] No — Analysis:

* Matrix Codes (Insert in Matrix box below): Drinking Water (DW), Ground Water (GW), Wastewater (WW), Product (P), Soil/Solid (SL), Oil (OL), Wipe (WP), Air (AR), Tissue (TS), Bioassay (B), Vapor (V), Other (OT)

Container Preservative Type: 3 | 1 | | | | | | | | |

** Preservative Types: (1) nitric acid, (2) sulfuric acid, (3) hydrochloric acid, (4) sodium hydroxide, (5) zinc acetate, (6) methanol, (7) sodium bisulfate, (8) sodium thiosulfate, (9) hexane, (A) ascorbic acid, (B) ammonium sulfate, (C) ammonium hydroxide, (D) TSP, (U) Unpreserved, (O) Other

Customer Sample ID	Matrix *	Comp / Grab	Collected (or Composite Start) Date	Collected (or Composite Start) Time	Composite End Date	Composite End Time	Res Cl	# of Ctns	VOC 6200B	MADEP VPH	Lead	Analyses
13835_AC_RD	DW	G	5-24-22	0940				6	X	X	X	

Lab Profile/Line:

Lab Sample Receipt Checklist:

Custody Seals Present/Intact	Y (N)	NA
Custody Signatures Present	Y (N)	NA
Collector Signature Present	Y (N)	NA
Bottles Intact	(Y) N	NA
Correct Bottles	(Y) N	NA
Sufficient Volume	(Y) N	NA
Samples Received on Ice	(Y) N	NA
VOA - Headspace Acceptable	(Y) N	NA
USDA Regulated Soils	Y N	(NA)
Samples in Holding Time	(Y) N	NA
Residual Chlorine Present	Y N	(NA)
Cl Strips:		
Sample pH Acceptable	(Y) N	NA
pH Strips: 223619 AV		
Sulfide Present	Y N	(NA)
Lead Acetate Strips:		

LAB USE ONLY:
Lab Sample # / Comments:
92605974 MS 5/24/22

Customer Remarks / Special Conditions / Possible Hazards:

Type of Ice Used: (Wet) Blue Dry None

Packing Material Used: BUBBLE BAG

Radchem sample(s) screened (<500 cpm): Y N (NA)

SHORT HOLDS PRESENT (<72 hours): Y (N) N/A

Lab Tracking #: 2518051

Samples received via: FEDEX UPS (Client) Courier Pace Courier

Lab Sample Temperature Info:
Temp Blank Received: Y (N) NA
Therm ID#: 92TOC04
Cooler 1 Temp Upon Receipt: 4.3 oC
Cooler 1 Therm Corr. Factor: 0 oC
Cooler 1 Corrected Temp: 4.3 oC
Comments:

Relinquished by/Company: (Signature)	Date/Time:	Received by/Company: (Signature)	Date/Time:
Tex / Apex	5-24-22 / 1038	KB / PACE HVL	5/24/22 10:38
Relinquished by/Company: (Signature)	Date/Time:	Received by/Company: (Signature)	Date/Time:
Relinquished by/Company: (Signature)	Date/Time:	Received by/Company: (Signature)	Date/Time:

MTJL LAB USE ONLY
Table #:
Acctnum:
Template:
Prelogin:
PM:
PB:

Trip Blank Received: Y (N) NA
HCL MeOH TSP (Other)

Non Conformance(s): YES / (NO)

Page: 1 of: 1

Pace Analytical Services, LLC
9800 Kincey Ave. Suite 100
Huntersville, NC 28078
(704)875-9092

June 08, 2022

Andrew Street
Apex Companies - NC
5900 Northwoods Business Pkwy
Suite 5900-0
Charlotte, NC 28269

RE: Project: 2020-L1-SR-2448
Pace Project No.: 92605977

Dear Andrew Street:

Enclosed are the analytical results for sample(s) received by the laboratory on May 24, 2022. The results relate only to the samples included in this report. Results reported herein conform to the applicable TNI/NELAC Standards and the laboratory's Quality Manual, where applicable, unless otherwise noted in the body of the report.

The test results provided in this final report were generated by each of the following laboratories within the Pace Network:

- Pace Analytical Services - Asheville
- Pace Analytical Services - Charlotte

If you have any questions concerning this report, please feel free to contact me.

Sincerely,

Angela M. Baioni

Angela Baioni
angela.baioni@pacelabs.com
(704)875-9092
Project Manager

Enclosures

cc: J Culbreath, Colonial Pipeline Company
Naomi Fretz, APEX Companies, LLC
Robert Hughes, Colonial Pipeline
Jamie Moran, APEX Companies, LLC
Jeff Morrison, Colonial Pipeline Company
Tom Naumann, APEX Companies - NC
Joe Nicolette, Montrose-EPS
Kaitlyn Nootens, Apex Companies
Christopher Schultz, Apex Companies
Matt Teixeira, Apex Companies, LLC
Michael Verdon, Colonial Pipeline Company
JM Wyatt, Colonial Pipeline Company

REPORT OF LABORATORY ANALYSIS

This report shall not be reproduced, except in full,
without the written consent of Pace Analytical Services, LLC.

Pace Analytical Services, LLC
9800 Kincey Ave. Suite 100
Huntersville, NC 28078
(704)875-9092

CERTIFICATIONS

Project: 2020-L1-SR-2448
Pace Project No.: 92605977

Pace Analytical Services Charlotte

South Carolina Laboratory ID: 99006
9800 Kincey Ave. Ste 100, Huntersville, NC 28078
North Carolina Drinking Water Certification #: 37706
North Carolina Field Services Certification #: 5342
North Carolina Wastewater Certification #: 12
South Carolina Laboratory ID: 99006
South Carolina Certification #: 99006001
South Carolina Drinking Water Cert. #: 99006003
Florida/NELAP Certification #: E87627
Kentucky UST Certification #: 84
Louisiana DoH Drinking Water #: LA029
Virginia/VELAP Certification #: 460221

Pace Analytical Services Asheville

2225 Riverside Drive, Asheville, NC 28804
Florida/NELAP Certification #: E87648
North Carolina Drinking Water Certification #: 37712
North Carolina Wastewater Certification #: 40
South Carolina Laboratory ID: 99030
South Carolina Certification #: 99030001
Virginia/VELAP Certification #: 460222

This report shall not be reproduced, except in full,
without the written consent of Pace Analytical Services, LLC.

Pace Analytical Services, LLC
9800 Kincey Ave. Suite 100
Huntersville, NC 28078
(704)875-9092

SAMPLE SUMMARY

Project: 2020-L1-SR-2448
Pace Project No.: 92605977

Lab ID	Sample ID	Matrix	Date Collected	Date Received
92605977001	**14226_HC_RD**	Water	05/24/22 10:03	05/24/22 10:38

REPORT OF LABORATORY ANALYSIS

This report shall not be reproduced, except in full,
without the written consent of Pace Analytical Services, LLC.

Pace Analytical Services, LLC
9800 Kincey Ave. Suite 100
Huntersville, NC 28078
(704)875-9092

SAMPLE ANALYTE COUNT

Project: 2020-L1-SR-2448
Pace Project No.: 92605977

Lab ID	Sample ID	Method	Analysts	Analytes Reported	Laboratory
92605977001	**14226_HC_RD**	MADEP VPH	LMB	6	PASI-C
		EPA 6020B	CRW	1	PASI-A
		SM 6200B	SAS	64	PASI-C

PASI-A = Pace Analytical Services - Asheville
PASI-C = Pace Analytical Services - Charlotte

This report shall not be reproduced, except in full,
without the written consent of Pace Analytical Services, LLC.

Pace Analytical Services, LLC
9800 Kincey Ave. Suite 100
Huntersville, NC 28078
(704)875-9092

ANALYTICAL RESULTS

Project: 2020-L1-SR-2448
Pace Project No.: 92605977

Sample: 14226_HC_RD **Lab ID: 92605977001** Collected: 05/24/22 10:03 Received: 05/24/22 10:38 Matrix: Water

Parameters	Results	Units	Report Limit	MDL	DF	Prepared	Analyzed	CAS No.	Qual
VPH NC Water	Analytical Method: MADEP VPH Pace Analytical Services - Charlotte								
Total VPH (C5-C12)	ND	ug/L	50.0	50.0	1		05/24/22 18:48		N2
Aliphatic (C05-C08)	ND	ug/L	50.0	50.0	1		05/24/22 18:48		N2
Aliphatic(C09-C12) Adjusted	ND	ug/L	50.0	50.0	1		05/24/22 18:48		N2
Aromatic (C09-C10)	ND	ug/L	50.0	50.0	1		05/24/22 18:48		N2
Surrogates									
4-Bromofluorobenzene (FID) (S)	101	%	70-130		1		05/24/22 18:48	460-00-4	
4-Bromofluorobenzene (PID) (S)	97	%	70-130		1		05/24/22 18:48	460-00-4	
6020 MET ICPMS	Analytical Method: EPA 6020B Preparation Method: EPA 3010A Pace Analytical Services - Asheville								
Lead	**0.49J**	ug/L	1.0	0.077	1	06/07/22 00:54	06/07/22 21:03	7439-92-1	
6200B MSV	Analytical Method: SM 6200B Pace Analytical Services - Charlotte								
Benzene	ND	ug/L	0.50	0.34	1		05/24/22 19:29	71-43-2	
Bromobenzene	ND	ug/L	0.50	0.29	1		05/24/22 19:29	108-86-1	
Bromochloromethane	ND	ug/L	0.50	0.47	1		05/24/22 19:29	74-97-5	
Bromodichloromethane	ND	ug/L	0.50	0.31	1		05/24/22 19:29	75-27-4	
Bromoform	ND	ug/L	0.50	0.34	1		05/24/22 19:29	75-25-2	
Bromomethane	ND	ug/L	5.0	1.7	1		05/24/22 19:29	74-83-9	
n-Butylbenzene	ND	ug/L	0.50	0.49	1		05/24/22 19:29	104-51-8	
sec-Butylbenzene	ND	ug/L	0.50	0.40	1		05/24/22 19:29	135-98-8	
tert-Butylbenzene	ND	ug/L	0.50	0.32	1		05/24/22 19:29	98-06-6	
Carbon tetrachloride	ND	ug/L	0.50	0.33	1		05/24/22 19:29	56-23-5	
Chlorobenzene	ND	ug/L	0.50	0.28	1		05/24/22 19:29	108-90-7	
Chloroethane	ND	ug/L	1.0	0.65	1		05/24/22 19:29	75-00-3	
Chloroform	ND	ug/L	0.50	0.43	1		05/24/22 19:29	67-66-3	
Chloromethane	ND	ug/L	1.0	0.54	1		05/24/22 19:29	74-87-3	
2-Chlorotoluene	ND	ug/L	0.50	0.32	1		05/24/22 19:29	95-49-8	
4-Chlorotoluene	ND	ug/L	0.50	0.32	1		05/24/22 19:29	106-43-4	
1,2-Dibromo-3-chloropropane	ND	ug/L	1.0	0.34	1		05/24/22 19:29	96-12-8	
Dibromochloromethane	ND	ug/L	0.50	0.36	1		05/24/22 19:29	124-48-1	
1,2-Dibromoethane (EDB)	ND	ug/L	0.50	0.27	1		05/24/22 19:29	106-93-4	
Dibromomethane	ND	ug/L	0.50	0.39	1		05/24/22 19:29	74-95-3	
1,2-Dichlorobenzene	ND	ug/L	0.50	0.34	1		05/24/22 19:29	95-50-1	
1,3-Dichlorobenzene	ND	ug/L	0.50	0.34	1		05/24/22 19:29	541-73-1	
1,4-Dichlorobenzene	ND	ug/L	0.50	0.33	1		05/24/22 19:29	106-46-7	
Dichlorodifluoromethane	ND	ug/L	0.50	0.35	1		05/24/22 19:29	75-71-8	
1,1-Dichloroethane	ND	ug/L	0.50	0.37	1		05/24/22 19:29	75-34-3	
1,2-Dichloroethane	ND	ug/L	0.50	0.32	1		05/24/22 19:29	107-06-2	
1,1-Dichloroethene	ND	ug/L	0.50	0.35	1		05/24/22 19:29	75-35-4	
cis-1,2-Dichloroethene	ND	ug/L	0.50	0.38	1		05/24/22 19:29	156-59-2	
trans-1,2-Dichloroethene	ND	ug/L	0.50	0.40	1		05/24/22 19:29	156-60-5	
1,2-Dichloropropane	ND	ug/L	0.50	0.36	1		05/24/22 19:29	78-87-5	
1,3-Dichloropropane	ND	ug/L	0.50	0.28	1		05/24/22 19:29	142-28-9	

REPORT OF LABORATORY ANALYSIS

This report shall not be reproduced, except in full,
without the written consent of Pace Analytical Services, LLC.

Pace Analytical Services, LLC
9800 Kincey Ave. Suite 100
Huntersville, NC 28078
(704)875-9092

ANALYTICAL RESULTS

Project: 2020-L1-SR-2448
Pace Project No.: 92605977

Sample: 14226_HC_RD **Lab ID: 92605977001** Collected: 05/24/22 10:03 Received: 05/24/22 10:38 Matrix: Water

Parameters	Results	Units	Report Limit	MDL	DF	Prepared	Analyzed	CAS No.	Qual
6200B MSV	Analytical Method: SM 6200B Pace Analytical Services - Charlotte								
2,2-Dichloropropane	ND	ug/L	0.50	0.39	1		05/24/22 19:29	594-20-7	
1,1-Dichloropropene	ND	ug/L	0.50	0.43	1		05/24/22 19:29	563-58-6	
cis-1,3-Dichloropropene	ND	ug/L	0.50	0.36	1		05/24/22 19:29	10061-01-5	
trans-1,3-Dichloropropene	ND	ug/L	0.50	0.36	1		05/24/22 19:29	10061-02-6	
Diisopropyl ether	ND	ug/L	0.50	0.31	1		05/24/22 19:29	108-20-3	
Ethanol	ND	ug/L	200	72.2	1		05/24/22 19:29	64-17-5	
Ethylbenzene	ND	ug/L	0.50	0.30	1		05/24/22 19:29	100-41-4	
Hexachloro-1,3-butadiene	ND	ug/L	2.0	1.5	1		05/24/22 19:29	87-68-3	
Isopropylbenzene (Cumene)	ND	ug/L	0.50	0.33	1		05/24/22 19:29	98-82-8	
Methylene Chloride	ND	ug/L	2.0	2.0	1		05/24/22 19:29	75-09-2	
Methyl-tert-butyl ether	ND	ug/L	0.50	0.42	1		05/24/22 19:29	1634-04-4	
Naphthalene	ND	ug/L	2.0	0.64	1		05/24/22 19:29	91-20-3	
n-Propylbenzene	ND	ug/L	0.50	0.34	1		05/24/22 19:29	103-65-1	
Styrene	ND	ug/L	0.50	0.29	1		05/24/22 19:29	100-42-5	
1,1,1,2-Tetrachloroethane	ND	ug/L	0.50	0.31	1		05/24/22 19:29	630-20-6	
1,1,2,2-Tetrachloroethane	ND	ug/L	0.50	0.22	1		05/24/22 19:29	79-34-5	
Tetrachloroethene	ND	ug/L	0.50	0.29	1		05/24/22 19:29	127-18-4	
Toluene	ND	ug/L	0.50	0.48	1		05/24/22 19:29	108-88-3	
1,2,3-Trichlorobenzene	ND	ug/L	2.0	0.81	1		05/24/22 19:29	87-61-6	
1,2,4-Trichlorobenzene	ND	ug/L	2.0	0.64	1		05/24/22 19:29	120-82-1	
1,1,1-Trichloroethane	ND	ug/L	0.50	0.33	1		05/24/22 19:29	71-55-6	
1,1,2-Trichloroethane	ND	ug/L	0.50	0.32	1		05/24/22 19:29	79-00-5	
Trichloroethene	ND	ug/L	0.50	0.38	1		05/24/22 19:29	79-01-6	
Trichlorofluoromethane	ND	ug/L	1.0	0.30	1		05/24/22 19:29	75-69-4	
1,2,3-Trichloropropane	ND	ug/L	0.50	0.26	1		05/24/22 19:29	96-18-4	
1,2,4-Trimethylbenzene	ND	ug/L	0.50	0.50	1		05/24/22 19:29	95-63-6	
1,3,5-Trimethylbenzene	ND	ug/L	0.50	0.33	1		05/24/22 19:29	108-67-8	
Vinyl chloride	ND	ug/L	1.0	0.39	1		05/24/22 19:29	75-01-4	
m&p-Xylene	ND	ug/L	1.0	0.71	1		05/24/22 19:29	179601-23-1	
o-Xylene	ND	ug/L	0.50	0.34	1		05/24/22 19:29	95-47-6	
Surrogates									
1,2-Dichloroethane-d4 (S)	103	%	70-130		1		05/24/22 19:29	17060-07-0	
4-Bromofluorobenzene (S)	96	%	70-130		1		05/24/22 19:29	460-00-4	
Toluene-d8 (S)	101	%	70-130		1		05/24/22 19:29	2037-26-5	

REPORT OF LABORATORY ANALYSIS

This report shall not be reproduced, except in full,
without the written consent of Pace Analytical Services, LLC.

Pace Analytical Services, LLC
9800 Kincey Ave. Suite 100
Huntersville, NC 28078
(704)875-9092

QUALITY CONTROL DATA

Project: 2020-L1-SR-2448
Pace Project No.: 92605977

QC Batch: 700214
QC Batch Method: MADEP VPH
Analysis Method: MADEP VPH
Analysis Description: VPH NC Water
Laboratory: Pace Analytical Services - Charlotte
Associated Lab Samples: 92605977001

METHOD BLANK: 3654997 Matrix: Water
Associated Lab Samples: 92605977001

Parameter	Units	Blank Result	Reporting Limit	MDL	Analyzed	Qualifiers
Aliphatic (C05-C08)	ug/L	ND	50.0	50.0	05/24/22 15:26	N2
Aromatic (C09-C10)	ug/L	ND	50.0	50.0	05/24/22 15:26	N2
4-Bromofluorobenzene (FID) (S)	%	97	70-130		05/24/22 15:26	
4-Bromofluorobenzene (PID) (S)	%	93	70-130		05/24/22 15:26	

LABORATORY CONTROL SAMPLE & LCSD: 3654998 3654999

Parameter	Units	Spike Conc.	LCS Result	LCSD Result	LCS % Rec	LCSD % Rec	% Rec Limits	RPD	Max RPD	Qualifiers
Aliphatic (C05-C08)	ug/L	300	319	337	106	112	70-130	6	25	N2
Aromatic (C09-C10)	ug/L	100	107	105	107	105	70-130	2	25	N2
4-Bromofluorobenzene (FID) (S)	%				102	100	70-130			
4-Bromofluorobenzene (PID) (S)	%				99	97	70-130			

Results presented on this page are in the units indicated by the "Units" column except where an alternate unit is presented to the right of the result.

REPORT OF LABORATORY ANALYSIS

This report shall not be reproduced, except in full,
without the written consent of Pace Analytical Services, LLC.

Pace Analytical Services, LLC
9800 Kincey Ave. Suite 100
Huntersville, NC 28078
(704)875-9092

QUALITY CONTROL DATA

Project: 2020-L1-SR-2448
Pace Project No.: 92605977

QC Batch: 702514
QC Batch Method: EPA 3010A
Analysis Method: EPA 6020B
Analysis Description: 6020 MET
Laboratory: Pace Analytical Services - Asheville
Associated Lab Samples: 92605977001

METHOD BLANK: 3666281 Matrix: Water
Associated Lab Samples: 92605977001

Parameter	Units	Blank Result	Reporting Limit	MDL	Analyzed	Qualifiers
Lead	ug/L	ND	1.0	0.077	06/07/22 19:18	

LABORATORY CONTROL SAMPLE: 3666282

Parameter	Units	Spike Conc.	LCS Result	LCS % Rec	% Rec Limits	Qualifiers
Lead	ug/L	50	49.7	99	80-120	

MATRIX SPIKE & MATRIX SPIKE DUPLICATE: 3666283 3666284

Parameter	Units	92603677001 Result	MS Spike Conc.	MSD Spike Conc.	MS Result	MSD Result	MS % Rec	MSD % Rec	% Rec Limits	RPD	Max RPD	Qual
Lead	ug/L	16.4	50	50	65.2	65.5	98	98	75-125	1	20	

Results presented on this page are in the units indicated by the "Units" column except where an alternate unit is presented to the right of the result.

REPORT OF LABORATORY ANALYSIS

This report shall not be reproduced, except in full,
without the written consent of Pace Analytical Services, LLC.

Pace Analytical Services, LLC
9800 Kincey Ave. Suite 100
Huntersville, NC 28078
(704)875-9092

QUALITY CONTROL DATA

Project: 2020-L1-SR-2448
Pace Project No.: 92605977

QC Batch: 700144
QC Batch Method: SM 6200B
Analysis Method: SM 6200B
Analysis Description: 6200B MSV
Laboratory: Pace Analytical Services - Charlotte

Associated Lab Samples: 92605977001

METHOD BLANK: 3654615 Matrix: Water
Associated Lab Samples: 92605977001

Parameter	Units	Blank Result	Reporting Limit	MDL	Analyzed	Qualifiers
1,1,1,2-Tetrachloroethane	ug/L	ND	0.50	0.31	05/24/22 14:37	
1,1,1-Trichloroethane	ug/L	ND	0.50	0.33	05/24/22 14:37	
1,1,2,2-Tetrachloroethane	ug/L	ND	0.50	0.22	05/24/22 14:37	
1,1,2-Trichloroethane	ug/L	ND	0.50	0.32	05/24/22 14:37	
1,1-Dichloroethane	ug/L	ND	0.50	0.37	05/24/22 14:37	
1,1-Dichloroethene	ug/L	ND	0.50	0.35	05/24/22 14:37	
1,1-Dichloropropene	ug/L	ND	0.50	0.43	05/24/22 14:37	
1,2,3-Trichlorobenzene	ug/L	ND	2.0	0.81	05/24/22 14:37	
1,2,3-Trichloropropane	ug/L	ND	0.50	0.26	05/24/22 14:37	
1,2,4-Trichlorobenzene	ug/L	ND	2.0	0.64	05/24/22 14:37	
1,2,4-Trimethylbenzene	ug/L	ND	0.50	0.50	05/24/22 14:37	
1,2-Dibromo-3-chloropropane	ug/L	ND	1.0	0.34	05/24/22 14:37	
1,2-Dibromoethane (EDB)	ug/L	ND	0.50	0.27	05/24/22 14:37	
1,2-Dichlorobenzene	ug/L	ND	0.50	0.34	05/24/22 14:37	
1,2-Dichloroethane	ug/L	ND	0.50	0.32	05/24/22 14:37	
1,2-Dichloropropane	ug/L	ND	0.50	0.36	05/24/22 14:37	
1,3,5-Trimethylbenzene	ug/L	ND	0.50	0.33	05/24/22 14:37	
1,3-Dichlorobenzene	ug/L	ND	0.50	0.34	05/24/22 14:37	
1,3-Dichloropropane	ug/L	ND	0.50	0.28	05/24/22 14:37	
1,4-Dichlorobenzene	ug/L	ND	0.50	0.33	05/24/22 14:37	
2,2-Dichloropropane	ug/L	ND	0.50	0.39	05/24/22 14:37	
2-Chlorotoluene	ug/L	ND	0.50	0.32	05/24/22 14:37	
4-Chlorotoluene	ug/L	ND	0.50	0.32	05/24/22 14:37	
Benzene	ug/L	ND	0.50	0.34	05/24/22 14:37	
Bromobenzene	ug/L	ND	0.50	0.29	05/24/22 14:37	
Bromochloromethane	ug/L	ND	0.50	0.47	05/24/22 14:37	
Bromodichloromethane	ug/L	ND	0.50	0.31	05/24/22 14:37	
Bromoform	ug/L	ND	0.50	0.34	05/24/22 14:37	
Bromomethane	ug/L	ND	5.0	1.7	05/24/22 14:37	
Carbon tetrachloride	ug/L	ND	0.50	0.33	05/24/22 14:37	
Chlorobenzene	ug/L	ND	0.50	0.28	05/24/22 14:37	
Chloroethane	ug/L	ND	1.0	0.65	05/24/22 14:37	
Chloroform	ug/L	ND	0.50	0.43	05/24/22 14:37	
Chloromethane	ug/L	ND	1.0	0.54	05/24/22 14:37	
cis-1,2-Dichloroethene	ug/L	ND	0.50	0.38	05/24/22 14:37	
cis-1,3-Dichloropropene	ug/L	ND	0.50	0.36	05/24/22 14:37	
Dibromochloromethane	ug/L	ND	0.50	0.36	05/24/22 14:37	
Dibromomethane	ug/L	ND	0.50	0.39	05/24/22 14:37	
Dichlorodifluoromethane	ug/L	ND	0.50	0.35	05/24/22 14:37	
Diisopropyl ether	ug/L	ND	0.50	0.31	05/24/22 14:37	

Results presented on this page are in the units indicated by the "Units" column except where an alternate unit is presented to the right of the result.

REPORT OF LABORATORY ANALYSIS

This report shall not be reproduced, except in full,
without the written consent of Pace Analytical Services, LLC.

Pace Analytical Services, LLC
9800 Kincey Ave. Suite 100
Huntersville, NC 28078
(704)875-9092

QUALITY CONTROL DATA

Project: 2020-L1-SR-2448
Pace Project No.: 92605977

METHOD BLANK: 3654615 Matrix: Water
Associated Lab Samples: 92605977001

Parameter	Units	Blank Result	Reporting Limit	MDL	Analyzed	Qualifiers
Ethanol	ug/L	ND	200	72.2	05/24/22 14:37	
Ethylbenzene	ug/L	ND	0.50	0.30	05/24/22 14:37	
Hexachloro-1,3-butadiene	ug/L	ND	2.0	1.5	05/24/22 14:37	
Isopropylbenzene (Cumene)	ug/L	ND	0.50	0.33	05/24/22 14:37	
m&p-Xylene	ug/L	ND	1.0	0.71	05/24/22 14:37	
Methyl-tert-butyl ether	ug/L	ND	0.50	0.42	05/24/22 14:37	
Methylene Chloride	ug/L	ND	2.0	2.0	05/24/22 14:37	
n-Butylbenzene	ug/L	ND	0.50	0.49	05/24/22 14:37	
n-Propylbenzene	ug/L	ND	0.50	0.34	05/24/22 14:37	
Naphthalene	ug/L	ND	2.0	0.64	05/24/22 14:37	
o-Xylene	ug/L	ND	0.50	0.34	05/24/22 14:37	
sec-Butylbenzene	ug/L	ND	0.50	0.40	05/24/22 14:37	
Styrene	ug/L	ND	0.50	0.29	05/24/22 14:37	
tert-Butylbenzene	ug/L	ND	0.50	0.32	05/24/22 14:37	
Tetrachloroethene	ug/L	ND	0.50	0.29	05/24/22 14:37	
Toluene	ug/L	ND	0.50	0.48	05/24/22 14:37	
trans-1,2-Dichloroethene	ug/L	ND	0.50	0.40	05/24/22 14:37	
trans-1,3-Dichloropropene	ug/L	ND	0.50	0.36	05/24/22 14:37	
Trichloroethene	ug/L	ND	0.50	0.38	05/24/22 14:37	
Trichlorofluoromethane	ug/L	ND	1.0	0.30	05/24/22 14:37	
Vinyl chloride	ug/L	ND	1.0	0.39	05/24/22 14:37	
1,2-Dichloroethane-d4 (S)	%	104	70-130		05/24/22 14:37	
4-Bromofluorobenzene (S)	%	100	70-130		05/24/22 14:37	
Toluene-d8 (S)	%	101	70-130		05/24/22 14:37	

LABORATORY CONTROL SAMPLE: 3654616

Parameter	Units	Spike Conc.	LCS Result	LCS % Rec	% Rec Limits	Qualifiers
1,1,1,2-Tetrachloroethane	ug/L	50	51.0	102	60-140	
1,1,1-Trichloroethane	ug/L	50	47.6	95	60-140	
1,1,2,2-Tetrachloroethane	ug/L	50	50.1	100	60-140	
1,1,2-Trichloroethane	ug/L	50	48.2	96	60-140	
1,1-Dichloroethane	ug/L	50	47.3	95	60-140	
1,1-Dichloroethene	ug/L	50	50.2	100	60-140	
1,1-Dichloropropene	ug/L	50	51.2	102	60-140	
1,2,3-Trichlorobenzene	ug/L	50	47.0	94	60-140	
1,2,3-Trichloropropane	ug/L	50	49.6	99	60-140	
1,2,4-Trichlorobenzene	ug/L	50	49.1	98	60-140	
1,2,4-Trimethylbenzene	ug/L	50	47.3	95	60-140	
1,2-Dibromo-3-chloropropane	ug/L	50	52.6	105	60-140	
1,2-Dibromoethane (EDB)	ug/L	50	48.9	98	60-140	
1,2-Dichlorobenzene	ug/L	50	47.2	94	60-140	
1,2-Dichloroethane	ug/L	50	46.9	94	60-140	
1,2-Dichloropropane	ug/L	50	47.8	96	60-140	

Results presented on this page are in the units indicated by the "Units" column except where an alternate unit is presented to the right of the result.

REPORT OF LABORATORY ANALYSIS

This report shall not be reproduced, except in full,
without the written consent of Pace Analytical Services, LLC.

Pace Analytical Services, LLC
9800 Kincey Ave. Suite 100
Huntersville, NC 28078
(704)875-9092

QUALITY CONTROL DATA

Project: 2020-L1-SR-2448
Pace Project No.: 92605977

LABORATORY CONTROL SAMPLE: 3654616

Parameter	Units	Spike Conc.	LCS Result	LCS % Rec	% Rec Limits	Qualifiers
1,3,5-Trimethylbenzene	ug/L	50	48.5	97	60-140	
1,3-Dichlorobenzene	ug/L	50	46.0	92	60-140	
1,3-Dichloropropane	ug/L	50	49.2	98	60-140	
1,4-Dichlorobenzene	ug/L	50	44.4	89	60-140	
2,2-Dichloropropane	ug/L	50	48.9	98	60-140	
2-Chlorotoluene	ug/L	50	46.0	92	60-140	
4-Chlorotoluene	ug/L	50	47.3	95	60-140	
Benzene	ug/L	50	45.9	92	60-140	
Bromobenzene	ug/L	50	47.5	95	60-140	
Bromochloromethane	ug/L	50	49.0	98	60-140	
Bromodichloromethane	ug/L	50	49.0	98	60-140	
Bromoform	ug/L	50	49.9	100	60-140	
Bromomethane	ug/L	50	43.9	88	60-140	
Carbon tetrachloride	ug/L	50	50.1	100	60-140	
Chlorobenzene	ug/L	50	47.1	94	60-140	
Chloroethane	ug/L	50	56.1	112	60-140	
Chloroform	ug/L	50	46.6	93	60-140	
Chloromethane	ug/L	50	49.5	99	60-140	
cis-1,2-Dichloroethene	ug/L	50	48.6	97	60-140	
cis-1,3-Dichloropropene	ug/L	50	49.1	98	60-140	
Dibromochloromethane	ug/L	50	49.5	99	60-140	
Dibromomethane	ug/L	50	49.3	99	60-140	
Dichlorodifluoromethane	ug/L	50	55.0	110	60-140	
Diisopropyl ether	ug/L	50	51.0	102	60-140	
Ethanol	ug/L	2000	1900	95	60-140	
Ethylbenzene	ug/L	50	47.1	94	60-140	
Hexachloro-1,3-butadiene	ug/L	50	49.9	100	60-140	
Isopropylbenzene (Cumene)	ug/L	50	47.1	94	60-140	
m&p-Xylene	ug/L	100	96.5	96	60-140	
Methyl-tert-butyl ether	ug/L	50	48.5	97	60-140	
Methylene Chloride	ug/L	50	49.3	99	60-140	
n-Butylbenzene	ug/L	50	49.5	99	60-140	
n-Propylbenzene	ug/L	50	46.6	93	60-140	
Naphthalene	ug/L	50	51.1	102	60-140	
o-Xylene	ug/L	50	48.3	97	60-140	
sec-Butylbenzene	ug/L	50	47.9	96	60-140	
Styrene	ug/L	50	49.4	99	60-140	
tert-Butylbenzene	ug/L	50	39.7	79	60-140	
Tetrachloroethene	ug/L	50	50.2	100	60-140	
Toluene	ug/L	50	46.0	92	60-140	
trans-1,2-Dichloroethene	ug/L	50	49.2	98	60-140	
trans-1,3-Dichloropropene	ug/L	50	49.7	99	60-140	
Trichloroethene	ug/L	50	49.0	98	60-140	
Trichlorofluoromethane	ug/L	50	51.4	103	60-140	
Vinyl chloride	ug/L	50	50.1	100	60-140	
1,2-Dichloroethane-d4 (S)	%			94	70-130	
4-Bromofluorobenzene (S)	%			102	70-130	

Results presented on this page are in the units indicated by the "Units" column except where an alternate unit is presented to the right of the result.

REPORT OF LABORATORY ANALYSIS

This report shall not be reproduced, except in full,
without the written consent of Pace Analytical Services, LLC.

Pace Analytical Services, LLC
9800 Kincey Ave. Suite 100
Huntersville, NC 28078
(704)875-9092

QUALITY CONTROL DATA

Project: 2020-L1-SR-2448
Pace Project No.: 92605977

LABORATORY CONTROL SAMPLE: 3654616

Parameter	Units	Spike Conc.	LCS Result	LCS % Rec	% Rec Limits	Qualifiers
Toluene-d8 (S)	%			99	70-130	

MATRIX SPIKE & MATRIX SPIKE DUPLICATE: 3654617 3654618

Parameter	Units	92605284001 Result	MS Spike Conc.	MSD Spike Conc.	MS Result	MSD Result	MS % Rec	MSD % Rec	% Rec Limits	RPD	Max RPD	Qual
1,1,1,2-Tetrachloroethane	ug/L	ND	500	500	406	410	81	82	60-140	1	30	
1,1,1-Trichloroethane	ug/L	ND	500	500	470	447	94	89	60-140	5	30	
1,1,2,2-Tetrachloroethane	ug/L	ND	500	500	524	552	105	110	60-140	5	30	
1,1,2-Trichloroethane	ug/L	ND	500	500	550	535	110	107	60-140	3	30	
1,1-Dichloroethane	ug/L	ND	500	500	519	525	104	105	60-140	1	30	
1,1-Dichloroethene	ug/L	ND	500	500	634	640	127	128	60-140	1	30	
1,1-Dichloropropene	ug/L	ND	500	500	563	569	113	114	60-140	1	30	
1,2,3-Trichlorobenzene	ug/L	ND	500	500	391	416	78	83	60-140	6	30	
1,2,3-Trichloropropane	ug/L	ND	500	500	529	583	106	117	60-140	10	30	
1,2,4-Trichlorobenzene	ug/L	ND	500	500	466	475	93	95	60-140	2	30	
1,2,4-Trimethylbenzene	ug/L	3420	500	500	3980	4120	113	140	60-140	3	30	
1,2-Dibromo-3-chloropropane	ug/L	ND	500	500	466	510	93	102	60-140	9	30	
1,2-Dibromoethane (EDB)	ug/L	ND	500	500	514	542	103	108	60-140	5	30	
1,2-Dichlorobenzene	ug/L	ND	500	500	515	521	103	104	60-140	1	30	
1,2-Dichloroethane	ug/L	ND	500	500	527	489	105	98	60-140	7	30	
1,2-Dichloropropane	ug/L	ND	500	500	528	516	106	103	60-140	2	30	
1,3,5-Trimethylbenzene	ug/L	1260	500	500	1800	1850	109	118	60-140	2	30	
1,3-Dichlorobenzene	ug/L	ND	500	500	510	517	102	103	60-140	1	30	
1,3-Dichloropropane	ug/L	ND	500	500	521	539	104	108	60-140	4	30	
1,4-Dichlorobenzene	ug/L	ND	500	500	488	516	98	103	60-140	6	30	
2,2-Dichloropropane	ug/L	ND	500	500	474	486	95	97	60-140	2	30	
2-Chlorotoluene	ug/L	ND	500	500	472	520	94	104	60-140	10	30	
4-Chlorotoluene	ug/L	ND	500	500	532	541	106	108	60-140	2	30	
Benzene	ug/L	64.1	500	500	563	560	100	99	60-140	1	30	
Bromobenzene	ug/L	ND	500	500	532	534	106	107	60-140	0	30	
Bromochloromethane	ug/L	ND	500	500	477	455	95	91	60-140	5	30	
Bromodichloromethane	ug/L	ND	500	500	382	359	76	72	60-140	6	30	
Bromoform	ug/L	ND	500	500	158	163	32	33	60-140	3	30	M1
Bromomethane	ug/L	ND	500	500	325	355	65	71	60-140	9	30	
Carbon tetrachloride	ug/L	ND	500	500	40.8	32.1	8	6	60-140	24	30	M1
Chlorobenzene	ug/L	ND	500	500	531	548	106	110	60-140	3	30	
Chloroethane	ug/L	ND	500	500	656	646	131	129	60-140	2	30	
Chloroform	ug/L	ND	500	500	518	502	104	100	60-140	3	30	
Chloromethane	ug/L	ND	500	500	696	670	139	134	60-140	4	30	
cis-1,2-Dichloroethene	ug/L	ND	500	500	525	520	105	104	60-140	1	30	
cis-1,3-Dichloropropene	ug/L	ND	500	500	483	465	97	93	60-140	4	30	
Dibromochloromethane	ug/L	ND	500	500	274	274	55	55	60-140	0	30	M1
Dibromomethane	ug/L	ND	500	500	541	543	108	109	60-140	0	30	

Results presented on this page are in the units indicated by the "Units" column except where an alternate unit is presented to the right of the result.

REPORT OF LABORATORY ANALYSIS

This report shall not be reproduced, except in full,
without the written consent of Pace Analytical Services, LLC.

Pace Analytical Services, LLC
9800 Kincey Ave. Suite 100
Huntersville, NC 28078
(704)875-9092

QUALITY CONTROL DATA

Project: 2020-L1-SR-2448
Pace Project No.: 92605977

MATRIX SPIKE & MATRIX SPIKE DUPLICATE: 3654617 3654618

Parameter	Units	92605284001 Result	MS Spike Conc.	MSD Spike Conc.	MS Result	MSD Result	MS % Rec	MSD % Rec	% Rec Limits	RPD	Max RPD	Qual
Dichlorodifluoromethane	ug/L	ND	500	500	590	587	118	117	60-140	0	30	
Diisopropyl ether	ug/L	ND	500	500	547	540	107	106	60-140	1	30	
Ethanol	ug/L	ND	20000	20000	20200	20700	101	103	60-140	3	30	
Ethylbenzene	ug/L	162	500	500	676	706	103	109	60-140	4	30	
Hexachloro-1,3-butadiene	ug/L	ND	500	500	476	502	95	100	60-140	5	30	
Isopropylbenzene (Cumene)	ug/L	132	500	500	649	672	103	108	60-140	3	30	
m&p-Xylene	ug/L	388	1000	1000	1420	1460	103	107	60-140	2	30	
Methyl-tert-butyl ether	ug/L	ND	500	500	526	511	105	102	60-140	3	30	
Methylene Chloride	ug/L	ND	500	500	564	547	113	109	60-140	3	30	
n-Butylbenzene	ug/L	ND	500	500	695	721	139	144	60-140	4	30	M1
n-Propylbenzene	ug/L	548	500	500	1110	1140	112	118	60-140	2	30	
Naphthalene	ug/L	122	500	500	574	623	91	100	60-140	8	30	
o-Xylene	ug/L	20.8	500	500	552	564	106	109	60-140	2	30	
sec-Butylbenzene	ug/L	ND	500	500	602	614	120	123	60-140	2	30	
Styrene	ug/L	ND	500	500	525	539	105	108	60-140	3	30	
tert-Butylbenzene	ug/L	ND	500	500	463	472	93	94	60-140	2	30	
Tetrachloroethene	ug/L	ND	500	500	561	597	112	119	60-140	6	30	
Toluene	ug/L	ND	500	500	549	535	110	107	60-140	3	30	
trans-1,2-Dichloroethene	ug/L	ND	500	500	532	529	106	106	60-140	0	30	
trans-1,3-Dichloropropene	ug/L	ND	500	500	458	460	92	92	60-140	0	30	
Trichloroethene	ug/L	ND	500	500	543	541	109	108	60-140	1	30	
Trichlorofluoromethane	ug/L	ND	500	500	441	412	88	82	60-140	7	30	
Vinyl chloride	ug/L	ND	500	500	571	557	114	111	60-140	2	30	
1,2-Dichloroethane-d4 (S)	%						97	91	70-130			
4-Bromofluorobenzene (S)	%						99	99	70-130			
Toluene-d8 (S)	%						101	101	70-130			

Results presented on this page are in the units indicated by the "Units" column except where an alternate unit is presented to the right of the result.

REPORT OF LABORATORY ANALYSIS

This report shall not be reproduced, except in full,
without the written consent of Pace Analytical Services, LLC.

Pace Analytical Services, LLC
9800 Kincey Ave. Suite 100
Huntersville, NC 28078
(704)875-9092

QUALIFIERS

Project: 2020-L1-SR-2448
Pace Project No.: 92605977

DEFINITIONS

DF - Dilution Factor, if reported, represents the factor applied to the reported data due to dilution of the sample aliquot.

ND - Not Detected at or above adjusted reporting limit.

TNTC - Too Numerous To Count

J - Estimated concentration above the adjusted method detection limit and below the adjusted reporting limit.

MDL - Adjusted Method Detection Limit.

PQL - Practical Quantitation Limit.

RL - Reporting Limit - The lowest concentration value that meets project requirements for quantitative data with known precision and bias for a specific analyte in a specific matrix.

S - Surrogate

1,2-Diphenylhydrazine decomposes to and cannot be separated from Azobenzene using Method 8270. The result for each analyte is a combined concentration.

Consistent with EPA guidelines, unrounded data are displayed and have been used to calculate % recovery and RPD values.

LCS(D) - Laboratory Control Sample (Duplicate)

MS(D) - Matrix Spike (Duplicate)

DUP - Sample Duplicate

RPD - Relative Percent Difference

NC - Not Calculable.

SG - Silica Gel - Clean-Up

U - Indicates the compound was analyzed for, but not detected.

Acid preservation may not be appropriate for 2 Chloroethylvinyl ether.

A separate vial preserved to a pH of 4-5 is recommended in SW846 Chapter 4 for the analysis of Acrolein and Acrylonitrile by EPA Method 8260.

N-Nitrosodiphenylamine decomposes and cannot be separated from Diphenylamine using Method 8270. The result reported for each analyte is a combined concentration.

Reported results are not rounded until the final step prior to reporting. Therefore, calculated parameters that are typically reported as "Total" may vary slightly from the sum of the reported component parameters.

Pace Analytical is TNI accredited. Contact your Pace PM for the current list of accredited analytes.

TNI - The NELAC Institute.

ANALYTE QUALIFIERS

M1	Matrix spike recovery exceeded QC limits. Batch accepted based on laboratory control sample (LCS) recovery.
N2	The lab does not hold NELAC/TNI accreditation for this parameter but other accreditations/certifications may apply. A complete list of accreditations/certifications is available upon request.

This report shall not be reproduced, except in full,
without the written consent of Pace Analytical Services, LLC.

Pace Analytical Services, LLC
9800 Kincey Ave. Suite 100
Huntersville, NC 28078
(704)875-9092

QUALITY CONTROL DATA CROSS REFERENCE TABLE

Project: 2020-L1-SR-2448
Pace Project No.: 92605977

Lab ID	Sample ID	QC Batch Method	QC Batch	Analytical Method	Analytical Batch
92605977001	**14226_HC_RD**	MADEP VPH	700214		
92605977001	**14226_HC_RD**	EPA 3010A	702514	EPA 6020B	702632
92605977001	**14226_HC_RD**	SM 6200B	700144		

This report shall not be reproduced, except in full,
without the written consent of Pace Analytical Services, LLC.

CHAIN-OF-CUSTODY Analytical Request Document

Pace Analytical

Chain-of-Custody is a LEGAL DOCUMENT - Complete all relevent fields

WO# : 92605977

92605977

Order Number or

NLY

Company: Apex Companies	Billing Information:
Address: 5900 Northwoods Bus. Pkwy Ste O.	
Report To: Andrew Street	Email To: andrew.street@apexcos.com
Copy To: Tom Naumann	Site Collection Info/Address: Tom.Naumann@apexcos.com
Customer Project Name/Number: 2020-LI-SR-2448	State: NC County/City: Huntersville Time Zone Collected: [ ] PT [ ] MT [ ] CT [ ] ET
Phone: Email:	Site/Facility ID #: CPC Huntersville
Collected By (print): Matt T.	Purchase Order #: Quote #:
Collected By (signature): Tex	Turnaround Date Required: ~~Std~~ ASAP
Sample Disposal: [✓] Dispose as appropriate [ ] Return [ ] Archive: [ ] Hold:	Rush: [ ] Same Day [ ] Next Day [ ] 2 Day [ ] 3 Day [ ] 4 Day [ ] 5 Day (Expedite Charges Apply)

Compliance Monitoring? [ ] Yes [ ] No

DW PWS ID #: DW Location Code:

Immediately Packed on Ice: [✓] Yes [ ] No

Field Filtered (if applicable): [ ] Yes [ ] No

Analysis: _____

* Matrix Codes (Insert in Matrix box below): Drinking Water (DW), Ground Water (GW), Wastewater (WW), Product (P), Soil/Solid (SL), Oil (OL), Wipe (WP), Air (AR), Tissue (TS), Bioassay (B), Vapor (V), Other (OT)

Container Preservative Type **: 3 3 (

** Preservative Types: (1) nitric acid, (2) sulfuric acid, (3) hydrochloric acid, (4) sodium hydroxide, (5) zinc acetate, (6) methanol, (7) sodium bisulfate, (8) sodium thiosulfate, (9) hexane, (A) ascorbic acid, (B) ammonium sulfate, (C) ammonium hydroxide, (D) TSP, (U) Unpreserved, (O) Other _____

Lab Project Manager:

Analyses: VOC 6200B; MADEP VPH; Lead

Lab Profile/Line:

Lab Sample Receipt Checklist:

Custody Seals Present/Intact	Y N (NA)
Custody Signatures Present	(Y) N NA
Collector Signature Present	(Y) N NA
Bottles Intact	(Y) N NA
Correct Bottles	(Y) N NA
Sufficient Volume	(Y) N NA
Samples Received on Ice	(Y) N NA
VOA - Headspace Acceptable	(Y) N NA
USDA Regulated Soils	Y N (NA)
Samples in Holding Time	(Y) N NA
Residual Chlorine Present	Y N (NA)
Cl Strips:	
Sample pH Acceptable	(Y) N NA
pH Strips: 223194AV	
Sulfide Present	Y N (NA)
Lead Acetate Strips:	

LAB USE ONLY:
Lab Sample # / Comments:
92605977
001

Customer Sample ID	Matrix *	Comp / Grab	Collected (or Composite Start) Date	Collected (or Composite Start) Time	Composite End Date	Composite End Time	Res Cl	# of Ctns
14226_HC_RD	DW	G	5-24-22	1003				8

Customer Remarks / Special Conditions / Possible Hazards:

Type of Ice Used: (Wet) Blue Dry None

Packing Material Used: BUBBLE BAG

Radchem sample(s) screened (<500 cpm): Y N (NA)

SHORT HOLDS PRESENT (<72 hours): Y (N) N/A

Lab Tracking #: 2518053

Samples received via: FEDEX UPS (Client) Courier Pace Courier

Lab Sample Temperature Info:
Temp Blank Received: Y (N) NA
Therm ID#: 92TOC24
Cooler 1 Temp Upon Receipt: 4.3 oC
Cooler 1 Therm Corr. Factor: 0 oC
Cooler 1 Corrected Temp: 4.3 oC
Comments:

Relinquished by/Company: (Signature)	Date/Time:	Received by/Company: (Signature)	Date/Time:
Tex / Apex	5-24-22 / 1038	KB / PACE HVL	5/24/22 1038
Relinquished by/Company: (Signature)	Date/Time:	Received by/Company: (Signature)	Date/Time:
Relinquished by/Company: (Signature)	Date/Time:	Received by/Company: (Signature)	Date/Time:

MTJL LAB USE ONLY
Table #:
Acctnum:
Template:
Prelogin:
PM:
PB:

Trip Blank Received: Y (N) NA
HCL MeOH TSP Other

Non Conformance(s): YES (NO)

Page: 1 of: 1

Pace

DC#_Title: ENV-FRM-HUNT-0083 v01_Sample Condition Upon Receipt

Effective Date: 05/12/202205/12/2022

*Check mark top half of box if pH and/or dechlorination is verified and within the acceptance range for preservation samples.

Exceptions: VOA, Coliform, TOC, Oil and Grease, DRO/8015 (water) DOC, LLHg

**Bottom half of box is to list number of bottles

***Check all unpreserved Nitrates for chlorine

Project # WO#: 92605977

PM: AMB Due Date: 06/01/22

CLIENT: 92-APEX MOOR

Item#	BP4U-125 mL Plastic Unpreserved (N/A) (Cl-)	BP3U-250 mL Plastic Unpreserved (N/A)	BP2U-500 mL Plastic Unpreserved (N/A)	BP1U-1 liter Plastic Unpreserved (N/A)	BP4S-125 mL Plastic H2SO4 (pH < 2) (Cl-)	BP3N-250 mL plastic HNO3 (pH < 2)	BP4Z-125 mL Plastic ZN Acetate & NaOH (>9)	BP4B-125 mL Plastic NaOH (pH > 12) (Cl-)	WGFU-Wide-mouthed Glass jar Unpreserved	AG1U-1 liter Amber Unpreserved (N/A) (Cl-)	AG1H-1 liter Amber HCl (pH < 2)	AG3U-250 mL Amber Unpreserved (N/A) (Cl-)	AG1S-1 liter Amber H2SO4 (pH < 2)	AG3S-250 mL Amber H2SO4 (pH < 2)	DG94-250 mL Amber NH4Cl (N/A)(Cl-)	DG9H-40 mL VOA HCl (N/A)	VG9T-40 mL VOA Na2S2O3 (N/A)	VG9U-40 mL VOA Unpreserved (N/A)	DG9V-40 mL VOA H3PO4 (N/A)	DG9S-40 mL VOA H2SO4 (N/A)	V/GK (3 vials per kit)-VPH/Gas kit (N/A)	SP5T-125 mL Sterile Plastic (N/A – lab)	SP2T-250 mL Sterile Plastic (N/A – lab)		BP3R-250 mL Plastic (NH2)2SO4 (9.3-9.7)	AG0U-100 mL Amber Unpreserved (N/A) (Cl-)	VSGU-20 mL Scintillation vials (N/A)	DG9U-40 mL Amber Unpreserved vials (N/A)
1						1										1												
2																												
3																												
4																												
5																												
6																												
7																												
8																												
9																												
10																												
11																												
12																												

pH Adjustment Log for Preserved Samples

Sample ID	Type of Preservative	pH upon receipt	Date preservation adjusted	Time preservation adjusted	Amount of Preservative added	Lot #

Note: Whenever there is a discrepancy affecting North Carolina compliance samples, a copy of this form will be sent to the North Carolina DENR Certification Office (i.e. Out of hold, incorrect preservative, out of temp, incorrect containers.

Pace Analytical Services, LLC
9800 Kincey Ave. Suite 100
Huntersville, NC 28078
(704)875-9092

June 08, 2022

Andrew Street
Apex Companies - NC
5900 Northwoods Business Pkwy
Suite 5900-0
Charlotte, NC 28269

RE: Project: 2020-L1-SR-2448
Pace Project No.: 92605980

Dear Andrew Street:

Enclosed are the analytical results for sample(s) received by the laboratory on May 24, 2022. The results relate only to the samples included in this report. Results reported herein conform to the applicable TNI/NELAC Standards and the laboratory's Quality Manual, where applicable, unless otherwise noted in the body of the report.

The test results provided in this final report were generated by each of the following laboratories within the Pace Network:

- Pace Analytical Services - Asheville
- Pace Analytical Services - Charlotte

If you have any questions concerning this report, please feel free to contact me.

Sincerely,

Angela M. Baioni

Angela Baioni
angela.baioni@pacelabs.com
(704)875-9092
Project Manager

Enclosures

cc: J Culbreath, Colonial Pipeline Company
Naomi Fretz, APEX Companies, LLC
Robert Hughes, Colonial Pipeline
Jamie Moran, APEX Companies, LLC
Jeff Morrison, Colonial Pipeline Company
Tom Naumann, APEX Companies - NC
Joe Nicolette, Montrose-EPS
Kaitlyn Nootens, Apex Companies
Christopher Schultz, Apex Companies
Matt Teixeira, Apex Companies, LLC
Michael Verdon, Colonial Pipeline Company
JM Wyatt, Colonial Pipeline Company

REPORT OF LABORATORY ANALYSIS

This report shall not be reproduced, except in full,
without the written consent of Pace Analytical Services, LLC.

Pace Analytical Services, LLC
9800 Kincey Ave. Suite 100
Huntersville, NC 28078
(704)875-9092

CERTIFICATIONS

Project: 2020-L1-SR-2448
Pace Project No.: 92605980

Pace Analytical Services Charlotte

South Carolina Laboratory ID: 99006
9800 Kincey Ave. Ste 100, Huntersville, NC 28078
North Carolina Drinking Water Certification #: 37706
North Carolina Field Services Certification #: 5342
North Carolina Wastewater Certification #: 12
South Carolina Laboratory ID: 99006
South Carolina Certification #: 99006001
South Carolina Drinking Water Cert. #: 99006003
Florida/NELAP Certification #: E87627
Kentucky UST Certification #: 84
Louisiana DoH Drinking Water #: LA029
Virginia/VELAP Certification #: 460221

Pace Analytical Services Asheville

2225 Riverside Drive, Asheville, NC 28804
Florida/NELAP Certification #: E87648
North Carolina Drinking Water Certification #: 37712
North Carolina Wastewater Certification #: 40
South Carolina Laboratory ID: 99030
South Carolina Certification #: 99030001
Virginia/VELAP Certification #: 460222

This report shall not be reproduced, except in full,
without the written consent of Pace Analytical Services, LLC.

Pace Analytical Services, LLC
9800 Kincey Ave. Suite 100
Huntersville, NC 28078
(704)875-9092

SAMPLE SUMMARY

Project: 2020-L1-SR-2448
Pace Project No.: 92605980

Lab ID	Sample ID	Matrix	Date Collected	Date Received
92605980001	**FB-1**	Water	05/24/22 00:00	05/24/22 10:38
92605980002	**FD-1**	Water	05/24/22 00:00	05/24/22 10:38
92605980003	**TRIP BLANK**	Water	05/24/22 00:00	05/24/22 10:38

This report shall not be reproduced, except in full,
without the written consent of Pace Analytical Services, LLC.

Pace Analytical Services, LLC
9800 Kincey Ave. Suite 100
Huntersville, NC 28078
(704)875-9092

SAMPLE ANALYTE COUNT

Project: 2020-L1-SR-2448
Pace Project No.: 92605980

Lab ID	Sample ID	Method	Analysts	Analytes Reported	Laboratory
92605980001	**FB-1**	MADEP VPH	LMB	6	PASI-C
		EPA 6020B	CRW	1	PASI-A
		SM 6200B	SAS	64	PASI-C
92605980002	**FD-1**	MADEP VPH	LMB	6	PASI-C
		EPA 6020B	CRW	1	PASI-A
		SM 6200B	SAS	64	PASI-C
92605980003	**TRIP BLANK**	SM 6200B	SAS	64	PASI-C

PASI-A = Pace Analytical Services - Asheville
PASI-C = Pace Analytical Services - Charlotte

This report shall not be reproduced, except in full,
without the written consent of Pace Analytical Services, LLC.

Pace Analytical Services, LLC
9800 Kincey Ave. Suite 100
Huntersville, NC 28078
(704)875-9092

ANALYTICAL RESULTS

Project: 2020-L1-SR-2448
Pace Project No.: 92605980

Sample: FB-1 **Lab ID: 92605980001** Collected: 05/24/22 00:00 Received: 05/24/22 10:38 Matrix: Water

Parameters	Results	Units	Report Limit	MDL	DF	Prepared	Analyzed	CAS No.	Qual
VPH NC Water	Analytical Method: MADEP VPH Pace Analytical Services - Charlotte								
Total VPH (C5-C12)	ND	ug/L	50.0	50.0	1		05/24/22 19:17		N2
Aliphatic (C05-C08)	ND	ug/L	50.0	50.0	1		05/24/22 19:17		N2
Aliphatic(C09-C12) Adjusted	ND	ug/L	50.0	50.0	1		05/24/22 19:17		N2
Aromatic (C09-C10)	ND	ug/L	50.0	50.0	1		05/24/22 19:17		N2
Surrogates									
4-Bromofluorobenzene (FID) (S)	100	%	70-130		1		05/24/22 19:17	460-00-4	
4-Bromofluorobenzene (PID) (S)	95	%	70-130		1		05/24/22 19:17	460-00-4	
6020 MET ICPMS	Analytical Method: EPA 6020B Preparation Method: EPA 3010A Pace Analytical Services - Asheville								
Lead	ND	ug/L	1.0	0.077	1	06/07/22 00:54	06/07/22 21:07	7439-92-1	
6200B MSV	Analytical Method: SM 6200B Pace Analytical Services - Charlotte								
Benzene	ND	ug/L	0.50	0.34	1		05/24/22 15:14	71-43-2	
Bromobenzene	ND	ug/L	0.50	0.29	1		05/24/22 15:14	108-86-1	
Bromochloromethane	ND	ug/L	0.50	0.47	1		05/24/22 15:14	74-97-5	
Bromodichloromethane	ND	ug/L	0.50	0.31	1		05/24/22 15:14	75-27-4	
Bromoform	ND	ug/L	0.50	0.34	1		05/24/22 15:14	75-25-2	
Bromomethane	ND	ug/L	5.0	1.7	1		05/24/22 15:14	74-83-9	
n-Butylbenzene	ND	ug/L	0.50	0.49	1		05/24/22 15:14	104-51-8	
sec-Butylbenzene	ND	ug/L	0.50	0.40	1		05/24/22 15:14	135-98-8	
tert-Butylbenzene	ND	ug/L	0.50	0.32	1		05/24/22 15:14	98-06-6	
Carbon tetrachloride	ND	ug/L	0.50	0.33	1		05/24/22 15:14	56-23-5	
Chlorobenzene	ND	ug/L	0.50	0.28	1		05/24/22 15:14	108-90-7	
Chloroethane	ND	ug/L	1.0	0.65	1		05/24/22 15:14	75-00-3	
Chloroform	ND	ug/L	0.50	0.43	1		05/24/22 15:14	67-66-3	
Chloromethane	ND	ug/L	1.0	0.54	1		05/24/22 15:14	74-87-3	
2-Chlorotoluene	ND	ug/L	0.50	0.32	1		05/24/22 15:14	95-49-8	
4-Chlorotoluene	ND	ug/L	0.50	0.32	1		05/24/22 15:14	106-43-4	
1,2-Dibromo-3-chloropropane	ND	ug/L	1.0	0.34	1		05/24/22 15:14	96-12-8	
Dibromochloromethane	ND	ug/L	0.50	0.36	1		05/24/22 15:14	124-48-1	
1,2-Dibromoethane (EDB)	ND	ug/L	0.50	0.27	1		05/24/22 15:14	106-93-4	
Dibromomethane	ND	ug/L	0.50	0.39	1		05/24/22 15:14	74-95-3	
1,2-Dichlorobenzene	ND	ug/L	0.50	0.34	1		05/24/22 15:14	95-50-1	
1,3-Dichlorobenzene	ND	ug/L	0.50	0.34	1		05/24/22 15:14	541-73-1	
1,4-Dichlorobenzene	ND	ug/L	0.50	0.33	1		05/24/22 15:14	106-46-7	
Dichlorodifluoromethane	ND	ug/L	0.50	0.35	1		05/24/22 15:14	75-71-8	
1,1-Dichloroethane	ND	ug/L	0.50	0.37	1		05/24/22 15:14	75-34-3	
1,2-Dichloroethane	ND	ug/L	0.50	0.32	1		05/24/22 15:14	107-06-2	
1,1-Dichloroethene	ND	ug/L	0.50	0.35	1		05/24/22 15:14	75-35-4	
cis-1,2-Dichloroethene	ND	ug/L	0.50	0.38	1		05/24/22 15:14	156-59-2	
trans-1,2-Dichloroethene	ND	ug/L	0.50	0.40	1		05/24/22 15:14	156-60-5	
1,2-Dichloropropane	ND	ug/L	0.50	0.36	1		05/24/22 15:14	78-87-5	
1,3-Dichloropropane	ND	ug/L	0.50	0.28	1		05/24/22 15:14	142-28-9	

REPORT OF LABORATORY ANALYSIS

This report shall not be reproduced, except in full,
without the written consent of Pace Analytical Services, LLC.

Pace Analytical Services, LLC
9800 Kincey Ave. Suite 100
Huntersville, NC 28078
(704)875-9092

ANALYTICAL RESULTS

Project: 2020-L1-SR-2448
Pace Project No.: 92605980

Sample: FB-1 **Lab ID: 92605980001** Collected: 05/24/22 00:00 Received: 05/24/22 10:38 Matrix: Water

Parameters	Results	Units	Report Limit	MDL	DF	Prepared	Analyzed	CAS No.	Qual
6200B MSV	Analytical Method: SM 6200B Pace Analytical Services - Charlotte								
2,2-Dichloropropane	ND	ug/L	0.50	0.39	1		05/24/22 15:14	594-20-7	
1,1-Dichloropropene	ND	ug/L	0.50	0.43	1		05/24/22 15:14	563-58-6	
cis-1,3-Dichloropropene	ND	ug/L	0.50	0.36	1		05/24/22 15:14	10061-01-5	
trans-1,3-Dichloropropene	ND	ug/L	0.50	0.36	1		05/24/22 15:14	10061-02-6	
Diisopropyl ether	ND	ug/L	0.50	0.31	1		05/24/22 15:14	108-20-3	
Ethanol	ND	ug/L	200	72.2	1		05/24/22 15:14	64-17-5	
Ethylbenzene	ND	ug/L	0.50	0.30	1		05/24/22 15:14	100-41-4	
Hexachloro-1,3-butadiene	ND	ug/L	2.0	1.5	1		05/24/22 15:14	87-68-3	
Isopropylbenzene (Cumene)	ND	ug/L	0.50	0.33	1		05/24/22 15:14	98-82-8	
Methylene Chloride	ND	ug/L	2.0	2.0	1		05/24/22 15:14	75-09-2	
Methyl-tert-butyl ether	ND	ug/L	0.50	0.42	1		05/24/22 15:14	1634-04-4	
Naphthalene	ND	ug/L	2.0	0.64	1		05/24/22 15:14	91-20-3	
n-Propylbenzene	ND	ug/L	0.50	0.34	1		05/24/22 15:14	103-65-1	
Styrene	ND	ug/L	0.50	0.29	1		05/24/22 15:14	100-42-5	
1,1,1,2-Tetrachloroethane	ND	ug/L	0.50	0.31	1		05/24/22 15:14	630-20-6	
1,1,2,2-Tetrachloroethane	ND	ug/L	0.50	0.22	1		05/24/22 15:14	79-34-5	
Tetrachloroethene	ND	ug/L	0.50	0.29	1		05/24/22 15:14	127-18-4	
Toluene	ND	ug/L	0.50	0.48	1		05/24/22 15:14	108-88-3	
1,2,3-Trichlorobenzene	ND	ug/L	2.0	0.81	1		05/24/22 15:14	87-61-6	
1,2,4-Trichlorobenzene	ND	ug/L	2.0	0.64	1		05/24/22 15:14	120-82-1	
1,1,1-Trichloroethane	ND	ug/L	0.50	0.33	1		05/24/22 15:14	71-55-6	
1,1,2-Trichloroethane	ND	ug/L	0.50	0.32	1		05/24/22 15:14	79-00-5	
Trichloroethene	ND	ug/L	0.50	0.38	1		05/24/22 15:14	79-01-6	
Trichlorofluoromethane	ND	ug/L	1.0	0.30	1		05/24/22 15:14	75-69-4	
1,2,3-Trichloropropane	ND	ug/L	0.50	0.26	1		05/24/22 15:14	96-18-4	
1,2,4-Trimethylbenzene	ND	ug/L	0.50	0.50	1		05/24/22 15:14	95-63-6	
1,3,5-Trimethylbenzene	ND	ug/L	0.50	0.33	1		05/24/22 15:14	108-67-8	
Vinyl chloride	ND	ug/L	1.0	0.39	1		05/24/22 15:14	75-01-4	
m&p-Xylene	ND	ug/L	1.0	0.71	1		05/24/22 15:14	179601-23-1	
o-Xylene	ND	ug/L	0.50	0.34	1		05/24/22 15:14	95-47-6	
Surrogates									
1,2-Dichloroethane-d4 (S)	107	%	70-130		1		05/24/22 15:14	17060-07-0	
4-Bromofluorobenzene (S)	99	%	70-130		1		05/24/22 15:14	460-00-4	
Toluene-d8 (S)	101	%	70-130		1		05/24/22 15:14	2037-26-5	

REPORT OF LABORATORY ANALYSIS

This report shall not be reproduced, except in full,
without the written consent of Pace Analytical Services, LLC.

Pace Analytical Services, LLC
9800 Kincey Ave. Suite 100
Huntersville, NC 28078
(704)875-9092

ANALYTICAL RESULTS

Project: 2020-L1-SR-2448
Pace Project No.: 92605980

Sample: FD-1 **Lab ID: 92605980002** Collected: 05/24/22 00:00 Received: 05/24/22 10:38 Matrix: Water

Parameters	Results	Units	Report Limit	MDL	DF	Prepared	Analyzed	CAS No.	Qual
VPH NC Water	Analytical Method: MADEP VPH Pace Analytical Services - Charlotte								
Total VPH (C5-C12)	ND	ug/L	50.0	50.0	1		05/24/22 19:46		N2
Aliphatic (C05-C08)	ND	ug/L	50.0	50.0	1		05/24/22 19:46		N2
Aliphatic(C09-C12) Adjusted	ND	ug/L	50.0	50.0	1		05/24/22 19:46		N2
Aromatic (C09-C10)	ND	ug/L	50.0	50.0	1		05/24/22 19:46		N2
Surrogates									
4-Bromofluorobenzene (FID) (S)	100	%	70-130		1		05/24/22 19:46	460-00-4	
4-Bromofluorobenzene (PID) (S)	95	%	70-130		1		05/24/22 19:46	460-00-4	
6020 MET ICPMS	Analytical Method: EPA 6020B Preparation Method: EPA 3010A Pace Analytical Services - Asheville								
Lead	**3.3**	ug/L	1.0	0.077	1	06/07/22 00:54	06/07/22 21:11	7439-92-1	
6200B MSV	Analytical Method: SM 6200B Pace Analytical Services - Charlotte								
Benzene	ND	ug/L	0.50	0.34	1		05/24/22 19:47	71-43-2	
Bromobenzene	ND	ug/L	0.50	0.29	1		05/24/22 19:47	108-86-1	
Bromochloromethane	ND	ug/L	0.50	0.47	1		05/24/22 19:47	74-97-5	
Bromodichloromethane	ND	ug/L	0.50	0.31	1		05/24/22 19:47	75-27-4	
Bromoform	ND	ug/L	0.50	0.34	1		05/24/22 19:47	75-25-2	
Bromomethane	ND	ug/L	5.0	1.7	1		05/24/22 19:47	74-83-9	
n-Butylbenzene	ND	ug/L	0.50	0.49	1		05/24/22 19:47	104-51-8	
sec-Butylbenzene	ND	ug/L	0.50	0.40	1		05/24/22 19:47	135-98-8	
tert-Butylbenzene	ND	ug/L	0.50	0.32	1		05/24/22 19:47	98-06-6	
Carbon tetrachloride	ND	ug/L	0.50	0.33	1		05/24/22 19:47	56-23-5	
Chlorobenzene	ND	ug/L	0.50	0.28	1		05/24/22 19:47	108-90-7	
Chloroethane	ND	ug/L	1.0	0.65	1		05/24/22 19:47	75-00-3	
Chloroform	ND	ug/L	0.50	0.43	1		05/24/22 19:47	67-66-3	
Chloromethane	ND	ug/L	1.0	0.54	1		05/24/22 19:47	74-87-3	
2-Chlorotoluene	ND	ug/L	0.50	0.32	1		05/24/22 19:47	95-49-8	
4-Chlorotoluene	ND	ug/L	0.50	0.32	1		05/24/22 19:47	106-43-4	
1,2-Dibromo-3-chloropropane	ND	ug/L	1.0	0.34	1		05/24/22 19:47	96-12-8	
Dibromochloromethane	ND	ug/L	0.50	0.36	1		05/24/22 19:47	124-48-1	
1,2-Dibromoethane (EDB)	ND	ug/L	0.50	0.27	1		05/24/22 19:47	106-93-4	
Dibromomethane	ND	ug/L	0.50	0.39	1		05/24/22 19:47	74-95-3	
1,2-Dichlorobenzene	ND	ug/L	0.50	0.34	1		05/24/22 19:47	95-50-1	
1,3-Dichlorobenzene	ND	ug/L	0.50	0.34	1		05/24/22 19:47	541-73-1	
1,4-Dichlorobenzene	ND	ug/L	0.50	0.33	1		05/24/22 19:47	106-46-7	
Dichlorodifluoromethane	ND	ug/L	0.50	0.35	1		05/24/22 19:47	75-71-8	
1,1-Dichloroethane	ND	ug/L	0.50	0.37	1		05/24/22 19:47	75-34-3	
1,2-Dichloroethane	ND	ug/L	0.50	0.32	1		05/24/22 19:47	107-06-2	
1,1-Dichloroethene	ND	ug/L	0.50	0.35	1		05/24/22 19:47	75-35-4	
cis-1,2-Dichloroethene	ND	ug/L	0.50	0.38	1		05/24/22 19:47	156-59-2	
trans-1,2-Dichloroethene	ND	ug/L	0.50	0.40	1		05/24/22 19:47	156-60-5	
1,2-Dichloropropane	ND	ug/L	0.50	0.36	1		05/24/22 19:47	78-87-5	
1,3-Dichloropropane	ND	ug/L	0.50	0.28	1		05/24/22 19:47	142-28-9	

REPORT OF LABORATORY ANALYSIS

This report shall not be reproduced, except in full,
without the written consent of Pace Analytical Services, LLC.

Pace Analytical Services, LLC
9800 Kincey Ave. Suite 100
Huntersville, NC 28078
(704)875-9092

ANALYTICAL RESULTS

Project: 2020-L1-SR-2448
Pace Project No.: 92605980

Sample: FD-1 **Lab ID: 92605980002** Collected: 05/24/22 00:00 Received: 05/24/22 10:38 Matrix: Water

Parameters	Results	Units	Report Limit	MDL	DF	Prepared	Analyzed	CAS No.	Qual
6200B MSV	Analytical Method: SM 6200B Pace Analytical Services - Charlotte								
2,2-Dichloropropane	ND	ug/L	0.50	0.39	1		05/24/22 19:47	594-20-7	
1,1-Dichloropropene	ND	ug/L	0.50	0.43	1		05/24/22 19:47	563-58-6	
cis-1,3-Dichloropropene	ND	ug/L	0.50	0.36	1		05/24/22 19:47	10061-01-5	
trans-1,3-Dichloropropene	ND	ug/L	0.50	0.36	1		05/24/22 19:47	10061-02-6	
Diisopropyl ether	ND	ug/L	0.50	0.31	1		05/24/22 19:47	108-20-3	
Ethanol	ND	ug/L	200	72.2	1		05/24/22 19:47	64-17-5	
Ethylbenzene	ND	ug/L	0.50	0.30	1		05/24/22 19:47	100-41-4	
Hexachloro-1,3-butadiene	ND	ug/L	2.0	1.5	1		05/24/22 19:47	87-68-3	
Isopropylbenzene (Cumene)	ND	ug/L	0.50	0.33	1		05/24/22 19:47	98-82-8	
Methylene Chloride	ND	ug/L	2.0	2.0	1		05/24/22 19:47	75-09-2	
Methyl-tert-butyl ether	ND	ug/L	0.50	0.42	1		05/24/22 19:47	1634-04-4	
Naphthalene	ND	ug/L	2.0	0.64	1		05/24/22 19:47	91-20-3	
n-Propylbenzene	ND	ug/L	0.50	0.34	1		05/24/22 19:47	103-65-1	
Styrene	ND	ug/L	0.50	0.29	1		05/24/22 19:47	100-42-5	
1,1,1,2-Tetrachloroethane	ND	ug/L	0.50	0.31	1		05/24/22 19:47	630-20-6	
1,1,2,2-Tetrachloroethane	ND	ug/L	0.50	0.22	1		05/24/22 19:47	79-34-5	
Tetrachloroethene	ND	ug/L	0.50	0.29	1		05/24/22 19:47	127-18-4	
Toluene	ND	ug/L	0.50	0.48	1		05/24/22 19:47	108-88-3	
1,2,3-Trichlorobenzene	ND	ug/L	2.0	0.81	1		05/24/22 19:47	87-61-6	
1,2,4-Trichlorobenzene	ND	ug/L	2.0	0.64	1		05/24/22 19:47	120-82-1	
1,1,1-Trichloroethane	ND	ug/L	0.50	0.33	1		05/24/22 19:47	71-55-6	
1,1,2-Trichloroethane	ND	ug/L	0.50	0.32	1		05/24/22 19:47	79-00-5	
Trichloroethene	ND	ug/L	0.50	0.38	1		05/24/22 19:47	79-01-6	
Trichlorofluoromethane	ND	ug/L	1.0	0.30	1		05/24/22 19:47	75-69-4	
1,2,3-Trichloropropane	ND	ug/L	0.50	0.26	1		05/24/22 19:47	96-18-4	
1,2,4-Trimethylbenzene	ND	ug/L	0.50	0.50	1		05/24/22 19:47	95-63-6	
1,3,5-Trimethylbenzene	ND	ug/L	0.50	0.33	1		05/24/22 19:47	108-67-8	
Vinyl chloride	ND	ug/L	1.0	0.39	1		05/24/22 19:47	75-01-4	
m&p-Xylene	ND	ug/L	1.0	0.71	1		05/24/22 19:47	179601-23-1	
o-Xylene	ND	ug/L	0.50	0.34	1		05/24/22 19:47	95-47-6	
Surrogates									
1,2-Dichloroethane-d4 (S)	105	%	70-130		1		05/24/22 19:47	17060-07-0	
4-Bromofluorobenzene (S)	99	%	70-130		1		05/24/22 19:47	460-00-4	
Toluene-d8 (S)	101	%	70-130		1		05/24/22 19:47	2037-26-5	

REPORT OF LABORATORY ANALYSIS

This report shall not be reproduced, except in full,
without the written consent of Pace Analytical Services, LLC.

Pace Analytical Services, LLC
9800 Kincey Ave. Suite 100
Huntersville, NC 28078
(704)875-9092

ANALYTICAL RESULTS

Project: 2020-L1-SR-2448
Pace Project No.: 92605980

Sample: TRIP BLANK **Lab ID: 92605980003** Collected: 05/24/22 00:00 Received: 05/24/22 10:38 Matrix: Water

Parameters	Results	Units	Report Limit	MDL	DF	Prepared	Analyzed	CAS No.	Qual
6200B MSV	Analytical Method: SM 6200B Pace Analytical Services - Charlotte								
Benzene	ND	ug/L	0.50	0.34	1		05/24/22 15:32	71-43-2	
Bromobenzene	ND	ug/L	0.50	0.29	1		05/24/22 15:32	108-86-1	
Bromochloromethane	ND	ug/L	0.50	0.47	1		05/24/22 15:32	74-97-5	
Bromodichloromethane	ND	ug/L	0.50	0.31	1		05/24/22 15:32	75-27-4	
Bromoform	ND	ug/L	0.50	0.34	1		05/24/22 15:32	75-25-2	
Bromomethane	ND	ug/L	5.0	1.7	1		05/24/22 15:32	74-83-9	
n-Butylbenzene	ND	ug/L	0.50	0.49	1		05/24/22 15:32	104-51-8	
sec-Butylbenzene	ND	ug/L	0.50	0.40	1		05/24/22 15:32	135-98-8	
tert-Butylbenzene	ND	ug/L	0.50	0.32	1		05/24/22 15:32	98-06-6	
Carbon tetrachloride	ND	ug/L	0.50	0.33	1		05/24/22 15:32	56-23-5	
Chlorobenzene	ND	ug/L	0.50	0.28	1		05/24/22 15:32	108-90-7	
Chloroethane	ND	ug/L	1.0	0.65	1		05/24/22 15:32	75-00-3	
Chloroform	ND	ug/L	0.50	0.43	1		05/24/22 15:32	67-66-3	
Chloromethane	ND	ug/L	1.0	0.54	1		05/24/22 15:32	74-87-3	
2-Chlorotoluene	ND	ug/L	0.50	0.32	1		05/24/22 15:32	95-49-8	
4-Chlorotoluene	ND	ug/L	0.50	0.32	1		05/24/22 15:32	106-43-4	
1,2-Dibromo-3-chloropropane	ND	ug/L	1.0	0.34	1		05/24/22 15:32	96-12-8	
Dibromochloromethane	ND	ug/L	0.50	0.36	1		05/24/22 15:32	124-48-1	
1,2-Dibromoethane (EDB)	ND	ug/L	0.50	0.27	1		05/24/22 15:32	106-93-4	
Dibromomethane	ND	ug/L	0.50	0.39	1		05/24/22 15:32	74-95-3	
1,2-Dichlorobenzene	ND	ug/L	0.50	0.34	1		05/24/22 15:32	95-50-1	
1,3-Dichlorobenzene	ND	ug/L	0.50	0.34	1		05/24/22 15:32	541-73-1	
1,4-Dichlorobenzene	ND	ug/L	0.50	0.33	1		05/24/22 15:32	106-46-7	
Dichlorodifluoromethane	ND	ug/L	0.50	0.35	1		05/24/22 15:32	75-71-8	
1,1-Dichloroethane	ND	ug/L	0.50	0.37	1		05/24/22 15:32	75-34-3	
1,2-Dichloroethane	ND	ug/L	0.50	0.32	1		05/24/22 15:32	107-06-2	
1,1-Dichloroethene	ND	ug/L	0.50	0.35	1		05/24/22 15:32	75-35-4	
cis-1,2-Dichloroethene	ND	ug/L	0.50	0.38	1		05/24/22 15:32	156-59-2	
trans-1,2-Dichloroethene	ND	ug/L	0.50	0.40	1		05/24/22 15:32	156-60-5	
1,2-Dichloropropane	ND	ug/L	0.50	0.36	1		05/24/22 15:32	78-87-5	
1,3-Dichloropropane	ND	ug/L	0.50	0.28	1		05/24/22 15:32	142-28-9	
2,2-Dichloropropane	ND	ug/L	0.50	0.39	1		05/24/22 15:32	594-20-7	
1,1-Dichloropropene	ND	ug/L	0.50	0.43	1		05/24/22 15:32	563-58-6	
cis-1,3-Dichloropropene	ND	ug/L	0.50	0.36	1		05/24/22 15:32	10061-01-5	
trans-1,3-Dichloropropene	ND	ug/L	0.50	0.36	1		05/24/22 15:32	10061-02-6	
Diisopropyl ether	ND	ug/L	0.50	0.31	1		05/24/22 15:32	108-20-3	
Ethanol	ND	ug/L	200	72.2	1		05/24/22 15:32	64-17-5	
Ethylbenzene	ND	ug/L	0.50	0.30	1		05/24/22 15:32	100-41-4	
Hexachloro-1,3-butadiene	ND	ug/L	2.0	1.5	1		05/24/22 15:32	87-68-3	
Isopropylbenzene (Cumene)	ND	ug/L	0.50	0.33	1		05/24/22 15:32	98-82-8	
Methylene Chloride	ND	ug/L	2.0	2.0	1		05/24/22 15:32	75-09-2	
Methyl-tert-butyl ether	ND	ug/L	0.50	0.42	1		05/24/22 15:32	1634-04-4	
Naphthalene	ND	ug/L	2.0	0.64	1		05/24/22 15:32	91-20-3	
n-Propylbenzene	ND	ug/L	0.50	0.34	1		05/24/22 15:32	103-65-1	
Styrene	ND	ug/L	0.50	0.29	1		05/24/22 15:32	100-42-5	

REPORT OF LABORATORY ANALYSIS

This report shall not be reproduced, except in full,
without the written consent of Pace Analytical Services, LLC.

Pace Analytical Services, LLC
9800 Kincey Ave. Suite 100
Huntersville, NC 28078
(704)875-9092

ANALYTICAL RESULTS

Project: 2020-L1-SR-2448
Pace Project No.: 92605980

Sample: TRIP BLANK **Lab ID: 92605980003** Collected: 05/24/22 00:00 Received: 05/24/22 10:38 Matrix: Water

Parameters	Results	Units	Report Limit	MDL	DF	Prepared	Analyzed	CAS No.	Qual
6200B MSV	Analytical Method: SM 6200B Pace Analytical Services - Charlotte								
1,1,1,2-Tetrachloroethane	ND	ug/L	0.50	0.31	1		05/24/22 15:32	630-20-6	
1,1,2,2-Tetrachloroethane	ND	ug/L	0.50	0.22	1		05/24/22 15:32	79-34-5	
Tetrachloroethene	ND	ug/L	0.50	0.29	1		05/24/22 15:32	127-18-4	
Toluene	ND	ug/L	0.50	0.48	1		05/24/22 15:32	108-88-3	
1,2,3-Trichlorobenzene	ND	ug/L	2.0	0.81	1		05/24/22 15:32	87-61-6	
1,2,4-Trichlorobenzene	ND	ug/L	2.0	0.64	1		05/24/22 15:32	120-82-1	
1,1,1-Trichloroethane	ND	ug/L	0.50	0.33	1		05/24/22 15:32	71-55-6	
1,1,2-Trichloroethane	ND	ug/L	0.50	0.32	1		05/24/22 15:32	79-00-5	
Trichloroethene	ND	ug/L	0.50	0.38	1		05/24/22 15:32	79-01-6	
Trichlorofluoromethane	ND	ug/L	1.0	0.30	1		05/24/22 15:32	75-69-4	
1,2,3-Trichloropropane	ND	ug/L	0.50	0.26	1		05/24/22 15:32	96-18-4	
1,2,4-Trimethylbenzene	ND	ug/L	0.50	0.50	1		05/24/22 15:32	95-63-6	
1,3,5-Trimethylbenzene	ND	ug/L	0.50	0.33	1		05/24/22 15:32	108-67-8	
Vinyl chloride	ND	ug/L	1.0	0.39	1		05/24/22 15:32	75-01-4	
m&p-Xylene	ND	ug/L	1.0	0.71	1		05/24/22 15:32	179601-23-1	
o-Xylene	ND	ug/L	0.50	0.34	1		05/24/22 15:32	95-47-6	
Surrogates									
1,2-Dichloroethane-d4 (S)	105	%	70-130		1		05/24/22 15:32	17060-07-0	
4-Bromofluorobenzene (S)	100	%	70-130		1		05/24/22 15:32	460-00-4	
Toluene-d8 (S)	102	%	70-130		1		05/24/22 15:32	2037-26-5	

REPORT OF LABORATORY ANALYSIS

This report shall not be reproduced, except in full,
without the written consent of Pace Analytical Services, LLC.

Pace Analytical Services, LLC
9800 Kincey Ave. Suite 100
Huntersville, NC 28078
(704)875-9092

QUALITY CONTROL DATA

Project: 2020-L1-SR-2448
Pace Project No.: 92605980

QC Batch: 700214
QC Batch Method: MADEP VPH
Analysis Method: MADEP VPH
Analysis Description: VPH NC Water
Laboratory: Pace Analytical Services - Charlotte
Associated Lab Samples: 92605980001, 92605980002

METHOD BLANK: 3654997 Matrix: Water
Associated Lab Samples: 92605980001, 92605980002

Parameter	Units	Blank Result	Reporting Limit	MDL	Analyzed	Qualifiers
Aliphatic (C05-C08)	ug/L	ND	50.0	50.0	05/24/22 15:26	N2
Aromatic (C09-C10)	ug/L	ND	50.0	50.0	05/24/22 15:26	N2
4-Bromofluorobenzene (FID) (S)	%	97	70-130		05/24/22 15:26	
4-Bromofluorobenzene (PID) (S)	%	93	70-130		05/24/22 15:26	

LABORATORY CONTROL SAMPLE & LCSD: 3654998 3654999

Parameter	Units	Spike Conc.	LCS Result	LCSD Result	LCS % Rec	LCSD % Rec	% Rec Limits	RPD	Max RPD	Qualifiers
Aliphatic (C05-C08)	ug/L	300	319	337	106	112	70-130	6	25	N2
Aromatic (C09-C10)	ug/L	100	107	105	107	105	70-130	2	25	N2
4-Bromofluorobenzene (FID) (S)	%				102	100	70-130			
4-Bromofluorobenzene (PID) (S)	%				99	97	70-130			

Results presented on this page are in the units indicated by the "Units" column except where an alternate unit is presented to the right of the result.

REPORT OF LABORATORY ANALYSIS

This report shall not be reproduced, except in full,
without the written consent of Pace Analytical Services, LLC.

Pace Analytical Services, LLC
9800 Kincey Ave. Suite 100
Huntersville, NC 28078
(704)875-9092

QUALITY CONTROL DATA

Project: 2020-L1-SR-2448
Pace Project No.: 92605980

QC Batch: 702514
QC Batch Method: EPA 3010A
Analysis Method: EPA 6020B
Analysis Description: 6020 MET
Laboratory: Pace Analytical Services - Asheville
Associated Lab Samples: 92605980001, 92605980002

METHOD BLANK: 3666281 Matrix: Water
Associated Lab Samples: 92605980001, 92605980002

Parameter	Units	Blank Result	Reporting Limit	MDL	Analyzed	Qualifiers
Lead	ug/L	ND	1.0	0.077	06/07/22 19:18	

LABORATORY CONTROL SAMPLE: 3666282

Parameter	Units	Spike Conc.	LCS Result	LCS % Rec	% Rec Limits	Qualifiers
Lead	ug/L	50	49.7	99	80-120	

MATRIX SPIKE & MATRIX SPIKE DUPLICATE: 3666283 3666284

Parameter	Units	92603677001 Result	MS Spike Conc.	MSD Spike Conc.	MS Result	MSD Result	MS % Rec	MSD % Rec	% Rec Limits	RPD	Max RPD	Qual
Lead	ug/L	16.4	50	50	65.2	65.5	98	98	75-125	1	20	

Results presented on this page are in the units indicated by the "Units" column except where an alternate unit is presented to the right of the result.

REPORT OF LABORATORY ANALYSIS

This report shall not be reproduced, except in full,
without the written consent of Pace Analytical Services, LLC.

Pace Analytical Services, LLC
9800 Kincey Ave. Suite 100
Huntersville, NC 28078
(704)875-9092

QUALITY CONTROL DATA

Project: 2020-L1-SR-2448
Pace Project No.: 92605980

QC Batch: 700144
QC Batch Method: SM 6200B
Analysis Method: SM 6200B
Analysis Description: 6200B MSV
Laboratory: Pace Analytical Services - Charlotte
Associated Lab Samples: 92605980001, 92605980002, 92605980003

METHOD BLANK: 3654615 Matrix: Water
Associated Lab Samples: 92605980001, 92605980002, 92605980003

Parameter	Units	Blank Result	Reporting Limit	MDL	Analyzed	Qualifiers
1,1,1,2-Tetrachloroethane	ug/L	ND	0.50	0.31	05/24/22 14:37	
1,1,1-Trichloroethane	ug/L	ND	0.50	0.33	05/24/22 14:37	
1,1,2,2-Tetrachloroethane	ug/L	ND	0.50	0.22	05/24/22 14:37	
1,1,2-Trichloroethane	ug/L	ND	0.50	0.32	05/24/22 14:37	
1,1-Dichloroethane	ug/L	ND	0.50	0.37	05/24/22 14:37	
1,1-Dichloroethene	ug/L	ND	0.50	0.35	05/24/22 14:37	
1,1-Dichloropropene	ug/L	ND	0.50	0.43	05/24/22 14:37	
1,2,3-Trichlorobenzene	ug/L	ND	2.0	0.81	05/24/22 14:37	
1,2,3-Trichloropropane	ug/L	ND	0.50	0.26	05/24/22 14:37	
1,2,4-Trichlorobenzene	ug/L	ND	2.0	0.64	05/24/22 14:37	
1,2,4-Trimethylbenzene	ug/L	ND	0.50	0.50	05/24/22 14:37	
1,2-Dibromo-3-chloropropane	ug/L	ND	1.0	0.34	05/24/22 14:37	
1,2-Dibromoethane (EDB)	ug/L	ND	0.50	0.27	05/24/22 14:37	
1,2-Dichlorobenzene	ug/L	ND	0.50	0.34	05/24/22 14:37	
1,2-Dichloroethane	ug/L	ND	0.50	0.32	05/24/22 14:37	
1,2-Dichloropropane	ug/L	ND	0.50	0.36	05/24/22 14:37	
1,3,5-Trimethylbenzene	ug/L	ND	0.50	0.33	05/24/22 14:37	
1,3-Dichlorobenzene	ug/L	ND	0.50	0.34	05/24/22 14:37	
1,3-Dichloropropane	ug/L	ND	0.50	0.28	05/24/22 14:37	
1,4-Dichlorobenzene	ug/L	ND	0.50	0.33	05/24/22 14:37	
2,2-Dichloropropane	ug/L	ND	0.50	0.39	05/24/22 14:37	
2-Chlorotoluene	ug/L	ND	0.50	0.32	05/24/22 14:37	
4-Chlorotoluene	ug/L	ND	0.50	0.32	05/24/22 14:37	
Benzene	ug/L	ND	0.50	0.34	05/24/22 14:37	
Bromobenzene	ug/L	ND	0.50	0.29	05/24/22 14:37	
Bromochloromethane	ug/L	ND	0.50	0.47	05/24/22 14:37	
Bromodichloromethane	ug/L	ND	0.50	0.31	05/24/22 14:37	
Bromoform	ug/L	ND	0.50	0.34	05/24/22 14:37	
Bromomethane	ug/L	ND	5.0	1.7	05/24/22 14:37	
Carbon tetrachloride	ug/L	ND	0.50	0.33	05/24/22 14:37	
Chlorobenzene	ug/L	ND	0.50	0.28	05/24/22 14:37	
Chloroethane	ug/L	ND	1.0	0.65	05/24/22 14:37	
Chloroform	ug/L	ND	0.50	0.43	05/24/22 14:37	
Chloromethane	ug/L	ND	1.0	0.54	05/24/22 14:37	
cis-1,2-Dichloroethene	ug/L	ND	0.50	0.38	05/24/22 14:37	
cis-1,3-Dichloropropene	ug/L	ND	0.50	0.36	05/24/22 14:37	
Dibromochloromethane	ug/L	ND	0.50	0.36	05/24/22 14:37	
Dibromomethane	ug/L	ND	0.50	0.39	05/24/22 14:37	
Dichlorodifluoromethane	ug/L	ND	0.50	0.35	05/24/22 14:37	
Diisopropyl ether	ug/L	ND	0.50	0.31	05/24/22 14:37	

Results presented on this page are in the units indicated by the "Units" column except where an alternate unit is presented to the right of the result.

REPORT OF LABORATORY ANALYSIS

This report shall not be reproduced, except in full,
without the written consent of Pace Analytical Services, LLC.

Pace Analytical Services, LLC
9800 Kincey Ave. Suite 100
Huntersville, NC 28078
(704)875-9092

QUALITY CONTROL DATA

Project: 2020-L1-SR-2448
Pace Project No.: 92605980

METHOD BLANK: 3654615 Matrix: Water
Associated Lab Samples: 92605980001, 92605980002, 92605980003

Parameter	Units	Blank Result	Reporting Limit	MDL	Analyzed	Qualifiers
Ethanol	ug/L	ND	200	72.2	05/24/22 14:37	
Ethylbenzene	ug/L	ND	0.50	0.30	05/24/22 14:37	
Hexachloro-1,3-butadiene	ug/L	ND	2.0	1.5	05/24/22 14:37	
Isopropylbenzene (Cumene)	ug/L	ND	0.50	0.33	05/24/22 14:37	
m&p-Xylene	ug/L	ND	1.0	0.71	05/24/22 14:37	
Methyl-tert-butyl ether	ug/L	ND	0.50	0.42	05/24/22 14:37	
Methylene Chloride	ug/L	ND	2.0	2.0	05/24/22 14:37	
n-Butylbenzene	ug/L	ND	0.50	0.49	05/24/22 14:37	
n-Propylbenzene	ug/L	ND	0.50	0.34	05/24/22 14:37	
Naphthalene	ug/L	ND	2.0	0.64	05/24/22 14:37	
o-Xylene	ug/L	ND	0.50	0.34	05/24/22 14:37	
sec-Butylbenzene	ug/L	ND	0.50	0.40	05/24/22 14:37	
Styrene	ug/L	ND	0.50	0.29	05/24/22 14:37	
tert-Butylbenzene	ug/L	ND	0.50	0.32	05/24/22 14:37	
Tetrachloroethene	ug/L	ND	0.50	0.29	05/24/22 14:37	
Toluene	ug/L	ND	0.50	0.48	05/24/22 14:37	
trans-1,2-Dichloroethene	ug/L	ND	0.50	0.40	05/24/22 14:37	
trans-1,3-Dichloropropene	ug/L	ND	0.50	0.36	05/24/22 14:37	
Trichloroethene	ug/L	ND	0.50	0.38	05/24/22 14:37	
Trichlorofluoromethane	ug/L	ND	1.0	0.30	05/24/22 14:37	
Vinyl chloride	ug/L	ND	1.0	0.39	05/24/22 14:37	
1,2-Dichloroethane-d4 (S)	%	104	70-130		05/24/22 14:37	
4-Bromofluorobenzene (S)	%	100	70-130		05/24/22 14:37	
Toluene-d8 (S)	%	101	70-130		05/24/22 14:37	

LABORATORY CONTROL SAMPLE: 3654616

Parameter	Units	Spike Conc.	LCS Result	LCS % Rec	% Rec Limits	Qualifiers
1,1,1,2-Tetrachloroethane	ug/L	50	51.0	102	60-140	
1,1,1-Trichloroethane	ug/L	50	47.6	95	60-140	
1,1,2,2-Tetrachloroethane	ug/L	50	50.1	100	60-140	
1,1,2-Trichloroethane	ug/L	50	48.2	96	60-140	
1,1-Dichloroethane	ug/L	50	47.3	95	60-140	
1,1-Dichloroethene	ug/L	50	50.2	100	60-140	
1,1-Dichloropropene	ug/L	50	51.2	102	60-140	
1,2,3-Trichlorobenzene	ug/L	50	47.0	94	60-140	
1,2,3-Trichloropropane	ug/L	50	49.6	99	60-140	
1,2,4-Trichlorobenzene	ug/L	50	49.1	98	60-140	
1,2,4-Trimethylbenzene	ug/L	50	47.3	95	60-140	
1,2-Dibromo-3-chloropropane	ug/L	50	52.6	105	60-140	
1,2-Dibromoethane (EDB)	ug/L	50	48.9	98	60-140	
1,2-Dichlorobenzene	ug/L	50	47.2	94	60-140	
1,2-Dichloroethane	ug/L	50	46.9	94	60-140	
1,2-Dichloropropane	ug/L	50	47.8	96	60-140	

Results presented on this page are in the units indicated by the "Units" column except where an alternate unit is presented to the right of the result.

REPORT OF LABORATORY ANALYSIS

This report shall not be reproduced, except in full,
without the written consent of Pace Analytical Services, LLC.

Pace Analytical Services, LLC
9800 Kincey Ave. Suite 100
Huntersville, NC 28078
(704)875-9092

QUALITY CONTROL DATA

Project: 2020-L1-SR-2448
Pace Project No.: 92605980

LABORATORY CONTROL SAMPLE: 3654616

Parameter	Units	Spike Conc.	LCS Result	LCS % Rec	% Rec Limits	Qualifiers
1,3,5-Trimethylbenzene	ug/L	50	48.5	97	60-140	
1,3-Dichlorobenzene	ug/L	50	46.0	92	60-140	
1,3-Dichloropropane	ug/L	50	49.2	98	60-140	
1,4-Dichlorobenzene	ug/L	50	44.4	89	60-140	
2,2-Dichloropropane	ug/L	50	48.9	98	60-140	
2-Chlorotoluene	ug/L	50	46.0	92	60-140	
4-Chlorotoluene	ug/L	50	47.3	95	60-140	
Benzene	ug/L	50	45.9	92	60-140	
Bromobenzene	ug/L	50	47.5	95	60-140	
Bromochloromethane	ug/L	50	49.0	98	60-140	
Bromodichloromethane	ug/L	50	49.0	98	60-140	
Bromoform	ug/L	50	49.9	100	60-140	
Bromomethane	ug/L	50	43.9	88	60-140	
Carbon tetrachloride	ug/L	50	50.1	100	60-140	
Chlorobenzene	ug/L	50	47.1	94	60-140	
Chloroethane	ug/L	50	56.1	112	60-140	
Chloroform	ug/L	50	46.6	93	60-140	
Chloromethane	ug/L	50	49.5	99	60-140	
cis-1,2-Dichloroethene	ug/L	50	48.6	97	60-140	
cis-1,3-Dichloropropene	ug/L	50	49.1	98	60-140	
Dibromochloromethane	ug/L	50	49.5	99	60-140	
Dibromomethane	ug/L	50	49.3	99	60-140	
Dichlorodifluoromethane	ug/L	50	55.0	110	60-140	
Diisopropyl ether	ug/L	50	51.0	102	60-140	
Ethanol	ug/L	2000	1900	95	60-140	
Ethylbenzene	ug/L	50	47.1	94	60-140	
Hexachloro-1,3-butadiene	ug/L	50	49.9	100	60-140	
Isopropylbenzene (Cumene)	ug/L	50	47.1	94	60-140	
m&p-Xylene	ug/L	100	96.5	96	60-140	
Methyl-tert-butyl ether	ug/L	50	48.5	97	60-140	
Methylene Chloride	ug/L	50	49.3	99	60-140	
n-Butylbenzene	ug/L	50	49.5	99	60-140	
n-Propylbenzene	ug/L	50	46.6	93	60-140	
Naphthalene	ug/L	50	51.1	102	60-140	
o-Xylene	ug/L	50	48.3	97	60-140	
sec-Butylbenzene	ug/L	50	47.9	96	60-140	
Styrene	ug/L	50	49.4	99	60-140	
tert-Butylbenzene	ug/L	50	39.7	79	60-140	
Tetrachloroethene	ug/L	50	50.2	100	60-140	
Toluene	ug/L	50	46.0	92	60-140	
trans-1,2-Dichloroethene	ug/L	50	49.2	98	60-140	
trans-1,3-Dichloropropene	ug/L	50	49.7	99	60-140	
Trichloroethene	ug/L	50	49.0	98	60-140	
Trichlorofluoromethane	ug/L	50	51.4	103	60-140	
Vinyl chloride	ug/L	50	50.1	100	60-140	
1,2-Dichloroethane-d4 (S)	%			94	70-130	
4-Bromofluorobenzene (S)	%			102	70-130	

Results presented on this page are in the units indicated by the "Units" column except where an alternate unit is presented to the right of the result.

REPORT OF LABORATORY ANALYSIS

This report shall not be reproduced, except in full,
without the written consent of Pace Analytical Services, LLC.

Pace Analytical Services, LLC
9800 Kincey Ave. Suite 100
Huntersville, NC 28078
(704)875-9092

QUALITY CONTROL DATA

Project: 2020-L1-SR-2448
Pace Project No.: 92605980

LABORATORY CONTROL SAMPLE: 3654616

Parameter	Units	Spike Conc.	LCS Result	LCS % Rec	% Rec Limits	Qualifiers
Toluene-d8 (S)	%			99	70-130	

MATRIX SPIKE & MATRIX SPIKE DUPLICATE: 3654617 3654618

Parameter	Units	92605284001 Result	MS Spike Conc.	MSD Spike Conc.	MS Result	MSD Result	MS % Rec	MSD % Rec	% Rec Limits	RPD	Max RPD	Qual
1,1,1,2-Tetrachloroethane	ug/L	ND	500	500	406	410	81	82	60-140	1	30	
1,1,1-Trichloroethane	ug/L	ND	500	500	470	447	94	89	60-140	5	30	
1,1,2,2-Tetrachloroethane	ug/L	ND	500	500	524	552	105	110	60-140	5	30	
1,1,2-Trichloroethane	ug/L	ND	500	500	550	535	110	107	60-140	3	30	
1,1-Dichloroethane	ug/L	ND	500	500	519	525	104	105	60-140	1	30	
1,1-Dichloroethene	ug/L	ND	500	500	634	640	127	128	60-140	1	30	
1,1-Dichloropropene	ug/L	ND	500	500	563	569	113	114	60-140	1	30	
1,2,3-Trichlorobenzene	ug/L	ND	500	500	391	416	78	83	60-140	6	30	
1,2,3-Trichloropropane	ug/L	ND	500	500	529	583	106	117	60-140	10	30	
1,2,4-Trichlorobenzene	ug/L	ND	500	500	466	475	93	95	60-140	2	30	
1,2,4-Trimethylbenzene	ug/L	3420	500	500	3980	4120	113	140	60-140	3	30	
1,2-Dibromo-3-chloropropane	ug/L	ND	500	500	466	510	93	102	60-140	9	30	
1,2-Dibromoethane (EDB)	ug/L	ND	500	500	514	542	103	108	60-140	5	30	
1,2-Dichlorobenzene	ug/L	ND	500	500	515	521	103	104	60-140	1	30	
1,2-Dichloroethane	ug/L	ND	500	500	527	489	105	98	60-140	7	30	
1,2-Dichloropropane	ug/L	ND	500	500	528	516	106	103	60-140	2	30	
1,3,5-Trimethylbenzene	ug/L	1260	500	500	1800	1850	109	118	60-140	2	30	
1,3-Dichlorobenzene	ug/L	ND	500	500	510	517	102	103	60-140	1	30	
1,3-Dichloropropane	ug/L	ND	500	500	521	539	104	108	60-140	4	30	
1,4-Dichlorobenzene	ug/L	ND	500	500	488	516	98	103	60-140	6	30	
2,2-Dichloropropane	ug/L	ND	500	500	474	486	95	97	60-140	2	30	
2-Chlorotoluene	ug/L	ND	500	500	472	520	94	104	60-140	10	30	
4-Chlorotoluene	ug/L	ND	500	500	532	541	106	108	60-140	2	30	
Benzene	ug/L	64.1	500	500	563	560	100	99	60-140	1	30	
Bromobenzene	ug/L	ND	500	500	532	534	106	107	60-140	0	30	
Bromochloromethane	ug/L	ND	500	500	477	455	95	91	60-140	5	30	
Bromodichloromethane	ug/L	ND	500	500	382	359	76	72	60-140	6	30	
Bromoform	ug/L	ND	500	500	158	163	32	33	60-140	3	30	M1
Bromomethane	ug/L	ND	500	500	325	355	65	71	60-140	9	30	
Carbon tetrachloride	ug/L	ND	500	500	40.8	32.1	8	6	60-140	24	30	M1
Chlorobenzene	ug/L	ND	500	500	531	548	106	110	60-140	3	30	
Chloroethane	ug/L	ND	500	500	656	646	131	129	60-140	2	30	
Chloroform	ug/L	ND	500	500	518	502	104	100	60-140	3	30	
Chloromethane	ug/L	ND	500	500	696	670	139	134	60-140	4	30	
cis-1,2-Dichloroethene	ug/L	ND	500	500	525	520	105	104	60-140	1	30	
cis-1,3-Dichloropropene	ug/L	ND	500	500	483	465	97	93	60-140	4	30	
Dibromochloromethane	ug/L	ND	500	500	274	274	55	55	60-140	0	30	M1
Dibromomethane	ug/L	ND	500	500	541	543	108	109	60-140	0	30	

Results presented on this page are in the units indicated by the "Units" column except where an alternate unit is presented to the right of the result.

REPORT OF LABORATORY ANALYSIS

This report shall not be reproduced, except in full,
without the written consent of Pace Analytical Services, LLC.

Pace Analytical Services, LLC
9800 Kincey Ave. Suite 100
Huntersville, NC 28078
(704)875-9092

QUALITY CONTROL DATA

Project: 2020-L1-SR-2448
Pace Project No.: 92605980

MATRIX SPIKE & MATRIX SPIKE DUPLICATE: 3654617 3654618

Parameter	Units	92605284001 Result	MS Spike Conc.	MSD Spike Conc.	MS Result	MSD Result	MS % Rec	MSD % Rec	% Rec Limits	RPD	Max RPD	Qual
Dichlorodifluoromethane	ug/L	ND	500	500	590	587	118	117	60-140	0	30	
Diisopropyl ether	ug/L	ND	500	500	547	540	107	106	60-140	1	30	
Ethanol	ug/L	ND	20000	20000	20200	20700	101	103	60-140	3	30	
Ethylbenzene	ug/L	162	500	500	676	706	103	109	60-140	4	30	
Hexachloro-1,3-butadiene	ug/L	ND	500	500	476	502	95	100	60-140	5	30	
Isopropylbenzene (Cumene)	ug/L	132	500	500	649	672	103	108	60-140	3	30	
m&p-Xylene	ug/L	388	1000	1000	1420	1460	103	107	60-140	2	30	
Methyl-tert-butyl ether	ug/L	ND	500	500	526	511	105	102	60-140	3	30	
Methylene Chloride	ug/L	ND	500	500	564	547	113	109	60-140	3	30	
n-Butylbenzene	ug/L	ND	500	500	695	721	139	144	60-140	4	30	M1
n-Propylbenzene	ug/L	548	500	500	1110	1140	112	118	60-140	2	30	
Naphthalene	ug/L	122	500	500	574	623	91	100	60-140	8	30	
o-Xylene	ug/L	20.8	500	500	552	564	106	109	60-140	2	30	
sec-Butylbenzene	ug/L	ND	500	500	602	614	120	123	60-140	2	30	
Styrene	ug/L	ND	500	500	525	539	105	108	60-140	3	30	
tert-Butylbenzene	ug/L	ND	500	500	463	472	93	94	60-140	2	30	
Tetrachloroethene	ug/L	ND	500	500	561	597	112	119	60-140	6	30	
Toluene	ug/L	ND	500	500	549	535	110	107	60-140	3	30	
trans-1,2-Dichloroethene	ug/L	ND	500	500	532	529	106	106	60-140	0	30	
trans-1,3-Dichloropropene	ug/L	ND	500	500	458	460	92	92	60-140	0	30	
Trichloroethene	ug/L	ND	500	500	543	541	109	108	60-140	1	30	
Trichlorofluoromethane	ug/L	ND	500	500	441	412	88	82	60-140	7	30	
Vinyl chloride	ug/L	ND	500	500	571	557	114	111	60-140	2	30	
1,2-Dichloroethane-d4 (S)	%						97	91	70-130			
4-Bromofluorobenzene (S)	%						99	99	70-130			
Toluene-d8 (S)	%						101	101	70-130			

Results presented on this page are in the units indicated by the "Units" column except where an alternate unit is presented to the right of the result.

REPORT OF LABORATORY ANALYSIS

This report shall not be reproduced, except in full,
without the written consent of Pace Analytical Services, LLC.

Pace Analytical Services, LLC
9800 Kincey Ave. Suite 100
Huntersville, NC 28078
(704)875-9092

QUALIFIERS

Project: 2020-L1-SR-2448
Pace Project No.: 92605980

DEFINITIONS

DF - Dilution Factor, if reported, represents the factor applied to the reported data due to dilution of the sample aliquot.

ND - Not Detected at or above adjusted reporting limit.

TNTC - Too Numerous To Count

J - Estimated concentration above the adjusted method detection limit and below the adjusted reporting limit.

MDL - Adjusted Method Detection Limit.

PQL - Practical Quantitation Limit.

RL - Reporting Limit - The lowest concentration value that meets project requirements for quantitative data with known precision and bias for a specific analyte in a specific matrix.

S - Surrogate

1,2-Diphenylhydrazine decomposes to and cannot be separated from Azobenzene using Method 8270. The result for each analyte is a combined concentration.

Consistent with EPA guidelines, unrounded data are displayed and have been used to calculate % recovery and RPD values.

LCS(D) - Laboratory Control Sample (Duplicate)

MS(D) - Matrix Spike (Duplicate)

DUP - Sample Duplicate

RPD - Relative Percent Difference

NC - Not Calculable.

SG - Silica Gel - Clean-Up

U - Indicates the compound was analyzed for, but not detected.

Acid preservation may not be appropriate for 2 Chloroethylvinyl ether.

A separate vial preserved to a pH of 4-5 is recommended in SW846 Chapter 4 for the analysis of Acrolein and Acrylonitrile by EPA Method 8260.

N-Nitrosodiphenylamine decomposes and cannot be separated from Diphenylamine using Method 8270. The result reported for each analyte is a combined concentration.

Reported results are not rounded until the final step prior to reporting. Therefore, calculated parameters that are typically reported as "Total" may vary slightly from the sum of the reported component parameters.

Pace Analytical is TNI accredited. Contact your Pace PM for the current list of accredited analytes.

TNI - The NELAC Institute.

ANALYTE QUALIFIERS

M1	Matrix spike recovery exceeded QC limits. Batch accepted based on laboratory control sample (LCS) recovery.
N2	The lab does not hold NELAC/TNI accreditation for this parameter but other accreditations/certifications may apply. A complete list of accreditations/certifications is available upon request.

This report shall not be reproduced, except in full,
without the written consent of Pace Analytical Services, LLC.

Pace Analytical Services, LLC
9800 Kincey Ave. Suite 100
Huntersville, NC 28078
(704)875-9092

QUALITY CONTROL DATA CROSS REFERENCE TABLE

Project: 2020-L1-SR-2448
Pace Project No.: 92605980

Lab ID	Sample ID	QC Batch Method	QC Batch	Analytical Method	Analytical Batch
92605980001	**FB-1**	MADEP VPH	700214		
92605980002	**FD-1**	MADEP VPH	700214		
92605980001	**FB-1**	EPA 3010A	702514	EPA 6020B	702632
92605980002	**FD-1**	EPA 3010A	702514	EPA 6020B	702632
92605980001	**FB-1**	SM 6200B	700144		
92605980002	**FD-1**	SM 6200B	700144		
92605980003	**TRIP BLANK**	SM 6200B	700144		

This report shall not be reproduced, except in full,
without the written consent of Pace Analytical Services, LLC.

CHAIN-OF-CUSTODY Analytical Request Document

Pace Analytical

Chain-of-Custody is a LEGAL DOCUMENT - Complete all relevent fields

WO# : 92605980

92605980

LAB ... er Number or ... LY

Company: Apex Companies	Billing Information:
Address: 5900 Northwoods Bus. Pkwy Ste O.	
Report To: Andrew Street	Email To: Andrew.Street@apexcos.com
Copy To: Tom Naumann	Site Collection Info/Address: Tom.naumann@apexcos.com
Customer Project Name/Number: 2020-LI-SR-2448	State: NC County/City: Huntersville Time Zone Collected: [ ] PT [ ] MT [ ] CT [ ] ET
Phone: Email:	Site/Facility ID #:
Collected By (print): Matt T	Purchase Order #: Quote #:
Collected By (signature):	Turnaround Date Required: ASAP
Sample Disposal: [X] Dispose as appropriate [ ] Return [ ] Archive: [ ] Hold:	Rush: [ ] Same Day [ ] Next Day [ ] 2 Day [ ] 3 Day [ ] 4 Day [ ] 5 Day (Expedite Charges Apply)

Compliance Monitoring? [ ] Yes [ ] No

DW PWS ID #: DW Location Code:

Immediately Packed on Ice: [X] Yes [ ] No

Field Filtered (if applicable): [ ] Yes [ ] No

Analysis: _____

Container Preservative Type **: 3 3 1

** Preservative Types: (1) nitric acid, (2) sulfuric acid, (3) hydrochloric acid, (4) sodium hydroxide, (5) zinc acetate, (6) methanol, (7) sodium bisulfate, (8) sodium thiosulfate, (9) hexane, (A) ascorbic acid, (B) ammonium sulfate, (C) ammonium hydroxide, (D) TSP, (U) Unpreserved, (O) Other _____

Lab Project Manager:

* Matrix Codes (Insert in Matrix box below): Drinking Water (DW), Ground Water (GW), Wastewater (WW), Product (P), Soil/Solid (SL), Oil (OL), Wipe (WP), Air (AR), Tissue (TS), Bioassay (B), Vapor (V), Other (OT)

Customer Sample ID	Matrix *	Comp / Grab	Collected (or Composite Start) Date	Collected (or Composite Start) Time	Composite End Date	Composite End Time	Res Cl	# of Ctns	Analyses: VOC 6200B	MADEP VPH	Lead	Lab Sample # / Comments
												92605980
FB-1	DW	G	5-24-22					8	X	X	X	001
FD-1	DW	G	5-24-22					8	X	X	X	002
Trip Blank								2				003

Lab Profile/Line:

Lab Sample Receipt Checklist:

Custody Seals Present/Intact	Y	(N)	NA
Custody Signatures Present	(Y)	N	NA
Collector Signature Present	(Y)	N	NA
Bottles Intact	(Y)	N	NA
Correct Bottles	(Y)	N	NA
Sufficient Volume	(Y)	N	NA
Samples Received on Ice	(Y)	N	NA
VOA - Headspace Acceptable	(Y)	N	NA
USDA Regulated Soils	Y	N	(NA)
Samples in Holding Time	(Y)	N	NA
Residual Chlorine Present	Y	N	(NA)
Cl Strips: _____			
Sample pH Acceptable	(Y)	N	NA
pH Strips: 223019AV			
Sulfide Present	Y	N	(NA)
Lead Acetate Strips: _____			

LAB USE ONLY:

Customer Remarks / Special Conditions / Possible Hazards:

Type of Ice Used: (Wet) Blue Dry None

Packing Material Used: BUBBLE BAGS

Radchem sample(s) screened (<500 cpm): Y N (NA)

SHORT HOLDS PRESENT (<72 hours): Y (N) N/A

Lab Tracking #: 2518050

Samples received via: FEDEX UPS (Client) Courier Pace Courier

Lab Sample Temperature Info:

Temp Blank Received: Y (N) NA

Therm ID#: 92TD(Q4 (O)

Cooler 1 Temp Upon Receipt: 4.3 oC

Cooler 1 Therm Corr. Factor: 0 oC

Cooler 1 Corrected Temp: 4.3 oC

Comments:

Relinquished by/Company: (Signature)	Date/Time:	Received by/Company: (Signature)	Date/Time:
Apex / Apex	5-24-22 / 1038	KB / PACE HUC	5/24/22 1038
Relinquished by/Company: (Signature)	Date/Time:	Received by/Company: (Signature)	Date/Time:
Relinquished by/Company: (Signature)	Date/Time:	Received by/Company: (Signature)	Date/Time:

MTJL LAB USE ONLY

Table #:

Acctnum:

Template:

Prelogin:

PM:

PB:

Trip Blank Received: (Y) N NA

HCL MeOH TSP Other

Non Conformance(s): YES / NO

Page: 1 of: 1

Pace

DC#_Title: ENV-FRM-HUNT-0083 v01_Sample Condition Upon Receipt

Effective Date: 05/12/202205/12/2022

*Check mark top half of box if pH and/or dechlorination is verified and within the acceptance range for preservation samples.

Exceptions: VOA, Coliform, TOC, Oil and Grease, DRO/8015 (water) DOC, LLHg

**Bottom half of box is to list number of bottles

***Check all unpreserved Nitrates for chlorine

Project WO#: 92605980

PM: AMB Due Date: 06/01/22

CLIENT: 92-APEX MOOR

Item#	BP4U-125 mL Plastic Unpreserved (N/A) (Cl-)	BP3U-250 mL Plastic Unpreserved (N/A)	BP2U-500 mL Plastic Unpreserved (N/A)	BP1U-1 liter Plastic Unpreserved (N/A)	BP4S-125 mL Plastic H2SO4 (pH < 2) (Cl-)	BP3N-250 mL plastic HNO3 (pH < 2)	BP4Z-125 mL Plastic ZN Acetate & NaOH (>9)	BP4B-125 mL Plastic NaOH (pH > 12) (Cl-)	WGFU-Wide-mouthed Glass jar Unpreserved	AG1U-1 liter Amber Unpreserved (N/A) (Cl-)	AG1H-1 liter Amber HCl (pH < 2)	AG3U-250 mL Amber Unpreserved (N/A) (Cl-)	AG1S-1 liter Amber H2SO4 (pH < 2)	AG3S-250 mL Amber H2SO4 (pH < 2)	DG9A-250 mL Amber NH4Cl (N/A)(Cl-)	DG9H-40 mL VOA HCl (N/A)	VG9T-40 mL VOA Na2S2O3 (N/A)	VG9U-40 mL VOA Unpreserved (N/A)	DG9V-40 mL VOA H3PO4 (N/A)	DG9S-40 mL VOA H2SO4 (N/A)	V/GK (3 vials per kit)-VPH/Gas kit (N/A)	SP5T-125 mL Sterile Plastic (N/A – lab)	SP2T-250 mL Sterile Plastic (N/A – lab)		BP3R-250 mL Plastic (NH2)2SO4 (9.3-9.7)	AG0U-100 mL Amber Unpreserved (N/A) (Cl-)	VSGU-20 mL Scintillation vials (N/A)	DG9U-40 mL Amber Unpreserved vials (N/A)
1						1 ✓										7												
2						1 ✓										7												
3																2												
4																												
5																												
6																												
7																												
8																												
9																												
10																												
11																												
12																												

pH Adjustment Log for Preserved Samples

Sample ID	Type of Preservative	pH upon receipt	Date preservation adjusted	Time preservation adjusted	Amount of Preservative added	Lot #

Note: Whenever there is a discrepancy affecting North Carolina compliance samples, a copy of this form will be sent to the North Carolina DENR Certification Office (i.e. Out of hold, incorrect preservative, out of temp, incorrect containers.

Pace Analytical Services, LLC
9800 Kincey Ave. Suite 100
Huntersville, NC 28078
(704)875-9092

June 14, 2022

Andrew Street
Apex Companies - NC
5900 Northwoods Business Pkwy
Suite 5900-0
Charlotte, NC 28269

RE: Project: 2020-L1-SR-2448
Pace Project No.: 92607096

Dear Andrew Street:

Enclosed are the analytical results for sample(s) received by the laboratory on May 31, 2022. The results relate only to the samples included in this report. Results reported herein conform to the applicable TNI/NELAC Standards and the laboratory's Quality Manual, where applicable, unless otherwise noted in the body of the report.

The test results provided in this final report were generated by each of the following laboratories within the Pace Network:

- Pace Analytical Services - Asheville
- Pace Analytical Services - Charlotte

If you have any questions concerning this report, please feel free to contact me.

Sincerely,

Angela M. Baioni

Angela Baioni
angela.baioni@pacelabs.com
(704)875-9092
Project Manager

Enclosures

cc: J Culbreath, Colonial Pipeline Company
Naomi Fretz, APEX Companies, LLC
Robert Hughes, Colonial Pipeline
Jamie Moran, APEX Companies, LLC
Jeff Morrison, Colonial Pipeline Company
Tom Naumann, APEX Companies - NC
Joe Nicolette, Montrose-EPS
Kaitlyn Nootens, Apex Companies
Christopher Schultz, Apex Companies
Matt Teixeira, Apex Companies, LLC
Michael Verdon, Colonial Pipeline Company
JM Wyatt, Colonial Pipeline Company

REPORT OF LABORATORY ANALYSIS

This report shall not be reproduced, except in full,
without the written consent of Pace Analytical Services, LLC.

Pace Analytical Services, LLC
9800 Kincey Ave. Suite 100
Huntersville, NC 28078
(704)875-9092

CERTIFICATIONS

Project: 2020-L1-SR-2448
Pace Project No.: 92607096

Pace Analytical Services Charlotte

South Carolina Laboratory ID: 99006
9800 Kincey Ave. Ste 100, Huntersville, NC 28078
North Carolina Drinking Water Certification #: 37706
North Carolina Field Services Certification #: 5342
North Carolina Wastewater Certification #: 12
South Carolina Laboratory ID: 99006
South Carolina Certification #: 99006001
South Carolina Drinking Water Cert. #: 99006003
Florida/NELAP Certification #: E87627
Kentucky UST Certification #: 84
Louisiana DoH Drinking Water #: LA029
Virginia/VELAP Certification #: 460221

Pace Analytical Services Asheville

2225 Riverside Drive, Asheville, NC 28804
Florida/NELAP Certification #: E87648
North Carolina Drinking Water Certification #: 37712
North Carolina Wastewater Certification #: 40
South Carolina Laboratory ID: 99030
South Carolina Certification #: 99030001
Virginia/VELAP Certification #: 460222

This report shall not be reproduced, except in full,
without the written consent of Pace Analytical Services, LLC.

Pace Analytical Services, LLC
9800 Kincey Ave. Suite 100
Huntersville, NC 28078
(704)875-9092

SAMPLE SUMMARY

Project: 2020-L1-SR-2448
Pace Project No.: 92607096

Lab ID	Sample ID	Matrix	Date Collected	Date Received
92607096001	**14226_HC_RD**	Water	05/31/22 11:05	05/31/22 12:50

This report shall not be reproduced, except in full,
without the written consent of Pace Analytical Services, LLC.

Pace Analytical Services, LLC
9800 Kincey Ave. Suite 100
Huntersville, NC 28078
(704)875-9092

SAMPLE ANALYTE COUNT

Project: 2020-L1-SR-2448
Pace Project No.: 92607096

Lab ID	Sample ID	Method	Analysts	Analytes Reported	Laboratory
92607096001	**14226_HC_RD**	MADEP VPH	MAD	6	PASI-C
		EPA 6020B	DBB1	1	PASI-A
		SM 6200B	SAS	64	PASI-C

PASI-A = Pace Analytical Services - Asheville
PASI-C = Pace Analytical Services - Charlotte

This report shall not be reproduced, except in full,
without the written consent of Pace Analytical Services, LLC.

Pace Analytical Services, LLC
9800 Kincey Ave. Suite 100
Huntersville, NC 28078
(704)875-9092

ANALYTICAL RESULTS

Project: 2020-L1-SR-2448
Pace Project No.: 92607096

Sample: 14226_HC_RD **Lab ID: 92607096001** Collected: 05/31/22 11:05 Received: 05/31/22 12:50 Matrix: Water

Parameters	Results	Units	Report Limit	MDL	DF	Prepared	Analyzed	CAS No.	Qual
VPH NC Water	Analytical Method: MADEP VPH Pace Analytical Services - Charlotte								
Total VPH (C5-C12)	ND	ug/L	50.0	50.0	1		06/09/22 19:24		N2
Aliphatic (C05-C08)	ND	ug/L	50.0	50.0	1		06/09/22 19:24		N2
Aliphatic(C09-C12) Adjusted	ND	ug/L	50.0	50.0	1		06/09/22 19:24		N2
Aromatic (C09-C10)	ND	ug/L	50.0	50.0	1		06/09/22 19:24		N2
Surrogates									
4-Bromofluorobenzene (FID) (S)	98	%	70-130		1		06/09/22 19:24	460-00-4	
4-Bromofluorobenzene (PID) (S)	86	%	70-130		1		06/09/22 19:24	460-00-4	
6020 MET ICPMS	Analytical Method: EPA 6020B Preparation Method: EPA 3010A Pace Analytical Services - Asheville								
Lead	**0.37J**	ug/L	1.0	0.077	1	06/10/22 13:15	06/12/22 22:52	7439-92-1	
6200B MSV	Analytical Method: SM 6200B Pace Analytical Services - Charlotte								
Benzene	ND	ug/L	0.50	0.34	1		06/01/22 16:18	71-43-2	
Bromobenzene	ND	ug/L	0.50	0.29	1		06/01/22 16:18	108-86-1	
Bromochloromethane	ND	ug/L	0.50	0.47	1		06/01/22 16:18	74-97-5	
Bromodichloromethane	ND	ug/L	0.50	0.31	1		06/01/22 16:18	75-27-4	
Bromoform	ND	ug/L	0.50	0.34	1		06/01/22 16:18	75-25-2	
Bromomethane	ND	ug/L	5.0	1.7	1		06/01/22 16:18	74-83-9	
n-Butylbenzene	ND	ug/L	0.50	0.49	1		06/01/22 16:18	104-51-8	
sec-Butylbenzene	ND	ug/L	0.50	0.40	1		06/01/22 16:18	135-98-8	
tert-Butylbenzene	ND	ug/L	0.50	0.32	1		06/01/22 16:18	98-06-6	
Carbon tetrachloride	ND	ug/L	0.50	0.33	1		06/01/22 16:18	56-23-5	
Chlorobenzene	ND	ug/L	0.50	0.28	1		06/01/22 16:18	108-90-7	
Chloroethane	ND	ug/L	1.0	0.65	1		06/01/22 16:18	75-00-3	
Chloroform	ND	ug/L	0.50	0.43	1		06/01/22 16:18	67-66-3	
Chloromethane	ND	ug/L	1.0	0.54	1		06/01/22 16:18	74-87-3	
2-Chlorotoluene	ND	ug/L	0.50	0.32	1		06/01/22 16:18	95-49-8	
4-Chlorotoluene	ND	ug/L	0.50	0.32	1		06/01/22 16:18	106-43-4	
1,2-Dibromo-3-chloropropane	ND	ug/L	1.0	0.34	1		06/01/22 16:18	96-12-8	
Dibromochloromethane	ND	ug/L	0.50	0.36	1		06/01/22 16:18	124-48-1	
1,2-Dibromoethane (EDB)	ND	ug/L	0.50	0.27	1		06/01/22 16:18	106-93-4	
Dibromomethane	ND	ug/L	0.50	0.39	1		06/01/22 16:18	74-95-3	
1,2-Dichlorobenzene	ND	ug/L	0.50	0.34	1		06/01/22 16:18	95-50-1	
1,3-Dichlorobenzene	ND	ug/L	0.50	0.34	1		06/01/22 16:18	541-73-1	
1,4-Dichlorobenzene	ND	ug/L	0.50	0.33	1		06/01/22 16:18	106-46-7	
Dichlorodifluoromethane	ND	ug/L	0.50	0.35	1		06/01/22 16:18	75-71-8	
1,1-Dichloroethane	ND	ug/L	0.50	0.37	1		06/01/22 16:18	75-34-3	
1,2-Dichloroethane	ND	ug/L	0.50	0.32	1		06/01/22 16:18	107-06-2	
1,1-Dichloroethene	ND	ug/L	0.50	0.35	1		06/01/22 16:18	75-35-4	
cis-1,2-Dichloroethene	ND	ug/L	0.50	0.38	1		06/01/22 16:18	156-59-2	
trans-1,2-Dichloroethene	ND	ug/L	0.50	0.40	1		06/01/22 16:18	156-60-5	
1,2-Dichloropropane	ND	ug/L	0.50	0.36	1		06/01/22 16:18	78-87-5	
1,3-Dichloropropane	ND	ug/L	0.50	0.28	1		06/01/22 16:18	142-28-9	

REPORT OF LABORATORY ANALYSIS

This report shall not be reproduced, except in full,
without the written consent of Pace Analytical Services, LLC.

Pace Analytical Services, LLC
9800 Kincey Ave. Suite 100
Huntersville, NC 28078
(704)875-9092

ANALYTICAL RESULTS

Project: 2020-L1-SR-2448
Pace Project No.: 92607096

Sample: 14226_HC_RD **Lab ID: 92607096001** Collected: 05/31/22 11:05 Received: 05/31/22 12:50 Matrix: Water

Parameters	Results	Units	Report Limit	MDL	DF	Prepared	Analyzed	CAS No.	Qual
6200B MSV	Analytical Method: SM 6200B Pace Analytical Services - Charlotte								
2,2-Dichloropropane	ND	ug/L	0.50	0.39	1		06/01/22 16:18	594-20-7	
1,1-Dichloropropene	ND	ug/L	0.50	0.43	1		06/01/22 16:18	563-58-6	
cis-1,3-Dichloropropene	ND	ug/L	0.50	0.36	1		06/01/22 16:18	10061-01-5	
trans-1,3-Dichloropropene	ND	ug/L	0.50	0.36	1		06/01/22 16:18	10061-02-6	
Diisopropyl ether	ND	ug/L	0.50	0.31	1		06/01/22 16:18	108-20-3	
Ethanol	ND	ug/L	200	72.2	1		06/01/22 16:18	64-17-5	
Ethylbenzene	ND	ug/L	0.50	0.30	1		06/01/22 16:18	100-41-4	
Hexachloro-1,3-butadiene	ND	ug/L	2.0	1.5	1		06/01/22 16:18	87-68-3	
Isopropylbenzene (Cumene)	ND	ug/L	0.50	0.33	1		06/01/22 16:18	98-82-8	
Methylene Chloride	ND	ug/L	2.0	2.0	1		06/01/22 16:18	75-09-2	
Methyl-tert-butyl ether	ND	ug/L	0.50	0.42	1		06/01/22 16:18	1634-04-4	
Naphthalene	ND	ug/L	2.0	0.64	1		06/01/22 16:18	91-20-3	
n-Propylbenzene	ND	ug/L	0.50	0.34	1		06/01/22 16:18	103-65-1	
Styrene	ND	ug/L	0.50	0.29	1		06/01/22 16:18	100-42-5	
1,1,1,2-Tetrachloroethane	ND	ug/L	0.50	0.31	1		06/01/22 16:18	630-20-6	
1,1,2,2-Tetrachloroethane	ND	ug/L	0.50	0.22	1		06/01/22 16:18	79-34-5	
Tetrachloroethene	ND	ug/L	0.50	0.29	1		06/01/22 16:18	127-18-4	
Toluene	ND	ug/L	0.50	0.48	1		06/01/22 16:18	108-88-3	
1,2,3-Trichlorobenzene	ND	ug/L	2.0	0.81	1		06/01/22 16:18	87-61-6	
1,2,4-Trichlorobenzene	ND	ug/L	2.0	0.64	1		06/01/22 16:18	120-82-1	
1,1,1-Trichloroethane	ND	ug/L	0.50	0.33	1		06/01/22 16:18	71-55-6	
1,1,2-Trichloroethane	ND	ug/L	0.50	0.32	1		06/01/22 16:18	79-00-5	
Trichloroethene	ND	ug/L	0.50	0.38	1		06/01/22 16:18	79-01-6	
Trichlorofluoromethane	ND	ug/L	1.0	0.30	1		06/01/22 16:18	75-69-4	
1,2,3-Trichloropropane	ND	ug/L	0.50	0.26	1		06/01/22 16:18	96-18-4	
1,2,4-Trimethylbenzene	ND	ug/L	0.50	0.50	1		06/01/22 16:18	95-63-6	
1,3,5-Trimethylbenzene	ND	ug/L	0.50	0.33	1		06/01/22 16:18	108-67-8	
Vinyl chloride	ND	ug/L	1.0	0.39	1		06/01/22 16:18	75-01-4	
m&p-Xylene	ND	ug/L	1.0	0.71	1		06/01/22 16:18	179601-23-1	
o-Xylene	ND	ug/L	0.50	0.34	1		06/01/22 16:18	95-47-6	
Surrogates									
1,2-Dichloroethane-d4 (S)	90	%	70-130		1		06/01/22 16:18	17060-07-0	
4-Bromofluorobenzene (S)	98	%	70-130		1		06/01/22 16:18	460-00-4	
Toluene-d8 (S)	105	%	70-130		1		06/01/22 16:18	2037-26-5	

REPORT OF LABORATORY ANALYSIS

This report shall not be reproduced, except in full,
without the written consent of Pace Analytical Services, LLC.

Pace Analytical Services, LLC
9800 Kincey Ave. Suite 100
Huntersville, NC 28078
(704)875-9092

QUALITY CONTROL DATA

Project: 2020-L1-SR-2448
Pace Project No.: 92607096

QC Batch: 703390
QC Batch Method: MADEP VPH
Analysis Method: MADEP VPH
Analysis Description: VPH NC Water
Laboratory: Pace Analytical Services - Charlotte
Associated Lab Samples: 92607096001

METHOD BLANK: 3670605 Matrix: Water
Associated Lab Samples: 92607096001

Parameter	Units	Blank Result	Reporting Limit	MDL	Analyzed	Qualifiers
Aliphatic (C05-C08)	ug/L	ND	50.0	50.0	06/09/22 14:03	N2
Aromatic (C09-C10)	ug/L	ND	50.0	50.0	06/09/22 14:03	N2
4-Bromofluorobenzene (FID) (S)	%	101	70-130		06/09/22 14:03	
4-Bromofluorobenzene (PID) (S)	%	90	70-130		06/09/22 14:03	

LABORATORY CONTROL SAMPLE & LCSD: 3670606 3670607

Parameter	Units	Spike Conc.	LCS Result	LCSD Result	LCS % Rec	LCSD % Rec	% Rec Limits	RPD	Max RPD	Qualifiers
Aliphatic (C05-C08)	ug/L	300	288	287	96	96	70-130	0	25	N2
Aromatic (C09-C10)	ug/L	100	98.0	98.4	98	98	70-130	0	25	N2
4-Bromofluorobenzene (FID) (S)	%				98	101	70-130			
4-Bromofluorobenzene (PID) (S)	%				89	91	70-130			

Results presented on this page are in the units indicated by the "Units" column except where an alternate unit is presented to the right of the result.

REPORT OF LABORATORY ANALYSIS

This report shall not be reproduced, except in full,
without the written consent of Pace Analytical Services, LLC.

Pace Analytical Services, LLC
9800 Kincey Ave. Suite 100
Huntersville, NC 28078
(704)875-9092

QUALITY CONTROL DATA

Project: 2020-L1-SR-2448
Pace Project No.: 92607096

QC Batch: 703618
QC Batch Method: EPA 3010A
Analysis Method: EPA 6020B
Analysis Description: 6020 MET
Laboratory: Pace Analytical Services - Asheville
Associated Lab Samples: 92607096001

METHOD BLANK: 3671714 Matrix: Water
Associated Lab Samples: 92607096001

Parameter	Units	Blank Result	Reporting Limit	MDL	Analyzed	Qualifiers
Lead	ug/L	ND	1.0	0.077	06/12/22 21:43	

LABORATORY CONTROL SAMPLE: 3671715

Parameter	Units	Spike Conc.	LCS Result	LCS % Rec	% Rec Limits	Qualifiers
Lead	ug/L	50	48.9	98	80-120	

MATRIX SPIKE & MATRIX SPIKE DUPLICATE: 3671716 3671717

Parameter	Units	92607151023 Result	MS Spike Conc.	MSD Spike Conc.	MS Result	MSD Result	MS % Rec	MSD % Rec	% Rec Limits	RPD	Max RPD	Qual
Lead	ug/L	0.12J	50	50	49.7	49.8	99	99	75-125	0	20	

Results presented on this page are in the units indicated by the "Units" column except where an alternate unit is presented to the right of the result.

REPORT OF LABORATORY ANALYSIS

This report shall not be reproduced, except in full,
without the written consent of Pace Analytical Services, LLC.

Pace Analytical Services, LLC
9800 Kincey Ave. Suite 100
Huntersville, NC 28078
(704)875-9092

QUALITY CONTROL DATA

Project: 2020-L1-SR-2448
Pace Project No.: 92607096

QC Batch: 701565
QC Batch Method: SM 6200B
Analysis Method: SM 6200B
Analysis Description: 6200B MSV
Laboratory: Pace Analytical Services - Charlotte

Associated Lab Samples: 92607096001

METHOD BLANK: 3661741 Matrix: Water
Associated Lab Samples: 92607096001

Parameter	Units	Blank Result	Reporting Limit	MDL	Analyzed	Qualifiers
1,1,1,2-Tetrachloroethane	ug/L	ND	0.50	0.31	06/01/22 12:44	
1,1,1-Trichloroethane	ug/L	ND	0.50	0.33	06/01/22 12:44	
1,1,2,2-Tetrachloroethane	ug/L	ND	0.50	0.22	06/01/22 12:44	
1,1,2-Trichloroethane	ug/L	ND	0.50	0.32	06/01/22 12:44	
1,1-Dichloroethane	ug/L	ND	0.50	0.37	06/01/22 12:44	
1,1-Dichloroethene	ug/L	ND	0.50	0.35	06/01/22 12:44	
1,1-Dichloropropene	ug/L	ND	0.50	0.43	06/01/22 12:44	
1,2,3-Trichlorobenzene	ug/L	ND	2.0	0.81	06/01/22 12:44	
1,2,3-Trichloropropane	ug/L	ND	0.50	0.26	06/01/22 12:44	
1,2,4-Trichlorobenzene	ug/L	ND	2.0	0.64	06/01/22 12:44	
1,2,4-Trimethylbenzene	ug/L	ND	0.50	0.50	06/01/22 12:44	
1,2-Dibromo-3-chloropropane	ug/L	ND	1.0	0.34	06/01/22 12:44	
1,2-Dibromoethane (EDB)	ug/L	ND	0.50	0.27	06/01/22 12:44	
1,2-Dichlorobenzene	ug/L	ND	0.50	0.34	06/01/22 12:44	
1,2-Dichloroethane	ug/L	ND	0.50	0.32	06/01/22 12:44	
1,2-Dichloropropane	ug/L	ND	0.50	0.36	06/01/22 12:44	
1,3,5-Trimethylbenzene	ug/L	ND	0.50	0.33	06/01/22 12:44	
1,3-Dichlorobenzene	ug/L	ND	0.50	0.34	06/01/22 12:44	
1,3-Dichloropropane	ug/L	ND	0.50	0.28	06/01/22 12:44	
1,4-Dichlorobenzene	ug/L	ND	0.50	0.33	06/01/22 12:44	
2,2-Dichloropropane	ug/L	ND	0.50	0.39	06/01/22 12:44	
2-Chlorotoluene	ug/L	ND	0.50	0.32	06/01/22 12:44	
4-Chlorotoluene	ug/L	ND	0.50	0.32	06/01/22 12:44	
Benzene	ug/L	ND	0.50	0.34	06/01/22 12:44	
Bromobenzene	ug/L	ND	0.50	0.29	06/01/22 12:44	
Bromochloromethane	ug/L	ND	0.50	0.47	06/01/22 12:44	
Bromodichloromethane	ug/L	ND	0.50	0.31	06/01/22 12:44	
Bromoform	ug/L	ND	0.50	0.34	06/01/22 12:44	
Bromomethane	ug/L	ND	5.0	1.7	06/01/22 12:44	
Carbon tetrachloride	ug/L	ND	0.50	0.33	06/01/22 12:44	
Chlorobenzene	ug/L	ND	0.50	0.28	06/01/22 12:44	
Chloroethane	ug/L	ND	1.0	0.65	06/01/22 12:44	
Chloroform	ug/L	ND	0.50	0.43	06/01/22 12:44	
Chloromethane	ug/L	ND	1.0	0.54	06/01/22 12:44	
cis-1,2-Dichloroethene	ug/L	ND	0.50	0.38	06/01/22 12:44	
cis-1,3-Dichloropropene	ug/L	ND	0.50	0.36	06/01/22 12:44	
Dibromochloromethane	ug/L	ND	0.50	0.36	06/01/22 12:44	
Dibromomethane	ug/L	ND	0.50	0.39	06/01/22 12:44	
Dichlorodifluoromethane	ug/L	ND	0.50	0.35	06/01/22 12:44	
Diisopropyl ether	ug/L	ND	0.50	0.31	06/01/22 12:44	

Results presented on this page are in the units indicated by the "Units" column except where an alternate unit is presented to the right of the result.

REPORT OF LABORATORY ANALYSIS

This report shall not be reproduced, except in full,
without the written consent of Pace Analytical Services, LLC.

Pace Analytical Services, LLC
9800 Kincey Ave. Suite 100
Huntersville, NC 28078
(704)875-9092

QUALITY CONTROL DATA

Project: 2020-L1-SR-2448
Pace Project No.: 92607096

METHOD BLANK: 3661741 Matrix: Water
Associated Lab Samples: 92607096001

Parameter	Units	Blank Result	Reporting Limit	MDL	Analyzed	Qualifiers
Ethanol	ug/L	ND	200	72.2	06/01/22 12:44	
Ethylbenzene	ug/L	ND	0.50	0.30	06/01/22 12:44	
Hexachloro-1,3-butadiene	ug/L	ND	2.0	1.5	06/01/22 12:44	
Isopropylbenzene (Cumene)	ug/L	ND	0.50	0.33	06/01/22 12:44	
m&p-Xylene	ug/L	ND	1.0	0.71	06/01/22 12:44	
Methyl-tert-butyl ether	ug/L	ND	0.50	0.42	06/01/22 12:44	
Methylene Chloride	ug/L	ND	2.0	2.0	06/01/22 12:44	
n-Butylbenzene	ug/L	ND	0.50	0.49	06/01/22 12:44	
n-Propylbenzene	ug/L	ND	0.50	0.34	06/01/22 12:44	
Naphthalene	ug/L	ND	2.0	0.64	06/01/22 12:44	
o-Xylene	ug/L	ND	0.50	0.34	06/01/22 12:44	
sec-Butylbenzene	ug/L	ND	0.50	0.40	06/01/22 12:44	
Styrene	ug/L	ND	0.50	0.29	06/01/22 12:44	
tert-Butylbenzene	ug/L	ND	0.50	0.32	06/01/22 12:44	
Tetrachloroethene	ug/L	ND	0.50	0.29	06/01/22 12:44	
Toluene	ug/L	ND	0.50	0.48	06/01/22 12:44	
trans-1,2-Dichloroethene	ug/L	ND	0.50	0.40	06/01/22 12:44	
trans-1,3-Dichloropropene	ug/L	ND	0.50	0.36	06/01/22 12:44	
Trichloroethene	ug/L	ND	0.50	0.38	06/01/22 12:44	
Trichlorofluoromethane	ug/L	ND	1.0	0.30	06/01/22 12:44	
Vinyl chloride	ug/L	ND	1.0	0.39	06/01/22 12:44	
1,2-Dichloroethane-d4 (S)	%	89	70-130		06/01/22 12:44	
4-Bromofluorobenzene (S)	%	97	70-130		06/01/22 12:44	
Toluene-d8 (S)	%	106	70-130		06/01/22 12:44	

LABORATORY CONTROL SAMPLE: 3661742

Parameter	Units	Spike Conc.	LCS Result	LCS % Rec	% Rec Limits	Qualifiers
1,1,1,2-Tetrachloroethane	ug/L	50	51.9	104	60-140	
1,1,1-Trichloroethane	ug/L	50	53.2	106	60-140	
1,1,2,2-Tetrachloroethane	ug/L	50	47.1	94	60-140	
1,1,2-Trichloroethane	ug/L	50	48.9	98	60-140	
1,1-Dichloroethane	ug/L	50	47.7	95	60-140	
1,1-Dichloroethene	ug/L	50	53.7	107	60-140	
1,1-Dichloropropene	ug/L	50	51.5	103	60-140	
1,2,3-Trichlorobenzene	ug/L	50	52.1	104	60-140	
1,2,3-Trichloropropane	ug/L	50	45.6	91	60-140	
1,2,4-Trichlorobenzene	ug/L	50	51.7	103	60-140	
1,2,4-Trimethylbenzene	ug/L	50	49.5	99	60-140	
1,2-Dibromo-3-chloropropane	ug/L	50	46.5	93	60-140	
1,2-Dibromoethane (EDB)	ug/L	50	50.7	101	60-140	
1,2-Dichlorobenzene	ug/L	50	48.8	98	60-140	
1,2-Dichloroethane	ug/L	50	48.3	97	60-140	
1,2-Dichloropropane	ug/L	50	50.8	102	60-140	

Results presented on this page are in the units indicated by the "Units" column except where an alternate unit is presented to the right of the result.

REPORT OF LABORATORY ANALYSIS

This report shall not be reproduced, except in full,
without the written consent of Pace Analytical Services, LLC.

Pace Analytical Services, LLC
9800 Kincey Ave. Suite 100
Huntersville, NC 28078
(704)875-9092

QUALITY CONTROL DATA

Project: 2020-L1-SR-2448
Pace Project No.: 92607096

LABORATORY CONTROL SAMPLE: 3661742

Parameter	Units	Spike Conc.	LCS Result	LCS % Rec	% Rec Limits	Qualifiers
1,3,5-Trimethylbenzene	ug/L	50	50.9	102	60-140	
1,3-Dichlorobenzene	ug/L	50	49.1	98	60-140	
1,3-Dichloropropane	ug/L	50	51.3	103	60-140	
1,4-Dichlorobenzene	ug/L	50	48.4	97	60-140	
2,2-Dichloropropane	ug/L	50	52.7	105	60-140	
2-Chlorotoluene	ug/L	50	49.2	98	60-140	
4-Chlorotoluene	ug/L	50	47.7	95	60-140	
Benzene	ug/L	50	47.8	96	60-140	
Bromobenzene	ug/L	50	48.6	97	60-140	
Bromochloromethane	ug/L	50	46.7	93	60-140	
Bromodichloromethane	ug/L	50	45.8	92	60-140	
Bromoform	ug/L	50	50.3	101	60-140	
Bromomethane	ug/L	50	58.0	116	60-140	
Carbon tetrachloride	ug/L	50	55.0	110	60-140	
Chlorobenzene	ug/L	50	48.9	98	60-140	
Chloroethane	ug/L	50	64.2	128	60-140	
Chloroform	ug/L	50	46.7	93	60-140	
Chloromethane	ug/L	50	55.5	111	60-140	
cis-1,2-Dichloroethene	ug/L	50	48.3	97	60-140	
cis-1,3-Dichloropropene	ug/L	50	51.8	104	60-140	
Dibromochloromethane	ug/L	50	51.2	102	60-140	
Dibromomethane	ug/L	50	46.6	93	60-140	
Dichlorodifluoromethane	ug/L	50	67.5	135	60-140	
Diisopropyl ether	ug/L	50	49.8	100	60-140	
Ethanol	ug/L	2000	1580	79	60-140	
Ethylbenzene	ug/L	50	48.6	97	60-140	
Hexachloro-1,3-butadiene	ug/L	50	59.0	118	60-140	
Isopropylbenzene (Cumene)	ug/L	50	49.9	100	60-140	
m&p-Xylene	ug/L	100	97.1	97	60-140	
Methyl-tert-butyl ether	ug/L	50	49.2	98	60-140	
Methylene Chloride	ug/L	50	42.7	85	60-140	
n-Butylbenzene	ug/L	50	54.6	109	60-140	
n-Propylbenzene	ug/L	50	49.6	99	60-140	
Naphthalene	ug/L	50	50.9	102	60-140	
o-Xylene	ug/L	50	48.1	96	60-140	
sec-Butylbenzene	ug/L	50	52.3	105	60-140	
Styrene	ug/L	50	48.5	97	60-140	
tert-Butylbenzene	ug/L	50	42.7	85	60-140	
Tetrachloroethene	ug/L	50	53.7	107	60-140	
Toluene	ug/L	50	44.8	90	60-140	
trans-1,2-Dichloroethene	ug/L	50	51.4	103	60-140	
trans-1,3-Dichloropropene	ug/L	50	49.4	99	60-140	
Trichloroethene	ug/L	50	55.1	110	60-140	
Trichlorofluoromethane	ug/L	50	60.3	121	60-140	
Vinyl chloride	ug/L	50	61.8	124	60-140	
1,2-Dichloroethane-d4 (S)	%			101	70-130	
4-Bromofluorobenzene (S)	%			98	70-130	

Results presented on this page are in the units indicated by the "Units" column except where an alternate unit is presented to the right of the result.

REPORT OF LABORATORY ANALYSIS

This report shall not be reproduced, except in full,
without the written consent of Pace Analytical Services, LLC.

Pace Analytical Services, LLC
9800 Kincey Ave. Suite 100
Huntersville, NC 28078
(704)875-9092

QUALITY CONTROL DATA

Project: 2020-L1-SR-2448
Pace Project No.: 92607096

LABORATORY CONTROL SAMPLE: 3661742

Parameter	Units	Spike Conc.	LCS Result	LCS % Rec	% Rec Limits	Qualifiers
Toluene-d8 (S)	%			95	70-130	

MATRIX SPIKE & MATRIX SPIKE DUPLICATE: 3661743 3661744

Parameter	Units	92606419002 Result	MS Spike Conc.	MSD Spike Conc.	MS Result	MSD Result	MS % Rec	MSD % Rec	% Rec Limits	RPD	Max RPD	Qual
1,1,1,2-Tetrachloroethane	ug/L	ND	250	250	259	249	104	100	60-140	4	30	
1,1,1-Trichloroethane	ug/L	ND	250	250	280	272	112	109	60-140	3	30	
1,1,2,2-Tetrachloroethane	ug/L	ND	250	250	251	245	100	98	60-140	3	30	
1,1,2-Trichloroethane	ug/L	ND	250	250	263	257	105	103	60-140	2	30	
1,1-Dichloroethane	ug/L	ND	250	250	260	257	104	103	60-140	1	30	
1,1-Dichloroethene	ug/L	ND	250	250	283	274	113	110	60-140	3	30	
1,1-Dichloropropene	ug/L	ND	250	250	276	269	110	108	60-140	2	30	
1,2,3-Trichlorobenzene	ug/L	ND	250	250	229	262	91	105	60-140	14	30	
1,2,3-Trichloropropane	ug/L	ND	250	250	256	248	102	99	60-140	3	30	
1,2,4-Trichlorobenzene	ug/L	ND	250	250	230	251	92	100	60-140	9	30	
1,2,4-Trimethylbenzene	ug/L	15.2	250	250	276	268	104	101	60-140	3	30	
1,2-Dibromo-3-chloropropane	ug/L	ND	250	250	222	231	89	92	60-140	4	30	
1,2-Dibromoethane (EDB)	ug/L	ND	250	250	258	251	103	100	60-140	3	30	
1,2-Dichlorobenzene	ug/L	ND	250	250	247	246	99	99	60-140	0	30	
1,2-Dichloroethane	ug/L	ND	250	250	261	252	104	101	60-140	3	30	
1,2-Dichloropropane	ug/L	ND	250	250	283	272	113	109	60-140	4	30	
1,3,5-Trimethylbenzene	ug/L	ND	250	250	268	263	105	103	60-140	2	30	
1,3-Dichlorobenzene	ug/L	ND	250	250	255	255	102	102	60-140	0	30	
1,3-Dichloropropane	ug/L	ND	250	250	271	252	108	101	60-140	7	30	
1,4-Dichlorobenzene	ug/L	ND	250	250	252	250	101	100	60-140	0	30	
2,2-Dichloropropane	ug/L	ND	250	250	250	242	99	96	60-140	3	30	
2-Chlorotoluene	ug/L	ND	250	250	253	251	101	101	60-140	1	30	
4-Chlorotoluene	ug/L	ND	250	250	254	246	101	98	60-140	3	30	
Benzene	ug/L	1410	250	250	1650	1630	99	92	60-140	1	30	
Bromobenzene	ug/L	ND	250	250	250	246	100	98	60-140	2	30	
Bromochloromethane	ug/L	ND	250	250	247	240	99	96	60-140	3	30	
Bromodichloromethane	ug/L	ND	250	250	245	237	98	95	60-140	3	30	
Bromoform	ug/L	ND	250	250	230	226	92	91	60-140	1	30	
Bromomethane	ug/L	ND	250	250	239	269	96	108	60-140	12	30	
Carbon tetrachloride	ug/L	ND	250	250	293	283	117	113	60-140	3	30	
Chlorobenzene	ug/L	ND	250	250	264	256	106	102	60-140	3	30	
Chloroethane	ug/L	ND	250	250	333	331	133	132	60-140	1	30	
Chloroform	ug/L	ND	250	250	251	238	100	95	60-140	5	30	
Chloromethane	ug/L	ND	250	250	256	251	102	101	60-140	2	30	
cis-1,2-Dichloroethene	ug/L	ND	250	250	263	258	105	103	60-140	2	30	
cis-1,3-Dichloropropene	ug/L	ND	250	250	265	256	106	102	60-140	3	30	
Dibromochloromethane	ug/L	ND	250	250	245	234	98	94	60-140	4	30	
Dibromomethane	ug/L	ND	250	250	247	247	99	99	60-140	0	30	

Results presented on this page are in the units indicated by the "Units" column except where an alternate unit is presented to the right of the result.

REPORT OF LABORATORY ANALYSIS

This report shall not be reproduced, except in full,
without the written consent of Pace Analytical Services, LLC.

Pace Analytical Services, LLC
9800 Kincey Ave. Suite 100
Huntersville, NC 28078
(704)875-9092

QUALITY CONTROL DATA

Project: 2020-L1-SR-2448
Pace Project No.: 92607096

MATRIX SPIKE & MATRIX SPIKE DUPLICATE: 3661743 3661744

Parameter	Units	92606419002 Result	MS Spike Conc.	MSD Spike Conc.	MS Result	MSD Result	MS % Rec	MSD % Rec	% Rec Limits	RPD	Max RPD	Qual
Dichlorodifluoromethane	ug/L	ND	250	250	223	214	89	86	60-140	4	30	
Diisopropyl ether	ug/L	59.5	250	250	331	324	109	106	60-140	2	30	
Ethanol	ug/L	ND	10000	10000	11000	11400	110	114	60-140	3	30	
Ethylbenzene	ug/L	ND	250	250	272	258	107	101	60-140	5	30	
Hexachloro-1,3-butadiene	ug/L	ND	250	250	257	263	103	105	60-140	2	30	
Isopropylbenzene (Cumene)	ug/L	41.2	250	250	308	300	107	104	60-140	3	30	
m&p-Xylene	ug/L	33.0	500	500	571	542	108	102	60-140	5	30	
Methyl-tert-butyl ether	ug/L	12.4	250	250	263	253	100	96	60-140	4	30	
Methylene Chloride	ug/L	ND	250	250	223	217	89	87	60-140	3	30	
n-Butylbenzene	ug/L	10.9	250	250	272	278	105	107	60-140	2	30	
n-Propylbenzene	ug/L	12.3	250	250	272	267	104	102	60-140	2	30	
Naphthalene	ug/L	173	250	250	413	444	96	109	60-140	7	30	
o-Xylene	ug/L	47.6	250	250	310	299	105	101	60-140	3	30	
sec-Butylbenzene	ug/L	ND	250	250	270	276	108	110	60-140	2	30	
Styrene	ug/L	ND	250	250	262	253	105	101	60-140	3	30	
tert-Butylbenzene	ug/L	ND	250	250	222	221	89	88	60-140	1	30	
Tetrachloroethene	ug/L	ND	250	250	278	266	111	106	60-140	4	30	
Toluene	ug/L	ND	250	250	265	250	104	98	60-140	6	30	
trans-1,2-Dichloroethene	ug/L	ND	250	250	274	266	109	106	60-140	3	30	
trans-1,3-Dichloropropene	ug/L	ND	250	250	252	244	101	98	60-140	3	30	
Trichloroethene	ug/L	ND	250	250	305	291	122	116	60-140	5	30	
Trichlorofluoromethane	ug/L	ND	250	250	318	311	127	124	60-140	2	30	
Vinyl chloride	ug/L	ND	250	250	292	282	117	113	60-140	4	30	
1,2-Dichloroethane-d4 (S)	%						103	104	70-130			
4-Bromofluorobenzene (S)	%						99	99	70-130			
Toluene-d8 (S)	%						98	98	70-130			

Results presented on this page are in the units indicated by the "Units" column except where an alternate unit is presented to the right of the result.

REPORT OF LABORATORY ANALYSIS

This report shall not be reproduced, except in full,
without the written consent of Pace Analytical Services, LLC.

Pace Analytical Services, LLC
9800 Kincey Ave. Suite 100
Huntersville, NC 28078
(704)875-9092

QUALIFIERS

Project: 2020-L1-SR-2448
Pace Project No.: 92607096

DEFINITIONS

DF - Dilution Factor, if reported, represents the factor applied to the reported data due to dilution of the sample aliquot.

ND - Not Detected at or above adjusted reporting limit.

TNTC - Too Numerous To Count

J - Estimated concentration above the adjusted method detection limit and below the adjusted reporting limit.

MDL - Adjusted Method Detection Limit.

PQL - Practical Quantitation Limit.

RL - Reporting Limit - The lowest concentration value that meets project requirements for quantitative data with known precision and bias for a specific analyte in a specific matrix.

S - Surrogate

1,2-Diphenylhydrazine decomposes to and cannot be separated from Azobenzene using Method 8270. The result for each analyte is a combined concentration.

Consistent with EPA guidelines, unrounded data are displayed and have been used to calculate % recovery and RPD values.

LCS(D) - Laboratory Control Sample (Duplicate)

MS(D) - Matrix Spike (Duplicate)

DUP - Sample Duplicate

RPD - Relative Percent Difference

NC - Not Calculable.

SG - Silica Gel - Clean-Up

U - Indicates the compound was analyzed for, but not detected.

Acid preservation may not be appropriate for 2 Chloroethylvinyl ether.

A separate vial preserved to a pH of 4-5 is recommended in SW846 Chapter 4 for the analysis of Acrolein and Acrylonitrile by EPA Method 8260.

N-Nitrosodiphenylamine decomposes and cannot be separated from Diphenylamine using Method 8270. The result reported for each analyte is a combined concentration.

Reported results are not rounded until the final step prior to reporting. Therefore, calculated parameters that are typically reported as "Total" may vary slightly from the sum of the reported component parameters.

Pace Analytical is TNI accredited. Contact your Pace PM for the current list of accredited analytes.

TNI - The NELAC Institute.

ANALYTE QUALIFIERS

N2	The lab does not hold NELAC/TNI accreditation for this parameter but other accreditations/certifications may apply. A complete list of accreditations/certifications is available upon request.

REPORT OF LABORATORY ANALYSIS

This report shall not be reproduced, except in full,
without the written consent of Pace Analytical Services, LLC.

Pace Analytical Services, LLC
9800 Kincey Ave. Suite 100
Huntersville, NC 28078
(704)875-9092

QUALITY CONTROL DATA CROSS REFERENCE TABLE

Project: 2020-L1-SR-2448
Pace Project No.: 92607096

Lab ID	Sample ID	QC Batch Method	QC Batch	Analytical Method	Analytical Batch
92607096001	**14226_HC_RD**	MADEP VPH	703390		
92607096001	**14226_HC_RD**	EPA 3010A	703618	EPA 6020B	703731
92607096001	**14226_HC_RD**	SM 6200B	701565		

This report shall not be reproduced, except in full,
without the written consent of Pace Analytical Services, LLC.

CHAIN-OF-CUSTODY Analytical Request Document

Pace Analytical

Chain-of-Custody is a LEGAL DOCUMENT - Complete all relevent fields

LAB U

WO# : 92607096

92607096

Number or

Company: Apex Companies

Billing Information:

Address: 5900 Northwoods Bus. PKWY Ste O.

Report To: Andrew Street

Email To: Andrew.Street@apexcos.com

Copy To: Tom Naumann

Site Collection Info/Address: Tom.Naumann@apexcos.com

Customer Project Name/Number: 2020-LI-SR-2448

State: NC County/City: Meck Time Zone Collected: [ ] PT [ ] MT [ ] CT [ ] ET

Phone:

Email:

Site/Facility ID #: CPC Huntersville

Compliance Monitoring? [ ] Yes [ ] No

Collected By (print): Jamie Humphrey

Purchase Order #:

Quote #:

DW PWS ID #:

DW Location Code:

Collected By (signature): Jamie Humphrey

Turnaround Date Required: ASAP

Immediately Packed on Ice: [✓] Yes [ ] No

Sample Disposal: [✓] Dispose as appropriate [ ] Return [ ] Archive: _____ [ ] Hold: _____

Rush: [ ] Same Day [ ] Next Day [ ] 2 Day [ ] 3 Day [ ] 4 Day [ ] 5 Day (Expedite Charges Apply)

Field Filtered (if applicable): [ ] Yes [ ] No

Analysis: _____

Container / Preservative Type: 3 3 1

Lab Project Manager:

** Preservative Types: (1) nitric acid, (2) sulfuric acid, (3) hydrochloric acid, (4) sodium hydroxide, (5) zinc acetate, (6) methanol, (7) sodium bisulfate, (8) sodium thiosulfate, (9) hexane, (A) ascorbic acid, (B) ammonium sulfate, (C) ammonium hydroxide, (D) TSP, (U) Unpreserved, (O) Other _____

* Matrix Codes (Insert in Matrix box below): Drinking Water (DW), Ground Water (GW), Wastewater (WW), Product (P), Soil/Solid (SL), Oil (OL), Wipe (WP), Air (AR), Tissue (TS), Bioassay (B), Vapor (V), Other (OT)

Customer Sample ID	Matrix *	Comp / Grab	Collected (or Composite Start) Date	Collected (or Composite Start) Time	Composite End Date	Composite End Time	Res Cl	# of Ctns	Analyses: VOC 6200B	MADEP VPH	Lead
14226_HC_RD	DW	G	5/31/22	1105				8	X	X	X

Lab Profile/Line:

Lab Sample Receipt Checklist:

Custody Seals Present/Intact	Y	N	(NA)
Custody Signatures Present	(Y)	N	NA
Collector Signature Present	(Y)	N	NA
Bottles Intact	(Y)	N	NA
Correct Bottles	(Y)	N	NA
Sufficient Volume	(Y)	N	NA
Samples Received on Ice	(Y)	N	NA
VOA - Headspace Acceptable	(Y)	N	NA
USDA Regulated Soils	Y	N	(NA)
Samples in Holding Time	(Y)	N	NA
Residual Chlorine Present	Y	N	(NA)
Cl Strips:			
Sample pH Acceptable	(Y)	N	NA
pH Strips: 222819AV			
Sulfide Present	Y	N	(NA)
Lead Acetate Strips:			

LAB USE ONLY:
Lab Sample # / Comments:

92607096
001

Customer Remarks / Special Conditions / Possible Hazards:

Type of Ice Used: Wet (Blue) Dry None

Packing Material Used: bo

Radchem sample(s) screened (<500 cpm): Y N (NA)

SHORT HOLDS PRESENT (<72 hours): Y (N) N/A

Lab Tracking #: 2517689

Samples received via: FEDEX UPS (Client) Courier Pace Courier

Lab Sample Temperature Info:
Temp Blank Received: Y N (NA)
Therm ID#: 92706C4
Cooler 1 Temp Upon Receipt: 1.1 oC
Cooler 1 Therm Corr. Factor: 0 oC
Cooler 1 Corrected Temp: 1.1 oC
Comments:

Relinquished by/Company: (Signature)	Date/Time:	Received by/Company: (Signature)	Date/Time:
Jamie Humphrey Apex	5/31/22 1250	CS Pace	5/31/22 1250
Relinquished by/Company: (Signature)	Date/Time:	Received by/Company: (Signature)	Date/Time:
Relinquished by/Company: (Signature)	Date/Time:	Received by/Company: (Signature)	Date/Time:

MTJL LAB USE ONLY
Table #:
Acctnum:
Template:
Prelogin:
PM:
PB:

Trip Blank Received: Y (N) NA
HCL MeOH TSP Other

Non Conformance(s): YES / (NO)

Page: 1 of: 1

Pace Analytical Services, LLC
9800 Kincey Ave. Suite 100
Huntersville, NC 28078
(704)875-9092

June 14, 2022

Andrew Street
Apex Companies - NC
5900 Northwoods Business Pkwy
Suite 5900-0
Charlotte, NC 28269

RE: Project: 2020-L1-SR-2448
Pace Project No.: 92607099

Dear Andrew Street:

Enclosed are the analytical results for sample(s) received by the laboratory on May 31, 2022. The results relate only to the samples included in this report. Results reported herein conform to the applicable TNI/NELAC Standards and the laboratory's Quality Manual, where applicable, unless otherwise noted in the body of the report.

The test results provided in this final report were generated by each of the following laboratories within the Pace Network:

- Pace Analytical Services - Asheville
- Pace Analytical Services - Charlotte

If you have any questions concerning this report, please feel free to contact me.

Sincerely,

Angela M. Baioni

Angela Baioni
angela.baioni@pacelabs.com
(704)875-9092
Project Manager

Enclosures

cc: J Culbreath, Colonial Pipeline Company
Naomi Fretz, APEX Companies, LLC
Robert Hughes, Colonial Pipeline
Jamie Moran, APEX Companies, LLC
Jeff Morrison, Colonial Pipeline Company
Tom Naumann, APEX Companies - NC
Joe Nicolette, Montrose-EPS
Kaitlyn Nootens, Apex Companies
Christopher Schultz, Apex Companies
Matt Teixeira, Apex Companies, LLC
Michael Verdon, Colonial Pipeline Company
JM Wyatt, Colonial Pipeline Company

REPORT OF LABORATORY ANALYSIS

This report shall not be reproduced, except in full,
without the written consent of Pace Analytical Services, LLC.

Pace Analytical Services, LLC
9800 Kincey Ave. Suite 100
Huntersville, NC 28078
(704)875-9092

CERTIFICATIONS

Project: 2020-L1-SR-2448
Pace Project No.: 92607099

Pace Analytical Services Charlotte

South Carolina Laboratory ID: 99006
9800 Kincey Ave. Ste 100, Huntersville, NC 28078
North Carolina Drinking Water Certification #: 37706
North Carolina Field Services Certification #: 5342
North Carolina Wastewater Certification #: 12
South Carolina Laboratory ID: 99006
South Carolina Certification #: 99006001
South Carolina Drinking Water Cert. #: 99006003
Florida/NELAP Certification #: E87627
Kentucky UST Certification #: 84
Louisiana DoH Drinking Water #: LA029
Virginia/VELAP Certification #: 460221

Pace Analytical Services Asheville

2225 Riverside Drive, Asheville, NC 28804
Florida/NELAP Certification #: E87648
North Carolina Drinking Water Certification #: 37712
North Carolina Wastewater Certification #: 40
South Carolina Laboratory ID: 99030
South Carolina Certification #: 99030001
Virginia/VELAP Certification #: 460222

This report shall not be reproduced, except in full,
without the written consent of Pace Analytical Services, LLC.

Pace Analytical Services, LLC
9800 Kincey Ave. Suite 100
Huntersville, NC 28078
(704)875-9092

SAMPLE SUMMARY

Project: 2020-L1-SR-2448
Pace Project No.: 92607099

Lab ID	Sample ID	Matrix	Date Collected	Date Received
92607099001	**14401_HC_RD**	Water	05/31/22 10:15	05/31/22 12:50

REPORT OF LABORATORY ANALYSIS

This report shall not be reproduced, except in full,
without the written consent of Pace Analytical Services, LLC.

Pace Analytical Services, LLC
9800 Kincey Ave. Suite 100
Huntersville, NC 28078
(704)875-9092

SAMPLE ANALYTE COUNT

Project: 2020-L1-SR-2448
Pace Project No.: 92607099

Lab ID	Sample ID	Method	Analysts	Analytes Reported	Laboratory
92607099001	**14401_HC_RD**	MADEP VPH	MAD	6	PASI-C
		EPA 6020B	DBB1	1	PASI-A
		SM 6200B	SAS	64	PASI-C

PASI-A = Pace Analytical Services - Asheville
PASI-C = Pace Analytical Services - Charlotte

This report shall not be reproduced, except in full,
without the written consent of Pace Analytical Services, LLC.

Pace Analytical Services, LLC
9800 Kincey Ave. Suite 100
Huntersville, NC 28078
(704)875-9092

ANALYTICAL RESULTS

Project: 2020-L1-SR-2448
Pace Project No.: 92607099

Sample: 14401_HC_RD **Lab ID: 92607099001** Collected: 05/31/22 10:15 Received: 05/31/22 12:50 Matrix: Water

Parameters	Results	Units	Report Limit	MDL	DF	Prepared	Analyzed	CAS No.	Qual
VPH NC Water	Analytical Method: MADEP VPH Pace Analytical Services - Charlotte								
Total VPH (C5-C12)	ND	ug/L	50.0	50.0	1		06/10/22 03:06		N2
Aliphatic (C05-C08)	ND	ug/L	50.0	50.0	1		06/10/22 03:06		N2
Aliphatic(C09-C12) Adjusted	ND	ug/L	50.0	50.0	1		06/10/22 03:06		N2
Aromatic (C09-C10)	ND	ug/L	50.0	50.0	1		06/10/22 03:06		N2
Surrogates									
4-Bromofluorobenzene (FID) (S)	97	%	70-130		1		06/10/22 03:06	460-00-4	
4-Bromofluorobenzene (PID) (S)	84	%	70-130		1		06/10/22 03:06	460-00-4	
6020 MET ICPMS	Analytical Method: EPA 6020B Preparation Method: EPA 3010A Pace Analytical Services - Asheville								
Lead	**11.3**	ug/L	1.0	0.077	1	06/10/22 13:15	06/12/22 22:56	7439-92-1	
6200B MSV	Analytical Method: SM 6200B Pace Analytical Services - Charlotte								
Benzene	ND	ug/L	0.50	0.34	1		06/01/22 16:36	71-43-2	
Bromobenzene	ND	ug/L	0.50	0.29	1		06/01/22 16:36	108-86-1	
Bromochloromethane	ND	ug/L	0.50	0.47	1		06/01/22 16:36	74-97-5	
Bromodichloromethane	ND	ug/L	0.50	0.31	1		06/01/22 16:36	75-27-4	
Bromoform	ND	ug/L	0.50	0.34	1		06/01/22 16:36	75-25-2	
Bromomethane	ND	ug/L	5.0	1.7	1		06/01/22 16:36	74-83-9	
n-Butylbenzene	ND	ug/L	0.50	0.49	1		06/01/22 16:36	104-51-8	
sec-Butylbenzene	ND	ug/L	0.50	0.40	1		06/01/22 16:36	135-98-8	
tert-Butylbenzene	ND	ug/L	0.50	0.32	1		06/01/22 16:36	98-06-6	
Carbon tetrachloride	ND	ug/L	0.50	0.33	1		06/01/22 16:36	56-23-5	
Chlorobenzene	ND	ug/L	0.50	0.28	1		06/01/22 16:36	108-90-7	
Chloroethane	ND	ug/L	1.0	0.65	1		06/01/22 16:36	75-00-3	
Chloroform	ND	ug/L	0.50	0.43	1		06/01/22 16:36	67-66-3	
Chloromethane	ND	ug/L	1.0	0.54	1		06/01/22 16:36	74-87-3	
2-Chlorotoluene	ND	ug/L	0.50	0.32	1		06/01/22 16:36	95-49-8	
4-Chlorotoluene	ND	ug/L	0.50	0.32	1		06/01/22 16:36	106-43-4	
1,2-Dibromo-3-chloropropane	ND	ug/L	1.0	0.34	1		06/01/22 16:36	96-12-8	
Dibromochloromethane	ND	ug/L	0.50	0.36	1		06/01/22 16:36	124-48-1	
1,2-Dibromoethane (EDB)	ND	ug/L	0.50	0.27	1		06/01/22 16:36	106-93-4	
Dibromomethane	ND	ug/L	0.50	0.39	1		06/01/22 16:36	74-95-3	
1,2-Dichlorobenzene	ND	ug/L	0.50	0.34	1		06/01/22 16:36	95-50-1	
1,3-Dichlorobenzene	ND	ug/L	0.50	0.34	1		06/01/22 16:36	541-73-1	
1,4-Dichlorobenzene	ND	ug/L	0.50	0.33	1		06/01/22 16:36	106-46-7	
Dichlorodifluoromethane	ND	ug/L	0.50	0.35	1		06/01/22 16:36	75-71-8	
1,1-Dichloroethane	ND	ug/L	0.50	0.37	1		06/01/22 16:36	75-34-3	
1,2-Dichloroethane	ND	ug/L	0.50	0.32	1		06/01/22 16:36	107-06-2	
1,1-Dichloroethene	ND	ug/L	0.50	0.35	1		06/01/22 16:36	75-35-4	
cis-1,2-Dichloroethene	ND	ug/L	0.50	0.38	1		06/01/22 16:36	156-59-2	
trans-1,2-Dichloroethene	ND	ug/L	0.50	0.40	1		06/01/22 16:36	156-60-5	
1,2-Dichloropropane	ND	ug/L	0.50	0.36	1		06/01/22 16:36	78-87-5	
1,3-Dichloropropane	ND	ug/L	0.50	0.28	1		06/01/22 16:36	142-28-9	

REPORT OF LABORATORY ANALYSIS

This report shall not be reproduced, except in full,
without the written consent of Pace Analytical Services, LLC.

Pace Analytical Services, LLC
9800 Kincey Ave. Suite 100
Huntersville, NC 28078
(704)875-9092

ANALYTICAL RESULTS

Project: 2020-L1-SR-2448
Pace Project No.: 92607099

Sample: 14401_HC_RD **Lab ID: 92607099001** Collected: 05/31/22 10:15 Received: 05/31/22 12:50 Matrix: Water

Parameters	Results	Units	Report Limit	MDL	DF	Prepared	Analyzed	CAS No.	Qual
6200B MSV	Analytical Method: SM 6200B Pace Analytical Services - Charlotte								
2,2-Dichloropropane	ND	ug/L	0.50	0.39	1		06/01/22 16:36	594-20-7	
1,1-Dichloropropene	ND	ug/L	0.50	0.43	1		06/01/22 16:36	563-58-6	
cis-1,3-Dichloropropene	ND	ug/L	0.50	0.36	1		06/01/22 16:36	10061-01-5	
trans-1,3-Dichloropropene	ND	ug/L	0.50	0.36	1		06/01/22 16:36	10061-02-6	
Diisopropyl ether	ND	ug/L	0.50	0.31	1		06/01/22 16:36	108-20-3	
Ethanol	ND	ug/L	200	72.2	1		06/01/22 16:36	64-17-5	
Ethylbenzene	ND	ug/L	0.50	0.30	1		06/01/22 16:36	100-41-4	
Hexachloro-1,3-butadiene	ND	ug/L	2.0	1.5	1		06/01/22 16:36	87-68-3	
Isopropylbenzene (Cumene)	ND	ug/L	0.50	0.33	1		06/01/22 16:36	98-82-8	
Methylene Chloride	ND	ug/L	2.0	2.0	1		06/01/22 16:36	75-09-2	
Methyl-tert-butyl ether	ND	ug/L	0.50	0.42	1		06/01/22 16:36	1634-04-4	
Naphthalene	ND	ug/L	2.0	0.64	1		06/01/22 16:36	91-20-3	
n-Propylbenzene	ND	ug/L	0.50	0.34	1		06/01/22 16:36	103-65-1	
Styrene	ND	ug/L	0.50	0.29	1		06/01/22 16:36	100-42-5	
1,1,1,2-Tetrachloroethane	ND	ug/L	0.50	0.31	1		06/01/22 16:36	630-20-6	
1,1,2,2-Tetrachloroethane	ND	ug/L	0.50	0.22	1		06/01/22 16:36	79-34-5	
Tetrachloroethene	ND	ug/L	0.50	0.29	1		06/01/22 16:36	127-18-4	
Toluene	ND	ug/L	0.50	0.48	1		06/01/22 16:36	108-88-3	
1,2,3-Trichlorobenzene	ND	ug/L	2.0	0.81	1		06/01/22 16:36	87-61-6	
1,2,4-Trichlorobenzene	ND	ug/L	2.0	0.64	1		06/01/22 16:36	120-82-1	
1,1,1-Trichloroethane	ND	ug/L	0.50	0.33	1		06/01/22 16:36	71-55-6	
1,1,2-Trichloroethane	ND	ug/L	0.50	0.32	1		06/01/22 16:36	79-00-5	
Trichloroethene	ND	ug/L	0.50	0.38	1		06/01/22 16:36	79-01-6	
Trichlorofluoromethane	ND	ug/L	1.0	0.30	1		06/01/22 16:36	75-69-4	
1,2,3-Trichloropropane	ND	ug/L	0.50	0.26	1		06/01/22 16:36	96-18-4	
1,2,4-Trimethylbenzene	ND	ug/L	0.50	0.50	1		06/01/22 16:36	95-63-6	
1,3,5-Trimethylbenzene	ND	ug/L	0.50	0.33	1		06/01/22 16:36	108-67-8	
Vinyl chloride	ND	ug/L	1.0	0.39	1		06/01/22 16:36	75-01-4	
m&p-Xylene	ND	ug/L	1.0	0.71	1		06/01/22 16:36	179601-23-1	
o-Xylene	ND	ug/L	0.50	0.34	1		06/01/22 16:36	95-47-6	
Surrogates									
1,2-Dichloroethane-d4 (S)	91	%	70-130		1		06/01/22 16:36	17060-07-0	
4-Bromofluorobenzene (S)	100	%	70-130		1		06/01/22 16:36	460-00-4	
Toluene-d8 (S)	103	%	70-130		1		06/01/22 16:36	2037-26-5	

REPORT OF LABORATORY ANALYSIS

This report shall not be reproduced, except in full,
without the written consent of Pace Analytical Services, LLC.

Pace Analytical Services, LLC
9800 Kincey Ave. Suite 100
Huntersville, NC 28078
(704)875-9092

QUALITY CONTROL DATA

Project: 2020-L1-SR-2448
Pace Project No.: 92607099

QC Batch: 703390
QC Batch Method: MADEP VPH
Analysis Method: MADEP VPH
Analysis Description: VPH NC Water
Laboratory: Pace Analytical Services - Charlotte
Associated Lab Samples: 92607099001

METHOD BLANK: 3670605 Matrix: Water
Associated Lab Samples: 92607099001

Parameter	Units	Blank Result	Reporting Limit	MDL	Analyzed	Qualifiers
Aliphatic (C05-C08)	ug/L	ND	50.0	50.0	06/09/22 14:03	N2
Aromatic (C09-C10)	ug/L	ND	50.0	50.0	06/09/22 14:03	N2
4-Bromofluorobenzene (FID) (S)	%	101	70-130		06/09/22 14:03	
4-Bromofluorobenzene (PID) (S)	%	90	70-130		06/09/22 14:03	

LABORATORY CONTROL SAMPLE & LCSD: 3670606 3670607

Parameter	Units	Spike Conc.	LCS Result	LCSD Result	LCS % Rec	LCSD % Rec	% Rec Limits	RPD	Max RPD	Qualifiers
Aliphatic (C05-C08)	ug/L	300	288	287	96	96	70-130	0	25	N2
Aromatic (C09-C10)	ug/L	100	98.0	98.4	98	98	70-130	0	25	N2
4-Bromofluorobenzene (FID) (S)	%				98	101	70-130			
4-Bromofluorobenzene (PID) (S)	%				89	91	70-130			

Results presented on this page are in the units indicated by the "Units" column except where an alternate unit is presented to the right of the result.

REPORT OF LABORATORY ANALYSIS

This report shall not be reproduced, except in full,
without the written consent of Pace Analytical Services, LLC.

Pace Analytical Services, LLC
9800 Kincey Ave. Suite 100
Huntersville, NC 28078
(704)875-9092

QUALITY CONTROL DATA

Project: 2020-L1-SR-2448
Pace Project No.: 92607099

QC Batch: 703618
QC Batch Method: EPA 3010A
Analysis Method: EPA 6020B
Analysis Description: 6020 MET
Laboratory: Pace Analytical Services - Asheville
Associated Lab Samples: 92607099001

METHOD BLANK: 3671714 Matrix: Water
Associated Lab Samples: 92607099001

Parameter	Units	Blank Result	Reporting Limit	MDL	Analyzed	Qualifiers
Lead	ug/L	ND	1.0	0.077	06/12/22 21:43	

LABORATORY CONTROL SAMPLE: 3671715

Parameter	Units	Spike Conc.	LCS Result	LCS % Rec	% Rec Limits	Qualifiers
Lead	ug/L	50	48.9	98	80-120	

MATRIX SPIKE & MATRIX SPIKE DUPLICATE: 3671716 3671717

Parameter	Units	92607151023 Result	MS Spike Conc.	MSD Spike Conc.	MS Result	MSD Result	MS % Rec	MSD % Rec	% Rec Limits	RPD	Max RPD	Qual
Lead	ug/L	0.12J	50	50	49.7	49.8	99	99	75-125	0	20	

Results presented on this page are in the units indicated by the "Units" column except where an alternate unit is presented to the right of the result.

REPORT OF LABORATORY ANALYSIS

This report shall not be reproduced, except in full,
without the written consent of Pace Analytical Services, LLC.

Pace Analytical Services, LLC
9800 Kincey Ave. Suite 100
Huntersville, NC 28078
(704)875-9092

QUALITY CONTROL DATA

Project: 2020-L1-SR-2448
Pace Project No.: 92607099

QC Batch: 701565
QC Batch Method: SM 6200B
Analysis Method: SM 6200B
Analysis Description: 6200B MSV
Laboratory: Pace Analytical Services - Charlotte

Associated Lab Samples: 92607099001

METHOD BLANK: 3661741 Matrix: Water
Associated Lab Samples: 92607099001

Parameter	Units	Blank Result	Reporting Limit	MDL	Analyzed	Qualifiers
1,1,1,2-Tetrachloroethane	ug/L	ND	0.50	0.31	06/01/22 12:44	
1,1,1-Trichloroethane	ug/L	ND	0.50	0.33	06/01/22 12:44	
1,1,2,2-Tetrachloroethane	ug/L	ND	0.50	0.22	06/01/22 12:44	
1,1,2-Trichloroethane	ug/L	ND	0.50	0.32	06/01/22 12:44	
1,1-Dichloroethane	ug/L	ND	0.50	0.37	06/01/22 12:44	
1,1-Dichloroethene	ug/L	ND	0.50	0.35	06/01/22 12:44	
1,1-Dichloropropene	ug/L	ND	0.50	0.43	06/01/22 12:44	
1,2,3-Trichlorobenzene	ug/L	ND	2.0	0.81	06/01/22 12:44	
1,2,3-Trichloropropane	ug/L	ND	0.50	0.26	06/01/22 12:44	
1,2,4-Trichlorobenzene	ug/L	ND	2.0	0.64	06/01/22 12:44	
1,2,4-Trimethylbenzene	ug/L	ND	0.50	0.50	06/01/22 12:44	
1,2-Dibromo-3-chloropropane	ug/L	ND	1.0	0.34	06/01/22 12:44	
1,2-Dibromoethane (EDB)	ug/L	ND	0.50	0.27	06/01/22 12:44	
1,2-Dichlorobenzene	ug/L	ND	0.50	0.34	06/01/22 12:44	
1,2-Dichloroethane	ug/L	ND	0.50	0.32	06/01/22 12:44	
1,2-Dichloropropane	ug/L	ND	0.50	0.36	06/01/22 12:44	
1,3,5-Trimethylbenzene	ug/L	ND	0.50	0.33	06/01/22 12:44	
1,3-Dichlorobenzene	ug/L	ND	0.50	0.34	06/01/22 12:44	
1,3-Dichloropropane	ug/L	ND	0.50	0.28	06/01/22 12:44	
1,4-Dichlorobenzene	ug/L	ND	0.50	0.33	06/01/22 12:44	
2,2-Dichloropropane	ug/L	ND	0.50	0.39	06/01/22 12:44	
2-Chlorotoluene	ug/L	ND	0.50	0.32	06/01/22 12:44	
4-Chlorotoluene	ug/L	ND	0.50	0.32	06/01/22 12:44	
Benzene	ug/L	ND	0.50	0.34	06/01/22 12:44	
Bromobenzene	ug/L	ND	0.50	0.29	06/01/22 12:44	
Bromochloromethane	ug/L	ND	0.50	0.47	06/01/22 12:44	
Bromodichloromethane	ug/L	ND	0.50	0.31	06/01/22 12:44	
Bromoform	ug/L	ND	0.50	0.34	06/01/22 12:44	
Bromomethane	ug/L	ND	5.0	1.7	06/01/22 12:44	
Carbon tetrachloride	ug/L	ND	0.50	0.33	06/01/22 12:44	
Chlorobenzene	ug/L	ND	0.50	0.28	06/01/22 12:44	
Chloroethane	ug/L	ND	1.0	0.65	06/01/22 12:44	
Chloroform	ug/L	ND	0.50	0.43	06/01/22 12:44	
Chloromethane	ug/L	ND	1.0	0.54	06/01/22 12:44	
cis-1,2-Dichloroethene	ug/L	ND	0.50	0.38	06/01/22 12:44	
cis-1,3-Dichloropropene	ug/L	ND	0.50	0.36	06/01/22 12:44	
Dibromochloromethane	ug/L	ND	0.50	0.36	06/01/22 12:44	
Dibromomethane	ug/L	ND	0.50	0.39	06/01/22 12:44	
Dichlorodifluoromethane	ug/L	ND	0.50	0.35	06/01/22 12:44	
Diisopropyl ether	ug/L	ND	0.50	0.31	06/01/22 12:44	

Results presented on this page are in the units indicated by the "Units" column except where an alternate unit is presented to the right of the result.

REPORT OF LABORATORY ANALYSIS

This report shall not be reproduced, except in full,
without the written consent of Pace Analytical Services, LLC.

Pace Analytical Services, LLC
9800 Kincey Ave. Suite 100
Huntersville, NC 28078
(704)875-9092

QUALITY CONTROL DATA

Project: 2020-L1-SR-2448
Pace Project No.: 92607099

METHOD BLANK: 3661741 Matrix: Water
Associated Lab Samples: 92607099001

Parameter	Units	Blank Result	Reporting Limit	MDL	Analyzed	Qualifiers
Ethanol	ug/L	ND	200	72.2	06/01/22 12:44	
Ethylbenzene	ug/L	ND	0.50	0.30	06/01/22 12:44	
Hexachloro-1,3-butadiene	ug/L	ND	2.0	1.5	06/01/22 12:44	
Isopropylbenzene (Cumene)	ug/L	ND	0.50	0.33	06/01/22 12:44	
m&p-Xylene	ug/L	ND	1.0	0.71	06/01/22 12:44	
Methyl-tert-butyl ether	ug/L	ND	0.50	0.42	06/01/22 12:44	
Methylene Chloride	ug/L	ND	2.0	2.0	06/01/22 12:44	
n-Butylbenzene	ug/L	ND	0.50	0.49	06/01/22 12:44	
n-Propylbenzene	ug/L	ND	0.50	0.34	06/01/22 12:44	
Naphthalene	ug/L	ND	2.0	0.64	06/01/22 12:44	
o-Xylene	ug/L	ND	0.50	0.34	06/01/22 12:44	
sec-Butylbenzene	ug/L	ND	0.50	0.40	06/01/22 12:44	
Styrene	ug/L	ND	0.50	0.29	06/01/22 12:44	
tert-Butylbenzene	ug/L	ND	0.50	0.32	06/01/22 12:44	
Tetrachloroethene	ug/L	ND	0.50	0.29	06/01/22 12:44	
Toluene	ug/L	ND	0.50	0.48	06/01/22 12:44	
trans-1,2-Dichloroethene	ug/L	ND	0.50	0.40	06/01/22 12:44	
trans-1,3-Dichloropropene	ug/L	ND	0.50	0.36	06/01/22 12:44	
Trichloroethene	ug/L	ND	0.50	0.38	06/01/22 12:44	
Trichlorofluoromethane	ug/L	ND	1.0	0.30	06/01/22 12:44	
Vinyl chloride	ug/L	ND	1.0	0.39	06/01/22 12:44	
1,2-Dichloroethane-d4 (S)	%	89	70-130		06/01/22 12:44	
4-Bromofluorobenzene (S)	%	97	70-130		06/01/22 12:44	
Toluene-d8 (S)	%	106	70-130		06/01/22 12:44	

LABORATORY CONTROL SAMPLE: 3661742

Parameter	Units	Spike Conc.	LCS Result	LCS % Rec	% Rec Limits	Qualifiers
1,1,1,2-Tetrachloroethane	ug/L	50	51.9	104	60-140	
1,1,1-Trichloroethane	ug/L	50	53.2	106	60-140	
1,1,2,2-Tetrachloroethane	ug/L	50	47.1	94	60-140	
1,1,2-Trichloroethane	ug/L	50	48.9	98	60-140	
1,1-Dichloroethane	ug/L	50	47.7	95	60-140	
1,1-Dichloroethene	ug/L	50	53.7	107	60-140	
1,1-Dichloropropene	ug/L	50	51.5	103	60-140	
1,2,3-Trichlorobenzene	ug/L	50	52.1	104	60-140	
1,2,3-Trichloropropane	ug/L	50	45.6	91	60-140	
1,2,4-Trichlorobenzene	ug/L	50	51.7	103	60-140	
1,2,4-Trimethylbenzene	ug/L	50	49.5	99	60-140	
1,2-Dibromo-3-chloropropane	ug/L	50	46.5	93	60-140	
1,2-Dibromoethane (EDB)	ug/L	50	50.7	101	60-140	
1,2-Dichlorobenzene	ug/L	50	48.8	98	60-140	
1,2-Dichloroethane	ug/L	50	48.3	97	60-140	
1,2-Dichloropropane	ug/L	50	50.8	102	60-140	

Results presented on this page are in the units indicated by the "Units" column except where an alternate unit is presented to the right of the result.

REPORT OF LABORATORY ANALYSIS

This report shall not be reproduced, except in full,
without the written consent of Pace Analytical Services, LLC.

Pace Analytical Services, LLC
9800 Kincey Ave. Suite 100
Huntersville, NC 28078
(704)875-9092

QUALITY CONTROL DATA

Project: 2020-L1-SR-2448
Pace Project No.: 92607099

LABORATORY CONTROL SAMPLE: 3661742

Parameter	Units	Spike Conc.	LCS Result	LCS % Rec	% Rec Limits	Qualifiers
1,3,5-Trimethylbenzene	ug/L	50	50.9	102	60-140	
1,3-Dichlorobenzene	ug/L	50	49.1	98	60-140	
1,3-Dichloropropane	ug/L	50	51.3	103	60-140	
1,4-Dichlorobenzene	ug/L	50	48.4	97	60-140	
2,2-Dichloropropane	ug/L	50	52.7	105	60-140	
2-Chlorotoluene	ug/L	50	49.2	98	60-140	
4-Chlorotoluene	ug/L	50	47.7	95	60-140	
Benzene	ug/L	50	47.8	96	60-140	
Bromobenzene	ug/L	50	48.6	97	60-140	
Bromochloromethane	ug/L	50	46.7	93	60-140	
Bromodichloromethane	ug/L	50	45.8	92	60-140	
Bromoform	ug/L	50	50.3	101	60-140	
Bromomethane	ug/L	50	58.0	116	60-140	
Carbon tetrachloride	ug/L	50	55.0	110	60-140	
Chlorobenzene	ug/L	50	48.9	98	60-140	
Chloroethane	ug/L	50	64.2	128	60-140	
Chloroform	ug/L	50	46.7	93	60-140	
Chloromethane	ug/L	50	55.5	111	60-140	
cis-1,2-Dichloroethene	ug/L	50	48.3	97	60-140	
cis-1,3-Dichloropropene	ug/L	50	51.8	104	60-140	
Dibromochloromethane	ug/L	50	51.2	102	60-140	
Dibromomethane	ug/L	50	46.6	93	60-140	
Dichlorodifluoromethane	ug/L	50	67.5	135	60-140	
Diisopropyl ether	ug/L	50	49.8	100	60-140	
Ethanol	ug/L	2000	1580	79	60-140	
Ethylbenzene	ug/L	50	48.6	97	60-140	
Hexachloro-1,3-butadiene	ug/L	50	59.0	118	60-140	
Isopropylbenzene (Cumene)	ug/L	50	49.9	100	60-140	
m&p-Xylene	ug/L	100	97.1	97	60-140	
Methyl-tert-butyl ether	ug/L	50	49.2	98	60-140	
Methylene Chloride	ug/L	50	42.7	85	60-140	
n-Butylbenzene	ug/L	50	54.6	109	60-140	
n-Propylbenzene	ug/L	50	49.6	99	60-140	
Naphthalene	ug/L	50	50.9	102	60-140	
o-Xylene	ug/L	50	48.1	96	60-140	
sec-Butylbenzene	ug/L	50	52.3	105	60-140	
Styrene	ug/L	50	48.5	97	60-140	
tert-Butylbenzene	ug/L	50	42.7	85	60-140	
Tetrachloroethene	ug/L	50	53.7	107	60-140	
Toluene	ug/L	50	44.8	90	60-140	
trans-1,2-Dichloroethene	ug/L	50	51.4	103	60-140	
trans-1,3-Dichloropropene	ug/L	50	49.4	99	60-140	
Trichloroethene	ug/L	50	55.1	110	60-140	
Trichlorofluoromethane	ug/L	50	60.3	121	60-140	
Vinyl chloride	ug/L	50	61.8	124	60-140	
1,2-Dichloroethane-d4 (S)	%			101	70-130	
4-Bromofluorobenzene (S)	%			98	70-130	

Results presented on this page are in the units indicated by the "Units" column except where an alternate unit is presented to the right of the result.

REPORT OF LABORATORY ANALYSIS

This report shall not be reproduced, except in full,
without the written consent of Pace Analytical Services, LLC.

Pace Analytical Services, LLC
9800 Kincey Ave. Suite 100
Huntersville, NC 28078
(704)875-9092

QUALITY CONTROL DATA

Project: 2020-L1-SR-2448
Pace Project No.: 92607099

LABORATORY CONTROL SAMPLE: 3661742

Parameter	Units	Spike Conc.	LCS Result	LCS % Rec	% Rec Limits	Qualifiers
Toluene-d8 (S)	%			95	70-130	

MATRIX SPIKE & MATRIX SPIKE DUPLICATE: 3661743 3661744

Parameter	Units	92606419002 Result	MS Spike Conc.	MSD Spike Conc.	MS Result	MSD Result	MS % Rec	MSD % Rec	% Rec Limits	RPD	Max RPD	Qual
1,1,1,2-Tetrachloroethane	ug/L	ND	250	250	259	249	104	100	60-140	4	30	
1,1,1-Trichloroethane	ug/L	ND	250	250	280	272	112	109	60-140	3	30	
1,1,2,2-Tetrachloroethane	ug/L	ND	250	250	251	245	100	98	60-140	3	30	
1,1,2-Trichloroethane	ug/L	ND	250	250	263	257	105	103	60-140	2	30	
1,1-Dichloroethane	ug/L	ND	250	250	260	257	104	103	60-140	1	30	
1,1-Dichloroethene	ug/L	ND	250	250	283	274	113	110	60-140	3	30	
1,1-Dichloropropene	ug/L	ND	250	250	276	269	110	108	60-140	2	30	
1,2,3-Trichlorobenzene	ug/L	ND	250	250	229	262	91	105	60-140	14	30	
1,2,3-Trichloropropane	ug/L	ND	250	250	256	248	102	99	60-140	3	30	
1,2,4-Trichlorobenzene	ug/L	ND	250	250	230	251	92	100	60-140	9	30	
1,2,4-Trimethylbenzene	ug/L	15.2	250	250	276	268	104	101	60-140	3	30	
1,2-Dibromo-3-chloropropane	ug/L	ND	250	250	222	231	89	92	60-140	4	30	
1,2-Dibromoethane (EDB)	ug/L	ND	250	250	258	251	103	100	60-140	3	30	
1,2-Dichlorobenzene	ug/L	ND	250	250	247	246	99	99	60-140	0	30	
1,2-Dichloroethane	ug/L	ND	250	250	261	252	104	101	60-140	3	30	
1,2-Dichloropropane	ug/L	ND	250	250	283	272	113	109	60-140	4	30	
1,3,5-Trimethylbenzene	ug/L	ND	250	250	268	263	105	103	60-140	2	30	
1,3-Dichlorobenzene	ug/L	ND	250	250	255	255	102	102	60-140	0	30	
1,3-Dichloropropane	ug/L	ND	250	250	271	252	108	101	60-140	7	30	
1,4-Dichlorobenzene	ug/L	ND	250	250	252	250	101	100	60-140	0	30	
2,2-Dichloropropane	ug/L	ND	250	250	250	242	99	96	60-140	3	30	
2-Chlorotoluene	ug/L	ND	250	250	253	251	101	101	60-140	1	30	
4-Chlorotoluene	ug/L	ND	250	250	254	246	101	98	60-140	3	30	
Benzene	ug/L	1410	250	250	1650	1630	99	92	60-140	1	30	
Bromobenzene	ug/L	ND	250	250	250	246	100	98	60-140	2	30	
Bromochloromethane	ug/L	ND	250	250	247	240	99	96	60-140	3	30	
Bromodichloromethane	ug/L	ND	250	250	245	237	98	95	60-140	3	30	
Bromoform	ug/L	ND	250	250	230	226	92	91	60-140	1	30	
Bromomethane	ug/L	ND	250	250	239	269	96	108	60-140	12	30	
Carbon tetrachloride	ug/L	ND	250	250	293	283	117	113	60-140	3	30	
Chlorobenzene	ug/L	ND	250	250	264	256	106	102	60-140	3	30	
Chloroethane	ug/L	ND	250	250	333	331	133	132	60-140	1	30	
Chloroform	ug/L	ND	250	250	251	238	100	95	60-140	5	30	
Chloromethane	ug/L	ND	250	250	256	251	102	101	60-140	2	30	
cis-1,2-Dichloroethene	ug/L	ND	250	250	263	258	105	103	60-140	2	30	
cis-1,3-Dichloropropene	ug/L	ND	250	250	265	256	106	102	60-140	3	30	
Dibromochloromethane	ug/L	ND	250	250	245	234	98	94	60-140	4	30	
Dibromomethane	ug/L	ND	250	250	247	247	99	99	60-140	0	30	

Results presented on this page are in the units indicated by the "Units" column except where an alternate unit is presented to the right of the result.

REPORT OF LABORATORY ANALYSIS

This report shall not be reproduced, except in full,
without the written consent of Pace Analytical Services, LLC.

Pace Analytical Services, LLC
9800 Kincey Ave. Suite 100
Huntersville, NC 28078
(704)875-9092

QUALITY CONTROL DATA

Project: 2020-L1-SR-2448
Pace Project No.: 92607099

MATRIX SPIKE & MATRIX SPIKE DUPLICATE: 3661743 3661744

Parameter	Units	92606419002 Result	MS Spike Conc.	MSD Spike Conc.	MS Result	MSD Result	MS % Rec	MSD % Rec	% Rec Limits	RPD	Max RPD	Qual
Dichlorodifluoromethane	ug/L	ND	250	250	223	214	89	86	60-140	4	30	
Diisopropyl ether	ug/L	59.5	250	250	331	324	109	106	60-140	2	30	
Ethanol	ug/L	ND	10000	10000	11000	11400	110	114	60-140	3	30	
Ethylbenzene	ug/L	ND	250	250	272	258	107	101	60-140	5	30	
Hexachloro-1,3-butadiene	ug/L	ND	250	250	257	263	103	105	60-140	2	30	
Isopropylbenzene (Cumene)	ug/L	41.2	250	250	308	300	107	104	60-140	3	30	
m&p-Xylene	ug/L	33.0	500	500	571	542	108	102	60-140	5	30	
Methyl-tert-butyl ether	ug/L	12.4	250	250	263	253	100	96	60-140	4	30	
Methylene Chloride	ug/L	ND	250	250	223	217	89	87	60-140	3	30	
n-Butylbenzene	ug/L	10.9	250	250	272	278	105	107	60-140	2	30	
n-Propylbenzene	ug/L	12.3	250	250	272	267	104	102	60-140	2	30	
Naphthalene	ug/L	173	250	250	413	444	96	109	60-140	7	30	
o-Xylene	ug/L	47.6	250	250	310	299	105	101	60-140	3	30	
sec-Butylbenzene	ug/L	ND	250	250	270	276	108	110	60-140	2	30	
Styrene	ug/L	ND	250	250	262	253	105	101	60-140	3	30	
tert-Butylbenzene	ug/L	ND	250	250	222	221	89	88	60-140	1	30	
Tetrachloroethene	ug/L	ND	250	250	278	266	111	106	60-140	4	30	
Toluene	ug/L	ND	250	250	265	250	104	98	60-140	6	30	
trans-1,2-Dichloroethene	ug/L	ND	250	250	274	266	109	106	60-140	3	30	
trans-1,3-Dichloropropene	ug/L	ND	250	250	252	244	101	98	60-140	3	30	
Trichloroethene	ug/L	ND	250	250	305	291	122	116	60-140	5	30	
Trichlorofluoromethane	ug/L	ND	250	250	318	311	127	124	60-140	2	30	
Vinyl chloride	ug/L	ND	250	250	292	282	117	113	60-140	4	30	
1,2-Dichloroethane-d4 (S)	%						103	104	70-130			
4-Bromofluorobenzene (S)	%						99	99	70-130			
Toluene-d8 (S)	%						98	98	70-130			

Results presented on this page are in the units indicated by the "Units" column except where an alternate unit is presented to the right of the result.

REPORT OF LABORATORY ANALYSIS

This report shall not be reproduced, except in full,
without the written consent of Pace Analytical Services, LLC.

Pace Analytical Services, LLC
9800 Kincey Ave. Suite 100
Huntersville, NC 28078
(704)875-9092

QUALIFIERS

Project: 2020-L1-SR-2448
Pace Project No.: 92607099

DEFINITIONS

DF - Dilution Factor, if reported, represents the factor applied to the reported data due to dilution of the sample aliquot.

ND - Not Detected at or above adjusted reporting limit.

TNTC - Too Numerous To Count

J - Estimated concentration above the adjusted method detection limit and below the adjusted reporting limit.

MDL - Adjusted Method Detection Limit.

PQL - Practical Quantitation Limit.

RL - Reporting Limit - The lowest concentration value that meets project requirements for quantitative data with known precision and bias for a specific analyte in a specific matrix.

S - Surrogate

1,2-Diphenylhydrazine decomposes to and cannot be separated from Azobenzene using Method 8270. The result for each analyte is a combined concentration.

Consistent with EPA guidelines, unrounded data are displayed and have been used to calculate % recovery and RPD values.

LCS(D) - Laboratory Control Sample (Duplicate)

MS(D) - Matrix Spike (Duplicate)

DUP - Sample Duplicate

RPD - Relative Percent Difference

NC - Not Calculable.

SG - Silica Gel - Clean-Up

U - Indicates the compound was analyzed for, but not detected.

Acid preservation may not be appropriate for 2 Chloroethylvinyl ether.

A separate vial preserved to a pH of 4-5 is recommended in SW846 Chapter 4 for the analysis of Acrolein and Acrylonitrile by EPA Method 8260.

N-Nitrosodiphenylamine decomposes and cannot be separated from Diphenylamine using Method 8270. The result reported for each analyte is a combined concentration.

Reported results are not rounded until the final step prior to reporting. Therefore, calculated parameters that are typically reported as "Total" may vary slightly from the sum of the reported component parameters.

Pace Analytical is TNI accredited. Contact your Pace PM for the current list of accredited analytes.

TNI - The NELAC Institute.

ANALYTE QUALIFIERS

N2	The lab does not hold NELAC/TNI accreditation for this parameter but other accreditations/certifications may apply. A complete list of accreditations/certifications is available upon request.

REPORT OF LABORATORY ANALYSIS

This report shall not be reproduced, except in full,
without the written consent of Pace Analytical Services, LLC.

Pace Analytical Services, LLC
9800 Kincey Ave. Suite 100
Huntersville, NC 28078
(704)875-9092

QUALITY CONTROL DATA CROSS REFERENCE TABLE

Project: 2020-L1-SR-2448
Pace Project No.: 92607099

Lab ID	Sample ID	QC Batch Method	QC Batch	Analytical Method	Analytical Batch
92607099001	**14401_HC_RD**	MADEP VPH	703390		
92607099001	**14401_HC_RD**	EPA 3010A	703618	EPA 6020B	703731
92607099001	**14401_HC_RD**	SM 6200B	701565		

This report shall not be reproduced, except in full,
without the written consent of Pace Analytical Services, LLC.

CHAIN-OF-CUSTODY Analytical Request Document

Pace Analytical

Chain-of-Custody is a LEGAL DOCUMENT - Complete all relevent fields

LAB U **WO# : 92607099** Number or

92607099

Company: Apex Companies	Billing Information:
Address: 5900 Northwoods Bus. Pkwy Ste O.	
Report To: Andrew.Street@apexcos.com	Email To:
Copy To: Tom.Nanmann@apexcos.com	Site Collection Info/Address:
Customer Project Name/Number: 2020-LI-SR-2448	State: NC / County/City: Meck Time Zone Collected: [ ] PT [ ] MT [ ] CT [ ] ET
Phone: Email:	Site/Facility ID #: CPC Huntersville
Collected By (print): Jamie Humphrey	Purchase Order #: Quote #:
Collected By (signature): Jamie Humphrey	Turnaround Date Required: ASAP
Sample Disposal: [✓] Dispose as appropriate [ ] Return [ ] Archive: [ ] Hold:	Rush: [ ] Same Day [ ] Next Day [ ] 2 Day [ ] 3 Day [ ] 4 Day [ ] 5 Day (Expedite Charges Apply)

Compliance Monitoring? [ ] Yes [ ] No

DW PWS ID #: DW Location Code:

Immediately Packed on Ice: [✓] Yes [ ] No

Field Filtered (if applicable): [ ] Yes [ ] No Analysis:

* Matrix Codes (Insert in Matrix box below): Drinking Water (DW), Ground Water (GW), Wastewater (WW), Product (P), Soil/Solid (SL), Oil (OL), Wipe (WP), Air (AR), Tissue (TS), Bioassay (B), Vapor (V), Other (OT)

Customer Sample ID	Matrix *	Comp / Grab	Collected (or Composite Start) Date	Collected (or Composite Start) Time	Composite End Date	Composite End Time	Res Cl	# of Ctns	VOC 6200B	MADEP VPH	Lead
14401-HC_RD	DW	G	5/31/22	1015				8	X	X	X

Container Preservative Type **: 3 3 1

Lab Project Manager:

** Preservative Types: (1) nitric acid, (2) sulfuric acid, (3) hydrochloric acid, (4) sodium hydroxide, (5) zinc acetate, (6) methanol, (7) sodium bisulfate, (8) sodium thiosulfate, (9) hexane, (A) ascorbic acid, (B) ammonium sulfate, (C) ammonium hydroxide, (D) TSP, (U) Unpreserved, (O) Other

Analyses

Lab Profile/Line:

Lab Sample Receipt Checklist:

Custody Seals Present/Intact	Y N (NA)
Custody Signatures Present	(Y) N NA
Collector Signature Present	(Y) N NA
Bottles Intact	(Y) N NA
Correct Bottles	(Y) N NA
Sufficient Volume	(Y) N NA
Samples Received on Ice	(Y) N NA
VOA - Headspace Acceptable	(Y) N NA
USDA Regulated Soils	Y N (NA)
Samples in Holding Time	(Y) N NA
Residual Chlorine Present	Y N (NA)
Cl Strips:	
Sample pH Acceptable	(Y) N NA
pH Strips: ZZ38/94V	
Sulfide Present	Y N (NA)
Lead Acetate Strips:	

LAB USE ONLY:
Lab Sample # / Comments:

92607099 001

Customer Remarks / Special Conditions / Possible Hazards:

Type of Ice Used: (Wet) Blue Dry None

Packing Material Used: bb

Radchem sample(s) screened (<500 cpm): Y N (NA)

SHORT HOLDS PRESENT (<72 hours): Y (N) N/A

Lab Tracking #: 2517688

Samples received via: FEDEX UPS (Client) Courier Pace Courier

Lab Sample Temperature Info:
Temp Blank Received: Y N (NA)
Therm ID#: 92700041
Cooler 1 Temp Upon Receipt: 1.1 oC
Cooler 1 Therm Corr. Factor: 0 oC
Cooler 1 Corrected Temp: 1.1 oC
Comments:

Relinquished by/Company: (Signature)	Date/Time:	Received by/Company: (Signature)	Date/Time:
Jamie Humphrey/Apex	5/31/22 1250	CS Pace	5/31/22 1250
Relinquished by/Company: (Signature)	Date/Time:	Received by/Company: (Signature)	Date/Time:
Relinquished by/Company: (Signature)	Date/Time:	Received by/Company: (Signature)	Date/Time:

MTJL LAB USE ONLY
Table #:
Acctnum:
Template:
Prelogin:
PM:
PB:

Trip Blank Received: Y N (NA)
HCL MeOH TSP Other

Non Conformance(s): YES / (NO)

Page: 1 of: 1

Pace Analytical Services, LLC
9800 Kincey Ave. Suite 100
Huntersville, NC 28078
(704)875-9092

June 14, 2022

Andrew Street
Apex Companies - NC
5900 Northwoods Business Pkwy
Suite 5900-0
Charlotte, NC 28269

RE: Project: 2020-L1-SR-2448
Pace Project No.: 92607102

Dear Andrew Street:

Enclosed are the analytical results for sample(s) received by the laboratory on May 31, 2022. The results relate only to the samples included in this report. Results reported herein conform to the applicable TNI/NELAC Standards and the laboratory's Quality Manual, where applicable, unless otherwise noted in the body of the report.

The test results provided in this final report were generated by each of the following laboratories within the Pace Network:

- Pace Analytical Services - Asheville
- Pace Analytical Services - Charlotte

If you have any questions concerning this report, please feel free to contact me.

Sincerely,

Angela M. Baioni

Angela Baioni
angela.baioni@pacelabs.com
(704)875-9092
Project Manager

Enclosures

cc: J Culbreath, Colonial Pipeline Company
Naomi Fretz, APEX Companies, LLC
Robert Hughes, Colonial Pipeline
Jamie Moran, APEX Companies, LLC
Jeff Morrison, Colonial Pipeline Company
Tom Naumann, APEX Companies - NC
Joe Nicolette, Montrose-EPS
Kaitlyn Nootens, Apex Companies
Christopher Schultz, Apex Companies
Matt Teixeira, Apex Companies, LLC
Michael Verdon, Colonial Pipeline Company
JM Wyatt, Colonial Pipeline Company

REPORT OF LABORATORY ANALYSIS

This report shall not be reproduced, except in full,
without the written consent of Pace Analytical Services, LLC.

Pace Analytical Services, LLC
9800 Kincey Ave. Suite 100
Huntersville, NC 28078
(704)875-9092

CERTIFICATIONS

Project: 2020-L1-SR-2448
Pace Project No.: 92607102

Pace Analytical Services Charlotte

South Carolina Laboratory ID: 99006
9800 Kincey Ave. Ste 100, Huntersville, NC 28078
North Carolina Drinking Water Certification #: 37706
North Carolina Field Services Certification #: 5342
North Carolina Wastewater Certification #: 12
South Carolina Laboratory ID: 99006
South Carolina Certification #: 99006001
South Carolina Drinking Water Cert. #: 99006003
Florida/NELAP Certification #: E87627
Kentucky UST Certification #: 84
Louisiana DoH Drinking Water #: LA029
Virginia/VELAP Certification #: 460221

Pace Analytical Services Asheville

2225 Riverside Drive, Asheville, NC 28804
Florida/NELAP Certification #: E87648
North Carolina Drinking Water Certification #: 37712
North Carolina Wastewater Certification #: 40
South Carolina Laboratory ID: 99030
South Carolina Certification #: 99030001
Virginia/VELAP Certification #: 460222

This report shall not be reproduced, except in full,
without the written consent of Pace Analytical Services, LLC.

Pace Analytical Services, LLC
9800 Kincey Ave. Suite 100
Huntersville, NC 28078
(704)875-9092

SAMPLE SUMMARY

Project: 2020-L1-SR-2448
Pace Project No.: 92607102

Lab ID	Sample ID	Matrix	Date Collected	Date Received
92607102001	**13835_AC_RD**	Water	05/31/22 12:00	05/31/22 12:50

REPORT OF LABORATORY ANALYSIS

This report shall not be reproduced, except in full,
without the written consent of Pace Analytical Services, LLC.

Pace Analytical Services, LLC
9800 Kincey Ave. Suite 100
Huntersville, NC 28078
(704)875-9092

SAMPLE ANALYTE COUNT

Project: 2020-L1-SR-2448
Pace Project No.: 92607102

Lab ID	Sample ID	Method	Analysts	Analytes Reported	Laboratory
92607102001	**13835_AC_RD**	MADEP VPH	MAD	6	PASI-C
		EPA 6020B	DBB1	1	PASI-A
		SM 6200B	SAS	64	PASI-C

PASI-A = Pace Analytical Services - Asheville
PASI-C = Pace Analytical Services - Charlotte

This report shall not be reproduced, except in full,
without the written consent of Pace Analytical Services, LLC.

Pace Analytical Services, LLC
9800 Kincey Ave. Suite 100
Huntersville, NC 28078
(704)875-9092

ANALYTICAL RESULTS

Project: 2020-L1-SR-2448
Pace Project No.: 92607102

Sample: 13835_AC_RD **Lab ID: 92607102001** Collected: 05/31/22 12:00 Received: 05/31/22 12:50 Matrix: Water

Parameters	Results	Units	Report Limit	MDL	DF	Prepared	Analyzed	CAS No.	Qual
VPH NC Water	Analytical Method: MADEP VPH Pace Analytical Services - Charlotte								
Total VPH (C5-C12)	ND	ug/L	50.0	50.0	1		06/10/22 03:35		N2
Aliphatic (C05-C08)	ND	ug/L	50.0	50.0	1		06/10/22 03:35		N2
Aliphatic(C09-C12) Adjusted	ND	ug/L	50.0	50.0	1		06/10/22 03:35		N2
Aromatic (C09-C10)	ND	ug/L	50.0	50.0	1		06/10/22 03:35		N2
Surrogates									
4-Bromofluorobenzene (FID) (S)	98	%	70-130		1		06/10/22 03:35	460-00-4	
4-Bromofluorobenzene (PID) (S)	85	%	70-130		1		06/10/22 03:35	460-00-4	
6020 MET ICPMS	Analytical Method: EPA 6020B Preparation Method: EPA 3010A Pace Analytical Services - Asheville								
Lead	**0.20J**	ug/L	1.0	0.077	1	06/10/22 13:15	06/12/22 23:07	7439-92-1	
6200B MSV	Analytical Method: SM 6200B Pace Analytical Services - Charlotte								
Benzene	ND	ug/L	0.50	0.34	1		06/01/22 16:54	71-43-2	
Bromobenzene	ND	ug/L	0.50	0.29	1		06/01/22 16:54	108-86-1	
Bromochloromethane	ND	ug/L	0.50	0.47	1		06/01/22 16:54	74-97-5	
Bromodichloromethane	ND	ug/L	0.50	0.31	1		06/01/22 16:54	75-27-4	
Bromoform	ND	ug/L	0.50	0.34	1		06/01/22 16:54	75-25-2	
Bromomethane	ND	ug/L	5.0	1.7	1		06/01/22 16:54	74-83-9	
n-Butylbenzene	ND	ug/L	0.50	0.49	1		06/01/22 16:54	104-51-8	
sec-Butylbenzene	ND	ug/L	0.50	0.40	1		06/01/22 16:54	135-98-8	
tert-Butylbenzene	ND	ug/L	0.50	0.32	1		06/01/22 16:54	98-06-6	
Carbon tetrachloride	ND	ug/L	0.50	0.33	1		06/01/22 16:54	56-23-5	
Chlorobenzene	ND	ug/L	0.50	0.28	1		06/01/22 16:54	108-90-7	
Chloroethane	ND	ug/L	1.0	0.65	1		06/01/22 16:54	75-00-3	
Chloroform	ND	ug/L	0.50	0.43	1		06/01/22 16:54	67-66-3	
Chloromethane	ND	ug/L	1.0	0.54	1		06/01/22 16:54	74-87-3	
2-Chlorotoluene	ND	ug/L	0.50	0.32	1		06/01/22 16:54	95-49-8	
4-Chlorotoluene	ND	ug/L	0.50	0.32	1		06/01/22 16:54	106-43-4	
1,2-Dibromo-3-chloropropane	ND	ug/L	1.0	0.34	1		06/01/22 16:54	96-12-8	
Dibromochloromethane	ND	ug/L	0.50	0.36	1		06/01/22 16:54	124-48-1	
1,2-Dibromoethane (EDB)	ND	ug/L	0.50	0.27	1		06/01/22 16:54	106-93-4	
Dibromomethane	ND	ug/L	0.50	0.39	1		06/01/22 16:54	74-95-3	
1,2-Dichlorobenzene	ND	ug/L	0.50	0.34	1		06/01/22 16:54	95-50-1	
1,3-Dichlorobenzene	ND	ug/L	0.50	0.34	1		06/01/22 16:54	541-73-1	
1,4-Dichlorobenzene	ND	ug/L	0.50	0.33	1		06/01/22 16:54	106-46-7	
Dichlorodifluoromethane	ND	ug/L	0.50	0.35	1		06/01/22 16:54	75-71-8	
1,1-Dichloroethane	ND	ug/L	0.50	0.37	1		06/01/22 16:54	75-34-3	
1,2-Dichloroethane	ND	ug/L	0.50	0.32	1		06/01/22 16:54	107-06-2	
1,1-Dichloroethene	ND	ug/L	0.50	0.35	1		06/01/22 16:54	75-35-4	
cis-1,2-Dichloroethene	ND	ug/L	0.50	0.38	1		06/01/22 16:54	156-59-2	
trans-1,2-Dichloroethene	ND	ug/L	0.50	0.40	1		06/01/22 16:54	156-60-5	
1,2-Dichloropropane	ND	ug/L	0.50	0.36	1		06/01/22 16:54	78-87-5	
1,3-Dichloropropane	ND	ug/L	0.50	0.28	1		06/01/22 16:54	142-28-9	

REPORT OF LABORATORY ANALYSIS

This report shall not be reproduced, except in full,
without the written consent of Pace Analytical Services, LLC.

Pace Analytical Services, LLC
9800 Kincey Ave. Suite 100
Huntersville, NC 28078
(704)875-9092

ANALYTICAL RESULTS

Project: 2020-L1-SR-2448
Pace Project No.: 92607102

Sample: 13835_AC_RD **Lab ID: 92607102001** Collected: 05/31/22 12:00 Received: 05/31/22 12:50 Matrix: Water

Parameters	Results	Units	Report Limit	MDL	DF	Prepared	Analyzed	CAS No.	Qual
6200B MSV	Analytical Method: SM 6200B Pace Analytical Services - Charlotte								
2,2-Dichloropropane	ND	ug/L	0.50	0.39	1		06/01/22 16:54	594-20-7	
1,1-Dichloropropene	ND	ug/L	0.50	0.43	1		06/01/22 16:54	563-58-6	
cis-1,3-Dichloropropene	ND	ug/L	0.50	0.36	1		06/01/22 16:54	10061-01-5	
trans-1,3-Dichloropropene	ND	ug/L	0.50	0.36	1		06/01/22 16:54	10061-02-6	
Diisopropyl ether	ND	ug/L	0.50	0.31	1		06/01/22 16:54	108-20-3	
Ethanol	ND	ug/L	200	72.2	1		06/01/22 16:54	64-17-5	
Ethylbenzene	ND	ug/L	0.50	0.30	1		06/01/22 16:54	100-41-4	
Hexachloro-1,3-butadiene	ND	ug/L	2.0	1.5	1		06/01/22 16:54	87-68-3	
Isopropylbenzene (Cumene)	ND	ug/L	0.50	0.33	1		06/01/22 16:54	98-82-8	
Methylene Chloride	ND	ug/L	2.0	2.0	1		06/01/22 16:54	75-09-2	
Methyl-tert-butyl ether	ND	ug/L	0.50	0.42	1		06/01/22 16:54	1634-04-4	
Naphthalene	ND	ug/L	2.0	0.64	1		06/01/22 16:54	91-20-3	
n-Propylbenzene	ND	ug/L	0.50	0.34	1		06/01/22 16:54	103-65-1	
Styrene	ND	ug/L	0.50	0.29	1		06/01/22 16:54	100-42-5	
1,1,1,2-Tetrachloroethane	ND	ug/L	0.50	0.31	1		06/01/22 16:54	630-20-6	
1,1,2,2-Tetrachloroethane	ND	ug/L	0.50	0.22	1		06/01/22 16:54	79-34-5	
Tetrachloroethene	ND	ug/L	0.50	0.29	1		06/01/22 16:54	127-18-4	
Toluene	ND	ug/L	0.50	0.48	1		06/01/22 16:54	108-88-3	
1,2,3-Trichlorobenzene	ND	ug/L	2.0	0.81	1		06/01/22 16:54	87-61-6	
1,2,4-Trichlorobenzene	ND	ug/L	2.0	0.64	1		06/01/22 16:54	120-82-1	
1,1,1-Trichloroethane	ND	ug/L	0.50	0.33	1		06/01/22 16:54	71-55-6	
1,1,2-Trichloroethane	ND	ug/L	0.50	0.32	1		06/01/22 16:54	79-00-5	
Trichloroethene	ND	ug/L	0.50	0.38	1		06/01/22 16:54	79-01-6	
Trichlorofluoromethane	ND	ug/L	1.0	0.30	1		06/01/22 16:54	75-69-4	
1,2,3-Trichloropropane	ND	ug/L	0.50	0.26	1		06/01/22 16:54	96-18-4	
1,2,4-Trimethylbenzene	ND	ug/L	0.50	0.50	1		06/01/22 16:54	95-63-6	
1,3,5-Trimethylbenzene	ND	ug/L	0.50	0.33	1		06/01/22 16:54	108-67-8	
Vinyl chloride	ND	ug/L	1.0	0.39	1		06/01/22 16:54	75-01-4	
m&p-Xylene	ND	ug/L	1.0	0.71	1		06/01/22 16:54	179601-23-1	
o-Xylene	ND	ug/L	0.50	0.34	1		06/01/22 16:54	95-47-6	
Surrogates									
1,2-Dichloroethane-d4 (S)	91	%	70-130		1		06/01/22 16:54	17060-07-0	
4-Bromofluorobenzene (S)	98	%	70-130		1		06/01/22 16:54	460-00-4	
Toluene-d8 (S)	105	%	70-130		1		06/01/22 16:54	2037-26-5	

REPORT OF LABORATORY ANALYSIS

This report shall not be reproduced, except in full,
without the written consent of Pace Analytical Services, LLC.

Pace Analytical Services, LLC
9800 Kincey Ave. Suite 100
Huntersville, NC 28078
(704)875-9092

QUALITY CONTROL DATA

Project: 2020-L1-SR-2448
Pace Project No.: 92607102

QC Batch: 703390
QC Batch Method: MADEP VPH
Analysis Method: MADEP VPH
Analysis Description: VPH NC Water
Laboratory: Pace Analytical Services - Charlotte
Associated Lab Samples: 92607102001

METHOD BLANK: 3670605 Matrix: Water
Associated Lab Samples: 92607102001

Parameter	Units	Blank Result	Reporting Limit	MDL	Analyzed	Qualifiers
Aliphatic (C05-C08)	ug/L	ND	50.0	50.0	06/09/22 14:03	N2
Aromatic (C09-C10)	ug/L	ND	50.0	50.0	06/09/22 14:03	N2
4-Bromofluorobenzene (FID) (S)	%	101	70-130		06/09/22 14:03	
4-Bromofluorobenzene (PID) (S)	%	90	70-130		06/09/22 14:03	

LABORATORY CONTROL SAMPLE & LCSD: 3670606 3670607

Parameter	Units	Spike Conc.	LCS Result	LCSD Result	LCS % Rec	LCSD % Rec	% Rec Limits	RPD	Max RPD	Qualifiers
Aliphatic (C05-C08)	ug/L	300	288	287	96	96	70-130	0	25	N2
Aromatic (C09-C10)	ug/L	100	98.0	98.4	98	98	70-130	0	25	N2
4-Bromofluorobenzene (FID) (S)	%				98	101	70-130			
4-Bromofluorobenzene (PID) (S)	%				89	91	70-130			

Results presented on this page are in the units indicated by the "Units" column except where an alternate unit is presented to the right of the result.

REPORT OF LABORATORY ANALYSIS

This report shall not be reproduced, except in full,
without the written consent of Pace Analytical Services, LLC.

Pace Analytical Services, LLC
9800 Kincey Ave. Suite 100
Huntersville, NC 28078
(704)875-9092

QUALITY CONTROL DATA

Project: 2020-L1-SR-2448
Pace Project No.: 92607102

QC Batch: 703618
QC Batch Method: EPA 3010A
Analysis Method: EPA 6020B
Analysis Description: 6020 MET
Laboratory: Pace Analytical Services - Asheville
Associated Lab Samples: 92607102001

METHOD BLANK: 3671714 Matrix: Water
Associated Lab Samples: 92607102001

Parameter	Units	Blank Result	Reporting Limit	MDL	Analyzed	Qualifiers
Lead	ug/L	ND	1.0	0.077	06/12/22 21:43	

LABORATORY CONTROL SAMPLE: 3671715

Parameter	Units	Spike Conc.	LCS Result	LCS % Rec	% Rec Limits	Qualifiers
Lead	ug/L	50	48.9	98	80-120	

MATRIX SPIKE & MATRIX SPIKE DUPLICATE: 3671716 3671717

Parameter	Units	92607151023 Result	MS Spike Conc.	MSD Spike Conc.	MS Result	MSD Result	MS % Rec	MSD % Rec	% Rec Limits	RPD	Max RPD	Qual
Lead	ug/L	0.12J	50	50	49.7	49.8	99	99	75-125	0	20	

Results presented on this page are in the units indicated by the "Units" column except where an alternate unit is presented to the right of the result.

REPORT OF LABORATORY ANALYSIS

This report shall not be reproduced, except in full,
without the written consent of Pace Analytical Services, LLC.

Pace Analytical Services, LLC
9800 Kincey Ave. Suite 100
Huntersville, NC 28078
(704)875-9092

QUALITY CONTROL DATA

Project: 2020-L1-SR-2448
Pace Project No.: 92607102

QC Batch: 701565
QC Batch Method: SM 6200B
Analysis Method: SM 6200B
Analysis Description: 6200B MSV
Laboratory: Pace Analytical Services - Charlotte

Associated Lab Samples: 92607102001

METHOD BLANK: 3661741 Matrix: Water
Associated Lab Samples: 92607102001

Parameter	Units	Blank Result	Reporting Limit	MDL	Analyzed	Qualifiers
1,1,1,2-Tetrachloroethane	ug/L	ND	0.50	0.31	06/01/22 12:44	
1,1,1-Trichloroethane	ug/L	ND	0.50	0.33	06/01/22 12:44	
1,1,2,2-Tetrachloroethane	ug/L	ND	0.50	0.22	06/01/22 12:44	
1,1,2-Trichloroethane	ug/L	ND	0.50	0.32	06/01/22 12:44	
1,1-Dichloroethane	ug/L	ND	0.50	0.37	06/01/22 12:44	
1,1-Dichloroethene	ug/L	ND	0.50	0.35	06/01/22 12:44	
1,1-Dichloropropene	ug/L	ND	0.50	0.43	06/01/22 12:44	
1,2,3-Trichlorobenzene	ug/L	ND	2.0	0.81	06/01/22 12:44	
1,2,3-Trichloropropane	ug/L	ND	0.50	0.26	06/01/22 12:44	
1,2,4-Trichlorobenzene	ug/L	ND	2.0	0.64	06/01/22 12:44	
1,2,4-Trimethylbenzene	ug/L	ND	0.50	0.50	06/01/22 12:44	
1,2-Dibromo-3-chloropropane	ug/L	ND	1.0	0.34	06/01/22 12:44	
1,2-Dibromoethane (EDB)	ug/L	ND	0.50	0.27	06/01/22 12:44	
1,2-Dichlorobenzene	ug/L	ND	0.50	0.34	06/01/22 12:44	
1,2-Dichloroethane	ug/L	ND	0.50	0.32	06/01/22 12:44	
1,2-Dichloropropane	ug/L	ND	0.50	0.36	06/01/22 12:44	
1,3,5-Trimethylbenzene	ug/L	ND	0.50	0.33	06/01/22 12:44	
1,3-Dichlorobenzene	ug/L	ND	0.50	0.34	06/01/22 12:44	
1,3-Dichloropropane	ug/L	ND	0.50	0.28	06/01/22 12:44	
1,4-Dichlorobenzene	ug/L	ND	0.50	0.33	06/01/22 12:44	
2,2-Dichloropropane	ug/L	ND	0.50	0.39	06/01/22 12:44	
2-Chlorotoluene	ug/L	ND	0.50	0.32	06/01/22 12:44	
4-Chlorotoluene	ug/L	ND	0.50	0.32	06/01/22 12:44	
Benzene	ug/L	ND	0.50	0.34	06/01/22 12:44	
Bromobenzene	ug/L	ND	0.50	0.29	06/01/22 12:44	
Bromochloromethane	ug/L	ND	0.50	0.47	06/01/22 12:44	
Bromodichloromethane	ug/L	ND	0.50	0.31	06/01/22 12:44	
Bromoform	ug/L	ND	0.50	0.34	06/01/22 12:44	
Bromomethane	ug/L	ND	5.0	1.7	06/01/22 12:44	
Carbon tetrachloride	ug/L	ND	0.50	0.33	06/01/22 12:44	
Chlorobenzene	ug/L	ND	0.50	0.28	06/01/22 12:44	
Chloroethane	ug/L	ND	1.0	0.65	06/01/22 12:44	
Chloroform	ug/L	ND	0.50	0.43	06/01/22 12:44	
Chloromethane	ug/L	ND	1.0	0.54	06/01/22 12:44	
cis-1,2-Dichloroethene	ug/L	ND	0.50	0.38	06/01/22 12:44	
cis-1,3-Dichloropropene	ug/L	ND	0.50	0.36	06/01/22 12:44	
Dibromochloromethane	ug/L	ND	0.50	0.36	06/01/22 12:44	
Dibromomethane	ug/L	ND	0.50	0.39	06/01/22 12:44	
Dichlorodifluoromethane	ug/L	ND	0.50	0.35	06/01/22 12:44	
Diisopropyl ether	ug/L	ND	0.50	0.31	06/01/22 12:44	

Results presented on this page are in the units indicated by the "Units" column except where an alternate unit is presented to the right of the result.

REPORT OF LABORATORY ANALYSIS

This report shall not be reproduced, except in full,
without the written consent of Pace Analytical Services, LLC.

Pace Analytical Services, LLC
9800 Kincey Ave. Suite 100
Huntersville, NC 28078
(704)875-9092

QUALITY CONTROL DATA

Project: 2020-L1-SR-2448
Pace Project No.: 92607102

METHOD BLANK: 3661741 Matrix: Water
Associated Lab Samples: 92607102001

Parameter	Units	Blank Result	Reporting Limit	MDL	Analyzed	Qualifiers
Ethanol	ug/L	ND	200	72.2	06/01/22 12:44	
Ethylbenzene	ug/L	ND	0.50	0.30	06/01/22 12:44	
Hexachloro-1,3-butadiene	ug/L	ND	2.0	1.5	06/01/22 12:44	
Isopropylbenzene (Cumene)	ug/L	ND	0.50	0.33	06/01/22 12:44	
m&p-Xylene	ug/L	ND	1.0	0.71	06/01/22 12:44	
Methyl-tert-butyl ether	ug/L	ND	0.50	0.42	06/01/22 12:44	
Methylene Chloride	ug/L	ND	2.0	2.0	06/01/22 12:44	
n-Butylbenzene	ug/L	ND	0.50	0.49	06/01/22 12:44	
n-Propylbenzene	ug/L	ND	0.50	0.34	06/01/22 12:44	
Naphthalene	ug/L	ND	2.0	0.64	06/01/22 12:44	
o-Xylene	ug/L	ND	0.50	0.34	06/01/22 12:44	
sec-Butylbenzene	ug/L	ND	0.50	0.40	06/01/22 12:44	
Styrene	ug/L	ND	0.50	0.29	06/01/22 12:44	
tert-Butylbenzene	ug/L	ND	0.50	0.32	06/01/22 12:44	
Tetrachloroethene	ug/L	ND	0.50	0.29	06/01/22 12:44	
Toluene	ug/L	ND	0.50	0.48	06/01/22 12:44	
trans-1,2-Dichloroethene	ug/L	ND	0.50	0.40	06/01/22 12:44	
trans-1,3-Dichloropropene	ug/L	ND	0.50	0.36	06/01/22 12:44	
Trichloroethene	ug/L	ND	0.50	0.38	06/01/22 12:44	
Trichlorofluoromethane	ug/L	ND	1.0	0.30	06/01/22 12:44	
Vinyl chloride	ug/L	ND	1.0	0.39	06/01/22 12:44	
1,2-Dichloroethane-d4 (S)	%	89	70-130		06/01/22 12:44	
4-Bromofluorobenzene (S)	%	97	70-130		06/01/22 12:44	
Toluene-d8 (S)	%	106	70-130		06/01/22 12:44	

LABORATORY CONTROL SAMPLE: 3661742

Parameter	Units	Spike Conc.	LCS Result	LCS % Rec	% Rec Limits	Qualifiers
1,1,1,2-Tetrachloroethane	ug/L	50	51.9	104	60-140	
1,1,1-Trichloroethane	ug/L	50	53.2	106	60-140	
1,1,2,2-Tetrachloroethane	ug/L	50	47.1	94	60-140	
1,1,2-Trichloroethane	ug/L	50	48.9	98	60-140	
1,1-Dichloroethane	ug/L	50	47.7	95	60-140	
1,1-Dichloroethene	ug/L	50	53.7	107	60-140	
1,1-Dichloropropene	ug/L	50	51.5	103	60-140	
1,2,3-Trichlorobenzene	ug/L	50	52.1	104	60-140	
1,2,3-Trichloropropane	ug/L	50	45.6	91	60-140	
1,2,4-Trichlorobenzene	ug/L	50	51.7	103	60-140	
1,2,4-Trimethylbenzene	ug/L	50	49.5	99	60-140	
1,2-Dibromo-3-chloropropane	ug/L	50	46.5	93	60-140	
1,2-Dibromoethane (EDB)	ug/L	50	50.7	101	60-140	
1,2-Dichlorobenzene	ug/L	50	48.8	98	60-140	
1,2-Dichloroethane	ug/L	50	48.3	97	60-140	
1,2-Dichloropropane	ug/L	50	50.8	102	60-140	

Results presented on this page are in the units indicated by the "Units" column except where an alternate unit is presented to the right of the result.

REPORT OF LABORATORY ANALYSIS

This report shall not be reproduced, except in full,
without the written consent of Pace Analytical Services, LLC.

Pace Analytical Services, LLC
9800 Kincey Ave. Suite 100
Huntersville, NC 28078
(704)875-9092

QUALITY CONTROL DATA

Project: 2020-L1-SR-2448
Pace Project No.: 92607102

LABORATORY CONTROL SAMPLE: 3661742

Parameter	Units	Spike Conc.	LCS Result	LCS % Rec	% Rec Limits	Qualifiers
1,3,5-Trimethylbenzene	ug/L	50	50.9	102	60-140	
1,3-Dichlorobenzene	ug/L	50	49.1	98	60-140	
1,3-Dichloropropane	ug/L	50	51.3	103	60-140	
1,4-Dichlorobenzene	ug/L	50	48.4	97	60-140	
2,2-Dichloropropane	ug/L	50	52.7	105	60-140	
2-Chlorotoluene	ug/L	50	49.2	98	60-140	
4-Chlorotoluene	ug/L	50	47.7	95	60-140	
Benzene	ug/L	50	47.8	96	60-140	
Bromobenzene	ug/L	50	48.6	97	60-140	
Bromochloromethane	ug/L	50	46.7	93	60-140	
Bromodichloromethane	ug/L	50	45.8	92	60-140	
Bromoform	ug/L	50	50.3	101	60-140	
Bromomethane	ug/L	50	58.0	116	60-140	
Carbon tetrachloride	ug/L	50	55.0	110	60-140	
Chlorobenzene	ug/L	50	48.9	98	60-140	
Chloroethane	ug/L	50	64.2	128	60-140	
Chloroform	ug/L	50	46.7	93	60-140	
Chloromethane	ug/L	50	55.5	111	60-140	
cis-1,2-Dichloroethene	ug/L	50	48.3	97	60-140	
cis-1,3-Dichloropropene	ug/L	50	51.8	104	60-140	
Dibromochloromethane	ug/L	50	51.2	102	60-140	
Dibromomethane	ug/L	50	46.6	93	60-140	
Dichlorodifluoromethane	ug/L	50	67.5	135	60-140	
Diisopropyl ether	ug/L	50	49.8	100	60-140	
Ethanol	ug/L	2000	1580	79	60-140	
Ethylbenzene	ug/L	50	48.6	97	60-140	
Hexachloro-1,3-butadiene	ug/L	50	59.0	118	60-140	
Isopropylbenzene (Cumene)	ug/L	50	49.9	100	60-140	
m&p-Xylene	ug/L	100	97.1	97	60-140	
Methyl-tert-butyl ether	ug/L	50	49.2	98	60-140	
Methylene Chloride	ug/L	50	42.7	85	60-140	
n-Butylbenzene	ug/L	50	54.6	109	60-140	
n-Propylbenzene	ug/L	50	49.6	99	60-140	
Naphthalene	ug/L	50	50.9	102	60-140	
o-Xylene	ug/L	50	48.1	96	60-140	
sec-Butylbenzene	ug/L	50	52.3	105	60-140	
Styrene	ug/L	50	48.5	97	60-140	
tert-Butylbenzene	ug/L	50	42.7	85	60-140	
Tetrachloroethene	ug/L	50	53.7	107	60-140	
Toluene	ug/L	50	44.8	90	60-140	
trans-1,2-Dichloroethene	ug/L	50	51.4	103	60-140	
trans-1,3-Dichloropropene	ug/L	50	49.4	99	60-140	
Trichloroethene	ug/L	50	55.1	110	60-140	
Trichlorofluoromethane	ug/L	50	60.3	121	60-140	
Vinyl chloride	ug/L	50	61.8	124	60-140	
1,2-Dichloroethane-d4 (S)	%			101	70-130	
4-Bromofluorobenzene (S)	%			98	70-130	

Results presented on this page are in the units indicated by the "Units" column except where an alternate unit is presented to the right of the result.

REPORT OF LABORATORY ANALYSIS

This report shall not be reproduced, except in full,
without the written consent of Pace Analytical Services, LLC.

Pace Analytical Services, LLC
9800 Kincey Ave. Suite 100
Huntersville, NC 28078
(704)875-9092

QUALITY CONTROL DATA

Project: 2020-L1-SR-2448
Pace Project No.: 92607102

LABORATORY CONTROL SAMPLE: 3661742

Parameter	Units	Spike Conc.	LCS Result	LCS % Rec	% Rec Limits	Qualifiers
Toluene-d8 (S)	%			95	70-130	

MATRIX SPIKE & MATRIX SPIKE DUPLICATE: 3661743 3661744

Parameter	Units	92606419002 Result	MS Spike Conc.	MSD Spike Conc.	MS Result	MSD Result	MS % Rec	MSD % Rec	% Rec Limits	RPD	Max RPD	Qual
1,1,1,2-Tetrachloroethane	ug/L	ND	250	250	259	249	104	100	60-140	4	30	
1,1,1-Trichloroethane	ug/L	ND	250	250	280	272	112	109	60-140	3	30	
1,1,2,2-Tetrachloroethane	ug/L	ND	250	250	251	245	100	98	60-140	3	30	
1,1,2-Trichloroethane	ug/L	ND	250	250	263	257	105	103	60-140	2	30	
1,1-Dichloroethane	ug/L	ND	250	250	260	257	104	103	60-140	1	30	
1,1-Dichloroethene	ug/L	ND	250	250	283	274	113	110	60-140	3	30	
1,1-Dichloropropene	ug/L	ND	250	250	276	269	110	108	60-140	2	30	
1,2,3-Trichlorobenzene	ug/L	ND	250	250	229	262	91	105	60-140	14	30	
1,2,3-Trichloropropane	ug/L	ND	250	250	256	248	102	99	60-140	3	30	
1,2,4-Trichlorobenzene	ug/L	ND	250	250	230	251	92	100	60-140	9	30	
1,2,4-Trimethylbenzene	ug/L	15.2	250	250	276	268	104	101	60-140	3	30	
1,2-Dibromo-3-chloropropane	ug/L	ND	250	250	222	231	89	92	60-140	4	30	
1,2-Dibromoethane (EDB)	ug/L	ND	250	250	258	251	103	100	60-140	3	30	
1,2-Dichlorobenzene	ug/L	ND	250	250	247	246	99	99	60-140	0	30	
1,2-Dichloroethane	ug/L	ND	250	250	261	252	104	101	60-140	3	30	
1,2-Dichloropropane	ug/L	ND	250	250	283	272	113	109	60-140	4	30	
1,3,5-Trimethylbenzene	ug/L	ND	250	250	268	263	105	103	60-140	2	30	
1,3-Dichlorobenzene	ug/L	ND	250	250	255	255	102	102	60-140	0	30	
1,3-Dichloropropane	ug/L	ND	250	250	271	252	108	101	60-140	7	30	
1,4-Dichlorobenzene	ug/L	ND	250	250	252	250	101	100	60-140	0	30	
2,2-Dichloropropane	ug/L	ND	250	250	250	242	99	96	60-140	3	30	
2-Chlorotoluene	ug/L	ND	250	250	253	251	101	101	60-140	1	30	
4-Chlorotoluene	ug/L	ND	250	250	254	246	101	98	60-140	3	30	
Benzene	ug/L	1410	250	250	1650	1630	99	92	60-140	1	30	
Bromobenzene	ug/L	ND	250	250	250	246	100	98	60-140	2	30	
Bromochloromethane	ug/L	ND	250	250	247	240	99	96	60-140	3	30	
Bromodichloromethane	ug/L	ND	250	250	245	237	98	95	60-140	3	30	
Bromoform	ug/L	ND	250	250	230	226	92	91	60-140	1	30	
Bromomethane	ug/L	ND	250	250	239	269	96	108	60-140	12	30	
Carbon tetrachloride	ug/L	ND	250	250	293	283	117	113	60-140	3	30	
Chlorobenzene	ug/L	ND	250	250	264	256	106	102	60-140	3	30	
Chloroethane	ug/L	ND	250	250	333	331	133	132	60-140	1	30	
Chloroform	ug/L	ND	250	250	251	238	100	95	60-140	5	30	
Chloromethane	ug/L	ND	250	250	256	251	102	101	60-140	2	30	
cis-1,2-Dichloroethene	ug/L	ND	250	250	263	258	105	103	60-140	2	30	
cis-1,3-Dichloropropene	ug/L	ND	250	250	265	256	106	102	60-140	3	30	
Dibromochloromethane	ug/L	ND	250	250	245	234	98	94	60-140	4	30	
Dibromomethane	ug/L	ND	250	250	247	247	99	99	60-140	0	30	

Results presented on this page are in the units indicated by the "Units" column except where an alternate unit is presented to the right of the result.

REPORT OF LABORATORY ANALYSIS

This report shall not be reproduced, except in full,
without the written consent of Pace Analytical Services, LLC.

Pace Analytical Services, LLC
9800 Kincey Ave. Suite 100
Huntersville, NC 28078
(704)875-9092

QUALITY CONTROL DATA

Project: 2020-L1-SR-2448
Pace Project No.: 92607102

MATRIX SPIKE & MATRIX SPIKE DUPLICATE: 3661743 3661744

Parameter	Units	92606419002 Result	MS Spike Conc.	MSD Spike Conc.	MS Result	MSD Result	MS % Rec	MSD % Rec	% Rec Limits	RPD	Max RPD	Qual
Dichlorodifluoromethane	ug/L	ND	250	250	223	214	89	86	60-140	4	30	
Diisopropyl ether	ug/L	59.5	250	250	331	324	109	106	60-140	2	30	
Ethanol	ug/L	ND	10000	10000	11000	11400	110	114	60-140	3	30	
Ethylbenzene	ug/L	ND	250	250	272	258	107	101	60-140	5	30	
Hexachloro-1,3-butadiene	ug/L	ND	250	250	257	263	103	105	60-140	2	30	
Isopropylbenzene (Cumene)	ug/L	41.2	250	250	308	300	107	104	60-140	3	30	
m&p-Xylene	ug/L	33.0	500	500	571	542	108	102	60-140	5	30	
Methyl-tert-butyl ether	ug/L	12.4	250	250	263	253	100	96	60-140	4	30	
Methylene Chloride	ug/L	ND	250	250	223	217	89	87	60-140	3	30	
n-Butylbenzene	ug/L	10.9	250	250	272	278	105	107	60-140	2	30	
n-Propylbenzene	ug/L	12.3	250	250	272	267	104	102	60-140	2	30	
Naphthalene	ug/L	173	250	250	413	444	96	109	60-140	7	30	
o-Xylene	ug/L	47.6	250	250	310	299	105	101	60-140	3	30	
sec-Butylbenzene	ug/L	ND	250	250	270	276	108	110	60-140	2	30	
Styrene	ug/L	ND	250	250	262	253	105	101	60-140	3	30	
tert-Butylbenzene	ug/L	ND	250	250	222	221	89	88	60-140	1	30	
Tetrachloroethene	ug/L	ND	250	250	278	266	111	106	60-140	4	30	
Toluene	ug/L	ND	250	250	265	250	104	98	60-140	6	30	
trans-1,2-Dichloroethene	ug/L	ND	250	250	274	266	109	106	60-140	3	30	
trans-1,3-Dichloropropene	ug/L	ND	250	250	252	244	101	98	60-140	3	30	
Trichloroethene	ug/L	ND	250	250	305	291	122	116	60-140	5	30	
Trichlorofluoromethane	ug/L	ND	250	250	318	311	127	124	60-140	2	30	
Vinyl chloride	ug/L	ND	250	250	292	282	117	113	60-140	4	30	
1,2-Dichloroethane-d4 (S)	%						103	104	70-130			
4-Bromofluorobenzene (S)	%						99	99	70-130			
Toluene-d8 (S)	%						98	98	70-130			

Results presented on this page are in the units indicated by the "Units" column except where an alternate unit is presented to the right of the result.

REPORT OF LABORATORY ANALYSIS

This report shall not be reproduced, except in full,
without the written consent of Pace Analytical Services, LLC.

Pace Analytical Services, LLC
9800 Kincey Ave. Suite 100
Huntersville, NC 28078
(704)875-9092

QUALIFIERS

Project: 2020-L1-SR-2448
Pace Project No.: 92607102

DEFINITIONS

DF - Dilution Factor, if reported, represents the factor applied to the reported data due to dilution of the sample aliquot.

ND - Not Detected at or above adjusted reporting limit.

TNTC - Too Numerous To Count

J - Estimated concentration above the adjusted method detection limit and below the adjusted reporting limit.

MDL - Adjusted Method Detection Limit.

PQL - Practical Quantitation Limit.

RL - Reporting Limit - The lowest concentration value that meets project requirements for quantitative data with known precision and bias for a specific analyte in a specific matrix.

S - Surrogate

1,2-Diphenylhydrazine decomposes to and cannot be separated from Azobenzene using Method 8270. The result for each analyte is a combined concentration.

Consistent with EPA guidelines, unrounded data are displayed and have been used to calculate % recovery and RPD values.

LCS(D) - Laboratory Control Sample (Duplicate)

MS(D) - Matrix Spike (Duplicate)

DUP - Sample Duplicate

RPD - Relative Percent Difference

NC - Not Calculable.

SG - Silica Gel - Clean-Up

U - Indicates the compound was analyzed for, but not detected.

Acid preservation may not be appropriate for 2 Chloroethylvinyl ether.

A separate vial preserved to a pH of 4-5 is recommended in SW846 Chapter 4 for the analysis of Acrolein and Acrylonitrile by EPA Method 8260.

N-Nitrosodiphenylamine decomposes and cannot be separated from Diphenylamine using Method 8270. The result reported for each analyte is a combined concentration.

Reported results are not rounded until the final step prior to reporting. Therefore, calculated parameters that are typically reported as "Total" may vary slightly from the sum of the reported component parameters.

Pace Analytical is TNI accredited. Contact your Pace PM for the current list of accredited analytes.

TNI - The NELAC Institute.

ANALYTE QUALIFIERS

N2	The lab does not hold NELAC/TNI accreditation for this parameter but other accreditations/certifications may apply. A complete list of accreditations/certifications is available upon request.

REPORT OF LABORATORY ANALYSIS

This report shall not be reproduced, except in full,
without the written consent of Pace Analytical Services, LLC.

Pace Analytical Services, LLC
9800 Kincey Ave. Suite 100
Huntersville, NC 28078
(704)875-9092

QUALITY CONTROL DATA CROSS REFERENCE TABLE

Project: 2020-L1-SR-2448
Pace Project No.: 92607102

Lab ID	Sample ID	QC Batch Method	QC Batch	Analytical Method	Analytical Batch
92607102001	**13835_AC_RD**	MADEP VPH	703390		
92607102001	**13835_AC_RD**	EPA 3010A	703618	EPA 6020B	703731
92607102001	**13835_AC_RD**	SM 6200B	701565		

This report shall not be reproduced, except in full,
without the written consent of Pace Analytical Services, LLC.

Pace Analytical

CHAIN-OF-CUSTODY Analytical Request Document

Chain-of-Custody is a LEGAL DOCUMENT - Complete all relevent fields

LAB USE WO# : 92607102

92607102

umber or

Company: Apex Companies

Billing Information:

Address: 5900 Northwoods Bus. PKWY Ste O.

Report To: Andrew.Street@apexcos.com

Email To:

Copy To: Tom.Naumann@apexcos.com

Site Collection Info/Address:

Customer Project Name/Number: 2020-L1-SR-2448

State: NC County/City: Meck

Time Zone Collected: [ ] PT [ ] MT [ ] CT [ ] ET

Phone:
Email:

Site/Facility ID #: CPC Huntersville

Compliance Monitoring? [ ] Yes [ ] No

Collected By (print): Jamie Humphrey

Purchase Order #:
Quote #:

DW PWS ID #:
DW Location Code:

Collected By (signature): Jamie Humphrey

Turnaround Date Required: ASAP

Immediately Packed on Ice: [✓] Yes [ ] No

Sample Disposal: [✓] Dispose as appropriate [ ] Return [ ] Archive: [ ] Hold:

Rush: [ ] Same Day [ ] Next Day [ ] 2 Day [ ] 3 Day [ ] 4 Day [ ] 5 Day (Expedite Charges Apply)

Field Filtered (if applicable): [ ] Yes [ ] No

Analysis:

* Matrix Codes (Insert in Matrix box below): Drinking Water (DW), Ground Water (GW), Wastewater (WW), Product (P), Soil/Solid (SL), Oil (OL), Wipe (WP), Air (AR), Tissue (TS), Bioassay (B), Vapor (V), Other (OT)

Container Preservative Type **: 3 3 1

Lab Project Manager:

** Preservative Types: (1) nitric acid, (2) sulfuric acid, (3) hydrochloric acid, (4) sodium hydroxide, (5) zinc acetate, (6) methanol, (7) sodium bisulfate, (8) sodium thiosulfate, (9) hexane, (A) ascorbic acid, (B) ammonium sulfate, (C) ammonium hydroxide, (D) TSP, (U) Unpreserved, (O) Other

Analyses

Customer Sample ID	Matrix *	Comp / Grab	Collected (or Composite Start) Date	Collected (or Composite Start) Time	Composite End Date	Composite End Time	Res Cl	# of Ctns	VOC 6200B	MADEP VPH	Lead							
13835_AC_2D	DW	6	5/31/22	1200				8	X	X	X							

Lab Profile/Line:

Lab Sample Receipt Checklist:

Custody Seals Present/Intact	Y N NA
Custody Signatures Present	Y N NA
Collector Signature Present	Y N NA
Bottles Intact	Y N NA
Correct Bottles	Y N NA
Sufficient Volume	Y N NA
Samples Received on Ice	Y N NA
VOA - Headspace Acceptable	Y N NA
USDA Regulated Soils	Y N NA
Samples in Holding Time	Y N NA
Residual Chlorine Present	Y N NA
Cl Strips:	
Sample pH Acceptable	Y N NA
pH Strips: 223819AV	
Sulfide Present	Y N NA
Lead Acetate Strips:	

LAB USE ONLY:
Lab Sample # / Comments:

92607102

001

Customer Remarks / Special Conditions / Possible Hazards:

Type of Ice Used: Wet Blue Dry None

Packing Material Used: bb

Radchem sample(s) screened (<500 cpm): Y N NA

SHORT HOLDS PRESENT (<72 hours): Y N N/A

Lab Tracking #: 2517687

Samples received via: FEDEX UPS Client Courier Pace Courier

Lab Sample Temperature Info:
Temp Blank Received: Y N NA
Therm ID#: 92T064
Cooler 1 Temp Upon Receipt: 1.1 oC
Cooler 1 Therm Corr. Factor: 0 oC
Cooler 1 Corrected Temp: 1.1 oC
Comments:

Relinquished by/Company: (Signature)	Date/Time:	Received by/Company: (Signature)	Date/Time:
Jamie Humphrey / APex	5/31/22 1250	CS Pace	1250 5/31/22
Relinquished by/Company: (Signature)	Date/Time:	Received by/Company: (Signature)	Date/Time:
Relinquished by/Company: (Signature)	Date/Time:	Received by/Company: (Signature)	Date/Time:

MTJL LAB USE ONLY
Table #:
Acctnum:
Template:
Prelogin:
PM:
PB:

Trip Blank Received: Y N NA
HCL MeOH TSP Other

Non Conformance(s): YES / NO

Page: 1 of: 1

Pace Analytical Services, LLC
9800 Kincey Ave. Suite 100
Huntersville, NC 28078
(704)875-9092

June 14, 2022

Andrew Street
Apex Companies - NC
5900 Northwoods Business Pkwy
Suite 5900-0
Charlotte, NC 28269

RE: Project: 2020-L1-SR-2448
Pace Project No.: 92607104

Dear Andrew Street:

Enclosed are the analytical results for sample(s) received by the laboratory on May 31, 2022. The results relate only to the samples included in this report. Results reported herein conform to the applicable TNI/NELAC Standards and the laboratory's Quality Manual, where applicable, unless otherwise noted in the body of the report.

The test results provided in this final report were generated by each of the following laboratories within the Pace Network:

- Pace Analytical Services - Asheville
- Pace Analytical Services - Charlotte

If you have any questions concerning this report, please feel free to contact me.

Sincerely,

Angela M. Baioni

Angela Baioni
angela.baioni@pacelabs.com
(704)875-9092
Project Manager

Enclosures

cc: J Culbreath, Colonial Pipeline Company
Naomi Fretz, APEX Companies, LLC
Robert Hughes, Colonial Pipeline
Jamie Moran, APEX Companies, LLC
Jeff Morrison, Colonial Pipeline Company
Tom Naumann, APEX Companies - NC
Joe Nicolette, Montrose-EPS
Kaitlyn Nootens, Apex Companies
Christopher Schultz, Apex Companies
Matt Teixeira, Apex Companies, LLC
Michael Verdon, Colonial Pipeline Company
JM Wyatt, Colonial Pipeline Company

REPORT OF LABORATORY ANALYSIS

This report shall not be reproduced, except in full,
without the written consent of Pace Analytical Services, LLC.

Pace Analytical Services, LLC
9800 Kincey Ave. Suite 100
Huntersville, NC 28078
(704)875-9092

CERTIFICATIONS

Project: 2020-L1-SR-2448
Pace Project No.: 92607104

Pace Analytical Services Charlotte

South Carolina Laboratory ID: 99006
9800 Kincey Ave. Ste 100, Huntersville, NC 28078
North Carolina Drinking Water Certification #: 37706
North Carolina Field Services Certification #: 5342
North Carolina Wastewater Certification #: 12
South Carolina Laboratory ID: 99006
South Carolina Certification #: 99006001
South Carolina Drinking Water Cert. #: 99006003
Florida/NELAP Certification #: E87627
Kentucky UST Certification #: 84
Louisiana DoH Drinking Water #: LA029
Virginia/VELAP Certification #: 460221

Pace Analytical Services Asheville

2225 Riverside Drive, Asheville, NC 28804
Florida/NELAP Certification #: E87648
North Carolina Drinking Water Certification #: 37712
North Carolina Wastewater Certification #: 40
South Carolina Laboratory ID: 99030
South Carolina Certification #: 99030001
Virginia/VELAP Certification #: 460222

This report shall not be reproduced, except in full,
without the written consent of Pace Analytical Services, LLC.

Pace Analytical Services, LLC
9800 Kincey Ave. Suite 100
Huntersville, NC 28078
(704)875-9092

SAMPLE SUMMARY

Project: 2020-L1-SR-2448
Pace Project No.: 92607104

Lab ID	Sample ID	Matrix	Date Collected	Date Received
92607104001	**13800_HC_RD**	Water	05/31/22 09:15	05/31/22 12:50

REPORT OF LABORATORY ANALYSIS

This report shall not be reproduced, except in full,
without the written consent of Pace Analytical Services, LLC.

Pace Analytical Services, LLC
9800 Kincey Ave. Suite 100
Huntersville, NC 28078
(704)875-9092

SAMPLE ANALYTE COUNT

Project: 2020-L1-SR-2448
Pace Project No.: 92607104

Lab ID	Sample ID	Method	Analysts	Analytes Reported	Laboratory
92607104001	**13800_HC_RD**	MADEP VPH	MAD	6	PASI-C
		EPA 6020B	DBB1	1	PASI-A
		SM 6200B	SAS	64	PASI-C

PASI-A = Pace Analytical Services - Asheville
PASI-C = Pace Analytical Services - Charlotte

This report shall not be reproduced, except in full,
without the written consent of Pace Analytical Services, LLC.

Pace Analytical Services, LLC
9800 Kincey Ave. Suite 100
Huntersville, NC 28078
(704)875-9092

ANALYTICAL RESULTS

Project: 2020-L1-SR-2448
Pace Project No.: 92607104

Sample: 13800_HC_RD **Lab ID: 92607104001** Collected: 05/31/22 09:15 Received: 05/31/22 12:50 Matrix: Water

Parameters	Results	Units	Report Limit	MDL	DF	Prepared	Analyzed	CAS No.	Qual
VPH NC Water	Analytical Method: MADEP VPH Pace Analytical Services - Charlotte								
Total VPH (C5-C12)	ND	ug/L	50.0	50.0	1		06/10/22 04:04		N2
Aliphatic (C05-C08)	ND	ug/L	50.0	50.0	1		06/10/22 04:04		N2
Aliphatic(C09-C12) Adjusted	ND	ug/L	50.0	50.0	1		06/10/22 04:04		N2
Aromatic (C09-C10)	ND	ug/L	50.0	50.0	1		06/10/22 04:04		N2
Surrogates									
4-Bromofluorobenzene (FID) (S)	96	%	70-130		1		06/10/22 04:04	460-00-4	
4-Bromofluorobenzene (PID) (S)	83	%	70-130		1		06/10/22 04:04	460-00-4	
6020 MET ICPMS	Analytical Method: EPA 6020B Preparation Method: EPA 3010A Pace Analytical Services - Asheville								
Lead	**2.1**	ug/L	1.0	0.077	1	06/10/22 13:15	06/12/22 23:11	7439-92-1	
6200B MSV	Analytical Method: SM 6200B Pace Analytical Services - Charlotte								
Benzene	ND	ug/L	0.50	0.34	1		06/01/22 17:12	71-43-2	
Bromobenzene	ND	ug/L	0.50	0.29	1		06/01/22 17:12	108-86-1	
Bromochloromethane	ND	ug/L	0.50	0.47	1		06/01/22 17:12	74-97-5	
Bromodichloromethane	ND	ug/L	0.50	0.31	1		06/01/22 17:12	75-27-4	
Bromoform	ND	ug/L	0.50	0.34	1		06/01/22 17:12	75-25-2	
Bromomethane	ND	ug/L	5.0	1.7	1		06/01/22 17:12	74-83-9	
n-Butylbenzene	ND	ug/L	0.50	0.49	1		06/01/22 17:12	104-51-8	
sec-Butylbenzene	ND	ug/L	0.50	0.40	1		06/01/22 17:12	135-98-8	
tert-Butylbenzene	ND	ug/L	0.50	0.32	1		06/01/22 17:12	98-06-6	
Carbon tetrachloride	ND	ug/L	0.50	0.33	1		06/01/22 17:12	56-23-5	
Chlorobenzene	ND	ug/L	0.50	0.28	1		06/01/22 17:12	108-90-7	
Chloroethane	ND	ug/L	1.0	0.65	1		06/01/22 17:12	75-00-3	
Chloroform	ND	ug/L	0.50	0.43	1		06/01/22 17:12	67-66-3	
Chloromethane	ND	ug/L	1.0	0.54	1		06/01/22 17:12	74-87-3	
2-Chlorotoluene	ND	ug/L	0.50	0.32	1		06/01/22 17:12	95-49-8	
4-Chlorotoluene	ND	ug/L	0.50	0.32	1		06/01/22 17:12	106-43-4	
1,2-Dibromo-3-chloropropane	ND	ug/L	1.0	0.34	1		06/01/22 17:12	96-12-8	
Dibromochloromethane	ND	ug/L	0.50	0.36	1		06/01/22 17:12	124-48-1	
1,2-Dibromoethane (EDB)	ND	ug/L	0.50	0.27	1		06/01/22 17:12	106-93-4	
Dibromomethane	ND	ug/L	0.50	0.39	1		06/01/22 17:12	74-95-3	
1,2-Dichlorobenzene	ND	ug/L	0.50	0.34	1		06/01/22 17:12	95-50-1	
1,3-Dichlorobenzene	ND	ug/L	0.50	0.34	1		06/01/22 17:12	541-73-1	
1,4-Dichlorobenzene	ND	ug/L	0.50	0.33	1		06/01/22 17:12	106-46-7	
Dichlorodifluoromethane	ND	ug/L	0.50	0.35	1		06/01/22 17:12	75-71-8	
1,1-Dichloroethane	ND	ug/L	0.50	0.37	1		06/01/22 17:12	75-34-3	
1,2-Dichloroethane	ND	ug/L	0.50	0.32	1		06/01/22 17:12	107-06-2	
1,1-Dichloroethene	ND	ug/L	0.50	0.35	1		06/01/22 17:12	75-35-4	
cis-1,2-Dichloroethene	ND	ug/L	0.50	0.38	1		06/01/22 17:12	156-59-2	
trans-1,2-Dichloroethene	ND	ug/L	0.50	0.40	1		06/01/22 17:12	156-60-5	
1,2-Dichloropropane	ND	ug/L	0.50	0.36	1		06/01/22 17:12	78-87-5	
1,3-Dichloropropane	ND	ug/L	0.50	0.28	1		06/01/22 17:12	142-28-9	

REPORT OF LABORATORY ANALYSIS

This report shall not be reproduced, except in full,
without the written consent of Pace Analytical Services, LLC.

Pace Analytical Services, LLC
9800 Kincey Ave. Suite 100
Huntersville, NC 28078
(704)875-9092

ANALYTICAL RESULTS

Project: 2020-L1-SR-2448
Pace Project No.: 92607104

Sample: 13800_HC_RD **Lab ID: 92607104001** Collected: 05/31/22 09:15 Received: 05/31/22 12:50 Matrix: Water

Parameters	Results	Units	Report Limit	MDL	DF	Prepared	Analyzed	CAS No.	Qual
6200B MSV	Analytical Method: SM 6200B Pace Analytical Services - Charlotte								
2,2-Dichloropropane	ND	ug/L	0.50	0.39	1		06/01/22 17:12	594-20-7	
1,1-Dichloropropene	ND	ug/L	0.50	0.43	1		06/01/22 17:12	563-58-6	
cis-1,3-Dichloropropene	ND	ug/L	0.50	0.36	1		06/01/22 17:12	10061-01-5	
trans-1,3-Dichloropropene	ND	ug/L	0.50	0.36	1		06/01/22 17:12	10061-02-6	
Diisopropyl ether	ND	ug/L	0.50	0.31	1		06/01/22 17:12	108-20-3	
Ethanol	ND	ug/L	200	72.2	1		06/01/22 17:12	64-17-5	
Ethylbenzene	ND	ug/L	0.50	0.30	1		06/01/22 17:12	100-41-4	
Hexachloro-1,3-butadiene	ND	ug/L	2.0	1.5	1		06/01/22 17:12	87-68-3	
Isopropylbenzene (Cumene)	ND	ug/L	0.50	0.33	1		06/01/22 17:12	98-82-8	
Methylene Chloride	ND	ug/L	2.0	2.0	1		06/01/22 17:12	75-09-2	
Methyl-tert-butyl ether	ND	ug/L	0.50	0.42	1		06/01/22 17:12	1634-04-4	
Naphthalene	ND	ug/L	2.0	0.64	1		06/01/22 17:12	91-20-3	
n-Propylbenzene	ND	ug/L	0.50	0.34	1		06/01/22 17:12	103-65-1	
Styrene	ND	ug/L	0.50	0.29	1		06/01/22 17:12	100-42-5	
1,1,1,2-Tetrachloroethane	ND	ug/L	0.50	0.31	1		06/01/22 17:12	630-20-6	
1,1,2,2-Tetrachloroethane	ND	ug/L	0.50	0.22	1		06/01/22 17:12	79-34-5	
Tetrachloroethene	ND	ug/L	0.50	0.29	1		06/01/22 17:12	127-18-4	
Toluene	ND	ug/L	0.50	0.48	1		06/01/22 17:12	108-88-3	
1,2,3-Trichlorobenzene	ND	ug/L	2.0	0.81	1		06/01/22 17:12	87-61-6	
1,2,4-Trichlorobenzene	ND	ug/L	2.0	0.64	1		06/01/22 17:12	120-82-1	
1,1,1-Trichloroethane	ND	ug/L	0.50	0.33	1		06/01/22 17:12	71-55-6	
1,1,2-Trichloroethane	ND	ug/L	0.50	0.32	1		06/01/22 17:12	79-00-5	
Trichloroethene	ND	ug/L	0.50	0.38	1		06/01/22 17:12	79-01-6	
Trichlorofluoromethane	ND	ug/L	1.0	0.30	1		06/01/22 17:12	75-69-4	
1,2,3-Trichloropropane	ND	ug/L	0.50	0.26	1		06/01/22 17:12	96-18-4	
1,2,4-Trimethylbenzene	ND	ug/L	0.50	0.50	1		06/01/22 17:12	95-63-6	
1,3,5-Trimethylbenzene	ND	ug/L	0.50	0.33	1		06/01/22 17:12	108-67-8	
Vinyl chloride	ND	ug/L	1.0	0.39	1		06/01/22 17:12	75-01-4	
m&p-Xylene	ND	ug/L	1.0	0.71	1		06/01/22 17:12	179601-23-1	
o-Xylene	ND	ug/L	0.50	0.34	1		06/01/22 17:12	95-47-6	
Surrogates									
1,2-Dichloroethane-d4 (S)	91	%	70-130		1		06/01/22 17:12	17060-07-0	
4-Bromofluorobenzene (S)	99	%	70-130		1		06/01/22 17:12	460-00-4	
Toluene-d8 (S)	104	%	70-130		1		06/01/22 17:12	2037-26-5	

REPORT OF LABORATORY ANALYSIS

This report shall not be reproduced, except in full,
without the written consent of Pace Analytical Services, LLC.

Pace Analytical Services, LLC
9800 Kincey Ave. Suite 100
Huntersville, NC 28078
(704)875-9092

QUALITY CONTROL DATA

Project: 2020-L1-SR-2448
Pace Project No.: 92607104

QC Batch: 703390
QC Batch Method: MADEP VPH
Analysis Method: MADEP VPH
Analysis Description: VPH NC Water
Laboratory: Pace Analytical Services - Charlotte
Associated Lab Samples: 92607104001

METHOD BLANK: 3670605 Matrix: Water
Associated Lab Samples: 92607104001

Parameter	Units	Blank Result	Reporting Limit	MDL	Analyzed	Qualifiers
Aliphatic (C05-C08)	ug/L	ND	50.0	50.0	06/09/22 14:03	N2
Aromatic (C09-C10)	ug/L	ND	50.0	50.0	06/09/22 14:03	N2
4-Bromofluorobenzene (FID) (S)	%	101	70-130		06/09/22 14:03	
4-Bromofluorobenzene (PID) (S)	%	90	70-130		06/09/22 14:03	

LABORATORY CONTROL SAMPLE & LCSD: 3670606 3670607

Parameter	Units	Spike Conc.	LCS Result	LCSD Result	LCS % Rec	LCSD % Rec	% Rec Limits	RPD	Max RPD	Qualifiers
Aliphatic (C05-C08)	ug/L	300	288	287	96	96	70-130	0	25	N2
Aromatic (C09-C10)	ug/L	100	98.0	98.4	98	98	70-130	0	25	N2
4-Bromofluorobenzene (FID) (S)	%				98	101	70-130			
4-Bromofluorobenzene (PID) (S)	%				89	91	70-130			

Results presented on this page are in the units indicated by the "Units" column except where an alternate unit is presented to the right of the result.

REPORT OF LABORATORY ANALYSIS

This report shall not be reproduced, except in full,
without the written consent of Pace Analytical Services, LLC.

Pace Analytical Services, LLC
9800 Kincey Ave. Suite 100
Huntersville, NC 28078
(704)875-9092

QUALITY CONTROL DATA

Project: 2020-L1-SR-2448
Pace Project No.: 92607104

QC Batch: 703618
QC Batch Method: EPA 3010A
Analysis Method: EPA 6020B
Analysis Description: 6020 MET
Laboratory: Pace Analytical Services - Asheville
Associated Lab Samples: 92607104001

METHOD BLANK: 3671714 Matrix: Water
Associated Lab Samples: 92607104001

Parameter	Units	Blank Result	Reporting Limit	MDL	Analyzed	Qualifiers
Lead	ug/L	ND	1.0	0.077	06/12/22 21:43	

LABORATORY CONTROL SAMPLE: 3671715

Parameter	Units	Spike Conc.	LCS Result	LCS % Rec	% Rec Limits	Qualifiers
Lead	ug/L	50	48.9	98	80-120	

MATRIX SPIKE & MATRIX SPIKE DUPLICATE: 3671716 3671717

Parameter	Units	92607151023 Result	MS Spike Conc.	MSD Spike Conc.	MS Result	MSD Result	MS % Rec	MSD % Rec	% Rec Limits	RPD	Max RPD	Qual
Lead	ug/L	0.12J	50	50	49.7	49.8	99	99	75-125	0	20	

Results presented on this page are in the units indicated by the "Units" column except where an alternate unit is presented to the right of the result.

REPORT OF LABORATORY ANALYSIS

This report shall not be reproduced, except in full,
without the written consent of Pace Analytical Services, LLC.

Pace Analytical Services, LLC
9800 Kincey Ave. Suite 100
Huntersville, NC 28078
(704)875-9092

QUALITY CONTROL DATA

Project: 2020-L1-SR-2448
Pace Project No.: 92607104

QC Batch: 701565
QC Batch Method: SM 6200B
Analysis Method: SM 6200B
Analysis Description: 6200B MSV
Laboratory: Pace Analytical Services - Charlotte

Associated Lab Samples: 92607104001

METHOD BLANK: 3661741 Matrix: Water
Associated Lab Samples: 92607104001

Parameter	Units	Blank Result	Reporting Limit	MDL	Analyzed	Qualifiers
1,1,1,2-Tetrachloroethane	ug/L	ND	0.50	0.31	06/01/22 12:44	
1,1,1-Trichloroethane	ug/L	ND	0.50	0.33	06/01/22 12:44	
1,1,2,2-Tetrachloroethane	ug/L	ND	0.50	0.22	06/01/22 12:44	
1,1,2-Trichloroethane	ug/L	ND	0.50	0.32	06/01/22 12:44	
1,1-Dichloroethane	ug/L	ND	0.50	0.37	06/01/22 12:44	
1,1-Dichloroethene	ug/L	ND	0.50	0.35	06/01/22 12:44	
1,1-Dichloropropene	ug/L	ND	0.50	0.43	06/01/22 12:44	
1,2,3-Trichlorobenzene	ug/L	ND	2.0	0.81	06/01/22 12:44	
1,2,3-Trichloropropane	ug/L	ND	0.50	0.26	06/01/22 12:44	
1,2,4-Trichlorobenzene	ug/L	ND	2.0	0.64	06/01/22 12:44	
1,2,4-Trimethylbenzene	ug/L	ND	0.50	0.50	06/01/22 12:44	
1,2-Dibromo-3-chloropropane	ug/L	ND	1.0	0.34	06/01/22 12:44	
1,2-Dibromoethane (EDB)	ug/L	ND	0.50	0.27	06/01/22 12:44	
1,2-Dichlorobenzene	ug/L	ND	0.50	0.34	06/01/22 12:44	
1,2-Dichloroethane	ug/L	ND	0.50	0.32	06/01/22 12:44	
1,2-Dichloropropane	ug/L	ND	0.50	0.36	06/01/22 12:44	
1,3,5-Trimethylbenzene	ug/L	ND	0.50	0.33	06/01/22 12:44	
1,3-Dichlorobenzene	ug/L	ND	0.50	0.34	06/01/22 12:44	
1,3-Dichloropropane	ug/L	ND	0.50	0.28	06/01/22 12:44	
1,4-Dichlorobenzene	ug/L	ND	0.50	0.33	06/01/22 12:44	
2,2-Dichloropropane	ug/L	ND	0.50	0.39	06/01/22 12:44	
2-Chlorotoluene	ug/L	ND	0.50	0.32	06/01/22 12:44	
4-Chlorotoluene	ug/L	ND	0.50	0.32	06/01/22 12:44	
Benzene	ug/L	ND	0.50	0.34	06/01/22 12:44	
Bromobenzene	ug/L	ND	0.50	0.29	06/01/22 12:44	
Bromochloromethane	ug/L	ND	0.50	0.47	06/01/22 12:44	
Bromodichloromethane	ug/L	ND	0.50	0.31	06/01/22 12:44	
Bromoform	ug/L	ND	0.50	0.34	06/01/22 12:44	
Bromomethane	ug/L	ND	5.0	1.7	06/01/22 12:44	
Carbon tetrachloride	ug/L	ND	0.50	0.33	06/01/22 12:44	
Chlorobenzene	ug/L	ND	0.50	0.28	06/01/22 12:44	
Chloroethane	ug/L	ND	1.0	0.65	06/01/22 12:44	
Chloroform	ug/L	ND	0.50	0.43	06/01/22 12:44	
Chloromethane	ug/L	ND	1.0	0.54	06/01/22 12:44	
cis-1,2-Dichloroethene	ug/L	ND	0.50	0.38	06/01/22 12:44	
cis-1,3-Dichloropropene	ug/L	ND	0.50	0.36	06/01/22 12:44	
Dibromochloromethane	ug/L	ND	0.50	0.36	06/01/22 12:44	
Dibromomethane	ug/L	ND	0.50	0.39	06/01/22 12:44	
Dichlorodifluoromethane	ug/L	ND	0.50	0.35	06/01/22 12:44	
Diisopropyl ether	ug/L	ND	0.50	0.31	06/01/22 12:44	

Results presented on this page are in the units indicated by the "Units" column except where an alternate unit is presented to the right of the result.

REPORT OF LABORATORY ANALYSIS

This report shall not be reproduced, except in full,
without the written consent of Pace Analytical Services, LLC.

Pace Analytical Services, LLC
9800 Kincey Ave. Suite 100
Huntersville, NC 28078
(704)875-9092

QUALITY CONTROL DATA

Project: 2020-L1-SR-2448
Pace Project No.: 92607104

METHOD BLANK: 3661741 Matrix: Water
Associated Lab Samples: 92607104001

Parameter	Units	Blank Result	Reporting Limit	MDL	Analyzed	Qualifiers
Ethanol	ug/L	ND	200	72.2	06/01/22 12:44	
Ethylbenzene	ug/L	ND	0.50	0.30	06/01/22 12:44	
Hexachloro-1,3-butadiene	ug/L	ND	2.0	1.5	06/01/22 12:44	
Isopropylbenzene (Cumene)	ug/L	ND	0.50	0.33	06/01/22 12:44	
m&p-Xylene	ug/L	ND	1.0	0.71	06/01/22 12:44	
Methyl-tert-butyl ether	ug/L	ND	0.50	0.42	06/01/22 12:44	
Methylene Chloride	ug/L	ND	2.0	2.0	06/01/22 12:44	
n-Butylbenzene	ug/L	ND	0.50	0.49	06/01/22 12:44	
n-Propylbenzene	ug/L	ND	0.50	0.34	06/01/22 12:44	
Naphthalene	ug/L	ND	2.0	0.64	06/01/22 12:44	
o-Xylene	ug/L	ND	0.50	0.34	06/01/22 12:44	
sec-Butylbenzene	ug/L	ND	0.50	0.40	06/01/22 12:44	
Styrene	ug/L	ND	0.50	0.29	06/01/22 12:44	
tert-Butylbenzene	ug/L	ND	0.50	0.32	06/01/22 12:44	
Tetrachloroethene	ug/L	ND	0.50	0.29	06/01/22 12:44	
Toluene	ug/L	ND	0.50	0.48	06/01/22 12:44	
trans-1,2-Dichloroethene	ug/L	ND	0.50	0.40	06/01/22 12:44	
trans-1,3-Dichloropropene	ug/L	ND	0.50	0.36	06/01/22 12:44	
Trichloroethene	ug/L	ND	0.50	0.38	06/01/22 12:44	
Trichlorofluoromethane	ug/L	ND	1.0	0.30	06/01/22 12:44	
Vinyl chloride	ug/L	ND	1.0	0.39	06/01/22 12:44	
1,2-Dichloroethane-d4 (S)	%	89	70-130		06/01/22 12:44	
4-Bromofluorobenzene (S)	%	97	70-130		06/01/22 12:44	
Toluene-d8 (S)	%	106	70-130		06/01/22 12:44	

LABORATORY CONTROL SAMPLE: 3661742

Parameter	Units	Spike Conc.	LCS Result	LCS % Rec	% Rec Limits	Qualifiers
1,1,1,2-Tetrachloroethane	ug/L	50	51.9	104	60-140	
1,1,1-Trichloroethane	ug/L	50	53.2	106	60-140	
1,1,2,2-Tetrachloroethane	ug/L	50	47.1	94	60-140	
1,1,2-Trichloroethane	ug/L	50	48.9	98	60-140	
1,1-Dichloroethane	ug/L	50	47.7	95	60-140	
1,1-Dichloroethene	ug/L	50	53.7	107	60-140	
1,1-Dichloropropene	ug/L	50	51.5	103	60-140	
1,2,3-Trichlorobenzene	ug/L	50	52.1	104	60-140	
1,2,3-Trichloropropane	ug/L	50	45.6	91	60-140	
1,2,4-Trichlorobenzene	ug/L	50	51.7	103	60-140	
1,2,4-Trimethylbenzene	ug/L	50	49.5	99	60-140	
1,2-Dibromo-3-chloropropane	ug/L	50	46.5	93	60-140	
1,2-Dibromoethane (EDB)	ug/L	50	50.7	101	60-140	
1,2-Dichlorobenzene	ug/L	50	48.8	98	60-140	
1,2-Dichloroethane	ug/L	50	48.3	97	60-140	
1,2-Dichloropropane	ug/L	50	50.8	102	60-140	

Results presented on this page are in the units indicated by the "Units" column except where an alternate unit is presented to the right of the result.

REPORT OF LABORATORY ANALYSIS

This report shall not be reproduced, except in full,
without the written consent of Pace Analytical Services, LLC.

Pace Analytical Services, LLC
9800 Kincey Ave. Suite 100
Huntersville, NC 28078
(704)875-9092

QUALITY CONTROL DATA

Project: 2020-L1-SR-2448
Pace Project No.: 92607104

LABORATORY CONTROL SAMPLE: 3661742

Parameter	Units	Spike Conc.	LCS Result	LCS % Rec	% Rec Limits	Qualifiers
1,3,5-Trimethylbenzene	ug/L	50	50.9	102	60-140	
1,3-Dichlorobenzene	ug/L	50	49.1	98	60-140	
1,3-Dichloropropane	ug/L	50	51.3	103	60-140	
1,4-Dichlorobenzene	ug/L	50	48.4	97	60-140	
2,2-Dichloropropane	ug/L	50	52.7	105	60-140	
2-Chlorotoluene	ug/L	50	49.2	98	60-140	
4-Chlorotoluene	ug/L	50	47.7	95	60-140	
Benzene	ug/L	50	47.8	96	60-140	
Bromobenzene	ug/L	50	48.6	97	60-140	
Bromochloromethane	ug/L	50	46.7	93	60-140	
Bromodichloromethane	ug/L	50	45.8	92	60-140	
Bromoform	ug/L	50	50.3	101	60-140	
Bromomethane	ug/L	50	58.0	116	60-140	
Carbon tetrachloride	ug/L	50	55.0	110	60-140	
Chlorobenzene	ug/L	50	48.9	98	60-140	
Chloroethane	ug/L	50	64.2	128	60-140	
Chloroform	ug/L	50	46.7	93	60-140	
Chloromethane	ug/L	50	55.5	111	60-140	
cis-1,2-Dichloroethene	ug/L	50	48.3	97	60-140	
cis-1,3-Dichloropropene	ug/L	50	51.8	104	60-140	
Dibromochloromethane	ug/L	50	51.2	102	60-140	
Dibromomethane	ug/L	50	46.6	93	60-140	
Dichlorodifluoromethane	ug/L	50	67.5	135	60-140	
Diisopropyl ether	ug/L	50	49.8	100	60-140	
Ethanol	ug/L	2000	1580	79	60-140	
Ethylbenzene	ug/L	50	48.6	97	60-140	
Hexachloro-1,3-butadiene	ug/L	50	59.0	118	60-140	
Isopropylbenzene (Cumene)	ug/L	50	49.9	100	60-140	
m&p-Xylene	ug/L	100	97.1	97	60-140	
Methyl-tert-butyl ether	ug/L	50	49.2	98	60-140	
Methylene Chloride	ug/L	50	42.7	85	60-140	
n-Butylbenzene	ug/L	50	54.6	109	60-140	
n-Propylbenzene	ug/L	50	49.6	99	60-140	
Naphthalene	ug/L	50	50.9	102	60-140	
o-Xylene	ug/L	50	48.1	96	60-140	
sec-Butylbenzene	ug/L	50	52.3	105	60-140	
Styrene	ug/L	50	48.5	97	60-140	
tert-Butylbenzene	ug/L	50	42.7	85	60-140	
Tetrachloroethene	ug/L	50	53.7	107	60-140	
Toluene	ug/L	50	44.8	90	60-140	
trans-1,2-Dichloroethene	ug/L	50	51.4	103	60-140	
trans-1,3-Dichloropropene	ug/L	50	49.4	99	60-140	
Trichloroethene	ug/L	50	55.1	110	60-140	
Trichlorofluoromethane	ug/L	50	60.3	121	60-140	
Vinyl chloride	ug/L	50	61.8	124	60-140	
1,2-Dichloroethane-d4 (S)	%			101	70-130	
4-Bromofluorobenzene (S)	%			98	70-130	

Results presented on this page are in the units indicated by the "Units" column except where an alternate unit is presented to the right of the result.

REPORT OF LABORATORY ANALYSIS

This report shall not be reproduced, except in full,
without the written consent of Pace Analytical Services, LLC.

Pace Analytical Services, LLC
9800 Kincey Ave. Suite 100
Huntersville, NC 28078
(704)875-9092

QUALITY CONTROL DATA

Project: 2020-L1-SR-2448
Pace Project No.: 92607104

LABORATORY CONTROL SAMPLE: 3661742

Parameter	Units	Spike Conc.	LCS Result	LCS % Rec	% Rec Limits	Qualifiers
Toluene-d8 (S)	%			95	70-130	

MATRIX SPIKE & MATRIX SPIKE DUPLICATE: 3661743 3661744

Parameter	Units	92606419002 Result	MS Spike Conc.	MSD Spike Conc.	MS Result	MSD Result	MS % Rec	MSD % Rec	% Rec Limits	RPD	Max RPD	Qual
1,1,1,2-Tetrachloroethane	ug/L	ND	250	250	259	249	104	100	60-140	4	30	
1,1,1-Trichloroethane	ug/L	ND	250	250	280	272	112	109	60-140	3	30	
1,1,2,2-Tetrachloroethane	ug/L	ND	250	250	251	245	100	98	60-140	3	30	
1,1,2-Trichloroethane	ug/L	ND	250	250	263	257	105	103	60-140	2	30	
1,1-Dichloroethane	ug/L	ND	250	250	260	257	104	103	60-140	1	30	
1,1-Dichloroethene	ug/L	ND	250	250	283	274	113	110	60-140	3	30	
1,1-Dichloropropene	ug/L	ND	250	250	276	269	110	108	60-140	2	30	
1,2,3-Trichlorobenzene	ug/L	ND	250	250	229	262	91	105	60-140	14	30	
1,2,3-Trichloropropane	ug/L	ND	250	250	256	248	102	99	60-140	3	30	
1,2,4-Trichlorobenzene	ug/L	ND	250	250	230	251	92	100	60-140	9	30	
1,2,4-Trimethylbenzene	ug/L	15.2	250	250	276	268	104	101	60-140	3	30	
1,2-Dibromo-3-chloropropane	ug/L	ND	250	250	222	231	89	92	60-140	4	30	
1,2-Dibromoethane (EDB)	ug/L	ND	250	250	258	251	103	100	60-140	3	30	
1,2-Dichlorobenzene	ug/L	ND	250	250	247	246	99	99	60-140	0	30	
1,2-Dichloroethane	ug/L	ND	250	250	261	252	104	101	60-140	3	30	
1,2-Dichloropropane	ug/L	ND	250	250	283	272	113	109	60-140	4	30	
1,3,5-Trimethylbenzene	ug/L	ND	250	250	268	263	105	103	60-140	2	30	
1,3-Dichlorobenzene	ug/L	ND	250	250	255	255	102	102	60-140	0	30	
1,3-Dichloropropane	ug/L	ND	250	250	271	252	108	101	60-140	7	30	
1,4-Dichlorobenzene	ug/L	ND	250	250	252	250	101	100	60-140	0	30	
2,2-Dichloropropane	ug/L	ND	250	250	250	242	99	96	60-140	3	30	
2-Chlorotoluene	ug/L	ND	250	250	253	251	101	101	60-140	1	30	
4-Chlorotoluene	ug/L	ND	250	250	254	246	101	98	60-140	3	30	
Benzene	ug/L	1410	250	250	1650	1630	99	92	60-140	1	30	
Bromobenzene	ug/L	ND	250	250	250	246	100	98	60-140	2	30	
Bromochloromethane	ug/L	ND	250	250	247	240	99	96	60-140	3	30	
Bromodichloromethane	ug/L	ND	250	250	245	237	98	95	60-140	3	30	
Bromoform	ug/L	ND	250	250	230	226	92	91	60-140	1	30	
Bromomethane	ug/L	ND	250	250	239	269	96	108	60-140	12	30	
Carbon tetrachloride	ug/L	ND	250	250	293	283	117	113	60-140	3	30	
Chlorobenzene	ug/L	ND	250	250	264	256	106	102	60-140	3	30	
Chloroethane	ug/L	ND	250	250	333	331	133	132	60-140	1	30	
Chloroform	ug/L	ND	250	250	251	238	100	95	60-140	5	30	
Chloromethane	ug/L	ND	250	250	256	251	102	101	60-140	2	30	
cis-1,2-Dichloroethene	ug/L	ND	250	250	263	258	105	103	60-140	2	30	
cis-1,3-Dichloropropene	ug/L	ND	250	250	265	256	106	102	60-140	3	30	
Dibromochloromethane	ug/L	ND	250	250	245	234	98	94	60-140	4	30	
Dibromomethane	ug/L	ND	250	250	247	247	99	99	60-140	0	30	

Results presented on this page are in the units indicated by the "Units" column except where an alternate unit is presented to the right of the result.

REPORT OF LABORATORY ANALYSIS

This report shall not be reproduced, except in full,
without the written consent of Pace Analytical Services, LLC.

Pace Analytical Services, LLC
9800 Kincey Ave. Suite 100
Huntersville, NC 28078
(704)875-9092

QUALITY CONTROL DATA

Project: 2020-L1-SR-2448
Pace Project No.: 92607104

MATRIX SPIKE & MATRIX SPIKE DUPLICATE: 3661743 3661744

Parameter	Units	92606419002 Result	MS Spike Conc.	MSD Spike Conc.	MS Result	MSD Result	MS % Rec	MSD % Rec	% Rec Limits	RPD	Max RPD	Qual
Dichlorodifluoromethane	ug/L	ND	250	250	223	214	89	86	60-140	4	30	
Diisopropyl ether	ug/L	59.5	250	250	331	324	109	106	60-140	2	30	
Ethanol	ug/L	ND	10000	10000	11000	11400	110	114	60-140	3	30	
Ethylbenzene	ug/L	ND	250	250	272	258	107	101	60-140	5	30	
Hexachloro-1,3-butadiene	ug/L	ND	250	250	257	263	103	105	60-140	2	30	
Isopropylbenzene (Cumene)	ug/L	41.2	250	250	308	300	107	104	60-140	3	30	
m&p-Xylene	ug/L	33.0	500	500	571	542	108	102	60-140	5	30	
Methyl-tert-butyl ether	ug/L	12.4	250	250	263	253	100	96	60-140	4	30	
Methylene Chloride	ug/L	ND	250	250	223	217	89	87	60-140	3	30	
n-Butylbenzene	ug/L	10.9	250	250	272	278	105	107	60-140	2	30	
n-Propylbenzene	ug/L	12.3	250	250	272	267	104	102	60-140	2	30	
Naphthalene	ug/L	173	250	250	413	444	96	109	60-140	7	30	
o-Xylene	ug/L	47.6	250	250	310	299	105	101	60-140	3	30	
sec-Butylbenzene	ug/L	ND	250	250	270	276	108	110	60-140	2	30	
Styrene	ug/L	ND	250	250	262	253	105	101	60-140	3	30	
tert-Butylbenzene	ug/L	ND	250	250	222	221	89	88	60-140	1	30	
Tetrachloroethene	ug/L	ND	250	250	278	266	111	106	60-140	4	30	
Toluene	ug/L	ND	250	250	265	250	104	98	60-140	6	30	
trans-1,2-Dichloroethene	ug/L	ND	250	250	274	266	109	106	60-140	3	30	
trans-1,3-Dichloropropene	ug/L	ND	250	250	252	244	101	98	60-140	3	30	
Trichloroethene	ug/L	ND	250	250	305	291	122	116	60-140	5	30	
Trichlorofluoromethane	ug/L	ND	250	250	318	311	127	124	60-140	2	30	
Vinyl chloride	ug/L	ND	250	250	292	282	117	113	60-140	4	30	
1,2-Dichloroethane-d4 (S)	%						103	104	70-130			
4-Bromofluorobenzene (S)	%						99	99	70-130			
Toluene-d8 (S)	%						98	98	70-130			

Results presented on this page are in the units indicated by the "Units" column except where an alternate unit is presented to the right of the result.

REPORT OF LABORATORY ANALYSIS

This report shall not be reproduced, except in full,
without the written consent of Pace Analytical Services, LLC.

Pace Analytical Services, LLC
9800 Kincey Ave. Suite 100
Huntersville, NC 28078
(704)875-9092

QUALIFIERS

Project: 2020-L1-SR-2448
Pace Project No.: 92607104

DEFINITIONS

DF - Dilution Factor, if reported, represents the factor applied to the reported data due to dilution of the sample aliquot.

ND - Not Detected at or above adjusted reporting limit.

TNTC - Too Numerous To Count

J - Estimated concentration above the adjusted method detection limit and below the adjusted reporting limit.

MDL - Adjusted Method Detection Limit.

PQL - Practical Quantitation Limit.

RL - Reporting Limit - The lowest concentration value that meets project requirements for quantitative data with known precision and bias for a specific analyte in a specific matrix.

S - Surrogate

1,2-Diphenylhydrazine decomposes to and cannot be separated from Azobenzene using Method 8270. The result for each analyte is a combined concentration.

Consistent with EPA guidelines, unrounded data are displayed and have been used to calculate % recovery and RPD values.

LCS(D) - Laboratory Control Sample (Duplicate)

MS(D) - Matrix Spike (Duplicate)

DUP - Sample Duplicate

RPD - Relative Percent Difference

NC - Not Calculable.

SG - Silica Gel - Clean-Up

U - Indicates the compound was analyzed for, but not detected.

Acid preservation may not be appropriate for 2 Chloroethylvinyl ether.

A separate vial preserved to a pH of 4-5 is recommended in SW846 Chapter 4 for the analysis of Acrolein and Acrylonitrile by EPA Method 8260.

N-Nitrosodiphenylamine decomposes and cannot be separated from Diphenylamine using Method 8270. The result reported for each analyte is a combined concentration.

Reported results are not rounded until the final step prior to reporting. Therefore, calculated parameters that are typically reported as "Total" may vary slightly from the sum of the reported component parameters.

Pace Analytical is TNI accredited. Contact your Pace PM for the current list of accredited analytes.

TNI - The NELAC Institute.

ANALYTE QUALIFIERS

N2	The lab does not hold NELAC/TNI accreditation for this parameter but other accreditations/certifications may apply. A complete list of accreditations/certifications is available upon request.

This report shall not be reproduced, except in full,
without the written consent of Pace Analytical Services, LLC.

Pace Analytical Services, LLC
9800 Kincey Ave. Suite 100
Huntersville, NC 28078
(704)875-9092

QUALITY CONTROL DATA CROSS REFERENCE TABLE

Project: 2020-L1-SR-2448
Pace Project No.: 92607104

Lab ID	Sample ID	QC Batch Method	QC Batch	Analytical Method	Analytical Batch
92607104001	**13800_HC_RD**	MADEP VPH	703390		
92607104001	**13800_HC_RD**	EPA 3010A	703618	EPA 6020B	703731
92607104001	**13800_HC_RD**	SM 6200B	701565		

This report shall not be reproduced, except in full,
without the written consent of Pace Analytical Services, LLC.

Pace Analytical

CHAIN-OF-CUSTODY Analytical Request Document

Chain-of-Custody is a LEGAL DOCUMENT - Complete all relevent fields

LAB USE WO# : 92607104

92607104

Number or

Company: Apex Companies

Billing Information:

Address: 5900 Northwoods Bus. Pkwy Ste O.

Report To: Andrew Street

Email To: Andrew.Street@apexcos.com

Copy To: Tom Naumann

~~Site Collection Info/Address:~~ Tom.Naumann@apexcos.com

Customer Project Name/Number: 2020-L1-SR-2448

State: NC County/City: Meck Time Zone Collected: [ ] PT [ ] MT [ ] CT [ ] ET

Phone:
Email:

Site/Facility ID #: CPC Huntersville

Compliance Monitoring? [ ] Yes [ ] No

Collected By (print): Jamie Humphrey

Purchase Order #:
Quote #:

DW PWS ID #:
DW Location Code:

Collected By (signature): James Humphrey

Turnaround Date Required: ASAP

Immediately Packed on Ice: [✓] Yes [ ] No

Sample Disposal: [✓] Dispose as appropriate [ ] Return [ ] Archive: [ ] Hold:

Rush: [ ] Same Day [ ] Next Day [ ] 2 Day [ ] 3 Day [ ] 4 Day [ ] 5 Day (Expedite Charges Apply)

Field Filtered (if applicable): [ ] Yes [ ] No

Analysis:

Container Preservative Type **: 3 3 1

Lab Project Manager:

** Preservative Types: (1) nitric acid, (2) sulfuric acid, (3) hydrochloric acid, (4) sodium hydroxide, (5) zinc acetate, (6) methanol, (7) sodium bisulfate, (8) sodium thiosulfate, (9) hexane, (A) ascorbic acid, (B) ammonium sulfate, (C) ammonium hydroxide, (D) TSP, (U) Unpreserved, (O) Other

* Matrix Codes (Insert in Matrix box below): Drinking Water (DW), Ground Water (GW), Wastewater (WW), Product (P), Soil/Solid (SL), Oil (OL), Wipe (WP), Air (AR), Tissue (TS), Bioassay (B), Vapor (V), Other (OT)

Analyses

Customer Sample ID	Matrix *	Comp / Grab	Collected (or Composite Start) Date	Collected (or Composite Start) Time	Composite End Date	Composite End Time	Res Cl	# of Ctns	VOC 6200B	MADEP VPH	Lead							
13800-HC-RD	DW	G	5/31/22	0915	/	/		8	X	X	X							

Lab Profile/Line:

Lab Sample Receipt Checklist:

Custody Seals Present/Intact	Y N NA
Custody Signatures Present	Y N NA
Collector Signature Present	Y N NA
Bottles Intact	Y N NA
Correct Bottles	Y N NA
Sufficient Volume	Y N NA
Samples Received on Ice	Y N NA
VOA - Headspace Acceptable	Y N NA
USDA Regulated Soils	Y N NA
Samples in Holding Time	Y N NA
Residual Chlorine Present	Y N NA
Cl Strips:	
Sample pH Acceptable	Y N NA
pH Strips: 223819AV	
Sulfide Present	Y N NA
Lead Acetate Strips:	

LAB USE ONLY:
Lab Sample # / Comments:

92607104

001

Customer Remarks / Special Conditions / Possible Hazards:

Type of Ice Used: Wet Blue Dry None

Packing Material Used: bb

Radchem sample(s) screened (<500 cpm): Y N NA

SHORT HOLDS PRESENT (<72 hours): Y N N/A

Lab Tracking #: 2517686

Samples received via: FEDEX UPS Client Courier Pace Courier

Lab Sample Temperature Info:
Temp Blank Received: Y N NA
Therm ID#: 92726004
Cooler 1 Temp Upon Receipt: 1.1 oC
Cooler 1 Therm Corr. Factor: 0 oC
Cooler 1 Corrected Temp: 1.1 oC
Comments:

Relinquished by/Company: (Signature)	Date/Time:	Received by/Company: (Signature)	Date/Time:
James Humphrey / Apex	5/31/22 1250	CS Pace	1250 5/31/22
Relinquished by/Company: (Signature)	Date/Time:	Received by/Company: (Signature)	Date/Time:
Relinquished by/Company: (Signature)	Date/Time:	Received by/Company: (Signature)	Date/Time:

MTJL LAB USE ONLY
Table #:
Acctnum:
Template:
Prelogin:
PM:
PB:

Trip Blank Received: Y N NA
HCL MeOH TSP Other

Non Conformance(s): YES / NO

Page: 1 of: 1

Pace Analytical Services, LLC
9800 Kincey Ave. Suite 100
Huntersville, NC 28078
(704)875-9092

June 14, 2022

Andrew Street
Apex Companies - NC
5900 Northwoods Business Pkwy
Suite 5900-0
Charlotte, NC 28269

RE: Project: 2020-L1-SR-2448
Pace Project No.: 92607105

Dear Andrew Street:

Enclosed are the analytical results for sample(s) received by the laboratory on May 31, 2022. The results relate only to the samples included in this report. Results reported herein conform to the applicable TNI/NELAC Standards and the laboratory's Quality Manual, where applicable, unless otherwise noted in the body of the report.

The test results provided in this final report were generated by each of the following laboratories within the Pace Network:

- Pace Analytical Services - Asheville
- Pace Analytical Services - Charlotte

If you have any questions concerning this report, please feel free to contact me.

Sincerely,

Angela M. Baioni

Angela Baioni
angela.baioni@pacelabs.com
(704)875-9092
Project Manager

Enclosures

cc: J Culbreath, Colonial Pipeline Company
Naomi Fretz, APEX Companies, LLC
Robert Hughes, Colonial Pipeline
Jamie Moran, APEX Companies, LLC
Jeff Morrison, Colonial Pipeline Company
Tom Naumann, APEX Companies - NC
Joe Nicolette, Montrose-EPS
Kaitlyn Nootens, Apex Companies
Christopher Schultz, Apex Companies
Matt Teixeira, Apex Companies, LLC
Michael Verdon, Colonial Pipeline Company
JM Wyatt, Colonial Pipeline Company

REPORT OF LABORATORY ANALYSIS

This report shall not be reproduced, except in full,
without the written consent of Pace Analytical Services, LLC.

Pace Analytical Services, LLC
9800 Kincey Ave. Suite 100
Huntersville, NC 28078
(704)875-9092

CERTIFICATIONS

Project: 2020-L1-SR-2448
Pace Project No.: 92607105

Pace Analytical Services Charlotte

South Carolina Laboratory ID: 99006
9800 Kincey Ave. Ste 100, Huntersville, NC 28078
North Carolina Drinking Water Certification #: 37706
North Carolina Field Services Certification #: 5342
North Carolina Wastewater Certification #: 12
South Carolina Laboratory ID: 99006
South Carolina Certification #: 99006001
South Carolina Drinking Water Cert. #: 99006003
Florida/NELAP Certification #: E87627
Kentucky UST Certification #: 84
Louisiana DoH Drinking Water #: LA029
Virginia/VELAP Certification #: 460221

Pace Analytical Services Asheville

2225 Riverside Drive, Asheville, NC 28804
Florida/NELAP Certification #: E87648
North Carolina Drinking Water Certification #: 37712
North Carolina Wastewater Certification #: 40
South Carolina Laboratory ID: 99030
South Carolina Certification #: 99030001
Virginia/VELAP Certification #: 460222

This report shall not be reproduced, except in full,
without the written consent of Pace Analytical Services, LLC.

Pace Analytical Services, LLC
9800 Kincey Ave. Suite 100
Huntersville, NC 28078
(704)875-9092

SAMPLE SUMMARY

Project: 2020-L1-SR-2448
Pace Project No.: 92607105

Lab ID	Sample ID	Matrix	Date Collected	Date Received
92607105001	**FB-1**	Water	05/31/22 00:00	05/31/22 12:50
92607105002	**DUP-1**	Water	05/31/22 00:00	05/31/22 12:50
92607105003	**TRIP BLANK**	Water	05/31/22 00:00	05/31/22 12:50

This report shall not be reproduced, except in full,
without the written consent of Pace Analytical Services, LLC.

Pace Analytical Services, LLC
9800 Kincey Ave. Suite 100
Huntersville, NC 28078
(704)875-9092

SAMPLE ANALYTE COUNT

Project: 2020-L1-SR-2448
Pace Project No.: 92607105

Lab ID	Sample ID	Method	Analysts	Analytes Reported	Laboratory
92607105001	**FB-1**	MADEP VPH	MAD	6	PASI-C
		EPA 6020B	DBB1	1	PASI-A
		SM 6200B	SAS	64	PASI-C
92607105002	**DUP-1**	MADEP VPH	MAD	6	PASI-C
		EPA 6020B	DBB1	1	PASI-A
		SM 6200B	SAS	64	PASI-C
92607105003	**TRIP BLANK**	SM 6200B	SAS	64	PASI-C

PASI-A = Pace Analytical Services - Asheville
PASI-C = Pace Analytical Services - Charlotte

This report shall not be reproduced, except in full,
without the written consent of Pace Analytical Services, LLC.

Pace Analytical Services, LLC
9800 Kincey Ave. Suite 100
Huntersville, NC 28078
(704)875-9092

ANALYTICAL RESULTS

Project: 2020-L1-SR-2448
Pace Project No.: 92607105

Sample: FB-1 **Lab ID: 92607105001** Collected: 05/31/22 00:00 Received: 05/31/22 12:50 Matrix: Water

Parameters	Results	Units	Report Limit	MDL	DF	Prepared	Analyzed	CAS No.	Qual
VPH NC Water	Analytical Method: MADEP VPH Pace Analytical Services - Charlotte								
Total VPH (C5-C12)	ND	ug/L	50.0	50.0	1		06/10/22 04:33		N2
Aliphatic (C05-C08)	ND	ug/L	50.0	50.0	1		06/10/22 04:33		N2
Aliphatic(C09-C12) Adjusted	ND	ug/L	50.0	50.0	1		06/10/22 04:33		N2
Aromatic (C09-C10)	ND	ug/L	50.0	50.0	1		06/10/22 04:33		N2
Surrogates									
4-Bromofluorobenzene (FID) (S)	100	%	70-130		1		06/10/22 04:33	460-00-4	
4-Bromofluorobenzene (PID) (S)	86	%	70-130		1		06/10/22 04:33	460-00-4	
6020 MET ICPMS	Analytical Method: EPA 6020B Preparation Method: EPA 3010A Pace Analytical Services - Asheville								
Lead	ND	ug/L	1.0	0.077	1	06/10/22 13:15	06/12/22 23:15	7439-92-1	
6200B MSV	Analytical Method: SM 6200B Pace Analytical Services - Charlotte								
Benzene	ND	ug/L	0.50	0.34	1		06/01/22 13:37	71-43-2	
Bromobenzene	ND	ug/L	0.50	0.29	1		06/01/22 13:37	108-86-1	
Bromochloromethane	ND	ug/L	0.50	0.47	1		06/01/22 13:37	74-97-5	
Bromodichloromethane	ND	ug/L	0.50	0.31	1		06/01/22 13:37	75-27-4	
Bromoform	ND	ug/L	0.50	0.34	1		06/01/22 13:37	75-25-2	
Bromomethane	ND	ug/L	5.0	1.7	1		06/01/22 13:37	74-83-9	
n-Butylbenzene	ND	ug/L	0.50	0.49	1		06/01/22 13:37	104-51-8	
sec-Butylbenzene	ND	ug/L	0.50	0.40	1		06/01/22 13:37	135-98-8	
tert-Butylbenzene	ND	ug/L	0.50	0.32	1		06/01/22 13:37	98-06-6	
Carbon tetrachloride	ND	ug/L	0.50	0.33	1		06/01/22 13:37	56-23-5	
Chlorobenzene	ND	ug/L	0.50	0.28	1		06/01/22 13:37	108-90-7	
Chloroethane	ND	ug/L	1.0	0.65	1		06/01/22 13:37	75-00-3	
Chloroform	ND	ug/L	0.50	0.43	1		06/01/22 13:37	67-66-3	
Chloromethane	ND	ug/L	1.0	0.54	1		06/01/22 13:37	74-87-3	
2-Chlorotoluene	ND	ug/L	0.50	0.32	1		06/01/22 13:37	95-49-8	
4-Chlorotoluene	ND	ug/L	0.50	0.32	1		06/01/22 13:37	106-43-4	
1,2-Dibromo-3-chloropropane	ND	ug/L	1.0	0.34	1		06/01/22 13:37	96-12-8	
Dibromochloromethane	ND	ug/L	0.50	0.36	1		06/01/22 13:37	124-48-1	
1,2-Dibromoethane (EDB)	ND	ug/L	0.50	0.27	1		06/01/22 13:37	106-93-4	
Dibromomethane	ND	ug/L	0.50	0.39	1		06/01/22 13:37	74-95-3	
1,2-Dichlorobenzene	ND	ug/L	0.50	0.34	1		06/01/22 13:37	95-50-1	
1,3-Dichlorobenzene	ND	ug/L	0.50	0.34	1		06/01/22 13:37	541-73-1	
1,4-Dichlorobenzene	ND	ug/L	0.50	0.33	1		06/01/22 13:37	106-46-7	
Dichlorodifluoromethane	ND	ug/L	0.50	0.35	1		06/01/22 13:37	75-71-8	
1,1-Dichloroethane	ND	ug/L	0.50	0.37	1		06/01/22 13:37	75-34-3	
1,2-Dichloroethane	ND	ug/L	0.50	0.32	1		06/01/22 13:37	107-06-2	
1,1-Dichloroethene	ND	ug/L	0.50	0.35	1		06/01/22 13:37	75-35-4	
cis-1,2-Dichloroethene	ND	ug/L	0.50	0.38	1		06/01/22 13:37	156-59-2	
trans-1,2-Dichloroethene	ND	ug/L	0.50	0.40	1		06/01/22 13:37	156-60-5	
1,2-Dichloropropane	ND	ug/L	0.50	0.36	1		06/01/22 13:37	78-87-5	
1,3-Dichloropropane	ND	ug/L	0.50	0.28	1		06/01/22 13:37	142-28-9	

REPORT OF LABORATORY ANALYSIS

This report shall not be reproduced, except in full,
without the written consent of Pace Analytical Services, LLC.

Pace Analytical Services, LLC
9800 Kincey Ave. Suite 100
Huntersville, NC 28078
(704)875-9092

ANALYTICAL RESULTS

Project: 2020-L1-SR-2448
Pace Project No.: 92607105

Sample: FB-1 **Lab ID: 92607105001** Collected: 05/31/22 00:00 Received: 05/31/22 12:50 Matrix: Water

Parameters	Results	Units	Report Limit	MDL	DF	Prepared	Analyzed	CAS No.	Qual
6200B MSV	Analytical Method: SM 6200B Pace Analytical Services - Charlotte								
2,2-Dichloropropane	ND	ug/L	0.50	0.39	1		06/01/22 13:37	594-20-7	
1,1-Dichloropropene	ND	ug/L	0.50	0.43	1		06/01/22 13:37	563-58-6	
cis-1,3-Dichloropropene	ND	ug/L	0.50	0.36	1		06/01/22 13:37	10061-01-5	
trans-1,3-Dichloropropene	ND	ug/L	0.50	0.36	1		06/01/22 13:37	10061-02-6	
Diisopropyl ether	ND	ug/L	0.50	0.31	1		06/01/22 13:37	108-20-3	
Ethanol	ND	ug/L	200	72.2	1		06/01/22 13:37	64-17-5	
Ethylbenzene	ND	ug/L	0.50	0.30	1		06/01/22 13:37	100-41-4	
Hexachloro-1,3-butadiene	ND	ug/L	2.0	1.5	1		06/01/22 13:37	87-68-3	
Isopropylbenzene (Cumene)	ND	ug/L	0.50	0.33	1		06/01/22 13:37	98-82-8	
Methylene Chloride	ND	ug/L	2.0	2.0	1		06/01/22 13:37	75-09-2	
Methyl-tert-butyl ether	ND	ug/L	0.50	0.42	1		06/01/22 13:37	1634-04-4	
Naphthalene	ND	ug/L	2.0	0.64	1		06/01/22 13:37	91-20-3	
n-Propylbenzene	ND	ug/L	0.50	0.34	1		06/01/22 13:37	103-65-1	
Styrene	ND	ug/L	0.50	0.29	1		06/01/22 13:37	100-42-5	
1,1,1,2-Tetrachloroethane	ND	ug/L	0.50	0.31	1		06/01/22 13:37	630-20-6	
1,1,2,2-Tetrachloroethane	ND	ug/L	0.50	0.22	1		06/01/22 13:37	79-34-5	
Tetrachloroethene	ND	ug/L	0.50	0.29	1		06/01/22 13:37	127-18-4	
Toluene	ND	ug/L	0.50	0.48	1		06/01/22 13:37	108-88-3	
1,2,3-Trichlorobenzene	ND	ug/L	2.0	0.81	1		06/01/22 13:37	87-61-6	
1,2,4-Trichlorobenzene	ND	ug/L	2.0	0.64	1		06/01/22 13:37	120-82-1	
1,1,1-Trichloroethane	ND	ug/L	0.50	0.33	1		06/01/22 13:37	71-55-6	
1,1,2-Trichloroethane	ND	ug/L	0.50	0.32	1		06/01/22 13:37	79-00-5	
Trichloroethene	ND	ug/L	0.50	0.38	1		06/01/22 13:37	79-01-6	
Trichlorofluoromethane	ND	ug/L	1.0	0.30	1		06/01/22 13:37	75-69-4	
1,2,3-Trichloropropane	ND	ug/L	0.50	0.26	1		06/01/22 13:37	96-18-4	
1,2,4-Trimethylbenzene	ND	ug/L	0.50	0.50	1		06/01/22 13:37	95-63-6	
1,3,5-Trimethylbenzene	ND	ug/L	0.50	0.33	1		06/01/22 13:37	108-67-8	
Vinyl chloride	ND	ug/L	1.0	0.39	1		06/01/22 13:37	75-01-4	
m&p-Xylene	ND	ug/L	1.0	0.71	1		06/01/22 13:37	179601-23-1	
o-Xylene	ND	ug/L	0.50	0.34	1		06/01/22 13:37	95-47-6	
Surrogates									
1,2-Dichloroethane-d4 (S)	88	%	70-130		1		06/01/22 13:37	17060-07-0	
4-Bromofluorobenzene (S)	99	%	70-130		1		06/01/22 13:37	460-00-4	
Toluene-d8 (S)	105	%	70-130		1		06/01/22 13:37	2037-26-5	

REPORT OF LABORATORY ANALYSIS

This report shall not be reproduced, except in full,
without the written consent of Pace Analytical Services, LLC.

Pace Analytical Services, LLC
9800 Kincey Ave. Suite 100
Huntersville, NC 28078
(704)875-9092

ANALYTICAL RESULTS

Project: 2020-L1-SR-2448
Pace Project No.: 92607105

Sample: DUP-1 **Lab ID: 92607105002** Collected: 05/31/22 00:00 Received: 05/31/22 12:50 Matrix: Water

Parameters	Results	Units	Report Limit	MDL	DF	Prepared	Analyzed	CAS No.	Qual
VPH NC Water	Analytical Method: MADEP VPH Pace Analytical Services - Charlotte								
Total VPH (C5-C12)	ND	ug/L	50.0	50.0	1		06/10/22 05:01		N2
Aliphatic (C05-C08)	ND	ug/L	50.0	50.0	1		06/10/22 05:01		N2
Aliphatic(C09-C12) Adjusted	ND	ug/L	50.0	50.0	1		06/10/22 05:01		N2
Aromatic (C09-C10)	ND	ug/L	50.0	50.0	1		06/10/22 05:01		N2
Surrogates									
4-Bromofluorobenzene (FID) (S)	99	%	70-130		1		06/10/22 05:01	460-00-4	
4-Bromofluorobenzene (PID) (S)	85	%	70-130		1		06/10/22 05:01	460-00-4	
6020 MET ICPMS	Analytical Method: EPA 6020B Preparation Method: EPA 3010A Pace Analytical Services - Asheville								
Lead	**0.36J**	ug/L	1.0	0.077	1	06/10/22 13:15	06/12/22 23:18	7439-92-1	
6200B MSV	Analytical Method: SM 6200B Pace Analytical Services - Charlotte								
Benzene	ND	ug/L	0.50	0.34	1		06/01/22 17:30	71-43-2	
Bromobenzene	ND	ug/L	0.50	0.29	1		06/01/22 17:30	108-86-1	
Bromochloromethane	ND	ug/L	0.50	0.47	1		06/01/22 17:30	74-97-5	
Bromodichloromethane	ND	ug/L	0.50	0.31	1		06/01/22 17:30	75-27-4	
Bromoform	ND	ug/L	0.50	0.34	1		06/01/22 17:30	75-25-2	
Bromomethane	ND	ug/L	5.0	1.7	1		06/01/22 17:30	74-83-9	
n-Butylbenzene	ND	ug/L	0.50	0.49	1		06/01/22 17:30	104-51-8	
sec-Butylbenzene	ND	ug/L	0.50	0.40	1		06/01/22 17:30	135-98-8	
tert-Butylbenzene	ND	ug/L	0.50	0.32	1		06/01/22 17:30	98-06-6	
Carbon tetrachloride	ND	ug/L	0.50	0.33	1		06/01/22 17:30	56-23-5	
Chlorobenzene	ND	ug/L	0.50	0.28	1		06/01/22 17:30	108-90-7	
Chloroethane	ND	ug/L	1.0	0.65	1		06/01/22 17:30	75-00-3	
Chloroform	ND	ug/L	0.50	0.43	1		06/01/22 17:30	67-66-3	
Chloromethane	ND	ug/L	1.0	0.54	1		06/01/22 17:30	74-87-3	
2-Chlorotoluene	ND	ug/L	0.50	0.32	1		06/01/22 17:30	95-49-8	
4-Chlorotoluene	ND	ug/L	0.50	0.32	1		06/01/22 17:30	106-43-4	
1,2-Dibromo-3-chloropropane	ND	ug/L	1.0	0.34	1		06/01/22 17:30	96-12-8	
Dibromochloromethane	ND	ug/L	0.50	0.36	1		06/01/22 17:30	124-48-1	
1,2-Dibromoethane (EDB)	ND	ug/L	0.50	0.27	1		06/01/22 17:30	106-93-4	
Dibromomethane	ND	ug/L	0.50	0.39	1		06/01/22 17:30	74-95-3	
1,2-Dichlorobenzene	ND	ug/L	0.50	0.34	1		06/01/22 17:30	95-50-1	
1,3-Dichlorobenzene	ND	ug/L	0.50	0.34	1		06/01/22 17:30	541-73-1	
1,4-Dichlorobenzene	ND	ug/L	0.50	0.33	1		06/01/22 17:30	106-46-7	
Dichlorodifluoromethane	ND	ug/L	0.50	0.35	1		06/01/22 17:30	75-71-8	
1,1-Dichloroethane	ND	ug/L	0.50	0.37	1		06/01/22 17:30	75-34-3	
1,2-Dichloroethane	ND	ug/L	0.50	0.32	1		06/01/22 17:30	107-06-2	
1,1-Dichloroethene	ND	ug/L	0.50	0.35	1		06/01/22 17:30	75-35-4	
cis-1,2-Dichloroethene	ND	ug/L	0.50	0.38	1		06/01/22 17:30	156-59-2	
trans-1,2-Dichloroethene	ND	ug/L	0.50	0.40	1		06/01/22 17:30	156-60-5	
1,2-Dichloropropane	ND	ug/L	0.50	0.36	1		06/01/22 17:30	78-87-5	
1,3-Dichloropropane	ND	ug/L	0.50	0.28	1		06/01/22 17:30	142-28-9	

REPORT OF LABORATORY ANALYSIS

This report shall not be reproduced, except in full,
without the written consent of Pace Analytical Services, LLC.

Pace Analytical Services, LLC
9800 Kincey Ave. Suite 100
Huntersville, NC 28078
(704)875-9092

ANALYTICAL RESULTS

Project: 2020-L1-SR-2448
Pace Project No.: 92607105

Sample: DUP-1 **Lab ID: 92607105002** Collected: 05/31/22 00:00 Received: 05/31/22 12:50 Matrix: Water

Parameters	Results	Units	Report Limit	MDL	DF	Prepared	Analyzed	CAS No.	Qual
6200B MSV	Analytical Method: SM 6200B Pace Analytical Services - Charlotte								
2,2-Dichloropropane	ND	ug/L	0.50	0.39	1		06/01/22 17:30	594-20-7	
1,1-Dichloropropene	ND	ug/L	0.50	0.43	1		06/01/22 17:30	563-58-6	
cis-1,3-Dichloropropene	ND	ug/L	0.50	0.36	1		06/01/22 17:30	10061-01-5	
trans-1,3-Dichloropropene	ND	ug/L	0.50	0.36	1		06/01/22 17:30	10061-02-6	
Diisopropyl ether	ND	ug/L	0.50	0.31	1		06/01/22 17:30	108-20-3	
Ethanol	ND	ug/L	200	72.2	1		06/01/22 17:30	64-17-5	
Ethylbenzene	ND	ug/L	0.50	0.30	1		06/01/22 17:30	100-41-4	
Hexachloro-1,3-butadiene	ND	ug/L	2.0	1.5	1		06/01/22 17:30	87-68-3	
Isopropylbenzene (Cumene)	ND	ug/L	0.50	0.33	1		06/01/22 17:30	98-82-8	
Methylene Chloride	ND	ug/L	2.0	2.0	1		06/01/22 17:30	75-09-2	
Methyl-tert-butyl ether	ND	ug/L	0.50	0.42	1		06/01/22 17:30	1634-04-4	
Naphthalene	ND	ug/L	2.0	0.64	1		06/01/22 17:30	91-20-3	
n-Propylbenzene	ND	ug/L	0.50	0.34	1		06/01/22 17:30	103-65-1	
Styrene	ND	ug/L	0.50	0.29	1		06/01/22 17:30	100-42-5	
1,1,1,2-Tetrachloroethane	ND	ug/L	0.50	0.31	1		06/01/22 17:30	630-20-6	
1,1,2,2-Tetrachloroethane	ND	ug/L	0.50	0.22	1		06/01/22 17:30	79-34-5	
Tetrachloroethene	ND	ug/L	0.50	0.29	1		06/01/22 17:30	127-18-4	
Toluene	ND	ug/L	0.50	0.48	1		06/01/22 17:30	108-88-3	
1,2,3-Trichlorobenzene	ND	ug/L	2.0	0.81	1		06/01/22 17:30	87-61-6	
1,2,4-Trichlorobenzene	ND	ug/L	2.0	0.64	1		06/01/22 17:30	120-82-1	
1,1,1-Trichloroethane	ND	ug/L	0.50	0.33	1		06/01/22 17:30	71-55-6	
1,1,2-Trichloroethane	ND	ug/L	0.50	0.32	1		06/01/22 17:30	79-00-5	
Trichloroethene	ND	ug/L	0.50	0.38	1		06/01/22 17:30	79-01-6	
Trichlorofluoromethane	ND	ug/L	1.0	0.30	1		06/01/22 17:30	75-69-4	
1,2,3-Trichloropropane	ND	ug/L	0.50	0.26	1		06/01/22 17:30	96-18-4	
1,2,4-Trimethylbenzene	ND	ug/L	0.50	0.50	1		06/01/22 17:30	95-63-6	
1,3,5-Trimethylbenzene	ND	ug/L	0.50	0.33	1		06/01/22 17:30	108-67-8	
Vinyl chloride	ND	ug/L	1.0	0.39	1		06/01/22 17:30	75-01-4	
m&p-Xylene	ND	ug/L	1.0	0.71	1		06/01/22 17:30	179601-23-1	
o-Xylene	ND	ug/L	0.50	0.34	1		06/01/22 17:30	95-47-6	
Surrogates									
1,2-Dichloroethane-d4 (S)	91	%	70-130		1		06/01/22 17:30	17060-07-0	
4-Bromofluorobenzene (S)	98	%	70-130		1		06/01/22 17:30	460-00-4	
Toluene-d8 (S)	103	%	70-130		1		06/01/22 17:30	2037-26-5	

REPORT OF LABORATORY ANALYSIS

This report shall not be reproduced, except in full,
without the written consent of Pace Analytical Services, LLC.

Pace Analytical Services, LLC
9800 Kincey Ave. Suite 100
Huntersville, NC 28078
(704)875-9092

ANALYTICAL RESULTS

Project: 2020-L1-SR-2448
Pace Project No.: 92607105

Sample: TRIP BLANK **Lab ID: 92607105003** Collected: 05/31/22 00:00 Received: 05/31/22 12:50 Matrix: Water

Parameters	Results	Units	Report Limit	MDL	DF	Prepared	Analyzed	CAS No.	Qual
6200B MSV	Analytical Method: SM 6200B Pace Analytical Services - Charlotte								
Benzene	ND	ug/L	0.50	0.34	1		06/02/22 22:56	71-43-2	
Bromobenzene	ND	ug/L	0.50	0.29	1		06/02/22 22:56	108-86-1	
Bromochloromethane	ND	ug/L	0.50	0.47	1		06/02/22 22:56	74-97-5	
Bromodichloromethane	ND	ug/L	0.50	0.31	1		06/02/22 22:56	75-27-4	
Bromoform	ND	ug/L	0.50	0.34	1		06/02/22 22:56	75-25-2	
Bromomethane	ND	ug/L	5.0	1.7	1		06/02/22 22:56	74-83-9	
n-Butylbenzene	ND	ug/L	0.50	0.49	1		06/02/22 22:56	104-51-8	
sec-Butylbenzene	ND	ug/L	0.50	0.40	1		06/02/22 22:56	135-98-8	
tert-Butylbenzene	ND	ug/L	0.50	0.32	1		06/02/22 22:56	98-06-6	
Carbon tetrachloride	ND	ug/L	0.50	0.33	1		06/02/22 22:56	56-23-5	
Chlorobenzene	ND	ug/L	0.50	0.28	1		06/02/22 22:56	108-90-7	
Chloroethane	ND	ug/L	1.0	0.65	1		06/02/22 22:56	75-00-3	
Chloroform	ND	ug/L	0.50	0.43	1		06/02/22 22:56	67-66-3	
Chloromethane	ND	ug/L	1.0	0.54	1		06/02/22 22:56	74-87-3	
2-Chlorotoluene	ND	ug/L	0.50	0.32	1		06/02/22 22:56	95-49-8	
4-Chlorotoluene	ND	ug/L	0.50	0.32	1		06/02/22 22:56	106-43-4	
1,2-Dibromo-3-chloropropane	ND	ug/L	1.0	0.34	1		06/02/22 22:56	96-12-8	
Dibromochloromethane	ND	ug/L	0.50	0.36	1		06/02/22 22:56	124-48-1	
1,2-Dibromoethane (EDB)	ND	ug/L	0.50	0.27	1		06/02/22 22:56	106-93-4	
Dibromomethane	ND	ug/L	0.50	0.39	1		06/02/22 22:56	74-95-3	
1,2-Dichlorobenzene	ND	ug/L	0.50	0.34	1		06/02/22 22:56	95-50-1	
1,3-Dichlorobenzene	ND	ug/L	0.50	0.34	1		06/02/22 22:56	541-73-1	
1,4-Dichlorobenzene	ND	ug/L	0.50	0.33	1		06/02/22 22:56	106-46-7	
Dichlorodifluoromethane	ND	ug/L	0.50	0.35	1		06/02/22 22:56	75-71-8	
1,1-Dichloroethane	ND	ug/L	0.50	0.37	1		06/02/22 22:56	75-34-3	
1,2-Dichloroethane	ND	ug/L	0.50	0.32	1		06/02/22 22:56	107-06-2	
1,1-Dichloroethene	ND	ug/L	0.50	0.35	1		06/02/22 22:56	75-35-4	
cis-1,2-Dichloroethene	ND	ug/L	0.50	0.38	1		06/02/22 22:56	156-59-2	
trans-1,2-Dichloroethene	ND	ug/L	0.50	0.40	1		06/02/22 22:56	156-60-5	
1,2-Dichloropropane	ND	ug/L	0.50	0.36	1		06/02/22 22:56	78-87-5	
1,3-Dichloropropane	ND	ug/L	0.50	0.28	1		06/02/22 22:56	142-28-9	
2,2-Dichloropropane	ND	ug/L	0.50	0.39	1		06/02/22 22:56	594-20-7	
1,1-Dichloropropene	ND	ug/L	0.50	0.43	1		06/02/22 22:56	563-58-6	
cis-1,3-Dichloropropene	ND	ug/L	0.50	0.36	1		06/02/22 22:56	10061-01-5	
trans-1,3-Dichloropropene	ND	ug/L	0.50	0.36	1		06/02/22 22:56	10061-02-6	
Diisopropyl ether	ND	ug/L	0.50	0.31	1		06/02/22 22:56	108-20-3	
Ethanol	ND	ug/L	200	72.2	1		06/02/22 22:56	64-17-5	
Ethylbenzene	ND	ug/L	0.50	0.30	1		06/02/22 22:56	100-41-4	
Hexachloro-1,3-butadiene	ND	ug/L	2.0	1.5	1		06/02/22 22:56	87-68-3	
Isopropylbenzene (Cumene)	ND	ug/L	0.50	0.33	1		06/02/22 22:56	98-82-8	
Methylene Chloride	ND	ug/L	2.0	2.0	1		06/02/22 22:56	75-09-2	
Methyl-tert-butyl ether	ND	ug/L	0.50	0.42	1		06/02/22 22:56	1634-04-4	
Naphthalene	ND	ug/L	2.0	0.64	1		06/02/22 22:56	91-20-3	
n-Propylbenzene	ND	ug/L	0.50	0.34	1		06/02/22 22:56	103-65-1	
Styrene	ND	ug/L	0.50	0.29	1		06/02/22 22:56	100-42-5	

REPORT OF LABORATORY ANALYSIS

This report shall not be reproduced, except in full,
without the written consent of Pace Analytical Services, LLC.

Pace Analytical Services, LLC
9800 Kincey Ave. Suite 100
Huntersville, NC 28078
(704)875-9092

ANALYTICAL RESULTS

Project: 2020-L1-SR-2448
Pace Project No.: 92607105

Sample: TRIP BLANK **Lab ID: 92607105003** Collected: 05/31/22 00:00 Received: 05/31/22 12:50 Matrix: Water

Parameters	Results	Units	Report Limit	MDL	DF	Prepared	Analyzed	CAS No.	Qual
6200B MSV	Analytical Method: SM 6200B Pace Analytical Services - Charlotte								
1,1,1,2-Tetrachloroethane	ND	ug/L	0.50	0.31	1		06/02/22 22:56	630-20-6	
1,1,2,2-Tetrachloroethane	ND	ug/L	0.50	0.22	1		06/02/22 22:56	79-34-5	
Tetrachloroethene	ND	ug/L	0.50	0.29	1		06/02/22 22:56	127-18-4	
Toluene	ND	ug/L	0.50	0.48	1		06/02/22 22:56	108-88-3	
1,2,3-Trichlorobenzene	ND	ug/L	2.0	0.81	1		06/02/22 22:56	87-61-6	
1,2,4-Trichlorobenzene	ND	ug/L	2.0	0.64	1		06/02/22 22:56	120-82-1	
1,1,1-Trichloroethane	ND	ug/L	0.50	0.33	1		06/02/22 22:56	71-55-6	
1,1,2-Trichloroethane	ND	ug/L	0.50	0.32	1		06/02/22 22:56	79-00-5	
Trichloroethene	ND	ug/L	0.50	0.38	1		06/02/22 22:56	79-01-6	
Trichlorofluoromethane	ND	ug/L	1.0	0.30	1		06/02/22 22:56	75-69-4	
1,2,3-Trichloropropane	ND	ug/L	0.50	0.26	1		06/02/22 22:56	96-18-4	
1,2,4-Trimethylbenzene	ND	ug/L	0.50	0.50	1		06/02/22 22:56	95-63-6	
1,3,5-Trimethylbenzene	ND	ug/L	0.50	0.33	1		06/02/22 22:56	108-67-8	
Vinyl chloride	ND	ug/L	1.0	0.39	1		06/02/22 22:56	75-01-4	
m&p-Xylene	ND	ug/L	1.0	0.71	1		06/02/22 22:56	179601-23-1	
o-Xylene	ND	ug/L	0.50	0.34	1		06/02/22 22:56	95-47-6	
Surrogates									
1,2-Dichloroethane-d4 (S)	91	%	70-130		1		06/02/22 22:56	17060-07-0	
4-Bromofluorobenzene (S)	99	%	70-130		1		06/02/22 22:56	460-00-4	
Toluene-d8 (S)	108	%	70-130		1		06/02/22 22:56	2037-26-5	

REPORT OF LABORATORY ANALYSIS

This report shall not be reproduced, except in full,
without the written consent of Pace Analytical Services, LLC.

Pace Analytical Services, LLC
9800 Kincey Ave. Suite 100
Huntersville, NC 28078
(704)875-9092

QUALITY CONTROL DATA

Project: 2020-L1-SR-2448
Pace Project No.: 92607105

QC Batch: 703390
QC Batch Method: MADEP VPH
Analysis Method: MADEP VPH
Analysis Description: VPH NC Water
Laboratory: Pace Analytical Services - Charlotte
Associated Lab Samples: 92607105001

METHOD BLANK: 3670605 Matrix: Water
Associated Lab Samples: 92607105001

Parameter	Units	Blank Result	Reporting Limit	MDL	Analyzed	Qualifiers
Aliphatic (C05-C08)	ug/L	ND	50.0	50.0	06/09/22 14:03	N2
Aromatic (C09-C10)	ug/L	ND	50.0	50.0	06/09/22 14:03	N2
4-Bromofluorobenzene (FID) (S)	%	101	70-130		06/09/22 14:03	
4-Bromofluorobenzene (PID) (S)	%	90	70-130		06/09/22 14:03	

LABORATORY CONTROL SAMPLE & LCSD: 3670606 3670607

Parameter	Units	Spike Conc.	LCS Result	LCSD Result	LCS % Rec	LCSD % Rec	% Rec Limits	RPD	Max RPD	Qualifiers
Aliphatic (C05-C08)	ug/L	300	288	287	96	96	70-130	0	25	N2
Aromatic (C09-C10)	ug/L	100	98.0	98.4	98	98	70-130	0	25	N2
4-Bromofluorobenzene (FID) (S)	%				98	101	70-130			
4-Bromofluorobenzene (PID) (S)	%				89	91	70-130			

Results presented on this page are in the units indicated by the "Units" column except where an alternate unit is presented to the right of the result.

REPORT OF LABORATORY ANALYSIS

This report shall not be reproduced, except in full,
without the written consent of Pace Analytical Services, LLC.

Pace Analytical Services, LLC
9800 Kincey Ave. Suite 100
Huntersville, NC 28078
(704)875-9092

QUALITY CONTROL DATA

Project: 2020-L1-SR-2448
Pace Project No.: 92607105

QC Batch: 703470
QC Batch Method: MADEP VPH
Analysis Method: MADEP VPH
Analysis Description: VPH NC Water
Laboratory: Pace Analytical Services - Charlotte
Associated Lab Samples: 92607105002

METHOD BLANK: 3671154 Matrix: Water
Associated Lab Samples: 92607105002

Parameter	Units	Blank Result	Reporting Limit	MDL	Analyzed	Qualifiers
Aliphatic (C05-C08)	ug/L	ND	50.0	50.0	06/10/22 02:37	N2
Aromatic (C09-C10)	ug/L	ND	50.0	50.0	06/10/22 02:37	N2
4-Bromofluorobenzene (FID) (S)	%	96	70-130		06/10/22 02:37	
4-Bromofluorobenzene (PID) (S)	%	84	70-130		06/10/22 02:37	

LABORATORY CONTROL SAMPLE & LCSD: 3671155 3671156

Parameter	Units	Spike Conc.	LCS Result	LCSD Result	LCS % Rec	LCSD % Rec	% Rec Limits	RPD	Max RPD	Qualifiers
Aliphatic (C05-C08)	ug/L	300	378	366	126	122	70-130	3	25	N2
Aromatic (C09-C10)	ug/L	100	94.9	95.5	95	95	70-130	1	25	N2
4-Bromofluorobenzene (FID) (S)	%				98	99	70-130			
4-Bromofluorobenzene (PID) (S)	%				87	88	70-130			

Results presented on this page are in the units indicated by the "Units" column except where an alternate unit is presented to the right of the result.

REPORT OF LABORATORY ANALYSIS

This report shall not be reproduced, except in full,
without the written consent of Pace Analytical Services, LLC.

Pace Analytical Services, LLC
9800 Kincey Ave. Suite 100
Huntersville, NC 28078
(704)875-9092

QUALITY CONTROL DATA

Project: 2020-L1-SR-2448
Pace Project No.: 92607105

QC Batch: 703618
QC Batch Method: EPA 3010A
Analysis Method: EPA 6020B
Analysis Description: 6020 MET
Laboratory: Pace Analytical Services - Asheville
Associated Lab Samples: 92607105001, 92607105002

METHOD BLANK: 3671714 Matrix: Water
Associated Lab Samples: 92607105001, 92607105002

Parameter	Units	Blank Result	Reporting Limit	MDL	Analyzed	Qualifiers
Lead	ug/L	ND	1.0	0.077	06/12/22 21:43	

LABORATORY CONTROL SAMPLE: 3671715

Parameter	Units	Spike Conc.	LCS Result	LCS % Rec	% Rec Limits	Qualifiers
Lead	ug/L	50	48.9	98	80-120	

MATRIX SPIKE & MATRIX SPIKE DUPLICATE: 3671716 3671717

Parameter	Units	92607151023 Result	MS Spike Conc.	MSD Spike Conc.	MS Result	MSD Result	MS % Rec	MSD % Rec	% Rec Limits	RPD	Max RPD	Qual
Lead	ug/L	0.12J	50	50	49.7	49.8	99	99	75-125	0	20	

Results presented on this page are in the units indicated by the "Units" column except where an alternate unit is presented to the right of the result.

REPORT OF LABORATORY ANALYSIS

This report shall not be reproduced, except in full,
without the written consent of Pace Analytical Services, LLC.

Pace Analytical Services, LLC
9800 Kincey Ave. Suite 100
Huntersville, NC 28078
(704)875-9092

QUALITY CONTROL DATA

Project: 2020-L1-SR-2448
Pace Project No.: 92607105

QC Batch: 701565
QC Batch Method: SM 6200B
Analysis Method: SM 6200B
Analysis Description: 6200B MSV
Laboratory: Pace Analytical Services - Charlotte
Associated Lab Samples: 92607105001, 92607105002

METHOD BLANK: 3661741 Matrix: Water
Associated Lab Samples: 92607105001, 92607105002

Parameter	Units	Blank Result	Reporting Limit	MDL	Analyzed	Qualifiers
1,1,1,2-Tetrachloroethane	ug/L	ND	0.50	0.31	06/01/22 12:44	
1,1,1-Trichloroethane	ug/L	ND	0.50	0.33	06/01/22 12:44	
1,1,2,2-Tetrachloroethane	ug/L	ND	0.50	0.22	06/01/22 12:44	
1,1,2-Trichloroethane	ug/L	ND	0.50	0.32	06/01/22 12:44	
1,1-Dichloroethane	ug/L	ND	0.50	0.37	06/01/22 12:44	
1,1-Dichloroethene	ug/L	ND	0.50	0.35	06/01/22 12:44	
1,1-Dichloropropene	ug/L	ND	0.50	0.43	06/01/22 12:44	
1,2,3-Trichlorobenzene	ug/L	ND	2.0	0.81	06/01/22 12:44	
1,2,3-Trichloropropane	ug/L	ND	0.50	0.26	06/01/22 12:44	
1,2,4-Trichlorobenzene	ug/L	ND	2.0	0.64	06/01/22 12:44	
1,2,4-Trimethylbenzene	ug/L	ND	0.50	0.50	06/01/22 12:44	
1,2-Dibromo-3-chloropropane	ug/L	ND	1.0	0.34	06/01/22 12:44	
1,2-Dibromoethane (EDB)	ug/L	ND	0.50	0.27	06/01/22 12:44	
1,2-Dichlorobenzene	ug/L	ND	0.50	0.34	06/01/22 12:44	
1,2-Dichloroethane	ug/L	ND	0.50	0.32	06/01/22 12:44	
1,2-Dichloropropane	ug/L	ND	0.50	0.36	06/01/22 12:44	
1,3,5-Trimethylbenzene	ug/L	ND	0.50	0.33	06/01/22 12:44	
1,3-Dichlorobenzene	ug/L	ND	0.50	0.34	06/01/22 12:44	
1,3-Dichloropropane	ug/L	ND	0.50	0.28	06/01/22 12:44	
1,4-Dichlorobenzene	ug/L	ND	0.50	0.33	06/01/22 12:44	
2,2-Dichloropropane	ug/L	ND	0.50	0.39	06/01/22 12:44	
2-Chlorotoluene	ug/L	ND	0.50	0.32	06/01/22 12:44	
4-Chlorotoluene	ug/L	ND	0.50	0.32	06/01/22 12:44	
Benzene	ug/L	ND	0.50	0.34	06/01/22 12:44	
Bromobenzene	ug/L	ND	0.50	0.29	06/01/22 12:44	
Bromochloromethane	ug/L	ND	0.50	0.47	06/01/22 12:44	
Bromodichloromethane	ug/L	ND	0.50	0.31	06/01/22 12:44	
Bromoform	ug/L	ND	0.50	0.34	06/01/22 12:44	
Bromomethane	ug/L	ND	5.0	1.7	06/01/22 12:44	
Carbon tetrachloride	ug/L	ND	0.50	0.33	06/01/22 12:44	
Chlorobenzene	ug/L	ND	0.50	0.28	06/01/22 12:44	
Chloroethane	ug/L	ND	1.0	0.65	06/01/22 12:44	
Chloroform	ug/L	ND	0.50	0.43	06/01/22 12:44	
Chloromethane	ug/L	ND	1.0	0.54	06/01/22 12:44	
cis-1,2-Dichloroethene	ug/L	ND	0.50	0.38	06/01/22 12:44	
cis-1,3-Dichloropropene	ug/L	ND	0.50	0.36	06/01/22 12:44	
Dibromochloromethane	ug/L	ND	0.50	0.36	06/01/22 12:44	
Dibromomethane	ug/L	ND	0.50	0.39	06/01/22 12:44	
Dichlorodifluoromethane	ug/L	ND	0.50	0.35	06/01/22 12:44	
Diisopropyl ether	ug/L	ND	0.50	0.31	06/01/22 12:44	

Results presented on this page are in the units indicated by the "Units" column except where an alternate unit is presented to the right of the result.

REPORT OF LABORATORY ANALYSIS

This report shall not be reproduced, except in full,
without the written consent of Pace Analytical Services, LLC.

Pace Analytical Services, LLC
9800 Kincey Ave. Suite 100
Huntersville, NC 28078
(704)875-9092

QUALITY CONTROL DATA

Project: 2020-L1-SR-2448
Pace Project No.: 92607105

METHOD BLANK: 3661741 Matrix: Water
Associated Lab Samples: 92607105001, 92607105002

Parameter	Units	Blank Result	Reporting Limit	MDL	Analyzed	Qualifiers
Ethanol	ug/L	ND	200	72.2	06/01/22 12:44	
Ethylbenzene	ug/L	ND	0.50	0.30	06/01/22 12:44	
Hexachloro-1,3-butadiene	ug/L	ND	2.0	1.5	06/01/22 12:44	
Isopropylbenzene (Cumene)	ug/L	ND	0.50	0.33	06/01/22 12:44	
m&p-Xylene	ug/L	ND	1.0	0.71	06/01/22 12:44	
Methyl-tert-butyl ether	ug/L	ND	0.50	0.42	06/01/22 12:44	
Methylene Chloride	ug/L	ND	2.0	2.0	06/01/22 12:44	
n-Butylbenzene	ug/L	ND	0.50	0.49	06/01/22 12:44	
n-Propylbenzene	ug/L	ND	0.50	0.34	06/01/22 12:44	
Naphthalene	ug/L	ND	2.0	0.64	06/01/22 12:44	
o-Xylene	ug/L	ND	0.50	0.34	06/01/22 12:44	
sec-Butylbenzene	ug/L	ND	0.50	0.40	06/01/22 12:44	
Styrene	ug/L	ND	0.50	0.29	06/01/22 12:44	
tert-Butylbenzene	ug/L	ND	0.50	0.32	06/01/22 12:44	
Tetrachloroethene	ug/L	ND	0.50	0.29	06/01/22 12:44	
Toluene	ug/L	ND	0.50	0.48	06/01/22 12:44	
trans-1,2-Dichloroethene	ug/L	ND	0.50	0.40	06/01/22 12:44	
trans-1,3-Dichloropropene	ug/L	ND	0.50	0.36	06/01/22 12:44	
Trichloroethene	ug/L	ND	0.50	0.38	06/01/22 12:44	
Trichlorofluoromethane	ug/L	ND	1.0	0.30	06/01/22 12:44	
Vinyl chloride	ug/L	ND	1.0	0.39	06/01/22 12:44	
1,2-Dichloroethane-d4 (S)	%	89	70-130		06/01/22 12:44	
4-Bromofluorobenzene (S)	%	97	70-130		06/01/22 12:44	
Toluene-d8 (S)	%	106	70-130		06/01/22 12:44	

LABORATORY CONTROL SAMPLE: 3661742

Parameter	Units	Spike Conc.	LCS Result	LCS % Rec	% Rec Limits	Qualifiers
1,1,1,2-Tetrachloroethane	ug/L	50	51.9	104	60-140	
1,1,1-Trichloroethane	ug/L	50	53.2	106	60-140	
1,1,2,2-Tetrachloroethane	ug/L	50	47.1	94	60-140	
1,1,2-Trichloroethane	ug/L	50	48.9	98	60-140	
1,1-Dichloroethane	ug/L	50	47.7	95	60-140	
1,1-Dichloroethene	ug/L	50	53.7	107	60-140	
1,1-Dichloropropene	ug/L	50	51.5	103	60-140	
1,2,3-Trichlorobenzene	ug/L	50	52.1	104	60-140	
1,2,3-Trichloropropane	ug/L	50	45.6	91	60-140	
1,2,4-Trichlorobenzene	ug/L	50	51.7	103	60-140	
1,2,4-Trimethylbenzene	ug/L	50	49.5	99	60-140	
1,2-Dibromo-3-chloropropane	ug/L	50	46.5	93	60-140	
1,2-Dibromoethane (EDB)	ug/L	50	50.7	101	60-140	
1,2-Dichlorobenzene	ug/L	50	48.8	98	60-140	
1,2-Dichloroethane	ug/L	50	48.3	97	60-140	
1,2-Dichloropropane	ug/L	50	50.8	102	60-140	

Results presented on this page are in the units indicated by the "Units" column except where an alternate unit is presented to the right of the result.

REPORT OF LABORATORY ANALYSIS

This report shall not be reproduced, except in full,
without the written consent of Pace Analytical Services, LLC.

Pace Analytical Services, LLC
9800 Kincey Ave. Suite 100
Huntersville, NC 28078
(704)875-9092

QUALITY CONTROL DATA

Project: 2020-L1-SR-2448
Pace Project No.: 92607105

LABORATORY CONTROL SAMPLE: 3661742

Parameter	Units	Spike Conc.	LCS Result	LCS % Rec	% Rec Limits	Qualifiers
1,3,5-Trimethylbenzene	ug/L	50	50.9	102	60-140	
1,3-Dichlorobenzene	ug/L	50	49.1	98	60-140	
1,3-Dichloropropane	ug/L	50	51.3	103	60-140	
1,4-Dichlorobenzene	ug/L	50	48.4	97	60-140	
2,2-Dichloropropane	ug/L	50	52.7	105	60-140	
2-Chlorotoluene	ug/L	50	49.2	98	60-140	
4-Chlorotoluene	ug/L	50	47.7	95	60-140	
Benzene	ug/L	50	47.8	96	60-140	
Bromobenzene	ug/L	50	48.6	97	60-140	
Bromochloromethane	ug/L	50	46.7	93	60-140	
Bromodichloromethane	ug/L	50	45.8	92	60-140	
Bromoform	ug/L	50	50.3	101	60-140	
Bromomethane	ug/L	50	58.0	116	60-140	
Carbon tetrachloride	ug/L	50	55.0	110	60-140	
Chlorobenzene	ug/L	50	48.9	98	60-140	
Chloroethane	ug/L	50	64.2	128	60-140	
Chloroform	ug/L	50	46.7	93	60-140	
Chloromethane	ug/L	50	55.5	111	60-140	
cis-1,2-Dichloroethene	ug/L	50	48.3	97	60-140	
cis-1,3-Dichloropropene	ug/L	50	51.8	104	60-140	
Dibromochloromethane	ug/L	50	51.2	102	60-140	
Dibromomethane	ug/L	50	46.6	93	60-140	
Dichlorodifluoromethane	ug/L	50	67.5	135	60-140	
Diisopropyl ether	ug/L	50	49.8	100	60-140	
Ethanol	ug/L	2000	1580	79	60-140	
Ethylbenzene	ug/L	50	48.6	97	60-140	
Hexachloro-1,3-butadiene	ug/L	50	59.0	118	60-140	
Isopropylbenzene (Cumene)	ug/L	50	49.9	100	60-140	
m&p-Xylene	ug/L	100	97.1	97	60-140	
Methyl-tert-butyl ether	ug/L	50	49.2	98	60-140	
Methylene Chloride	ug/L	50	42.7	85	60-140	
n-Butylbenzene	ug/L	50	54.6	109	60-140	
n-Propylbenzene	ug/L	50	49.6	99	60-140	
Naphthalene	ug/L	50	50.9	102	60-140	
o-Xylene	ug/L	50	48.1	96	60-140	
sec-Butylbenzene	ug/L	50	52.3	105	60-140	
Styrene	ug/L	50	48.5	97	60-140	
tert-Butylbenzene	ug/L	50	42.7	85	60-140	
Tetrachloroethene	ug/L	50	53.7	107	60-140	
Toluene	ug/L	50	44.8	90	60-140	
trans-1,2-Dichloroethene	ug/L	50	51.4	103	60-140	
trans-1,3-Dichloropropene	ug/L	50	49.4	99	60-140	
Trichloroethene	ug/L	50	55.1	110	60-140	
Trichlorofluoromethane	ug/L	50	60.3	121	60-140	
Vinyl chloride	ug/L	50	61.8	124	60-140	
1,2-Dichloroethane-d4 (S)	%			101	70-130	
4-Bromofluorobenzene (S)	%			98	70-130	

Results presented on this page are in the units indicated by the "Units" column except where an alternate unit is presented to the right of the result.

REPORT OF LABORATORY ANALYSIS

This report shall not be reproduced, except in full,
without the written consent of Pace Analytical Services, LLC.

Pace Analytical Services, LLC
9800 Kincey Ave. Suite 100
Huntersville, NC 28078
(704)875-9092

QUALITY CONTROL DATA

Project: 2020-L1-SR-2448
Pace Project No.: 92607105

LABORATORY CONTROL SAMPLE: 3661742

Parameter	Units	Spike Conc.	LCS Result	LCS % Rec	% Rec Limits	Qualifiers
Toluene-d8 (S)	%			95	70-130	

MATRIX SPIKE & MATRIX SPIKE DUPLICATE: 3661743 3661744

Parameter	Units	92606419002 Result	MS Spike Conc.	MSD Spike Conc.	MS Result	MSD Result	MS % Rec	MSD % Rec	% Rec Limits	RPD	Max RPD	Qual
1,1,1,2-Tetrachloroethane	ug/L	ND	250	250	259	249	104	100	60-140	4	30	
1,1,1-Trichloroethane	ug/L	ND	250	250	280	272	112	109	60-140	3	30	
1,1,2,2-Tetrachloroethane	ug/L	ND	250	250	251	245	100	98	60-140	3	30	
1,1,2-Trichloroethane	ug/L	ND	250	250	263	257	105	103	60-140	2	30	
1,1-Dichloroethane	ug/L	ND	250	250	260	257	104	103	60-140	1	30	
1,1-Dichloroethene	ug/L	ND	250	250	283	274	113	110	60-140	3	30	
1,1-Dichloropropene	ug/L	ND	250	250	276	269	110	108	60-140	2	30	
1,2,3-Trichlorobenzene	ug/L	ND	250	250	229	262	91	105	60-140	14	30	
1,2,3-Trichloropropane	ug/L	ND	250	250	256	248	102	99	60-140	3	30	
1,2,4-Trichlorobenzene	ug/L	ND	250	250	230	251	92	100	60-140	9	30	
1,2,4-Trimethylbenzene	ug/L	15.2	250	250	276	268	104	101	60-140	3	30	
1,2-Dibromo-3-chloropropane	ug/L	ND	250	250	222	231	89	92	60-140	4	30	
1,2-Dibromoethane (EDB)	ug/L	ND	250	250	258	251	103	100	60-140	3	30	
1,2-Dichlorobenzene	ug/L	ND	250	250	247	246	99	99	60-140	0	30	
1,2-Dichloroethane	ug/L	ND	250	250	261	252	104	101	60-140	3	30	
1,2-Dichloropropane	ug/L	ND	250	250	283	272	113	109	60-140	4	30	
1,3,5-Trimethylbenzene	ug/L	ND	250	250	268	263	105	103	60-140	2	30	
1,3-Dichlorobenzene	ug/L	ND	250	250	255	255	102	102	60-140	0	30	
1,3-Dichloropropane	ug/L	ND	250	250	271	252	108	101	60-140	7	30	
1,4-Dichlorobenzene	ug/L	ND	250	250	252	250	101	100	60-140	0	30	
2,2-Dichloropropane	ug/L	ND	250	250	250	242	99	96	60-140	3	30	
2-Chlorotoluene	ug/L	ND	250	250	253	251	101	101	60-140	1	30	
4-Chlorotoluene	ug/L	ND	250	250	254	246	101	98	60-140	3	30	
Benzene	ug/L	1410	250	250	1650	1630	99	92	60-140	1	30	
Bromobenzene	ug/L	ND	250	250	250	246	100	98	60-140	2	30	
Bromochloromethane	ug/L	ND	250	250	247	240	99	96	60-140	3	30	
Bromodichloromethane	ug/L	ND	250	250	245	237	98	95	60-140	3	30	
Bromoform	ug/L	ND	250	250	230	226	92	91	60-140	1	30	
Bromomethane	ug/L	ND	250	250	239	269	96	108	60-140	12	30	
Carbon tetrachloride	ug/L	ND	250	250	293	283	117	113	60-140	3	30	
Chlorobenzene	ug/L	ND	250	250	264	256	106	102	60-140	3	30	
Chloroethane	ug/L	ND	250	250	333	331	133	132	60-140	1	30	
Chloroform	ug/L	ND	250	250	251	238	100	95	60-140	5	30	
Chloromethane	ug/L	ND	250	250	256	251	102	101	60-140	2	30	
cis-1,2-Dichloroethene	ug/L	ND	250	250	263	258	105	103	60-140	2	30	
cis-1,3-Dichloropropene	ug/L	ND	250	250	265	256	106	102	60-140	3	30	
Dibromochloromethane	ug/L	ND	250	250	245	234	98	94	60-140	4	30	
Dibromomethane	ug/L	ND	250	250	247	247	99	99	60-140	0	30	

Results presented on this page are in the units indicated by the "Units" column except where an alternate unit is presented to the right of the result.

REPORT OF LABORATORY ANALYSIS

This report shall not be reproduced, except in full,
without the written consent of Pace Analytical Services, LLC.

Pace Analytical Services, LLC
9800 Kincey Ave. Suite 100
Huntersville, NC 28078
(704)875-9092

QUALITY CONTROL DATA

Project: 2020-L1-SR-2448
Pace Project No.: 92607105

MATRIX SPIKE & MATRIX SPIKE DUPLICATE: 3661743 3661744

Parameter	Units	92606419002 Result	MS Spike Conc.	MSD Spike Conc.	MS Result	MSD Result	MS % Rec	MSD % Rec	% Rec Limits	RPD	Max RPD	Qual
Dichlorodifluoromethane	ug/L	ND	250	250	223	214	89	86	60-140	4	30	
Diisopropyl ether	ug/L	59.5	250	250	331	324	109	106	60-140	2	30	
Ethanol	ug/L	ND	10000	10000	11000	11400	110	114	60-140	3	30	
Ethylbenzene	ug/L	ND	250	250	272	258	107	101	60-140	5	30	
Hexachloro-1,3-butadiene	ug/L	ND	250	250	257	263	103	105	60-140	2	30	
Isopropylbenzene (Cumene)	ug/L	41.2	250	250	308	300	107	104	60-140	3	30	
m&p-Xylene	ug/L	33.0	500	500	571	542	108	102	60-140	5	30	
Methyl-tert-butyl ether	ug/L	12.4	250	250	263	253	100	96	60-140	4	30	
Methylene Chloride	ug/L	ND	250	250	223	217	89	87	60-140	3	30	
n-Butylbenzene	ug/L	10.9	250	250	272	278	105	107	60-140	2	30	
n-Propylbenzene	ug/L	12.3	250	250	272	267	104	102	60-140	2	30	
Naphthalene	ug/L	173	250	250	413	444	96	109	60-140	7	30	
o-Xylene	ug/L	47.6	250	250	310	299	105	101	60-140	3	30	
sec-Butylbenzene	ug/L	ND	250	250	270	276	108	110	60-140	2	30	
Styrene	ug/L	ND	250	250	262	253	105	101	60-140	3	30	
tert-Butylbenzene	ug/L	ND	250	250	222	221	89	88	60-140	1	30	
Tetrachloroethene	ug/L	ND	250	250	278	266	111	106	60-140	4	30	
Toluene	ug/L	ND	250	250	265	250	104	98	60-140	6	30	
trans-1,2-Dichloroethene	ug/L	ND	250	250	274	266	109	106	60-140	3	30	
trans-1,3-Dichloropropene	ug/L	ND	250	250	252	244	101	98	60-140	3	30	
Trichloroethene	ug/L	ND	250	250	305	291	122	116	60-140	5	30	
Trichlorofluoromethane	ug/L	ND	250	250	318	311	127	124	60-140	2	30	
Vinyl chloride	ug/L	ND	250	250	292	282	117	113	60-140	4	30	
1,2-Dichloroethane-d4 (S)	%						103	104	70-130			
4-Bromofluorobenzene (S)	%						99	99	70-130			
Toluene-d8 (S)	%						98	98	70-130			

Results presented on this page are in the units indicated by the "Units" column except where an alternate unit is presented to the right of the result.

REPORT OF LABORATORY ANALYSIS

This report shall not be reproduced, except in full,
without the written consent of Pace Analytical Services, LLC.

Pace Analytical Services, LLC
9800 Kincey Ave. Suite 100
Huntersville, NC 28078
(704)875-9092

QUALITY CONTROL DATA

Project: 2020-L1-SR-2448
Pace Project No.: 92607105

QC Batch: 701748
QC Batch Method: SM 6200B
Analysis Method: SM 6200B
Analysis Description: 6200B MSV
Laboratory: Pace Analytical Services - Charlotte

Associated Lab Samples: 92607105003

METHOD BLANK: 3662828 Matrix: Water
Associated Lab Samples: 92607105003

Parameter	Units	Blank Result	Reporting Limit	MDL	Analyzed	Qualifiers
1,1,1,2-Tetrachloroethane	ug/L	ND	0.50	0.31	06/02/22 22:38	
1,1,1-Trichloroethane	ug/L	ND	0.50	0.33	06/02/22 22:38	
1,1,2,2-Tetrachloroethane	ug/L	ND	0.50	0.22	06/02/22 22:38	
1,1,2-Trichloroethane	ug/L	ND	0.50	0.32	06/02/22 22:38	
1,1-Dichloroethane	ug/L	ND	0.50	0.37	06/02/22 22:38	
1,1-Dichloroethene	ug/L	ND	0.50	0.35	06/02/22 22:38	
1,1-Dichloropropene	ug/L	ND	0.50	0.43	06/02/22 22:38	
1,2,3-Trichlorobenzene	ug/L	ND	2.0	0.81	06/02/22 22:38	
1,2,3-Trichloropropane	ug/L	ND	0.50	0.26	06/02/22 22:38	
1,2,4-Trichlorobenzene	ug/L	ND	2.0	0.64	06/02/22 22:38	
1,2,4-Trimethylbenzene	ug/L	ND	0.50	0.50	06/02/22 22:38	
1,2-Dibromo-3-chloropropane	ug/L	ND	1.0	0.34	06/02/22 22:38	
1,2-Dibromoethane (EDB)	ug/L	ND	0.50	0.27	06/02/22 22:38	
1,2-Dichlorobenzene	ug/L	ND	0.50	0.34	06/02/22 22:38	
1,2-Dichloroethane	ug/L	ND	0.50	0.32	06/02/22 22:38	
1,2-Dichloropropane	ug/L	ND	0.50	0.36	06/02/22 22:38	
1,3,5-Trimethylbenzene	ug/L	ND	0.50	0.33	06/02/22 22:38	
1,3-Dichlorobenzene	ug/L	ND	0.50	0.34	06/02/22 22:38	
1,3-Dichloropropane	ug/L	ND	0.50	0.28	06/02/22 22:38	
1,4-Dichlorobenzene	ug/L	ND	0.50	0.33	06/02/22 22:38	
2,2-Dichloropropane	ug/L	ND	0.50	0.39	06/02/22 22:38	
2-Chlorotoluene	ug/L	ND	0.50	0.32	06/02/22 22:38	
4-Chlorotoluene	ug/L	ND	0.50	0.32	06/02/22 22:38	
Benzene	ug/L	ND	0.50	0.34	06/02/22 22:38	
Bromobenzene	ug/L	ND	0.50	0.29	06/02/22 22:38	
Bromochloromethane	ug/L	ND	0.50	0.47	06/02/22 22:38	
Bromodichloromethane	ug/L	ND	0.50	0.31	06/02/22 22:38	
Bromoform	ug/L	ND	0.50	0.34	06/02/22 22:38	
Bromomethane	ug/L	ND	5.0	1.7	06/02/22 22:38	
Carbon tetrachloride	ug/L	ND	0.50	0.33	06/02/22 22:38	
Chlorobenzene	ug/L	ND	0.50	0.28	06/02/22 22:38	
Chloroethane	ug/L	ND	1.0	0.65	06/02/22 22:38	
Chloroform	ug/L	ND	0.50	0.43	06/02/22 22:38	
Chloromethane	ug/L	ND	1.0	0.54	06/02/22 22:38	
cis-1,2-Dichloroethene	ug/L	ND	0.50	0.38	06/02/22 22:38	
cis-1,3-Dichloropropene	ug/L	ND	0.50	0.36	06/02/22 22:38	
Dibromochloromethane	ug/L	ND	0.50	0.36	06/02/22 22:38	
Dibromomethane	ug/L	ND	0.50	0.39	06/02/22 22:38	
Dichlorodifluoromethane	ug/L	ND	0.50	0.35	06/02/22 22:38	
Diisopropyl ether	ug/L	ND	0.50	0.31	06/02/22 22:38	

Results presented on this page are in the units indicated by the "Units" column except where an alternate unit is presented to the right of the result.

REPORT OF LABORATORY ANALYSIS

This report shall not be reproduced, except in full,
without the written consent of Pace Analytical Services, LLC.

Pace Analytical Services, LLC
9800 Kincey Ave. Suite 100
Huntersville, NC 28078
(704)875-9092

QUALITY CONTROL DATA

Project: 2020-L1-SR-2448
Pace Project No.: 92607105

METHOD BLANK: 3662828 Matrix: Water
Associated Lab Samples: 92607105003

Parameter	Units	Blank Result	Reporting Limit	MDL	Analyzed	Qualifiers
Ethanol	ug/L	ND	200	72.2	06/02/22 22:38	
Ethylbenzene	ug/L	ND	0.50	0.30	06/02/22 22:38	
Hexachloro-1,3-butadiene	ug/L	ND	2.0	1.5	06/02/22 22:38	
Isopropylbenzene (Cumene)	ug/L	ND	0.50	0.33	06/02/22 22:38	
m&p-Xylene	ug/L	ND	1.0	0.71	06/02/22 22:38	
Methyl-tert-butyl ether	ug/L	ND	0.50	0.42	06/02/22 22:38	
Methylene Chloride	ug/L	ND	2.0	2.0	06/02/22 22:38	
n-Butylbenzene	ug/L	ND	0.50	0.49	06/02/22 22:38	
n-Propylbenzene	ug/L	ND	0.50	0.34	06/02/22 22:38	
Naphthalene	ug/L	ND	2.0	0.64	06/02/22 22:38	
o-Xylene	ug/L	ND	0.50	0.34	06/02/22 22:38	
sec-Butylbenzene	ug/L	ND	0.50	0.40	06/02/22 22:38	
Styrene	ug/L	ND	0.50	0.29	06/02/22 22:38	
tert-Butylbenzene	ug/L	ND	0.50	0.32	06/02/22 22:38	
Tetrachloroethene	ug/L	ND	0.50	0.29	06/02/22 22:38	
Toluene	ug/L	ND	0.50	0.48	06/02/22 22:38	
trans-1,2-Dichloroethene	ug/L	ND	0.50	0.40	06/02/22 22:38	
trans-1,3-Dichloropropene	ug/L	ND	0.50	0.36	06/02/22 22:38	
Trichloroethene	ug/L	ND	0.50	0.38	06/02/22 22:38	
Trichlorofluoromethane	ug/L	ND	1.0	0.30	06/02/22 22:38	
Vinyl chloride	ug/L	ND	1.0	0.39	06/02/22 22:38	
1,2-Dichloroethane-d4 (S)	%	91	70-130		06/02/22 22:38	
4-Bromofluorobenzene (S)	%	100	70-130		06/02/22 22:38	
Toluene-d8 (S)	%	106	70-130		06/02/22 22:38	

LABORATORY CONTROL SAMPLE: 3662829

Parameter	Units	Spike Conc.	LCS Result	LCS % Rec	% Rec Limits	Qualifiers
1,1,1,2-Tetrachloroethane	ug/L	50	50.5	101	60-140	
1,1,1-Trichloroethane	ug/L	50	50.6	101	60-140	
1,1,2,2-Tetrachloroethane	ug/L	50	46.5	93	60-140	
1,1,2-Trichloroethane	ug/L	50	49.3	99	60-140	
1,1-Dichloroethane	ug/L	50	46.9	94	60-140	
1,1-Dichloroethene	ug/L	50	51.7	103	60-140	
1,1-Dichloropropene	ug/L	50	49.0	98	60-140	
1,2,3-Trichlorobenzene	ug/L	50	48.7	97	60-140	
1,2,3-Trichloropropane	ug/L	50	46.1	92	60-140	
1,2,4-Trichlorobenzene	ug/L	50	46.6	93	60-140	
1,2,4-Trimethylbenzene	ug/L	50	47.7	95	60-140	
1,2-Dibromo-3-chloropropane	ug/L	50	43.7	87	60-140	
1,2-Dibromoethane (EDB)	ug/L	50	50.4	101	60-140	
1,2-Dichlorobenzene	ug/L	50	47.0	94	60-140	
1,2-Dichloroethane	ug/L	50	48.8	98	60-140	
1,2-Dichloropropane	ug/L	50	53.1	106	60-140	

Results presented on this page are in the units indicated by the "Units" column except where an alternate unit is presented to the right of the result.

REPORT OF LABORATORY ANALYSIS

This report shall not be reproduced, except in full,
without the written consent of Pace Analytical Services, LLC.

Pace Analytical Services, LLC
9800 Kincey Ave. Suite 100
Huntersville, NC 28078
(704)875-9092

QUALITY CONTROL DATA

Project: 2020-L1-SR-2448
Pace Project No.: 92607105

LABORATORY CONTROL SAMPLE: 3662829

Parameter	Units	Spike Conc.	LCS Result	LCS % Rec	% Rec Limits	Qualifiers
1,3,5-Trimethylbenzene	ug/L	50	48.6	97	60-140	
1,3-Dichlorobenzene	ug/L	50	47.5	95	60-140	
1,3-Dichloropropane	ug/L	50	51.4	103	60-140	
1,4-Dichlorobenzene	ug/L	50	46.3	93	60-140	
2,2-Dichloropropane	ug/L	50	48.0	96	60-140	
2-Chlorotoluene	ug/L	50	45.6	91	60-140	
4-Chlorotoluene	ug/L	50	45.5	91	60-140	
Benzene	ug/L	50	48.4	97	60-140	
Bromobenzene	ug/L	50	46.2	92	60-140	
Bromochloromethane	ug/L	50	43.8	88	60-140	
Bromodichloromethane	ug/L	50	45.4	91	60-140	
Bromoform	ug/L	50	47.1	94	60-140	
Bromomethane	ug/L	50	57.0	114	60-140	
Carbon tetrachloride	ug/L	50	52.4	105	60-140	
Chlorobenzene	ug/L	50	48.8	98	60-140	
Chloroethane	ug/L	50	66.8	134	60-140	
Chloroform	ug/L	50	45.6	91	60-140	
Chloromethane	ug/L	50	52.5	105	60-140	
cis-1,2-Dichloroethene	ug/L	50	47.9	96	60-140	
cis-1,3-Dichloropropene	ug/L	50	51.2	102	60-140	
Dibromochloromethane	ug/L	50	48.6	97	60-140	
Dibromomethane	ug/L	50	46.7	93	60-140	
Dichlorodifluoromethane	ug/L	50	57.3	115	60-140	
Diisopropyl ether	ug/L	50	52.6	105	60-140	
Ethanol	ug/L	2000	2200	110	60-140	
Ethylbenzene	ug/L	50	49.1	98	60-140	
Hexachloro-1,3-butadiene	ug/L	50	50.5	101	60-140	
Isopropylbenzene (Cumene)	ug/L	50	48.8	98	60-140	
m&p-Xylene	ug/L	100	96.4	96	60-140	
Methyl-tert-butyl ether	ug/L	50	48.8	98	60-140	
Methylene Chloride	ug/L	50	44.9	90	60-140	
n-Butylbenzene	ug/L	50	50.4	101	60-140	
n-Propylbenzene	ug/L	50	47.3	95	60-140	
Naphthalene	ug/L	50	48.9	98	60-140	
o-Xylene	ug/L	50	47.4	95	60-140	
sec-Butylbenzene	ug/L	50	48.9	98	60-140	
Styrene	ug/L	50	48.1	96	60-140	
tert-Butylbenzene	ug/L	50	40.1	80	60-140	
Tetrachloroethene	ug/L	50	51.8	104	60-140	
Toluene	ug/L	50	45.6	91	60-140	
trans-1,2-Dichloroethene	ug/L	50	50.4	101	60-140	
trans-1,3-Dichloropropene	ug/L	50	49.5	99	60-140	
Trichloroethene	ug/L	50	56.0	112	60-140	
Trichlorofluoromethane	ug/L	50	61.2	122	60-140	
Vinyl chloride	ug/L	50	58.1	116	60-140	
1,2-Dichloroethane-d4 (S)	%			96	70-130	
4-Bromofluorobenzene (S)	%			98	70-130	

Results presented on this page are in the units indicated by the "Units" column except where an alternate unit is presented to the right of the result.

REPORT OF LABORATORY ANALYSIS

This report shall not be reproduced, except in full,
without the written consent of Pace Analytical Services, LLC.

Pace Analytical Services, LLC
9800 Kincey Ave. Suite 100
Huntersville, NC 28078
(704)875-9092

QUALITY CONTROL DATA

Project: 2020-L1-SR-2448
Pace Project No.: 92607105

LABORATORY CONTROL SAMPLE: 3662829

Parameter	Units	Spike Conc.	LCS Result	LCS % Rec	% Rec Limits	Qualifiers
Toluene-d8 (S)	%			95	70-130	

MATRIX SPIKE & MATRIX SPIKE DUPLICATE: 3662830 3662831

Parameter	Units	92606660003 Result	MS Spike Conc.	MSD Spike Conc.	MS Result	MSD Result	MS % Rec	MSD % Rec	% Rec Limits	RPD	Max RPD	Qual
1,1,1,2-Tetrachloroethane	ug/L	ND	5000	5000	5730	5820	115	116	60-140	2	30	
1,1,1-Trichloroethane	ug/L	ND	5000	5000	6320	6320	126	126	60-140	0	30	
1,1,2,2-Tetrachloroethane	ug/L	ND	5000	5000	5330	5480	107	110	60-140	3	30	
1,1,2-Trichloroethane	ug/L	ND	5000	5000	5750	5650	115	113	60-140	2	30	
1,1-Dichloroethane	ug/L	ND	5000	5000	5910	5800	118	116	60-140	2	30	
1,1-Dichloroethene	ug/L	ND	5000	5000	6600	6560	132	131	60-140	1	30	
1,1-Dichloropropene	ug/L	ND	5000	5000	5980	5910	120	118	60-140	1	30	
1,2,3-Trichlorobenzene	ug/L	ND	5000	5000	5040	5300	101	106	60-140	5	30	
1,2,3-Trichloropropane	ug/L	ND	5000	5000	5350	5370	107	107	60-140	0	30	
1,2,4-Trichlorobenzene	ug/L	ND	5000	5000	4930	5310	99	106	60-140	7	30	
1,2,4-Trimethylbenzene	ug/L	1540	5000	5000	7180	7040	113	110	60-140	2	30	
1,2-Dibromo-3-chloropropane	ug/L	ND	5000	5000	4760	4800	95	96	60-140	1	30	
1,2-Dibromoethane (EDB)	ug/L	ND	5000	5000	5810	5660	116	113	60-140	3	30	
1,2-Dichlorobenzene	ug/L	ND	5000	5000	5450	5390	109	108	60-140	1	30	
1,2-Dichloroethane	ug/L	ND	5000	5000	5970	5770	119	115	60-140	3	30	
1,2-Dichloropropane	ug/L	ND	5000	5000	6190	6170	124	123	60-140	0	30	
1,3,5-Trimethylbenzene	ug/L	401	5000	5000	6170	6150	115	115	60-140	0	30	
1,3-Dichlorobenzene	ug/L	ND	5000	5000	5490	5440	110	109	60-140	1	30	
1,3-Dichloropropane	ug/L	ND	5000	5000	5810	5710	116	114	60-140	2	30	
1,4-Dichlorobenzene	ug/L	ND	5000	5000	5430	5350	109	107	60-140	1	30	
2,2-Dichloropropane	ug/L	ND	5000	5000	5060	4830	101	97	60-140	5	30	
2-Chlorotoluene	ug/L	ND	5000	5000	5490	5350	110	107	60-140	3	30	
4-Chlorotoluene	ug/L	ND	5000	5000	5430	5290	109	106	60-140	2	30	
Benzene	ug/L	861	5000	5000	6790	6770	119	118	60-140	0	30	
Bromobenzene	ug/L	ND	5000	5000	5370	5370	107	107	60-140	0	30	
Bromochloromethane	ug/L	ND	5000	5000	5480	5450	110	109	60-140	0	30	
Bromodichloromethane	ug/L	ND	5000	5000	5160	5140	103	103	60-140	1	30	
Bromoform	ug/L	ND	5000	5000	5020	4960	100	99	60-140	1	30	
Bromomethane	ug/L	ND	5000	5000	6770	7560	135	151	60-140	11	30	M1
Carbon tetrachloride	ug/L	ND	5000	5000	6380	6300	128	126	60-140	1	30	
Chlorobenzene	ug/L	ND	5000	5000	5680	5710	114	114	60-140	1	30	
Chloroethane	ug/L	ND	5000	5000	9020	8460	180	169	60-140	6	30	M1
Chloroform	ug/L	ND	5000	5000	5250	4860	105	97	60-140	8	30	
Chloromethane	ug/L	ND	5000	5000	6430	6420	129	128	60-140	0	30	
cis-1,2-Dichloroethene	ug/L	ND	5000	5000	6060	5910	121	118	60-140	2	30	
cis-1,3-Dichloropropene	ug/L	ND	5000	5000	5430	5500	109	110	60-140	1	30	
Dibromochloromethane	ug/L	ND	5000	5000	5240	5290	105	106	60-140	1	30	
Dibromomethane	ug/L	ND	5000	5000	5480	5560	110	111	60-140	1	30	

Results presented on this page are in the units indicated by the "Units" column except where an alternate unit is presented to the right of the result.

REPORT OF LABORATORY ANALYSIS

This report shall not be reproduced, except in full,
without the written consent of Pace Analytical Services, LLC.

Pace Analytical Services, LLC
9800 Kincey Ave. Suite 100
Huntersville, NC 28078
(704)875-9092

QUALITY CONTROL DATA

Project: 2020-L1-SR-2448
Pace Project No.: 92607105

MATRIX SPIKE & MATRIX SPIKE DUPLICATE: 3662830 3662831

Parameter	Units	92606660003 Result	MS Spike Conc.	MSD Spike Conc.	MS Result	MSD Result	MS % Rec	MSD % Rec	% Rec Limits	RPD	Max RPD	Qual
Dichlorodifluoromethane	ug/L	ND	5000	5000	6670	6620	133	132	60-140	1	30	
Diisopropyl ether	ug/L	ND	5000	5000	6260	6130	125	123	60-140	2	30	
Ethanol	ug/L	ND	200000	200000	248000	253000	124	126	60-140	2	30	
Ethylbenzene	ug/L	2390	5000	5000	8280	8200	118	116	60-140	1	30	
Hexachloro-1,3-butadiene	ug/L	ND	5000	5000	5650	5610	113	112	60-140	1	30	
Isopropylbenzene (Cumene)	ug/L	ND	5000	5000	5930	5870	117	116	60-140	1	30	
m&p-Xylene	ug/L	7090	10000	10000	18600	18600	115	115	60-140	0	30	
Methyl-tert-butyl ether	ug/L	ND	5000	5000	5440	5380	109	108	60-140	1	30	
Methylene Chloride	ug/L	ND	5000	5000	5360	5140	107	103	60-140	4	30	
n-Butylbenzene	ug/L	ND	5000	5000	5820	5870	116	117	60-140	1	30	
n-Propylbenzene	ug/L	219	5000	5000	5800	5710	112	110	60-140	2	30	
Naphthalene	ug/L	591	5000	5000	5610	5920	100	107	60-140	5	30	
o-Xylene	ug/L	3720	5000	5000	9470	9330	115	112	60-140	2	30	
sec-Butylbenzene	ug/L	ND	5000	5000	5840	5880	117	118	60-140	1	30	
Styrene	ug/L	ND	5000	5000	5780	5730	114	113	60-140	1	30	
tert-Butylbenzene	ug/L	ND	5000	5000	4830	4850	97	97	60-140	1	30	
Tetrachloroethene	ug/L	ND	5000	5000	6110	5970	122	119	60-140	2	30	
Toluene	ug/L	31900	5000	5000	35000	35000	61	61	60-140	0	30	
trans-1,2-Dichloroethene	ug/L	ND	5000	5000	6340	6190	127	124	60-140	2	30	
trans-1,3-Dichloropropene	ug/L	ND	5000	5000	5270	5290	105	106	60-140	0	30	
Trichloroethene	ug/L	ND	5000	5000	6490	6470	130	129	60-140	0	30	
Trichlorofluoromethane	ug/L	ND	5000	5000	7990	7750	160	155	60-140	3	30	M1
Vinyl chloride	ug/L	ND	5000	5000	7320	7230	146	145	60-140	1	30	M1
1,2-Dichloroethane-d4 (S)	%						105	98	70-130			
4-Bromofluorobenzene (S)	%						98	98	70-130			
Toluene-d8 (S)	%						96	96	70-130			

Results presented on this page are in the units indicated by the "Units" column except where an alternate unit is presented to the right of the result.

REPORT OF LABORATORY ANALYSIS

This report shall not be reproduced, except in full,
without the written consent of Pace Analytical Services, LLC.

Pace Analytical Services, LLC
9800 Kincey Ave. Suite 100
Huntersville, NC 28078
(704)875-9092

QUALIFIERS

Project: 2020-L1-SR-2448
Pace Project No.: 92607105

DEFINITIONS

DF - Dilution Factor, if reported, represents the factor applied to the reported data due to dilution of the sample aliquot.

ND - Not Detected at or above adjusted reporting limit.

TNTC - Too Numerous To Count

J - Estimated concentration above the adjusted method detection limit and below the adjusted reporting limit.

MDL - Adjusted Method Detection Limit.

PQL - Practical Quantitation Limit.

RL - Reporting Limit - The lowest concentration value that meets project requirements for quantitative data with known precision and bias for a specific analyte in a specific matrix.

S - Surrogate

1,2-Diphenylhydrazine decomposes to and cannot be separated from Azobenzene using Method 8270. The result for each analyte is a combined concentration.

Consistent with EPA guidelines, unrounded data are displayed and have been used to calculate % recovery and RPD values.

LCS(D) - Laboratory Control Sample (Duplicate)

MS(D) - Matrix Spike (Duplicate)

DUP - Sample Duplicate

RPD - Relative Percent Difference

NC - Not Calculable.

SG - Silica Gel - Clean-Up

U - Indicates the compound was analyzed for, but not detected.

Acid preservation may not be appropriate for 2 Chloroethylvinyl ether.

A separate vial preserved to a pH of 4-5 is recommended in SW846 Chapter 4 for the analysis of Acrolein and Acrylonitrile by EPA Method 8260.

N-Nitrosodiphenylamine decomposes and cannot be separated from Diphenylamine using Method 8270. The result reported for each analyte is a combined concentration.

Reported results are not rounded until the final step prior to reporting. Therefore, calculated parameters that are typically reported as "Total" may vary slightly from the sum of the reported component parameters.

Pace Analytical is TNI accredited. Contact your Pace PM for the current list of accredited analytes.

TNI - The NELAC Institute.

ANALYTE QUALIFIERS

M1	Matrix spike recovery exceeded QC limits. Batch accepted based on laboratory control sample (LCS) recovery.
N2	The lab does not hold NELAC/TNI accreditation for this parameter but other accreditations/certifications may apply. A complete list of accreditations/certifications is available upon request.

This report shall not be reproduced, except in full,
without the written consent of Pace Analytical Services, LLC.

Pace Analytical Services, LLC
9800 Kincey Ave. Suite 100
Huntersville, NC 28078
(704)875-9092

QUALITY CONTROL DATA CROSS REFERENCE TABLE

Project: 2020-L1-SR-2448
Pace Project No.: 92607105

Lab ID	Sample ID	QC Batch Method	QC Batch	Analytical Method	Analytical Batch
92607105001	**FB-1**	MADEP VPH	703390		
92607105002	**DUP-1**	MADEP VPH	703470		
92607105001	**FB-1**	EPA 3010A	703618	EPA 6020B	703731
92607105002	**DUP-1**	EPA 3010A	703618	EPA 6020B	703731
92607105001	**FB-1**	SM 6200B	701565		
92607105002	**DUP-1**	SM 6200B	701565		
92607105003	**TRIP BLANK**	SM 6200B	701748		

This report shall not be reproduced, except in full,
without the written consent of Pace Analytical Services, LLC.

CHAIN-OF-CUSTODY Analytical Request Document

Pace Analytical

Chain-of-Custody is a LEGAL DOCUMENT - Complete all relevent fields

LAB WO#: 92607105 — Pace Workorder Number or

92607105

LY

Company:	Apex Companies
Address:	5900 Northwoods Bus. Pkwy Ste O.
Report To:	Andrew Street
Email To:	Andrew.Street@apexcos.com
Copy To:	Tom Naumann
Site Collection Info/Address:	Tom.Naumann@apexcos.com
Customer Project Name/Number:	2020-LI-SR-2448
State: County/City:	NC / Mecklenburg
Time Zone Collected:	[ ] PT [ ] MT [ ] CT [ ] ET
Phone:	
Email:	
Site/Facility ID #:	CPC Huntersville
Compliance Monitoring?	[ ] Yes [ ] No
Collected By (print):	Jamie Humphrey
Purchase Order #:	
Quote #:	
DW PWS ID #:	
DW Location Code:	
Collected By (signature):	Jamie Humphrey
Turnaround Date Required:	ASAP
Immediately Packed on Ice:	[✓] Yes [ ] No
Sample Disposal:	[✓] Dispose as appropriate [ ] Return [ ] Archive: _____ [ ] Hold: _____
Rush:	[ ] Same Day [ ] Next Day [ ] 2 Day [ ] 3 Day [ ] 4 Day [ ] 5 Day (Expedite Charges Apply)
Field Filtered (if applicable):	[ ] Yes [ ] No Analysis: _____

Container Preservative **: 3 3 1

** Preservative Types: (1) nitric acid, (2) sulfuric acid, (3) hydrochloric acid, (4) sodium hydroxide, (5) zinc acetate, (6) methanol, (7) sodium bisulfate, (8) sodium thiosulfate, (9) hexane, (A) ascorbic acid, (B) ammonium sulfate, (C) ammonium hydroxide, (D) TSP, (U) Unpreserved, (O) Other _____

Analyses: VOC 6200B; MADEP VPH; Lead

* Matrix Codes (Insert in Matrix box below): Drinking Water (DW), Ground Water (GW), Wastewater (WW), Product (P), Soil/Solid (SL), Oil (OL), Wipe (WP), Air (AR), Tissue (TS), Bioassay (B), Vapor (V), Other (OT)

Customer Sample ID	Matrix *	Comp / Grab	Collected (or Composite Start) Date	Collected (or Composite Start) Time	Composite End Date	Composite End Time	Res Cl	# of Ctns	VOC 6200B	MADEP VPH	Lead	Lab Sample # / Comments
FB-1	DW	G	5/31/22						X	X	X	001
~~EB~~ + DUP-1	DW	G	5/31/22						X	X	X	002
Trip Blank	DW	G										003

Lab Profile/Line:

Lab Sample Receipt Checklist:

Custody Seals Present/Intact	Y	N	NA
Custody Signatures Present	Y	N	NA
Collector Signature Present	Y	N	NA
Bottles Intact	Y	N	NA
Correct Bottles	Y	N	NA
Sufficient Volume	Y	N	NA
Samples Received on Ice	Y	N	NA
VOA - Headspace Acceptable	Y	N	NA
USDA Regulated Soils	Y	N	NA
Samples in Holding Time	Y	N	NA
Residual Chlorine Present	Y	N	NA
Cl Strips:			
Sample pH Acceptable	Y	N	NA
pH Strips: 223819AN			
Sulfide Present	Y	N	NA
Lead Acetate Strips:			

MS 5/31/22

LAB USE ONLY:
Lab Sample # / Comments:
92607105

Customer Remarks / Special Conditions / Possible Hazards:

Type of Ice Used: Wet Blue Dry None

Packing Material Used: bb

Radchem sample(s) screened (<500 cpm): Y N NA

SHORT HOLDS PRESENT (<72 hours): Y N N/A

Lab Tracking #: 2517690

Samples received via: FEDEX UPS Client Courier Pace Courier

MS 5/31/22

Lab Sample Temperature Info:
Temp Blank Received: Y N NA
Therm ID#: 92TC41
Cooler 1 Temp Upon Receipt: 1.1 oC
Cooler 1 Therm Corr. Factor: 0 oC
Cooler 1 Corrected Temp: 1.1 oC
Comments:

Trip Blank Received: Y N NA
HCL MeOH TSP Other

MS 5/31/22

Relinquished by/Company: (Signature)	Date/Time:	Received by/Company: (Signature)	Date/Time:	MTJL LAB USE ONLY
James Humphrey / Apex	5/31/22 1250	CS Pace	5/31/22 1250	Table #:
Relinquished by/Company: (Signature)	Date/Time:	Received by/Company: (Signature)	Date/Time:	Acctnum:
				Template:
				Prelogin:
Relinquished by/Company: (Signature)	Date/Time:	Received by/Company: (Signature)	Date/Time:	PM:
				PB:

Non Conformance(s): YES / NO

Page: 1 of: 1

Pace Analytical Services, LLC
9800 Kincey Ave. Suite 100
Huntersville, NC 28078
(704)875-9092

June 22, 2022

Andrew Street
Apex Companies - NC
5900 Northwoods Business Pkwy
Suite 5900-0
Charlotte, NC 28269

RE: Project: 2020-L1-2448
Pace Project No.: 92608268

Dear Andrew Street:

Enclosed are the analytical results for sample(s) received by the laboratory on June 07, 2022. The results relate only to the samples included in this report. Results reported herein conform to the applicable TNI/NELAC Standards and the laboratory's Quality Manual, where applicable, unless otherwise noted in the body of the report.

The test results provided in this final report were generated by each of the following laboratories within the Pace Network:

- Pace Analytical Services - Asheville
- Pace Analytical Services - Charlotte

A revised laboratory report is being submitted on 6/22/22 to include VPH reanalysis results.

If you have any questions concerning this report, please feel free to contact me.

Sincerely,

Angela M. Baioni

Angela Baioni
angela.baioni@pacelabs.com
(704)875-9092
Project Manager

Enclosures

cc: J Culbreath, Colonial Pipeline Company
Naomi Fretz, APEX Companies, LLC
Robert Hughes, Colonial Pipeline
Jamie Moran, APEX Companies, LLC
Jeff Morrison, Colonial Pipeline Company
Tom Naumann, APEX Companies - NC
Joe Nicolette, Montrose-EPS
Kaitlyn Nootens, Apex Companies
Christopher Schultz, Apex Companies
Matt Teixeira, Apex Companies, LLC
Michael Verdon, Colonial Pipeline Company
JM Wyatt, Colonial Pipeline Company

REPORT OF LABORATORY ANALYSIS

This report shall not be reproduced, except in full,
without the written consent of Pace Analytical Services, LLC.

Pace Analytical Services, LLC
9800 Kincey Ave. Suite 100
Huntersville, NC 28078
(704)875-9092

CERTIFICATIONS

Project: 2020-L1-2448
Pace Project No.: 92608268

Pace Analytical Services Charlotte

South Carolina Laboratory ID: 99006
9800 Kincey Ave. Ste 100, Huntersville, NC 28078
North Carolina Drinking Water Certification #: 37706
North Carolina Field Services Certification #: 5342
North Carolina Wastewater Certification #: 12
South Carolina Laboratory ID: 99006
South Carolina Certification #: 99006001
South Carolina Drinking Water Cert. #: 99006003
Florida/NELAP Certification #: E87627
Kentucky UST Certification #: 84
Louisiana DoH Drinking Water #: LA029
Virginia/VELAP Certification #: 460221

Pace Analytical Services Asheville

2225 Riverside Drive, Asheville, NC 28804
Florida/NELAP Certification #: E87648
North Carolina Drinking Water Certification #: 37712
North Carolina Wastewater Certification #: 40
South Carolina Laboratory ID: 99030
South Carolina Certification #: 99030001
Virginia/VELAP Certification #: 460222

This report shall not be reproduced, except in full,
without the written consent of Pace Analytical Services, LLC.

Pace Analytical Services, LLC
9800 Kincey Ave. Suite 100
Huntersville, NC 28078
(704)875-9092

SAMPLE SUMMARY

Project: 2020-L1-2448
Pace Project No.: 92608268

Lab ID	Sample ID	Matrix	Date Collected	Date Received
92608268001	**13800-HC-RD-20220607**	Water	06/07/22 09:00	06/07/22 11:35

This report shall not be reproduced, except in full,
without the written consent of Pace Analytical Services, LLC.

Pace Analytical Services, LLC
9800 Kincey Ave. Suite 100
Huntersville, NC 28078
(704)875-9092

SAMPLE ANALYTE COUNT

Project: 2020-L1-2448
Pace Project No.: 92608268

Lab ID	Sample ID	Method	Analysts	Analytes Reported	Laboratory
92608268001	**13800-HC-RD-20220607**	MADEP VPH	MAD	6	PASI-C
		EPA 6020B	DBB1	1	PASI-A
		SM 6200B	SAS	64	PASI-C

PASI-A = Pace Analytical Services - Asheville
PASI-C = Pace Analytical Services - Charlotte

This report shall not be reproduced, except in full,
without the written consent of Pace Analytical Services, LLC.

Pace Analytical Services, LLC
9800 Kincey Ave. Suite 100
Huntersville, NC 28078
(704)875-9092

ANALYTICAL RESULTS

Project: 2020-L1-2448
Pace Project No.: 92608268

Sample: 13800-HC-RD-20220607 **Lab ID: 92608268001** Collected: 06/07/22 09:00 Received: 06/07/22 11:35 Matrix: Water

Parameters	Results	Units	Report Limit	MDL	DF	Prepared	Analyzed	CAS No.	Qual
VPH NC Water	Analytical Method: MADEP VPH Pace Analytical Services - Charlotte								
Total VPH (C5-C12)	ND	ug/L	50.0	50.0	1		06/17/22 20:44		N2
Aliphatic (C05-C08)	ND	ug/L	50.0	50.0	1		06/17/22 20:44		N2
Aliphatic(C09-C12) Adjusted	ND	ug/L	50.0	50.0	1		06/17/22 20:44		N2
Aromatic (C09-C10)	ND	ug/L	50.0	50.0	1		06/17/22 20:44		N2
Surrogates									
4-Bromofluorobenzene (FID) (S)	101	%	70-130		1		06/17/22 20:44	460-00-4	
4-Bromofluorobenzene (PID) (S)	100	%	70-130		1		06/17/22 20:44	460-00-4	
6020 MET ICPMS	Analytical Method: EPA 6020B Preparation Method: EPA 3010A Pace Analytical Services - Asheville								
Lead	**2.1**	ug/L	1.0	0.077	1	06/11/22 01:56	06/12/22 23:16	7439-92-1	
6200B MSV	Analytical Method: SM 6200B Pace Analytical Services - Charlotte								
Benzene	ND	ug/L	0.50	0.34	1		06/09/22 14:14	71-43-2	
Bromobenzene	ND	ug/L	0.50	0.29	1		06/09/22 14:14	108-86-1	
Bromochloromethane	ND	ug/L	0.50	0.47	1		06/09/22 14:14	74-97-5	
Bromodichloromethane	ND	ug/L	0.50	0.31	1		06/09/22 14:14	75-27-4	
Bromoform	ND	ug/L	0.50	0.34	1		06/09/22 14:14	75-25-2	
Bromomethane	ND	ug/L	5.0	1.7	1		06/09/22 14:14	74-83-9	
n-Butylbenzene	ND	ug/L	0.50	0.49	1		06/09/22 14:14	104-51-8	
sec-Butylbenzene	ND	ug/L	0.50	0.40	1		06/09/22 14:14	135-98-8	
tert-Butylbenzene	ND	ug/L	0.50	0.32	1		06/09/22 14:14	98-06-6	
Carbon tetrachloride	ND	ug/L	0.50	0.33	1		06/09/22 14:14	56-23-5	
Chlorobenzene	ND	ug/L	0.50	0.28	1		06/09/22 14:14	108-90-7	
Chloroethane	ND	ug/L	1.0	0.65	1		06/09/22 14:14	75-00-3	
Chloroform	ND	ug/L	0.50	0.43	1		06/09/22 14:14	67-66-3	
Chloromethane	ND	ug/L	1.0	0.54	1		06/09/22 14:14	74-87-3	
2-Chlorotoluene	ND	ug/L	0.50	0.32	1		06/09/22 14:14	95-49-8	
4-Chlorotoluene	ND	ug/L	0.50	0.32	1		06/09/22 14:14	106-43-4	
1,2-Dibromo-3-chloropropane	ND	ug/L	1.0	0.34	1		06/09/22 14:14	96-12-8	
Dibromochloromethane	ND	ug/L	0.50	0.36	1		06/09/22 14:14	124-48-1	
1,2-Dibromoethane (EDB)	ND	ug/L	0.50	0.27	1		06/09/22 14:14	106-93-4	
Dibromomethane	ND	ug/L	0.50	0.39	1		06/09/22 14:14	74-95-3	
1,2-Dichlorobenzene	ND	ug/L	0.50	0.34	1		06/09/22 14:14	95-50-1	
1,3-Dichlorobenzene	ND	ug/L	0.50	0.34	1		06/09/22 14:14	541-73-1	
1,4-Dichlorobenzene	ND	ug/L	0.50	0.33	1		06/09/22 14:14	106-46-7	
Dichlorodifluoromethane	ND	ug/L	0.50	0.35	1		06/09/22 14:14	75-71-8	
1,1-Dichloroethane	ND	ug/L	0.50	0.37	1		06/09/22 14:14	75-34-3	
1,2-Dichloroethane	ND	ug/L	0.50	0.32	1		06/09/22 14:14	107-06-2	
1,1-Dichloroethene	ND	ug/L	0.50	0.35	1		06/09/22 14:14	75-35-4	
cis-1,2-Dichloroethene	ND	ug/L	0.50	0.38	1		06/09/22 14:14	156-59-2	
trans-1,2-Dichloroethene	ND	ug/L	0.50	0.40	1		06/09/22 14:14	156-60-5	
1,2-Dichloropropane	ND	ug/L	0.50	0.36	1		06/09/22 14:14	78-87-5	
1,3-Dichloropropane	ND	ug/L	0.50	0.28	1		06/09/22 14:14	142-28-9	

REPORT OF LABORATORY ANALYSIS

This report shall not be reproduced, except in full,
without the written consent of Pace Analytical Services, LLC.

Pace Analytical Services, LLC
9800 Kincey Ave. Suite 100
Huntersville, NC 28078
(704)875-9092

ANALYTICAL RESULTS

Project: 2020-L1-2448
Pace Project No.: 92608268

Sample: 13800-HC-RD-20220607 **Lab ID: 92608268001** Collected: 06/07/22 09:00 Received: 06/07/22 11:35 Matrix: Water

Parameters	Results	Units	Report Limit	MDL	DF	Prepared	Analyzed	CAS No.	Qual
6200B MSV	Analytical Method: SM 6200B Pace Analytical Services - Charlotte								
2,2-Dichloropropane	ND	ug/L	0.50	0.39	1		06/09/22 14:14	594-20-7	
1,1-Dichloropropene	ND	ug/L	0.50	0.43	1		06/09/22 14:14	563-58-6	
cis-1,3-Dichloropropene	ND	ug/L	0.50	0.36	1		06/09/22 14:14	10061-01-5	
trans-1,3-Dichloropropene	ND	ug/L	0.50	0.36	1		06/09/22 14:14	10061-02-6	
Diisopropyl ether	ND	ug/L	0.50	0.31	1		06/09/22 14:14	108-20-3	
Ethanol	ND	ug/L	200	72.2	1		06/09/22 14:14	64-17-5	
Ethylbenzene	ND	ug/L	0.50	0.30	1		06/09/22 14:14	100-41-4	
Hexachloro-1,3-butadiene	ND	ug/L	2.0	1.5	1		06/09/22 14:14	87-68-3	
Isopropylbenzene (Cumene)	ND	ug/L	0.50	0.33	1		06/09/22 14:14	98-82-8	
Methylene Chloride	ND	ug/L	2.0	2.0	1		06/09/22 14:14	75-09-2	
Methyl-tert-butyl ether	ND	ug/L	0.50	0.42	1		06/09/22 14:14	1634-04-4	
Naphthalene	ND	ug/L	2.0	0.64	1		06/09/22 14:14	91-20-3	
n-Propylbenzene	ND	ug/L	0.50	0.34	1		06/09/22 14:14	103-65-1	
Styrene	ND	ug/L	0.50	0.29	1		06/09/22 14:14	100-42-5	
1,1,1,2-Tetrachloroethane	ND	ug/L	0.50	0.31	1		06/09/22 14:14	630-20-6	
1,1,2,2-Tetrachloroethane	ND	ug/L	0.50	0.22	1		06/09/22 14:14	79-34-5	
Tetrachloroethene	ND	ug/L	0.50	0.29	1		06/09/22 14:14	127-18-4	
Toluene	ND	ug/L	0.50	0.48	1		06/09/22 14:14	108-88-3	
1,2,3-Trichlorobenzene	ND	ug/L	2.0	0.81	1		06/09/22 14:14	87-61-6	
1,2,4-Trichlorobenzene	ND	ug/L	2.0	0.64	1		06/09/22 14:14	120-82-1	
1,1,1-Trichloroethane	ND	ug/L	0.50	0.33	1		06/09/22 14:14	71-55-6	
1,1,2-Trichloroethane	ND	ug/L	0.50	0.32	1		06/09/22 14:14	79-00-5	
Trichloroethene	ND	ug/L	0.50	0.38	1		06/09/22 14:14	79-01-6	
Trichlorofluoromethane	ND	ug/L	1.0	0.30	1		06/09/22 14:14	75-69-4	
1,2,3-Trichloropropane	ND	ug/L	0.50	0.26	1		06/09/22 14:14	96-18-4	
1,2,4-Trimethylbenzene	ND	ug/L	0.50	0.50	1		06/09/22 14:14	95-63-6	
1,3,5-Trimethylbenzene	ND	ug/L	0.50	0.33	1		06/09/22 14:14	108-67-8	
Vinyl chloride	ND	ug/L	1.0	0.39	1		06/09/22 14:14	75-01-4	
m&p-Xylene	ND	ug/L	1.0	0.71	1		06/09/22 14:14	179601-23-1	
o-Xylene	ND	ug/L	0.50	0.34	1		06/09/22 14:14	95-47-6	
Surrogates									
1,2-Dichloroethane-d4 (S)	87	%	70-130		1		06/09/22 14:14	17060-07-0	
4-Bromofluorobenzene (S)	100	%	70-130		1		06/09/22 14:14	460-00-4	
Toluene-d8 (S)	94	%	70-130		1		06/09/22 14:14	2037-26-5	

REPORT OF LABORATORY ANALYSIS

This report shall not be reproduced, except in full,
without the written consent of Pace Analytical Services, LLC.

Pace Analytical Services, LLC
9800 Kincey Ave. Suite 100
Huntersville, NC 28078
(704)875-9092

QUALITY CONTROL DATA

Project: 2020-L1-2448
Pace Project No.: 92608268

QC Batch: 705393
QC Batch Method: MADEP VPH
Analysis Method: MADEP VPH
Analysis Description: VPH NC Water
Laboratory: Pace Analytical Services - Charlotte
Associated Lab Samples: 92608268001

METHOD BLANK: 3680805 Matrix: Water
Associated Lab Samples: 92608268001

Parameter	Units	Blank Result	Reporting Limit	MDL	Analyzed	Qualifiers
Aliphatic (C05-C08)	ug/L	ND	50.0	50.0	06/17/22 20:15	N2
Aromatic (C09-C10)	ug/L	ND	50.0	50.0	06/17/22 20:15	N2
4-Bromofluorobenzene (FID) (S)	%	100	70-130		06/17/22 20:15	
4-Bromofluorobenzene (PID) (S)	%	100	70-130		06/17/22 20:15	

LABORATORY CONTROL SAMPLE & LCSD: 3680806 3680807

Parameter	Units	Spike Conc.	LCS Result	LCSD Result	LCS % Rec	LCSD % Rec	% Rec Limits	RPD	Max RPD	Qualifiers
Aliphatic (C05-C08)	ug/L	300	342	346	114	115	70-130	1	25	N2
Aromatic (C09-C10)	ug/L	100	114	112	114	112	70-130	2	25	N2
4-Bromofluorobenzene (FID) (S)	%				101	102	70-130			
4-Bromofluorobenzene (PID) (S)	%				101	102	70-130			

Results presented on this page are in the units indicated by the "Units" column except where an alternate unit is presented to the right of the result.

REPORT OF LABORATORY ANALYSIS

This report shall not be reproduced, except in full,
without the written consent of Pace Analytical Services, LLC.

Pace Analytical Services, LLC
9800 Kincey Ave. Suite 100
Huntersville, NC 28078
(704)875-9092

QUALITY CONTROL DATA

Project: 2020-L1-2448
Pace Project No.: 92608268

QC Batch: 703813
QC Batch Method: EPA 3010A
Analysis Method: EPA 6020B
Analysis Description: 6020 MET
Laboratory: Pace Analytical Services - Asheville
Associated Lab Samples: 92608268001

METHOD BLANK: 3673138 Matrix: Water
Associated Lab Samples: 92608268001

Parameter	Units	Blank Result	Reporting Limit	MDL	Analyzed	Qualifiers
Lead	ug/L	ND	1.0	0.077	06/12/22 23:08	

LABORATORY CONTROL SAMPLE: 3673139

Parameter	Units	Spike Conc.	LCS Result	LCS % Rec	% Rec Limits	Qualifiers
Lead	ug/L	50	48.1	96	80-120	

MATRIX SPIKE & MATRIX SPIKE DUPLICATE: 3673140 3673141

Parameter	Units	92608268001 Result	MS Spike Conc.	MSD Spike Conc.	MS Result	MSD Result	MS % Rec	MSD % Rec	% Rec Limits	RPD	Max RPD	Qual
Lead	ug/L	2.1	50	50	52.0	50.9	100	97	75-125	2	20	

Results presented on this page are in the units indicated by the "Units" column except where an alternate unit is presented to the right of the result.

REPORT OF LABORATORY ANALYSIS

This report shall not be reproduced, except in full,
without the written consent of Pace Analytical Services, LLC.

Pace Analytical Services, LLC
9800 Kincey Ave. Suite 100
Huntersville, NC 28078
(704)875-9092

QUALITY CONTROL DATA

Project: 2020-L1-2448
Pace Project No.: 92608268

QC Batch: 702973
QC Batch Method: SM 6200B
Analysis Method: SM 6200B
Analysis Description: 6200B MSV
Laboratory: Pace Analytical Services - Charlotte

Associated Lab Samples: 92608268001

METHOD BLANK: 3668484 Matrix: Water
Associated Lab Samples: 92608268001

Parameter	Units	Blank Result	Reporting Limit	MDL	Analyzed	Qualifiers
1,1,1,2-Tetrachloroethane	ug/L	ND	0.50	0.31	06/09/22 13:01	
1,1,1-Trichloroethane	ug/L	ND	0.50	0.33	06/09/22 13:01	
1,1,2,2-Tetrachloroethane	ug/L	ND	0.50	0.22	06/09/22 13:01	
1,1,2-Trichloroethane	ug/L	ND	0.50	0.32	06/09/22 13:01	
1,1-Dichloroethane	ug/L	ND	0.50	0.37	06/09/22 13:01	
1,1-Dichloroethene	ug/L	ND	0.50	0.35	06/09/22 13:01	
1,1-Dichloropropene	ug/L	ND	0.50	0.43	06/09/22 13:01	
1,2,3-Trichlorobenzene	ug/L	ND	2.0	0.81	06/09/22 13:01	
1,2,3-Trichloropropane	ug/L	ND	0.50	0.26	06/09/22 13:01	
1,2,4-Trichlorobenzene	ug/L	ND	2.0	0.64	06/09/22 13:01	
1,2,4-Trimethylbenzene	ug/L	ND	0.50	0.50	06/09/22 13:01	
1,2-Dibromo-3-chloropropane	ug/L	ND	1.0	0.34	06/09/22 13:01	
1,2-Dibromoethane (EDB)	ug/L	ND	0.50	0.27	06/09/22 13:01	
1,2-Dichlorobenzene	ug/L	ND	0.50	0.34	06/09/22 13:01	
1,2-Dichloroethane	ug/L	ND	0.50	0.32	06/09/22 13:01	
1,2-Dichloropropane	ug/L	ND	0.50	0.36	06/09/22 13:01	
1,3,5-Trimethylbenzene	ug/L	ND	0.50	0.33	06/09/22 13:01	
1,3-Dichlorobenzene	ug/L	ND	0.50	0.34	06/09/22 13:01	
1,3-Dichloropropane	ug/L	ND	0.50	0.28	06/09/22 13:01	
1,4-Dichlorobenzene	ug/L	ND	0.50	0.33	06/09/22 13:01	
2,2-Dichloropropane	ug/L	ND	0.50	0.39	06/09/22 13:01	
2-Chlorotoluene	ug/L	ND	0.50	0.32	06/09/22 13:01	
4-Chlorotoluene	ug/L	ND	0.50	0.32	06/09/22 13:01	
Benzene	ug/L	ND	0.50	0.34	06/09/22 13:01	
Bromobenzene	ug/L	ND	0.50	0.29	06/09/22 13:01	
Bromochloromethane	ug/L	ND	0.50	0.47	06/09/22 13:01	
Bromodichloromethane	ug/L	ND	0.50	0.31	06/09/22 13:01	
Bromoform	ug/L	ND	0.50	0.34	06/09/22 13:01	
Bromomethane	ug/L	ND	5.0	1.7	06/09/22 13:01	
Carbon tetrachloride	ug/L	ND	0.50	0.33	06/09/22 13:01	
Chlorobenzene	ug/L	ND	0.50	0.28	06/09/22 13:01	
Chloroethane	ug/L	ND	1.0	0.65	06/09/22 13:01	
Chloroform	ug/L	ND	0.50	0.43	06/09/22 13:01	
Chloromethane	ug/L	ND	1.0	0.54	06/09/22 13:01	
cis-1,2-Dichloroethene	ug/L	ND	0.50	0.38	06/09/22 13:01	
cis-1,3-Dichloropropene	ug/L	ND	0.50	0.36	06/09/22 13:01	
Dibromochloromethane	ug/L	ND	0.50	0.36	06/09/22 13:01	
Dibromomethane	ug/L	ND	0.50	0.39	06/09/22 13:01	
Dichlorodifluoromethane	ug/L	ND	0.50	0.35	06/09/22 13:01	
Diisopropyl ether	ug/L	ND	0.50	0.31	06/09/22 13:01	

Results presented on this page are in the units indicated by the "Units" column except where an alternate unit is presented to the right of the result.

REPORT OF LABORATORY ANALYSIS

This report shall not be reproduced, except in full,
without the written consent of Pace Analytical Services, LLC.

Pace Analytical Services, LLC
9800 Kincey Ave. Suite 100
Huntersville, NC 28078
(704)875-9092

QUALITY CONTROL DATA

Project: 2020-L1-2448
Pace Project No.: 92608268

METHOD BLANK: 3668484 Matrix: Water
Associated Lab Samples: 92608268001

Parameter	Units	Blank Result	Reporting Limit	MDL	Analyzed	Qualifiers
Ethanol	ug/L	ND	200	72.2	06/09/22 13:01	
Ethylbenzene	ug/L	ND	0.50	0.30	06/09/22 13:01	
Hexachloro-1,3-butadiene	ug/L	ND	2.0	1.5	06/09/22 13:01	
Isopropylbenzene (Cumene)	ug/L	ND	0.50	0.33	06/09/22 13:01	
m&p-Xylene	ug/L	ND	1.0	0.71	06/09/22 13:01	
Methyl-tert-butyl ether	ug/L	ND	0.50	0.42	06/09/22 13:01	
Methylene Chloride	ug/L	ND	2.0	2.0	06/09/22 13:01	
n-Butylbenzene	ug/L	ND	0.50	0.49	06/09/22 13:01	
n-Propylbenzene	ug/L	ND	0.50	0.34	06/09/22 13:01	
Naphthalene	ug/L	ND	2.0	0.64	06/09/22 13:01	
o-Xylene	ug/L	ND	0.50	0.34	06/09/22 13:01	
sec-Butylbenzene	ug/L	ND	0.50	0.40	06/09/22 13:01	
Styrene	ug/L	ND	0.50	0.29	06/09/22 13:01	
tert-Butylbenzene	ug/L	ND	0.50	0.32	06/09/22 13:01	
Tetrachloroethene	ug/L	ND	0.50	0.29	06/09/22 13:01	
Toluene	ug/L	ND	0.50	0.48	06/09/22 13:01	
trans-1,2-Dichloroethene	ug/L	ND	0.50	0.40	06/09/22 13:01	
trans-1,3-Dichloropropene	ug/L	ND	0.50	0.36	06/09/22 13:01	
Trichloroethene	ug/L	ND	0.50	0.38	06/09/22 13:01	
Trichlorofluoromethane	ug/L	ND	1.0	0.30	06/09/22 13:01	
Vinyl chloride	ug/L	ND	1.0	0.39	06/09/22 13:01	
1,2-Dichloroethane-d4 (S)	%	86	70-130		06/09/22 13:01	
4-Bromofluorobenzene (S)	%	97	70-130		06/09/22 13:01	
Toluene-d8 (S)	%	97	70-130		06/09/22 13:01	

LABORATORY CONTROL SAMPLE: 3668485

Parameter	Units	Spike Conc.	LCS Result	LCS % Rec	% Rec Limits	Qualifiers
1,1,1,2-Tetrachloroethane	ug/L	50	49.6	99	60-140	
1,1,1-Trichloroethane	ug/L	50	39.2	78	60-140	
1,1,2,2-Tetrachloroethane	ug/L	50	46.4	93	60-140	
1,1,2-Trichloroethane	ug/L	50	44.8	90	60-140	
1,1-Dichloroethane	ug/L	50	37.4	75	60-140	
1,1-Dichloroethene	ug/L	50	38.4	77	60-140	
1,1-Dichloropropene	ug/L	50	39.5	79	60-140	
1,2,3-Trichlorobenzene	ug/L	50	50.3	101	60-140	
1,2,3-Trichloropropane	ug/L	50	41.3	83	60-140	
1,2,4-Trichlorobenzene	ug/L	50	47.9	96	60-140	
1,2,4-Trimethylbenzene	ug/L	50	46.4	93	60-140	
1,2-Dibromo-3-chloropropane	ug/L	50	48.4	97	60-140	
1,2-Dibromoethane (EDB)	ug/L	50	48.4	97	60-140	
1,2-Dichlorobenzene	ug/L	50	47.3	95	60-140	
1,2-Dichloroethane	ug/L	50	37.8	76	60-140	
1,2-Dichloropropane	ug/L	50	43.4	87	60-140	

Results presented on this page are in the units indicated by the "Units" column except where an alternate unit is presented to the right of the result.

REPORT OF LABORATORY ANALYSIS

This report shall not be reproduced, except in full,
without the written consent of Pace Analytical Services, LLC.

Pace Analytical Services, LLC
9800 Kincey Ave. Suite 100
Huntersville, NC 28078
(704)875-9092

QUALITY CONTROL DATA

Project: 2020-L1-2448
Pace Project No.: 92608268

LABORATORY CONTROL SAMPLE: 3668485

Parameter	Units	Spike Conc.	LCS Result	LCS % Rec	% Rec Limits	Qualifiers
1,3,5-Trimethylbenzene	ug/L	50	47.4	95	60-140	
1,3-Dichlorobenzene	ug/L	50	45.9	92	60-140	
1,3-Dichloropropane	ug/L	50	45.2	90	60-140	
1,4-Dichlorobenzene	ug/L	50	46.3	93	60-140	
2,2-Dichloropropane	ug/L	50	37.8	76	60-140	
2-Chlorotoluene	ug/L	50	46.3	93	60-140	
4-Chlorotoluene	ug/L	50	46.5	93	60-140	
Benzene	ug/L	50	41.5	83	60-140	
Bromobenzene	ug/L	50	47.3	95	60-140	
Bromochloromethane	ug/L	50	35.1	70	60-140	
Bromodichloromethane	ug/L	50	47.2	94	60-140	
Bromoform	ug/L	50	41.5	83	60-140	
Bromomethane	ug/L	50	38.2	76	60-140	
Carbon tetrachloride	ug/L	50	46.2	92	60-140	
Chlorobenzene	ug/L	50	45.9	92	60-140	
Chloroethane	ug/L	50	40.5	81	60-140	
Chloroform	ug/L	50	37.7	75	60-140	
Chloromethane	ug/L	50	35.8	72	60-140	
cis-1,2-Dichloroethene	ug/L	50	37.3	75	60-140	
cis-1,3-Dichloropropene	ug/L	50	45.7	91	60-140	
Dibromochloromethane	ug/L	50	50.3	101	60-140	
Dibromomethane	ug/L	50	46.1	92	60-140	
Dichlorodifluoromethane	ug/L	50	39.0	78	60-140	
Diisopropyl ether	ug/L	50	37.5	75	60-140	
Ethanol	ug/L	2000	1400	70	60-140	
Ethylbenzene	ug/L	50	44.4	89	60-140	
Hexachloro-1,3-butadiene	ug/L	50	48.3	97	60-140	
Isopropylbenzene (Cumene)	ug/L	50	44.9	90	60-140	
m&p-Xylene	ug/L	100	90.5	91	60-140	
Methyl-tert-butyl ether	ug/L	50	37.7	75	60-140	
Methylene Chloride	ug/L	50	35.7	71	60-140	
n-Butylbenzene	ug/L	50	47.0	94	60-140	
n-Propylbenzene	ug/L	50	45.9	92	60-140	
Naphthalene	ug/L	50	50.3	101	60-140	
o-Xylene	ug/L	50	46.7	93	60-140	
sec-Butylbenzene	ug/L	50	46.0	92	60-140	
Styrene	ug/L	50	47.5	95	60-140	
tert-Butylbenzene	ug/L	50	40.2	80	60-140	
Tetrachloroethene	ug/L	50	45.7	91	60-140	
Toluene	ug/L	50	43.2	86	60-140	
trans-1,2-Dichloroethene	ug/L	50	37.8	76	60-140	
trans-1,3-Dichloropropene	ug/L	50	45.9	92	60-140	
Trichloroethene	ug/L	50	44.0	88	60-140	
Trichlorofluoromethane	ug/L	50	39.5	79	60-140	
Vinyl chloride	ug/L	50	37.0	74	60-140	
1,2-Dichloroethane-d4 (S)	%			80	70-130	
4-Bromofluorobenzene (S)	%			101	70-130	

Results presented on this page are in the units indicated by the "Units" column except where an alternate unit is presented to the right of the result.

REPORT OF LABORATORY ANALYSIS

This report shall not be reproduced, except in full,
without the written consent of Pace Analytical Services, LLC.

Pace Analytical Services, LLC
9800 Kincey Ave. Suite 100
Huntersville, NC 28078
(704)875-9092

QUALITY CONTROL DATA

Project: 2020-L1-2448
Pace Project No.: 92608268

LABORATORY CONTROL SAMPLE: 3668485

Parameter	Units	Spike Conc.	LCS Result	LCS % Rec	% Rec Limits	Qualifiers
Toluene-d8 (S)	%			97	70-130	

MATRIX SPIKE & MATRIX SPIKE DUPLICATE: 3668486 3668487

Parameter	Units	92608314001 Result	MS Spike Conc.	MSD Spike Conc.	MS Result	MSD Result	MS % Rec	MSD % Rec	% Rec Limits	RPD	Max RPD	Qual
1,1,1,2-Tetrachloroethane	ug/L	ND	20	20	21.6	21.2	108	106	60-140	2	30	
1,1,1-Trichloroethane	ug/L	ND	20	20	17.8	17.7	89	88	60-140	0	30	
1,1,2,2-Tetrachloroethane	ug/L	ND	20	20	19.3	19.3	96	96	60-140	0	30	
1,1,2-Trichloroethane	ug/L	ND	20	20	19.0	19.6	95	98	60-140	3	30	
1,1-Dichloroethane	ug/L	ND	20	20	16.5	16.4	83	82	60-140	1	30	
1,1-Dichloroethene	ug/L	ND	20	20	17.1	17.4	85	87	60-140	2	30	
1,1-Dichloropropene	ug/L	ND	20	20	17.3	17.9	87	89	60-140	3	30	
1,2,3-Trichlorobenzene	ug/L	ND	20	20	19.4	19.7	97	98	60-140	1	30	
1,2,3-Trichloropropane	ug/L	ND	20	20	16.9	17.5	85	88	60-140	3	30	
1,2,4-Trichlorobenzene	ug/L	ND	20	20	18.6	18.2	93	91	60-140	2	30	
1,2,4-Trimethylbenzene	ug/L	ND	20	20	18.6	18.2	93	91	60-140	2	30	
1,2-Dibromo-3-chloropropane	ug/L	ND	20	20	19.7	18.7	99	94	60-140	5	30	
1,2-Dibromoethane (EDB)	ug/L	ND	20	20	20.3	20.5	102	102	60-140	1	30	
1,2-Dichlorobenzene	ug/L	ND	20	20	18.7	18.3	94	92	60-140	2	30	
1,2-Dichloroethane	ug/L	ND	20	20	16.8	16.8	84	84	60-140	0	30	
1,2-Dichloropropane	ug/L	ND	20	20	19.2	19.4	96	97	60-140	1	30	
1,3,5-Trimethylbenzene	ug/L	ND	20	20	20.0	19.5	100	97	60-140	2	30	
1,3-Dichlorobenzene	ug/L	ND	20	20	18.5	18.0	93	90	60-140	3	30	
1,3-Dichloropropane	ug/L	ND	20	20	19.9	19.5	100	97	60-140	2	30	
1,4-Dichlorobenzene	ug/L	ND	20	20	18.0	17.7	90	89	60-140	2	30	
2,2-Dichloropropane	ug/L	ND	20	20	15.0	15.5	75	77	60-140	3	30	
2-Chlorotoluene	ug/L	ND	20	20	19.0	18.5	95	93	60-140	2	30	
4-Chlorotoluene	ug/L	ND	20	20	19.0	18.2	95	91	60-140	5	30	
Benzene	ug/L	ND	20	20	18.1	17.8	91	89	60-140	2	30	
Bromobenzene	ug/L	ND	20	20	20.0	19.8	100	99	60-140	1	30	
Bromochloromethane	ug/L	ND	20	20	16.3	17.8	82	89	60-140	9	30	
Bromodichloromethane	ug/L	ND	20	20	20.0	19.7	100	98	60-140	2	30	
Bromoform	ug/L	ND	20	20	17.1	17.0	86	85	60-140	1	30	
Bromomethane	ug/L	ND	20	20	12.7	15.0	64	75	60-140	16	30	
Carbon tetrachloride	ug/L	ND	20	20	20.5	20.6	102	103	60-140	1	30	
Chlorobenzene	ug/L	ND	20	20	19.6	19.7	98	99	60-140	0	30	
Chloroethane	ug/L	ND	20	20	19.5	20.5	98	103	60-140	5	30	
Chloroform	ug/L	ND	20	20	16.2	17.4	81	87	60-140	7	30	
Chloromethane	ug/L	ND	20	20	12.4	14.0	62	70	60-140	12	30	
cis-1,2-Dichloroethene	ug/L	ND	20	20	16.4	16.8	82	84	60-140	2	30	
cis-1,3-Dichloropropene	ug/L	ND	20	20	18.3	18.4	92	92	60-140	0	30	
Dibromochloromethane	ug/L	ND	20	20	20.3	20.3	101	101	60-140	0	30	
Dibromomethane	ug/L	ND	20	20	18.5	18.7	93	93	60-140	1	30	

Results presented on this page are in the units indicated by the "Units" column except where an alternate unit is presented to the right of the result.

REPORT OF LABORATORY ANALYSIS

This report shall not be reproduced, except in full,
without the written consent of Pace Analytical Services, LLC.

Pace Analytical Services, LLC
9800 Kincey Ave. Suite 100
Huntersville, NC 28078
(704)875-9092

QUALITY CONTROL DATA

Project: 2020-L1-2448
Pace Project No.: 92608268

MATRIX SPIKE & MATRIX SPIKE DUPLICATE: 3668486 3668487

Parameter	Units	92608314001 Result	MS Spike Conc.	MSD Spike Conc.	MS Result	MSD Result	MS % Rec	MSD % Rec	% Rec Limits	RPD	Max RPD	Qual
Dichlorodifluoromethane	ug/L	ND	20	20	16.9	17.5	85	87	60-140	3	30	
Diisopropyl ether	ug/L	ND	20	20	16.0	16.2	80	81	60-140	1	30	
Ethanol	ug/L	ND	800	800	650	651	81	81	60-140	0	30	
Ethylbenzene	ug/L	ND	20	20	19.4	18.9	97	94	60-140	3	30	
Hexachloro-1,3-butadiene	ug/L	ND	20	20	18.8	19.1	94	95	60-140	1	30	
Isopropylbenzene (Cumene)	ug/L	ND	20	20	19.2	18.9	96	94	60-140	2	30	
m&p-Xylene	ug/L	ND	40	40	38.6	38.2	97	95	60-140	1	30	
Methyl-tert-butyl ether	ug/L	ND	20	20	15.7	16.1	78	81	60-140	3	30	
Methylene Chloride	ug/L	ND	20	20	14.4	14.4	72	72	60-140	0	30	
n-Butylbenzene	ug/L	ND	20	20	18.7	18.4	93	92	60-140	2	30	
n-Propylbenzene	ug/L	ND	20	20	19.4	18.8	97	94	60-140	3	30	
Naphthalene	ug/L	ND	20	20	19.4	18.7	97	93	60-140	4	30	
o-Xylene	ug/L	ND	20	20	19.5	19.3	98	96	60-140	1	30	
sec-Butylbenzene	ug/L	ND	20	20	19.4	19.1	97	95	60-140	1	30	
Styrene	ug/L	ND	20	20	18.8	18.6	94	93	60-140	1	30	
tert-Butylbenzene	ug/L	ND	20	20	17.1	16.9	86	84	60-140	1	30	
Tetrachloroethene	ug/L	ND	20	20	19.7	19.5	98	98	60-140	1	30	
Toluene	ug/L	ND	20	20	18.3	18.5	91	93	60-140	1	30	
trans-1,2-Dichloroethene	ug/L	ND	20	20	16.9	16.5	84	83	60-140	2	30	
trans-1,3-Dichloropropene	ug/L	ND	20	20	18.2	17.8	91	89	60-140	2	30	
Trichloroethene	ug/L	ND	20	20	18.9	18.9	95	95	60-140	0	30	
Trichlorofluoromethane	ug/L	ND	20	20	15.9	16.4	79	82	60-140	3	30	
Vinyl chloride	ug/L	ND	20	20	16.0	16.6	80	83	60-140	3	30	
1,2-Dichloroethane-d4 (S)	%						82	84	70-130			
4-Bromofluorobenzene (S)	%						100	101	70-130			
Toluene-d8 (S)	%						96	96	70-130			

Results presented on this page are in the units indicated by the "Units" column except where an alternate unit is presented to the right of the result.

REPORT OF LABORATORY ANALYSIS

This report shall not be reproduced, except in full,
without the written consent of Pace Analytical Services, LLC.

Pace Analytical Services, LLC
9800 Kincey Ave. Suite 100
Huntersville, NC 28078
(704)875-9092

QUALIFIERS

Project: 2020-L1-2448
Pace Project No.: 92608268

DEFINITIONS

DF - Dilution Factor, if reported, represents the factor applied to the reported data due to dilution of the sample aliquot.

ND - Not Detected at or above adjusted reporting limit.

TNTC - Too Numerous To Count

J - Estimated concentration above the adjusted method detection limit and below the adjusted reporting limit.

MDL - Adjusted Method Detection Limit.

PQL - Practical Quantitation Limit.

RL - Reporting Limit - The lowest concentration value that meets project requirements for quantitative data with known precision and bias for a specific analyte in a specific matrix.

S - Surrogate

1,2-Diphenylhydrazine decomposes to and cannot be separated from Azobenzene using Method 8270. The result for each analyte is a combined concentration.

Consistent with EPA guidelines, unrounded data are displayed and have been used to calculate % recovery and RPD values.

LCS(D) - Laboratory Control Sample (Duplicate)

MS(D) - Matrix Spike (Duplicate)

DUP - Sample Duplicate

RPD - Relative Percent Difference

NC - Not Calculable.

SG - Silica Gel - Clean-Up

U - Indicates the compound was analyzed for, but not detected.

Acid preservation may not be appropriate for 2 Chloroethylvinyl ether.

A separate vial preserved to a pH of 4-5 is recommended in SW846 Chapter 4 for the analysis of Acrolein and Acrylonitrile by EPA Method 8260.

N-Nitrosodiphenylamine decomposes and cannot be separated from Diphenylamine using Method 8270. The result reported for each analyte is a combined concentration.

Reported results are not rounded until the final step prior to reporting. Therefore, calculated parameters that are typically reported as "Total" may vary slightly from the sum of the reported component parameters.

Pace Analytical is TNI accredited. Contact your Pace PM for the current list of accredited analytes.

TNI - The NELAC Institute.

ANALYTE QUALIFIERS

N2	The lab does not hold NELAC/TNI accreditation for this parameter but other accreditations/certifications may apply. A complete list of accreditations/certifications is available upon request.

REPORT OF LABORATORY ANALYSIS

This report shall not be reproduced, except in full,
without the written consent of Pace Analytical Services, LLC.

Pace Analytical Services, LLC
9800 Kincey Ave. Suite 100
Huntersville, NC 28078
(704)875-9092

QUALITY CONTROL DATA CROSS REFERENCE TABLE

Project: 2020-L1-2448
Pace Project No.: 92608268

Lab ID	Sample ID	QC Batch Method	QC Batch	Analytical Method	Analytical Batch
92608268001	**13800-HC-RD-20220607**	MADEP VPH	705393		
92608268001	**13800-HC-RD-20220607**	EPA 3010A	703813	EPA 6020B	703848
92608268001	**13800-HC-RD-20220607**	SM 6200B	702973		

This report shall not be reproduced, except in full,
without the written consent of Pace Analytical Services, LLC.

Pace Analytical

CHAIN-OF-CUSTODY Analytical Request Document

Chain-of-Custody is a LEGAL DOCUMENT - Complete all relevent fields

LAB USE ... umber or

WO# : 92608268

92608268

Containe

Company: Apex Companies

Address:

Billing Information:

Report To: Andrew Street

Email To: andrew.street@apexcos.com

Copy To:

Site Collection Info/Address: Huntersville Concord Rd

Customer Project Name/Number: 2020-L1-2448

State: NC / County/City: Huntersville

Time Zone Collected: [ ] PT [ ] MT [ ] CT [ ] ET

Phone:
Email:

Site/Facility ID #:

Compliance Monitoring? [ ] Yes [ ] No

Collected By (print): Vanessa Hunte

Purchase Order #:
Quote #:

DW PWS ID #:
DW Location Code:

Collected By (signature): [signature]

Turnaround Date Required: ASAP

Immediately Packed on Ice: [ ] Yes [ ] No

Sample Disposal: [ ] Dispose as appropriate [ ] Return [ ] Archive: _____ [ ] Hold: _____

Rush: [ ] Same Day [ ] Next Day [ ] 2 Day [ ] 3 Day [ ] 4 Day [ ] 5 Day (Expedite Charges Apply)

Field Filtered (if applicable): [ ] Yes [ ] No

Analysis: _____

* Matrix Codes (Insert in Matrix box below): Drinking Water (DW), Ground Water (GW), Wastewater (WW), Product (P), Soil/Solid (SL), Oil (OL), Wipe (WP), Air (AR), Tissue (TS), Bioassay (B), Vapor (V), Other (OT)

** Preservative Types: (1) nitric acid, (2) sulfuric acid, (3) hydrochloric acid, (4) sodium hydroxide, (5) zinc acetate, (6) methanol, (7) sodium bisulfate, (8) sodium thiosulfate, (9) hexane, (A) ascorbic acid, (B) ammonium sulfate, (C) ammonium hydroxide, (D) TSP, (U) Unpreserved, (O) Other _____

Analyses

Customer Sample ID	Matrix *	Comp / Grab	Collected (or Composite Start) Date	Collected (or Composite Start) Time	Composite End Date	Composite End Time	Res Cl	# of Ctns	VOCs 6200B	MADEP VPH	Lead							
13800-HC_Rd_20220607	DW	G	←	—	6/7/22	090C	—	8	x	x	x							
									/									

Lab Profile/Line:

Lab Sample Receipt Checklist:

Custody Seals Present/Intact Y N NA
Custody Signatures Present Y N NA
Collector Signature Present Y N NA
Bottles Intact Y N NA
Correct Bottles Y N NA
Sufficient Volume Y N NA
Samples Received on Ice Y N NA
VOA - Headspace Acceptable Y N NA
USDA Regulated Soils Y N NA
Samples in Holding Time Y N NA
Residual Chlorine Present Y N NA
Cl Strips: _____
Sample pH Acceptable Y N NA
pH Strips: 223819AU
Sulfide Present Y N NA
Lead Acetate Strips: _____

LAB USE ONLY:
Lab Sample # / Comments:
92608268
001

Customer Remarks / Special Conditions / Possible Hazards:

Type of Ice Used: Wet Blue Dry None

Packing Material Used: BB

Radchem sample(s) screened (<500 cpm): Y N NA

SHORT HOLDS PRESENT (<72 hours): Y N N/A

Lab Tracking #: 2517693

Samples received via: FEDEX UPS Client Courier Pace Courier

Lab Sample Temperature Info:
Temp Blank Received: Y N NA
Therm ID#: 92T064
Cooler 1 Temp Upon Receipt: 3.4 oC
Cooler 1 Therm Corr. Factor: 0 oC
Cooler 1 Corrected Temp: 3.4 oC
Comments:

Relinquished by/Company: (Signature)	Date/Time:	Received by/Company: (Signature)	Date/Time:
[signature] APEX	6/7/22 1135	DP PACE HVC	6/7/22 1135
Relinquished by/Company: (Signature)	Date/Time:	Received by/Company: (Signature)	Date/Time:
Relinquished by/Company: (Signature)	Date/Time:	Received by/Company: (Signature)	Date/Time:

MTJL LAB USE ONLY
Table #:
Acctnum:
Template:
Prelogin:
PM:
PB:

Trip Blank Received: Y N NA
HCL MeOH TSP Other

Non Conformance(s): YES / NO

Page: _____ of: _____

Pace Analytical Services, LLC
9800 Kincey Ave. Suite 100
Huntersville, NC 28078
(704)875-9092

June 14, 2022

Andrew Street
Apex Companies - NC
5900 Northwoods Business Pkwy
Suite 5900-0
Charlotte, NC 28269

RE: Project: 2020-LI-2448
Pace Project No.: 92608302

Dear Andrew Street:

Enclosed are the analytical results for sample(s) received by the laboratory on June 07, 2022. The results relate only to the samples included in this report. Results reported herein conform to the applicable TNI/NELAC Standards and the laboratory's Quality Manual, where applicable, unless otherwise noted in the body of the report.

The test results provided in this final report were generated by each of the following laboratories within the Pace Network:

- Pace Analytical Services - Asheville
- Pace Analytical Services - Charlotte

If you have any questions concerning this report, please feel free to contact me.

Sincerely,

Angela M. Baioni

Angela Baioni
angela.baioni@pacelabs.com
(704)875-9092
Project Manager

Enclosures

cc: J Culbreath, Colonial Pipeline Company
Naomi Fretz, APEX Companies, LLC
Robert Hughes, Colonial Pipeline
Jamie Moran, APEX Companies, LLC
Jeff Morrison, Colonial Pipeline Company
Tom Naumann, APEX Companies - NC
Joe Nicolette, Montrose-EPS
Kaitlyn Nootens, Apex Companies
Christopher Schultz, Apex Companies
Matt Teixeira, Apex Companies, LLC
Michael Verdon, Colonial Pipeline Company
JM Wyatt, Colonial Pipeline Company

REPORT OF LABORATORY ANALYSIS

This report shall not be reproduced, except in full,
without the written consent of Pace Analytical Services, LLC.

Pace Analytical Services, LLC
9800 Kincey Ave. Suite 100
Huntersville, NC 28078
(704)875-9092

CERTIFICATIONS

Project: 2020-LI-2448
Pace Project No.: 92608302

Pace Analytical Services Charlotte

South Carolina Laboratory ID: 99006
9800 Kincey Ave. Ste 100, Huntersville, NC 28078
North Carolina Drinking Water Certification #: 37706
North Carolina Field Services Certification #: 5342
North Carolina Wastewater Certification #: 12
South Carolina Laboratory ID: 99006
South Carolina Certification #: 99006001
South Carolina Drinking Water Cert. #: 99006003
Florida/NELAP Certification #: E87627
Kentucky UST Certification #: 84
Louisiana DoH Drinking Water #: LA029
Virginia/VELAP Certification #: 460221

Pace Analytical Services Asheville

2225 Riverside Drive, Asheville, NC 28804
Florida/NELAP Certification #: E87648
North Carolina Drinking Water Certification #: 37712
North Carolina Wastewater Certification #: 40
South Carolina Laboratory ID: 99030
South Carolina Certification #: 99030001
Virginia/VELAP Certification #: 460222

This report shall not be reproduced, except in full,
without the written consent of Pace Analytical Services, LLC.

Pace Analytical Services, LLC
9800 Kincey Ave. Suite 100
Huntersville, NC 28078
(704)875-9092

SAMPLE SUMMARY

Project: 2020-LI-2448
Pace Project No.: 92608302

Lab ID	Sample ID	Matrix	Date Collected	Date Received
92608302001	**DUP-1**	Water	06/07/22 00:00	06/07/22 11:35
92608302002	**FB-1**	Water	06/07/22 00:00	06/07/22 11:35
92608302003	**Trip Blank**	Water	06/07/22 00:00	06/07/22 11:35

This report shall not be reproduced, except in full,
without the written consent of Pace Analytical Services, LLC.

Pace Analytical Services, LLC
9800 Kincey Ave. Suite 100
Huntersville, NC 28078
(704)875-9092

SAMPLE ANALYTE COUNT

Project: 2020-LI-2448
Pace Project No.: 92608302

Lab ID	Sample ID	Method	Analysts	Analytes Reported	Laboratory
92608302001	**DUP-1**	MADEP VPH	MAD	6	PASI-C
		EPA 6020B	DBB1	1	PASI-A
		SM 6200B	SAS	64	PASI-C
92608302002	**FB-1**	MADEP VPH	MAD	6	PASI-C
		EPA 6020B	DBB1	1	PASI-A
		SM 6200B	SAS	64	PASI-C
92608302003	**Trip Blank**	SM 6200B	SAS	64	PASI-C

PASI-A = Pace Analytical Services - Asheville
PASI-C = Pace Analytical Services - Charlotte

This report shall not be reproduced, except in full,
without the written consent of Pace Analytical Services, LLC.

Pace Analytical Services, LLC
9800 Kincey Ave. Suite 100
Huntersville, NC 28078
(704)875-9092

ANALYTICAL RESULTS

Project: 2020-LI-2448
Pace Project No.: 92608302

Sample: DUP-1 **Lab ID: 92608302001** Collected: 06/07/22 00:00 Received: 06/07/22 11:35 Matrix: Water

Parameters	Results	Units	Report Limit	MDL	DF	Prepared	Analyzed	CAS No.	Qual
VPH NC Water	Analytical Method: MADEP VPH Pace Analytical Services - Charlotte								
Total VPH (C5-C12)	ND	ug/L	50.0	50.0	1		06/10/22 07:26		N2
Aliphatic (C05-C08)	ND	ug/L	50.0	50.0	1		06/10/22 07:26		N2
Aliphatic(C09-C12) Adjusted	ND	ug/L	50.0	50.0	1		06/10/22 07:26		N2
Aromatic (C09-C10)	ND	ug/L	50.0	50.0	1		06/10/22 07:26		N2
Surrogates									
4-Bromofluorobenzene (FID) (S)	98	%	70-130		1		06/10/22 07:26	460-00-4	
4-Bromofluorobenzene (PID) (S)	85	%	70-130		1		06/10/22 07:26	460-00-4	
6020 MET ICPMS	Analytical Method: EPA 6020B Preparation Method: EPA 3010A Pace Analytical Services - Asheville								
Lead	**13.0**	ug/L	1.0	0.077	1	06/11/22 01:56	06/12/22 23:35	7439-92-1	
6200B MSV	Analytical Method: SM 6200B Pace Analytical Services - Charlotte								
Benzene	ND	ug/L	0.50	0.34	1		06/09/22 14:32	71-43-2	
Bromobenzene	ND	ug/L	0.50	0.29	1		06/09/22 14:32	108-86-1	
Bromochloromethane	ND	ug/L	0.50	0.47	1		06/09/22 14:32	74-97-5	
Bromodichloromethane	ND	ug/L	0.50	0.31	1		06/09/22 14:32	75-27-4	
Bromoform	ND	ug/L	0.50	0.34	1		06/09/22 14:32	75-25-2	
Bromomethane	ND	ug/L	5.0	1.7	1		06/09/22 14:32	74-83-9	
n-Butylbenzene	ND	ug/L	0.50	0.49	1		06/09/22 14:32	104-51-8	
sec-Butylbenzene	ND	ug/L	0.50	0.40	1		06/09/22 14:32	135-98-8	
tert-Butylbenzene	ND	ug/L	0.50	0.32	1		06/09/22 14:32	98-06-6	
Carbon tetrachloride	ND	ug/L	0.50	0.33	1		06/09/22 14:32	56-23-5	
Chlorobenzene	ND	ug/L	0.50	0.28	1		06/09/22 14:32	108-90-7	
Chloroethane	ND	ug/L	1.0	0.65	1		06/09/22 14:32	75-00-3	
Chloroform	ND	ug/L	0.50	0.43	1		06/09/22 14:32	67-66-3	
Chloromethane	ND	ug/L	1.0	0.54	1		06/09/22 14:32	74-87-3	
2-Chlorotoluene	ND	ug/L	0.50	0.32	1		06/09/22 14:32	95-49-8	
4-Chlorotoluene	ND	ug/L	0.50	0.32	1		06/09/22 14:32	106-43-4	
1,2-Dibromo-3-chloropropane	ND	ug/L	1.0	0.34	1		06/09/22 14:32	96-12-8	
Dibromochloromethane	ND	ug/L	0.50	0.36	1		06/09/22 14:32	124-48-1	
1,2-Dibromoethane (EDB)	ND	ug/L	0.50	0.27	1		06/09/22 14:32	106-93-4	
Dibromomethane	ND	ug/L	0.50	0.39	1		06/09/22 14:32	74-95-3	
1,2-Dichlorobenzene	ND	ug/L	0.50	0.34	1		06/09/22 14:32	95-50-1	
1,3-Dichlorobenzene	ND	ug/L	0.50	0.34	1		06/09/22 14:32	541-73-1	
1,4-Dichlorobenzene	ND	ug/L	0.50	0.33	1		06/09/22 14:32	106-46-7	
Dichlorodifluoromethane	ND	ug/L	0.50	0.35	1		06/09/22 14:32	75-71-8	
1,1-Dichloroethane	ND	ug/L	0.50	0.37	1		06/09/22 14:32	75-34-3	
1,2-Dichloroethane	ND	ug/L	0.50	0.32	1		06/09/22 14:32	107-06-2	
1,1-Dichloroethene	ND	ug/L	0.50	0.35	1		06/09/22 14:32	75-35-4	
cis-1,2-Dichloroethene	ND	ug/L	0.50	0.38	1		06/09/22 14:32	156-59-2	
trans-1,2-Dichloroethene	ND	ug/L	0.50	0.40	1		06/09/22 14:32	156-60-5	
1,2-Dichloropropane	ND	ug/L	0.50	0.36	1		06/09/22 14:32	78-87-5	
1,3-Dichloropropane	ND	ug/L	0.50	0.28	1		06/09/22 14:32	142-28-9	

REPORT OF LABORATORY ANALYSIS

This report shall not be reproduced, except in full,
without the written consent of Pace Analytical Services, LLC.

Pace Analytical Services, LLC
9800 Kincey Ave. Suite 100
Huntersville, NC 28078
(704)875-9092

ANALYTICAL RESULTS

Project: 2020-LI-2448
Pace Project No.: 92608302

Sample: DUP-1 **Lab ID: 92608302001** Collected: 06/07/22 00:00 Received: 06/07/22 11:35 Matrix: Water

Parameters	Results	Units	Report Limit	MDL	DF	Prepared	Analyzed	CAS No.	Qual
6200B MSV	Analytical Method: SM 6200B Pace Analytical Services - Charlotte								
2,2-Dichloropropane	ND	ug/L	0.50	0.39	1		06/09/22 14:32	594-20-7	
1,1-Dichloropropene	ND	ug/L	0.50	0.43	1		06/09/22 14:32	563-58-6	
cis-1,3-Dichloropropene	ND	ug/L	0.50	0.36	1		06/09/22 14:32	10061-01-5	
trans-1,3-Dichloropropene	ND	ug/L	0.50	0.36	1		06/09/22 14:32	10061-02-6	
Diisopropyl ether	ND	ug/L	0.50	0.31	1		06/09/22 14:32	108-20-3	
Ethanol	ND	ug/L	200	72.2	1		06/09/22 14:32	64-17-5	
Ethylbenzene	ND	ug/L	0.50	0.30	1		06/09/22 14:32	100-41-4	
Hexachloro-1,3-butadiene	ND	ug/L	2.0	1.5	1		06/09/22 14:32	87-68-3	
Isopropylbenzene (Cumene)	ND	ug/L	0.50	0.33	1		06/09/22 14:32	98-82-8	
Methylene Chloride	ND	ug/L	2.0	2.0	1		06/09/22 14:32	75-09-2	
Methyl-tert-butyl ether	ND	ug/L	0.50	0.42	1		06/09/22 14:32	1634-04-4	
Naphthalene	ND	ug/L	2.0	0.64	1		06/09/22 14:32	91-20-3	
n-Propylbenzene	ND	ug/L	0.50	0.34	1		06/09/22 14:32	103-65-1	
Styrene	ND	ug/L	0.50	0.29	1		06/09/22 14:32	100-42-5	
1,1,1,2-Tetrachloroethane	ND	ug/L	0.50	0.31	1		06/09/22 14:32	630-20-6	
1,1,2,2-Tetrachloroethane	ND	ug/L	0.50	0.22	1		06/09/22 14:32	79-34-5	
Tetrachloroethene	ND	ug/L	0.50	0.29	1		06/09/22 14:32	127-18-4	
Toluene	ND	ug/L	0.50	0.48	1		06/09/22 14:32	108-88-3	
1,2,3-Trichlorobenzene	ND	ug/L	2.0	0.81	1		06/09/22 14:32	87-61-6	
1,2,4-Trichlorobenzene	ND	ug/L	2.0	0.64	1		06/09/22 14:32	120-82-1	
1,1,1-Trichloroethane	ND	ug/L	0.50	0.33	1		06/09/22 14:32	71-55-6	
1,1,2-Trichloroethane	ND	ug/L	0.50	0.32	1		06/09/22 14:32	79-00-5	
Trichloroethene	ND	ug/L	0.50	0.38	1		06/09/22 14:32	79-01-6	
Trichlorofluoromethane	ND	ug/L	1.0	0.30	1		06/09/22 14:32	75-69-4	
1,2,3-Trichloropropane	ND	ug/L	0.50	0.26	1		06/09/22 14:32	96-18-4	
1,2,4-Trimethylbenzene	ND	ug/L	0.50	0.50	1		06/09/22 14:32	95-63-6	
1,3,5-Trimethylbenzene	ND	ug/L	0.50	0.33	1		06/09/22 14:32	108-67-8	
Vinyl chloride	ND	ug/L	1.0	0.39	1		06/09/22 14:32	75-01-4	
m&p-Xylene	ND	ug/L	1.0	0.71	1		06/09/22 14:32	179601-23-1	
o-Xylene	ND	ug/L	0.50	0.34	1		06/09/22 14:32	95-47-6	
Surrogates									
1,2-Dichloroethane-d4 (S)	89	%	70-130		1		06/09/22 14:32	17060-07-0	
4-Bromofluorobenzene (S)	101	%	70-130		1		06/09/22 14:32	460-00-4	
Toluene-d8 (S)	96	%	70-130		1		06/09/22 14:32	2037-26-5	

REPORT OF LABORATORY ANALYSIS

This report shall not be reproduced, except in full,
without the written consent of Pace Analytical Services, LLC.

Pace Analytical Services, LLC
9800 Kincey Ave. Suite 100
Huntersville, NC 28078
(704)875-9092

ANALYTICAL RESULTS

Project: 2020-LI-2448
Pace Project No.: 92608302

Sample: FB-1 **Lab ID: 92608302002** Collected: 06/07/22 00:00 Received: 06/07/22 11:35 Matrix: Water

Parameters	Results	Units	Report Limit	MDL	DF	Prepared	Analyzed	CAS No.	Qual
VPH NC Water	Analytical Method: MADEP VPH Pace Analytical Services - Charlotte								
Total VPH (C5-C12)	ND	ug/L	50.0	50.0	1		06/10/22 07:55		N2
Aliphatic (C05-C08)	ND	ug/L	50.0	50.0	1		06/10/22 07:55		N2
Aliphatic(C09-C12) Adjusted	ND	ug/L	50.0	50.0	1		06/10/22 07:55		N2
Aromatic (C09-C10)	ND	ug/L	50.0	50.0	1		06/10/22 07:55		N2
Surrogates									
4-Bromofluorobenzene (FID) (S)	97	%	70-130		1		06/10/22 07:55	460-00-4	
4-Bromofluorobenzene (PID) (S)	84	%	70-130		1		06/10/22 07:55	460-00-4	
6020 MET ICPMS	Analytical Method: EPA 6020B Preparation Method: EPA 3010A Pace Analytical Services - Asheville								
Lead	ND	ug/L	1.0	0.077	1	06/11/22 01:56	06/12/22 23:39	7439-92-1	
6200B MSV	Analytical Method: SM 6200B Pace Analytical Services - Charlotte								
Benzene	ND	ug/L	0.50	0.34	1		06/09/22 13:19	71-43-2	
Bromobenzene	ND	ug/L	0.50	0.29	1		06/09/22 13:19	108-86-1	
Bromochloromethane	ND	ug/L	0.50	0.47	1		06/09/22 13:19	74-97-5	
Bromodichloromethane	ND	ug/L	0.50	0.31	1		06/09/22 13:19	75-27-4	
Bromoform	ND	ug/L	0.50	0.34	1		06/09/22 13:19	75-25-2	
Bromomethane	ND	ug/L	5.0	1.7	1		06/09/22 13:19	74-83-9	
n-Butylbenzene	ND	ug/L	0.50	0.49	1		06/09/22 13:19	104-51-8	
sec-Butylbenzene	ND	ug/L	0.50	0.40	1		06/09/22 13:19	135-98-8	
tert-Butylbenzene	ND	ug/L	0.50	0.32	1		06/09/22 13:19	98-06-6	
Carbon tetrachloride	ND	ug/L	0.50	0.33	1		06/09/22 13:19	56-23-5	
Chlorobenzene	ND	ug/L	0.50	0.28	1		06/09/22 13:19	108-90-7	
Chloroethane	ND	ug/L	1.0	0.65	1		06/09/22 13:19	75-00-3	
Chloroform	ND	ug/L	0.50	0.43	1		06/09/22 13:19	67-66-3	
Chloromethane	ND	ug/L	1.0	0.54	1		06/09/22 13:19	74-87-3	
2-Chlorotoluene	ND	ug/L	0.50	0.32	1		06/09/22 13:19	95-49-8	
4-Chlorotoluene	ND	ug/L	0.50	0.32	1		06/09/22 13:19	106-43-4	
1,2-Dibromo-3-chloropropane	ND	ug/L	1.0	0.34	1		06/09/22 13:19	96-12-8	
Dibromochloromethane	ND	ug/L	0.50	0.36	1		06/09/22 13:19	124-48-1	
1,2-Dibromoethane (EDB)	ND	ug/L	0.50	0.27	1		06/09/22 13:19	106-93-4	
Dibromomethane	ND	ug/L	0.50	0.39	1		06/09/22 13:19	74-95-3	
1,2-Dichlorobenzene	ND	ug/L	0.50	0.34	1		06/09/22 13:19	95-50-1	
1,3-Dichlorobenzene	ND	ug/L	0.50	0.34	1		06/09/22 13:19	541-73-1	
1,4-Dichlorobenzene	ND	ug/L	0.50	0.33	1		06/09/22 13:19	106-46-7	
Dichlorodifluoromethane	ND	ug/L	0.50	0.35	1		06/09/22 13:19	75-71-8	
1,1-Dichloroethane	ND	ug/L	0.50	0.37	1		06/09/22 13:19	75-34-3	
1,2-Dichloroethane	ND	ug/L	0.50	0.32	1		06/09/22 13:19	107-06-2	
1,1-Dichloroethene	ND	ug/L	0.50	0.35	1		06/09/22 13:19	75-35-4	
cis-1,2-Dichloroethene	ND	ug/L	0.50	0.38	1		06/09/22 13:19	156-59-2	
trans-1,2-Dichloroethene	ND	ug/L	0.50	0.40	1		06/09/22 13:19	156-60-5	
1,2-Dichloropropane	ND	ug/L	0.50	0.36	1		06/09/22 13:19	78-87-5	
1,3-Dichloropropane	ND	ug/L	0.50	0.28	1		06/09/22 13:19	142-28-9	

REPORT OF LABORATORY ANALYSIS

This report shall not be reproduced, except in full,
without the written consent of Pace Analytical Services, LLC.

Pace Analytical Services, LLC
9800 Kincey Ave. Suite 100
Huntersville, NC 28078
(704)875-9092

ANALYTICAL RESULTS

Project: 2020-LI-2448
Pace Project No.: 92608302

Sample: FB-1 **Lab ID: 92608302002** Collected: 06/07/22 00:00 Received: 06/07/22 11:35 Matrix: Water

Parameters	Results	Units	Report Limit	MDL	DF	Prepared	Analyzed	CAS No.	Qual
6200B MSV	Analytical Method: SM 6200B Pace Analytical Services - Charlotte								
2,2-Dichloropropane	ND	ug/L	0.50	0.39	1		06/09/22 13:19	594-20-7	
1,1-Dichloropropene	ND	ug/L	0.50	0.43	1		06/09/22 13:19	563-58-6	
cis-1,3-Dichloropropene	ND	ug/L	0.50	0.36	1		06/09/22 13:19	10061-01-5	
trans-1,3-Dichloropropene	ND	ug/L	0.50	0.36	1		06/09/22 13:19	10061-02-6	
Diisopropyl ether	ND	ug/L	0.50	0.31	1		06/09/22 13:19	108-20-3	
Ethanol	ND	ug/L	200	72.2	1		06/09/22 13:19	64-17-5	
Ethylbenzene	ND	ug/L	0.50	0.30	1		06/09/22 13:19	100-41-4	
Hexachloro-1,3-butadiene	ND	ug/L	2.0	1.5	1		06/09/22 13:19	87-68-3	
Isopropylbenzene (Cumene)	ND	ug/L	0.50	0.33	1		06/09/22 13:19	98-82-8	
Methylene Chloride	ND	ug/L	2.0	2.0	1		06/09/22 13:19	75-09-2	
Methyl-tert-butyl ether	ND	ug/L	0.50	0.42	1		06/09/22 13:19	1634-04-4	
Naphthalene	ND	ug/L	2.0	0.64	1		06/09/22 13:19	91-20-3	
n-Propylbenzene	ND	ug/L	0.50	0.34	1		06/09/22 13:19	103-65-1	
Styrene	ND	ug/L	0.50	0.29	1		06/09/22 13:19	100-42-5	
1,1,1,2-Tetrachloroethane	ND	ug/L	0.50	0.31	1		06/09/22 13:19	630-20-6	
1,1,2,2-Tetrachloroethane	ND	ug/L	0.50	0.22	1		06/09/22 13:19	79-34-5	
Tetrachloroethene	ND	ug/L	0.50	0.29	1		06/09/22 13:19	127-18-4	
Toluene	ND	ug/L	0.50	0.48	1		06/09/22 13:19	108-88-3	
1,2,3-Trichlorobenzene	ND	ug/L	2.0	0.81	1		06/09/22 13:19	87-61-6	
1,2,4-Trichlorobenzene	ND	ug/L	2.0	0.64	1		06/09/22 13:19	120-82-1	
1,1,1-Trichloroethane	ND	ug/L	0.50	0.33	1		06/09/22 13:19	71-55-6	
1,1,2-Trichloroethane	ND	ug/L	0.50	0.32	1		06/09/22 13:19	79-00-5	
Trichloroethene	ND	ug/L	0.50	0.38	1		06/09/22 13:19	79-01-6	
Trichlorofluoromethane	ND	ug/L	1.0	0.30	1		06/09/22 13:19	75-69-4	
1,2,3-Trichloropropane	ND	ug/L	0.50	0.26	1		06/09/22 13:19	96-18-4	
1,2,4-Trimethylbenzene	ND	ug/L	0.50	0.50	1		06/09/22 13:19	95-63-6	
1,3,5-Trimethylbenzene	ND	ug/L	0.50	0.33	1		06/09/22 13:19	108-67-8	
Vinyl chloride	ND	ug/L	1.0	0.39	1		06/09/22 13:19	75-01-4	
m&p-Xylene	ND	ug/L	1.0	0.71	1		06/09/22 13:19	179601-23-1	
o-Xylene	ND	ug/L	0.50	0.34	1		06/09/22 13:19	95-47-6	
Surrogates									
1,2-Dichloroethane-d4 (S)	84	%	70-130		1		06/09/22 13:19	17060-07-0	
4-Bromofluorobenzene (S)	97	%	70-130		1		06/09/22 13:19	460-00-4	
Toluene-d8 (S)	95	%	70-130		1		06/09/22 13:19	2037-26-5	

REPORT OF LABORATORY ANALYSIS

This report shall not be reproduced, except in full,
without the written consent of Pace Analytical Services, LLC.

Pace Analytical Services, LLC
9800 Kincey Ave. Suite 100
Huntersville, NC 28078
(704)875-9092

ANALYTICAL RESULTS

Project: 2020-LI-2448
Pace Project No.: 92608302

Sample: Trip Blank **Lab ID: 92608302003** Collected: 06/07/22 00:00 Received: 06/07/22 11:35 Matrix: Water

Parameters	Results	Units	Report Limit	MDL	DF	Prepared	Analyzed	CAS No.	Qual
6200B MSV	Analytical Method: SM 6200B Pace Analytical Services - Charlotte								
Benzene	ND	ug/L	0.50	0.34	1		06/09/22 13:37	71-43-2	
Bromobenzene	ND	ug/L	0.50	0.29	1		06/09/22 13:37	108-86-1	
Bromochloromethane	ND	ug/L	0.50	0.47	1		06/09/22 13:37	74-97-5	
Bromodichloromethane	ND	ug/L	0.50	0.31	1		06/09/22 13:37	75-27-4	
Bromoform	ND	ug/L	0.50	0.34	1		06/09/22 13:37	75-25-2	
Bromomethane	ND	ug/L	5.0	1.7	1		06/09/22 13:37	74-83-9	
n-Butylbenzene	ND	ug/L	0.50	0.49	1		06/09/22 13:37	104-51-8	
sec-Butylbenzene	ND	ug/L	0.50	0.40	1		06/09/22 13:37	135-98-8	
tert-Butylbenzene	ND	ug/L	0.50	0.32	1		06/09/22 13:37	98-06-6	
Carbon tetrachloride	ND	ug/L	0.50	0.33	1		06/09/22 13:37	56-23-5	
Chlorobenzene	ND	ug/L	0.50	0.28	1		06/09/22 13:37	108-90-7	
Chloroethane	ND	ug/L	1.0	0.65	1		06/09/22 13:37	75-00-3	
Chloroform	ND	ug/L	0.50	0.43	1		06/09/22 13:37	67-66-3	
Chloromethane	ND	ug/L	1.0	0.54	1		06/09/22 13:37	74-87-3	
2-Chlorotoluene	ND	ug/L	0.50	0.32	1		06/09/22 13:37	95-49-8	
4-Chlorotoluene	ND	ug/L	0.50	0.32	1		06/09/22 13:37	106-43-4	
1,2-Dibromo-3-chloropropane	ND	ug/L	1.0	0.34	1		06/09/22 13:37	96-12-8	
Dibromochloromethane	ND	ug/L	0.50	0.36	1		06/09/22 13:37	124-48-1	
1,2-Dibromoethane (EDB)	ND	ug/L	0.50	0.27	1		06/09/22 13:37	106-93-4	
Dibromomethane	ND	ug/L	0.50	0.39	1		06/09/22 13:37	74-95-3	
1,2-Dichlorobenzene	ND	ug/L	0.50	0.34	1		06/09/22 13:37	95-50-1	
1,3-Dichlorobenzene	ND	ug/L	0.50	0.34	1		06/09/22 13:37	541-73-1	
1,4-Dichlorobenzene	ND	ug/L	0.50	0.33	1		06/09/22 13:37	106-46-7	
Dichlorodifluoromethane	ND	ug/L	0.50	0.35	1		06/09/22 13:37	75-71-8	
1,1-Dichloroethane	ND	ug/L	0.50	0.37	1		06/09/22 13:37	75-34-3	
1,2-Dichloroethane	ND	ug/L	0.50	0.32	1		06/09/22 13:37	107-06-2	
1,1-Dichloroethene	ND	ug/L	0.50	0.35	1		06/09/22 13:37	75-35-4	
cis-1,2-Dichloroethene	ND	ug/L	0.50	0.38	1		06/09/22 13:37	156-59-2	
trans-1,2-Dichloroethene	ND	ug/L	0.50	0.40	1		06/09/22 13:37	156-60-5	
1,2-Dichloropropane	ND	ug/L	0.50	0.36	1		06/09/22 13:37	78-87-5	
1,3-Dichloropropane	ND	ug/L	0.50	0.28	1		06/09/22 13:37	142-28-9	
2,2-Dichloropropane	ND	ug/L	0.50	0.39	1		06/09/22 13:37	594-20-7	
1,1-Dichloropropene	ND	ug/L	0.50	0.43	1		06/09/22 13:37	563-58-6	
cis-1,3-Dichloropropene	ND	ug/L	0.50	0.36	1		06/09/22 13:37	10061-01-5	
trans-1,3-Dichloropropene	ND	ug/L	0.50	0.36	1		06/09/22 13:37	10061-02-6	
Diisopropyl ether	ND	ug/L	0.50	0.31	1		06/09/22 13:37	108-20-3	
Ethanol	ND	ug/L	200	72.2	1		06/09/22 13:37	64-17-5	
Ethylbenzene	ND	ug/L	0.50	0.30	1		06/09/22 13:37	100-41-4	
Hexachloro-1,3-butadiene	ND	ug/L	2.0	1.5	1		06/09/22 13:37	87-68-3	
Isopropylbenzene (Cumene)	ND	ug/L	0.50	0.33	1		06/09/22 13:37	98-82-8	
Methylene Chloride	ND	ug/L	2.0	2.0	1		06/09/22 13:37	75-09-2	
Methyl-tert-butyl ether	ND	ug/L	0.50	0.42	1		06/09/22 13:37	1634-04-4	
Naphthalene	ND	ug/L	2.0	0.64	1		06/09/22 13:37	91-20-3	
n-Propylbenzene	ND	ug/L	0.50	0.34	1		06/09/22 13:37	103-65-1	
Styrene	ND	ug/L	0.50	0.29	1		06/09/22 13:37	100-42-5	

REPORT OF LABORATORY ANALYSIS

This report shall not be reproduced, except in full,
without the written consent of Pace Analytical Services, LLC.

Pace Analytical Services, LLC
9800 Kincey Ave. Suite 100
Huntersville, NC 28078
(704)875-9092

ANALYTICAL RESULTS

Project: 2020-LI-2448
Pace Project No.: 92608302

Sample: Trip Blank **Lab ID: 92608302003** Collected: 06/07/22 00:00 Received: 06/07/22 11:35 Matrix: Water

Parameters	Results	Units	Report Limit	MDL	DF	Prepared	Analyzed	CAS No.	Qual
6200B MSV	Analytical Method: SM 6200B Pace Analytical Services - Charlotte								
1,1,1,2-Tetrachloroethane	ND	ug/L	0.50	0.31	1		06/09/22 13:37	630-20-6	
1,1,2,2-Tetrachloroethane	ND	ug/L	0.50	0.22	1		06/09/22 13:37	79-34-5	
Tetrachloroethene	ND	ug/L	0.50	0.29	1		06/09/22 13:37	127-18-4	
Toluene	ND	ug/L	0.50	0.48	1		06/09/22 13:37	108-88-3	
1,2,3-Trichlorobenzene	ND	ug/L	2.0	0.81	1		06/09/22 13:37	87-61-6	
1,2,4-Trichlorobenzene	ND	ug/L	2.0	0.64	1		06/09/22 13:37	120-82-1	
1,1,1-Trichloroethane	ND	ug/L	0.50	0.33	1		06/09/22 13:37	71-55-6	
1,1,2-Trichloroethane	ND	ug/L	0.50	0.32	1		06/09/22 13:37	79-00-5	
Trichloroethene	ND	ug/L	0.50	0.38	1		06/09/22 13:37	79-01-6	
Trichlorofluoromethane	ND	ug/L	1.0	0.30	1		06/09/22 13:37	75-69-4	
1,2,3-Trichloropropane	ND	ug/L	0.50	0.26	1		06/09/22 13:37	96-18-4	
1,2,4-Trimethylbenzene	ND	ug/L	0.50	0.50	1		06/09/22 13:37	95-63-6	
1,3,5-Trimethylbenzene	ND	ug/L	0.50	0.33	1		06/09/22 13:37	108-67-8	
Vinyl chloride	ND	ug/L	1.0	0.39	1		06/09/22 13:37	75-01-4	
m&p-Xylene	ND	ug/L	1.0	0.71	1		06/09/22 13:37	179601-23-1	
o-Xylene	ND	ug/L	0.50	0.34	1		06/09/22 13:37	95-47-6	
Surrogates									
1,2-Dichloroethane-d4 (S)	85	%	70-130		1		06/09/22 13:37	17060-07-0	
4-Bromofluorobenzene (S)	98	%	70-130		1		06/09/22 13:37	460-00-4	
Toluene-d8 (S)	94	%	70-130		1		06/09/22 13:37	2037-26-5	

REPORT OF LABORATORY ANALYSIS

This report shall not be reproduced, except in full,
without the written consent of Pace Analytical Services, LLC.

Pace Analytical Services, LLC
9800 Kincey Ave. Suite 100
Huntersville, NC 28078
(704)875-9092

QUALITY CONTROL DATA

Project: 2020-LI-2448
Pace Project No.: 92608302

QC Batch: 703470
QC Batch Method: MADEP VPH
Analysis Method: MADEP VPH
Analysis Description: VPH NC Water
Laboratory: Pace Analytical Services - Charlotte
Associated Lab Samples: 92608302001, 92608302002

METHOD BLANK: 3671154 Matrix: Water
Associated Lab Samples: 92608302001, 92608302002

Parameter	Units	Blank Result	Reporting Limit	MDL	Analyzed	Qualifiers
Aliphatic (C05-C08)	ug/L	ND	50.0	50.0	06/10/22 02:37	N2
Aromatic (C09-C10)	ug/L	ND	50.0	50.0	06/10/22 02:37	N2
4-Bromofluorobenzene (FID) (S)	%	96	70-130		06/10/22 02:37	
4-Bromofluorobenzene (PID) (S)	%	84	70-130		06/10/22 02:37	

LABORATORY CONTROL SAMPLE & LCSD: 3671155 3671156

Parameter	Units	Spike Conc.	LCS Result	LCSD Result	LCS % Rec	LCSD % Rec	% Rec Limits	RPD	Max RPD	Qualifiers
Aliphatic (C05-C08)	ug/L	300	378	366	126	122	70-130	3	25	N2
Aromatic (C09-C10)	ug/L	100	94.9	95.5	95	95	70-130	1	25	N2
4-Bromofluorobenzene (FID) (S)	%				98	99	70-130			
4-Bromofluorobenzene (PID) (S)	%				87	88	70-130			

Results presented on this page are in the units indicated by the "Units" column except where an alternate unit is presented to the right of the result.

REPORT OF LABORATORY ANALYSIS

This report shall not be reproduced, except in full,
without the written consent of Pace Analytical Services, LLC.

Pace Analytical Services, LLC
9800 Kincey Ave. Suite 100
Huntersville, NC 28078
(704)875-9092

QUALITY CONTROL DATA

Project: 2020-LI-2448
Pace Project No.: 92608302

QC Batch: 703813
QC Batch Method: EPA 3010A
Analysis Method: EPA 6020B
Analysis Description: 6020 MET
Laboratory: Pace Analytical Services - Asheville
Associated Lab Samples: 92608302001, 92608302002

METHOD BLANK: 3673138 Matrix: Water
Associated Lab Samples: 92608302001, 92608302002

Parameter	Units	Blank Result	Reporting Limit	MDL	Analyzed	Qualifiers
Lead	ug/L	ND	1.0	0.077	06/12/22 23:08	

LABORATORY CONTROL SAMPLE: 3673139

Parameter	Units	Spike Conc.	LCS Result	LCS % Rec	% Rec Limits	Qualifiers
Lead	ug/L	50	48.1	96	80-120	

MATRIX SPIKE & MATRIX SPIKE DUPLICATE: 3673140 3673141

Parameter	Units	92608268001 Result	MS Spike Conc.	MSD Spike Conc.	MS Result	MSD Result	MS % Rec	MSD % Rec	% Rec Limits	RPD	Max RPD	Qual
Lead	ug/L	2.1	50	50	52.0	50.9	100	97	75-125	2	20	

Results presented on this page are in the units indicated by the "Units" column except where an alternate unit is presented to the right of the result.

REPORT OF LABORATORY ANALYSIS

This report shall not be reproduced, except in full,
without the written consent of Pace Analytical Services, LLC.

Pace Analytical Services, LLC
9800 Kincey Ave. Suite 100
Huntersville, NC 28078
(704)875-9092

QUALITY CONTROL DATA

Project: 2020-LI-2448
Pace Project No.: 92608302

QC Batch: 702973
QC Batch Method: SM 6200B
Analysis Method: SM 6200B
Analysis Description: 6200B MSV
Laboratory: Pace Analytical Services - Charlotte
Associated Lab Samples: 92608302001, 92608302002, 92608302003

METHOD BLANK: 3668484 Matrix: Water
Associated Lab Samples: 92608302001, 92608302002, 92608302003

Parameter	Units	Blank Result	Reporting Limit	MDL	Analyzed	Qualifiers
1,1,1,2-Tetrachloroethane	ug/L	ND	0.50	0.31	06/09/22 13:01	
1,1,1-Trichloroethane	ug/L	ND	0.50	0.33	06/09/22 13:01	
1,1,2,2-Tetrachloroethane	ug/L	ND	0.50	0.22	06/09/22 13:01	
1,1,2-Trichloroethane	ug/L	ND	0.50	0.32	06/09/22 13:01	
1,1-Dichloroethane	ug/L	ND	0.50	0.37	06/09/22 13:01	
1,1-Dichloroethene	ug/L	ND	0.50	0.35	06/09/22 13:01	
1,1-Dichloropropene	ug/L	ND	0.50	0.43	06/09/22 13:01	
1,2,3-Trichlorobenzene	ug/L	ND	2.0	0.81	06/09/22 13:01	
1,2,3-Trichloropropane	ug/L	ND	0.50	0.26	06/09/22 13:01	
1,2,4-Trichlorobenzene	ug/L	ND	2.0	0.64	06/09/22 13:01	
1,2,4-Trimethylbenzene	ug/L	ND	0.50	0.50	06/09/22 13:01	
1,2-Dibromo-3-chloropropane	ug/L	ND	1.0	0.34	06/09/22 13:01	
1,2-Dibromoethane (EDB)	ug/L	ND	0.50	0.27	06/09/22 13:01	
1,2-Dichlorobenzene	ug/L	ND	0.50	0.34	06/09/22 13:01	
1,2-Dichloroethane	ug/L	ND	0.50	0.32	06/09/22 13:01	
1,2-Dichloropropane	ug/L	ND	0.50	0.36	06/09/22 13:01	
1,3,5-Trimethylbenzene	ug/L	ND	0.50	0.33	06/09/22 13:01	
1,3-Dichlorobenzene	ug/L	ND	0.50	0.34	06/09/22 13:01	
1,3-Dichloropropane	ug/L	ND	0.50	0.28	06/09/22 13:01	
1,4-Dichlorobenzene	ug/L	ND	0.50	0.33	06/09/22 13:01	
2,2-Dichloropropane	ug/L	ND	0.50	0.39	06/09/22 13:01	
2-Chlorotoluene	ug/L	ND	0.50	0.32	06/09/22 13:01	
4-Chlorotoluene	ug/L	ND	0.50	0.32	06/09/22 13:01	
Benzene	ug/L	ND	0.50	0.34	06/09/22 13:01	
Bromobenzene	ug/L	ND	0.50	0.29	06/09/22 13:01	
Bromochloromethane	ug/L	ND	0.50	0.47	06/09/22 13:01	
Bromodichloromethane	ug/L	ND	0.50	0.31	06/09/22 13:01	
Bromoform	ug/L	ND	0.50	0.34	06/09/22 13:01	
Bromomethane	ug/L	ND	5.0	1.7	06/09/22 13:01	
Carbon tetrachloride	ug/L	ND	0.50	0.33	06/09/22 13:01	
Chlorobenzene	ug/L	ND	0.50	0.28	06/09/22 13:01	
Chloroethane	ug/L	ND	1.0	0.65	06/09/22 13:01	
Chloroform	ug/L	ND	0.50	0.43	06/09/22 13:01	
Chloromethane	ug/L	ND	1.0	0.54	06/09/22 13:01	
cis-1,2-Dichloroethene	ug/L	ND	0.50	0.38	06/09/22 13:01	
cis-1,3-Dichloropropene	ug/L	ND	0.50	0.36	06/09/22 13:01	
Dibromochloromethane	ug/L	ND	0.50	0.36	06/09/22 13:01	
Dibromomethane	ug/L	ND	0.50	0.39	06/09/22 13:01	
Dichlorodifluoromethane	ug/L	ND	0.50	0.35	06/09/22 13:01	
Diisopropyl ether	ug/L	ND	0.50	0.31	06/09/22 13:01	

Results presented on this page are in the units indicated by the "Units" column except where an alternate unit is presented to the right of the result.

REPORT OF LABORATORY ANALYSIS

This report shall not be reproduced, except in full,
without the written consent of Pace Analytical Services, LLC.

Pace Analytical Services, LLC
9800 Kincey Ave. Suite 100
Huntersville, NC 28078
(704)875-9092

QUALITY CONTROL DATA

Project: 2020-LI-2448
Pace Project No.: 92608302

METHOD BLANK: 3668484 Matrix: Water
Associated Lab Samples: 92608302001, 92608302002, 92608302003

Parameter	Units	Blank Result	Reporting Limit	MDL	Analyzed	Qualifiers
Ethanol	ug/L	ND	200	72.2	06/09/22 13:01	
Ethylbenzene	ug/L	ND	0.50	0.30	06/09/22 13:01	
Hexachloro-1,3-butadiene	ug/L	ND	2.0	1.5	06/09/22 13:01	
Isopropylbenzene (Cumene)	ug/L	ND	0.50	0.33	06/09/22 13:01	
m&p-Xylene	ug/L	ND	1.0	0.71	06/09/22 13:01	
Methyl-tert-butyl ether	ug/L	ND	0.50	0.42	06/09/22 13:01	
Methylene Chloride	ug/L	ND	2.0	2.0	06/09/22 13:01	
n-Butylbenzene	ug/L	ND	0.50	0.49	06/09/22 13:01	
n-Propylbenzene	ug/L	ND	0.50	0.34	06/09/22 13:01	
Naphthalene	ug/L	ND	2.0	0.64	06/09/22 13:01	
o-Xylene	ug/L	ND	0.50	0.34	06/09/22 13:01	
sec-Butylbenzene	ug/L	ND	0.50	0.40	06/09/22 13:01	
Styrene	ug/L	ND	0.50	0.29	06/09/22 13:01	
tert-Butylbenzene	ug/L	ND	0.50	0.32	06/09/22 13:01	
Tetrachloroethene	ug/L	ND	0.50	0.29	06/09/22 13:01	
Toluene	ug/L	ND	0.50	0.48	06/09/22 13:01	
trans-1,2-Dichloroethene	ug/L	ND	0.50	0.40	06/09/22 13:01	
trans-1,3-Dichloropropene	ug/L	ND	0.50	0.36	06/09/22 13:01	
Trichloroethene	ug/L	ND	0.50	0.38	06/09/22 13:01	
Trichlorofluoromethane	ug/L	ND	1.0	0.30	06/09/22 13:01	
Vinyl chloride	ug/L	ND	1.0	0.39	06/09/22 13:01	
1,2-Dichloroethane-d4 (S)	%	86	70-130		06/09/22 13:01	
4-Bromofluorobenzene (S)	%	97	70-130		06/09/22 13:01	
Toluene-d8 (S)	%	97	70-130		06/09/22 13:01	

LABORATORY CONTROL SAMPLE: 3668485

Parameter	Units	Spike Conc.	LCS Result	LCS % Rec	% Rec Limits	Qualifiers
1,1,1,2-Tetrachloroethane	ug/L	50	49.6	99	60-140	
1,1,1-Trichloroethane	ug/L	50	39.2	78	60-140	
1,1,2,2-Tetrachloroethane	ug/L	50	46.4	93	60-140	
1,1,2-Trichloroethane	ug/L	50	44.8	90	60-140	
1,1-Dichloroethane	ug/L	50	37.4	75	60-140	
1,1-Dichloroethene	ug/L	50	38.4	77	60-140	
1,1-Dichloropropene	ug/L	50	39.5	79	60-140	
1,2,3-Trichlorobenzene	ug/L	50	50.3	101	60-140	
1,2,3-Trichloropropane	ug/L	50	41.3	83	60-140	
1,2,4-Trichlorobenzene	ug/L	50	47.9	96	60-140	
1,2,4-Trimethylbenzene	ug/L	50	46.4	93	60-140	
1,2-Dibromo-3-chloropropane	ug/L	50	48.4	97	60-140	
1,2-Dibromoethane (EDB)	ug/L	50	48.4	97	60-140	
1,2-Dichlorobenzene	ug/L	50	47.3	95	60-140	
1,2-Dichloroethane	ug/L	50	37.8	76	60-140	
1,2-Dichloropropane	ug/L	50	43.4	87	60-140	

Results presented on this page are in the units indicated by the "Units" column except where an alternate unit is presented to the right of the result.

REPORT OF LABORATORY ANALYSIS

This report shall not be reproduced, except in full,
without the written consent of Pace Analytical Services, LLC.

Pace Analytical Services, LLC
9800 Kincey Ave. Suite 100
Huntersville, NC 28078
(704)875-9092

QUALITY CONTROL DATA

Project: 2020-LI-2448
Pace Project No.: 92608302

LABORATORY CONTROL SAMPLE: 3668485

Parameter	Units	Spike Conc.	LCS Result	LCS % Rec	% Rec Limits	Qualifiers
1,3,5-Trimethylbenzene	ug/L	50	47.4	95	60-140	
1,3-Dichlorobenzene	ug/L	50	45.9	92	60-140	
1,3-Dichloropropane	ug/L	50	45.2	90	60-140	
1,4-Dichlorobenzene	ug/L	50	46.3	93	60-140	
2,2-Dichloropropane	ug/L	50	37.8	76	60-140	
2-Chlorotoluene	ug/L	50	46.3	93	60-140	
4-Chlorotoluene	ug/L	50	46.5	93	60-140	
Benzene	ug/L	50	41.5	83	60-140	
Bromobenzene	ug/L	50	47.3	95	60-140	
Bromochloromethane	ug/L	50	35.1	70	60-140	
Bromodichloromethane	ug/L	50	47.2	94	60-140	
Bromoform	ug/L	50	41.5	83	60-140	
Bromomethane	ug/L	50	38.2	76	60-140	
Carbon tetrachloride	ug/L	50	46.2	92	60-140	
Chlorobenzene	ug/L	50	45.9	92	60-140	
Chloroethane	ug/L	50	40.5	81	60-140	
Chloroform	ug/L	50	37.7	75	60-140	
Chloromethane	ug/L	50	35.8	72	60-140	
cis-1,2-Dichloroethene	ug/L	50	37.3	75	60-140	
cis-1,3-Dichloropropene	ug/L	50	45.7	91	60-140	
Dibromochloromethane	ug/L	50	50.3	101	60-140	
Dibromomethane	ug/L	50	46.1	92	60-140	
Dichlorodifluoromethane	ug/L	50	39.0	78	60-140	
Diisopropyl ether	ug/L	50	37.5	75	60-140	
Ethanol	ug/L	2000	1400	70	60-140	
Ethylbenzene	ug/L	50	44.4	89	60-140	
Hexachloro-1,3-butadiene	ug/L	50	48.3	97	60-140	
Isopropylbenzene (Cumene)	ug/L	50	44.9	90	60-140	
m&p-Xylene	ug/L	100	90.5	91	60-140	
Methyl-tert-butyl ether	ug/L	50	37.7	75	60-140	
Methylene Chloride	ug/L	50	35.7	71	60-140	
n-Butylbenzene	ug/L	50	47.0	94	60-140	
n-Propylbenzene	ug/L	50	45.9	92	60-140	
Naphthalene	ug/L	50	50.3	101	60-140	
o-Xylene	ug/L	50	46.7	93	60-140	
sec-Butylbenzene	ug/L	50	46.0	92	60-140	
Styrene	ug/L	50	47.5	95	60-140	
tert-Butylbenzene	ug/L	50	40.2	80	60-140	
Tetrachloroethene	ug/L	50	45.7	91	60-140	
Toluene	ug/L	50	43.2	86	60-140	
trans-1,2-Dichloroethene	ug/L	50	37.8	76	60-140	
trans-1,3-Dichloropropene	ug/L	50	45.9	92	60-140	
Trichloroethene	ug/L	50	44.0	88	60-140	
Trichlorofluoromethane	ug/L	50	39.5	79	60-140	
Vinyl chloride	ug/L	50	37.0	74	60-140	
1,2-Dichloroethane-d4 (S)	%			80	70-130	
4-Bromofluorobenzene (S)	%			101	70-130	

Results presented on this page are in the units indicated by the "Units" column except where an alternate unit is presented to the right of the result.

REPORT OF LABORATORY ANALYSIS

This report shall not be reproduced, except in full,
without the written consent of Pace Analytical Services, LLC.

Pace Analytical Services, LLC
9800 Kincey Ave. Suite 100
Huntersville, NC 28078
(704)875-9092

QUALITY CONTROL DATA

Project: 2020-LI-2448
Pace Project No.: 92608302

LABORATORY CONTROL SAMPLE: 3668485

Parameter	Units	Spike Conc.	LCS Result	LCS % Rec	% Rec Limits	Qualifiers
Toluene-d8 (S)	%			97	70-130	

MATRIX SPIKE & MATRIX SPIKE DUPLICATE: 3668486 3668487

Parameter	Units	92608314001 Result	MS Spike Conc.	MSD Spike Conc.	MS Result	MSD Result	MS % Rec	MSD % Rec	% Rec Limits	RPD	Max RPD	Qual
1,1,1,2-Tetrachloroethane	ug/L	ND	20	20	21.6	21.2	108	106	60-140	2	30	
1,1,1-Trichloroethane	ug/L	ND	20	20	17.8	17.7	89	88	60-140	0	30	
1,1,2,2-Tetrachloroethane	ug/L	ND	20	20	19.3	19.3	96	96	60-140	0	30	
1,1,2-Trichloroethane	ug/L	ND	20	20	19.0	19.6	95	98	60-140	3	30	
1,1-Dichloroethane	ug/L	ND	20	20	16.5	16.4	83	82	60-140	1	30	
1,1-Dichloroethene	ug/L	ND	20	20	17.1	17.4	85	87	60-140	2	30	
1,1-Dichloropropene	ug/L	ND	20	20	17.3	17.9	87	89	60-140	3	30	
1,2,3-Trichlorobenzene	ug/L	ND	20	20	19.4	19.7	97	98	60-140	1	30	
1,2,3-Trichloropropane	ug/L	ND	20	20	16.9	17.5	85	88	60-140	3	30	
1,2,4-Trichlorobenzene	ug/L	ND	20	20	18.6	18.2	93	91	60-140	2	30	
1,2,4-Trimethylbenzene	ug/L	ND	20	20	18.6	18.2	93	91	60-140	2	30	
1,2-Dibromo-3-chloropropane	ug/L	ND	20	20	19.7	18.7	99	94	60-140	5	30	
1,2-Dibromoethane (EDB)	ug/L	ND	20	20	20.3	20.5	102	102	60-140	1	30	
1,2-Dichlorobenzene	ug/L	ND	20	20	18.7	18.3	94	92	60-140	2	30	
1,2-Dichloroethane	ug/L	ND	20	20	16.8	16.8	84	84	60-140	0	30	
1,2-Dichloropropane	ug/L	ND	20	20	19.2	19.4	96	97	60-140	1	30	
1,3,5-Trimethylbenzene	ug/L	ND	20	20	20.0	19.5	100	97	60-140	2	30	
1,3-Dichlorobenzene	ug/L	ND	20	20	18.5	18.0	93	90	60-140	3	30	
1,3-Dichloropropane	ug/L	ND	20	20	19.9	19.5	100	97	60-140	2	30	
1,4-Dichlorobenzene	ug/L	ND	20	20	18.0	17.7	90	89	60-140	2	30	
2,2-Dichloropropane	ug/L	ND	20	20	15.0	15.5	75	77	60-140	3	30	
2-Chlorotoluene	ug/L	ND	20	20	19.0	18.5	95	93	60-140	2	30	
4-Chlorotoluene	ug/L	ND	20	20	19.0	18.2	95	91	60-140	5	30	
Benzene	ug/L	ND	20	20	18.1	17.8	91	89	60-140	2	30	
Bromobenzene	ug/L	ND	20	20	20.0	19.8	100	99	60-140	1	30	
Bromochloromethane	ug/L	ND	20	20	16.3	17.8	82	89	60-140	9	30	
Bromodichloromethane	ug/L	ND	20	20	20.0	19.7	100	98	60-140	2	30	
Bromoform	ug/L	ND	20	20	17.1	17.0	86	85	60-140	1	30	
Bromomethane	ug/L	ND	20	20	12.7	15.0	64	75	60-140	16	30	
Carbon tetrachloride	ug/L	ND	20	20	20.5	20.6	102	103	60-140	1	30	
Chlorobenzene	ug/L	ND	20	20	19.6	19.7	98	99	60-140	0	30	
Chloroethane	ug/L	ND	20	20	19.5	20.5	98	103	60-140	5	30	
Chloroform	ug/L	ND	20	20	16.2	17.4	81	87	60-140	7	30	
Chloromethane	ug/L	ND	20	20	12.4	14.0	62	70	60-140	12	30	
cis-1,2-Dichloroethene	ug/L	ND	20	20	16.4	16.8	82	84	60-140	2	30	
cis-1,3-Dichloropropene	ug/L	ND	20	20	18.3	18.4	92	92	60-140	0	30	
Dibromochloromethane	ug/L	ND	20	20	20.3	20.3	101	101	60-140	0	30	
Dibromomethane	ug/L	ND	20	20	18.5	18.7	93	93	60-140	1	30	

Results presented on this page are in the units indicated by the "Units" column except where an alternate unit is presented to the right of the result.

REPORT OF LABORATORY ANALYSIS

This report shall not be reproduced, except in full,
without the written consent of Pace Analytical Services, LLC.

Pace Analytical Services, LLC
9800 Kincey Ave. Suite 100
Huntersville, NC 28078
(704)875-9092

QUALITY CONTROL DATA

Project: 2020-LI-2448
Pace Project No.: 92608302

MATRIX SPIKE & MATRIX SPIKE DUPLICATE: 3668486 3668487

Parameter	Units	92608314001 Result	MS Spike Conc.	MSD Spike Conc.	MS Result	MSD Result	MS % Rec	MSD % Rec	% Rec Limits	RPD	Max RPD	Qual
Dichlorodifluoromethane	ug/L	ND	20	20	16.9	17.5	85	87	60-140	3	30	
Diisopropyl ether	ug/L	ND	20	20	16.0	16.2	80	81	60-140	1	30	
Ethanol	ug/L	ND	800	800	650	651	81	81	60-140	0	30	
Ethylbenzene	ug/L	ND	20	20	19.4	18.9	97	94	60-140	3	30	
Hexachloro-1,3-butadiene	ug/L	ND	20	20	18.8	19.1	94	95	60-140	1	30	
Isopropylbenzene (Cumene)	ug/L	ND	20	20	19.2	18.9	96	94	60-140	2	30	
m&p-Xylene	ug/L	ND	40	40	38.6	38.2	97	95	60-140	1	30	
Methyl-tert-butyl ether	ug/L	ND	20	20	15.7	16.1	78	81	60-140	3	30	
Methylene Chloride	ug/L	ND	20	20	14.4	14.4	72	72	60-140	0	30	
n-Butylbenzene	ug/L	ND	20	20	18.7	18.4	93	92	60-140	2	30	
n-Propylbenzene	ug/L	ND	20	20	19.4	18.8	97	94	60-140	3	30	
Naphthalene	ug/L	ND	20	20	19.4	18.7	97	93	60-140	4	30	
o-Xylene	ug/L	ND	20	20	19.5	19.3	98	96	60-140	1	30	
sec-Butylbenzene	ug/L	ND	20	20	19.4	19.1	97	95	60-140	1	30	
Styrene	ug/L	ND	20	20	18.8	18.6	94	93	60-140	1	30	
tert-Butylbenzene	ug/L	ND	20	20	17.1	16.9	86	84	60-140	1	30	
Tetrachloroethene	ug/L	ND	20	20	19.7	19.5	98	98	60-140	1	30	
Toluene	ug/L	ND	20	20	18.3	18.5	91	93	60-140	1	30	
trans-1,2-Dichloroethene	ug/L	ND	20	20	16.9	16.5	84	83	60-140	2	30	
trans-1,3-Dichloropropene	ug/L	ND	20	20	18.2	17.8	91	89	60-140	2	30	
Trichloroethene	ug/L	ND	20	20	18.9	18.9	95	95	60-140	0	30	
Trichlorofluoromethane	ug/L	ND	20	20	15.9	16.4	79	82	60-140	3	30	
Vinyl chloride	ug/L	ND	20	20	16.0	16.6	80	83	60-140	3	30	
1,2-Dichloroethane-d4 (S)	%						82	84	70-130			
4-Bromofluorobenzene (S)	%						100	101	70-130			
Toluene-d8 (S)	%						96	96	70-130			

Results presented on this page are in the units indicated by the "Units" column except where an alternate unit is presented to the right of the result.

REPORT OF LABORATORY ANALYSIS

This report shall not be reproduced, except in full,
without the written consent of Pace Analytical Services, LLC.

Pace Analytical Services, LLC
9800 Kincey Ave. Suite 100
Huntersville, NC 28078
(704)875-9092

QUALIFIERS

Project: 2020-LI-2448
Pace Project No.: 92608302

DEFINITIONS

DF - Dilution Factor, if reported, represents the factor applied to the reported data due to dilution of the sample aliquot.

ND - Not Detected at or above adjusted reporting limit.

TNTC - Too Numerous To Count

J - Estimated concentration above the adjusted method detection limit and below the adjusted reporting limit.

MDL - Adjusted Method Detection Limit.

PQL - Practical Quantitation Limit.

RL - Reporting Limit - The lowest concentration value that meets project requirements for quantitative data with known precision and bias for a specific analyte in a specific matrix.

S - Surrogate

1,2-Diphenylhydrazine decomposes to and cannot be separated from Azobenzene using Method 8270. The result for each analyte is a combined concentration.

Consistent with EPA guidelines, unrounded data are displayed and have been used to calculate % recovery and RPD values.

LCS(D) - Laboratory Control Sample (Duplicate)

MS(D) - Matrix Spike (Duplicate)

DUP - Sample Duplicate

RPD - Relative Percent Difference

NC - Not Calculable.

SG - Silica Gel - Clean-Up

U - Indicates the compound was analyzed for, but not detected.

Acid preservation may not be appropriate for 2 Chloroethylvinyl ether.

A separate vial preserved to a pH of 4-5 is recommended in SW846 Chapter 4 for the analysis of Acrolein and Acrylonitrile by EPA Method 8260.

N-Nitrosodiphenylamine decomposes and cannot be separated from Diphenylamine using Method 8270. The result reported for each analyte is a combined concentration.

Reported results are not rounded until the final step prior to reporting. Therefore, calculated parameters that are typically reported as "Total" may vary slightly from the sum of the reported component parameters.

Pace Analytical is TNI accredited. Contact your Pace PM for the current list of accredited analytes.

TNI - The NELAC Institute.

ANALYTE QUALIFIERS

N2	The lab does not hold NELAC/TNI accreditation for this parameter but other accreditations/certifications may apply. A complete list of accreditations/certifications is available upon request.

REPORT OF LABORATORY ANALYSIS

This report shall not be reproduced, except in full,
without the written consent of Pace Analytical Services, LLC.

Pace Analytical Services, LLC
9800 Kincey Ave. Suite 100
Huntersville, NC 28078
(704)875-9092

QUALITY CONTROL DATA CROSS REFERENCE TABLE

Project: 2020-LI-2448
Pace Project No.: 92608302

Lab ID	Sample ID	QC Batch Method	QC Batch	Analytical Method	Analytical Batch
92608302001	**DUP-1**	MADEP VPH	703470		
92608302002	**FB-1**	MADEP VPH	703470		
92608302001	**DUP-1**	EPA 3010A	703813	EPA 6020B	703848
92608302002	**FB-1**	EPA 3010A	703813	EPA 6020B	703848
92608302001	**DUP-1**	SM 6200B	702973		
92608302002	**FB-1**	SM 6200B	702973		
92608302003	**Trip Blank**	SM 6200B	702973		

This report shall not be reproduced, except in full,
without the written consent of Pace Analytical Services, LLC.

Pace Analytical

CHAIN-OF-CUSTODY Analytical Request Document

Chain-of-Custody is a LEGAL DOCUMENT - Complete all relevent fields

LAB USE ONLY- WO# : 92608302

ALL 92608302

Company: Apex Companies

Address:

Billing Information:

Report To: Andrew Street

Email To: andrew.street@apexcos.com

Copy To:

Site Collection Info/Address: Huntersville Concord Rd

Customer Project Name/Number: 2020-4-2448

State: NC / County/City: Huntersville Time Zone Collected: [ ] PT [ ] MT [ ] CT [ ] ET

Phone:
Email:

Site/Facility ID #:

Compliance Monitoring? [ ] Yes [ ] No

Collected By (print): Vanessa Hunter

Purchase Order #:
Quote #:

DW PWS ID #:
DW Location Code:

Collected By (signature): [signature]

Turnaround Date Required: ASAP

Immediately Packed on Ice: [ ] Yes [ ] No

Sample Disposal: [ ] Dispose as appropriate [ ] Return [ ] Archive: _____ [ ] Hold: _____

Rush: [ ] Same Day [ ] Next Day [ ] 2 Day [ ] 3 Day [ ] 4 Day [ ] 5 Day (Expedite Charges Apply)

Field Filtered (if applicable): [ ] Yes [ ] No
Analysis: _____

* Matrix Codes (Insert in Matrix box below): Drinking Water (DW), Ground Water (GW), Wastewater (WW), Product (P), Soil/Solid (SL), Oil (OL), Wipe (WP), Air (AR), Tissue (TS), Bioassay (B), Vapor (V), Other (OT)

Container Preservative Type **

Lab Project Manager:

** Preservative Types: (1) nitric acid, (2) sulfuric acid, (3) hydrochloric acid, (4) sodium hydroxide, (5) zinc acetate, (6) methanol, (7) sodium bisulfate, (8) sodium thiosulfate, (9) hexane, (A) ascorbic acid, (B) ammonium sulfate, (C) ammonium hydroxide, (D) TSP, (U) Unpreserved, (O) Other _____

Analyses

Customer Sample ID	Matrix *	Comp / Grab	Collected (or Composite Start) Date	Collected (or Composite Start) Time	Composite End Date	Composite End Time	Res Cl	# of Ctns	VOCS 6200B	MADEP VPH	Lead	Lab Profile/Line:
Dup-1	DW	G	6/7/22	—	—	—	—	8	X	X	X	001
FB-1	OT	G	6/7/22	—	—	—	—	8	X	X	X	002
Trip Blank	OT	G	6/7/22	—	—	—	—	2	X			003

Lab Sample Receipt Checklist:

Custody Seals Present/Intact Y N NA
Custody Signatures Present Y N NA
Collector Signature Present Y N NA
Bottles Intact Y N NA
Correct Bottles Y N NA
Sufficient Volume Y N NA
Samples Received on Ice Y N NA
VOA - Headspace Acceptable Y N NA
USDA Regulated Soils Y N NA
Samples in Holding Time Y N NA
Residual Chlorine Present Y N NA
Cl Strips: _____
Sample pH Acceptable Y N NA
pH Strips: 223819AV
Sulfide Present Y N NA
Lead Acetate Strips: _____

LAB USE ONLY:
Lab Sample # / Comments:
92608302

Customer Remarks / Special Conditions / Possible Hazards:

Type of Ice Used: Wet Blue Dry None

Packing Material Used: BB

Radchem sample(s) screened (<500 cpm): Y N NA

SHORT HOLDS PRESENT (<72 hours): Y N N/A

Lab Tracking #: 2517692

Samples received via: FEDEX UPS Client Courier Pace Courier

Lab Sample Temperature Info:
Temp Blank Received: Y N NA
Therm ID#: 92 3064
Cooler 1 Temp Upon Receipt: 3.7 oC
Cooler 1 Therm Corr. Factor: 0 oC
Cooler 1 Corrected Temp: 3.8 oC
Comments:

Relinquished by/Company: (Signature)	Date/Time:	Received by/Company: (Signature)	Date/Time:
[signature] APEX	6/7/22 1135	DP PACE HVL	6/7/22 1135
Relinquished by/Company: (Signature)	Date/Time:	Received by/Company: (Signature)	Date/Time:
Relinquished by/Company: (Signature)	Date/Time:	Received by/Company: (Signature)	Date/Time:

MTJL LAB USE ONLY
Table #:
Acctnum:
Template:
Prelogin:
PM:
PB:

Trip Blank Received: Y N NA
HCL MeOH TSP Other

Non Conformance(s): YES / NO

Page: _____ of: _____

WO#: 92608302

Project

PM: AMB Due Date: 06/14/22

CLIENT: 92-APEX MOOR

*Check mark top half of box if pH and/or dechlorination is verified and within the acceptance range for preservation samples.

Exceptions: VOA, coliform, TOC, Oil and Grease, DRO/8015 (water), DOC, ULHg

**Bottom half of box is to list number of bottles

***Check all unpreserved Nitrates for chlorine

Item#	BP4U-125 mL Plastic Unpreserved (N/A) (Cl-)	BP3U-250 mL Plastic Unpreserved (N/A)	BP2U-500 mL Plastic Unpreserved (N/A)	BP1U-1 liter Plastic Unpreserved (N/A)	BP4S-125 mL Plastic H2SO4 (pH < 2) (Cl-)	BP3N-250 mL plastic HNO3 (pH < 2)	BP4Z-125 mL Plastic ZN Acetate & NaOH (>9)	BP4B-125 mL Plastic NaOH (pH > 12) (Cl-)	WGFU-Wide-mouthed Glass jar Unpreserved	AG1U-1 liter Amber Unpreserved (N/A) (Cl-)	AG1H-1 liter Amber HCl (pH < 2)	AG3U-250 mL Amber Unpreserved (N/A) (Cl-)	AG1S-1 liter Amber H2SO4 (pH < 2)	AG3S-250 mL Amber H2SO4 (pH < 2)	DG9A-250 mL Amber NH4Cl (N/A)(Cl-)	DG9H-40 mL VOA HCl (N/A)	VG9T-40 mL VOA Na2S2O3 (N/A)	VG9U-40 mL VOA Unpreserved (N/A)	DG9V-40 mL VOA H3PO4 (N/A)	DG9S-40 mL VOA H2SO4 (N/A)	V/GK (3 vials per kit)-VPH/Gas kit (N/A)	SPST-125 mL Sterile Plastic (N/A – lab)	SP2T-250 mL Sterile Plastic (N/A – lab)		BP3R-250 mL Plastic (NH2)2SO4 (9.3-9.7)	AG0U-100 mL Amber Unpreserved (N/A) (Cl-)	VSGU-20 mL Scintillation vials (N/A)	DG9U-40 mL Amber Unpreserved vials (N/A)
1						1										7												
2						1										7												
3																2												
4																												
5																												
6																												
7																												
8																												
9																												
10																												
11																												
12																												

pH Adjustment Log for Preserved Samples

Sample ID	Type of Preservative	pH upon receipt	Date preservation adjusted	Time preservation adjusted	Amount of Preservative added	Lot #

Note: Whenever there is a discrepancy affecting North Carolina compliance samples, a copy of this form will be sent to the North Carolina DENR Certification Office (i.e. Out of hold, incorrect preservative, out of temp, incorrect containers.

Pace Analytical Services, LLC
9800 Kincey Ave. Suite 100
Huntersville, NC 28078
(704)875-9092

June 14, 2022

Andrew Street
Apex Companies - NC
5900 Northwoods Business Pkwy
Suite 5900-0
Charlotte, NC 28269

RE: Project: 2020-LI-2448
Pace Project No.: 92608308

Dear Andrew Street:

Enclosed are the analytical results for sample(s) received by the laboratory on June 07, 2022. The results relate only to the samples included in this report. Results reported herein conform to the applicable TNI/NELAC Standards and the laboratory's Quality Manual, where applicable, unless otherwise noted in the body of the report.

The test results provided in this final report were generated by each of the following laboratories within the Pace Network:

- Pace Analytical Services - Asheville
- Pace Analytical Services - Charlotte

If you have any questions concerning this report, please feel free to contact me.

Sincerely,

Angela M. Baioni

Angela Baioni
angela.baioni@pacelabs.com
(704)875-9092
Project Manager

Enclosures

cc: J Culbreath, Colonial Pipeline Company
Naomi Fretz, APEX Companies, LLC
Robert Hughes, Colonial Pipeline
Jamie Moran, APEX Companies, LLC
Jeff Morrison, Colonial Pipeline Company
Tom Naumann, APEX Companies - NC
Joe Nicolette, Montrose-EPS
Kaitlyn Nootens, Apex Companies
Christopher Schultz, Apex Companies
Matt Teixeira, Apex Companies, LLC
Michael Verdon, Colonial Pipeline Company
JM Wyatt, Colonial Pipeline Company

REPORT OF LABORATORY ANALYSIS

This report shall not be reproduced, except in full,
without the written consent of Pace Analytical Services, LLC.

Pace Analytical Services, LLC
9800 Kincey Ave. Suite 100
Huntersville, NC 28078
(704)875-9092

CERTIFICATIONS

Project: 2020-LI-2448
Pace Project No.: 92608308

Pace Analytical Services Charlotte

South Carolina Laboratory ID: 99006
9800 Kincey Ave. Ste 100, Huntersville, NC 28078
North Carolina Drinking Water Certification #: 37706
North Carolina Field Services Certification #: 5342
North Carolina Wastewater Certification #: 12
South Carolina Laboratory ID: 99006
South Carolina Certification #: 99006001
South Carolina Drinking Water Cert. #: 99006003
Florida/NELAP Certification #: E87627
Kentucky UST Certification #: 84
Louisiana DoH Drinking Water #: LA029
Virginia/VELAP Certification #: 460221

Pace Analytical Services Asheville

2225 Riverside Drive, Asheville, NC 28804
Florida/NELAP Certification #: E87648
North Carolina Drinking Water Certification #: 37712
North Carolina Wastewater Certification #: 40
South Carolina Laboratory ID: 99030
South Carolina Certification #: 99030001
Virginia/VELAP Certification #: 460222

This report shall not be reproduced, except in full,
without the written consent of Pace Analytical Services, LLC.

Pace Analytical Services, LLC
9800 Kincey Ave. Suite 100
Huntersville, NC 28078
(704)875-9092

SAMPLE SUMMARY

Project: 2020-LI-2448
Pace Project No.: 92608308

Lab ID	Sample ID	Matrix	Date Collected	Date Received
92608308001	**13835-AC-RD-20220607**	Water	06/07/22 00:00	06/07/22 11:35

REPORT OF LABORATORY ANALYSIS

This report shall not be reproduced, except in full,
without the written consent of Pace Analytical Services, LLC.

Pace Analytical Services, LLC
9800 Kincey Ave. Suite 100
Huntersville, NC 28078
(704)875-9092

SAMPLE ANALYTE COUNT

Project: 2020-LI-2448
Pace Project No.: 92608308

Lab ID	Sample ID	Method	Analysts	Analytes Reported	Laboratory
92608308001	**13835-AC-RD-20220607**	MADEP VPH	MAD	6	PASI-C
		EPA 6020B	DBB1	1	PASI-A
		SM 6200B	CL	64	PASI-C

PASI-A = Pace Analytical Services - Asheville
PASI-C = Pace Analytical Services - Charlotte

This report shall not be reproduced, except in full,
without the written consent of Pace Analytical Services, LLC.

Pace Analytical Services, LLC
9800 Kincey Ave. Suite 100
Huntersville, NC 28078
(704)875-9092

ANALYTICAL RESULTS

Project: 2020-LI-2448
Pace Project No.: 92608308

Sample: 13835-AC-RD-20220607 **Lab ID: 92608308001** Collected: 06/07/22 00:00 Received: 06/07/22 11:35 Matrix: Water

Parameters	Results	Units	Report Limit	MDL	DF	Prepared	Analyzed	CAS No.	Qual
VPH NC Water	Analytical Method: MADEP VPH Pace Analytical Services - Charlotte								
Total VPH (C5-C12)	ND	ug/L	50.0	50.0	1		06/10/22 08:23		N2
Aliphatic (C05-C08)	ND	ug/L	50.0	50.0	1		06/10/22 08:23		N2
Aliphatic(C09-C12) Adjusted	ND	ug/L	50.0	50.0	1		06/10/22 08:23		N2
Aromatic (C09-C10)	ND	ug/L	50.0	50.0	1		06/10/22 08:23		N2
Surrogates									
4-Bromofluorobenzene (FID) (S)	99	%	70-130		1		06/10/22 08:23	460-00-4	
4-Bromofluorobenzene (PID) (S)	86	%	70-130		1		06/10/22 08:23	460-00-4	
6020 MET ICPMS	Analytical Method: EPA 6020B Preparation Method: EPA 3010A Pace Analytical Services - Asheville								
Lead	**0.22J**	ug/L	1.0	0.077	1	06/11/22 01:56	06/12/22 23:43	7439-92-1	
6200B MSV	Analytical Method: SM 6200B Pace Analytical Services - Charlotte								
Benzene	ND	ug/L	0.50	0.34	1		06/09/22 18:12	71-43-2	
Bromobenzene	ND	ug/L	0.50	0.29	1		06/09/22 18:12	108-86-1	
Bromochloromethane	ND	ug/L	0.50	0.47	1		06/09/22 18:12	74-97-5	
Bromodichloromethane	ND	ug/L	0.50	0.31	1		06/09/22 18:12	75-27-4	
Bromoform	ND	ug/L	0.50	0.34	1		06/09/22 18:12	75-25-2	
Bromomethane	ND	ug/L	5.0	1.7	1		06/09/22 18:12	74-83-9	
n-Butylbenzene	ND	ug/L	0.50	0.49	1		06/09/22 18:12	104-51-8	
sec-Butylbenzene	ND	ug/L	0.50	0.40	1		06/09/22 18:12	135-98-8	
tert-Butylbenzene	ND	ug/L	0.50	0.32	1		06/09/22 18:12	98-06-6	
Carbon tetrachloride	ND	ug/L	0.50	0.33	1		06/09/22 18:12	56-23-5	
Chlorobenzene	ND	ug/L	0.50	0.28	1		06/09/22 18:12	108-90-7	
Chloroethane	ND	ug/L	1.0	0.65	1		06/09/22 18:12	75-00-3	
Chloroform	ND	ug/L	0.50	0.43	1		06/09/22 18:12	67-66-3	
Chloromethane	ND	ug/L	1.0	0.54	1		06/09/22 18:12	74-87-3	
2-Chlorotoluene	ND	ug/L	0.50	0.32	1		06/09/22 18:12	95-49-8	
4-Chlorotoluene	ND	ug/L	0.50	0.32	1		06/09/22 18:12	106-43-4	
1,2-Dibromo-3-chloropropane	ND	ug/L	1.0	0.34	1		06/09/22 18:12	96-12-8	
Dibromochloromethane	ND	ug/L	0.50	0.36	1		06/09/22 18:12	124-48-1	
1,2-Dibromoethane (EDB)	ND	ug/L	0.50	0.27	1		06/09/22 18:12	106-93-4	
Dibromomethane	ND	ug/L	0.50	0.39	1		06/09/22 18:12	74-95-3	
1,2-Dichlorobenzene	ND	ug/L	0.50	0.34	1		06/09/22 18:12	95-50-1	
1,3-Dichlorobenzene	ND	ug/L	0.50	0.34	1		06/09/22 18:12	541-73-1	
1,4-Dichlorobenzene	ND	ug/L	0.50	0.33	1		06/09/22 18:12	106-46-7	
Dichlorodifluoromethane	ND	ug/L	0.50	0.35	1		06/09/22 18:12	75-71-8	
1,1-Dichloroethane	ND	ug/L	0.50	0.37	1		06/09/22 18:12	75-34-3	
1,2-Dichloroethane	ND	ug/L	0.50	0.32	1		06/09/22 18:12	107-06-2	
1,1-Dichloroethene	ND	ug/L	0.50	0.35	1		06/09/22 18:12	75-35-4	
cis-1,2-Dichloroethene	ND	ug/L	0.50	0.38	1		06/09/22 18:12	156-59-2	
trans-1,2-Dichloroethene	ND	ug/L	0.50	0.40	1		06/09/22 18:12	156-60-5	
1,2-Dichloropropane	ND	ug/L	0.50	0.36	1		06/09/22 18:12	78-87-5	
1,3-Dichloropropane	ND	ug/L	0.50	0.28	1		06/09/22 18:12	142-28-9	

REPORT OF LABORATORY ANALYSIS

This report shall not be reproduced, except in full,
without the written consent of Pace Analytical Services, LLC.

Pace Analytical Services, LLC
9800 Kincey Ave. Suite 100
Huntersville, NC 28078
(704)875-9092

ANALYTICAL RESULTS

Project: 2020-LI-2448
Pace Project No.: 92608308

Sample: 13835-AC-RD-20220607 **Lab ID: 92608308001** Collected: 06/07/22 00:00 Received: 06/07/22 11:35 Matrix: Water

Parameters	Results	Units	Report Limit	MDL	DF	Prepared	Analyzed	CAS No.	Qual
6200B MSV	Analytical Method: SM 6200B Pace Analytical Services - Charlotte								
2,2-Dichloropropane	ND	ug/L	0.50	0.39	1		06/09/22 18:12	594-20-7	
1,1-Dichloropropene	ND	ug/L	0.50	0.43	1		06/09/22 18:12	563-58-6	
cis-1,3-Dichloropropene	ND	ug/L	0.50	0.36	1		06/09/22 18:12	10061-01-5	
trans-1,3-Dichloropropene	ND	ug/L	0.50	0.36	1		06/09/22 18:12	10061-02-6	
Diisopropyl ether	ND	ug/L	0.50	0.31	1		06/09/22 18:12	108-20-3	
Ethanol	ND	ug/L	200	72.2	1		06/09/22 18:12	64-17-5	
Ethylbenzene	ND	ug/L	0.50	0.30	1		06/09/22 18:12	100-41-4	
Hexachloro-1,3-butadiene	ND	ug/L	2.0	1.5	1		06/09/22 18:12	87-68-3	
Isopropylbenzene (Cumene)	ND	ug/L	0.50	0.33	1		06/09/22 18:12	98-82-8	
Methylene Chloride	ND	ug/L	2.0	2.0	1		06/09/22 18:12	75-09-2	
Methyl-tert-butyl ether	ND	ug/L	0.50	0.42	1		06/09/22 18:12	1634-04-4	
Naphthalene	ND	ug/L	2.0	0.64	1		06/09/22 18:12	91-20-3	
n-Propylbenzene	ND	ug/L	0.50	0.34	1		06/09/22 18:12	103-65-1	
Styrene	ND	ug/L	0.50	0.29	1		06/09/22 18:12	100-42-5	
1,1,1,2-Tetrachloroethane	ND	ug/L	0.50	0.31	1		06/09/22 18:12	630-20-6	
1,1,2,2-Tetrachloroethane	ND	ug/L	0.50	0.22	1		06/09/22 18:12	79-34-5	
Tetrachloroethene	ND	ug/L	0.50	0.29	1		06/09/22 18:12	127-18-4	
Toluene	ND	ug/L	0.50	0.48	1		06/09/22 18:12	108-88-3	
1,2,3-Trichlorobenzene	ND	ug/L	2.0	0.81	1		06/09/22 18:12	87-61-6	
1,2,4-Trichlorobenzene	ND	ug/L	2.0	0.64	1		06/09/22 18:12	120-82-1	
1,1,1-Trichloroethane	ND	ug/L	0.50	0.33	1		06/09/22 18:12	71-55-6	
1,1,2-Trichloroethane	ND	ug/L	0.50	0.32	1		06/09/22 18:12	79-00-5	
Trichloroethene	ND	ug/L	0.50	0.38	1		06/09/22 18:12	79-01-6	
Trichlorofluoromethane	ND	ug/L	1.0	0.30	1		06/09/22 18:12	75-69-4	
1,2,3-Trichloropropane	ND	ug/L	0.50	0.26	1		06/09/22 18:12	96-18-4	
1,2,4-Trimethylbenzene	ND	ug/L	0.50	0.50	1		06/09/22 18:12	95-63-6	
1,3,5-Trimethylbenzene	ND	ug/L	0.50	0.33	1		06/09/22 18:12	108-67-8	
Vinyl chloride	ND	ug/L	1.0	0.39	1		06/09/22 18:12	75-01-4	
m&p-Xylene	ND	ug/L	1.0	0.71	1		06/09/22 18:12	179601-23-1	
o-Xylene	ND	ug/L	0.50	0.34	1		06/09/22 18:12	95-47-6	
Surrogates									
1,2-Dichloroethane-d4 (S)	87	%	70-130		1		06/09/22 18:12	17060-07-0	
4-Bromofluorobenzene (S)	96	%	70-130		1		06/09/22 18:12	460-00-4	
Toluene-d8 (S)	93	%	70-130		1		06/09/22 18:12	2037-26-5	

REPORT OF LABORATORY ANALYSIS

This report shall not be reproduced, except in full,
without the written consent of Pace Analytical Services, LLC.

Pace Analytical Services, LLC
9800 Kincey Ave. Suite 100
Huntersville, NC 28078
(704)875-9092

QUALITY CONTROL DATA

Project: 2020-LI-2448
Pace Project No.: 92608308

QC Batch: 703470
QC Batch Method: MADEP VPH
Analysis Method: MADEP VPH
Analysis Description: VPH NC Water
Laboratory: Pace Analytical Services - Charlotte
Associated Lab Samples: 92608308001

METHOD BLANK: 3671154 Matrix: Water
Associated Lab Samples: 92608308001

Parameter	Units	Blank Result	Reporting Limit	MDL	Analyzed	Qualifiers
Aliphatic (C05-C08)	ug/L	ND	50.0	50.0	06/10/22 02:37	N2
Aromatic (C09-C10)	ug/L	ND	50.0	50.0	06/10/22 02:37	N2
4-Bromofluorobenzene (FID) (S)	%	96	70-130		06/10/22 02:37	
4-Bromofluorobenzene (PID) (S)	%	84	70-130		06/10/22 02:37	

LABORATORY CONTROL SAMPLE & LCSD: 3671155 3671156

Parameter	Units	Spike Conc.	LCS Result	LCSD Result	LCS % Rec	LCSD % Rec	% Rec Limits	RPD	Max RPD	Qualifiers
Aliphatic (C05-C08)	ug/L	300	378	366	126	122	70-130	3	25	N2
Aromatic (C09-C10)	ug/L	100	94.9	95.5	95	95	70-130	1	25	N2
4-Bromofluorobenzene (FID) (S)	%				98	99	70-130			
4-Bromofluorobenzene (PID) (S)	%				87	88	70-130			

Results presented on this page are in the units indicated by the "Units" column except where an alternate unit is presented to the right of the result.

REPORT OF LABORATORY ANALYSIS

This report shall not be reproduced, except in full,
without the written consent of Pace Analytical Services, LLC.

Pace Analytical Services, LLC
9800 Kincey Ave. Suite 100
Huntersville, NC 28078
(704)875-9092

QUALITY CONTROL DATA

Project: 2020-LI-2448
Pace Project No.: 92608308

QC Batch: 703813
QC Batch Method: EPA 3010A
Analysis Method: EPA 6020B
Analysis Description: 6020 MET
Laboratory: Pace Analytical Services - Asheville
Associated Lab Samples: 92608308001

METHOD BLANK: 3673138 Matrix: Water
Associated Lab Samples: 92608308001

Parameter	Units	Blank Result	Reporting Limit	MDL	Analyzed	Qualifiers
Lead	ug/L	ND	1.0	0.077	06/12/22 23:08	

LABORATORY CONTROL SAMPLE: 3673139

Parameter	Units	Spike Conc.	LCS Result	LCS % Rec	% Rec Limits	Qualifiers
Lead	ug/L	50	48.1	96	80-120	

MATRIX SPIKE & MATRIX SPIKE DUPLICATE: 3673140 3673141

Parameter	Units	92608268001 Result	MS Spike Conc.	MSD Spike Conc.	MS Result	MSD Result	MS % Rec	MSD % Rec	% Rec Limits	RPD	Max RPD	Qual
Lead	ug/L	2.1	50	50	52.0	50.9	100	97	75-125	2	20	

Results presented on this page are in the units indicated by the "Units" column except where an alternate unit is presented to the right of the result.

REPORT OF LABORATORY ANALYSIS

This report shall not be reproduced, except in full,
without the written consent of Pace Analytical Services, LLC.

Pace Analytical Services, LLC
9800 Kincey Ave. Suite 100
Huntersville, NC 28078
(704)875-9092

QUALITY CONTROL DATA

Project: 2020-LI-2448
Pace Project No.: 92608308

QC Batch: 702973
QC Batch Method: SM 6200B
Analysis Method: SM 6200B
Analysis Description: 6200B MSV
Laboratory: Pace Analytical Services - Charlotte

Associated Lab Samples: 92608308001

METHOD BLANK: 3668484 Matrix: Water
Associated Lab Samples: 92608308001

Parameter	Units	Blank Result	Reporting Limit	MDL	Analyzed	Qualifiers
1,1,1,2-Tetrachloroethane	ug/L	ND	0.50	0.31	06/09/22 13:01	
1,1,1-Trichloroethane	ug/L	ND	0.50	0.33	06/09/22 13:01	
1,1,2,2-Tetrachloroethane	ug/L	ND	0.50	0.22	06/09/22 13:01	
1,1,2-Trichloroethane	ug/L	ND	0.50	0.32	06/09/22 13:01	
1,1-Dichloroethane	ug/L	ND	0.50	0.37	06/09/22 13:01	
1,1-Dichloroethene	ug/L	ND	0.50	0.35	06/09/22 13:01	
1,1-Dichloropropene	ug/L	ND	0.50	0.43	06/09/22 13:01	
1,2,3-Trichlorobenzene	ug/L	ND	2.0	0.81	06/09/22 13:01	
1,2,3-Trichloropropane	ug/L	ND	0.50	0.26	06/09/22 13:01	
1,2,4-Trichlorobenzene	ug/L	ND	2.0	0.64	06/09/22 13:01	
1,2,4-Trimethylbenzene	ug/L	ND	0.50	0.50	06/09/22 13:01	
1,2-Dibromo-3-chloropropane	ug/L	ND	1.0	0.34	06/09/22 13:01	
1,2-Dibromoethane (EDB)	ug/L	ND	0.50	0.27	06/09/22 13:01	
1,2-Dichlorobenzene	ug/L	ND	0.50	0.34	06/09/22 13:01	
1,2-Dichloroethane	ug/L	ND	0.50	0.32	06/09/22 13:01	
1,2-Dichloropropane	ug/L	ND	0.50	0.36	06/09/22 13:01	
1,3,5-Trimethylbenzene	ug/L	ND	0.50	0.33	06/09/22 13:01	
1,3-Dichlorobenzene	ug/L	ND	0.50	0.34	06/09/22 13:01	
1,3-Dichloropropane	ug/L	ND	0.50	0.28	06/09/22 13:01	
1,4-Dichlorobenzene	ug/L	ND	0.50	0.33	06/09/22 13:01	
2,2-Dichloropropane	ug/L	ND	0.50	0.39	06/09/22 13:01	
2-Chlorotoluene	ug/L	ND	0.50	0.32	06/09/22 13:01	
4-Chlorotoluene	ug/L	ND	0.50	0.32	06/09/22 13:01	
Benzene	ug/L	ND	0.50	0.34	06/09/22 13:01	
Bromobenzene	ug/L	ND	0.50	0.29	06/09/22 13:01	
Bromochloromethane	ug/L	ND	0.50	0.47	06/09/22 13:01	
Bromodichloromethane	ug/L	ND	0.50	0.31	06/09/22 13:01	
Bromoform	ug/L	ND	0.50	0.34	06/09/22 13:01	
Bromomethane	ug/L	ND	5.0	1.7	06/09/22 13:01	
Carbon tetrachloride	ug/L	ND	0.50	0.33	06/09/22 13:01	
Chlorobenzene	ug/L	ND	0.50	0.28	06/09/22 13:01	
Chloroethane	ug/L	ND	1.0	0.65	06/09/22 13:01	
Chloroform	ug/L	ND	0.50	0.43	06/09/22 13:01	
Chloromethane	ug/L	ND	1.0	0.54	06/09/22 13:01	
cis-1,2-Dichloroethene	ug/L	ND	0.50	0.38	06/09/22 13:01	
cis-1,3-Dichloropropene	ug/L	ND	0.50	0.36	06/09/22 13:01	
Dibromochloromethane	ug/L	ND	0.50	0.36	06/09/22 13:01	
Dibromomethane	ug/L	ND	0.50	0.39	06/09/22 13:01	
Dichlorodifluoromethane	ug/L	ND	0.50	0.35	06/09/22 13:01	
Diisopropyl ether	ug/L	ND	0.50	0.31	06/09/22 13:01	

Results presented on this page are in the units indicated by the "Units" column except where an alternate unit is presented to the right of the result.

REPORT OF LABORATORY ANALYSIS

This report shall not be reproduced, except in full,
without the written consent of Pace Analytical Services, LLC.

Pace Analytical Services, LLC
9800 Kincey Ave. Suite 100
Huntersville, NC 28078
(704)875-9092

QUALITY CONTROL DATA

Project: 2020-LI-2448
Pace Project No.: 92608308

METHOD BLANK: 3668484 Matrix: Water
Associated Lab Samples: 92608308001

Parameter	Units	Blank Result	Reporting Limit	MDL	Analyzed	Qualifiers
Ethanol	ug/L	ND	200	72.2	06/09/22 13:01	
Ethylbenzene	ug/L	ND	0.50	0.30	06/09/22 13:01	
Hexachloro-1,3-butadiene	ug/L	ND	2.0	1.5	06/09/22 13:01	
Isopropylbenzene (Cumene)	ug/L	ND	0.50	0.33	06/09/22 13:01	
m&p-Xylene	ug/L	ND	1.0	0.71	06/09/22 13:01	
Methyl-tert-butyl ether	ug/L	ND	0.50	0.42	06/09/22 13:01	
Methylene Chloride	ug/L	ND	2.0	2.0	06/09/22 13:01	
n-Butylbenzene	ug/L	ND	0.50	0.49	06/09/22 13:01	
n-Propylbenzene	ug/L	ND	0.50	0.34	06/09/22 13:01	
Naphthalene	ug/L	ND	2.0	0.64	06/09/22 13:01	
o-Xylene	ug/L	ND	0.50	0.34	06/09/22 13:01	
sec-Butylbenzene	ug/L	ND	0.50	0.40	06/09/22 13:01	
Styrene	ug/L	ND	0.50	0.29	06/09/22 13:01	
tert-Butylbenzene	ug/L	ND	0.50	0.32	06/09/22 13:01	
Tetrachloroethene	ug/L	ND	0.50	0.29	06/09/22 13:01	
Toluene	ug/L	ND	0.50	0.48	06/09/22 13:01	
trans-1,2-Dichloroethene	ug/L	ND	0.50	0.40	06/09/22 13:01	
trans-1,3-Dichloropropene	ug/L	ND	0.50	0.36	06/09/22 13:01	
Trichloroethene	ug/L	ND	0.50	0.38	06/09/22 13:01	
Trichlorofluoromethane	ug/L	ND	1.0	0.30	06/09/22 13:01	
Vinyl chloride	ug/L	ND	1.0	0.39	06/09/22 13:01	
1,2-Dichloroethane-d4 (S)	%	86	70-130		06/09/22 13:01	
4-Bromofluorobenzene (S)	%	97	70-130		06/09/22 13:01	
Toluene-d8 (S)	%	97	70-130		06/09/22 13:01	

LABORATORY CONTROL SAMPLE: 3668485

Parameter	Units	Spike Conc.	LCS Result	LCS % Rec	% Rec Limits	Qualifiers
1,1,1,2-Tetrachloroethane	ug/L	50	49.6	99	60-140	
1,1,1-Trichloroethane	ug/L	50	39.2	78	60-140	
1,1,2,2-Tetrachloroethane	ug/L	50	46.4	93	60-140	
1,1,2-Trichloroethane	ug/L	50	44.8	90	60-140	
1,1-Dichloroethane	ug/L	50	37.4	75	60-140	
1,1-Dichloroethene	ug/L	50	38.4	77	60-140	
1,1-Dichloropropene	ug/L	50	39.5	79	60-140	
1,2,3-Trichlorobenzene	ug/L	50	50.3	101	60-140	
1,2,3-Trichloropropane	ug/L	50	41.3	83	60-140	
1,2,4-Trichlorobenzene	ug/L	50	47.9	96	60-140	
1,2,4-Trimethylbenzene	ug/L	50	46.4	93	60-140	
1,2-Dibromo-3-chloropropane	ug/L	50	48.4	97	60-140	
1,2-Dibromoethane (EDB)	ug/L	50	48.4	97	60-140	
1,2-Dichlorobenzene	ug/L	50	47.3	95	60-140	
1,2-Dichloroethane	ug/L	50	37.8	76	60-140	
1,2-Dichloropropane	ug/L	50	43.4	87	60-140	

Results presented on this page are in the units indicated by the "Units" column except where an alternate unit is presented to the right of the result.

REPORT OF LABORATORY ANALYSIS

This report shall not be reproduced, except in full,
without the written consent of Pace Analytical Services, LLC.

Pace Analytical Services, LLC
9800 Kincey Ave. Suite 100
Huntersville, NC 28078
(704)875-9092

QUALITY CONTROL DATA

Project: 2020-LI-2448
Pace Project No.: 92608308

LABORATORY CONTROL SAMPLE: 3668485

Parameter	Units	Spike Conc.	LCS Result	LCS % Rec	% Rec Limits	Qualifiers
1,3,5-Trimethylbenzene	ug/L	50	47.4	95	60-140	
1,3-Dichlorobenzene	ug/L	50	45.9	92	60-140	
1,3-Dichloropropane	ug/L	50	45.2	90	60-140	
1,4-Dichlorobenzene	ug/L	50	46.3	93	60-140	
2,2-Dichloropropane	ug/L	50	37.8	76	60-140	
2-Chlorotoluene	ug/L	50	46.3	93	60-140	
4-Chlorotoluene	ug/L	50	46.5	93	60-140	
Benzene	ug/L	50	41.5	83	60-140	
Bromobenzene	ug/L	50	47.3	95	60-140	
Bromochloromethane	ug/L	50	35.1	70	60-140	
Bromodichloromethane	ug/L	50	47.2	94	60-140	
Bromoform	ug/L	50	41.5	83	60-140	
Bromomethane	ug/L	50	38.2	76	60-140	
Carbon tetrachloride	ug/L	50	46.2	92	60-140	
Chlorobenzene	ug/L	50	45.9	92	60-140	
Chloroethane	ug/L	50	40.5	81	60-140	
Chloroform	ug/L	50	37.7	75	60-140	
Chloromethane	ug/L	50	35.8	72	60-140	
cis-1,2-Dichloroethene	ug/L	50	37.3	75	60-140	
cis-1,3-Dichloropropene	ug/L	50	45.7	91	60-140	
Dibromochloromethane	ug/L	50	50.3	101	60-140	
Dibromomethane	ug/L	50	46.1	92	60-140	
Dichlorodifluoromethane	ug/L	50	39.0	78	60-140	
Diisopropyl ether	ug/L	50	37.5	75	60-140	
Ethanol	ug/L	2000	1400	70	60-140	
Ethylbenzene	ug/L	50	44.4	89	60-140	
Hexachloro-1,3-butadiene	ug/L	50	48.3	97	60-140	
Isopropylbenzene (Cumene)	ug/L	50	44.9	90	60-140	
m&p-Xylene	ug/L	100	90.5	91	60-140	
Methyl-tert-butyl ether	ug/L	50	37.7	75	60-140	
Methylene Chloride	ug/L	50	35.7	71	60-140	
n-Butylbenzene	ug/L	50	47.0	94	60-140	
n-Propylbenzene	ug/L	50	45.9	92	60-140	
Naphthalene	ug/L	50	50.3	101	60-140	
o-Xylene	ug/L	50	46.7	93	60-140	
sec-Butylbenzene	ug/L	50	46.0	92	60-140	
Styrene	ug/L	50	47.5	95	60-140	
tert-Butylbenzene	ug/L	50	40.2	80	60-140	
Tetrachloroethene	ug/L	50	45.7	91	60-140	
Toluene	ug/L	50	43.2	86	60-140	
trans-1,2-Dichloroethene	ug/L	50	37.8	76	60-140	
trans-1,3-Dichloropropene	ug/L	50	45.9	92	60-140	
Trichloroethene	ug/L	50	44.0	88	60-140	
Trichlorofluoromethane	ug/L	50	39.5	79	60-140	
Vinyl chloride	ug/L	50	37.0	74	60-140	
1,2-Dichloroethane-d4 (S)	%			80	70-130	
4-Bromofluorobenzene (S)	%			101	70-130	

Results presented on this page are in the units indicated by the "Units" column except where an alternate unit is presented to the right of the result.

REPORT OF LABORATORY ANALYSIS

This report shall not be reproduced, except in full,
without the written consent of Pace Analytical Services, LLC.

Pace Analytical Services, LLC
9800 Kincey Ave. Suite 100
Huntersville, NC 28078
(704)875-9092

QUALITY CONTROL DATA

Project: 2020-LI-2448
Pace Project No.: 92608308

LABORATORY CONTROL SAMPLE: 3668485

Parameter	Units	Spike Conc.	LCS Result	LCS % Rec	% Rec Limits	Qualifiers
Toluene-d8 (S)	%			97	70-130	

MATRIX SPIKE & MATRIX SPIKE DUPLICATE: 3668486 3668487

Parameter	Units	92608314001 Result	MS Spike Conc.	MSD Spike Conc.	MS Result	MSD Result	MS % Rec	MSD % Rec	% Rec Limits	RPD	Max RPD	Qual
1,1,1,2-Tetrachloroethane	ug/L	ND	20	20	21.6	21.2	108	106	60-140	2	30	
1,1,1-Trichloroethane	ug/L	ND	20	20	17.8	17.7	89	88	60-140	0	30	
1,1,2,2-Tetrachloroethane	ug/L	ND	20	20	19.3	19.3	96	96	60-140	0	30	
1,1,2-Trichloroethane	ug/L	ND	20	20	19.0	19.6	95	98	60-140	3	30	
1,1-Dichloroethane	ug/L	ND	20	20	16.5	16.4	83	82	60-140	1	30	
1,1-Dichloroethene	ug/L	ND	20	20	17.1	17.4	85	87	60-140	2	30	
1,1-Dichloropropene	ug/L	ND	20	20	17.3	17.9	87	89	60-140	3	30	
1,2,3-Trichlorobenzene	ug/L	ND	20	20	19.4	19.7	97	98	60-140	1	30	
1,2,3-Trichloropropane	ug/L	ND	20	20	16.9	17.5	85	88	60-140	3	30	
1,2,4-Trichlorobenzene	ug/L	ND	20	20	18.6	18.2	93	91	60-140	2	30	
1,2,4-Trimethylbenzene	ug/L	ND	20	20	18.6	18.2	93	91	60-140	2	30	
1,2-Dibromo-3-chloropropane	ug/L	ND	20	20	19.7	18.7	99	94	60-140	5	30	
1,2-Dibromoethane (EDB)	ug/L	ND	20	20	20.3	20.5	102	102	60-140	1	30	
1,2-Dichlorobenzene	ug/L	ND	20	20	18.7	18.3	94	92	60-140	2	30	
1,2-Dichloroethane	ug/L	ND	20	20	16.8	16.8	84	84	60-140	0	30	
1,2-Dichloropropane	ug/L	ND	20	20	19.2	19.4	96	97	60-140	1	30	
1,3,5-Trimethylbenzene	ug/L	ND	20	20	20.0	19.5	100	97	60-140	2	30	
1,3-Dichlorobenzene	ug/L	ND	20	20	18.5	18.0	93	90	60-140	3	30	
1,3-Dichloropropane	ug/L	ND	20	20	19.9	19.5	100	97	60-140	2	30	
1,4-Dichlorobenzene	ug/L	ND	20	20	18.0	17.7	90	89	60-140	2	30	
2,2-Dichloropropane	ug/L	ND	20	20	15.0	15.5	75	77	60-140	3	30	
2-Chlorotoluene	ug/L	ND	20	20	19.0	18.5	95	93	60-140	2	30	
4-Chlorotoluene	ug/L	ND	20	20	19.0	18.2	95	91	60-140	5	30	
Benzene	ug/L	ND	20	20	18.1	17.8	91	89	60-140	2	30	
Bromobenzene	ug/L	ND	20	20	20.0	19.8	100	99	60-140	1	30	
Bromochloromethane	ug/L	ND	20	20	16.3	17.8	82	89	60-140	9	30	
Bromodichloromethane	ug/L	ND	20	20	20.0	19.7	100	98	60-140	2	30	
Bromoform	ug/L	ND	20	20	17.1	17.0	86	85	60-140	1	30	
Bromomethane	ug/L	ND	20	20	12.7	15.0	64	75	60-140	16	30	
Carbon tetrachloride	ug/L	ND	20	20	20.5	20.6	102	103	60-140	1	30	
Chlorobenzene	ug/L	ND	20	20	19.6	19.7	98	99	60-140	0	30	
Chloroethane	ug/L	ND	20	20	19.5	20.5	98	103	60-140	5	30	
Chloroform	ug/L	ND	20	20	16.2	17.4	81	87	60-140	7	30	
Chloromethane	ug/L	ND	20	20	12.4	14.0	62	70	60-140	12	30	
cis-1,2-Dichloroethene	ug/L	ND	20	20	16.4	16.8	82	84	60-140	2	30	
cis-1,3-Dichloropropene	ug/L	ND	20	20	18.3	18.4	92	92	60-140	0	30	
Dibromochloromethane	ug/L	ND	20	20	20.3	20.3	101	101	60-140	0	30	
Dibromomethane	ug/L	ND	20	20	18.5	18.7	93	93	60-140	1	30	

Results presented on this page are in the units indicated by the "Units" column except where an alternate unit is presented to the right of the result.

REPORT OF LABORATORY ANALYSIS

This report shall not be reproduced, except in full,
without the written consent of Pace Analytical Services, LLC.

Pace Analytical Services, LLC
9800 Kincey Ave. Suite 100
Huntersville, NC 28078
(704)875-9092

QUALITY CONTROL DATA

Project: 2020-LI-2448
Pace Project No.: 92608308

MATRIX SPIKE & MATRIX SPIKE DUPLICATE: 3668486 3668487

Parameter	Units	92608314001 Result	MS Spike Conc.	MSD Spike Conc.	MS Result	MSD Result	MS % Rec	MSD % Rec	% Rec Limits	RPD	Max RPD	Qual
Dichlorodifluoromethane	ug/L	ND	20	20	16.9	17.5	85	87	60-140	3	30	
Diisopropyl ether	ug/L	ND	20	20	16.0	16.2	80	81	60-140	1	30	
Ethanol	ug/L	ND	800	800	650	651	81	81	60-140	0	30	
Ethylbenzene	ug/L	ND	20	20	19.4	18.9	97	94	60-140	3	30	
Hexachloro-1,3-butadiene	ug/L	ND	20	20	18.8	19.1	94	95	60-140	1	30	
Isopropylbenzene (Cumene)	ug/L	ND	20	20	19.2	18.9	96	94	60-140	2	30	
m&p-Xylene	ug/L	ND	40	40	38.6	38.2	97	95	60-140	1	30	
Methyl-tert-butyl ether	ug/L	ND	20	20	15.7	16.1	78	81	60-140	3	30	
Methylene Chloride	ug/L	ND	20	20	14.4	14.4	72	72	60-140	0	30	
n-Butylbenzene	ug/L	ND	20	20	18.7	18.4	93	92	60-140	2	30	
n-Propylbenzene	ug/L	ND	20	20	19.4	18.8	97	94	60-140	3	30	
Naphthalene	ug/L	ND	20	20	19.4	18.7	97	93	60-140	4	30	
o-Xylene	ug/L	ND	20	20	19.5	19.3	98	96	60-140	1	30	
sec-Butylbenzene	ug/L	ND	20	20	19.4	19.1	97	95	60-140	1	30	
Styrene	ug/L	ND	20	20	18.8	18.6	94	93	60-140	1	30	
tert-Butylbenzene	ug/L	ND	20	20	17.1	16.9	86	84	60-140	1	30	
Tetrachloroethene	ug/L	ND	20	20	19.7	19.5	98	98	60-140	1	30	
Toluene	ug/L	ND	20	20	18.3	18.5	91	93	60-140	1	30	
trans-1,2-Dichloroethene	ug/L	ND	20	20	16.9	16.5	84	83	60-140	2	30	
trans-1,3-Dichloropropene	ug/L	ND	20	20	18.2	17.8	91	89	60-140	2	30	
Trichloroethene	ug/L	ND	20	20	18.9	18.9	95	95	60-140	0	30	
Trichlorofluoromethane	ug/L	ND	20	20	15.9	16.4	79	82	60-140	3	30	
Vinyl chloride	ug/L	ND	20	20	16.0	16.6	80	83	60-140	3	30	
1,2-Dichloroethane-d4 (S)	%						82	84	70-130			
4-Bromofluorobenzene (S)	%						100	101	70-130			
Toluene-d8 (S)	%						96	96	70-130			

Results presented on this page are in the units indicated by the "Units" column except where an alternate unit is presented to the right of the result.

REPORT OF LABORATORY ANALYSIS

This report shall not be reproduced, except in full,
without the written consent of Pace Analytical Services, LLC.

Pace Analytical Services, LLC
9800 Kincey Ave. Suite 100
Huntersville, NC 28078
(704)875-9092

QUALIFIERS

Project: 2020-LI-2448
Pace Project No.: 92608308

DEFINITIONS

DF - Dilution Factor, if reported, represents the factor applied to the reported data due to dilution of the sample aliquot.

ND - Not Detected at or above adjusted reporting limit.

TNTC - Too Numerous To Count

J - Estimated concentration above the adjusted method detection limit and below the adjusted reporting limit.

MDL - Adjusted Method Detection Limit.

PQL - Practical Quantitation Limit.

RL - Reporting Limit - The lowest concentration value that meets project requirements for quantitative data with known precision and bias for a specific analyte in a specific matrix.

S - Surrogate

1,2-Diphenylhydrazine decomposes to and cannot be separated from Azobenzene using Method 8270. The result for each analyte is a combined concentration.

Consistent with EPA guidelines, unrounded data are displayed and have been used to calculate % recovery and RPD values.

LCS(D) - Laboratory Control Sample (Duplicate)

MS(D) - Matrix Spike (Duplicate)

DUP - Sample Duplicate

RPD - Relative Percent Difference

NC - Not Calculable.

SG - Silica Gel - Clean-Up

U - Indicates the compound was analyzed for, but not detected.

Acid preservation may not be appropriate for 2 Chloroethylvinyl ether.

A separate vial preserved to a pH of 4-5 is recommended in SW846 Chapter 4 for the analysis of Acrolein and Acrylonitrile by EPA Method 8260.

N-Nitrosodiphenylamine decomposes and cannot be separated from Diphenylamine using Method 8270. The result reported for each analyte is a combined concentration.

Reported results are not rounded until the final step prior to reporting. Therefore, calculated parameters that are typically reported as "Total" may vary slightly from the sum of the reported component parameters.

Pace Analytical is TNI accredited. Contact your Pace PM for the current list of accredited analytes.

TNI - The NELAC Institute.

ANALYTE QUALIFIERS

N2	The lab does not hold NELAC/TNI accreditation for this parameter but other accreditations/certifications may apply. A complete list of accreditations/certifications is available upon request.

This report shall not be reproduced, except in full,
without the written consent of Pace Analytical Services, LLC.

Pace Analytical Services, LLC
9800 Kincey Ave. Suite 100
Huntersville, NC 28078
(704)875-9092

QUALITY CONTROL DATA CROSS REFERENCE TABLE

Project: 2020-LI-2448
Pace Project No.: 92608308

Lab ID	Sample ID	QC Batch Method	QC Batch	Analytical Method	Analytical Batch
92608308001	**13835-AC-RD-20220607**	MADEP VPH	703470		
92608308001	**13835-AC-RD-20220607**	EPA 3010A	703813	EPA 6020B	703848
92608308001	**13835-AC-RD-20220607**	SM 6200B	702973		

This report shall not be reproduced, except in full,
without the written consent of Pace Analytical Services, LLC.

Pace Analytical

CHAIN-OF-CUSTODY Analytical Request Document

Chain-of-Custody is a LEGAL DOCUMENT - Complete all relevent fields

LAB USE ONLY- A

WO# : 92608308

ALL 92608308

Container Preservative Type

Lab Project Manager:

** Preservative Types: (1) nitric acid, (2) sulfuric acid, (3) hydrochloric acid, (4) sodium hydroxide, (5) zinc acetate, (6) methanol, (7) sodium bisulfate, (8) sodium thiosulfate, (9) hexane, (A) ascorbic acid, (B) ammonium sulfate, (C) ammonium hydroxide, (D) TSP, (U) Unpreserved, (O) Other _____

Company: Apex companies

Address:

Billing Information:

Report To: Andrew Street

Email To: andrew.street@apexcos.com

Copy To:

Site Collection Info/Address: Ashbury Chapel Rd

Customer Project Name/Number: 2020-4-2448

State: NC County/City: Hundersville Time Zone Collected: [ ] PT [ ] MT [ ] CT [ ] ET

Phone:
Email:

Site/Facility ID #:

Compliance Monitoring? [ ] Yes [ ] No

Collected By (print): Vanessa Hunter

Purchase Order #:
Quote #:

DW PWS ID #:
DW Location Code:

Collected By (signature): [signature]

Turnaround Date Required: ASAP

Immediately Packed on Ice: [ ] Yes [ ] No

Sample Disposal:
[ ] Dispose as appropriate [ ] Return
[ ] Archive: _____
[ ] Hold: _____

Rush: [ ] Same Day [ ] Next Day [ ] 2 Day [ ] 3 Day [ ] 4 Day [ ] 5 Day (Expedite Charges Apply)

Field Filtered (if applicable): [ ] Yes [ ] No
Analysis: _____

* Matrix Codes (Insert in Matrix box below): Drinking Water (DW), Ground Water (GW), Wastewater (WW), Product (P), Soil/Solid (SL), Oil (OL), Wipe (WP), Air (AR), Tissue (TS), Bioassay (B), Vapor (V), Other (OT)

Analyses

Customer Sample ID	Matrix *	Comp / Grab	Collected (or Composite Start) Date	Collected (or Composite Start) Time	Composite End Date	Composite End Time	Res Cl	# of Ctns	VOCS 6200B	MADEP VPH	Lead
B835_AC_RP_20200607	DW	G	—	—	6/7/22	1056	—	8	x	x	x

Lab Profile/Line:

Lab Sample Receipt Checklist:

Custody Seals Present/Intact Y N NA
Custody Signatures Present Y N NA
Collector Signature Present Y N NA
Bottles Intact Y N NA
Correct Bottles Y N NA
Sufficient Volume Y N NA
Samples Received on Ice Y N NA
VOA - Headspace Acceptable Y N NA
USDA Regulated Soils Y N NA
Samples in Holding Time Y N NA
Residual Chlorine Present Y N NA
Cl Strips: _____
Sample pH Acceptable Y N NA
pH Strips: 223819AV
Sulfide Present Y N NA
Lead Acetate Strips: _____

LAB USE ONLY:
Lab Sample # / Comments:

92608308
001

Customer Remarks / Special Conditions / Possible Hazards:

Type of Ice Used: Wet Blue Dry None

Packing Material Used: BB

Radchem sample(s) screened (<500 cpm): Y N NA

SHORT HOLDS PRESENT (<72 hours): Y N N/A

Lab Tracking #: 2517696

Samples received via: FEDEX UPS Client Courier Pace Courier

Lab Sample Temperature Info:
Temp Blank Received: Y N NA
Therm ID#: 92T064
Cooler 1 Temp Upon Receipt: 3.4 oC
Cooler 1 Therm Corr. Factor: 0 oC
Cooler 1 Corrected Temp: 3.4 oC
Comments:

Relinquished by/Company: (Signature)	Date/Time:	Received by/Company: (Signature)	Date/Time:
[signature] APEX	6/7/22 1135	DF PACE HVL	6/7/22 1135
Relinquished by/Company: (Signature)	Date/Time:	Received by/Company: (Signature)	Date/Time:
Relinquished by/Company: (Signature)	Date/Time:	Received by/Company: (Signature)	Date/Time:

MTJL LAB USE ONLY
Table #:
Acctnum:
Template:
Prelogin:
PM:
PB:

Trip Blank Received: Y N NA
HCL MeOH TSP Other

Non Conformance(s): YES / NO

Page: _____ of: _____

Effective Date: 05/12/2022 05/12/2022

*Check mark top half of box if pH and/or dechlorination is verified and within the acceptance range for preservation samples.

Exceptions: VOA, Coliform, TOC, Oil and Grease, DRO/8015 (water) DOC, LLHg

**Bottom half of box is to list number of bottles

***Check all unpreserved Nitrates for chlorine

Project

WO# : 92608308

PM: AMB Due Date: 06/14/22

CLIENT: 92-APEX MOOR

Item#	BP4U-125 mL Plastic Unpreserved (N/A) (Cl-)	BP3U-250 mL Plastic Unpreserved (N/A)	BP2U-500 mL Plastic Unpreserved (N/A)	BP1U-1 liter Plastic Unpreserved (N/A)	BP4S-125 mL Plastic H2SO4 (pH < 2) (Cl-)	BP3N-250 mL plastic HNO3 (pH < 2)	BP4Z-125 mL Plastic ZN Acetate & NaOH (>9)	BP4B-125 mL Plastic NaOH (pH > 12) (Cl-)	WGFU-Wide-mouthed Glass jar Unpreserved	AG1U-1 liter Amber Unpreserved (N/A) (Cl-)	AG1H-1 liter Amber HCl (pH < 2)	AG3U-250 mL Amber Unpreserved (N/A) (Cl-)	AG1S-1 liter Amber H2SO4 (pH < 2)	AG3S-250 mL Amber H2SO4 (pH < 2)	DG94-250 mL Amber NH4Cl (N/A)(Cl-)	DG9H-40 mL VOA HCl (N/A)	VG9T-40 mL VOA Na2S2O3 (N/A)	VG9U-40 mL VOA Unpreserved (N/A)	DG9V-40 mL VOA H3PO4 (N/A)	DG9S-40 mL VOA H2SO4 (N/A)	V/GK (3 vials per kit)-VPH/Gas kit (N/A)	SP5T-125 mL Sterile Plastic (N/A – lab)	SP2T-250 mL Sterile Plastic (N/A – lab)		BP3R-250 mL Plastic (NH2)2SO4 (9.3-9.7)	AG0U-100 mL Amber Unpreserved (N/A) (Cl-)	VSGU-20 mL Scintillation vials (N/A)	DG9U-40 mL Amber Unpreserved vials (N/A)
1						1										7												
2																												
3																												
4																												
5																												
6																												
7																												
8																												
9																												
10																												
11																												
12																												

pH Adjustment Log for Preserved Samples

Sample ID	Type of Preservative	pH upon receipt	Date preservation adjusted	Time preservation adjusted	Amount of Preservative added	Lot #

Note: Whenever there is a discrepancy affecting North Carolina compliance samples, a copy of this form will be sent to the North Carolina DENR Certification Office (i.e. Out of hold, incorrect preservative, out of temp, incorrect containers.

Pace Analytical Services, LLC
9800 Kincey Ave. Suite 100
Huntersville, NC 28078
(704)875-9092

June 14, 2022

Andrew Street
Apex Companies - NC
5900 Northwoods Business Pkwy
Suite 5900-0
Charlotte, NC 28269

RE: Project: 2020-LI-2448
Pace Project No.: 92608314

Dear Andrew Street:

Enclosed are the analytical results for sample(s) received by the laboratory on June 07, 2022. The results relate only to the samples included in this report. Results reported herein conform to the applicable TNI/NELAC Standards and the laboratory's Quality Manual, where applicable, unless otherwise noted in the body of the report.

The test results provided in this final report were generated by each of the following laboratories within the Pace Network:

- Pace Analytical Services - Asheville
- Pace Analytical Services - Charlotte

If you have any questions concerning this report, please feel free to contact me.

Sincerely,

Angela M. Baioni

Angela Baioni
angela.baioni@pacelabs.com
(704)875-9092
Project Manager

Enclosures

cc: J Culbreath, Colonial Pipeline Company
Naomi Fretz, APEX Companies, LLC
Robert Hughes, Colonial Pipeline
Jamie Moran, APEX Companies, LLC
Jeff Morrison, Colonial Pipeline Company
Tom Naumann, APEX Companies - NC
Joe Nicolette, Montrose-EPS
Kaitlyn Nootens, Apex Companies
Christopher Schultz, Apex Companies
Matt Teixeira, Apex Companies, LLC
Michael Verdon, Colonial Pipeline Company
JM Wyatt, Colonial Pipeline Company

REPORT OF LABORATORY ANALYSIS

This report shall not be reproduced, except in full,
without the written consent of Pace Analytical Services, LLC.

Pace Analytical Services, LLC
9800 Kincey Ave. Suite 100
Huntersville, NC 28078
(704)875-9092

CERTIFICATIONS

Project: 2020-LI-2448
Pace Project No.: 92608314

Pace Analytical Services Charlotte

South Carolina Laboratory ID: 99006
9800 Kincey Ave. Ste 100, Huntersville, NC 28078
North Carolina Drinking Water Certification #: 37706
North Carolina Field Services Certification #: 5342
North Carolina Wastewater Certification #: 12
South Carolina Laboratory ID: 99006
South Carolina Certification #: 99006001
South Carolina Drinking Water Cert. #: 99006003
Florida/NELAP Certification #: E87627
Kentucky UST Certification #: 84
Louisiana DoH Drinking Water #: LA029
Virginia/VELAP Certification #: 460221

Pace Analytical Services Asheville

2225 Riverside Drive, Asheville, NC 28804
Florida/NELAP Certification #: E87648
North Carolina Drinking Water Certification #: 37712
North Carolina Wastewater Certification #: 40
South Carolina Laboratory ID: 99030
South Carolina Certification #: 99030001
Virginia/VELAP Certification #: 460222

This report shall not be reproduced, except in full,
without the written consent of Pace Analytical Services, LLC.

Pace Analytical Services, LLC
9800 Kincey Ave. Suite 100
Huntersville, NC 28078
(704)875-9092

SAMPLE SUMMARY

Project: 2020-LI-2448
Pace Project No.: 92608314

Lab ID	Sample ID	Matrix	Date Collected	Date Received
92608314001	**14226-HC-RD-20220607**	Water	06/07/22 10:30	06/07/22 11:35

This report shall not be reproduced, except in full,
without the written consent of Pace Analytical Services, LLC.

Pace Analytical Services, LLC
9800 Kincey Ave. Suite 100
Huntersville, NC 28078
(704)875-9092

SAMPLE ANALYTE COUNT

Project: 2020-LI-2448
Pace Project No.: 92608314

Lab ID	Sample ID	Method	Analysts	Analytes Reported	Laboratory
92608314001	**14226-HC-RD-20220607**	MADEP VPH	MAD	6	PASI-C
		EPA 6020B	DBB1	1	PASI-A
		SM 6200B	CL	64	PASI-C

PASI-A = Pace Analytical Services - Asheville
PASI-C = Pace Analytical Services - Charlotte

This report shall not be reproduced, except in full,
without the written consent of Pace Analytical Services, LLC.

Pace Analytical Services, LLC
9800 Kincey Ave. Suite 100
Huntersville, NC 28078
(704)875-9092

ANALYTICAL RESULTS

Project: 2020-LI-2448
Pace Project No.: 92608314

Sample: 14226-HC-RD-20220607 **Lab ID: 92608314001** Collected: 06/07/22 10:30 Received: 06/07/22 11:35 Matrix: Water

Parameters	Results	Units	Report Limit	MDL	DF	Prepared	Analyzed	CAS No.	Qual
VPH NC Water	Analytical Method: MADEP VPH Pace Analytical Services - Charlotte								
Total VPH (C5-C12)	ND	ug/L	50.0	50.0	1		06/10/22 08:52		N2
Aliphatic (C05-C08)	ND	ug/L	50.0	50.0	1		06/10/22 08:52		N2
Aliphatic(C09-C12) Adjusted	ND	ug/L	50.0	50.0	1		06/10/22 08:52		N2
Aromatic (C09-C10)	ND	ug/L	50.0	50.0	1		06/10/22 08:52		N2
Surrogates									
4-Bromofluorobenzene (FID) (S)	98	%	70-130		1		06/10/22 08:52	460-00-4	
4-Bromofluorobenzene (PID) (S)	85	%	70-130		1		06/10/22 08:52	460-00-4	
6020 MET ICPMS	Analytical Method: EPA 6020B Preparation Method: EPA 3010A Pace Analytical Services - Asheville								
Lead	**0.91J**	ug/L	1.0	0.077	1	06/11/22 01:56	06/12/22 23:54	7439-92-1	
6200B MSV	Analytical Method: SM 6200B Pace Analytical Services - Charlotte								
Benzene	ND	ug/L	0.50	0.34	1		06/09/22 16:40	71-43-2	
Bromobenzene	ND	ug/L	0.50	0.29	1		06/09/22 16:40	108-86-1	
Bromochloromethane	ND	ug/L	0.50	0.47	1		06/09/22 16:40	74-97-5	
Bromodichloromethane	ND	ug/L	0.50	0.31	1		06/09/22 16:40	75-27-4	
Bromoform	ND	ug/L	0.50	0.34	1		06/09/22 16:40	75-25-2	
Bromomethane	ND	ug/L	5.0	1.7	1		06/09/22 16:40	74-83-9	
n-Butylbenzene	ND	ug/L	0.50	0.49	1		06/09/22 16:40	104-51-8	
sec-Butylbenzene	ND	ug/L	0.50	0.40	1		06/09/22 16:40	135-98-8	
tert-Butylbenzene	ND	ug/L	0.50	0.32	1		06/09/22 16:40	98-06-6	
Carbon tetrachloride	ND	ug/L	0.50	0.33	1		06/09/22 16:40	56-23-5	
Chlorobenzene	ND	ug/L	0.50	0.28	1		06/09/22 16:40	108-90-7	
Chloroethane	ND	ug/L	1.0	0.65	1		06/09/22 16:40	75-00-3	
Chloroform	ND	ug/L	0.50	0.43	1		06/09/22 16:40	67-66-3	
Chloromethane	ND	ug/L	1.0	0.54	1		06/09/22 16:40	74-87-3	
2-Chlorotoluene	ND	ug/L	0.50	0.32	1		06/09/22 16:40	95-49-8	
4-Chlorotoluene	ND	ug/L	0.50	0.32	1		06/09/22 16:40	106-43-4	
1,2-Dibromo-3-chloropropane	ND	ug/L	1.0	0.34	1		06/09/22 16:40	96-12-8	
Dibromochloromethane	ND	ug/L	0.50	0.36	1		06/09/22 16:40	124-48-1	
1,2-Dibromoethane (EDB)	ND	ug/L	0.50	0.27	1		06/09/22 16:40	106-93-4	
Dibromomethane	ND	ug/L	0.50	0.39	1		06/09/22 16:40	74-95-3	
1,2-Dichlorobenzene	ND	ug/L	0.50	0.34	1		06/09/22 16:40	95-50-1	
1,3-Dichlorobenzene	ND	ug/L	0.50	0.34	1		06/09/22 16:40	541-73-1	
1,4-Dichlorobenzene	ND	ug/L	0.50	0.33	1		06/09/22 16:40	106-46-7	
Dichlorodifluoromethane	ND	ug/L	0.50	0.35	1		06/09/22 16:40	75-71-8	
1,1-Dichloroethane	ND	ug/L	0.50	0.37	1		06/09/22 16:40	75-34-3	
1,2-Dichloroethane	ND	ug/L	0.50	0.32	1		06/09/22 16:40	107-06-2	
1,1-Dichloroethene	ND	ug/L	0.50	0.35	1		06/09/22 16:40	75-35-4	
cis-1,2-Dichloroethene	ND	ug/L	0.50	0.38	1		06/09/22 16:40	156-59-2	
trans-1,2-Dichloroethene	ND	ug/L	0.50	0.40	1		06/09/22 16:40	156-60-5	
1,2-Dichloropropane	ND	ug/L	0.50	0.36	1		06/09/22 16:40	78-87-5	
1,3-Dichloropropane	ND	ug/L	0.50	0.28	1		06/09/22 16:40	142-28-9	

REPORT OF LABORATORY ANALYSIS

This report shall not be reproduced, except in full,
without the written consent of Pace Analytical Services, LLC.

Pace Analytical Services, LLC
9800 Kincey Ave. Suite 100
Huntersville, NC 28078
(704)875-9092

ANALYTICAL RESULTS

Project: 2020-LI-2448
Pace Project No.: 92608314

Sample: 14226-HC-RD-20220607 **Lab ID: 92608314001** Collected: 06/07/22 10:30 Received: 06/07/22 11:35 Matrix: Water

Parameters	Results	Units	Report Limit	MDL	DF	Prepared	Analyzed	CAS No.	Qual
6200B MSV	Analytical Method: SM 6200B Pace Analytical Services - Charlotte								
2,2-Dichloropropane	ND	ug/L	0.50	0.39	1		06/09/22 16:40	594-20-7	
1,1-Dichloropropene	ND	ug/L	0.50	0.43	1		06/09/22 16:40	563-58-6	
cis-1,3-Dichloropropene	ND	ug/L	0.50	0.36	1		06/09/22 16:40	10061-01-5	
trans-1,3-Dichloropropene	ND	ug/L	0.50	0.36	1		06/09/22 16:40	10061-02-6	
Diisopropyl ether	ND	ug/L	0.50	0.31	1		06/09/22 16:40	108-20-3	
Ethanol	ND	ug/L	200	72.2	1		06/09/22 16:40	64-17-5	
Ethylbenzene	ND	ug/L	0.50	0.30	1		06/09/22 16:40	100-41-4	
Hexachloro-1,3-butadiene	ND	ug/L	2.0	1.5	1		06/09/22 16:40	87-68-3	
Isopropylbenzene (Cumene)	ND	ug/L	0.50	0.33	1		06/09/22 16:40	98-82-8	
Methylene Chloride	ND	ug/L	2.0	2.0	1		06/09/22 16:40	75-09-2	
Methyl-tert-butyl ether	ND	ug/L	0.50	0.42	1		06/09/22 16:40	1634-04-4	
Naphthalene	ND	ug/L	2.0	0.64	1		06/09/22 16:40	91-20-3	
n-Propylbenzene	ND	ug/L	0.50	0.34	1		06/09/22 16:40	103-65-1	
Styrene	ND	ug/L	0.50	0.29	1		06/09/22 16:40	100-42-5	
1,1,1,2-Tetrachloroethane	ND	ug/L	0.50	0.31	1		06/09/22 16:40	630-20-6	
1,1,2,2-Tetrachloroethane	ND	ug/L	0.50	0.22	1		06/09/22 16:40	79-34-5	
Tetrachloroethene	ND	ug/L	0.50	0.29	1		06/09/22 16:40	127-18-4	
Toluene	ND	ug/L	0.50	0.48	1		06/09/22 16:40	108-88-3	
1,2,3-Trichlorobenzene	ND	ug/L	2.0	0.81	1		06/09/22 16:40	87-61-6	
1,2,4-Trichlorobenzene	ND	ug/L	2.0	0.64	1		06/09/22 16:40	120-82-1	
1,1,1-Trichloroethane	ND	ug/L	0.50	0.33	1		06/09/22 16:40	71-55-6	
1,1,2-Trichloroethane	ND	ug/L	0.50	0.32	1		06/09/22 16:40	79-00-5	
Trichloroethene	ND	ug/L	0.50	0.38	1		06/09/22 16:40	79-01-6	
Trichlorofluoromethane	ND	ug/L	1.0	0.30	1		06/09/22 16:40	75-69-4	
1,2,3-Trichloropropane	ND	ug/L	0.50	0.26	1		06/09/22 16:40	96-18-4	
1,2,4-Trimethylbenzene	ND	ug/L	0.50	0.50	1		06/09/22 16:40	95-63-6	
1,3,5-Trimethylbenzene	ND	ug/L	0.50	0.33	1		06/09/22 16:40	108-67-8	
Vinyl chloride	ND	ug/L	1.0	0.39	1		06/09/22 16:40	75-01-4	
m&p-Xylene	ND	ug/L	1.0	0.71	1		06/09/22 16:40	179601-23-1	
o-Xylene	ND	ug/L	0.50	0.34	1		06/09/22 16:40	95-47-6	
Surrogates									
1,2-Dichloroethane-d4 (S)	86	%	70-130		1		06/09/22 16:40	17060-07-0	
4-Bromofluorobenzene (S)	97	%	70-130		1		06/09/22 16:40	460-00-4	
Toluene-d8 (S)	98	%	70-130		1		06/09/22 16:40	2037-26-5	

REPORT OF LABORATORY ANALYSIS

This report shall not be reproduced, except in full,
without the written consent of Pace Analytical Services, LLC.

Pace Analytical Services, LLC
9800 Kincey Ave. Suite 100
Huntersville, NC 28078
(704)875-9092

QUALITY CONTROL DATA

Project: 2020-LI-2448
Pace Project No.: 92608314

QC Batch: 703470
QC Batch Method: MADEP VPH
Analysis Method: MADEP VPH
Analysis Description: VPH NC Water
Laboratory: Pace Analytical Services - Charlotte

Associated Lab Samples: 92608314001

METHOD BLANK: 3671154 Matrix: Water
Associated Lab Samples: 92608314001

Parameter	Units	Blank Result	Reporting Limit	MDL	Analyzed	Qualifiers
Aliphatic (C05-C08)	ug/L	ND	50.0	50.0	06/10/22 02:37	N2
Aromatic (C09-C10)	ug/L	ND	50.0	50.0	06/10/22 02:37	N2
4-Bromofluorobenzene (FID) (S)	%	96	70-130		06/10/22 02:37	
4-Bromofluorobenzene (PID) (S)	%	84	70-130		06/10/22 02:37	

LABORATORY CONTROL SAMPLE & LCSD: 3671155 3671156

Parameter	Units	Spike Conc.	LCS Result	LCSD Result	LCS % Rec	LCSD % Rec	% Rec Limits	RPD	Max RPD	Qualifiers
Aliphatic (C05-C08)	ug/L	300	378	366	126	122	70-130	3	25	N2
Aromatic (C09-C10)	ug/L	100	94.9	95.5	95	95	70-130	1	25	N2
4-Bromofluorobenzene (FID) (S)	%				98	99	70-130			
4-Bromofluorobenzene (PID) (S)	%				87	88	70-130			

Results presented on this page are in the units indicated by the "Units" column except where an alternate unit is presented to the right of the result.

REPORT OF LABORATORY ANALYSIS

This report shall not be reproduced, except in full,
without the written consent of Pace Analytical Services, LLC.

Pace Analytical Services, LLC
9800 Kincey Ave. Suite 100
Huntersville, NC 28078
(704)875-9092

QUALITY CONTROL DATA

Project: 2020-LI-2448
Pace Project No.: 92608314

QC Batch: 703813
QC Batch Method: EPA 3010A
Analysis Method: EPA 6020B
Analysis Description: 6020 MET
Laboratory: Pace Analytical Services - Asheville
Associated Lab Samples: 92608314001

METHOD BLANK: 3673138 Matrix: Water
Associated Lab Samples: 92608314001

Parameter	Units	Blank Result	Reporting Limit	MDL	Analyzed	Qualifiers
Lead	ug/L	ND	1.0	0.077	06/12/22 23:08	

LABORATORY CONTROL SAMPLE: 3673139

Parameter	Units	Spike Conc.	LCS Result	LCS % Rec	% Rec Limits	Qualifiers
Lead	ug/L	50	48.1	96	80-120	

MATRIX SPIKE & MATRIX SPIKE DUPLICATE: 3673140 3673141

Parameter	Units	92608268001 Result	MS Spike Conc.	MSD Spike Conc.	MS Result	MSD Result	MS % Rec	MSD % Rec	% Rec Limits	RPD	Max RPD	Qual
Lead	ug/L	2.1	50	50	52.0	50.9	100	97	75-125	2	20	

Results presented on this page are in the units indicated by the "Units" column except where an alternate unit is presented to the right of the result.

REPORT OF LABORATORY ANALYSIS

This report shall not be reproduced, except in full,
without the written consent of Pace Analytical Services, LLC.

Pace Analytical Services, LLC
9800 Kincey Ave. Suite 100
Huntersville, NC 28078
(704)875-9092

QUALITY CONTROL DATA

Project: 2020-LI-2448
Pace Project No.: 92608314

QC Batch: 702973
QC Batch Method: SM 6200B
Analysis Method: SM 6200B
Analysis Description: 6200B MSV
Laboratory: Pace Analytical Services - Charlotte

Associated Lab Samples: 92608314001

METHOD BLANK: 3668484 Matrix: Water
Associated Lab Samples: 92608314001

Parameter	Units	Blank Result	Reporting Limit	MDL	Analyzed	Qualifiers
1,1,1,2-Tetrachloroethane	ug/L	ND	0.50	0.31	06/09/22 13:01	
1,1,1-Trichloroethane	ug/L	ND	0.50	0.33	06/09/22 13:01	
1,1,2,2-Tetrachloroethane	ug/L	ND	0.50	0.22	06/09/22 13:01	
1,1,2-Trichloroethane	ug/L	ND	0.50	0.32	06/09/22 13:01	
1,1-Dichloroethane	ug/L	ND	0.50	0.37	06/09/22 13:01	
1,1-Dichloroethene	ug/L	ND	0.50	0.35	06/09/22 13:01	
1,1-Dichloropropene	ug/L	ND	0.50	0.43	06/09/22 13:01	
1,2,3-Trichlorobenzene	ug/L	ND	2.0	0.81	06/09/22 13:01	
1,2,3-Trichloropropane	ug/L	ND	0.50	0.26	06/09/22 13:01	
1,2,4-Trichlorobenzene	ug/L	ND	2.0	0.64	06/09/22 13:01	
1,2,4-Trimethylbenzene	ug/L	ND	0.50	0.50	06/09/22 13:01	
1,2-Dibromo-3-chloropropane	ug/L	ND	1.0	0.34	06/09/22 13:01	
1,2-Dibromoethane (EDB)	ug/L	ND	0.50	0.27	06/09/22 13:01	
1,2-Dichlorobenzene	ug/L	ND	0.50	0.34	06/09/22 13:01	
1,2-Dichloroethane	ug/L	ND	0.50	0.32	06/09/22 13:01	
1,2-Dichloropropane	ug/L	ND	0.50	0.36	06/09/22 13:01	
1,3,5-Trimethylbenzene	ug/L	ND	0.50	0.33	06/09/22 13:01	
1,3-Dichlorobenzene	ug/L	ND	0.50	0.34	06/09/22 13:01	
1,3-Dichloropropane	ug/L	ND	0.50	0.28	06/09/22 13:01	
1,4-Dichlorobenzene	ug/L	ND	0.50	0.33	06/09/22 13:01	
2,2-Dichloropropane	ug/L	ND	0.50	0.39	06/09/22 13:01	
2-Chlorotoluene	ug/L	ND	0.50	0.32	06/09/22 13:01	
4-Chlorotoluene	ug/L	ND	0.50	0.32	06/09/22 13:01	
Benzene	ug/L	ND	0.50	0.34	06/09/22 13:01	
Bromobenzene	ug/L	ND	0.50	0.29	06/09/22 13:01	
Bromochloromethane	ug/L	ND	0.50	0.47	06/09/22 13:01	
Bromodichloromethane	ug/L	ND	0.50	0.31	06/09/22 13:01	
Bromoform	ug/L	ND	0.50	0.34	06/09/22 13:01	
Bromomethane	ug/L	ND	5.0	1.7	06/09/22 13:01	
Carbon tetrachloride	ug/L	ND	0.50	0.33	06/09/22 13:01	
Chlorobenzene	ug/L	ND	0.50	0.28	06/09/22 13:01	
Chloroethane	ug/L	ND	1.0	0.65	06/09/22 13:01	
Chloroform	ug/L	ND	0.50	0.43	06/09/22 13:01	
Chloromethane	ug/L	ND	1.0	0.54	06/09/22 13:01	
cis-1,2-Dichloroethene	ug/L	ND	0.50	0.38	06/09/22 13:01	
cis-1,3-Dichloropropene	ug/L	ND	0.50	0.36	06/09/22 13:01	
Dibromochloromethane	ug/L	ND	0.50	0.36	06/09/22 13:01	
Dibromomethane	ug/L	ND	0.50	0.39	06/09/22 13:01	
Dichlorodifluoromethane	ug/L	ND	0.50	0.35	06/09/22 13:01	
Diisopropyl ether	ug/L	ND	0.50	0.31	06/09/22 13:01	

Results presented on this page are in the units indicated by the "Units" column except where an alternate unit is presented to the right of the result.

REPORT OF LABORATORY ANALYSIS

This report shall not be reproduced, except in full,
without the written consent of Pace Analytical Services, LLC.

Pace Analytical Services, LLC
9800 Kincey Ave. Suite 100
Huntersville, NC 28078
(704)875-9092

QUALITY CONTROL DATA

Project: 2020-LI-2448
Pace Project No.: 92608314

METHOD BLANK: 3668484 Matrix: Water
Associated Lab Samples: 92608314001

Parameter	Units	Blank Result	Reporting Limit	MDL	Analyzed	Qualifiers
Ethanol	ug/L	ND	200	72.2	06/09/22 13:01	
Ethylbenzene	ug/L	ND	0.50	0.30	06/09/22 13:01	
Hexachloro-1,3-butadiene	ug/L	ND	2.0	1.5	06/09/22 13:01	
Isopropylbenzene (Cumene)	ug/L	ND	0.50	0.33	06/09/22 13:01	
m&p-Xylene	ug/L	ND	1.0	0.71	06/09/22 13:01	
Methyl-tert-butyl ether	ug/L	ND	0.50	0.42	06/09/22 13:01	
Methylene Chloride	ug/L	ND	2.0	2.0	06/09/22 13:01	
n-Butylbenzene	ug/L	ND	0.50	0.49	06/09/22 13:01	
n-Propylbenzene	ug/L	ND	0.50	0.34	06/09/22 13:01	
Naphthalene	ug/L	ND	2.0	0.64	06/09/22 13:01	
o-Xylene	ug/L	ND	0.50	0.34	06/09/22 13:01	
sec-Butylbenzene	ug/L	ND	0.50	0.40	06/09/22 13:01	
Styrene	ug/L	ND	0.50	0.29	06/09/22 13:01	
tert-Butylbenzene	ug/L	ND	0.50	0.32	06/09/22 13:01	
Tetrachloroethene	ug/L	ND	0.50	0.29	06/09/22 13:01	
Toluene	ug/L	ND	0.50	0.48	06/09/22 13:01	
trans-1,2-Dichloroethene	ug/L	ND	0.50	0.40	06/09/22 13:01	
trans-1,3-Dichloropropene	ug/L	ND	0.50	0.36	06/09/22 13:01	
Trichloroethene	ug/L	ND	0.50	0.38	06/09/22 13:01	
Trichlorofluoromethane	ug/L	ND	1.0	0.30	06/09/22 13:01	
Vinyl chloride	ug/L	ND	1.0	0.39	06/09/22 13:01	
1,2-Dichloroethane-d4 (S)	%	86	70-130		06/09/22 13:01	
4-Bromofluorobenzene (S)	%	97	70-130		06/09/22 13:01	
Toluene-d8 (S)	%	97	70-130		06/09/22 13:01	

LABORATORY CONTROL SAMPLE: 3668485

Parameter	Units	Spike Conc.	LCS Result	LCS % Rec	% Rec Limits	Qualifiers
1,1,1,2-Tetrachloroethane	ug/L	50	49.6	99	60-140	
1,1,1-Trichloroethane	ug/L	50	39.2	78	60-140	
1,1,2,2-Tetrachloroethane	ug/L	50	46.4	93	60-140	
1,1,2-Trichloroethane	ug/L	50	44.8	90	60-140	
1,1-Dichloroethane	ug/L	50	37.4	75	60-140	
1,1-Dichloroethene	ug/L	50	38.4	77	60-140	
1,1-Dichloropropene	ug/L	50	39.5	79	60-140	
1,2,3-Trichlorobenzene	ug/L	50	50.3	101	60-140	
1,2,3-Trichloropropane	ug/L	50	41.3	83	60-140	
1,2,4-Trichlorobenzene	ug/L	50	47.9	96	60-140	
1,2,4-Trimethylbenzene	ug/L	50	46.4	93	60-140	
1,2-Dibromo-3-chloropropane	ug/L	50	48.4	97	60-140	
1,2-Dibromoethane (EDB)	ug/L	50	48.4	97	60-140	
1,2-Dichlorobenzene	ug/L	50	47.3	95	60-140	
1,2-Dichloroethane	ug/L	50	37.8	76	60-140	
1,2-Dichloropropane	ug/L	50	43.4	87	60-140	

Results presented on this page are in the units indicated by the "Units" column except where an alternate unit is presented to the right of the result.

REPORT OF LABORATORY ANALYSIS

This report shall not be reproduced, except in full,
without the written consent of Pace Analytical Services, LLC.

Pace Analytical Services, LLC
9800 Kincey Ave. Suite 100
Huntersville, NC 28078
(704)875-9092

QUALITY CONTROL DATA

Project: 2020-LI-2448
Pace Project No.: 92608314

LABORATORY CONTROL SAMPLE: 3668485

Parameter	Units	Spike Conc.	LCS Result	LCS % Rec	% Rec Limits	Qualifiers
1,3,5-Trimethylbenzene	ug/L	50	47.4	95	60-140	
1,3-Dichlorobenzene	ug/L	50	45.9	92	60-140	
1,3-Dichloropropane	ug/L	50	45.2	90	60-140	
1,4-Dichlorobenzene	ug/L	50	46.3	93	60-140	
2,2-Dichloropropane	ug/L	50	37.8	76	60-140	
2-Chlorotoluene	ug/L	50	46.3	93	60-140	
4-Chlorotoluene	ug/L	50	46.5	93	60-140	
Benzene	ug/L	50	41.5	83	60-140	
Bromobenzene	ug/L	50	47.3	95	60-140	
Bromochloromethane	ug/L	50	35.1	70	60-140	
Bromodichloromethane	ug/L	50	47.2	94	60-140	
Bromoform	ug/L	50	41.5	83	60-140	
Bromomethane	ug/L	50	38.2	76	60-140	
Carbon tetrachloride	ug/L	50	46.2	92	60-140	
Chlorobenzene	ug/L	50	45.9	92	60-140	
Chloroethane	ug/L	50	40.5	81	60-140	
Chloroform	ug/L	50	37.7	75	60-140	
Chloromethane	ug/L	50	35.8	72	60-140	
cis-1,2-Dichloroethene	ug/L	50	37.3	75	60-140	
cis-1,3-Dichloropropene	ug/L	50	45.7	91	60-140	
Dibromochloromethane	ug/L	50	50.3	101	60-140	
Dibromomethane	ug/L	50	46.1	92	60-140	
Dichlorodifluoromethane	ug/L	50	39.0	78	60-140	
Diisopropyl ether	ug/L	50	37.5	75	60-140	
Ethanol	ug/L	2000	1400	70	60-140	
Ethylbenzene	ug/L	50	44.4	89	60-140	
Hexachloro-1,3-butadiene	ug/L	50	48.3	97	60-140	
Isopropylbenzene (Cumene)	ug/L	50	44.9	90	60-140	
m&p-Xylene	ug/L	100	90.5	91	60-140	
Methyl-tert-butyl ether	ug/L	50	37.7	75	60-140	
Methylene Chloride	ug/L	50	35.7	71	60-140	
n-Butylbenzene	ug/L	50	47.0	94	60-140	
n-Propylbenzene	ug/L	50	45.9	92	60-140	
Naphthalene	ug/L	50	50.3	101	60-140	
o-Xylene	ug/L	50	46.7	93	60-140	
sec-Butylbenzene	ug/L	50	46.0	92	60-140	
Styrene	ug/L	50	47.5	95	60-140	
tert-Butylbenzene	ug/L	50	40.2	80	60-140	
Tetrachloroethene	ug/L	50	45.7	91	60-140	
Toluene	ug/L	50	43.2	86	60-140	
trans-1,2-Dichloroethene	ug/L	50	37.8	76	60-140	
trans-1,3-Dichloropropene	ug/L	50	45.9	92	60-140	
Trichloroethene	ug/L	50	44.0	88	60-140	
Trichlorofluoromethane	ug/L	50	39.5	79	60-140	
Vinyl chloride	ug/L	50	37.0	74	60-140	
1,2-Dichloroethane-d4 (S)	%			80	70-130	
4-Bromofluorobenzene (S)	%			101	70-130	

Results presented on this page are in the units indicated by the "Units" column except where an alternate unit is presented to the right of the result.

REPORT OF LABORATORY ANALYSIS

This report shall not be reproduced, except in full,
without the written consent of Pace Analytical Services, LLC.

Pace Analytical Services, LLC
9800 Kincey Ave. Suite 100
Huntersville, NC 28078
(704)875-9092

QUALITY CONTROL DATA

Project: 2020-LI-2448
Pace Project No.: 92608314

LABORATORY CONTROL SAMPLE: 3668485

Parameter	Units	Spike Conc.	LCS Result	LCS % Rec	% Rec Limits	Qualifiers
Toluene-d8 (S)	%			97	70-130	

MATRIX SPIKE & MATRIX SPIKE DUPLICATE: 3668486 3668487

Parameter	Units	92608314001 Result	MS Spike Conc.	MSD Spike Conc.	MS Result	MSD Result	MS % Rec	MSD % Rec	% Rec Limits	RPD	Max RPD	Qual
1,1,1,2-Tetrachloroethane	ug/L	ND	20	20	21.6	21.2	108	106	60-140	2	30	
1,1,1-Trichloroethane	ug/L	ND	20	20	17.8	17.7	89	88	60-140	0	30	
1,1,2,2-Tetrachloroethane	ug/L	ND	20	20	19.3	19.3	96	96	60-140	0	30	
1,1,2-Trichloroethane	ug/L	ND	20	20	19.0	19.6	95	98	60-140	3	30	
1,1-Dichloroethane	ug/L	ND	20	20	16.5	16.4	83	82	60-140	1	30	
1,1-Dichloroethene	ug/L	ND	20	20	17.1	17.4	85	87	60-140	2	30	
1,1-Dichloropropene	ug/L	ND	20	20	17.3	17.9	87	89	60-140	3	30	
1,2,3-Trichlorobenzene	ug/L	ND	20	20	19.4	19.7	97	98	60-140	1	30	
1,2,3-Trichloropropane	ug/L	ND	20	20	16.9	17.5	85	88	60-140	3	30	
1,2,4-Trichlorobenzene	ug/L	ND	20	20	18.6	18.2	93	91	60-140	2	30	
1,2,4-Trimethylbenzene	ug/L	ND	20	20	18.6	18.2	93	91	60-140	2	30	
1,2-Dibromo-3-chloropropane	ug/L	ND	20	20	19.7	18.7	99	94	60-140	5	30	
1,2-Dibromoethane (EDB)	ug/L	ND	20	20	20.3	20.5	102	102	60-140	1	30	
1,2-Dichlorobenzene	ug/L	ND	20	20	18.7	18.3	94	92	60-140	2	30	
1,2-Dichloroethane	ug/L	ND	20	20	16.8	16.8	84	84	60-140	0	30	
1,2-Dichloropropane	ug/L	ND	20	20	19.2	19.4	96	97	60-140	1	30	
1,3,5-Trimethylbenzene	ug/L	ND	20	20	20.0	19.5	100	97	60-140	2	30	
1,3-Dichlorobenzene	ug/L	ND	20	20	18.5	18.0	93	90	60-140	3	30	
1,3-Dichloropropane	ug/L	ND	20	20	19.9	19.5	100	97	60-140	2	30	
1,4-Dichlorobenzene	ug/L	ND	20	20	18.0	17.7	90	89	60-140	2	30	
2,2-Dichloropropane	ug/L	ND	20	20	15.0	15.5	75	77	60-140	3	30	
2-Chlorotoluene	ug/L	ND	20	20	19.0	18.5	95	93	60-140	2	30	
4-Chlorotoluene	ug/L	ND	20	20	19.0	18.2	95	91	60-140	5	30	
Benzene	ug/L	ND	20	20	18.1	17.8	91	89	60-140	2	30	
Bromobenzene	ug/L	ND	20	20	20.0	19.8	100	99	60-140	1	30	
Bromochloromethane	ug/L	ND	20	20	16.3	17.8	82	89	60-140	9	30	
Bromodichloromethane	ug/L	ND	20	20	20.0	19.7	100	98	60-140	2	30	
Bromoform	ug/L	ND	20	20	17.1	17.0	86	85	60-140	1	30	
Bromomethane	ug/L	ND	20	20	12.7	15.0	64	75	60-140	16	30	
Carbon tetrachloride	ug/L	ND	20	20	20.5	20.6	102	103	60-140	1	30	
Chlorobenzene	ug/L	ND	20	20	19.6	19.7	98	99	60-140	0	30	
Chloroethane	ug/L	ND	20	20	19.5	20.5	98	103	60-140	5	30	
Chloroform	ug/L	ND	20	20	16.2	17.4	81	87	60-140	7	30	
Chloromethane	ug/L	ND	20	20	12.4	14.0	62	70	60-140	12	30	
cis-1,2-Dichloroethene	ug/L	ND	20	20	16.4	16.8	82	84	60-140	2	30	
cis-1,3-Dichloropropene	ug/L	ND	20	20	18.3	18.4	92	92	60-140	0	30	
Dibromochloromethane	ug/L	ND	20	20	20.3	20.3	101	101	60-140	0	30	
Dibromomethane	ug/L	ND	20	20	18.5	18.7	93	93	60-140	1	30	

Results presented on this page are in the units indicated by the "Units" column except where an alternate unit is presented to the right of the result.

REPORT OF LABORATORY ANALYSIS

This report shall not be reproduced, except in full,
without the written consent of Pace Analytical Services, LLC.

Pace Analytical Services, LLC
9800 Kincey Ave. Suite 100
Huntersville, NC 28078
(704)875-9092

QUALITY CONTROL DATA

Project: 2020-LI-2448
Pace Project No.: 92608314

MATRIX SPIKE & MATRIX SPIKE DUPLICATE: 3668486 3668487

Parameter	Units	92608314001 Result	MS Spike Conc.	MSD Spike Conc.	MS Result	MSD Result	MS % Rec	MSD % Rec	% Rec Limits	RPD	Max RPD	Qual
Dichlorodifluoromethane	ug/L	ND	20	20	16.9	17.5	85	87	60-140	3	30	
Diisopropyl ether	ug/L	ND	20	20	16.0	16.2	80	81	60-140	1	30	
Ethanol	ug/L	ND	800	800	650	651	81	81	60-140	0	30	
Ethylbenzene	ug/L	ND	20	20	19.4	18.9	97	94	60-140	3	30	
Hexachloro-1,3-butadiene	ug/L	ND	20	20	18.8	19.1	94	95	60-140	1	30	
Isopropylbenzene (Cumene)	ug/L	ND	20	20	19.2	18.9	96	94	60-140	2	30	
m&p-Xylene	ug/L	ND	40	40	38.6	38.2	97	95	60-140	1	30	
Methyl-tert-butyl ether	ug/L	ND	20	20	15.7	16.1	78	81	60-140	3	30	
Methylene Chloride	ug/L	ND	20	20	14.4	14.4	72	72	60-140	0	30	
n-Butylbenzene	ug/L	ND	20	20	18.7	18.4	93	92	60-140	2	30	
n-Propylbenzene	ug/L	ND	20	20	19.4	18.8	97	94	60-140	3	30	
Naphthalene	ug/L	ND	20	20	19.4	18.7	97	93	60-140	4	30	
o-Xylene	ug/L	ND	20	20	19.5	19.3	98	96	60-140	1	30	
sec-Butylbenzene	ug/L	ND	20	20	19.4	19.1	97	95	60-140	1	30	
Styrene	ug/L	ND	20	20	18.8	18.6	94	93	60-140	1	30	
tert-Butylbenzene	ug/L	ND	20	20	17.1	16.9	86	84	60-140	1	30	
Tetrachloroethene	ug/L	ND	20	20	19.7	19.5	98	98	60-140	1	30	
Toluene	ug/L	ND	20	20	18.3	18.5	91	93	60-140	1	30	
trans-1,2-Dichloroethene	ug/L	ND	20	20	16.9	16.5	84	83	60-140	2	30	
trans-1,3-Dichloropropene	ug/L	ND	20	20	18.2	17.8	91	89	60-140	2	30	
Trichloroethene	ug/L	ND	20	20	18.9	18.9	95	95	60-140	0	30	
Trichlorofluoromethane	ug/L	ND	20	20	15.9	16.4	79	82	60-140	3	30	
Vinyl chloride	ug/L	ND	20	20	16.0	16.6	80	83	60-140	3	30	
1,2-Dichloroethane-d4 (S)	%						82	84	70-130			
4-Bromofluorobenzene (S)	%						100	101	70-130			
Toluene-d8 (S)	%						96	96	70-130			

Results presented on this page are in the units indicated by the "Units" column except where an alternate unit is presented to the right of the result.

REPORT OF LABORATORY ANALYSIS

This report shall not be reproduced, except in full,
without the written consent of Pace Analytical Services, LLC.

Pace Analytical Services, LLC
9800 Kincey Ave. Suite 100
Huntersville, NC 28078
(704)875-9092

QUALIFIERS

Project: 2020-LI-2448
Pace Project No.: 92608314

DEFINITIONS

DF - Dilution Factor, if reported, represents the factor applied to the reported data due to dilution of the sample aliquot.

ND - Not Detected at or above adjusted reporting limit.

TNTC - Too Numerous To Count

J - Estimated concentration above the adjusted method detection limit and below the adjusted reporting limit.

MDL - Adjusted Method Detection Limit.

PQL - Practical Quantitation Limit.

RL - Reporting Limit - The lowest concentration value that meets project requirements for quantitative data with known precision and bias for a specific analyte in a specific matrix.

S - Surrogate

1,2-Diphenylhydrazine decomposes to and cannot be separated from Azobenzene using Method 8270. The result for each analyte is a combined concentration.

Consistent with EPA guidelines, unrounded data are displayed and have been used to calculate % recovery and RPD values.

LCS(D) - Laboratory Control Sample (Duplicate)

MS(D) - Matrix Spike (Duplicate)

DUP - Sample Duplicate

RPD - Relative Percent Difference

NC - Not Calculable.

SG - Silica Gel - Clean-Up

U - Indicates the compound was analyzed for, but not detected.

Acid preservation may not be appropriate for 2 Chloroethylvinyl ether.

A separate vial preserved to a pH of 4-5 is recommended in SW846 Chapter 4 for the analysis of Acrolein and Acrylonitrile by EPA Method 8260.

N-Nitrosodiphenylamine decomposes and cannot be separated from Diphenylamine using Method 8270. The result reported for each analyte is a combined concentration.

Reported results are not rounded until the final step prior to reporting. Therefore, calculated parameters that are typically reported as "Total" may vary slightly from the sum of the reported component parameters.

Pace Analytical is TNI accredited. Contact your Pace PM for the current list of accredited analytes.

TNI - The NELAC Institute.

ANALYTE QUALIFIERS

N2	The lab does not hold NELAC/TNI accreditation for this parameter but other accreditations/certifications may apply. A complete list of accreditations/certifications is available upon request.

REPORT OF LABORATORY ANALYSIS

This report shall not be reproduced, except in full,
without the written consent of Pace Analytical Services, LLC.

Pace Analytical Services, LLC
9800 Kincey Ave. Suite 100
Huntersville, NC 28078
(704)875-9092

QUALITY CONTROL DATA CROSS REFERENCE TABLE

Project: 2020-LI-2448
Pace Project No.: 92608314

Lab ID	Sample ID	QC Batch Method	QC Batch	Analytical Method	Analytical Batch
92608314001	**14226-HC-RD-20220607**	MADEP VPH	703470		
92608314001	**14226-HC-RD-20220607**	EPA 3010A	703813	EPA 6020B	703848
92608314001	**14226-HC-RD-20220607**	SM 6200B	702973		

This report shall not be reproduced, except in full,
without the written consent of Pace Analytical Services, LLC.

Pace Analytical

CHAIN-OF-CUSTODY Analytical Request Document

Chain-of-Custody is a LEGAL DOCUMENT - Complete all relevent fields

LAB USE ON ... er or

WO# : 92608314

92608314

Container Pr

Company: Apexcompanies	Billing Information:
Address:	
Report To: Andrew Street	Email To: andrew.street@apexcos.com
Copy To:	Site Collection Info/Address: Huntersville Concord Rd
Customer Project Name/Number: 2020-L1-2448	State: NC / County/City: Huntersville / Time Zone Collected: [ ] PT [ ] MT [ ] CT [ ] ET
Phone: / Email:	Site/Facility ID #: / Compliance Monitoring? [ ] Yes [ ] No
Collected By (print): Vanessa Hunter	Purchase Order #: / Quote #: / DW PWS ID #: / DW Location Code:
Collected By (signature): [signature]	Turnaround Date Required: ASAP / Immediately Packed on Ice: [ ] Yes [ ] No
Sample Disposal: [ ] Dispose as appropriate [ ] Return [ ] Archive: ____ [ ] Hold: ____	Rush: [ ] Same Day [ ] Next Day [ ] 2 Day [ ] 3 Day [ ] 4 Day [ ] 5 Day (Expedite Charges Apply) / Field Filtered (if applicable): [ ] Yes [ ] No / Analysis: ____

** Preservative Types: (1) nitric acid, (2) sulfuric acid, (3) hydrochloric acid, (4) sodium hydroxide, (5) zinc acetate, (6) methanol, (7) sodium bisulfate, (8) sodium thiosulfate, (9) hexane, (A) ascorbic acid, (B) ammonium sulfate, (C) ammonium hydroxide, (D) TSP, (U) Unpreserved, (O) Other ____

* Matrix Codes (Insert in Matrix box below): Drinking Water (DW), Ground Water (GW), Wastewater (WW), Product (P), Soil/Solid (SL), Oil (OL), Wipe (WP), Air (AR), Tissue (TS), Bioassay (B), Vapor (V), Other (OT)

Analyses

Customer Sample ID	Matrix *	Comp / Grab	Collected (or Composite Start) Date	Collected (or Composite Start) Time	Composite End Date	Composite End Time	Res Cl	# of Ctns	VOCs 6200B	MADEP VPH	Lead
14226-HC-Rd 20220607	DW	G	—	—	6/7/22	1032	—	8	X	X	X

Lab Profile/Line:

Lab Sample Receipt Checklist:

Custody Seals Present/Intact	Y N NA
Custody Signatures Present	Y N NA
Collector Signature Present	Y N NA
Bottles Intact	Y N NA
Correct Bottles	Y N NA
Sufficient Volume	Y N NA
Samples Received on Ice	Y N NA
VOA - Headspace Acceptable	Y N NA
USDA Regulated Soils	Y N NA
Samples in Holding Time	Y N NA
Residual Chlorine Present	Y N NA
Cl Strips: ____	
Sample pH Acceptable	Y N NA
pH Strips: 223819AV	
Sulfide Present	Y N NA
Lead Acetate Strips: ____	

LAB USE ONLY:
Lab Sample # / Comments:

92608314
001

Customer Remarks / Special Conditions / Possible Hazards:

Type of Ice Used: Wet Blue Dry None

Packing Material Used: BB

Radchem sample(s) screened (<500 cpm): Y N NA

SHORT HOLDS PRESENT (<72 hours): Y N N/A

Lab Tracking #: 2517695

Samples received via: FEDEX UPS Client Courier Pace Courier

Lab Sample Temperature Info:
Temp Blank Received: Y N NA
Therm ID#: 9RT064
Cooler 1 Temp Upon Receipt: 3.4 oC
Cooler 1 Therm Corr. Factor: 0.0 oC
Cooler 1 Corrected Temp: 3.4 oC
Comments:

Relinquished by/Company: (Signature)	Date/Time:	Received by/Company: (Signature)	Date/Time:
[signature] Apex	6/7/22 1135	DP PACE HVL	6/7/22 1135
Relinquished by/Company: (Signature)	Date/Time:	Received by/Company: (Signature)	Date/Time:
Relinquished by/Company: (Signature)	Date/Time:	Received by/Company: (Signature)	Date/Time:

MTJL LAB USE ONLY
Table #:
Acctnum:
Template:
Prelogin:
PM:
PB:

Trip Blank Received: Y N NA
HCL MeOH TSP Other

Non Conformance(s): YES / NO

Page: ____ of: ____

Effective Date: 05/12/2022 05/12/2022

WO#: 92608314

PM: AMB Due Date: 06/14/22

CLIENT: 92-APEX MOOR

*Check mark top half of box if pH and/or dechlorination is verified and within the acceptance range for preservation samples.

Exceptions: VOA, Coliform, TOC, Oil and Grease, DRO/8015 (water), DOC, LLHg

Projec

**Bottom half of box is to list number of bottles

***Check all unpreserved Nitrates for chlorine

Item#	BP4U-125 mL Plastic Unpreserved (N/A) (Cl-)	BP3U-250 mL Plastic Unpreserved (N/A)	BP2U-500 mL Plastic Unpreserved (N/A)	BP1U-1 liter Plastic Unpreserved (N/A)	BP4S-125 mL Plastic H2SO4 (pH < 2) (Cl-)	BP3N-250 mL plastic HNO3 (pH < 2)	BP4Z-125 mL Plastic 2N Acetate & NaOH (>9)	BP4B-125 mL Plastic NaOH (pH ≥ 12) (Cl-)	WGFU-Wide-mouthed Glass jar Unpreserved	AG1U-1 liter Amber Unpreserved (N/A) (Cl-)	AG1H-1 liter Amber HCl (pH < 2)	AG3U-250 mL Amber Unpreserved (N/A) (Cl-)	AG1S-1 liter Amber H2SO4 (pH < 2)	AG3S-250 mL Amber H2SO4 (pH < 2)	DG94-250 mL Amber NH4Cl (N/A)(Cl-)	DG9H-40 mL VOA HCl (N/A)	VG9T-40 mL VOA Na2S2O3 (N/A)	VG9U-40 mL VOA Unpreserved (N/A)	DG9V-40 mL VOA H3PO4 (N/A)	DG9S-40 mL VOA H2SO4 (N/A)	Y/GK (3 vials per kit)-VPH/Gas kit (N/A)	SP5T-125 mL Sterile Plastic (N/A – lab)	SP2T-250 mL Sterile Plastic (N/A – lab)		BP3R-250 mL Plastic (NH2)2SO4 (9.3-9.7)	AG0U-100 mL Amber Unpreserved (N/A) (Cl-)	VSGU-20 mL Scintillation vials (N/A)	DG9U-40 mL Amber Unpreserved vials (N/A)
1						1										7												
2																												
3																												
4																												
5																												
6																												
7																												
8																												
9																												
10																												
11																												
12																												

pH Adjustment Log for Preserved Samples

Sample ID	Type of Preservative	pH upon receipt	Date preservation adjusted	Time preservation adjusted	Amount of Preservative added	Lot #

Note: Whenever there is a discrepancy affecting North Carolina compliance samples, a copy of this form will be sent to the North Carolina DENR Certification Office (i.e. Out of hold, incorrect preservative, out of temp, incorrect containers.

Pace Analytical Services, LLC
9800 Kincey Ave. Suite 100
Huntersville, NC 28078
(704)875-9092

June 14, 2022

Andrew Street
Apex Companies - NC
5900 Northwoods Business Pkwy
Suite 5900-0
Charlotte, NC 28269

RE: Project: 2020-LI-2448
Pace Project No.: 92608318

Dear Andrew Street:

Enclosed are the analytical results for sample(s) received by the laboratory on June 07, 2022. The results relate only to the samples included in this report. Results reported herein conform to the applicable TNI/NELAC Standards and the laboratory's Quality Manual, where applicable, unless otherwise noted in the body of the report.

The test results provided in this final report were generated by each of the following laboratories within the Pace Network:

- Pace Analytical Services - Asheville
- Pace Analytical Services - Charlotte

If you have any questions concerning this report, please feel free to contact me.

Sincerely,

Angela M. Baioni

Angela Baioni
angela.baioni@pacelabs.com
(704)875-9092
Project Manager

Enclosures

cc: J Culbreath, Colonial Pipeline Company
Naomi Fretz, APEX Companies, LLC
Robert Hughes, Colonial Pipeline
Jamie Moran, APEX Companies, LLC
Jeff Morrison, Colonial Pipeline Company
Tom Naumann, APEX Companies - NC
Joe Nicolette, Montrose-EPS
Kaitlyn Nootens, Apex Companies
Christopher Schultz, Apex Companies
Matt Teixeira, Apex Companies, LLC
Michael Verdon, Colonial Pipeline Company
JM Wyatt, Colonial Pipeline Company

REPORT OF LABORATORY ANALYSIS

This report shall not be reproduced, except in full,
without the written consent of Pace Analytical Services, LLC.

Pace Analytical Services, LLC
9800 Kincey Ave. Suite 100
Huntersville, NC 28078
(704)875-9092

CERTIFICATIONS

Project: 2020-LI-2448
Pace Project No.: 92608318

Pace Analytical Services Charlotte

South Carolina Laboratory ID: 99006
9800 Kincey Ave. Ste 100, Huntersville, NC 28078
North Carolina Drinking Water Certification #: 37706
North Carolina Field Services Certification #: 5342
North Carolina Wastewater Certification #: 12
South Carolina Laboratory ID: 99006
South Carolina Certification #: 99006001
South Carolina Drinking Water Cert. #: 99006003
Florida/NELAP Certification #: E87627
Kentucky UST Certification #: 84
Louisiana DoH Drinking Water #: LA029
Virginia/VELAP Certification #: 460221

Pace Analytical Services Asheville

2225 Riverside Drive, Asheville, NC 28804
Florida/NELAP Certification #: E87648
North Carolina Drinking Water Certification #: 37712
North Carolina Wastewater Certification #: 40
South Carolina Laboratory ID: 99030
South Carolina Certification #: 99030001
Virginia/VELAP Certification #: 460222

This report shall not be reproduced, except in full,
without the written consent of Pace Analytical Services, LLC.

Pace Analytical Services, LLC
9800 Kincey Ave. Suite 100
Huntersville, NC 28078
(704)875-9092

SAMPLE SUMMARY

Project: 2020-LI-2448
Pace Project No.: 92608318

Lab ID	Sample ID	Matrix	Date Collected	Date Received
92608318001	**14401-HC-RD-20220607**	Water	06/07/22 10:03	06/07/22 11:35

REPORT OF LABORATORY ANALYSIS

This report shall not be reproduced, except in full,
without the written consent of Pace Analytical Services, LLC.

Pace Analytical Services, LLC
9800 Kincey Ave. Suite 100
Huntersville, NC 28078
(704)875-9092

SAMPLE ANALYTE COUNT

Project: 2020-LI-2448
Pace Project No.: 92608318

Lab ID	Sample ID	Method	Analysts	Analytes Reported	Laboratory
92608318001	**14401-HC-RD-20220607**	MADEP VPH	MAD	6	PASI-C
		EPA 6020B	DBB1	1	PASI-A
		SM 6200B	SAS	64	PASI-C

PASI-A = Pace Analytical Services - Asheville
PASI-C = Pace Analytical Services - Charlotte

This report shall not be reproduced, except in full,
without the written consent of Pace Analytical Services, LLC.

Pace Analytical Services, LLC
9800 Kincey Ave. Suite 100
Huntersville, NC 28078
(704)875-9092

ANALYTICAL RESULTS

Project: 2020-LI-2448
Pace Project No.: 92608318

Sample: 14401-HC-RD-20220607 **Lab ID: 92608318001** Collected: 06/07/22 10:03 Received: 06/07/22 11:35 Matrix: Water

Parameters	Results	Units	Report Limit	MDL	DF	Prepared	Analyzed	CAS No.	Qual
VPH NC Water	Analytical Method: MADEP VPH Pace Analytical Services - Charlotte								
Total VPH (C5-C12)	ND	ug/L	50.0	50.0	1		06/10/22 09:21		N2
Aliphatic (C05-C08)	ND	ug/L	50.0	50.0	1		06/10/22 09:21		N2
Aliphatic(C09-C12) Adjusted	ND	ug/L	50.0	50.0	1		06/10/22 09:21		N2
Aromatic (C09-C10)	ND	ug/L	50.0	50.0	1		06/10/22 09:21		N2
Surrogates									
4-Bromofluorobenzene (FID) (S)	96	%	70-130		1		06/10/22 09:21	460-00-4	
4-Bromofluorobenzene (PID) (S)	83	%	70-130		1		06/10/22 09:21	460-00-4	
6020 MET ICPMS	Analytical Method: EPA 6020B Preparation Method: EPA 3010A Pace Analytical Services - Asheville								
Lead	**0.29J**	ug/L	1.0	0.077	1	06/11/22 01:56	06/12/22 23:58	7439-92-1	
6200B MSV	Analytical Method: SM 6200B Pace Analytical Services - Charlotte								
Benzene	ND	ug/L	0.50	0.34	1		06/09/22 14:51	71-43-2	
Bromobenzene	ND	ug/L	0.50	0.29	1		06/09/22 14:51	108-86-1	
Bromochloromethane	ND	ug/L	0.50	0.47	1		06/09/22 14:51	74-97-5	
Bromodichloromethane	ND	ug/L	0.50	0.31	1		06/09/22 14:51	75-27-4	
Bromoform	ND	ug/L	0.50	0.34	1		06/09/22 14:51	75-25-2	
Bromomethane	ND	ug/L	5.0	1.7	1		06/09/22 14:51	74-83-9	
n-Butylbenzene	ND	ug/L	0.50	0.49	1		06/09/22 14:51	104-51-8	
sec-Butylbenzene	ND	ug/L	0.50	0.40	1		06/09/22 14:51	135-98-8	
tert-Butylbenzene	ND	ug/L	0.50	0.32	1		06/09/22 14:51	98-06-6	
Carbon tetrachloride	ND	ug/L	0.50	0.33	1		06/09/22 14:51	56-23-5	
Chlorobenzene	ND	ug/L	0.50	0.28	1		06/09/22 14:51	108-90-7	
Chloroethane	ND	ug/L	1.0	0.65	1		06/09/22 14:51	75-00-3	
Chloroform	ND	ug/L	0.50	0.43	1		06/09/22 14:51	67-66-3	
Chloromethane	ND	ug/L	1.0	0.54	1		06/09/22 14:51	74-87-3	
2-Chlorotoluene	ND	ug/L	0.50	0.32	1		06/09/22 14:51	95-49-8	
4-Chlorotoluene	ND	ug/L	0.50	0.32	1		06/09/22 14:51	106-43-4	
1,2-Dibromo-3-chloropropane	ND	ug/L	1.0	0.34	1		06/09/22 14:51	96-12-8	
Dibromochloromethane	ND	ug/L	0.50	0.36	1		06/09/22 14:51	124-48-1	
1,2-Dibromoethane (EDB)	ND	ug/L	0.50	0.27	1		06/09/22 14:51	106-93-4	
Dibromomethane	ND	ug/L	0.50	0.39	1		06/09/22 14:51	74-95-3	
1,2-Dichlorobenzene	ND	ug/L	0.50	0.34	1		06/09/22 14:51	95-50-1	
1,3-Dichlorobenzene	ND	ug/L	0.50	0.34	1		06/09/22 14:51	541-73-1	
1,4-Dichlorobenzene	ND	ug/L	0.50	0.33	1		06/09/22 14:51	106-46-7	
Dichlorodifluoromethane	ND	ug/L	0.50	0.35	1		06/09/22 14:51	75-71-8	
1,1-Dichloroethane	ND	ug/L	0.50	0.37	1		06/09/22 14:51	75-34-3	
1,2-Dichloroethane	ND	ug/L	0.50	0.32	1		06/09/22 14:51	107-06-2	
1,1-Dichloroethene	ND	ug/L	0.50	0.35	1		06/09/22 14:51	75-35-4	
cis-1,2-Dichloroethene	ND	ug/L	0.50	0.38	1		06/09/22 14:51	156-59-2	
trans-1,2-Dichloroethene	ND	ug/L	0.50	0.40	1		06/09/22 14:51	156-60-5	
1,2-Dichloropropane	ND	ug/L	0.50	0.36	1		06/09/22 14:51	78-87-5	
1,3-Dichloropropane	ND	ug/L	0.50	0.28	1		06/09/22 14:51	142-28-9	

REPORT OF LABORATORY ANALYSIS

This report shall not be reproduced, except in full,
without the written consent of Pace Analytical Services, LLC.

Pace Analytical Services, LLC
9800 Kincey Ave. Suite 100
Huntersville, NC 28078
(704)875-9092

ANALYTICAL RESULTS

Project: 2020-LI-2448
Pace Project No.: 92608318

Sample: 14401-HC-RD-20220607 **Lab ID: 92608318001** Collected: 06/07/22 10:03 Received: 06/07/22 11:35 Matrix: Water

Parameters	Results	Units	Report Limit	MDL	DF	Prepared	Analyzed	CAS No.	Qual
6200B MSV	Analytical Method: SM 6200B Pace Analytical Services - Charlotte								
2,2-Dichloropropane	ND	ug/L	0.50	0.39	1		06/09/22 14:51	594-20-7	
1,1-Dichloropropene	ND	ug/L	0.50	0.43	1		06/09/22 14:51	563-58-6	
cis-1,3-Dichloropropene	ND	ug/L	0.50	0.36	1		06/09/22 14:51	10061-01-5	
trans-1,3-Dichloropropene	ND	ug/L	0.50	0.36	1		06/09/22 14:51	10061-02-6	
Diisopropyl ether	ND	ug/L	0.50	0.31	1		06/09/22 14:51	108-20-3	
Ethanol	ND	ug/L	200	72.2	1		06/09/22 14:51	64-17-5	
Ethylbenzene	ND	ug/L	0.50	0.30	1		06/09/22 14:51	100-41-4	
Hexachloro-1,3-butadiene	ND	ug/L	2.0	1.5	1		06/09/22 14:51	87-68-3	
Isopropylbenzene (Cumene)	ND	ug/L	0.50	0.33	1		06/09/22 14:51	98-82-8	
Methylene Chloride	ND	ug/L	2.0	2.0	1		06/09/22 14:51	75-09-2	
Methyl-tert-butyl ether	ND	ug/L	0.50	0.42	1		06/09/22 14:51	1634-04-4	
Naphthalene	ND	ug/L	2.0	0.64	1		06/09/22 14:51	91-20-3	
n-Propylbenzene	ND	ug/L	0.50	0.34	1		06/09/22 14:51	103-65-1	
Styrene	ND	ug/L	0.50	0.29	1		06/09/22 14:51	100-42-5	
1,1,1,2-Tetrachloroethane	ND	ug/L	0.50	0.31	1		06/09/22 14:51	630-20-6	
1,1,2,2-Tetrachloroethane	ND	ug/L	0.50	0.22	1		06/09/22 14:51	79-34-5	
Tetrachloroethene	ND	ug/L	0.50	0.29	1		06/09/22 14:51	127-18-4	
Toluene	ND	ug/L	0.50	0.48	1		06/09/22 14:51	108-88-3	
1,2,3-Trichlorobenzene	ND	ug/L	2.0	0.81	1		06/09/22 14:51	87-61-6	
1,2,4-Trichlorobenzene	ND	ug/L	2.0	0.64	1		06/09/22 14:51	120-82-1	
1,1,1-Trichloroethane	ND	ug/L	0.50	0.33	1		06/09/22 14:51	71-55-6	
1,1,2-Trichloroethane	ND	ug/L	0.50	0.32	1		06/09/22 14:51	79-00-5	
Trichloroethene	ND	ug/L	0.50	0.38	1		06/09/22 14:51	79-01-6	
Trichlorofluoromethane	ND	ug/L	1.0	0.30	1		06/09/22 14:51	75-69-4	
1,2,3-Trichloropropane	ND	ug/L	0.50	0.26	1		06/09/22 14:51	96-18-4	
1,2,4-Trimethylbenzene	ND	ug/L	0.50	0.50	1		06/09/22 14:51	95-63-6	
1,3,5-Trimethylbenzene	ND	ug/L	0.50	0.33	1		06/09/22 14:51	108-67-8	
Vinyl chloride	ND	ug/L	1.0	0.39	1		06/09/22 14:51	75-01-4	
m&p-Xylene	ND	ug/L	1.0	0.71	1		06/09/22 14:51	179601-23-1	
o-Xylene	ND	ug/L	0.50	0.34	1		06/09/22 14:51	95-47-6	
Surrogates									
1,2-Dichloroethane-d4 (S)	87	%	70-130		1		06/09/22 14:51	17060-07-0	
4-Bromofluorobenzene (S)	98	%	70-130		1		06/09/22 14:51	460-00-4	
Toluene-d8 (S)	95	%	70-130		1		06/09/22 14:51	2037-26-5	

REPORT OF LABORATORY ANALYSIS

This report shall not be reproduced, except in full,
without the written consent of Pace Analytical Services, LLC.

Pace Analytical Services, LLC
9800 Kincey Ave. Suite 100
Huntersville, NC 28078
(704)875-9092

QUALITY CONTROL DATA

Project: 2020-LI-2448
Pace Project No.: 92608318

QC Batch: 703470
QC Batch Method: MADEP VPH
Analysis Method: MADEP VPH
Analysis Description: VPH NC Water
Laboratory: Pace Analytical Services - Charlotte
Associated Lab Samples: 92608318001

METHOD BLANK: 3671154 Matrix: Water
Associated Lab Samples: 92608318001

Parameter	Units	Blank Result	Reporting Limit	MDL	Analyzed	Qualifiers
Aliphatic (C05-C08)	ug/L	ND	50.0	50.0	06/10/22 02:37	N2
Aromatic (C09-C10)	ug/L	ND	50.0	50.0	06/10/22 02:37	N2
4-Bromofluorobenzene (FID) (S)	%	96	70-130		06/10/22 02:37	
4-Bromofluorobenzene (PID) (S)	%	84	70-130		06/10/22 02:37	

LABORATORY CONTROL SAMPLE & LCSD: 3671155 3671156

Parameter	Units	Spike Conc.	LCS Result	LCSD Result	LCS % Rec	LCSD % Rec	% Rec Limits	RPD	Max RPD	Qualifiers
Aliphatic (C05-C08)	ug/L	300	378	366	126	122	70-130	3	25	N2
Aromatic (C09-C10)	ug/L	100	94.9	95.5	95	95	70-130	1	25	N2
4-Bromofluorobenzene (FID) (S)	%				98	99	70-130			
4-Bromofluorobenzene (PID) (S)	%				87	88	70-130			

Results presented on this page are in the units indicated by the "Units" column except where an alternate unit is presented to the right of the result.

REPORT OF LABORATORY ANALYSIS

This report shall not be reproduced, except in full,
without the written consent of Pace Analytical Services, LLC.

Pace Analytical Services, LLC
9800 Kincey Ave. Suite 100
Huntersville, NC 28078
(704)875-9092

QUALITY CONTROL DATA

Project: 2020-LI-2448
Pace Project No.: 92608318

QC Batch: 703813
QC Batch Method: EPA 3010A
Analysis Method: EPA 6020B
Analysis Description: 6020 MET
Laboratory: Pace Analytical Services - Asheville
Associated Lab Samples: 92608318001

METHOD BLANK: 3673138 Matrix: Water
Associated Lab Samples: 92608318001

Parameter	Units	Blank Result	Reporting Limit	MDL	Analyzed	Qualifiers
Lead	ug/L	ND	1.0	0.077	06/12/22 23:08	

LABORATORY CONTROL SAMPLE: 3673139

Parameter	Units	Spike Conc.	LCS Result	LCS % Rec	% Rec Limits	Qualifiers
Lead	ug/L	50	48.1	96	80-120	

MATRIX SPIKE & MATRIX SPIKE DUPLICATE: 3673140 3673141

Parameter	Units	92608268001 Result	MS Spike Conc.	MSD Spike Conc.	MS Result	MSD Result	MS % Rec	MSD % Rec	% Rec Limits	RPD	Max RPD	Qual
Lead	ug/L	2.1	50	50	52.0	50.9	100	97	75-125	2	20	

Results presented on this page are in the units indicated by the "Units" column except where an alternate unit is presented to the right of the result.

REPORT OF LABORATORY ANALYSIS

This report shall not be reproduced, except in full,
without the written consent of Pace Analytical Services, LLC.

Pace Analytical Services, LLC
9800 Kincey Ave. Suite 100
Huntersville, NC 28078
(704)875-9092

QUALITY CONTROL DATA

Project: 2020-LI-2448
Pace Project No.: 92608318

QC Batch: 702973
QC Batch Method: SM 6200B
Analysis Method: SM 6200B
Analysis Description: 6200B MSV
Laboratory: Pace Analytical Services - Charlotte

Associated Lab Samples: 92608318001

METHOD BLANK: 3668484 Matrix: Water
Associated Lab Samples: 92608318001

Parameter	Units	Blank Result	Reporting Limit	MDL	Analyzed	Qualifiers
1,1,1,2-Tetrachloroethane	ug/L	ND	0.50	0.31	06/09/22 13:01	
1,1,1-Trichloroethane	ug/L	ND	0.50	0.33	06/09/22 13:01	
1,1,2,2-Tetrachloroethane	ug/L	ND	0.50	0.22	06/09/22 13:01	
1,1,2-Trichloroethane	ug/L	ND	0.50	0.32	06/09/22 13:01	
1,1-Dichloroethane	ug/L	ND	0.50	0.37	06/09/22 13:01	
1,1-Dichloroethene	ug/L	ND	0.50	0.35	06/09/22 13:01	
1,1-Dichloropropene	ug/L	ND	0.50	0.43	06/09/22 13:01	
1,2,3-Trichlorobenzene	ug/L	ND	2.0	0.81	06/09/22 13:01	
1,2,3-Trichloropropane	ug/L	ND	0.50	0.26	06/09/22 13:01	
1,2,4-Trichlorobenzene	ug/L	ND	2.0	0.64	06/09/22 13:01	
1,2,4-Trimethylbenzene	ug/L	ND	0.50	0.50	06/09/22 13:01	
1,2-Dibromo-3-chloropropane	ug/L	ND	1.0	0.34	06/09/22 13:01	
1,2-Dibromoethane (EDB)	ug/L	ND	0.50	0.27	06/09/22 13:01	
1,2-Dichlorobenzene	ug/L	ND	0.50	0.34	06/09/22 13:01	
1,2-Dichloroethane	ug/L	ND	0.50	0.32	06/09/22 13:01	
1,2-Dichloropropane	ug/L	ND	0.50	0.36	06/09/22 13:01	
1,3,5-Trimethylbenzene	ug/L	ND	0.50	0.33	06/09/22 13:01	
1,3-Dichlorobenzene	ug/L	ND	0.50	0.34	06/09/22 13:01	
1,3-Dichloropropane	ug/L	ND	0.50	0.28	06/09/22 13:01	
1,4-Dichlorobenzene	ug/L	ND	0.50	0.33	06/09/22 13:01	
2,2-Dichloropropane	ug/L	ND	0.50	0.39	06/09/22 13:01	
2-Chlorotoluene	ug/L	ND	0.50	0.32	06/09/22 13:01	
4-Chlorotoluene	ug/L	ND	0.50	0.32	06/09/22 13:01	
Benzene	ug/L	ND	0.50	0.34	06/09/22 13:01	
Bromobenzene	ug/L	ND	0.50	0.29	06/09/22 13:01	
Bromochloromethane	ug/L	ND	0.50	0.47	06/09/22 13:01	
Bromodichloromethane	ug/L	ND	0.50	0.31	06/09/22 13:01	
Bromoform	ug/L	ND	0.50	0.34	06/09/22 13:01	
Bromomethane	ug/L	ND	5.0	1.7	06/09/22 13:01	
Carbon tetrachloride	ug/L	ND	0.50	0.33	06/09/22 13:01	
Chlorobenzene	ug/L	ND	0.50	0.28	06/09/22 13:01	
Chloroethane	ug/L	ND	1.0	0.65	06/09/22 13:01	
Chloroform	ug/L	ND	0.50	0.43	06/09/22 13:01	
Chloromethane	ug/L	ND	1.0	0.54	06/09/22 13:01	
cis-1,2-Dichloroethene	ug/L	ND	0.50	0.38	06/09/22 13:01	
cis-1,3-Dichloropropene	ug/L	ND	0.50	0.36	06/09/22 13:01	
Dibromochloromethane	ug/L	ND	0.50	0.36	06/09/22 13:01	
Dibromomethane	ug/L	ND	0.50	0.39	06/09/22 13:01	
Dichlorodifluoromethane	ug/L	ND	0.50	0.35	06/09/22 13:01	
Diisopropyl ether	ug/L	ND	0.50	0.31	06/09/22 13:01	

Results presented on this page are in the units indicated by the "Units" column except where an alternate unit is presented to the right of the result.

REPORT OF LABORATORY ANALYSIS

This report shall not be reproduced, except in full,
without the written consent of Pace Analytical Services, LLC.

Pace Analytical Services, LLC
9800 Kincey Ave. Suite 100
Huntersville, NC 28078
(704)875-9092

QUALITY CONTROL DATA

Project: 2020-LI-2448
Pace Project No.: 92608318

METHOD BLANK: 3668484 Matrix: Water
Associated Lab Samples: 92608318001

Parameter	Units	Blank Result	Reporting Limit	MDL	Analyzed	Qualifiers
Ethanol	ug/L	ND	200	72.2	06/09/22 13:01	
Ethylbenzene	ug/L	ND	0.50	0.30	06/09/22 13:01	
Hexachloro-1,3-butadiene	ug/L	ND	2.0	1.5	06/09/22 13:01	
Isopropylbenzene (Cumene)	ug/L	ND	0.50	0.33	06/09/22 13:01	
m&p-Xylene	ug/L	ND	1.0	0.71	06/09/22 13:01	
Methyl-tert-butyl ether	ug/L	ND	0.50	0.42	06/09/22 13:01	
Methylene Chloride	ug/L	ND	2.0	2.0	06/09/22 13:01	
n-Butylbenzene	ug/L	ND	0.50	0.49	06/09/22 13:01	
n-Propylbenzene	ug/L	ND	0.50	0.34	06/09/22 13:01	
Naphthalene	ug/L	ND	2.0	0.64	06/09/22 13:01	
o-Xylene	ug/L	ND	0.50	0.34	06/09/22 13:01	
sec-Butylbenzene	ug/L	ND	0.50	0.40	06/09/22 13:01	
Styrene	ug/L	ND	0.50	0.29	06/09/22 13:01	
tert-Butylbenzene	ug/L	ND	0.50	0.32	06/09/22 13:01	
Tetrachloroethene	ug/L	ND	0.50	0.29	06/09/22 13:01	
Toluene	ug/L	ND	0.50	0.48	06/09/22 13:01	
trans-1,2-Dichloroethene	ug/L	ND	0.50	0.40	06/09/22 13:01	
trans-1,3-Dichloropropene	ug/L	ND	0.50	0.36	06/09/22 13:01	
Trichloroethene	ug/L	ND	0.50	0.38	06/09/22 13:01	
Trichlorofluoromethane	ug/L	ND	1.0	0.30	06/09/22 13:01	
Vinyl chloride	ug/L	ND	1.0	0.39	06/09/22 13:01	
1,2-Dichloroethane-d4 (S)	%	86	70-130		06/09/22 13:01	
4-Bromofluorobenzene (S)	%	97	70-130		06/09/22 13:01	
Toluene-d8 (S)	%	97	70-130		06/09/22 13:01	

LABORATORY CONTROL SAMPLE: 3668485

Parameter	Units	Spike Conc.	LCS Result	LCS % Rec	% Rec Limits	Qualifiers
1,1,1,2-Tetrachloroethane	ug/L	50	49.6	99	60-140	
1,1,1-Trichloroethane	ug/L	50	39.2	78	60-140	
1,1,2,2-Tetrachloroethane	ug/L	50	46.4	93	60-140	
1,1,2-Trichloroethane	ug/L	50	44.8	90	60-140	
1,1-Dichloroethane	ug/L	50	37.4	75	60-140	
1,1-Dichloroethene	ug/L	50	38.4	77	60-140	
1,1-Dichloropropene	ug/L	50	39.5	79	60-140	
1,2,3-Trichlorobenzene	ug/L	50	50.3	101	60-140	
1,2,3-Trichloropropane	ug/L	50	41.3	83	60-140	
1,2,4-Trichlorobenzene	ug/L	50	47.9	96	60-140	
1,2,4-Trimethylbenzene	ug/L	50	46.4	93	60-140	
1,2-Dibromo-3-chloropropane	ug/L	50	48.4	97	60-140	
1,2-Dibromoethane (EDB)	ug/L	50	48.4	97	60-140	
1,2-Dichlorobenzene	ug/L	50	47.3	95	60-140	
1,2-Dichloroethane	ug/L	50	37.8	76	60-140	
1,2-Dichloropropane	ug/L	50	43.4	87	60-140	

Results presented on this page are in the units indicated by the "Units" column except where an alternate unit is presented to the right of the result.

REPORT OF LABORATORY ANALYSIS

This report shall not be reproduced, except in full,
without the written consent of Pace Analytical Services, LLC.

Pace Analytical Services, LLC
9800 Kincey Ave. Suite 100
Huntersville, NC 28078
(704)875-9092

QUALITY CONTROL DATA

Project: 2020-LI-2448
Pace Project No.: 92608318

LABORATORY CONTROL SAMPLE: 3668485

Parameter	Units	Spike Conc.	LCS Result	LCS % Rec	% Rec Limits	Qualifiers
1,3,5-Trimethylbenzene	ug/L	50	47.4	95	60-140	
1,3-Dichlorobenzene	ug/L	50	45.9	92	60-140	
1,3-Dichloropropane	ug/L	50	45.2	90	60-140	
1,4-Dichlorobenzene	ug/L	50	46.3	93	60-140	
2,2-Dichloropropane	ug/L	50	37.8	76	60-140	
2-Chlorotoluene	ug/L	50	46.3	93	60-140	
4-Chlorotoluene	ug/L	50	46.5	93	60-140	
Benzene	ug/L	50	41.5	83	60-140	
Bromobenzene	ug/L	50	47.3	95	60-140	
Bromochloromethane	ug/L	50	35.1	70	60-140	
Bromodichloromethane	ug/L	50	47.2	94	60-140	
Bromoform	ug/L	50	41.5	83	60-140	
Bromomethane	ug/L	50	38.2	76	60-140	
Carbon tetrachloride	ug/L	50	46.2	92	60-140	
Chlorobenzene	ug/L	50	45.9	92	60-140	
Chloroethane	ug/L	50	40.5	81	60-140	
Chloroform	ug/L	50	37.7	75	60-140	
Chloromethane	ug/L	50	35.8	72	60-140	
cis-1,2-Dichloroethene	ug/L	50	37.3	75	60-140	
cis-1,3-Dichloropropene	ug/L	50	45.7	91	60-140	
Dibromochloromethane	ug/L	50	50.3	101	60-140	
Dibromomethane	ug/L	50	46.1	92	60-140	
Dichlorodifluoromethane	ug/L	50	39.0	78	60-140	
Diisopropyl ether	ug/L	50	37.5	75	60-140	
Ethanol	ug/L	2000	1400	70	60-140	
Ethylbenzene	ug/L	50	44.4	89	60-140	
Hexachloro-1,3-butadiene	ug/L	50	48.3	97	60-140	
Isopropylbenzene (Cumene)	ug/L	50	44.9	90	60-140	
m&p-Xylene	ug/L	100	90.5	91	60-140	
Methyl-tert-butyl ether	ug/L	50	37.7	75	60-140	
Methylene Chloride	ug/L	50	35.7	71	60-140	
n-Butylbenzene	ug/L	50	47.0	94	60-140	
n-Propylbenzene	ug/L	50	45.9	92	60-140	
Naphthalene	ug/L	50	50.3	101	60-140	
o-Xylene	ug/L	50	46.7	93	60-140	
sec-Butylbenzene	ug/L	50	46.0	92	60-140	
Styrene	ug/L	50	47.5	95	60-140	
tert-Butylbenzene	ug/L	50	40.2	80	60-140	
Tetrachloroethene	ug/L	50	45.7	91	60-140	
Toluene	ug/L	50	43.2	86	60-140	
trans-1,2-Dichloroethene	ug/L	50	37.8	76	60-140	
trans-1,3-Dichloropropene	ug/L	50	45.9	92	60-140	
Trichloroethene	ug/L	50	44.0	88	60-140	
Trichlorofluoromethane	ug/L	50	39.5	79	60-140	
Vinyl chloride	ug/L	50	37.0	74	60-140	
1,2-Dichloroethane-d4 (S)	%			80	70-130	
4-Bromofluorobenzene (S)	%			101	70-130	

Results presented on this page are in the units indicated by the "Units" column except where an alternate unit is presented to the right of the result.

REPORT OF LABORATORY ANALYSIS

This report shall not be reproduced, except in full,
without the written consent of Pace Analytical Services, LLC.

Pace Analytical Services, LLC
9800 Kincey Ave. Suite 100
Huntersville, NC 28078
(704)875-9092

QUALITY CONTROL DATA

Project: 2020-LI-2448
Pace Project No.: 92608318

LABORATORY CONTROL SAMPLE: 3668485

Parameter	Units	Spike Conc.	LCS Result	LCS % Rec	% Rec Limits	Qualifiers
Toluene-d8 (S)	%			97	70-130	

MATRIX SPIKE & MATRIX SPIKE DUPLICATE: 3668486 3668487

Parameter	Units	92608314001 Result	MS Spike Conc.	MSD Spike Conc.	MS Result	MSD Result	MS % Rec	MSD % Rec	% Rec Limits	RPD	Max RPD	Qual
1,1,1,2-Tetrachloroethane	ug/L	ND	20	20	21.6	21.2	108	106	60-140	2	30	
1,1,1-Trichloroethane	ug/L	ND	20	20	17.8	17.7	89	88	60-140	0	30	
1,1,2,2-Tetrachloroethane	ug/L	ND	20	20	19.3	19.3	96	96	60-140	0	30	
1,1,2-Trichloroethane	ug/L	ND	20	20	19.0	19.6	95	98	60-140	3	30	
1,1-Dichloroethane	ug/L	ND	20	20	16.5	16.4	83	82	60-140	1	30	
1,1-Dichloroethene	ug/L	ND	20	20	17.1	17.4	85	87	60-140	2	30	
1,1-Dichloropropene	ug/L	ND	20	20	17.3	17.9	87	89	60-140	3	30	
1,2,3-Trichlorobenzene	ug/L	ND	20	20	19.4	19.7	97	98	60-140	1	30	
1,2,3-Trichloropropane	ug/L	ND	20	20	16.9	17.5	85	88	60-140	3	30	
1,2,4-Trichlorobenzene	ug/L	ND	20	20	18.6	18.2	93	91	60-140	2	30	
1,2,4-Trimethylbenzene	ug/L	ND	20	20	18.6	18.2	93	91	60-140	2	30	
1,2-Dibromo-3-chloropropane	ug/L	ND	20	20	19.7	18.7	99	94	60-140	5	30	
1,2-Dibromoethane (EDB)	ug/L	ND	20	20	20.3	20.5	102	102	60-140	1	30	
1,2-Dichlorobenzene	ug/L	ND	20	20	18.7	18.3	94	92	60-140	2	30	
1,2-Dichloroethane	ug/L	ND	20	20	16.8	16.8	84	84	60-140	0	30	
1,2-Dichloropropane	ug/L	ND	20	20	19.2	19.4	96	97	60-140	1	30	
1,3,5-Trimethylbenzene	ug/L	ND	20	20	20.0	19.5	100	97	60-140	2	30	
1,3-Dichlorobenzene	ug/L	ND	20	20	18.5	18.0	93	90	60-140	3	30	
1,3-Dichloropropane	ug/L	ND	20	20	19.9	19.5	100	97	60-140	2	30	
1,4-Dichlorobenzene	ug/L	ND	20	20	18.0	17.7	90	89	60-140	2	30	
2,2-Dichloropropane	ug/L	ND	20	20	15.0	15.5	75	77	60-140	3	30	
2-Chlorotoluene	ug/L	ND	20	20	19.0	18.5	95	93	60-140	2	30	
4-Chlorotoluene	ug/L	ND	20	20	19.0	18.2	95	91	60-140	5	30	
Benzene	ug/L	ND	20	20	18.1	17.8	91	89	60-140	2	30	
Bromobenzene	ug/L	ND	20	20	20.0	19.8	100	99	60-140	1	30	
Bromochloromethane	ug/L	ND	20	20	16.3	17.8	82	89	60-140	9	30	
Bromodichloromethane	ug/L	ND	20	20	20.0	19.7	100	98	60-140	2	30	
Bromoform	ug/L	ND	20	20	17.1	17.0	86	85	60-140	1	30	
Bromomethane	ug/L	ND	20	20	12.7	15.0	64	75	60-140	16	30	
Carbon tetrachloride	ug/L	ND	20	20	20.5	20.6	102	103	60-140	1	30	
Chlorobenzene	ug/L	ND	20	20	19.6	19.7	98	99	60-140	0	30	
Chloroethane	ug/L	ND	20	20	19.5	20.5	98	103	60-140	5	30	
Chloroform	ug/L	ND	20	20	16.2	17.4	81	87	60-140	7	30	
Chloromethane	ug/L	ND	20	20	12.4	14.0	62	70	60-140	12	30	
cis-1,2-Dichloroethene	ug/L	ND	20	20	16.4	16.8	82	84	60-140	2	30	
cis-1,3-Dichloropropene	ug/L	ND	20	20	18.3	18.4	92	92	60-140	0	30	
Dibromochloromethane	ug/L	ND	20	20	20.3	20.3	101	101	60-140	0	30	
Dibromomethane	ug/L	ND	20	20	18.5	18.7	93	93	60-140	1	30	

Results presented on this page are in the units indicated by the "Units" column except where an alternate unit is presented to the right of the result.

REPORT OF LABORATORY ANALYSIS

This report shall not be reproduced, except in full,
without the written consent of Pace Analytical Services, LLC.

Pace Analytical Services, LLC
9800 Kincey Ave. Suite 100
Huntersville, NC 28078
(704)875-9092

QUALITY CONTROL DATA

Project: 2020-LI-2448
Pace Project No.: 92608318

MATRIX SPIKE & MATRIX SPIKE DUPLICATE: 3668486 3668487

Parameter	Units	92608314001 Result	MS Spike Conc.	MSD Spike Conc.	MS Result	MSD Result	MS % Rec	MSD % Rec	% Rec Limits	RPD	Max RPD	Qual
Dichlorodifluoromethane	ug/L	ND	20	20	16.9	17.5	85	87	60-140	3	30	
Diisopropyl ether	ug/L	ND	20	20	16.0	16.2	80	81	60-140	1	30	
Ethanol	ug/L	ND	800	800	650	651	81	81	60-140	0	30	
Ethylbenzene	ug/L	ND	20	20	19.4	18.9	97	94	60-140	3	30	
Hexachloro-1,3-butadiene	ug/L	ND	20	20	18.8	19.1	94	95	60-140	1	30	
Isopropylbenzene (Cumene)	ug/L	ND	20	20	19.2	18.9	96	94	60-140	2	30	
m&p-Xylene	ug/L	ND	40	40	38.6	38.2	97	95	60-140	1	30	
Methyl-tert-butyl ether	ug/L	ND	20	20	15.7	16.1	78	81	60-140	3	30	
Methylene Chloride	ug/L	ND	20	20	14.4	14.4	72	72	60-140	0	30	
n-Butylbenzene	ug/L	ND	20	20	18.7	18.4	93	92	60-140	2	30	
n-Propylbenzene	ug/L	ND	20	20	19.4	18.8	97	94	60-140	3	30	
Naphthalene	ug/L	ND	20	20	19.4	18.7	97	93	60-140	4	30	
o-Xylene	ug/L	ND	20	20	19.5	19.3	98	96	60-140	1	30	
sec-Butylbenzene	ug/L	ND	20	20	19.4	19.1	97	95	60-140	1	30	
Styrene	ug/L	ND	20	20	18.8	18.6	94	93	60-140	1	30	
tert-Butylbenzene	ug/L	ND	20	20	17.1	16.9	86	84	60-140	1	30	
Tetrachloroethene	ug/L	ND	20	20	19.7	19.5	98	98	60-140	1	30	
Toluene	ug/L	ND	20	20	18.3	18.5	91	93	60-140	1	30	
trans-1,2-Dichloroethene	ug/L	ND	20	20	16.9	16.5	84	83	60-140	2	30	
trans-1,3-Dichloropropene	ug/L	ND	20	20	18.2	17.8	91	89	60-140	2	30	
Trichloroethene	ug/L	ND	20	20	18.9	18.9	95	95	60-140	0	30	
Trichlorofluoromethane	ug/L	ND	20	20	15.9	16.4	79	82	60-140	3	30	
Vinyl chloride	ug/L	ND	20	20	16.0	16.6	80	83	60-140	3	30	
1,2-Dichloroethane-d4 (S)	%						82	84	70-130			
4-Bromofluorobenzene (S)	%						100	101	70-130			
Toluene-d8 (S)	%						96	96	70-130			

Results presented on this page are in the units indicated by the "Units" column except where an alternate unit is presented to the right of the result.

REPORT OF LABORATORY ANALYSIS

This report shall not be reproduced, except in full,
without the written consent of Pace Analytical Services, LLC.

Pace Analytical Services, LLC
9800 Kincey Ave. Suite 100
Huntersville, NC 28078
(704)875-9092

QUALIFIERS

Project: 2020-LI-2448
Pace Project No.: 92608318

DEFINITIONS

DF - Dilution Factor, if reported, represents the factor applied to the reported data due to dilution of the sample aliquot.

ND - Not Detected at or above adjusted reporting limit.

TNTC - Too Numerous To Count

J - Estimated concentration above the adjusted method detection limit and below the adjusted reporting limit.

MDL - Adjusted Method Detection Limit.

PQL - Practical Quantitation Limit.

RL - Reporting Limit - The lowest concentration value that meets project requirements for quantitative data with known precision and bias for a specific analyte in a specific matrix.

S - Surrogate

1,2-Diphenylhydrazine decomposes to and cannot be separated from Azobenzene using Method 8270. The result for each analyte is a combined concentration.

Consistent with EPA guidelines, unrounded data are displayed and have been used to calculate % recovery and RPD values.

LCS(D) - Laboratory Control Sample (Duplicate)

MS(D) - Matrix Spike (Duplicate)

DUP - Sample Duplicate

RPD - Relative Percent Difference

NC - Not Calculable.

SG - Silica Gel - Clean-Up

U - Indicates the compound was analyzed for, but not detected.

Acid preservation may not be appropriate for 2 Chloroethylvinyl ether.

A separate vial preserved to a pH of 4-5 is recommended in SW846 Chapter 4 for the analysis of Acrolein and Acrylonitrile by EPA Method 8260.

N-Nitrosodiphenylamine decomposes and cannot be separated from Diphenylamine using Method 8270. The result reported for each analyte is a combined concentration.

Reported results are not rounded until the final step prior to reporting. Therefore, calculated parameters that are typically reported as "Total" may vary slightly from the sum of the reported component parameters.

Pace Analytical is TNI accredited. Contact your Pace PM for the current list of accredited analytes.

TNI - The NELAC Institute.

ANALYTE QUALIFIERS

N2	The lab does not hold NELAC/TNI accreditation for this parameter but other accreditations/certifications may apply. A complete list of accreditations/certifications is available upon request.

REPORT OF LABORATORY ANALYSIS

This report shall not be reproduced, except in full,
without the written consent of Pace Analytical Services, LLC.

Pace Analytical Services, LLC
9800 Kincey Ave. Suite 100
Huntersville, NC 28078
(704)875-9092

QUALITY CONTROL DATA CROSS REFERENCE TABLE

Project: 2020-LI-2448
Pace Project No.: 92608318

Lab ID	Sample ID	QC Batch Method	QC Batch	Analytical Method	Analytical Batch
92608318001	**14401-HC-RD-20220607**	MADEP VPH	703470		
92608318001	**14401-HC-RD-20220607**	EPA 3010A	703813	EPA 6020B	703848
92608318001	**14401-HC-RD-20220607**	SM 6200B	702973		

This report shall not be reproduced, except in full,
without the written consent of Pace Analytical Services, LLC.

Pace Analytical

CHAIN-OF-CUSTODY Analytical Request Document

Chain-of-Custody is a LEGAL DOCUMENT - Complete all relevent fields

LAB USE ONL

WO# : 92608318

92608318

A

r or

Container Pre

Project Manager:

** Preservative Types: (1) nitric acid, (2) sulfuric acid, (3) hydrochloric acid, (4) sodium hydroxide, (5) zinc acetate, (6) methanol, (7) sodium bisulfate, (8) sodium thiosulfate, (9) hexane, (A) ascorbic acid, (B) ammonium sulfate, (C) ammonium hydroxide, (D) TSP, (U) Unpreserved, (O) Other _____

Company: Apex Companies

Address:

Billing Information:

Report To: Andrew Street

Email To: andrew.street@apexcompanies.com

Copy To:

Site Collection Info/Address: Huntersville Concord Rd

Customer Project Name/Number: 2020-L-2448

State: NC County/City: Huntersville Time Zone Collected: [ ] PT [ ] MT [ ] CT [ ] ET

Phone:
Email:

Site/Facility ID #:

Compliance Monitoring? [ ] Yes [ ] No

Collected By (print): Vanessa Hunter

Purchase Order #:
Quote #:

DW PWS ID #:
DW Location Code:

Collected By (signature): VOX

Turnaround Date Required: ASAP

Immediately Packed on Ice: [ ] Yes [ ] No

Sample Disposal:
[ ] Dispose as appropriate [ ] Return
[ ] Archive: _____
[ ] Hold: _____

Rush: [ ] Same Day [ ] Next Day [ ] 2 Day [ ] 3 Day [ ] 4 Day [ ] 5 Day (Expedite Charges Apply)

Field Filtered (if applicable): [ ] Yes [ ] No
Analysis: _____

* Matrix Codes (Insert in Matrix box below): Drinking Water (DW), Ground Water (GW), Wastewater (WW), Product (P), Soil/Solid (SL), Oil (OL), Wipe (WP), Air (AR), Tissue (TS), Bioassay (B), Vapor (V), Other (OT)

Analyses

Customer Sample ID	Matrix *	Comp / Grab	Collected (or Composite Start) Date	Collected (or Composite Start) Time	Composite End Date	Composite End Time	Res Cl	# of Ctns	VOCS 6200B	MADEP VPH	Lead
14401-HC-Rd-20220607	DW	G	6/7/22	—	6/7/22	1003	—	8	X	X	X

Lab Profile/Line:

Lab Sample Receipt Checklist:

Custody Seals Present/Intact Y N NA
Custody Signatures Present Y N NA
Collector Signature Present Y N NA
Bottles Intact Y N NA
Correct Bottles Y N NA
Sufficient Volume Y N NA
Samples Received on Ice Y N NA
VOA - Headspace Acceptable Y N NA
USDA Regulated Soils Y N NA
Samples in Holding Time Y N NA
Residual Chlorine Present Y N NA
Cl Strips: _____
Sample pH Acceptable Y N NA
pH Strips: 223819AV
Sulfide Present Y N NA
Lead Acetate Strips: _____

LAB USE ONLY:
Lab Sample # / Comments:

92608318
001

Customer Remarks / Special Conditions / Possible Hazards:

Type of Ice Used: Wet Blue Dry None

Packing Material Used: BB

Radchem sample(s) screened (<500 cpm): Y N NA

SHORT HOLDS PRESENT (<72 hours): Y N N/A

Lab Tracking #: 2517694

Samples received via: FEDEX UPS Client Courier Pace Courier

Lab Sample Temperature Info:
Temp Blank Received: Y N NA
Therm ID#: 92T064
Cooler 1 Temp Upon Receipt: 3.4 oC
Cooler 1 Therm Corr. Factor: .6 oC
Cooler 1 Corrected Temp: 3.4 oC
Comments:

Relinquished by/Company: (Signature)	Date/Time:	Received by/Company: (Signature)	Date/Time:
VOX Apex	6/7/22 1135	DP PACE HVL	6/7/22 1135
Relinquished by/Company: (Signature)	Date/Time:	Received by/Company: (Signature)	Date/Time:
Relinquished by/Company: (Signature)	Date/Time:	Received by/Company: (Signature)	Date/Time:

MTJL LAB USE ONLY
Table #:
Acctnum:
Template:
Prelogin:
PM:
PB:

Trip Blank Received: Y N NA
HCL MeOH TSP Other

Non Conformance(s): YES / NO

Page: _____
of: _____

WO# : 92608318

PM: AMB Due Date: 06/14/22

CLIENT: 92-APEX MOOR

*Check mark top half of box if pH and/or dechlorination is verified and within the acceptance range for preservation samples. Project

Exceptions: VOA, coliform, TOC, Oil and Grease, DRO/8015 (water) DOC, LLHg

**Bottom half of box is to list number of bottles

***Check all unpreserved Nitrates for chlorine

Item#	BP4U-125 mL Plastic Unpreserved (N/A) (Cl-)	BP3U-250 mL Plastic Unpreserved (N/A)	BP2U-500 mL Plastic Unpreserved (N/A)	BP1U-1 liter Plastic Unpreserved (N/A)	BP4S-125 mL Plastic H2SO4 (pH < 2) (Cl-)	BP3N-250 mL plastic HNO3 (pH < 2)	BP4Z-125 mL Plastic ZN Acetate & NaOH (>9)	BP4B-125 mL Plastic NaOH (pH > 12) (Cl-)	WGFU-Wide-mouthed Glass jar Unpreserved	AG1U-1 liter Amber Unpreserved (N/A) (Cl-)	AG1H-1 liter Amber HCl (pH < 2)	AG3U-250 mLAmber Unpreserved (N/A) (Cl-)	AG1S-1 liter Amber H2SO4 (pH < 2)	AG3S-250 mL Amber H2SO4 (pH < 2)	DG9A-250 mL Amber NH4Cl (N/A)(Cl-)	DG9H-40 mL VOA HCl (N/A)	VG9T-40 mL VOA Na2S2O3 (N/A)	VG9U-40 mL VOA Unpreserved (N/A)	DG9V-40 mL VOA H3PO4 (N/A)	DG9S-40 mL VOA H2SO4 (N/A)	V/GK (3 vials per kit)-VPH/Gas kit (N/A)	SP5T-125 mL Sterile Plastic (N/A – lab)	SP2T-250 mL Sterile Plastic (N/A – lab)		BP3R-250 mL Plastic (NH2)2SO4 (9.3-9.7)	AGOU-100 mL Amber Unpreserved (N/A) (Cl-)	VSGU-20 mL Scintillation vials (N/A)	DG9U-40 mL Amber Unpreserved vials (N/A)
1						1										7												
2																												
3																												
4																												
5																												
6																												
7																												
8																												
9																												
10																												
11																												
12																												

pH Adjustment Log for Preserved Samples

Sample ID	Type of Preservative	pH upon receipt	Date preservation adjusted	Time preservation adjusted	Amount of Preservative added	Lot #

Note: Whenever there is a discrepancy affecting North Carolina compliance samples, a copy of this form will be sent to the North Carolina DENR Certification Office (i.e. Out of hold, incorrect preservative, out of temp, incorrect containers.

Pace Analytical Services, LLC
9800 Kincey Ave. Suite 100
Huntersville, NC 28078
(704)875-9092

June 21, 2022

Andrew Street
Apex Companies - NC
5900 Northwoods Business Pkwy
Suite 5900-0
Charlotte, NC 28269

RE: Project: 2020-L1-2448
Pace Project No.: 92609678

Dear Andrew Street:

Enclosed are the analytical results for sample(s) received by the laboratory on June 14, 2022. The results relate only to the samples included in this report. Results reported herein conform to the applicable TNI/NELAC Standards and the laboratory's Quality Manual, where applicable, unless otherwise noted in the body of the report.

The test results provided in this final report were generated by each of the following laboratories within the Pace Network:

- Pace Analytical Services - Asheville
- Pace Analytical Services - Charlotte

If you have any questions concerning this report, please feel free to contact me.

Sincerely,

Angela M. Baioni

Angela Baioni
angela.baioni@pacelabs.com
(704)875-9092
Project Manager

Enclosures

cc: J Culbreath, Colonial Pipeline Company
Naomi Fretz, APEX Companies, LLC
Robert Hughes, Colonial Pipeline
Jamie Moran, APEX Companies, LLC
Jeff Morrison, Colonial Pipeline Company
Tom Naumann, APEX Companies - NC
Joe Nicolette, Montrose-EPS
Kaitlyn Nootens, Apex Companies
Christopher Schultz, Apex Companies
Matt Teixeira, Apex Companies, LLC
Michael Verdon, Colonial Pipeline Company
JM Wyatt, Colonial Pipeline Company

REPORT OF LABORATORY ANALYSIS

This report shall not be reproduced, except in full,
without the written consent of Pace Analytical Services, LLC.

Pace Analytical Services, LLC
9800 Kincey Ave. Suite 100
Huntersville, NC 28078
(704)875-9092

CERTIFICATIONS

Project: 2020-L1-2448
Pace Project No.: 92609678

Pace Analytical Services Charlotte

South Carolina Laboratory ID: 99006
9800 Kincey Ave. Ste 100, Huntersville, NC 28078
North Carolina Drinking Water Certification #: 37706
North Carolina Field Services Certification #: 5342
North Carolina Wastewater Certification #: 12
South Carolina Laboratory ID: 99006
South Carolina Certification #: 99006001
South Carolina Drinking Water Cert. #: 99006003
Florida/NELAP Certification #: E87627
Kentucky UST Certification #: 84
Louisiana DoH Drinking Water #: LA029
Virginia/VELAP Certification #: 460221

Pace Analytical Services Asheville

2225 Riverside Drive, Asheville, NC 28804
Florida/NELAP Certification #: E87648
North Carolina Drinking Water Certification #: 37712
North Carolina Wastewater Certification #: 40
South Carolina Laboratory ID: 99030
South Carolina Certification #: 99030001
Virginia/VELAP Certification #: 460222

This report shall not be reproduced, except in full,
without the written consent of Pace Analytical Services, LLC.

Pace Analytical Services, LLC
9800 Kincey Ave. Suite 100
Huntersville, NC 28078
(704)875-9092

SAMPLE SUMMARY

Project: 2020-L1-2448
Pace Project No.: 92609678

Lab ID	Sample ID	Matrix	Date Collected	Date Received
92609678001	**14401_HC_RD_20220614**	Water	06/14/22 12:43	06/14/22 14:12

This report shall not be reproduced, except in full,
without the written consent of Pace Analytical Services, LLC.

Pace Analytical Services, LLC
9800 Kincey Ave. Suite 100
Huntersville, NC 28078
(704)875-9092

SAMPLE ANALYTE COUNT

Project: 2020-L1-2448
Pace Project No.: 92609678

Lab ID	Sample ID	Method	Analysts	Analytes Reported	Laboratory
92609678001	**14401_HC_RD_20220614**	MADEP VPH	MAD	6	PASI-C
		EPA 6020B	DBB1	1	PASI-A
		SM 6200B	SAS	64	PASI-C

PASI-A = Pace Analytical Services - Asheville
PASI-C = Pace Analytical Services - Charlotte

This report shall not be reproduced, except in full,
without the written consent of Pace Analytical Services, LLC.

Pace Analytical Services, LLC
9800 Kincey Ave. Suite 100
Huntersville, NC 28078
(704)875-9092

ANALYTICAL RESULTS

Project: 2020-L1-2448
Pace Project No.: 92609678

Sample: 14401_HC_RD_20220614 **Lab ID: 92609678001** Collected: 06/14/22 12:43 Received: 06/14/22 14:12 Matrix: Water

Parameters	Results	Units	Report Limit	MDL	DF	Prepared	Analyzed	CAS No.	Qual
VPH NC Water	Analytical Method: MADEP VPH Pace Analytical Services - Charlotte								
Total VPH (C5-C12)	ND	ug/L	50.0	50.0	1		06/14/22 23:13		N2
Aliphatic (C05-C08)	ND	ug/L	50.0	50.0	1		06/14/22 23:13		N2
Aliphatic(C09-C12) Adjusted	ND	ug/L	50.0	50.0	1		06/14/22 23:13		N2
Aromatic (C09-C10)	ND	ug/L	50.0	50.0	1		06/14/22 23:13		N2
Surrogates									
4-Bromofluorobenzene (FID) (S)	101	%	70-130		1		06/14/22 23:13	460-00-4	
4-Bromofluorobenzene (PID) (S)	86	%	70-130		1		06/14/22 23:13	460-00-4	
6020 MET ICPMS	Analytical Method: EPA 6020B Preparation Method: EPA 3010A Pace Analytical Services - Asheville								
Lead	**0.12J**	ug/L	1.0	0.077	1	06/16/22 00:03	06/17/22 01:21	7439-92-1	
6200B MSV	Analytical Method: SM 6200B Pace Analytical Services - Charlotte								
Benzene	ND	ug/L	0.50	0.34	1		06/16/22 00:05	71-43-2	
Bromobenzene	ND	ug/L	0.50	0.29	1		06/16/22 00:05	108-86-1	
Bromochloromethane	ND	ug/L	0.50	0.47	1		06/16/22 00:05	74-97-5	
Bromodichloromethane	ND	ug/L	0.50	0.31	1		06/16/22 00:05	75-27-4	
Bromoform	ND	ug/L	0.50	0.34	1		06/16/22 00:05	75-25-2	
Bromomethane	ND	ug/L	5.0	1.7	1		06/16/22 00:05	74-83-9	
n-Butylbenzene	ND	ug/L	0.50	0.49	1		06/16/22 00:05	104-51-8	
sec-Butylbenzene	ND	ug/L	0.50	0.40	1		06/16/22 00:05	135-98-8	
tert-Butylbenzene	ND	ug/L	0.50	0.32	1		06/16/22 00:05	98-06-6	
Carbon tetrachloride	ND	ug/L	0.50	0.33	1		06/16/22 00:05	56-23-5	
Chlorobenzene	ND	ug/L	0.50	0.28	1		06/16/22 00:05	108-90-7	
Chloroethane	ND	ug/L	1.0	0.65	1		06/16/22 00:05	75-00-3	
Chloroform	ND	ug/L	0.50	0.43	1		06/16/22 00:05	67-66-3	
Chloromethane	ND	ug/L	1.0	0.54	1		06/16/22 00:05	74-87-3	
2-Chlorotoluene	ND	ug/L	0.50	0.32	1		06/16/22 00:05	95-49-8	
4-Chlorotoluene	ND	ug/L	0.50	0.32	1		06/16/22 00:05	106-43-4	
1,2-Dibromo-3-chloropropane	ND	ug/L	1.0	0.34	1		06/16/22 00:05	96-12-8	
Dibromochloromethane	ND	ug/L	0.50	0.36	1		06/16/22 00:05	124-48-1	
1,2-Dibromoethane (EDB)	ND	ug/L	0.50	0.27	1		06/16/22 00:05	106-93-4	
Dibromomethane	ND	ug/L	0.50	0.39	1		06/16/22 00:05	74-95-3	
1,2-Dichlorobenzene	ND	ug/L	0.50	0.34	1		06/16/22 00:05	95-50-1	
1,3-Dichlorobenzene	ND	ug/L	0.50	0.34	1		06/16/22 00:05	541-73-1	
1,4-Dichlorobenzene	ND	ug/L	0.50	0.33	1		06/16/22 00:05	106-46-7	
Dichlorodifluoromethane	ND	ug/L	0.50	0.35	1		06/16/22 00:05	75-71-8	
1,1-Dichloroethane	ND	ug/L	0.50	0.37	1		06/16/22 00:05	75-34-3	
1,2-Dichloroethane	ND	ug/L	0.50	0.32	1		06/16/22 00:05	107-06-2	
1,1-Dichloroethene	ND	ug/L	0.50	0.35	1		06/16/22 00:05	75-35-4	
cis-1,2-Dichloroethene	ND	ug/L	0.50	0.38	1		06/16/22 00:05	156-59-2	
trans-1,2-Dichloroethene	ND	ug/L	0.50	0.40	1		06/16/22 00:05	156-60-5	
1,2-Dichloropropane	ND	ug/L	0.50	0.36	1		06/16/22 00:05	78-87-5	
1,3-Dichloropropane	ND	ug/L	0.50	0.28	1		06/16/22 00:05	142-28-9	

REPORT OF LABORATORY ANALYSIS

This report shall not be reproduced, except in full,
without the written consent of Pace Analytical Services, LLC.

Pace Analytical Services, LLC
9800 Kincey Ave. Suite 100
Huntersville, NC 28078
(704)875-9092

ANALYTICAL RESULTS

Project: 2020-L1-2448
Pace Project No.: 92609678

Sample: 14401_HC_RD_20220614 **Lab ID: 92609678001** Collected: 06/14/22 12:43 Received: 06/14/22 14:12 Matrix: Water

Parameters	Results	Units	Report Limit	MDL	DF	Prepared	Analyzed	CAS No.	Qual
6200B MSV	Analytical Method: SM 6200B Pace Analytical Services - Charlotte								
2,2-Dichloropropane	ND	ug/L	0.50	0.39	1		06/16/22 00:05	594-20-7	
1,1-Dichloropropene	ND	ug/L	0.50	0.43	1		06/16/22 00:05	563-58-6	
cis-1,3-Dichloropropene	ND	ug/L	0.50	0.36	1		06/16/22 00:05	10061-01-5	
trans-1,3-Dichloropropene	ND	ug/L	0.50	0.36	1		06/16/22 00:05	10061-02-6	
Diisopropyl ether	ND	ug/L	0.50	0.31	1		06/16/22 00:05	108-20-3	
Ethanol	ND	ug/L	200	72.2	1		06/16/22 00:05	64-17-5	
Ethylbenzene	ND	ug/L	0.50	0.30	1		06/16/22 00:05	100-41-4	
Hexachloro-1,3-butadiene	ND	ug/L	2.0	1.5	1		06/16/22 00:05	87-68-3	
Isopropylbenzene (Cumene)	ND	ug/L	0.50	0.33	1		06/16/22 00:05	98-82-8	
Methylene Chloride	ND	ug/L	2.0	2.0	1		06/16/22 00:05	75-09-2	
Methyl-tert-butyl ether	ND	ug/L	0.50	0.42	1		06/16/22 00:05	1634-04-4	
Naphthalene	ND	ug/L	2.0	0.64	1		06/16/22 00:05	91-20-3	
n-Propylbenzene	ND	ug/L	0.50	0.34	1		06/16/22 00:05	103-65-1	
Styrene	ND	ug/L	0.50	0.29	1		06/16/22 00:05	100-42-5	
1,1,1,2-Tetrachloroethane	ND	ug/L	0.50	0.31	1		06/16/22 00:05	630-20-6	
1,1,2,2-Tetrachloroethane	ND	ug/L	0.50	0.22	1		06/16/22 00:05	79-34-5	
Tetrachloroethene	ND	ug/L	0.50	0.29	1		06/16/22 00:05	127-18-4	
Toluene	ND	ug/L	0.50	0.48	1		06/16/22 00:05	108-88-3	
1,2,3-Trichlorobenzene	ND	ug/L	2.0	0.81	1		06/16/22 00:05	87-61-6	
1,2,4-Trichlorobenzene	ND	ug/L	2.0	0.64	1		06/16/22 00:05	120-82-1	
1,1,1-Trichloroethane	ND	ug/L	0.50	0.33	1		06/16/22 00:05	71-55-6	
1,1,2-Trichloroethane	ND	ug/L	0.50	0.32	1		06/16/22 00:05	79-00-5	
Trichloroethene	ND	ug/L	0.50	0.38	1		06/16/22 00:05	79-01-6	
Trichlorofluoromethane	ND	ug/L	1.0	0.30	1		06/16/22 00:05	75-69-4	
1,2,3-Trichloropropane	ND	ug/L	0.50	0.26	1		06/16/22 00:05	96-18-4	
1,2,4-Trimethylbenzene	ND	ug/L	0.50	0.50	1		06/16/22 00:05	95-63-6	
1,3,5-Trimethylbenzene	ND	ug/L	0.50	0.33	1		06/16/22 00:05	108-67-8	
Vinyl chloride	ND	ug/L	1.0	0.39	1		06/16/22 00:05	75-01-4	
m&p-Xylene	ND	ug/L	1.0	0.71	1		06/16/22 00:05	179601-23-1	
o-Xylene	ND	ug/L	0.50	0.34	1		06/16/22 00:05	95-47-6	
Surrogates									
1,2-Dichloroethane-d4 (S)	75	%	70-130		1		06/16/22 00:05	17060-07-0	
4-Bromofluorobenzene (S)	96	%	70-130		1		06/16/22 00:05	460-00-4	
Toluene-d8 (S)	100	%	70-130		1		06/16/22 00:05	2037-26-5	

REPORT OF LABORATORY ANALYSIS

This report shall not be reproduced, except in full,
without the written consent of Pace Analytical Services, LLC.

Pace Analytical Services, LLC
9800 Kincey Ave. Suite 100
Huntersville, NC 28078
(704)875-9092

QUALITY CONTROL DATA

Project: 2020-L1-2448
Pace Project No.: 92609678

QC Batch: 704421
QC Batch Method: MADEP VPH
Analysis Method: MADEP VPH
Analysis Description: VPH NC Water
Laboratory: Pace Analytical Services - Charlotte
Associated Lab Samples: 92609678001

METHOD BLANK: 3675860 Matrix: Water
Associated Lab Samples: 92609678001

Parameter	Units	Blank Result	Reporting Limit	MDL	Analyzed	Qualifiers
Aliphatic (C05-C08)	ug/L	ND	50.0	50.0	06/14/22 15:03	N2
Aromatic (C09-C10)	ug/L	ND	50.0	50.0	06/14/22 15:03	N2
4-Bromofluorobenzene (FID) (S)	%	95	70-130		06/14/22 15:03	
4-Bromofluorobenzene (PID) (S)	%	82	70-130		06/14/22 15:03	

LABORATORY CONTROL SAMPLE & LCSD: 3675861 3675862

Parameter	Units	Spike Conc.	LCS Result	LCSD Result	LCS % Rec	LCSD % Rec	% Rec Limits	RPD	Max RPD	Qualifiers
Aliphatic (C05-C08)	ug/L	300	300	294	100	98	70-130	2	25	N2
Aromatic (C09-C10)	ug/L	100	94.1	92.3	94	92	70-130	2	25	N2
4-Bromofluorobenzene (FID) (S)	%				98	100	70-130			
4-Bromofluorobenzene (PID) (S)	%				84	86	70-130			

Results presented on this page are in the units indicated by the "Units" column except where an alternate unit is presented to the right of the result.

REPORT OF LABORATORY ANALYSIS

This report shall not be reproduced, except in full,
without the written consent of Pace Analytical Services, LLC.

Pace Analytical Services, LLC
9800 Kincey Ave. Suite 100
Huntersville, NC 28078
(704)875-9092

QUALITY CONTROL DATA

Project: 2020-L1-2448
Pace Project No.: 92609678

QC Batch: 704819
QC Batch Method: EPA 3010A
Analysis Method: EPA 6020B
Analysis Description: 6020 MET
Laboratory: Pace Analytical Services - Asheville
Associated Lab Samples: 92609678001

METHOD BLANK: 3677819 Matrix: Water
Associated Lab Samples: 92609678001

Parameter	Units	Blank Result	Reporting Limit	MDL	Analyzed	Qualifiers
Lead	ug/L	ND	1.0	0.077	06/17/22 12:44	

LABORATORY CONTROL SAMPLE: 3677820

Parameter	Units	Spike Conc.	LCS Result	LCS % Rec	% Rec Limits	Qualifiers
Lead	ug/L	50	48.3	97	80-120	

MATRIX SPIKE & MATRIX SPIKE DUPLICATE: 3677821 3677822

Parameter	Units	92606390001 Result	MS Spike Conc.	MSD Spike Conc.	MS Result	MSD Result	MS % Rec	MSD % Rec	% Rec Limits	RPD	Max RPD	Qual
Lead	ug/L	1.1	50	50	50.9	50.5	100	99	75-125	1	20	

Results presented on this page are in the units indicated by the "Units" column except where an alternate unit is presented to the right of the result.

REPORT OF LABORATORY ANALYSIS

This report shall not be reproduced, except in full,
without the written consent of Pace Analytical Services, LLC.

Pace Analytical Services, LLC
9800 Kincey Ave. Suite 100
Huntersville, NC 28078
(704)875-9092

QUALITY CONTROL DATA

Project: 2020-L1-2448
Pace Project No.: 92609678

QC Batch: 704570
QC Batch Method: SM 6200B
Analysis Method: SM 6200B
Analysis Description: 6200B MSV
Laboratory: Pace Analytical Services - Charlotte

Associated Lab Samples: 92609678001

METHOD BLANK: 3676452 Matrix: Water
Associated Lab Samples: 92609678001

Parameter	Units	Blank Result	Reporting Limit	MDL	Analyzed	Qualifiers
1,1,1,2-Tetrachloroethane	ug/L	ND	0.50	0.31	06/15/22 23:11	
1,1,1-Trichloroethane	ug/L	ND	0.50	0.33	06/15/22 23:11	
1,1,2,2-Tetrachloroethane	ug/L	ND	0.50	0.22	06/15/22 23:11	
1,1,2-Trichloroethane	ug/L	ND	0.50	0.32	06/15/22 23:11	
1,1-Dichloroethane	ug/L	ND	0.50	0.37	06/15/22 23:11	
1,1-Dichloroethene	ug/L	ND	0.50	0.35	06/15/22 23:11	
1,1-Dichloropropene	ug/L	ND	0.50	0.43	06/15/22 23:11	
1,2,3-Trichlorobenzene	ug/L	ND	2.0	0.81	06/15/22 23:11	
1,2,3-Trichloropropane	ug/L	ND	0.50	0.26	06/15/22 23:11	
1,2,4-Trichlorobenzene	ug/L	ND	2.0	0.64	06/15/22 23:11	
1,2,4-Trimethylbenzene	ug/L	ND	0.50	0.50	06/15/22 23:11	
1,2-Dibromo-3-chloropropane	ug/L	ND	1.0	0.34	06/15/22 23:11	
1,2-Dibromoethane (EDB)	ug/L	ND	0.50	0.27	06/15/22 23:11	
1,2-Dichlorobenzene	ug/L	ND	0.50	0.34	06/15/22 23:11	
1,2-Dichloroethane	ug/L	ND	0.50	0.32	06/15/22 23:11	
1,2-Dichloropropane	ug/L	ND	0.50	0.36	06/15/22 23:11	
1,3,5-Trimethylbenzene	ug/L	ND	0.50	0.33	06/15/22 23:11	
1,3-Dichlorobenzene	ug/L	ND	0.50	0.34	06/15/22 23:11	
1,3-Dichloropropane	ug/L	ND	0.50	0.28	06/15/22 23:11	
1,4-Dichlorobenzene	ug/L	ND	0.50	0.33	06/15/22 23:11	
2,2-Dichloropropane	ug/L	ND	0.50	0.39	06/15/22 23:11	
2-Chlorotoluene	ug/L	ND	0.50	0.32	06/15/22 23:11	
4-Chlorotoluene	ug/L	ND	0.50	0.32	06/15/22 23:11	
Benzene	ug/L	ND	0.50	0.34	06/15/22 23:11	
Bromobenzene	ug/L	ND	0.50	0.29	06/15/22 23:11	
Bromochloromethane	ug/L	ND	0.50	0.47	06/15/22 23:11	
Bromodichloromethane	ug/L	ND	0.50	0.31	06/15/22 23:11	
Bromoform	ug/L	ND	0.50	0.34	06/15/22 23:11	
Bromomethane	ug/L	ND	5.0	1.7	06/15/22 23:11	
Carbon tetrachloride	ug/L	ND	0.50	0.33	06/15/22 23:11	
Chlorobenzene	ug/L	ND	0.50	0.28	06/15/22 23:11	
Chloroethane	ug/L	ND	1.0	0.65	06/15/22 23:11	
Chloroform	ug/L	ND	0.50	0.43	06/15/22 23:11	
Chloromethane	ug/L	ND	1.0	0.54	06/15/22 23:11	
cis-1,2-Dichloroethene	ug/L	ND	0.50	0.38	06/15/22 23:11	
cis-1,3-Dichloropropene	ug/L	ND	0.50	0.36	06/15/22 23:11	
Dibromochloromethane	ug/L	ND	0.50	0.36	06/15/22 23:11	
Dibromomethane	ug/L	ND	0.50	0.39	06/15/22 23:11	
Dichlorodifluoromethane	ug/L	ND	0.50	0.35	06/15/22 23:11	
Diisopropyl ether	ug/L	ND	0.50	0.31	06/15/22 23:11	

Results presented on this page are in the units indicated by the "Units" column except where an alternate unit is presented to the right of the result.

REPORT OF LABORATORY ANALYSIS

This report shall not be reproduced, except in full,
without the written consent of Pace Analytical Services, LLC.

Pace Analytical Services, LLC
9800 Kincey Ave. Suite 100
Huntersville, NC 28078
(704)875-9092

QUALITY CONTROL DATA

Project: 2020-L1-2448
Pace Project No.: 92609678

METHOD BLANK: 3676452 Matrix: Water
Associated Lab Samples: 92609678001

Parameter	Units	Blank Result	Reporting Limit	MDL	Analyzed	Qualifiers
Ethanol	ug/L	ND	200	72.2	06/15/22 23:11	
Ethylbenzene	ug/L	ND	0.50	0.30	06/15/22 23:11	
Hexachloro-1,3-butadiene	ug/L	ND	2.0	1.5	06/15/22 23:11	
Isopropylbenzene (Cumene)	ug/L	ND	0.50	0.33	06/15/22 23:11	
m&p-Xylene	ug/L	ND	1.0	0.71	06/15/22 23:11	
Methyl-tert-butyl ether	ug/L	ND	0.50	0.42	06/15/22 23:11	
Methylene Chloride	ug/L	ND	2.0	2.0	06/15/22 23:11	
n-Butylbenzene	ug/L	ND	0.50	0.49	06/15/22 23:11	
n-Propylbenzene	ug/L	ND	0.50	0.34	06/15/22 23:11	
Naphthalene	ug/L	ND	2.0	0.64	06/15/22 23:11	
o-Xylene	ug/L	ND	0.50	0.34	06/15/22 23:11	
sec-Butylbenzene	ug/L	ND	0.50	0.40	06/15/22 23:11	
Styrene	ug/L	ND	0.50	0.29	06/15/22 23:11	
tert-Butylbenzene	ug/L	ND	0.50	0.32	06/15/22 23:11	
Tetrachloroethene	ug/L	ND	0.50	0.29	06/15/22 23:11	
Toluene	ug/L	ND	0.50	0.48	06/15/22 23:11	
trans-1,2-Dichloroethene	ug/L	ND	0.50	0.40	06/15/22 23:11	
trans-1,3-Dichloropropene	ug/L	ND	0.50	0.36	06/15/22 23:11	
Trichloroethene	ug/L	ND	0.50	0.38	06/15/22 23:11	
Trichlorofluoromethane	ug/L	ND	1.0	0.30	06/15/22 23:11	
Vinyl chloride	ug/L	ND	1.0	0.39	06/15/22 23:11	
1,2-Dichloroethane-d4 (S)	%	75	70-130		06/15/22 23:11	
4-Bromofluorobenzene (S)	%	98	70-130		06/15/22 23:11	
Toluene-d8 (S)	%	101	70-130		06/15/22 23:11	

LABORATORY CONTROL SAMPLE: 3676453

Parameter	Units	Spike Conc.	LCS Result	LCS % Rec	% Rec Limits	Qualifiers
1,1,1,2-Tetrachloroethane	ug/L	50	50.6	101	60-140	
1,1,1-Trichloroethane	ug/L	50	44.3	89	60-140	
1,1,2,2-Tetrachloroethane	ug/L	50	43.7	87	60-140	
1,1,2-Trichloroethane	ug/L	50	48.2	96	60-140	
1,1-Dichloroethane	ug/L	50	40.9	82	60-140	
1,1-Dichloroethene	ug/L	50	44.9	90	60-140	
1,1-Dichloropropene	ug/L	50	42.8	86	60-140	
1,2,3-Trichlorobenzene	ug/L	50	56.6	113	60-140	
1,2,3-Trichloropropane	ug/L	50	43.4	87	60-140	
1,2,4-Trichlorobenzene	ug/L	50	53.6	107	60-140	
1,2,4-Trimethylbenzene	ug/L	50	48.3	97	60-140	
1,2-Dibromo-3-chloropropane	ug/L	50	46.8	94	60-140	
1,2-Dibromoethane (EDB)	ug/L	50	50.3	101	60-140	
1,2-Dichlorobenzene	ug/L	50	49.9	100	60-140	
1,2-Dichloroethane	ug/L	50	39.7	79	60-140	
1,2-Dichloropropane	ug/L	50	51.6	103	60-140	

Results presented on this page are in the units indicated by the "Units" column except where an alternate unit is presented to the right of the result.

REPORT OF LABORATORY ANALYSIS

This report shall not be reproduced, except in full,
without the written consent of Pace Analytical Services, LLC.

Pace Analytical Services, LLC
9800 Kincey Ave. Suite 100
Huntersville, NC 28078
(704)875-9092

QUALITY CONTROL DATA

Project: 2020-L1-2448
Pace Project No.: 92609678

LABORATORY CONTROL SAMPLE: 3676453

Parameter	Units	Spike Conc.	LCS Result	LCS % Rec	% Rec Limits	Qualifiers
1,3,5-Trimethylbenzene	ug/L	50	50.2	100	60-140	
1,3-Dichlorobenzene	ug/L	50	50.0	100	60-140	
1,3-Dichloropropane	ug/L	50	47.7	95	60-140	
1,4-Dichlorobenzene	ug/L	50	48.8	98	60-140	
2,2-Dichloropropane	ug/L	50	38.5	77	60-140	
2-Chlorotoluene	ug/L	50	46.5	93	60-140	
4-Chlorotoluene	ug/L	50	45.9	92	60-140	
Benzene	ug/L	50	45.5	91	60-140	
Bromobenzene	ug/L	50	48.9	98	60-140	
Bromochloromethane	ug/L	50	41.6	83	60-140	
Bromodichloromethane	ug/L	50	40.6	81	60-140	
Bromoform	ug/L	50	45.3	91	60-140	
Bromomethane	ug/L	50	34.3	69	60-140	
Carbon tetrachloride	ug/L	50	50.1	100	60-140	
Chlorobenzene	ug/L	50	49.8	100	60-140	
Chloroethane	ug/L	50	35.9	72	60-140	
Chloroform	ug/L	50	36.6	73	60-140	
Chloromethane	ug/L	50	52.3	105	60-140	
cis-1,2-Dichloroethene	ug/L	50	43.4	87	60-140	
cis-1,3-Dichloropropene	ug/L	50	47.3	95	60-140	
Dibromochloromethane	ug/L	50	47.1	94	60-140	
Dibromomethane	ug/L	50	49.9	100	60-140	
Dichlorodifluoromethane	ug/L	50	54.5	109	60-140	
Diisopropyl ether	ug/L	50	50.1	100	60-140	
Ethanol	ug/L	2000	2080	104	60-140	
Ethylbenzene	ug/L	50	47.4	95	60-140	
Hexachloro-1,3-butadiene	ug/L	50	58.1	116	60-140	
Isopropylbenzene (Cumene)	ug/L	50	49.3	99	60-140	
m&p-Xylene	ug/L	100	95.8	96	60-140	
Methyl-tert-butyl ether	ug/L	50	42.7	85	60-140	
Methylene Chloride	ug/L	50	39.8	80	60-140	
n-Butylbenzene	ug/L	50	49.3	99	60-140	
n-Propylbenzene	ug/L	50	46.5	93	60-140	
Naphthalene	ug/L	50	53.2	106	60-140	
o-Xylene	ug/L	50	48.1	96	60-140	
sec-Butylbenzene	ug/L	50	49.9	100	60-140	
Styrene	ug/L	50	48.9	98	60-140	
tert-Butylbenzene	ug/L	50	41.6	83	60-140	
Tetrachloroethene	ug/L	50	56.5	113	60-140	
Toluene	ug/L	50	45.6	91	60-140	
trans-1,2-Dichloroethene	ug/L	50	46.0	92	60-140	
trans-1,3-Dichloropropene	ug/L	50	45.4	91	60-140	
Trichloroethene	ug/L	50	57.0	114	60-140	
Trichlorofluoromethane	ug/L	50	41.7	83	60-140	
Vinyl chloride	ug/L	50	50.4	101	60-140	
1,2-Dichloroethane-d4 (S)	%			78	70-130	
4-Bromofluorobenzene (S)	%			94	70-130	

Results presented on this page are in the units indicated by the "Units" column except where an alternate unit is presented to the right of the result.

REPORT OF LABORATORY ANALYSIS

This report shall not be reproduced, except in full,
without the written consent of Pace Analytical Services, LLC.

Pace Analytical Services, LLC
9800 Kincey Ave. Suite 100
Huntersville, NC 28078
(704)875-9092

QUALITY CONTROL DATA

Project: 2020-L1-2448
Pace Project No.: 92609678

LABORATORY CONTROL SAMPLE: 3676453

Parameter	Units	Spike Conc.	LCS Result	LCS % Rec	% Rec Limits	Qualifiers
Toluene-d8 (S)	%			94	70-130	

MATRIX SPIKE & MATRIX SPIKE DUPLICATE: 3676454 3676455

Parameter	Units	92609283002 Result	MS Spike Conc.	MSD Spike Conc.	MS Result	MSD Result	MS % Rec	MSD % Rec	% Rec Limits	RPD	Max RPD	Qual
1,1,1,2-Tetrachloroethane	ug/L	ND	4000	4000	3750	3650	94	91	60-140	3	30	
1,1,1-Trichloroethane	ug/L	ND	4000	4000	3510	3440	88	86	60-140	2	30	
1,1,2,2-Tetrachloroethane	ug/L	ND	4000	4000	3300	3250	82	81	60-140	1	30	
1,1,2-Trichloroethane	ug/L	ND	4000	4000	3710	3620	93	90	60-140	2	30	
1,1-Dichloroethane	ug/L	ND	4000	4000	3460	3340	86	84	60-140	3	30	
1,1-Dichloroethene	ug/L	ND	4000	4000	3760	3620	94	91	60-140	4	30	
1,1-Dichloropropene	ug/L	ND	4000	4000	3400	3240	85	81	60-140	5	30	
1,2,3-Trichlorobenzene	ug/L	ND	4000	4000	3750	4070	94	102	60-140	8	30	
1,2,3-Trichloropropane	ug/L	ND	4000	4000	3350	3290	84	82	60-140	2	30	
1,2,4-Trichlorobenzene	ug/L	ND	4000	4000	3700	3960	92	99	60-140	7	30	
1,2,4-Trimethylbenzene	ug/L	1450	4000	4000	5310	5240	97	95	60-140	1	30	
1,2-Dibromo-3-chloropropane	ug/L	ND	4000	4000	3270	3240	82	81	60-140	1	30	
1,2-Dibromoethane (EDB)	ug/L	ND	4000	4000	3690	3630	92	91	60-140	2	30	
1,2-Dichlorobenzene	ug/L	ND	4000	4000	3870	3710	97	93	60-140	4	30	
1,2-Dichloroethane	ug/L	ND	4000	4000	3160	3080	79	77	60-140	3	30	
1,2-Dichloropropane	ug/L	ND	4000	4000	4010	3940	100	98	60-140	2	30	
1,3,5-Trimethylbenzene	ug/L	352	4000	4000	4330	4230	99	97	60-140	2	30	
1,3-Dichlorobenzene	ug/L	ND	4000	4000	3880	3820	97	95	60-140	2	30	
1,3-Dichloropropane	ug/L	ND	4000	4000	3600	3450	90	86	60-140	4	30	
1,4-Dichlorobenzene	ug/L	ND	4000	4000	3800	3810	95	95	60-140	0	30	
2,2-Dichloropropane	ug/L	ND	4000	4000	2390	2330	60	58	60-140	2	30	M1
2-Chlorotoluene	ug/L	ND	4000	4000	3620	3600	91	90	60-140	1	30	
4-Chlorotoluene	ug/L	ND	4000	4000	3660	3540	92	88	60-140	3	30	
Benzene	ug/L	3380	4000	4000	7440	7200	102	95	60-140	3	30	
Bromobenzene	ug/L	ND	4000	4000	3870	3820	97	95	60-140	1	30	
Bromochloromethane	ug/L	ND	4000	4000	3380	3320	85	83	60-140	2	30	
Bromodichloromethane	ug/L	ND	4000	4000	3070	3030	77	76	60-140	1	30	
Bromoform	ug/L	ND	4000	4000	3170	3130	79	78	60-140	1	30	
Bromomethane	ug/L	ND	4000	4000	2470	2670	62	67	60-140	8	30	
Carbon tetrachloride	ug/L	ND	4000	4000	3930	3910	98	98	60-140	1	30	
Chlorobenzene	ug/L	ND	4000	4000	3970	3820	99	96	60-140	4	30	
Chloroethane	ug/L	ND	4000	4000	3460	3330	86	83	60-140	4	30	
Chloroform	ug/L	ND	4000	4000	2650	2530	66	63	60-140	5	30	
Chloromethane	ug/L	ND	4000	4000	3960	3900	99	98	60-140	1	30	
cis-1,2-Dichloroethene	ug/L	ND	4000	4000	3590	3450	90	86	60-140	4	30	
cis-1,3-Dichloropropene	ug/L	ND	4000	4000	3360	3170	84	79	60-140	6	30	
Dibromochloromethane	ug/L	ND	4000	4000	3330	3290	83	82	60-140	1	30	
Dibromomethane	ug/L	ND	4000	4000	3970	3970	99	99	60-140	0	30	

Results presented on this page are in the units indicated by the "Units" column except where an alternate unit is presented to the right of the result.

REPORT OF LABORATORY ANALYSIS

This report shall not be reproduced, except in full,
without the written consent of Pace Analytical Services, LLC.

Pace Analytical Services, LLC
9800 Kincey Ave. Suite 100
Huntersville, NC 28078
(704)875-9092

QUALITY CONTROL DATA

Project: 2020-L1-2448
Pace Project No.: 92609678

MATRIX SPIKE & MATRIX SPIKE DUPLICATE: 3676454 3676455

Parameter	Units	92609283002 Result	MS Spike Conc.	MSD Spike Conc.	MS Result	MSD Result	MS % Rec	MSD % Rec	% Rec Limits	RPD	Max RPD	Qual
Dichlorodifluoromethane	ug/L	ND	4000	4000	3720	3540	93	88	60-140	5	30	
Diisopropyl ether	ug/L	264	4000	4000	3990	3830	93	89	60-140	4	30	
Ethanol	ug/L	ND	160000	160000	133000	134000	83	83	60-140	1	30	
Ethylbenzene	ug/L	1770	4000	4000	5640	5430	97	92	60-140	4	30	
Hexachloro-1,3-butadiene	ug/L	ND	4000	4000	4280	4270	107	107	60-140	0	30	
Isopropylbenzene (Cumene)	ug/L	71.6J	4000	4000	4070	3940	100	97	60-140	3	30	
m&p-Xylene	ug/L	8640	8000	8000	16700	16000	100	92	60-140	4	30	
Methyl-tert-butyl ether	ug/L	ND	4000	4000	3060	2940	75	72	60-140	4	30	
Methylene Chloride	ug/L	ND	4000	4000	2870	2750	72	69	60-140	4	30	
n-Butylbenzene	ug/L	ND	4000	4000	3630	3690	91	92	60-140	2	30	
n-Propylbenzene	ug/L	137	4000	4000	3800	3710	92	89	60-140	2	30	
Naphthalene	ug/L	473	4000	4000	4040	4280	89	95	60-140	6	30	
o-Xylene	ug/L	4530	4000	4000	8420	8210	97	92	60-140	2	30	
sec-Butylbenzene	ug/L	ND	4000	4000	3920	3930	98	98	60-140	0	30	
Styrene	ug/L	107	4000	4000	3940	3820	96	93	60-140	3	30	
tert-Butylbenzene	ug/L	ND	4000	4000	3320	3360	83	84	60-140	1	30	
Tetrachloroethene	ug/L	ND	4000	4000	4430	4210	111	105	60-140	5	30	
Toluene	ug/L	23700	4000	4000	26600	26000	71	58	60-140	2	30	M1
trans-1,2-Dichloroethene	ug/L	ND	4000	4000	3820	3660	96	91	60-140	4	30	
trans-1,3-Dichloropropene	ug/L	ND	4000	4000	3140	3040	78	76	60-140	3	30	
Trichloroethene	ug/L	ND	4000	4000	4480	4360	112	109	60-140	3	30	
Trichlorofluoromethane	ug/L	ND	4000	4000	3700	3480	92	87	60-140	6	30	
Vinyl chloride	ug/L	ND	4000	4000	3980	3800	100	95	60-140	5	30	
1,2-Dichloroethane-d4 (S)	%						80	83	70-130			
4-Bromofluorobenzene (S)	%						94	94	70-130			
Toluene-d8 (S)	%						95	95	70-130			

Results presented on this page are in the units indicated by the "Units" column except where an alternate unit is presented to the right of the result.

REPORT OF LABORATORY ANALYSIS

This report shall not be reproduced, except in full,
without the written consent of Pace Analytical Services, LLC.

Pace Analytical Services, LLC
9800 Kincey Ave. Suite 100
Huntersville, NC 28078
(704)875-9092

QUALIFIERS

Project: 2020-L1-2448
Pace Project No.: 92609678

DEFINITIONS

DF - Dilution Factor, if reported, represents the factor applied to the reported data due to dilution of the sample aliquot.

ND - Not Detected at or above adjusted reporting limit.

TNTC - Too Numerous To Count

J - Estimated concentration above the adjusted method detection limit and below the adjusted reporting limit.

MDL - Adjusted Method Detection Limit.

PQL - Practical Quantitation Limit.

RL - Reporting Limit - The lowest concentration value that meets project requirements for quantitative data with known precision and bias for a specific analyte in a specific matrix.

S - Surrogate

1,2-Diphenylhydrazine decomposes to and cannot be separated from Azobenzene using Method 8270. The result for each analyte is a combined concentration.

Consistent with EPA guidelines, unrounded data are displayed and have been used to calculate % recovery and RPD values.

LCS(D) - Laboratory Control Sample (Duplicate)

MS(D) - Matrix Spike (Duplicate)

DUP - Sample Duplicate

RPD - Relative Percent Difference

NC - Not Calculable.

SG - Silica Gel - Clean-Up

U - Indicates the compound was analyzed for, but not detected.

Acid preservation may not be appropriate for 2 Chloroethylvinyl ether.

A separate vial preserved to a pH of 4-5 is recommended in SW846 Chapter 4 for the analysis of Acrolein and Acrylonitrile by EPA Method 8260.

N-Nitrosodiphenylamine decomposes and cannot be separated from Diphenylamine using Method 8270. The result reported for each analyte is a combined concentration.

Reported results are not rounded until the final step prior to reporting. Therefore, calculated parameters that are typically reported as "Total" may vary slightly from the sum of the reported component parameters.

Pace Analytical is TNI accredited. Contact your Pace PM for the current list of accredited analytes.

TNI - The NELAC Institute.

ANALYTE QUALIFIERS

M1	Matrix spike recovery exceeded QC limits. Batch accepted based on laboratory control sample (LCS) recovery.
N2	The lab does not hold NELAC/TNI accreditation for this parameter but other accreditations/certifications may apply. A complete list of accreditations/certifications is available upon request.

This report shall not be reproduced, except in full,
without the written consent of Pace Analytical Services, LLC.

Pace Analytical Services, LLC
9800 Kincey Ave. Suite 100
Huntersville, NC 28078
(704)875-9092

QUALITY CONTROL DATA CROSS REFERENCE TABLE

Project: 2020-L1-2448
Pace Project No.: 92609678

Lab ID	Sample ID	QC Batch Method	QC Batch	Analytical Method	Analytical Batch
92609678001	**14401_HC_RD_20220614**	MADEP VPH	704421		
92609678001	**14401_HC_RD_20220614**	EPA 3010A	704819	EPA 6020B	704851
92609678001	**14401_HC_RD_20220614**	SM 6200B	704570		

This report shall not be reproduced, except in full,
without the written consent of Pace Analytical Services, LLC.

Pace Analytical

CHAIN-OF-CUSTODY Analytical Request Document

Chain-of-Custody is a LEGAL DOCUMENT - Complete all relevent fields

LAB USE

WO# : 92609678

92609678

Container

Company: Apex Companies

Address:

Billing Information:

Report To: Andrew Street

Email To: andrew.street@apexcos.com

Copy To:

Site Collection Info/Address: Huntersville Concord Rd

Customer Project Name/Number: 2020-4-2448

State: NC County/City: Huntersville Time Zone Collected: [ ] PT [ ] MT [ ] CT [ ] ET

Phone:
Email:

Site/Facility ID #:

Compliance Monitoring? [ ] Yes [ ] No

Collected By (print): Vanessa Hunter

Purchase Order #:
Quote #:

DW PWS ID #:
DW Location Code:

Collected By (signature):

Turnaround Date Required: ASAP

Immediately Packed on Ice: [ ] Yes [ ] No

Sample Disposal:
[ ] Dispose as appropriate [ ] Return
[ ] Archive: _____
[ ] Hold: _____

Rush:
[ ] Same Day [ ] Next Day
[ ] 2 Day [ ] 3 Day [ ] 4 Day [ ] 5 Day
(Expedite Charges Apply)

Field Filtered (if applicable): [ ] Yes [ ] No

Analysis: _____

* Matrix Codes (Insert in Matrix box below): Drinking Water (DW), Ground Water (GW), Wastewater (WW), Product (P), Soil/Solid (SL), Oil (OL), Wipe (WP), Air (AR), Tissue (TS), Bioassay (B), Vapor (V), Other (OT)

** Preservative Types: (1) nitric acid, (2) sulfuric acid, (3) hydrochloric acid, (4) sodium hydroxide, (5) zinc acetate, (6) methanol, (7) sodium bisulfate, (8) sodium thiosulfate, (9) hexane, (A) ascorbic acid, (B) ammonium sulfate, (C) ammonium hydroxide, (D) TSP, (U) Unpreserved, (O) Other _____

Analyses

Customer Sample ID	Matrix *	Comp / Grab	Collected (or Composite Start) Date	Collected (or Composite Start) Time	Composite End Date	Composite End Time	Res Cl	# of Ctns	x VOCs 6200B	x MADEP VPH	x Lead
14401-HC-Rd-20220614	DW	G	6/14/22	1243	—	—	-	2	X	X	X

Lab Profile/Line:

Lab Sample Receipt Checklist:

Custody Seals Present/Intact	Y	N	NA
Custody Signatures Present	Y	N	NA
Collector Signature Present	Y	N	NA
Bottles Intact	Y	N	NA
Correct Bottles	Y	N	NA
Sufficient Volume	Y	N	NA
Samples Received on Ice	Y	N	NA
VOA - Headspace Acceptable	Y	N	NA
USDA Regulated Soils	Y	N	NA
Samples in Holding Time	Y	N	NA
Residual Chlorine Present	Y	N	NA
Cl Strips: _____			
Sample pH Acceptable	Y	N	NA
pH Strips: 223619AV			
Sulfide Present	Y	N	NA
Lead Acetate Strips: _____			

LAB USE ONLY:
Lab Sample # / Comments:

92609678

001

Customer Remarks / Special Conditions / Possible Hazards:

Type of Ice Used: Wet Blue Dry None

Packing Material Used:

Radchem sample(s) screened (<500 cpm): Y N NA

SHORT HOLDS PRESENT (<72 hours): Y N N/A

Lab Tracking #: 2517699

Samples received via: FEDEX UPS Client Courier Pace Courier

Lab Sample Temperature Info:
Temp Blank Received: Y N NA
Therm ID#: 927064
Cooler 1 Temp Upon Receipt: 2.6 oC
Cooler 1 Therm Corr. Factor: .8 oC
Cooler 1 Corrected Temp: 2-8 oC
Comments:

Relinquished by/Company: (Signature)	Date/Time:	Received by/Company: (Signature)	Date/Time:
Apex	6/14/22 1412	RB/PACE HVL	6/14/22 1412
Relinquished by/Company: (Signature)	Date/Time:	Received by/Company: (Signature)	Date/Time:
Relinquished by/Company: (Signature)	Date/Time:	Received by/Company: (Signature)	Date/Time:

MTJL LAB USE ONLY
Table #:
Acctnum:
Template:
Prelogin:
PM:
PB:

Trip Blank Received: Y N NA
HCL MeOH TSP Other

Non Conformance(s): YES / NO

Page: _____ of: _____

Pace Analytical Services, LLC
9800 Kincey Ave. Suite 100
Huntersville, NC 28078
(704)875-9092

June 21, 2022

Andrew Street
Apex Companies - NC
5900 Northwoods Business Pkwy
Suite 5900-0
Charlotte, NC 28269

RE: Project: 2020-L1-2448
Pace Project No.: 92609680

Dear Andrew Street:

Enclosed are the analytical results for sample(s) received by the laboratory on June 14, 2022. The results relate only to the samples included in this report. Results reported herein conform to the applicable TNI/NELAC Standards and the laboratory's Quality Manual, where applicable, unless otherwise noted in the body of the report.

The test results provided in this final report were generated by each of the following laboratories within the Pace Network:

- Pace Analytical Services - Asheville
- Pace Analytical Services - Charlotte

If you have any questions concerning this report, please feel free to contact me.

Sincerely,

Angela M. Baioni

Angela Baioni
angela.baioni@pacelabs.com
(704)875-9092
Project Manager

Enclosures

cc: J Culbreath, Colonial Pipeline Company
Naomi Fretz, APEX Companies, LLC
Robert Hughes, Colonial Pipeline
Jamie Moran, APEX Companies, LLC
Jeff Morrison, Colonial Pipeline Company
Tom Naumann, APEX Companies - NC
Joe Nicolette, Montrose-EPS
Kaitlyn Nootens, Apex Companies
Christopher Schultz, Apex Companies
Matt Teixeira, Apex Companies, LLC
Michael Verdon, Colonial Pipeline Company
JM Wyatt, Colonial Pipeline Company

REPORT OF LABORATORY ANALYSIS

This report shall not be reproduced, except in full,
without the written consent of Pace Analytical Services, LLC.

Pace Analytical Services, LLC
9800 Kincey Ave. Suite 100
Huntersville, NC 28078
(704)875-9092

CERTIFICATIONS

Project: 2020-L1-2448
Pace Project No.: 92609680

Pace Analytical Services Charlotte

South Carolina Laboratory ID: 99006
9800 Kincey Ave. Ste 100, Huntersville, NC 28078
North Carolina Drinking Water Certification #: 37706
North Carolina Field Services Certification #: 5342
North Carolina Wastewater Certification #: 12
South Carolina Laboratory ID: 99006
South Carolina Certification #: 99006001
South Carolina Drinking Water Cert. #: 99006003
Florida/NELAP Certification #: E87627
Kentucky UST Certification #: 84
Louisiana DoH Drinking Water #: LA029
Virginia/VELAP Certification #: 460221

Pace Analytical Services Asheville

2225 Riverside Drive, Asheville, NC 28804
Florida/NELAP Certification #: E87648
North Carolina Drinking Water Certification #: 37712
North Carolina Wastewater Certification #: 40
South Carolina Laboratory ID: 99030
South Carolina Certification #: 99030001
Virginia/VELAP Certification #: 460222

This report shall not be reproduced, except in full,
without the written consent of Pace Analytical Services, LLC.

Pace Analytical Services, LLC
9800 Kincey Ave. Suite 100
Huntersville, NC 28078
(704)875-9092

SAMPLE SUMMARY

Project: 2020-L1-2448
Pace Project No.: 92609680

Lab ID	Sample ID	Matrix	Date Collected	Date Received
92609680001	**14226_HC_RD_20220614**	Water	06/14/22 13:13	06/14/22 14:12

This report shall not be reproduced, except in full,
without the written consent of Pace Analytical Services, LLC.

Pace Analytical Services, LLC
9800 Kincey Ave. Suite 100
Huntersville, NC 28078
(704)875-9092

SAMPLE ANALYTE COUNT

Project: 2020-L1-2448
Pace Project No.: 92609680

Lab ID	Sample ID	Method	Analysts	Analytes Reported	Laboratory
92609680001	**14226_HC_RD_20220614**	MADEP VPH	MAD	6	PASI-C
		EPA 6020B	DBB1	1	PASI-A
		SM 6200B	SAS	64	PASI-C

PASI-A = Pace Analytical Services - Asheville
PASI-C = Pace Analytical Services - Charlotte

This report shall not be reproduced, except in full,
without the written consent of Pace Analytical Services, LLC.

Pace Analytical Services, LLC
9800 Kincey Ave. Suite 100
Huntersville, NC 28078
(704)875-9092

ANALYTICAL RESULTS

Project: 2020-L1-2448
Pace Project No.: 92609680

Sample: 14226_HC_RD_20220614 **Lab ID: 92609680001** Collected: 06/14/22 13:13 Received: 06/14/22 14:12 Matrix: Water

Parameters	Results	Units	Report Limit	MDL	DF	Prepared	Analyzed	CAS No.	Qual
VPH NC Water	Analytical Method: MADEP VPH Pace Analytical Services - Charlotte								
Total VPH (C5-C12)	ND	ug/L	50.0	50.0	1		06/14/22 23:42		N2
Aliphatic (C05-C08)	ND	ug/L	50.0	50.0	1		06/14/22 23:42		N2
Aliphatic(C09-C12) Adjusted	ND	ug/L	50.0	50.0	1		06/14/22 23:42		N2
Aromatic (C09-C10)	ND	ug/L	50.0	50.0	1		06/14/22 23:42		N2
Surrogates									
4-Bromofluorobenzene (FID) (S)	99	%	70-130		1		06/14/22 23:42	460-00-4	
4-Bromofluorobenzene (PID) (S)	83	%	70-130		1		06/14/22 23:42	460-00-4	
6020 MET ICPMS	Analytical Method: EPA 6020B Preparation Method: EPA 3010A Pace Analytical Services - Asheville								
Lead	**0.34J**	ug/L	1.0	0.077	1	06/16/22 00:03	06/17/22 01:24	7439-92-1	
6200B MSV	Analytical Method: SM 6200B Pace Analytical Services - Charlotte								
Benzene	ND	ug/L	0.50	0.34	1		06/16/22 00:23	71-43-2	
Bromobenzene	ND	ug/L	0.50	0.29	1		06/16/22 00:23	108-86-1	
Bromochloromethane	ND	ug/L	0.50	0.47	1		06/16/22 00:23	74-97-5	
Bromodichloromethane	ND	ug/L	0.50	0.31	1		06/16/22 00:23	75-27-4	
Bromoform	ND	ug/L	0.50	0.34	1		06/16/22 00:23	75-25-2	
Bromomethane	ND	ug/L	5.0	1.7	1		06/16/22 00:23	74-83-9	
n-Butylbenzene	ND	ug/L	0.50	0.49	1		06/16/22 00:23	104-51-8	
sec-Butylbenzene	ND	ug/L	0.50	0.40	1		06/16/22 00:23	135-98-8	
tert-Butylbenzene	ND	ug/L	0.50	0.32	1		06/16/22 00:23	98-06-6	
Carbon tetrachloride	ND	ug/L	0.50	0.33	1		06/16/22 00:23	56-23-5	
Chlorobenzene	ND	ug/L	0.50	0.28	1		06/16/22 00:23	108-90-7	
Chloroethane	ND	ug/L	1.0	0.65	1		06/16/22 00:23	75-00-3	
Chloroform	ND	ug/L	0.50	0.43	1		06/16/22 00:23	67-66-3	
Chloromethane	ND	ug/L	1.0	0.54	1		06/16/22 00:23	74-87-3	
2-Chlorotoluene	ND	ug/L	0.50	0.32	1		06/16/22 00:23	95-49-8	
4-Chlorotoluene	ND	ug/L	0.50	0.32	1		06/16/22 00:23	106-43-4	
1,2-Dibromo-3-chloropropane	ND	ug/L	1.0	0.34	1		06/16/22 00:23	96-12-8	
Dibromochloromethane	ND	ug/L	0.50	0.36	1		06/16/22 00:23	124-48-1	
1,2-Dibromoethane (EDB)	ND	ug/L	0.50	0.27	1		06/16/22 00:23	106-93-4	
Dibromomethane	ND	ug/L	0.50	0.39	1		06/16/22 00:23	74-95-3	
1,2-Dichlorobenzene	ND	ug/L	0.50	0.34	1		06/16/22 00:23	95-50-1	
1,3-Dichlorobenzene	ND	ug/L	0.50	0.34	1		06/16/22 00:23	541-73-1	
1,4-Dichlorobenzene	ND	ug/L	0.50	0.33	1		06/16/22 00:23	106-46-7	
Dichlorodifluoromethane	ND	ug/L	0.50	0.35	1		06/16/22 00:23	75-71-8	
1,1-Dichloroethane	ND	ug/L	0.50	0.37	1		06/16/22 00:23	75-34-3	
1,2-Dichloroethane	ND	ug/L	0.50	0.32	1		06/16/22 00:23	107-06-2	
1,1-Dichloroethene	ND	ug/L	0.50	0.35	1		06/16/22 00:23	75-35-4	
cis-1,2-Dichloroethene	ND	ug/L	0.50	0.38	1		06/16/22 00:23	156-59-2	
trans-1,2-Dichloroethene	ND	ug/L	0.50	0.40	1		06/16/22 00:23	156-60-5	
1,2-Dichloropropane	ND	ug/L	0.50	0.36	1		06/16/22 00:23	78-87-5	
1,3-Dichloropropane	ND	ug/L	0.50	0.28	1		06/16/22 00:23	142-28-9	

REPORT OF LABORATORY ANALYSIS

This report shall not be reproduced, except in full,
without the written consent of Pace Analytical Services, LLC.

Pace Analytical Services, LLC
9800 Kincey Ave. Suite 100
Huntersville, NC 28078
(704)875-9092

ANALYTICAL RESULTS

Project: 2020-L1-2448
Pace Project No.: 92609680

Sample: 14226_HC_RD_20220614 **Lab ID: 92609680001** Collected: 06/14/22 13:13 Received: 06/14/22 14:12 Matrix: Water

Parameters	Results	Units	Report Limit	MDL	DF	Prepared	Analyzed	CAS No.	Qual
6200B MSV	Analytical Method: SM 6200B Pace Analytical Services - Charlotte								
2,2-Dichloropropane	ND	ug/L	0.50	0.39	1		06/16/22 00:23	594-20-7	
1,1-Dichloropropene	ND	ug/L	0.50	0.43	1		06/16/22 00:23	563-58-6	
cis-1,3-Dichloropropene	ND	ug/L	0.50	0.36	1		06/16/22 00:23	10061-01-5	
trans-1,3-Dichloropropene	ND	ug/L	0.50	0.36	1		06/16/22 00:23	10061-02-6	
Diisopropyl ether	ND	ug/L	0.50	0.31	1		06/16/22 00:23	108-20-3	
Ethanol	ND	ug/L	200	72.2	1		06/16/22 00:23	64-17-5	
Ethylbenzene	ND	ug/L	0.50	0.30	1		06/16/22 00:23	100-41-4	
Hexachloro-1,3-butadiene	ND	ug/L	2.0	1.5	1		06/16/22 00:23	87-68-3	
Isopropylbenzene (Cumene)	ND	ug/L	0.50	0.33	1		06/16/22 00:23	98-82-8	
Methylene Chloride	ND	ug/L	2.0	2.0	1		06/16/22 00:23	75-09-2	
Methyl-tert-butyl ether	ND	ug/L	0.50	0.42	1		06/16/22 00:23	1634-04-4	
Naphthalene	ND	ug/L	2.0	0.64	1		06/16/22 00:23	91-20-3	
n-Propylbenzene	ND	ug/L	0.50	0.34	1		06/16/22 00:23	103-65-1	
Styrene	ND	ug/L	0.50	0.29	1		06/16/22 00:23	100-42-5	
1,1,1,2-Tetrachloroethane	ND	ug/L	0.50	0.31	1		06/16/22 00:23	630-20-6	
1,1,2,2-Tetrachloroethane	ND	ug/L	0.50	0.22	1		06/16/22 00:23	79-34-5	
Tetrachloroethene	ND	ug/L	0.50	0.29	1		06/16/22 00:23	127-18-4	
Toluene	ND	ug/L	0.50	0.48	1		06/16/22 00:23	108-88-3	
1,2,3-Trichlorobenzene	ND	ug/L	2.0	0.81	1		06/16/22 00:23	87-61-6	
1,2,4-Trichlorobenzene	ND	ug/L	2.0	0.64	1		06/16/22 00:23	120-82-1	
1,1,1-Trichloroethane	ND	ug/L	0.50	0.33	1		06/16/22 00:23	71-55-6	
1,1,2-Trichloroethane	ND	ug/L	0.50	0.32	1		06/16/22 00:23	79-00-5	
Trichloroethene	ND	ug/L	0.50	0.38	1		06/16/22 00:23	79-01-6	
Trichlorofluoromethane	ND	ug/L	1.0	0.30	1		06/16/22 00:23	75-69-4	
1,2,3-Trichloropropane	ND	ug/L	0.50	0.26	1		06/16/22 00:23	96-18-4	
1,2,4-Trimethylbenzene	ND	ug/L	0.50	0.50	1		06/16/22 00:23	95-63-6	
1,3,5-Trimethylbenzene	ND	ug/L	0.50	0.33	1		06/16/22 00:23	108-67-8	
Vinyl chloride	ND	ug/L	1.0	0.39	1		06/16/22 00:23	75-01-4	
m&p-Xylene	ND	ug/L	1.0	0.71	1		06/16/22 00:23	179601-23-1	
o-Xylene	ND	ug/L	0.50	0.34	1		06/16/22 00:23	95-47-6	
Surrogates									
1,2-Dichloroethane-d4 (S)	76	%	70-130		1		06/16/22 00:23	17060-07-0	
4-Bromofluorobenzene (S)	97	%	70-130		1		06/16/22 00:23	460-00-4	
Toluene-d8 (S)	99	%	70-130		1		06/16/22 00:23	2037-26-5	

REPORT OF LABORATORY ANALYSIS

This report shall not be reproduced, except in full,
without the written consent of Pace Analytical Services, LLC.

Pace Analytical Services, LLC
9800 Kincey Ave. Suite 100
Huntersville, NC 28078
(704)875-9092

QUALITY CONTROL DATA

Project: 2020-L1-2448
Pace Project No.: 92609680

QC Batch: 704421
QC Batch Method: MADEP VPH
Analysis Method: MADEP VPH
Analysis Description: VPH NC Water
Laboratory: Pace Analytical Services - Charlotte
Associated Lab Samples: 92609680001

METHOD BLANK: 3675860 Matrix: Water
Associated Lab Samples: 92609680001

Parameter	Units	Blank Result	Reporting Limit	MDL	Analyzed	Qualifiers
Aliphatic (C05-C08)	ug/L	ND	50.0	50.0	06/14/22 15:03	N2
Aromatic (C09-C10)	ug/L	ND	50.0	50.0	06/14/22 15:03	N2
4-Bromofluorobenzene (FID) (S)	%	95	70-130		06/14/22 15:03	
4-Bromofluorobenzene (PID) (S)	%	82	70-130		06/14/22 15:03	

LABORATORY CONTROL SAMPLE & LCSD: 3675861 3675862

Parameter	Units	Spike Conc.	LCS Result	LCSD Result	LCS % Rec	LCSD % Rec	% Rec Limits	RPD	Max RPD	Qualifiers
Aliphatic (C05-C08)	ug/L	300	300	294	100	98	70-130	2	25	N2
Aromatic (C09-C10)	ug/L	100	94.1	92.3	94	92	70-130	2	25	N2
4-Bromofluorobenzene (FID) (S)	%				98	100	70-130			
4-Bromofluorobenzene (PID) (S)	%				84	86	70-130			

Results presented on this page are in the units indicated by the "Units" column except where an alternate unit is presented to the right of the result.

REPORT OF LABORATORY ANALYSIS

This report shall not be reproduced, except in full,
without the written consent of Pace Analytical Services, LLC.

Pace Analytical Services, LLC
9800 Kincey Ave. Suite 100
Huntersville, NC 28078
(704)875-9092

QUALITY CONTROL DATA

Project: 2020-L1-2448
Pace Project No.: 92609680

QC Batch: 704819
QC Batch Method: EPA 3010A
Analysis Method: EPA 6020B
Analysis Description: 6020 MET
Laboratory: Pace Analytical Services - Asheville
Associated Lab Samples: 92609680001

METHOD BLANK: 3677819 Matrix: Water
Associated Lab Samples: 92609680001

Parameter	Units	Blank Result	Reporting Limit	MDL	Analyzed	Qualifiers
Lead	ug/L	ND	1.0	0.077	06/17/22 12:44	

LABORATORY CONTROL SAMPLE: 3677820

Parameter	Units	Spike Conc.	LCS Result	LCS % Rec	% Rec Limits	Qualifiers
Lead	ug/L	50	48.3	97	80-120	

MATRIX SPIKE & MATRIX SPIKE DUPLICATE: 3677821 3677822

Parameter	Units	92606390001 Result	MS Spike Conc.	MSD Spike Conc.	MS Result	MSD Result	MS % Rec	MSD % Rec	% Rec Limits	RPD	Max RPD	Qual
Lead	ug/L	1.1	50	50	50.9	50.5	100	99	75-125	1	20	

Results presented on this page are in the units indicated by the "Units" column except where an alternate unit is presented to the right of the result.

REPORT OF LABORATORY ANALYSIS

This report shall not be reproduced, except in full,
without the written consent of Pace Analytical Services, LLC.

Pace Analytical Services, LLC
9800 Kincey Ave. Suite 100
Huntersville, NC 28078
(704)875-9092

QUALITY CONTROL DATA

Project: 2020-L1-2448
Pace Project No.: 92609680

QC Batch: 704570
QC Batch Method: SM 6200B
Analysis Method: SM 6200B
Analysis Description: 6200B MSV
Laboratory: Pace Analytical Services - Charlotte

Associated Lab Samples: 92609680001

METHOD BLANK: 3676452 Matrix: Water
Associated Lab Samples: 92609680001

Parameter	Units	Blank Result	Reporting Limit	MDL	Analyzed	Qualifiers
1,1,1,2-Tetrachloroethane	ug/L	ND	0.50	0.31	06/15/22 23:11	
1,1,1-Trichloroethane	ug/L	ND	0.50	0.33	06/15/22 23:11	
1,1,2,2-Tetrachloroethane	ug/L	ND	0.50	0.22	06/15/22 23:11	
1,1,2-Trichloroethane	ug/L	ND	0.50	0.32	06/15/22 23:11	
1,1-Dichloroethane	ug/L	ND	0.50	0.37	06/15/22 23:11	
1,1-Dichloroethene	ug/L	ND	0.50	0.35	06/15/22 23:11	
1,1-Dichloropropene	ug/L	ND	0.50	0.43	06/15/22 23:11	
1,2,3-Trichlorobenzene	ug/L	ND	2.0	0.81	06/15/22 23:11	
1,2,3-Trichloropropane	ug/L	ND	0.50	0.26	06/15/22 23:11	
1,2,4-Trichlorobenzene	ug/L	ND	2.0	0.64	06/15/22 23:11	
1,2,4-Trimethylbenzene	ug/L	ND	0.50	0.50	06/15/22 23:11	
1,2-Dibromo-3-chloropropane	ug/L	ND	1.0	0.34	06/15/22 23:11	
1,2-Dibromoethane (EDB)	ug/L	ND	0.50	0.27	06/15/22 23:11	
1,2-Dichlorobenzene	ug/L	ND	0.50	0.34	06/15/22 23:11	
1,2-Dichloroethane	ug/L	ND	0.50	0.32	06/15/22 23:11	
1,2-Dichloropropane	ug/L	ND	0.50	0.36	06/15/22 23:11	
1,3,5-Trimethylbenzene	ug/L	ND	0.50	0.33	06/15/22 23:11	
1,3-Dichlorobenzene	ug/L	ND	0.50	0.34	06/15/22 23:11	
1,3-Dichloropropane	ug/L	ND	0.50	0.28	06/15/22 23:11	
1,4-Dichlorobenzene	ug/L	ND	0.50	0.33	06/15/22 23:11	
2,2-Dichloropropane	ug/L	ND	0.50	0.39	06/15/22 23:11	
2-Chlorotoluene	ug/L	ND	0.50	0.32	06/15/22 23:11	
4-Chlorotoluene	ug/L	ND	0.50	0.32	06/15/22 23:11	
Benzene	ug/L	ND	0.50	0.34	06/15/22 23:11	
Bromobenzene	ug/L	ND	0.50	0.29	06/15/22 23:11	
Bromochloromethane	ug/L	ND	0.50	0.47	06/15/22 23:11	
Bromodichloromethane	ug/L	ND	0.50	0.31	06/15/22 23:11	
Bromoform	ug/L	ND	0.50	0.34	06/15/22 23:11	
Bromomethane	ug/L	ND	5.0	1.7	06/15/22 23:11	
Carbon tetrachloride	ug/L	ND	0.50	0.33	06/15/22 23:11	
Chlorobenzene	ug/L	ND	0.50	0.28	06/15/22 23:11	
Chloroethane	ug/L	ND	1.0	0.65	06/15/22 23:11	
Chloroform	ug/L	ND	0.50	0.43	06/15/22 23:11	
Chloromethane	ug/L	ND	1.0	0.54	06/15/22 23:11	
cis-1,2-Dichloroethene	ug/L	ND	0.50	0.38	06/15/22 23:11	
cis-1,3-Dichloropropene	ug/L	ND	0.50	0.36	06/15/22 23:11	
Dibromochloromethane	ug/L	ND	0.50	0.36	06/15/22 23:11	
Dibromomethane	ug/L	ND	0.50	0.39	06/15/22 23:11	
Dichlorodifluoromethane	ug/L	ND	0.50	0.35	06/15/22 23:11	
Diisopropyl ether	ug/L	ND	0.50	0.31	06/15/22 23:11	

Results presented on this page are in the units indicated by the "Units" column except where an alternate unit is presented to the right of the result.

REPORT OF LABORATORY ANALYSIS

This report shall not be reproduced, except in full,
without the written consent of Pace Analytical Services, LLC.

Pace Analytical Services, LLC
9800 Kincey Ave. Suite 100
Huntersville, NC 28078
(704)875-9092

QUALITY CONTROL DATA

Project: 2020-L1-2448
Pace Project No.: 92609680

METHOD BLANK: 3676452 Matrix: Water
Associated Lab Samples: 92609680001

Parameter	Units	Blank Result	Reporting Limit	MDL	Analyzed	Qualifiers
Ethanol	ug/L	ND	200	72.2	06/15/22 23:11	
Ethylbenzene	ug/L	ND	0.50	0.30	06/15/22 23:11	
Hexachloro-1,3-butadiene	ug/L	ND	2.0	1.5	06/15/22 23:11	
Isopropylbenzene (Cumene)	ug/L	ND	0.50	0.33	06/15/22 23:11	
m&p-Xylene	ug/L	ND	1.0	0.71	06/15/22 23:11	
Methyl-tert-butyl ether	ug/L	ND	0.50	0.42	06/15/22 23:11	
Methylene Chloride	ug/L	ND	2.0	2.0	06/15/22 23:11	
n-Butylbenzene	ug/L	ND	0.50	0.49	06/15/22 23:11	
n-Propylbenzene	ug/L	ND	0.50	0.34	06/15/22 23:11	
Naphthalene	ug/L	ND	2.0	0.64	06/15/22 23:11	
o-Xylene	ug/L	ND	0.50	0.34	06/15/22 23:11	
sec-Butylbenzene	ug/L	ND	0.50	0.40	06/15/22 23:11	
Styrene	ug/L	ND	0.50	0.29	06/15/22 23:11	
tert-Butylbenzene	ug/L	ND	0.50	0.32	06/15/22 23:11	
Tetrachloroethene	ug/L	ND	0.50	0.29	06/15/22 23:11	
Toluene	ug/L	ND	0.50	0.48	06/15/22 23:11	
trans-1,2-Dichloroethene	ug/L	ND	0.50	0.40	06/15/22 23:11	
trans-1,3-Dichloropropene	ug/L	ND	0.50	0.36	06/15/22 23:11	
Trichloroethene	ug/L	ND	0.50	0.38	06/15/22 23:11	
Trichlorofluoromethane	ug/L	ND	1.0	0.30	06/15/22 23:11	
Vinyl chloride	ug/L	ND	1.0	0.39	06/15/22 23:11	
1,2-Dichloroethane-d4 (S)	%	75	70-130		06/15/22 23:11	
4-Bromofluorobenzene (S)	%	98	70-130		06/15/22 23:11	
Toluene-d8 (S)	%	101	70-130		06/15/22 23:11	

LABORATORY CONTROL SAMPLE: 3676453

Parameter	Units	Spike Conc.	LCS Result	LCS % Rec	% Rec Limits	Qualifiers
1,1,1,2-Tetrachloroethane	ug/L	50	50.6	101	60-140	
1,1,1-Trichloroethane	ug/L	50	44.3	89	60-140	
1,1,2,2-Tetrachloroethane	ug/L	50	43.7	87	60-140	
1,1,2-Trichloroethane	ug/L	50	48.2	96	60-140	
1,1-Dichloroethane	ug/L	50	40.9	82	60-140	
1,1-Dichloroethene	ug/L	50	44.9	90	60-140	
1,1-Dichloropropene	ug/L	50	42.8	86	60-140	
1,2,3-Trichlorobenzene	ug/L	50	56.6	113	60-140	
1,2,3-Trichloropropane	ug/L	50	43.4	87	60-140	
1,2,4-Trichlorobenzene	ug/L	50	53.6	107	60-140	
1,2,4-Trimethylbenzene	ug/L	50	48.3	97	60-140	
1,2-Dibromo-3-chloropropane	ug/L	50	46.8	94	60-140	
1,2-Dibromoethane (EDB)	ug/L	50	50.3	101	60-140	
1,2-Dichlorobenzene	ug/L	50	49.9	100	60-140	
1,2-Dichloroethane	ug/L	50	39.7	79	60-140	
1,2-Dichloropropane	ug/L	50	51.6	103	60-140	

Results presented on this page are in the units indicated by the "Units" column except where an alternate unit is presented to the right of the result.

REPORT OF LABORATORY ANALYSIS

This report shall not be reproduced, except in full,
without the written consent of Pace Analytical Services, LLC.

Pace Analytical Services, LLC
9800 Kincey Ave. Suite 100
Huntersville, NC 28078
(704)875-9092

QUALITY CONTROL DATA

Project: 2020-L1-2448
Pace Project No.: 92609680

LABORATORY CONTROL SAMPLE: 3676453

Parameter	Units	Spike Conc.	LCS Result	LCS % Rec	% Rec Limits	Qualifiers
1,3,5-Trimethylbenzene	ug/L	50	50.2	100	60-140	
1,3-Dichlorobenzene	ug/L	50	50.0	100	60-140	
1,3-Dichloropropane	ug/L	50	47.7	95	60-140	
1,4-Dichlorobenzene	ug/L	50	48.8	98	60-140	
2,2-Dichloropropane	ug/L	50	38.5	77	60-140	
2-Chlorotoluene	ug/L	50	46.5	93	60-140	
4-Chlorotoluene	ug/L	50	45.9	92	60-140	
Benzene	ug/L	50	45.5	91	60-140	
Bromobenzene	ug/L	50	48.9	98	60-140	
Bromochloromethane	ug/L	50	41.6	83	60-140	
Bromodichloromethane	ug/L	50	40.6	81	60-140	
Bromoform	ug/L	50	45.3	91	60-140	
Bromomethane	ug/L	50	34.3	69	60-140	
Carbon tetrachloride	ug/L	50	50.1	100	60-140	
Chlorobenzene	ug/L	50	49.8	100	60-140	
Chloroethane	ug/L	50	35.9	72	60-140	
Chloroform	ug/L	50	36.6	73	60-140	
Chloromethane	ug/L	50	52.3	105	60-140	
cis-1,2-Dichloroethene	ug/L	50	43.4	87	60-140	
cis-1,3-Dichloropropene	ug/L	50	47.3	95	60-140	
Dibromochloromethane	ug/L	50	47.1	94	60-140	
Dibromomethane	ug/L	50	49.9	100	60-140	
Dichlorodifluoromethane	ug/L	50	54.5	109	60-140	
Diisopropyl ether	ug/L	50	50.1	100	60-140	
Ethanol	ug/L	2000	2080	104	60-140	
Ethylbenzene	ug/L	50	47.4	95	60-140	
Hexachloro-1,3-butadiene	ug/L	50	58.1	116	60-140	
Isopropylbenzene (Cumene)	ug/L	50	49.3	99	60-140	
m&p-Xylene	ug/L	100	95.8	96	60-140	
Methyl-tert-butyl ether	ug/L	50	42.7	85	60-140	
Methylene Chloride	ug/L	50	39.8	80	60-140	
n-Butylbenzene	ug/L	50	49.3	99	60-140	
n-Propylbenzene	ug/L	50	46.5	93	60-140	
Naphthalene	ug/L	50	53.2	106	60-140	
o-Xylene	ug/L	50	48.1	96	60-140	
sec-Butylbenzene	ug/L	50	49.9	100	60-140	
Styrene	ug/L	50	48.9	98	60-140	
tert-Butylbenzene	ug/L	50	41.6	83	60-140	
Tetrachloroethene	ug/L	50	56.5	113	60-140	
Toluene	ug/L	50	45.6	91	60-140	
trans-1,2-Dichloroethene	ug/L	50	46.0	92	60-140	
trans-1,3-Dichloropropene	ug/L	50	45.4	91	60-140	
Trichloroethene	ug/L	50	57.0	114	60-140	
Trichlorofluoromethane	ug/L	50	41.7	83	60-140	
Vinyl chloride	ug/L	50	50.4	101	60-140	
1,2-Dichloroethane-d4 (S)	%			78	70-130	
4-Bromofluorobenzene (S)	%			94	70-130	

Results presented on this page are in the units indicated by the "Units" column except where an alternate unit is presented to the right of the result.

REPORT OF LABORATORY ANALYSIS

This report shall not be reproduced, except in full,
without the written consent of Pace Analytical Services, LLC.

Pace Analytical Services, LLC
9800 Kincey Ave. Suite 100
Huntersville, NC 28078
(704)875-9092

QUALITY CONTROL DATA

Project: 2020-L1-2448
Pace Project No.: 92609680

LABORATORY CONTROL SAMPLE: 3676453

Parameter	Units	Spike Conc.	LCS Result	LCS % Rec	% Rec Limits	Qualifiers
Toluene-d8 (S)	%			94	70-130	

MATRIX SPIKE & MATRIX SPIKE DUPLICATE: 3676454 3676455

Parameter	Units	92609283002 Result	MS Spike Conc.	MSD Spike Conc.	MS Result	MSD Result	MS % Rec	MSD % Rec	% Rec Limits	RPD	Max RPD	Qual
1,1,1,2-Tetrachloroethane	ug/L	ND	4000	4000	3750	3650	94	91	60-140	3	30	
1,1,1-Trichloroethane	ug/L	ND	4000	4000	3510	3440	88	86	60-140	2	30	
1,1,2,2-Tetrachloroethane	ug/L	ND	4000	4000	3300	3250	82	81	60-140	1	30	
1,1,2-Trichloroethane	ug/L	ND	4000	4000	3710	3620	93	90	60-140	2	30	
1,1-Dichloroethane	ug/L	ND	4000	4000	3460	3340	86	84	60-140	3	30	
1,1-Dichloroethene	ug/L	ND	4000	4000	3760	3620	94	91	60-140	4	30	
1,1-Dichloropropene	ug/L	ND	4000	4000	3400	3240	85	81	60-140	5	30	
1,2,3-Trichlorobenzene	ug/L	ND	4000	4000	3750	4070	94	102	60-140	8	30	
1,2,3-Trichloropropane	ug/L	ND	4000	4000	3350	3290	84	82	60-140	2	30	
1,2,4-Trichlorobenzene	ug/L	ND	4000	4000	3700	3960	92	99	60-140	7	30	
1,2,4-Trimethylbenzene	ug/L	1450	4000	4000	5310	5240	97	95	60-140	1	30	
1,2-Dibromo-3-chloropropane	ug/L	ND	4000	4000	3270	3240	82	81	60-140	1	30	
1,2-Dibromoethane (EDB)	ug/L	ND	4000	4000	3690	3630	92	91	60-140	2	30	
1,2-Dichlorobenzene	ug/L	ND	4000	4000	3870	3710	97	93	60-140	4	30	
1,2-Dichloroethane	ug/L	ND	4000	4000	3160	3080	79	77	60-140	3	30	
1,2-Dichloropropane	ug/L	ND	4000	4000	4010	3940	100	98	60-140	2	30	
1,3,5-Trimethylbenzene	ug/L	352	4000	4000	4330	4230	99	97	60-140	2	30	
1,3-Dichlorobenzene	ug/L	ND	4000	4000	3880	3820	97	95	60-140	2	30	
1,3-Dichloropropane	ug/L	ND	4000	4000	3600	3450	90	86	60-140	4	30	
1,4-Dichlorobenzene	ug/L	ND	4000	4000	3800	3810	95	95	60-140	0	30	
2,2-Dichloropropane	ug/L	ND	4000	4000	2390	2330	60	58	60-140	2	30	M1
2-Chlorotoluene	ug/L	ND	4000	4000	3620	3600	91	90	60-140	1	30	
4-Chlorotoluene	ug/L	ND	4000	4000	3660	3540	92	88	60-140	3	30	
Benzene	ug/L	3380	4000	4000	7440	7200	102	95	60-140	3	30	
Bromobenzene	ug/L	ND	4000	4000	3870	3820	97	95	60-140	1	30	
Bromochloromethane	ug/L	ND	4000	4000	3380	3320	85	83	60-140	2	30	
Bromodichloromethane	ug/L	ND	4000	4000	3070	3030	77	76	60-140	1	30	
Bromoform	ug/L	ND	4000	4000	3170	3130	79	78	60-140	1	30	
Bromomethane	ug/L	ND	4000	4000	2470	2670	62	67	60-140	8	30	
Carbon tetrachloride	ug/L	ND	4000	4000	3930	3910	98	98	60-140	1	30	
Chlorobenzene	ug/L	ND	4000	4000	3970	3820	99	96	60-140	4	30	
Chloroethane	ug/L	ND	4000	4000	3460	3330	86	83	60-140	4	30	
Chloroform	ug/L	ND	4000	4000	2650	2530	66	63	60-140	5	30	
Chloromethane	ug/L	ND	4000	4000	3960	3900	99	98	60-140	1	30	
cis-1,2-Dichloroethene	ug/L	ND	4000	4000	3590	3450	90	86	60-140	4	30	
cis-1,3-Dichloropropene	ug/L	ND	4000	4000	3360	3170	84	79	60-140	6	30	
Dibromochloromethane	ug/L	ND	4000	4000	3330	3290	83	82	60-140	1	30	
Dibromomethane	ug/L	ND	4000	4000	3970	3970	99	99	60-140	0	30	

Results presented on this page are in the units indicated by the "Units" column except where an alternate unit is presented to the right of the result.

REPORT OF LABORATORY ANALYSIS

This report shall not be reproduced, except in full,
without the written consent of Pace Analytical Services, LLC.

Pace Analytical Services, LLC
9800 Kincey Ave. Suite 100
Huntersville, NC 28078
(704)875-9092

QUALITY CONTROL DATA

Project: 2020-L1-2448
Pace Project No.: 92609680

MATRIX SPIKE & MATRIX SPIKE DUPLICATE: 3676454 3676455

Parameter	Units	92609283002 Result	MS Spike Conc.	MSD Spike Conc.	MS Result	MSD Result	MS % Rec	MSD % Rec	% Rec Limits	RPD	Max RPD	Qual
Dichlorodifluoromethane	ug/L	ND	4000	4000	3720	3540	93	88	60-140	5	30	
Diisopropyl ether	ug/L	264	4000	4000	3990	3830	93	89	60-140	4	30	
Ethanol	ug/L	ND	160000	160000	133000	134000	83	83	60-140	1	30	
Ethylbenzene	ug/L	1770	4000	4000	5640	5430	97	92	60-140	4	30	
Hexachloro-1,3-butadiene	ug/L	ND	4000	4000	4280	4270	107	107	60-140	0	30	
Isopropylbenzene (Cumene)	ug/L	71.6J	4000	4000	4070	3940	100	97	60-140	3	30	
m&p-Xylene	ug/L	8640	8000	8000	16700	16000	100	92	60-140	4	30	
Methyl-tert-butyl ether	ug/L	ND	4000	4000	3060	2940	75	72	60-140	4	30	
Methylene Chloride	ug/L	ND	4000	4000	2870	2750	72	69	60-140	4	30	
n-Butylbenzene	ug/L	ND	4000	4000	3630	3690	91	92	60-140	2	30	
n-Propylbenzene	ug/L	137	4000	4000	3800	3710	92	89	60-140	2	30	
Naphthalene	ug/L	473	4000	4000	4040	4280	89	95	60-140	6	30	
o-Xylene	ug/L	4530	4000	4000	8420	8210	97	92	60-140	2	30	
sec-Butylbenzene	ug/L	ND	4000	4000	3920	3930	98	98	60-140	0	30	
Styrene	ug/L	107	4000	4000	3940	3820	96	93	60-140	3	30	
tert-Butylbenzene	ug/L	ND	4000	4000	3320	3360	83	84	60-140	1	30	
Tetrachloroethene	ug/L	ND	4000	4000	4430	4210	111	105	60-140	5	30	
Toluene	ug/L	23700	4000	4000	26600	26000	71	58	60-140	2	30	M1
trans-1,2-Dichloroethene	ug/L	ND	4000	4000	3820	3660	96	91	60-140	4	30	
trans-1,3-Dichloropropene	ug/L	ND	4000	4000	3140	3040	78	76	60-140	3	30	
Trichloroethene	ug/L	ND	4000	4000	4480	4360	112	109	60-140	3	30	
Trichlorofluoromethane	ug/L	ND	4000	4000	3700	3480	92	87	60-140	6	30	
Vinyl chloride	ug/L	ND	4000	4000	3980	3800	100	95	60-140	5	30	
1,2-Dichloroethane-d4 (S)	%						80	83	70-130			
4-Bromofluorobenzene (S)	%						94	94	70-130			
Toluene-d8 (S)	%						95	95	70-130			

Results presented on this page are in the units indicated by the "Units" column except where an alternate unit is presented to the right of the result.

REPORT OF LABORATORY ANALYSIS

This report shall not be reproduced, except in full,
without the written consent of Pace Analytical Services, LLC.

Pace Analytical Services, LLC
9800 Kincey Ave. Suite 100
Huntersville, NC 28078
(704)875-9092

QUALIFIERS

Project: 2020-L1-2448
Pace Project No.: 92609680

DEFINITIONS

DF - Dilution Factor, if reported, represents the factor applied to the reported data due to dilution of the sample aliquot.

ND - Not Detected at or above adjusted reporting limit.

TNTC - Too Numerous To Count

J - Estimated concentration above the adjusted method detection limit and below the adjusted reporting limit.

MDL - Adjusted Method Detection Limit.

PQL - Practical Quantitation Limit.

RL - Reporting Limit - The lowest concentration value that meets project requirements for quantitative data with known precision and bias for a specific analyte in a specific matrix.

S - Surrogate

1,2-Diphenylhydrazine decomposes to and cannot be separated from Azobenzene using Method 8270. The result for each analyte is a combined concentration.

Consistent with EPA guidelines, unrounded data are displayed and have been used to calculate % recovery and RPD values.

LCS(D) - Laboratory Control Sample (Duplicate)

MS(D) - Matrix Spike (Duplicate)

DUP - Sample Duplicate

RPD - Relative Percent Difference

NC - Not Calculable.

SG - Silica Gel - Clean-Up

U - Indicates the compound was analyzed for, but not detected.

Acid preservation may not be appropriate for 2 Chloroethylvinyl ether.

A separate vial preserved to a pH of 4-5 is recommended in SW846 Chapter 4 for the analysis of Acrolein and Acrylonitrile by EPA Method 8260.

N-Nitrosodiphenylamine decomposes and cannot be separated from Diphenylamine using Method 8270. The result reported for each analyte is a combined concentration.

Reported results are not rounded until the final step prior to reporting. Therefore, calculated parameters that are typically reported as "Total" may vary slightly from the sum of the reported component parameters.

Pace Analytical is TNI accredited. Contact your Pace PM for the current list of accredited analytes.

TNI - The NELAC Institute.

ANALYTE QUALIFIERS

M1	Matrix spike recovery exceeded QC limits. Batch accepted based on laboratory control sample (LCS) recovery.
N2	The lab does not hold NELAC/TNI accreditation for this parameter but other accreditations/certifications may apply. A complete list of accreditations/certifications is available upon request.

This report shall not be reproduced, except in full,
without the written consent of Pace Analytical Services, LLC.

Pace Analytical Services, LLC
9800 Kincey Ave. Suite 100
Huntersville, NC 28078
(704)875-9092

QUALITY CONTROL DATA CROSS REFERENCE TABLE

Project: 2020-L1-2448
Pace Project No.: 92609680

Lab ID	Sample ID	QC Batch Method	QC Batch	Analytical Method	Analytical Batch
92609680001	**14226_HC_RD_20220614**	MADEP VPH	704421		
92609680001	**14226_HC_RD_20220614**	EPA 3010A	704819	EPA 6020B	704851
92609680001	**14226_HC_RD_20220614**	SM 6200B	704570		

This report shall not be reproduced, except in full,
without the written consent of Pace Analytical Services, LLC.

CHAIN-OF-CUSTODY Analytical Request Document

Pace Analytical

Chain-of-Custody is a LEGAL DOCUMENT - Complete all relevent fields

LAB U

WO# : 92609680

92609680

Number or

Conta.

Company: Apex Companies

Billing Information:

Address:

Report To: Andrew Street

Email To: andrew.street@apexcos.com

Copy To:

Site Collection Info/Address: Huntersville Concord Rd

Customer Project Name/Number: 2020-4-2448

State: / County/City: Time Zone Collected: [ ] PT [ ] MT [ ] CT [ ] ET

Phone:

Email:

Site/Facility ID #:

Compliance Monitoring? [ ] Yes [ ] No

Collected By (print): Vanessa Hunter

Purchase Order #:

Quote #:

DW PWS ID #:

DW Location Code:

Collected By (signature): VH

Turnaround Date Required: ASAP

Immediately Packed on Ice: [ ] Yes [ ] No

Sample Disposal: [ ] Dispose as appropriate [ ] Return [ ] Archive: _____ [ ] Hold: _____

Rush: [ ] Same Day [ ] Next Day [ ] 2 Day [ ] 3 Day [ ] 4 Day [ ] 5 Day (Expedite Charges Apply)

Field Filtered (if applicable): [ ] Yes [ ] No

Analysis: _____

** Preservative Types: (1) nitric acid, (2) sulfuric acid, (3) hydrochloric acid, (4) sodium hydroxide, (5) zinc acetate, (6) methanol, (7) sodium bisulfate, (8) sodium thiosulfate, (9) hexane, (A) ascorbic acid, (B) ammonium sulfate, (C) ammonium hydroxide, (D) TSP, (U) Unpreserved, (O) Other _____

* Matrix Codes (Insert in Matrix box below): Drinking Water (DW), Ground Water (GW), Wastewater (WW), Product (P), Soil/Solid (SL), Oil (OL), Wipe (WP), Air (AR), Tissue (TS), Bioassay (B), Vapor (V), Other (OT)

Customer Sample ID	Matrix *	Comp / Grab	Collected (or Composite Start) Date	Collected (or Composite Start) Time	Composite End Date	Composite End Time	Res Cl	# of Ctns	VOCs 624.1	MADEP VPH	Lead	Analyses	Analyses	Analyses	Analyses	Analyses	Analyses	Analyses	Analyses	Analyses	Analyses	Lab Profile/Line:
142256-HC-Rd-20220614	DW	G	6/14/22	1313	—	—	—	3	X	X	X											001

Lab Profile/Line:

Lab Sample Receipt Checklist:

Custody Seals Present/Intact	Y	N	NA
Custody Signatures Present	Y	N	NA
Collector Signature Present	Y	N	NA
Bottles Intact	Y	N	NA
Correct Bottles	Y	N	NA
Sufficient Volume	Y	N	NA
Samples Received on Ice	Y	N	NA
VOA - Headspace Acceptable	Y	N	NA
USDA Regulated Soils	Y	N	NA
Samples in Holding Time	Y	N	NA
Residual Chlorine Present	Y	N	NA
Cl Strips:			
Sample pH Acceptable	Y	N	NA
pH Strips: 2236/9/12			
Sulfide Present	Y	N	NA
Lead Acetate Strips:			

LAB USE ONLY:

Lab Sample # / Comments:

92609680

Customer Remarks / Special Conditions / Possible Hazards:

Type of Ice Used: Wet Blue Dry None

Packing Material Used: bb

Radchem sample(s) screened (<500 cpm): Y N NA

SHORT HOLDS PRESENT (<72 hours): Y N N/A

Lab Tracking #: 2517700

Samples received via: FEDEX UPS Client Courier Pace Courier

Lab Sample Temperature Info:

Temp Blank Received: Y N NA

Therm ID#: 92706041

Cooler 1 Temp Upon Receipt: 2.6 oC

Cooler 1 Therm Corr. Factor: .8 oC

Cooler 1 Corrected Temp: 2.0 oC

Comments:

Relinquished by/Company: (Signature)	Date/Time:	Received by/Company: (Signature)	Date/Time:
Apex	6/14/22 1412	KB/PACE HVL	6/14/22 1412
Relinquished by/Company: (Signature)	Date/Time:	Received by/Company: (Signature)	Date/Time:
Relinquished by/Company: (Signature)	Date/Time:	Received by/Company: (Signature)	Date/Time:

MTJL LAB USE ONLY

Table #:

Acctnum:

Template:

Prelogin:

PM:

PB:

Trip Blank Received: Y N NA

HCL MeOH TSP Other

Non Conformance(s): YES / NO

Page: _____ of: _____

Pace Analytical Services, LLC
9800 Kincey Ave. Suite 100
Huntersville, NC 28078
(704)875-9092

June 21, 2022

Andrew Street
Apex Companies - NC
5900 Northwoods Business Pkwy
Suite 5900-0
Charlotte, NC 28269

RE: Project: 2020-L1-2448
Pace Project No.: 92609682

Dear Andrew Street:

Enclosed are the analytical results for sample(s) received by the laboratory on June 14, 2022. The results relate only to the samples included in this report. Results reported herein conform to the applicable TNI/NELAC Standards and the laboratory's Quality Manual, where applicable, unless otherwise noted in the body of the report.

The test results provided in this final report were generated by each of the following laboratories within the Pace Network:

- Pace Analytical Services - Asheville
- Pace Analytical Services - Charlotte

If you have any questions concerning this report, please feel free to contact me.

Sincerely,

Angela M. Baioni

Angela Baioni
angela.baioni@pacelabs.com
(704)875-9092
Project Manager

Enclosures

cc: J Culbreath, Colonial Pipeline Company
Naomi Fretz, APEX Companies, LLC
Robert Hughes, Colonial Pipeline
Jamie Moran, APEX Companies, LLC
Jeff Morrison, Colonial Pipeline Company
Tom Naumann, APEX Companies - NC
Joe Nicolette, Montrose-EPS
Kaitlyn Nootens, Apex Companies
Christopher Schultz, Apex Companies
Matt Teixeira, Apex Companies, LLC
Michael Verdon, Colonial Pipeline Company
JM Wyatt, Colonial Pipeline Company

REPORT OF LABORATORY ANALYSIS

This report shall not be reproduced, except in full,
without the written consent of Pace Analytical Services, LLC.

Pace Analytical Services, LLC
9800 Kincey Ave. Suite 100
Huntersville, NC 28078
(704)875-9092

CERTIFICATIONS

Project: 2020-L1-2448
Pace Project No.: 92609682

Pace Analytical Services Charlotte

South Carolina Laboratory ID: 99006
9800 Kincey Ave. Ste 100, Huntersville, NC 28078
North Carolina Drinking Water Certification #: 37706
North Carolina Field Services Certification #: 5342
North Carolina Wastewater Certification #: 12
South Carolina Laboratory ID: 99006
South Carolina Certification #: 99006001
South Carolina Drinking Water Cert. #: 99006003
Florida/NELAP Certification #: E87627
Kentucky UST Certification #: 84
Louisiana DoH Drinking Water #: LA029
Virginia/VELAP Certification #: 460221

Pace Analytical Services Asheville

2225 Riverside Drive, Asheville, NC 28804
Florida/NELAP Certification #: E87648
North Carolina Drinking Water Certification #: 37712
North Carolina Wastewater Certification #: 40
South Carolina Laboratory ID: 99030
South Carolina Certification #: 99030001
Virginia/VELAP Certification #: 460222

This report shall not be reproduced, except in full,
without the written consent of Pace Analytical Services, LLC.

Pace Analytical Services, LLC
9800 Kincey Ave. Suite 100
Huntersville, NC 28078
(704)875-9092

SAMPLE SUMMARY

Project: 2020-L1-2448
Pace Project No.: 92609682

Lab ID	Sample ID	Matrix	Date Collected	Date Received
92609682001	**13800_HC_RD_20220614**	Water	06/14/22 12:10	06/14/22 14:12

This report shall not be reproduced, except in full,
without the written consent of Pace Analytical Services, LLC.

Pace Analytical Services, LLC
9800 Kincey Ave. Suite 100
Huntersville, NC 28078
(704)875-9092

SAMPLE ANALYTE COUNT

Project: 2020-L1-2448
Pace Project No.: 92609682

Lab ID	Sample ID	Method	Analysts	Analytes Reported	Laboratory
92609682001	**13800_HC_RD_20220614**	MADEP VPH	MAD	6	PASI-C
		EPA 6020B	DBB1	1	PASI-A
		SM 6200B	SAS	64	PASI-C

PASI-A = Pace Analytical Services - Asheville
PASI-C = Pace Analytical Services - Charlotte

This report shall not be reproduced, except in full,
without the written consent of Pace Analytical Services, LLC.

Pace Analytical Services, LLC
9800 Kincey Ave. Suite 100
Huntersville, NC 28078
(704)875-9092

ANALYTICAL RESULTS

Project: 2020-L1-2448
Pace Project No.: 92609682

Sample: 13800_HC_RD_20220614 **Lab ID: 92609682001** Collected: 06/14/22 12:10 Received: 06/14/22 14:12 Matrix: Water

Parameters	Results	Units	Report Limit	MDL	DF	Prepared	Analyzed	CAS No.	Qual
VPH NC Water	Analytical Method: MADEP VPH Pace Analytical Services - Charlotte								
Total VPH (C5-C12)	ND	ug/L	50.0	50.0	1		06/15/22 00:11		N2
Aliphatic (C05-C08)	ND	ug/L	50.0	50.0	1		06/15/22 00:11		N2
Aliphatic(C09-C12) Adjusted	ND	ug/L	50.0	50.0	1		06/15/22 00:11		N2
Aromatic (C09-C10)	ND	ug/L	50.0	50.0	1		06/15/22 00:11		N2
Surrogates									
4-Bromofluorobenzene (FID) (S)	99	%	70-130		1		06/15/22 00:11	460-00-4	
4-Bromofluorobenzene (PID) (S)	84	%	70-130		1		06/15/22 00:11	460-00-4	
6020 MET ICPMS	Analytical Method: EPA 6020B Preparation Method: EPA 3010A Pace Analytical Services - Asheville								
Lead	**4.7**	ug/L	1.0	0.077	1	06/16/22 00:03	06/17/22 01:28	7439-92-1	
6200B MSV	Analytical Method: SM 6200B Pace Analytical Services - Charlotte								
Benzene	ND	ug/L	0.50	0.34	1		06/16/22 00:41	71-43-2	
Bromobenzene	ND	ug/L	0.50	0.29	1		06/16/22 00:41	108-86-1	
Bromochloromethane	ND	ug/L	0.50	0.47	1		06/16/22 00:41	74-97-5	
Bromodichloromethane	ND	ug/L	0.50	0.31	1		06/16/22 00:41	75-27-4	
Bromoform	ND	ug/L	0.50	0.34	1		06/16/22 00:41	75-25-2	
Bromomethane	ND	ug/L	5.0	1.7	1		06/16/22 00:41	74-83-9	
n-Butylbenzene	ND	ug/L	0.50	0.49	1		06/16/22 00:41	104-51-8	
sec-Butylbenzene	ND	ug/L	0.50	0.40	1		06/16/22 00:41	135-98-8	
tert-Butylbenzene	ND	ug/L	0.50	0.32	1		06/16/22 00:41	98-06-6	
Carbon tetrachloride	ND	ug/L	0.50	0.33	1		06/16/22 00:41	56-23-5	
Chlorobenzene	ND	ug/L	0.50	0.28	1		06/16/22 00:41	108-90-7	
Chloroethane	ND	ug/L	1.0	0.65	1		06/16/22 00:41	75-00-3	
Chloroform	ND	ug/L	0.50	0.43	1		06/16/22 00:41	67-66-3	
Chloromethane	ND	ug/L	1.0	0.54	1		06/16/22 00:41	74-87-3	
2-Chlorotoluene	ND	ug/L	0.50	0.32	1		06/16/22 00:41	95-49-8	
4-Chlorotoluene	ND	ug/L	0.50	0.32	1		06/16/22 00:41	106-43-4	
1,2-Dibromo-3-chloropropane	ND	ug/L	1.0	0.34	1		06/16/22 00:41	96-12-8	
Dibromochloromethane	ND	ug/L	0.50	0.36	1		06/16/22 00:41	124-48-1	
1,2-Dibromoethane (EDB)	ND	ug/L	0.50	0.27	1		06/16/22 00:41	106-93-4	
Dibromomethane	ND	ug/L	0.50	0.39	1		06/16/22 00:41	74-95-3	
1,2-Dichlorobenzene	ND	ug/L	0.50	0.34	1		06/16/22 00:41	95-50-1	
1,3-Dichlorobenzene	ND	ug/L	0.50	0.34	1		06/16/22 00:41	541-73-1	
1,4-Dichlorobenzene	ND	ug/L	0.50	0.33	1		06/16/22 00:41	106-46-7	
Dichlorodifluoromethane	ND	ug/L	0.50	0.35	1		06/16/22 00:41	75-71-8	
1,1-Dichloroethane	ND	ug/L	0.50	0.37	1		06/16/22 00:41	75-34-3	
1,2-Dichloroethane	ND	ug/L	0.50	0.32	1		06/16/22 00:41	107-06-2	
1,1-Dichloroethene	ND	ug/L	0.50	0.35	1		06/16/22 00:41	75-35-4	
cis-1,2-Dichloroethene	ND	ug/L	0.50	0.38	1		06/16/22 00:41	156-59-2	
trans-1,2-Dichloroethene	ND	ug/L	0.50	0.40	1		06/16/22 00:41	156-60-5	
1,2-Dichloropropane	ND	ug/L	0.50	0.36	1		06/16/22 00:41	78-87-5	
1,3-Dichloropropane	ND	ug/L	0.50	0.28	1		06/16/22 00:41	142-28-9	

REPORT OF LABORATORY ANALYSIS

This report shall not be reproduced, except in full,
without the written consent of Pace Analytical Services, LLC.

Pace Analytical Services, LLC
9800 Kincey Ave. Suite 100
Huntersville, NC 28078
(704)875-9092

ANALYTICAL RESULTS

Project: 2020-L1-2448
Pace Project No.: 92609682

Sample: 13800_HC_RD_20220614 **Lab ID: 92609682001** Collected: 06/14/22 12:10 Received: 06/14/22 14:12 Matrix: Water

Parameters	Results	Units	Report Limit	MDL	DF	Prepared	Analyzed	CAS No.	Qual
6200B MSV	Analytical Method: SM 6200B Pace Analytical Services - Charlotte								
2,2-Dichloropropane	ND	ug/L	0.50	0.39	1		06/16/22 00:41	594-20-7	
1,1-Dichloropropene	ND	ug/L	0.50	0.43	1		06/16/22 00:41	563-58-6	
cis-1,3-Dichloropropene	ND	ug/L	0.50	0.36	1		06/16/22 00:41	10061-01-5	
trans-1,3-Dichloropropene	ND	ug/L	0.50	0.36	1		06/16/22 00:41	10061-02-6	
Diisopropyl ether	ND	ug/L	0.50	0.31	1		06/16/22 00:41	108-20-3	
Ethanol	ND	ug/L	200	72.2	1		06/16/22 00:41	64-17-5	
Ethylbenzene	ND	ug/L	0.50	0.30	1		06/16/22 00:41	100-41-4	
Hexachloro-1,3-butadiene	ND	ug/L	2.0	1.5	1		06/16/22 00:41	87-68-3	
Isopropylbenzene (Cumene)	ND	ug/L	0.50	0.33	1		06/16/22 00:41	98-82-8	
Methylene Chloride	ND	ug/L	2.0	2.0	1		06/16/22 00:41	75-09-2	
Methyl-tert-butyl ether	ND	ug/L	0.50	0.42	1		06/16/22 00:41	1634-04-4	
Naphthalene	ND	ug/L	2.0	0.64	1		06/16/22 00:41	91-20-3	
n-Propylbenzene	ND	ug/L	0.50	0.34	1		06/16/22 00:41	103-65-1	
Styrene	ND	ug/L	0.50	0.29	1		06/16/22 00:41	100-42-5	
1,1,1,2-Tetrachloroethane	ND	ug/L	0.50	0.31	1		06/16/22 00:41	630-20-6	
1,1,2,2-Tetrachloroethane	ND	ug/L	0.50	0.22	1		06/16/22 00:41	79-34-5	
Tetrachloroethene	ND	ug/L	0.50	0.29	1		06/16/22 00:41	127-18-4	
Toluene	ND	ug/L	0.50	0.48	1		06/16/22 00:41	108-88-3	
1,2,3-Trichlorobenzene	ND	ug/L	2.0	0.81	1		06/16/22 00:41	87-61-6	
1,2,4-Trichlorobenzene	ND	ug/L	2.0	0.64	1		06/16/22 00:41	120-82-1	
1,1,1-Trichloroethane	ND	ug/L	0.50	0.33	1		06/16/22 00:41	71-55-6	
1,1,2-Trichloroethane	ND	ug/L	0.50	0.32	1		06/16/22 00:41	79-00-5	
Trichloroethene	ND	ug/L	0.50	0.38	1		06/16/22 00:41	79-01-6	
Trichlorofluoromethane	ND	ug/L	1.0	0.30	1		06/16/22 00:41	75-69-4	
1,2,3-Trichloropropane	ND	ug/L	0.50	0.26	1		06/16/22 00:41	96-18-4	
1,2,4-Trimethylbenzene	ND	ug/L	0.50	0.50	1		06/16/22 00:41	95-63-6	
1,3,5-Trimethylbenzene	ND	ug/L	0.50	0.33	1		06/16/22 00:41	108-67-8	
Vinyl chloride	ND	ug/L	1.0	0.39	1		06/16/22 00:41	75-01-4	
m&p-Xylene	ND	ug/L	1.0	0.71	1		06/16/22 00:41	179601-23-1	
o-Xylene	ND	ug/L	0.50	0.34	1		06/16/22 00:41	95-47-6	
Surrogates									
1,2-Dichloroethane-d4 (S)	75	%	70-130		1		06/16/22 00:41	17060-07-0	
4-Bromofluorobenzene (S)	97	%	70-130		1		06/16/22 00:41	460-00-4	
Toluene-d8 (S)	101	%	70-130		1		06/16/22 00:41	2037-26-5	

REPORT OF LABORATORY ANALYSIS

This report shall not be reproduced, except in full,
without the written consent of Pace Analytical Services, LLC.

Pace Analytical Services, LLC
9800 Kincey Ave. Suite 100
Huntersville, NC 28078
(704)875-9092

QUALITY CONTROL DATA

Project: 2020-L1-2448
Pace Project No.: 92609682

QC Batch: 704421
QC Batch Method: MADEP VPH
Analysis Method: MADEP VPH
Analysis Description: VPH NC Water
Laboratory: Pace Analytical Services - Charlotte
Associated Lab Samples: 92609682001

METHOD BLANK: 3675860 Matrix: Water
Associated Lab Samples: 92609682001

Parameter	Units	Blank Result	Reporting Limit	MDL	Analyzed	Qualifiers
Aliphatic (C05-C08)	ug/L	ND	50.0	50.0	06/14/22 15:03	N2
Aromatic (C09-C10)	ug/L	ND	50.0	50.0	06/14/22 15:03	N2
4-Bromofluorobenzene (FID) (S)	%	95	70-130		06/14/22 15:03	
4-Bromofluorobenzene (PID) (S)	%	82	70-130		06/14/22 15:03	

LABORATORY CONTROL SAMPLE & LCSD: 3675861 3675862

Parameter	Units	Spike Conc.	LCS Result	LCSD Result	LCS % Rec	LCSD % Rec	% Rec Limits	RPD	Max RPD	Qualifiers
Aliphatic (C05-C08)	ug/L	300	300	294	100	98	70-130	2	25	N2
Aromatic (C09-C10)	ug/L	100	94.1	92.3	94	92	70-130	2	25	N2
4-Bromofluorobenzene (FID) (S)	%				98	100	70-130			
4-Bromofluorobenzene (PID) (S)	%				84	86	70-130			

Results presented on this page are in the units indicated by the "Units" column except where an alternate unit is presented to the right of the result.

REPORT OF LABORATORY ANALYSIS

This report shall not be reproduced, except in full,
without the written consent of Pace Analytical Services, LLC.

Pace Analytical Services, LLC
9800 Kincey Ave. Suite 100
Huntersville, NC 28078
(704)875-9092

QUALITY CONTROL DATA

Project: 2020-L1-2448
Pace Project No.: 92609682

QC Batch: 704819
QC Batch Method: EPA 3010A
Analysis Method: EPA 6020B
Analysis Description: 6020 MET
Laboratory: Pace Analytical Services - Asheville
Associated Lab Samples: 92609682001

METHOD BLANK: 3677819 Matrix: Water
Associated Lab Samples: 92609682001

Parameter	Units	Blank Result	Reporting Limit	MDL	Analyzed	Qualifiers
Lead	ug/L	ND	1.0	0.077	06/17/22 12:44	

LABORATORY CONTROL SAMPLE: 3677820

Parameter	Units	Spike Conc.	LCS Result	LCS % Rec	% Rec Limits	Qualifiers
Lead	ug/L	50	48.3	97	80-120	

MATRIX SPIKE & MATRIX SPIKE DUPLICATE: 3677821 3677822

Parameter	Units	92606390001 Result	MS Spike Conc.	MSD Spike Conc.	MS Result	MSD Result	MS % Rec	MSD % Rec	% Rec Limits	RPD	Max RPD	Qual
Lead	ug/L	1.1	50	50	50.9	50.5	100	99	75-125	1	20	

Results presented on this page are in the units indicated by the "Units" column except where an alternate unit is presented to the right of the result.

REPORT OF LABORATORY ANALYSIS

This report shall not be reproduced, except in full,
without the written consent of Pace Analytical Services, LLC.

Pace Analytical Services, LLC
9800 Kincey Ave. Suite 100
Huntersville, NC 28078
(704)875-9092

QUALITY CONTROL DATA

Project: 2020-L1-2448
Pace Project No.: 92609682

QC Batch: 704570
QC Batch Method: SM 6200B
Analysis Method: SM 6200B
Analysis Description: 6200B MSV
Laboratory: Pace Analytical Services - Charlotte

Associated Lab Samples: 92609682001

METHOD BLANK: 3676452 Matrix: Water
Associated Lab Samples: 92609682001

Parameter	Units	Blank Result	Reporting Limit	MDL	Analyzed	Qualifiers
1,1,1,2-Tetrachloroethane	ug/L	ND	0.50	0.31	06/15/22 23:11	
1,1,1-Trichloroethane	ug/L	ND	0.50	0.33	06/15/22 23:11	
1,1,2,2-Tetrachloroethane	ug/L	ND	0.50	0.22	06/15/22 23:11	
1,1,2-Trichloroethane	ug/L	ND	0.50	0.32	06/15/22 23:11	
1,1-Dichloroethane	ug/L	ND	0.50	0.37	06/15/22 23:11	
1,1-Dichloroethene	ug/L	ND	0.50	0.35	06/15/22 23:11	
1,1-Dichloropropene	ug/L	ND	0.50	0.43	06/15/22 23:11	
1,2,3-Trichlorobenzene	ug/L	ND	2.0	0.81	06/15/22 23:11	
1,2,3-Trichloropropane	ug/L	ND	0.50	0.26	06/15/22 23:11	
1,2,4-Trichlorobenzene	ug/L	ND	2.0	0.64	06/15/22 23:11	
1,2,4-Trimethylbenzene	ug/L	ND	0.50	0.50	06/15/22 23:11	
1,2-Dibromo-3-chloropropane	ug/L	ND	1.0	0.34	06/15/22 23:11	
1,2-Dibromoethane (EDB)	ug/L	ND	0.50	0.27	06/15/22 23:11	
1,2-Dichlorobenzene	ug/L	ND	0.50	0.34	06/15/22 23:11	
1,2-Dichloroethane	ug/L	ND	0.50	0.32	06/15/22 23:11	
1,2-Dichloropropane	ug/L	ND	0.50	0.36	06/15/22 23:11	
1,3,5-Trimethylbenzene	ug/L	ND	0.50	0.33	06/15/22 23:11	
1,3-Dichlorobenzene	ug/L	ND	0.50	0.34	06/15/22 23:11	
1,3-Dichloropropane	ug/L	ND	0.50	0.28	06/15/22 23:11	
1,4-Dichlorobenzene	ug/L	ND	0.50	0.33	06/15/22 23:11	
2,2-Dichloropropane	ug/L	ND	0.50	0.39	06/15/22 23:11	
2-Chlorotoluene	ug/L	ND	0.50	0.32	06/15/22 23:11	
4-Chlorotoluene	ug/L	ND	0.50	0.32	06/15/22 23:11	
Benzene	ug/L	ND	0.50	0.34	06/15/22 23:11	
Bromobenzene	ug/L	ND	0.50	0.29	06/15/22 23:11	
Bromochloromethane	ug/L	ND	0.50	0.47	06/15/22 23:11	
Bromodichloromethane	ug/L	ND	0.50	0.31	06/15/22 23:11	
Bromoform	ug/L	ND	0.50	0.34	06/15/22 23:11	
Bromomethane	ug/L	ND	5.0	1.7	06/15/22 23:11	
Carbon tetrachloride	ug/L	ND	0.50	0.33	06/15/22 23:11	
Chlorobenzene	ug/L	ND	0.50	0.28	06/15/22 23:11	
Chloroethane	ug/L	ND	1.0	0.65	06/15/22 23:11	
Chloroform	ug/L	ND	0.50	0.43	06/15/22 23:11	
Chloromethane	ug/L	ND	1.0	0.54	06/15/22 23:11	
cis-1,2-Dichloroethene	ug/L	ND	0.50	0.38	06/15/22 23:11	
cis-1,3-Dichloropropene	ug/L	ND	0.50	0.36	06/15/22 23:11	
Dibromochloromethane	ug/L	ND	0.50	0.36	06/15/22 23:11	
Dibromomethane	ug/L	ND	0.50	0.39	06/15/22 23:11	
Dichlorodifluoromethane	ug/L	ND	0.50	0.35	06/15/22 23:11	
Diisopropyl ether	ug/L	ND	0.50	0.31	06/15/22 23:11	

Results presented on this page are in the units indicated by the "Units" column except where an alternate unit is presented to the right of the result.

REPORT OF LABORATORY ANALYSIS

This report shall not be reproduced, except in full,
without the written consent of Pace Analytical Services, LLC.

Pace Analytical Services, LLC
9800 Kincey Ave. Suite 100
Huntersville, NC 28078
(704)875-9092

QUALITY CONTROL DATA

Project: 2020-L1-2448
Pace Project No.: 92609682

METHOD BLANK: 3676452 Matrix: Water
Associated Lab Samples: 92609682001

Parameter	Units	Blank Result	Reporting Limit	MDL	Analyzed	Qualifiers
Ethanol	ug/L	ND	200	72.2	06/15/22 23:11	
Ethylbenzene	ug/L	ND	0.50	0.30	06/15/22 23:11	
Hexachloro-1,3-butadiene	ug/L	ND	2.0	1.5	06/15/22 23:11	
Isopropylbenzene (Cumene)	ug/L	ND	0.50	0.33	06/15/22 23:11	
m&p-Xylene	ug/L	ND	1.0	0.71	06/15/22 23:11	
Methyl-tert-butyl ether	ug/L	ND	0.50	0.42	06/15/22 23:11	
Methylene Chloride	ug/L	ND	2.0	2.0	06/15/22 23:11	
n-Butylbenzene	ug/L	ND	0.50	0.49	06/15/22 23:11	
n-Propylbenzene	ug/L	ND	0.50	0.34	06/15/22 23:11	
Naphthalene	ug/L	ND	2.0	0.64	06/15/22 23:11	
o-Xylene	ug/L	ND	0.50	0.34	06/15/22 23:11	
sec-Butylbenzene	ug/L	ND	0.50	0.40	06/15/22 23:11	
Styrene	ug/L	ND	0.50	0.29	06/15/22 23:11	
tert-Butylbenzene	ug/L	ND	0.50	0.32	06/15/22 23:11	
Tetrachloroethene	ug/L	ND	0.50	0.29	06/15/22 23:11	
Toluene	ug/L	ND	0.50	0.48	06/15/22 23:11	
trans-1,2-Dichloroethene	ug/L	ND	0.50	0.40	06/15/22 23:11	
trans-1,3-Dichloropropene	ug/L	ND	0.50	0.36	06/15/22 23:11	
Trichloroethene	ug/L	ND	0.50	0.38	06/15/22 23:11	
Trichlorofluoromethane	ug/L	ND	1.0	0.30	06/15/22 23:11	
Vinyl chloride	ug/L	ND	1.0	0.39	06/15/22 23:11	
1,2-Dichloroethane-d4 (S)	%	75	70-130		06/15/22 23:11	
4-Bromofluorobenzene (S)	%	98	70-130		06/15/22 23:11	
Toluene-d8 (S)	%	101	70-130		06/15/22 23:11	

LABORATORY CONTROL SAMPLE: 3676453

Parameter	Units	Spike Conc.	LCS Result	LCS % Rec	% Rec Limits	Qualifiers
1,1,1,2-Tetrachloroethane	ug/L	50	50.6	101	60-140	
1,1,1-Trichloroethane	ug/L	50	44.3	89	60-140	
1,1,2,2-Tetrachloroethane	ug/L	50	43.7	87	60-140	
1,1,2-Trichloroethane	ug/L	50	48.2	96	60-140	
1,1-Dichloroethane	ug/L	50	40.9	82	60-140	
1,1-Dichloroethene	ug/L	50	44.9	90	60-140	
1,1-Dichloropropene	ug/L	50	42.8	86	60-140	
1,2,3-Trichlorobenzene	ug/L	50	56.6	113	60-140	
1,2,3-Trichloropropane	ug/L	50	43.4	87	60-140	
1,2,4-Trichlorobenzene	ug/L	50	53.6	107	60-140	
1,2,4-Trimethylbenzene	ug/L	50	48.3	97	60-140	
1,2-Dibromo-3-chloropropane	ug/L	50	46.8	94	60-140	
1,2-Dibromoethane (EDB)	ug/L	50	50.3	101	60-140	
1,2-Dichlorobenzene	ug/L	50	49.9	100	60-140	
1,2-Dichloroethane	ug/L	50	39.7	79	60-140	
1,2-Dichloropropane	ug/L	50	51.6	103	60-140	

Results presented on this page are in the units indicated by the "Units" column except where an alternate unit is presented to the right of the result.

REPORT OF LABORATORY ANALYSIS

This report shall not be reproduced, except in full,
without the written consent of Pace Analytical Services, LLC.

Pace Analytical Services, LLC
9800 Kincey Ave. Suite 100
Huntersville, NC 28078
(704)875-9092

QUALITY CONTROL DATA

Project: 2020-L1-2448
Pace Project No.: 92609682

LABORATORY CONTROL SAMPLE: 3676453

Parameter	Units	Spike Conc.	LCS Result	LCS % Rec	% Rec Limits	Qualifiers
1,3,5-Trimethylbenzene	ug/L	50	50.2	100	60-140	
1,3-Dichlorobenzene	ug/L	50	50.0	100	60-140	
1,3-Dichloropropane	ug/L	50	47.7	95	60-140	
1,4-Dichlorobenzene	ug/L	50	48.8	98	60-140	
2,2-Dichloropropane	ug/L	50	38.5	77	60-140	
2-Chlorotoluene	ug/L	50	46.5	93	60-140	
4-Chlorotoluene	ug/L	50	45.9	92	60-140	
Benzene	ug/L	50	45.5	91	60-140	
Bromobenzene	ug/L	50	48.9	98	60-140	
Bromochloromethane	ug/L	50	41.6	83	60-140	
Bromodichloromethane	ug/L	50	40.6	81	60-140	
Bromoform	ug/L	50	45.3	91	60-140	
Bromomethane	ug/L	50	34.3	69	60-140	
Carbon tetrachloride	ug/L	50	50.1	100	60-140	
Chlorobenzene	ug/L	50	49.8	100	60-140	
Chloroethane	ug/L	50	35.9	72	60-140	
Chloroform	ug/L	50	36.6	73	60-140	
Chloromethane	ug/L	50	52.3	105	60-140	
cis-1,2-Dichloroethene	ug/L	50	43.4	87	60-140	
cis-1,3-Dichloropropene	ug/L	50	47.3	95	60-140	
Dibromochloromethane	ug/L	50	47.1	94	60-140	
Dibromomethane	ug/L	50	49.9	100	60-140	
Dichlorodifluoromethane	ug/L	50	54.5	109	60-140	
Diisopropyl ether	ug/L	50	50.1	100	60-140	
Ethanol	ug/L	2000	2080	104	60-140	
Ethylbenzene	ug/L	50	47.4	95	60-140	
Hexachloro-1,3-butadiene	ug/L	50	58.1	116	60-140	
Isopropylbenzene (Cumene)	ug/L	50	49.3	99	60-140	
m&p-Xylene	ug/L	100	95.8	96	60-140	
Methyl-tert-butyl ether	ug/L	50	42.7	85	60-140	
Methylene Chloride	ug/L	50	39.8	80	60-140	
n-Butylbenzene	ug/L	50	49.3	99	60-140	
n-Propylbenzene	ug/L	50	46.5	93	60-140	
Naphthalene	ug/L	50	53.2	106	60-140	
o-Xylene	ug/L	50	48.1	96	60-140	
sec-Butylbenzene	ug/L	50	49.9	100	60-140	
Styrene	ug/L	50	48.9	98	60-140	
tert-Butylbenzene	ug/L	50	41.6	83	60-140	
Tetrachloroethene	ug/L	50	56.5	113	60-140	
Toluene	ug/L	50	45.6	91	60-140	
trans-1,2-Dichloroethene	ug/L	50	46.0	92	60-140	
trans-1,3-Dichloropropene	ug/L	50	45.4	91	60-140	
Trichloroethene	ug/L	50	57.0	114	60-140	
Trichlorofluoromethane	ug/L	50	41.7	83	60-140	
Vinyl chloride	ug/L	50	50.4	101	60-140	
1,2-Dichloroethane-d4 (S)	%			78	70-130	
4-Bromofluorobenzene (S)	%			94	70-130	

Results presented on this page are in the units indicated by the "Units" column except where an alternate unit is presented to the right of the result.

REPORT OF LABORATORY ANALYSIS

This report shall not be reproduced, except in full,
without the written consent of Pace Analytical Services, LLC.

Pace Analytical Services, LLC
9800 Kincey Ave. Suite 100
Huntersville, NC 28078
(704)875-9092

QUALITY CONTROL DATA

Project: 2020-L1-2448
Pace Project No.: 92609682

LABORATORY CONTROL SAMPLE: 3676453

Parameter	Units	Spike Conc.	LCS Result	LCS % Rec	% Rec Limits	Qualifiers
Toluene-d8 (S)	%			94	70-130	

MATRIX SPIKE & MATRIX SPIKE DUPLICATE: 3676454 3676455

Parameter	Units	92609283002 Result	MS Spike Conc.	MSD Spike Conc.	MS Result	MSD Result	MS % Rec	MSD % Rec	% Rec Limits	RPD	Max RPD	Qual
1,1,1,2-Tetrachloroethane	ug/L	ND	4000	4000	3750	3650	94	91	60-140	3	30	
1,1,1-Trichloroethane	ug/L	ND	4000	4000	3510	3440	88	86	60-140	2	30	
1,1,2,2-Tetrachloroethane	ug/L	ND	4000	4000	3300	3250	82	81	60-140	1	30	
1,1,2-Trichloroethane	ug/L	ND	4000	4000	3710	3620	93	90	60-140	2	30	
1,1-Dichloroethane	ug/L	ND	4000	4000	3460	3340	86	84	60-140	3	30	
1,1-Dichloroethene	ug/L	ND	4000	4000	3760	3620	94	91	60-140	4	30	
1,1-Dichloropropene	ug/L	ND	4000	4000	3400	3240	85	81	60-140	5	30	
1,2,3-Trichlorobenzene	ug/L	ND	4000	4000	3750	4070	94	102	60-140	8	30	
1,2,3-Trichloropropane	ug/L	ND	4000	4000	3350	3290	84	82	60-140	2	30	
1,2,4-Trichlorobenzene	ug/L	ND	4000	4000	3700	3960	92	99	60-140	7	30	
1,2,4-Trimethylbenzene	ug/L	1450	4000	4000	5310	5240	97	95	60-140	1	30	
1,2-Dibromo-3-chloropropane	ug/L	ND	4000	4000	3270	3240	82	81	60-140	1	30	
1,2-Dibromoethane (EDB)	ug/L	ND	4000	4000	3690	3630	92	91	60-140	2	30	
1,2-Dichlorobenzene	ug/L	ND	4000	4000	3870	3710	97	93	60-140	4	30	
1,2-Dichloroethane	ug/L	ND	4000	4000	3160	3080	79	77	60-140	3	30	
1,2-Dichloropropane	ug/L	ND	4000	4000	4010	3940	100	98	60-140	2	30	
1,3,5-Trimethylbenzene	ug/L	352	4000	4000	4330	4230	99	97	60-140	2	30	
1,3-Dichlorobenzene	ug/L	ND	4000	4000	3880	3820	97	95	60-140	2	30	
1,3-Dichloropropane	ug/L	ND	4000	4000	3600	3450	90	86	60-140	4	30	
1,4-Dichlorobenzene	ug/L	ND	4000	4000	3800	3810	95	95	60-140	0	30	
2,2-Dichloropropane	ug/L	ND	4000	4000	2390	2330	60	58	60-140	2	30	M1
2-Chlorotoluene	ug/L	ND	4000	4000	3620	3600	91	90	60-140	1	30	
4-Chlorotoluene	ug/L	ND	4000	4000	3660	3540	92	88	60-140	3	30	
Benzene	ug/L	3380	4000	4000	7440	7200	102	95	60-140	3	30	
Bromobenzene	ug/L	ND	4000	4000	3870	3820	97	95	60-140	1	30	
Bromochloromethane	ug/L	ND	4000	4000	3380	3320	85	83	60-140	2	30	
Bromodichloromethane	ug/L	ND	4000	4000	3070	3030	77	76	60-140	1	30	
Bromoform	ug/L	ND	4000	4000	3170	3130	79	78	60-140	1	30	
Bromomethane	ug/L	ND	4000	4000	2470	2670	62	67	60-140	8	30	
Carbon tetrachloride	ug/L	ND	4000	4000	3930	3910	98	98	60-140	1	30	
Chlorobenzene	ug/L	ND	4000	4000	3970	3820	99	96	60-140	4	30	
Chloroethane	ug/L	ND	4000	4000	3460	3330	86	83	60-140	4	30	
Chloroform	ug/L	ND	4000	4000	2650	2530	66	63	60-140	5	30	
Chloromethane	ug/L	ND	4000	4000	3960	3900	99	98	60-140	1	30	
cis-1,2-Dichloroethene	ug/L	ND	4000	4000	3590	3450	90	86	60-140	4	30	
cis-1,3-Dichloropropene	ug/L	ND	4000	4000	3360	3170	84	79	60-140	6	30	
Dibromochloromethane	ug/L	ND	4000	4000	3330	3290	83	82	60-140	1	30	
Dibromomethane	ug/L	ND	4000	4000	3970	3970	99	99	60-140	0	30	

Results presented on this page are in the units indicated by the "Units" column except where an alternate unit is presented to the right of the result.

REPORT OF LABORATORY ANALYSIS

This report shall not be reproduced, except in full,
without the written consent of Pace Analytical Services, LLC.

Pace Analytical Services, LLC
9800 Kincey Ave. Suite 100
Huntersville, NC 28078
(704)875-9092

QUALITY CONTROL DATA

Project: 2020-L1-2448
Pace Project No.: 92609682

MATRIX SPIKE & MATRIX SPIKE DUPLICATE: 3676454 3676455

Parameter	Units	92609283002 Result	MS Spike Conc.	MSD Spike Conc.	MS Result	MSD Result	MS % Rec	MSD % Rec	% Rec Limits	RPD	Max RPD	Qual
Dichlorodifluoromethane	ug/L	ND	4000	4000	3720	3540	93	88	60-140	5	30	
Diisopropyl ether	ug/L	264	4000	4000	3990	3830	93	89	60-140	4	30	
Ethanol	ug/L	ND	160000	160000	133000	134000	83	83	60-140	1	30	
Ethylbenzene	ug/L	1770	4000	4000	5640	5430	97	92	60-140	4	30	
Hexachloro-1,3-butadiene	ug/L	ND	4000	4000	4280	4270	107	107	60-140	0	30	
Isopropylbenzene (Cumene)	ug/L	71.6J	4000	4000	4070	3940	100	97	60-140	3	30	
m&p-Xylene	ug/L	8640	8000	8000	16700	16000	100	92	60-140	4	30	
Methyl-tert-butyl ether	ug/L	ND	4000	4000	3060	2940	75	72	60-140	4	30	
Methylene Chloride	ug/L	ND	4000	4000	2870	2750	72	69	60-140	4	30	
n-Butylbenzene	ug/L	ND	4000	4000	3630	3690	91	92	60-140	2	30	
n-Propylbenzene	ug/L	137	4000	4000	3800	3710	92	89	60-140	2	30	
Naphthalene	ug/L	473	4000	4000	4040	4280	89	95	60-140	6	30	
o-Xylene	ug/L	4530	4000	4000	8420	8210	97	92	60-140	2	30	
sec-Butylbenzene	ug/L	ND	4000	4000	3920	3930	98	98	60-140	0	30	
Styrene	ug/L	107	4000	4000	3940	3820	96	93	60-140	3	30	
tert-Butylbenzene	ug/L	ND	4000	4000	3320	3360	83	84	60-140	1	30	
Tetrachloroethene	ug/L	ND	4000	4000	4430	4210	111	105	60-140	5	30	
Toluene	ug/L	23700	4000	4000	26600	26000	71	58	60-140	2	30	M1
trans-1,2-Dichloroethene	ug/L	ND	4000	4000	3820	3660	96	91	60-140	4	30	
trans-1,3-Dichloropropene	ug/L	ND	4000	4000	3140	3040	78	76	60-140	3	30	
Trichloroethene	ug/L	ND	4000	4000	4480	4360	112	109	60-140	3	30	
Trichlorofluoromethane	ug/L	ND	4000	4000	3700	3480	92	87	60-140	6	30	
Vinyl chloride	ug/L	ND	4000	4000	3980	3800	100	95	60-140	5	30	
1,2-Dichloroethane-d4 (S)	%						80	83	70-130			
4-Bromofluorobenzene (S)	%						94	94	70-130			
Toluene-d8 (S)	%						95	95	70-130			

Results presented on this page are in the units indicated by the "Units" column except where an alternate unit is presented to the right of the result.

REPORT OF LABORATORY ANALYSIS

This report shall not be reproduced, except in full,
without the written consent of Pace Analytical Services, LLC.

Pace Analytical Services, LLC
9800 Kincey Ave. Suite 100
Huntersville, NC 28078
(704)875-9092

QUALIFIERS

Project: 2020-L1-2448
Pace Project No.: 92609682

DEFINITIONS

DF - Dilution Factor, if reported, represents the factor applied to the reported data due to dilution of the sample aliquot.

ND - Not Detected at or above adjusted reporting limit.

TNTC - Too Numerous To Count

J - Estimated concentration above the adjusted method detection limit and below the adjusted reporting limit.

MDL - Adjusted Method Detection Limit.

PQL - Practical Quantitation Limit.

RL - Reporting Limit - The lowest concentration value that meets project requirements for quantitative data with known precision and bias for a specific analyte in a specific matrix.

S - Surrogate

1,2-Diphenylhydrazine decomposes to and cannot be separated from Azobenzene using Method 8270. The result for each analyte is a combined concentration.

Consistent with EPA guidelines, unrounded data are displayed and have been used to calculate % recovery and RPD values.

LCS(D) - Laboratory Control Sample (Duplicate)

MS(D) - Matrix Spike (Duplicate)

DUP - Sample Duplicate

RPD - Relative Percent Difference

NC - Not Calculable.

SG - Silica Gel - Clean-Up

U - Indicates the compound was analyzed for, but not detected.

Acid preservation may not be appropriate for 2 Chloroethylvinyl ether.

A separate vial preserved to a pH of 4-5 is recommended in SW846 Chapter 4 for the analysis of Acrolein and Acrylonitrile by EPA Method 8260.

N-Nitrosodiphenylamine decomposes and cannot be separated from Diphenylamine using Method 8270. The result reported for each analyte is a combined concentration.

Reported results are not rounded until the final step prior to reporting. Therefore, calculated parameters that are typically reported as "Total" may vary slightly from the sum of the reported component parameters.

Pace Analytical is TNI accredited. Contact your Pace PM for the current list of accredited analytes.

TNI - The NELAC Institute.

ANALYTE QUALIFIERS

M1	Matrix spike recovery exceeded QC limits. Batch accepted based on laboratory control sample (LCS) recovery.
N2	The lab does not hold NELAC/TNI accreditation for this parameter but other accreditations/certifications may apply. A complete list of accreditations/certifications is available upon request.

This report shall not be reproduced, except in full,
without the written consent of Pace Analytical Services, LLC.

Pace Analytical Services, LLC
9800 Kincey Ave. Suite 100
Huntersville, NC 28078
(704)875-9092

QUALITY CONTROL DATA CROSS REFERENCE TABLE

Project: 2020-L1-2448
Pace Project No.: 92609682

Lab ID	Sample ID	QC Batch Method	QC Batch	Analytical Method	Analytical Batch
92609682001	**13800_HC_RD_20220614**	MADEP VPH	704421		
92609682001	**13800_HC_RD_20220614**	EPA 3010A	704819	EPA 6020B	704851
92609682001	**13800_HC_RD_20220614**	SM 6200B	704570		

This report shall not be reproduced, except in full,
without the written consent of Pace Analytical Services, LLC.

CHAIN-OF-CUSTODY Analytical Request Document

Pace Analytical

Chain-of-Custody is a LEGAL DOCUMENT - Complete all relevent fields

LAB U

WO# : 92609682

92609682

Number or

Company: Apex Companies

Billing Information:

Address:

Report To: Andrew Street

Email To: andrew.street@apexcos.com

Copy To:

Site Collection Info/Address: Huntersville Concord Rd

Customer Project Name/Number: 2020-LI-2448

State: NC County/City: Huntersville Time Zone Collected: [ ] PT [ ] MT [ ] CT [ ] ET

Phone:

Email:

Site/Facility ID #:

Compliance Monitoring? [ ] Yes [ ] No

Collected By (print): Vanessa Hunter

Purchase Order #:

Quote #:

DW PWS ID #:

DW Location Code:

Collected By (signature): VH

Turnaround Date Required: ASAP

Immediately Packed on Ice: [ ] Yes [ ] No

Sample Disposal: [ ] Dispose as appropriate [ ] Return [ ] Archive: _____ [ ] Hold: _____

Rush: [ ] Same Day [ ] Next Day [ ] 2 Day [ ] 3 Day [ ] 4 Day [ ] 5 Day (Expedite Charges Apply)

Field Filtered (if applicable): [ ] Yes [ ] No

Analysis: _____

* Matrix Codes (Insert in Matrix box below): Drinking Water (DW), Ground Water (GW), Wastewater (WW), Product (P), Soil/Solid (SL), Oil (OL), Wipe (WP), Air (AR), Tissue (TS), Bioassay (B), Vapor (V), Other (OT)

** Preservative Types: (1) nitric acid, (2) sulfuric acid, (3) hydrochloric acid, (4) sodium hydroxide, (5) zinc acetate, (6) methanol, (7) sodium bisulfate, (8) sodium thiosulfate, (9) hexane, (A) ascorbic acid, (B) ammonium sulfate, (C) ammonium hydroxide, (D) TSP, (U) Unpreserved, (O) Other _____

Customer Sample ID	Matrix *	Comp / Grab	Collected (or Composite Start) Date	Collected (or Composite Start) Time	Composite End Date	Composite End Time	Res Cl	# of Ctns	Analyses: VOCs 6200B	MADEP VPH	Lead	Lab Profile/Line
13800-Hc.Rd-202204	DW	G	6/14/22	1210	—	—	—	8	x	x	x	001

Lab Profile/Line:

Lab Sample Receipt Checklist:

Custody Seals Present/Intact	Y	N	NA
Custody Signatures Present	Y	N	NA
Collector Signature Present	Y	N	NA
Bottles Intact	Y	N	NA
Correct Bottles	Y	N	NA
Sufficient Volume	Y	N	NA
Samples Received on Ice	Y	N	NA
VOA - Headspace Acceptable	Y	N	NA
USDA Regulated Soils	Y	N	NA
Samples in Holding Time	Y	N	NA
Residual Chlorine Present	Y	N	NA
Cl Strips:			
Sample pH Acceptable	Y	N	NA
pH Strips: 223(9AV			
Sulfide Present	Y	N	NA
Lead Acetate Strips:			

LAB USE ONLY:

Lab Sample # / Comments:

92609682 (001)

Customer Remarks / Special Conditions / Possible Hazards:

Type of Ice Used: Wet Blue Dry None

Packing Material Used: bb

Radchem sample(s) screened (<500 cpm): Y N NA

SHORT HOLDS PRESENT (<72 hours): Y N N/A

Lab Tracking #: 2517698

Samples received via: FEDEX UPS Client Courier Pace Courier

Lab Sample Temperature Info:

Temp Blank Received: Y N NA

Therm ID#: 92704

Cooler 1 Temp Upon Receipt: 2.6 oC

Cooler 1 Therm Corr. Factor: 0 oC

Cooler 1 Corrected Temp: 2.6 oC

Comments:

Relinquished by/Company: (Signature)	Date/Time:	Received by/Company: (Signature)	Date/Time:
RB Apex	6/14/22 1412	KB PACE HVL	6/14/22 1412
Relinquished by/Company: (Signature)	Date/Time:	Received by/Company: (Signature)	Date/Time:
Relinquished by/Company: (Signature)	Date/Time:	Received by/Company: (Signature)	Date/Time:

MTJL LAB USE ONLY

Table #:

Acctnum:

Template:

Prelogin:

PM:

PB:

Trip Blank Received: Y N NA

HCL MeOH TSP Other

Non Conformance(s): YES / NO

Page: _____ of: _____

Pace Analytical Services, LLC
9800 Kincey Ave. Suite 100
Huntersville, NC 28078
(704)875-9092

June 21, 2022

Andrew Street
Apex Companies - NC
5900 Northwoods Business Pkwy
Suite 5900-0
Charlotte, NC 28269

RE: Project: 2020-L1-2448
Pace Project No.: 92609685

Dear Andrew Street:

Enclosed are the analytical results for sample(s) received by the laboratory on June 14, 2022. The results relate only to the samples included in this report. Results reported herein conform to the applicable TNI/NELAC Standards and the laboratory's Quality Manual, where applicable, unless otherwise noted in the body of the report.

The test results provided in this final report were generated by each of the following laboratories within the Pace Network:

- Pace Analytical Services - Asheville
- Pace Analytical Services - Charlotte

If you have any questions concerning this report, please feel free to contact me.

Sincerely,

Angela M. Baioni

Angela Baioni
angela.baioni@pacelabs.com
(704)875-9092
Project Manager

Enclosures

cc: J Culbreath, Colonial Pipeline Company
Naomi Fretz, APEX Companies, LLC
Robert Hughes, Colonial Pipeline
Jamie Moran, APEX Companies, LLC
Jeff Morrison, Colonial Pipeline Company
Tom Naumann, APEX Companies - NC
Joe Nicolette, Montrose-EPS
Kaitlyn Nootens, Apex Companies
Christopher Schultz, Apex Companies
Matt Teixeira, Apex Companies, LLC
Michael Verdon, Colonial Pipeline Company
JM Wyatt, Colonial Pipeline Company

This report shall not be reproduced, except in full,
without the written consent of Pace Analytical Services, LLC.

Pace Analytical Services, LLC
9800 Kincey Ave. Suite 100
Huntersville, NC 28078
(704)875-9092

CERTIFICATIONS

Project: 2020-L1-2448
Pace Project No.: 92609685

Pace Analytical Services Charlotte

South Carolina Laboratory ID: 99006
9800 Kincey Ave. Ste 100, Huntersville, NC 28078
North Carolina Drinking Water Certification #: 37706
North Carolina Field Services Certification #: 5342
North Carolina Wastewater Certification #: 12
South Carolina Laboratory ID: 99006
South Carolina Certification #: 99006001
South Carolina Drinking Water Cert. #: 99006003
Florida/NELAP Certification #: E87627
Kentucky UST Certification #: 84
Louisiana DoH Drinking Water #: LA029
Virginia/VELAP Certification #: 460221

Pace Analytical Services Asheville

2225 Riverside Drive, Asheville, NC 28804
Florida/NELAP Certification #: E87648
North Carolina Drinking Water Certification #: 37712
North Carolina Wastewater Certification #: 40
South Carolina Laboratory ID: 99030
South Carolina Certification #: 99030001
Virginia/VELAP Certification #: 460222

This report shall not be reproduced, except in full,
without the written consent of Pace Analytical Services, LLC.

Pace Analytical Services, LLC
9800 Kincey Ave. Suite 100
Huntersville, NC 28078
(704)875-9092

SAMPLE SUMMARY

Project: 2020-L1-2448
Pace Project No.: 92609685

Lab ID	Sample ID	Matrix	Date Collected	Date Received
92609685001	**13835_AC_RD_20220614**	Water	06/14/22 13:03	06/14/22 14:12

This report shall not be reproduced, except in full,
without the written consent of Pace Analytical Services, LLC.

Pace Analytical Services, LLC
9800 Kincey Ave. Suite 100
Huntersville, NC 28078
(704)875-9092

SAMPLE ANALYTE COUNT

Project: 2020-L1-2448
Pace Project No.: 92609685

Lab ID	Sample ID	Method	Analysts	Analytes Reported	Laboratory
92609685001	**13835_AC_RD_20220614**	MADEP VPH	MAD	6	PASI-C
		EPA 6020B	DBB1	1	PASI-A
		SM 6200B	SAS	64	PASI-C

PASI-A = Pace Analytical Services - Asheville
PASI-C = Pace Analytical Services - Charlotte

This report shall not be reproduced, except in full,
without the written consent of Pace Analytical Services, LLC.

Pace Analytical Services, LLC
9800 Kincey Ave. Suite 100
Huntersville, NC 28078
(704)875-9092

ANALYTICAL RESULTS

Project: 2020-L1-2448
Pace Project No.: 92609685

Sample: 13835_AC_RD_20220614 **Lab ID: 92609685001** Collected: 06/14/22 13:03 Received: 06/14/22 14:12 Matrix: Water

Parameters	Results	Units	Report Limit	MDL	DF	Prepared	Analyzed	CAS No.	Qual
VPH NC Water	Analytical Method: MADEP VPH Pace Analytical Services - Charlotte								
Total VPH (C5-C12)	ND	ug/L	50.0	50.0	1		06/15/22 00:40		N2
Aliphatic (C05-C08)	ND	ug/L	50.0	50.0	1		06/15/22 00:40		N2
Aliphatic(C09-C12) Adjusted	ND	ug/L	50.0	50.0	1		06/15/22 00:40		N2
Aromatic (C09-C10)	ND	ug/L	50.0	50.0	1		06/15/22 00:40		N2
Surrogates									
4-Bromofluorobenzene (FID) (S)	98	%	70-130		1		06/15/22 00:40	460-00-4	
4-Bromofluorobenzene (PID) (S)	82	%	70-130		1		06/15/22 00:40	460-00-4	
6020 MET ICPMS	Analytical Method: EPA 6020B Preparation Method: EPA 3010A Pace Analytical Services - Asheville								
Lead	**2.0**	ug/L	1.0	0.077	1	06/16/22 00:03	06/17/22 01:32	7439-92-1	
6200B MSV	Analytical Method: SM 6200B Pace Analytical Services - Charlotte								
Benzene	ND	ug/L	0.50	0.34	1		06/16/22 00:59	71-43-2	
Bromobenzene	ND	ug/L	0.50	0.29	1		06/16/22 00:59	108-86-1	
Bromochloromethane	ND	ug/L	0.50	0.47	1		06/16/22 00:59	74-97-5	
Bromodichloromethane	ND	ug/L	0.50	0.31	1		06/16/22 00:59	75-27-4	
Bromoform	ND	ug/L	0.50	0.34	1		06/16/22 00:59	75-25-2	
Bromomethane	ND	ug/L	5.0	1.7	1		06/16/22 00:59	74-83-9	
n-Butylbenzene	ND	ug/L	0.50	0.49	1		06/16/22 00:59	104-51-8	
sec-Butylbenzene	ND	ug/L	0.50	0.40	1		06/16/22 00:59	135-98-8	
tert-Butylbenzene	ND	ug/L	0.50	0.32	1		06/16/22 00:59	98-06-6	
Carbon tetrachloride	ND	ug/L	0.50	0.33	1		06/16/22 00:59	56-23-5	
Chlorobenzene	ND	ug/L	0.50	0.28	1		06/16/22 00:59	108-90-7	
Chloroethane	ND	ug/L	1.0	0.65	1		06/16/22 00:59	75-00-3	
Chloroform	ND	ug/L	0.50	0.43	1		06/16/22 00:59	67-66-3	
Chloromethane	ND	ug/L	1.0	0.54	1		06/16/22 00:59	74-87-3	
2-Chlorotoluene	ND	ug/L	0.50	0.32	1		06/16/22 00:59	95-49-8	
4-Chlorotoluene	ND	ug/L	0.50	0.32	1		06/16/22 00:59	106-43-4	
1,2-Dibromo-3-chloropropane	ND	ug/L	1.0	0.34	1		06/16/22 00:59	96-12-8	
Dibromochloromethane	ND	ug/L	0.50	0.36	1		06/16/22 00:59	124-48-1	
1,2-Dibromoethane (EDB)	ND	ug/L	0.50	0.27	1		06/16/22 00:59	106-93-4	
Dibromomethane	ND	ug/L	0.50	0.39	1		06/16/22 00:59	74-95-3	
1,2-Dichlorobenzene	ND	ug/L	0.50	0.34	1		06/16/22 00:59	95-50-1	
1,3-Dichlorobenzene	ND	ug/L	0.50	0.34	1		06/16/22 00:59	541-73-1	
1,4-Dichlorobenzene	ND	ug/L	0.50	0.33	1		06/16/22 00:59	106-46-7	
Dichlorodifluoromethane	ND	ug/L	0.50	0.35	1		06/16/22 00:59	75-71-8	
1,1-Dichloroethane	ND	ug/L	0.50	0.37	1		06/16/22 00:59	75-34-3	
1,2-Dichloroethane	ND	ug/L	0.50	0.32	1		06/16/22 00:59	107-06-2	
1,1-Dichloroethene	ND	ug/L	0.50	0.35	1		06/16/22 00:59	75-35-4	
cis-1,2-Dichloroethene	ND	ug/L	0.50	0.38	1		06/16/22 00:59	156-59-2	
trans-1,2-Dichloroethene	ND	ug/L	0.50	0.40	1		06/16/22 00:59	156-60-5	
1,2-Dichloropropane	ND	ug/L	0.50	0.36	1		06/16/22 00:59	78-87-5	
1,3-Dichloropropane	ND	ug/L	0.50	0.28	1		06/16/22 00:59	142-28-9	

REPORT OF LABORATORY ANALYSIS

This report shall not be reproduced, except in full,
without the written consent of Pace Analytical Services, LLC.

Pace Analytical Services, LLC
9800 Kincey Ave. Suite 100
Huntersville, NC 28078
(704)875-9092

ANALYTICAL RESULTS

Project: 2020-L1-2448
Pace Project No.: 92609685

Sample: 13835_AC_RD_20220614 **Lab ID: 92609685001** Collected: 06/14/22 13:03 Received: 06/14/22 14:12 Matrix: Water

Parameters	Results	Units	Report Limit	MDL	DF	Prepared	Analyzed	CAS No.	Qual
6200B MSV	Analytical Method: SM 6200B Pace Analytical Services - Charlotte								
2,2-Dichloropropane	ND	ug/L	0.50	0.39	1		06/16/22 00:59	594-20-7	
1,1-Dichloropropene	ND	ug/L	0.50	0.43	1		06/16/22 00:59	563-58-6	
cis-1,3-Dichloropropene	ND	ug/L	0.50	0.36	1		06/16/22 00:59	10061-01-5	
trans-1,3-Dichloropropene	ND	ug/L	0.50	0.36	1		06/16/22 00:59	10061-02-6	
Diisopropyl ether	ND	ug/L	0.50	0.31	1		06/16/22 00:59	108-20-3	
Ethanol	ND	ug/L	200	72.2	1		06/16/22 00:59	64-17-5	
Ethylbenzene	ND	ug/L	0.50	0.30	1		06/16/22 00:59	100-41-4	
Hexachloro-1,3-butadiene	ND	ug/L	2.0	1.5	1		06/16/22 00:59	87-68-3	
Isopropylbenzene (Cumene)	ND	ug/L	0.50	0.33	1		06/16/22 00:59	98-82-8	
Methylene Chloride	ND	ug/L	2.0	2.0	1		06/16/22 00:59	75-09-2	
Methyl-tert-butyl ether	ND	ug/L	0.50	0.42	1		06/16/22 00:59	1634-04-4	
Naphthalene	ND	ug/L	2.0	0.64	1		06/16/22 00:59	91-20-3	
n-Propylbenzene	ND	ug/L	0.50	0.34	1		06/16/22 00:59	103-65-1	
Styrene	ND	ug/L	0.50	0.29	1		06/16/22 00:59	100-42-5	
1,1,1,2-Tetrachloroethane	ND	ug/L	0.50	0.31	1		06/16/22 00:59	630-20-6	
1,1,2,2-Tetrachloroethane	ND	ug/L	0.50	0.22	1		06/16/22 00:59	79-34-5	
Tetrachloroethene	ND	ug/L	0.50	0.29	1		06/16/22 00:59	127-18-4	
Toluene	ND	ug/L	0.50	0.48	1		06/16/22 00:59	108-88-3	
1,2,3-Trichlorobenzene	ND	ug/L	2.0	0.81	1		06/16/22 00:59	87-61-6	
1,2,4-Trichlorobenzene	ND	ug/L	2.0	0.64	1		06/16/22 00:59	120-82-1	
1,1,1-Trichloroethane	ND	ug/L	0.50	0.33	1		06/16/22 00:59	71-55-6	
1,1,2-Trichloroethane	ND	ug/L	0.50	0.32	1		06/16/22 00:59	79-00-5	
Trichloroethene	ND	ug/L	0.50	0.38	1		06/16/22 00:59	79-01-6	
Trichlorofluoromethane	ND	ug/L	1.0	0.30	1		06/16/22 00:59	75-69-4	
1,2,3-Trichloropropane	ND	ug/L	0.50	0.26	1		06/16/22 00:59	96-18-4	
1,2,4-Trimethylbenzene	ND	ug/L	0.50	0.50	1		06/16/22 00:59	95-63-6	
1,3,5-Trimethylbenzene	ND	ug/L	0.50	0.33	1		06/16/22 00:59	108-67-8	
Vinyl chloride	ND	ug/L	1.0	0.39	1		06/16/22 00:59	75-01-4	
m&p-Xylene	ND	ug/L	1.0	0.71	1		06/16/22 00:59	179601-23-1	
o-Xylene	ND	ug/L	0.50	0.34	1		06/16/22 00:59	95-47-6	
Surrogates									
1,2-Dichloroethane-d4 (S)	75	%	70-130		1		06/16/22 00:59	17060-07-0	
4-Bromofluorobenzene (S)	97	%	70-130		1		06/16/22 00:59	460-00-4	
Toluene-d8 (S)	100	%	70-130		1		06/16/22 00:59	2037-26-5	

REPORT OF LABORATORY ANALYSIS

This report shall not be reproduced, except in full,
without the written consent of Pace Analytical Services, LLC.

Pace Analytical Services, LLC
9800 Kincey Ave. Suite 100
Huntersville, NC 28078
(704)875-9092

QUALITY CONTROL DATA

Project: 2020-L1-2448
Pace Project No.: 92609685

QC Batch: 704421
QC Batch Method: MADEP VPH
Analysis Method: MADEP VPH
Analysis Description: VPH NC Water
Laboratory: Pace Analytical Services - Charlotte
Associated Lab Samples: 92609685001

METHOD BLANK: 3675860 Matrix: Water
Associated Lab Samples: 92609685001

Parameter	Units	Blank Result	Reporting Limit	MDL	Analyzed	Qualifiers
Aliphatic (C05-C08)	ug/L	ND	50.0	50.0	06/14/22 15:03	N2
Aromatic (C09-C10)	ug/L	ND	50.0	50.0	06/14/22 15:03	N2
4-Bromofluorobenzene (FID) (S)	%	95	70-130		06/14/22 15:03	
4-Bromofluorobenzene (PID) (S)	%	82	70-130		06/14/22 15:03	

LABORATORY CONTROL SAMPLE & LCSD: 3675861 3675862

Parameter	Units	Spike Conc.	LCS Result	LCSD Result	LCS % Rec	LCSD % Rec	% Rec Limits	RPD	Max RPD	Qualifiers
Aliphatic (C05-C08)	ug/L	300	300	294	100	98	70-130	2	25	N2
Aromatic (C09-C10)	ug/L	100	94.1	92.3	94	92	70-130	2	25	N2
4-Bromofluorobenzene (FID) (S)	%				98	100	70-130			
4-Bromofluorobenzene (PID) (S)	%				84	86	70-130			

Results presented on this page are in the units indicated by the "Units" column except where an alternate unit is presented to the right of the result.

REPORT OF LABORATORY ANALYSIS

This report shall not be reproduced, except in full,
without the written consent of Pace Analytical Services, LLC.

Pace Analytical Services, LLC
9800 Kincey Ave. Suite 100
Huntersville, NC 28078
(704)875-9092

QUALITY CONTROL DATA

Project: 2020-L1-2448
Pace Project No.: 92609685

QC Batch: 704819
QC Batch Method: EPA 3010A
Analysis Method: EPA 6020B
Analysis Description: 6020 MET
Laboratory: Pace Analytical Services - Asheville
Associated Lab Samples: 92609685001

METHOD BLANK: 3677819 Matrix: Water
Associated Lab Samples: 92609685001

Parameter	Units	Blank Result	Reporting Limit	MDL	Analyzed	Qualifiers
Lead	ug/L	ND	1.0	0.077	06/17/22 12:44	

LABORATORY CONTROL SAMPLE: 3677820

Parameter	Units	Spike Conc.	LCS Result	LCS % Rec	% Rec Limits	Qualifiers
Lead	ug/L	50	48.3	97	80-120	

MATRIX SPIKE & MATRIX SPIKE DUPLICATE: 3677821 3677822

Parameter	Units	92606390001 Result	MS Spike Conc.	MSD Spike Conc.	MS Result	MSD Result	MS % Rec	MSD % Rec	% Rec Limits	RPD	Max RPD	Qual
Lead	ug/L	1.1	50	50	50.9	50.5	100	99	75-125	1	20	

Results presented on this page are in the units indicated by the "Units" column except where an alternate unit is presented to the right of the result.

REPORT OF LABORATORY ANALYSIS

This report shall not be reproduced, except in full,
without the written consent of Pace Analytical Services, LLC.

Pace Analytical Services, LLC
9800 Kincey Ave. Suite 100
Huntersville, NC 28078
(704)875-9092

QUALITY CONTROL DATA

Project: 2020-L1-2448
Pace Project No.: 92609685

QC Batch: 704570
QC Batch Method: SM 6200B
Analysis Method: SM 6200B
Analysis Description: 6200B MSV
Laboratory: Pace Analytical Services - Charlotte

Associated Lab Samples: 92609685001

METHOD BLANK: 3676452 Matrix: Water
Associated Lab Samples: 92609685001

Parameter	Units	Blank Result	Reporting Limit	MDL	Analyzed	Qualifiers
1,1,1,2-Tetrachloroethane	ug/L	ND	0.50	0.31	06/15/22 23:11	
1,1,1-Trichloroethane	ug/L	ND	0.50	0.33	06/15/22 23:11	
1,1,2,2-Tetrachloroethane	ug/L	ND	0.50	0.22	06/15/22 23:11	
1,1,2-Trichloroethane	ug/L	ND	0.50	0.32	06/15/22 23:11	
1,1-Dichloroethane	ug/L	ND	0.50	0.37	06/15/22 23:11	
1,1-Dichloroethene	ug/L	ND	0.50	0.35	06/15/22 23:11	
1,1-Dichloropropene	ug/L	ND	0.50	0.43	06/15/22 23:11	
1,2,3-Trichlorobenzene	ug/L	ND	2.0	0.81	06/15/22 23:11	
1,2,3-Trichloropropane	ug/L	ND	0.50	0.26	06/15/22 23:11	
1,2,4-Trichlorobenzene	ug/L	ND	2.0	0.64	06/15/22 23:11	
1,2,4-Trimethylbenzene	ug/L	ND	0.50	0.50	06/15/22 23:11	
1,2-Dibromo-3-chloropropane	ug/L	ND	1.0	0.34	06/15/22 23:11	
1,2-Dibromoethane (EDB)	ug/L	ND	0.50	0.27	06/15/22 23:11	
1,2-Dichlorobenzene	ug/L	ND	0.50	0.34	06/15/22 23:11	
1,2-Dichloroethane	ug/L	ND	0.50	0.32	06/15/22 23:11	
1,2-Dichloropropane	ug/L	ND	0.50	0.36	06/15/22 23:11	
1,3,5-Trimethylbenzene	ug/L	ND	0.50	0.33	06/15/22 23:11	
1,3-Dichlorobenzene	ug/L	ND	0.50	0.34	06/15/22 23:11	
1,3-Dichloropropane	ug/L	ND	0.50	0.28	06/15/22 23:11	
1,4-Dichlorobenzene	ug/L	ND	0.50	0.33	06/15/22 23:11	
2,2-Dichloropropane	ug/L	ND	0.50	0.39	06/15/22 23:11	
2-Chlorotoluene	ug/L	ND	0.50	0.32	06/15/22 23:11	
4-Chlorotoluene	ug/L	ND	0.50	0.32	06/15/22 23:11	
Benzene	ug/L	ND	0.50	0.34	06/15/22 23:11	
Bromobenzene	ug/L	ND	0.50	0.29	06/15/22 23:11	
Bromochloromethane	ug/L	ND	0.50	0.47	06/15/22 23:11	
Bromodichloromethane	ug/L	ND	0.50	0.31	06/15/22 23:11	
Bromoform	ug/L	ND	0.50	0.34	06/15/22 23:11	
Bromomethane	ug/L	ND	5.0	1.7	06/15/22 23:11	
Carbon tetrachloride	ug/L	ND	0.50	0.33	06/15/22 23:11	
Chlorobenzene	ug/L	ND	0.50	0.28	06/15/22 23:11	
Chloroethane	ug/L	ND	1.0	0.65	06/15/22 23:11	
Chloroform	ug/L	ND	0.50	0.43	06/15/22 23:11	
Chloromethane	ug/L	ND	1.0	0.54	06/15/22 23:11	
cis-1,2-Dichloroethene	ug/L	ND	0.50	0.38	06/15/22 23:11	
cis-1,3-Dichloropropene	ug/L	ND	0.50	0.36	06/15/22 23:11	
Dibromochloromethane	ug/L	ND	0.50	0.36	06/15/22 23:11	
Dibromomethane	ug/L	ND	0.50	0.39	06/15/22 23:11	
Dichlorodifluoromethane	ug/L	ND	0.50	0.35	06/15/22 23:11	
Diisopropyl ether	ug/L	ND	0.50	0.31	06/15/22 23:11	

Results presented on this page are in the units indicated by the "Units" column except where an alternate unit is presented to the right of the result.

REPORT OF LABORATORY ANALYSIS

This report shall not be reproduced, except in full,
without the written consent of Pace Analytical Services, LLC.

Pace Analytical Services, LLC
9800 Kincey Ave. Suite 100
Huntersville, NC 28078
(704)875-9092

QUALITY CONTROL DATA

Project: 2020-L1-2448
Pace Project No.: 92609685

METHOD BLANK: 3676452 Matrix: Water
Associated Lab Samples: 92609685001

Parameter	Units	Blank Result	Reporting Limit	MDL	Analyzed	Qualifiers
Ethanol	ug/L	ND	200	72.2	06/15/22 23:11	
Ethylbenzene	ug/L	ND	0.50	0.30	06/15/22 23:11	
Hexachloro-1,3-butadiene	ug/L	ND	2.0	1.5	06/15/22 23:11	
Isopropylbenzene (Cumene)	ug/L	ND	0.50	0.33	06/15/22 23:11	
m&p-Xylene	ug/L	ND	1.0	0.71	06/15/22 23:11	
Methyl-tert-butyl ether	ug/L	ND	0.50	0.42	06/15/22 23:11	
Methylene Chloride	ug/L	ND	2.0	2.0	06/15/22 23:11	
n-Butylbenzene	ug/L	ND	0.50	0.49	06/15/22 23:11	
n-Propylbenzene	ug/L	ND	0.50	0.34	06/15/22 23:11	
Naphthalene	ug/L	ND	2.0	0.64	06/15/22 23:11	
o-Xylene	ug/L	ND	0.50	0.34	06/15/22 23:11	
sec-Butylbenzene	ug/L	ND	0.50	0.40	06/15/22 23:11	
Styrene	ug/L	ND	0.50	0.29	06/15/22 23:11	
tert-Butylbenzene	ug/L	ND	0.50	0.32	06/15/22 23:11	
Tetrachloroethene	ug/L	ND	0.50	0.29	06/15/22 23:11	
Toluene	ug/L	ND	0.50	0.48	06/15/22 23:11	
trans-1,2-Dichloroethene	ug/L	ND	0.50	0.40	06/15/22 23:11	
trans-1,3-Dichloropropene	ug/L	ND	0.50	0.36	06/15/22 23:11	
Trichloroethene	ug/L	ND	0.50	0.38	06/15/22 23:11	
Trichlorofluoromethane	ug/L	ND	1.0	0.30	06/15/22 23:11	
Vinyl chloride	ug/L	ND	1.0	0.39	06/15/22 23:11	
1,2-Dichloroethane-d4 (S)	%	75	70-130		06/15/22 23:11	
4-Bromofluorobenzene (S)	%	98	70-130		06/15/22 23:11	
Toluene-d8 (S)	%	101	70-130		06/15/22 23:11	

LABORATORY CONTROL SAMPLE: 3676453

Parameter	Units	Spike Conc.	LCS Result	LCS % Rec	% Rec Limits	Qualifiers
1,1,1,2-Tetrachloroethane	ug/L	50	50.6	101	60-140	
1,1,1-Trichloroethane	ug/L	50	44.3	89	60-140	
1,1,2,2-Tetrachloroethane	ug/L	50	43.7	87	60-140	
1,1,2-Trichloroethane	ug/L	50	48.2	96	60-140	
1,1-Dichloroethane	ug/L	50	40.9	82	60-140	
1,1-Dichloroethene	ug/L	50	44.9	90	60-140	
1,1-Dichloropropene	ug/L	50	42.8	86	60-140	
1,2,3-Trichlorobenzene	ug/L	50	56.6	113	60-140	
1,2,3-Trichloropropane	ug/L	50	43.4	87	60-140	
1,2,4-Trichlorobenzene	ug/L	50	53.6	107	60-140	
1,2,4-Trimethylbenzene	ug/L	50	48.3	97	60-140	
1,2-Dibromo-3-chloropropane	ug/L	50	46.8	94	60-140	
1,2-Dibromoethane (EDB)	ug/L	50	50.3	101	60-140	
1,2-Dichlorobenzene	ug/L	50	49.9	100	60-140	
1,2-Dichloroethane	ug/L	50	39.7	79	60-140	
1,2-Dichloropropane	ug/L	50	51.6	103	60-140	

Results presented on this page are in the units indicated by the "Units" column except where an alternate unit is presented to the right of the result.

REPORT OF LABORATORY ANALYSIS

This report shall not be reproduced, except in full,
without the written consent of Pace Analytical Services, LLC.

Pace Analytical Services, LLC
9800 Kincey Ave. Suite 100
Huntersville, NC 28078
(704)875-9092

QUALITY CONTROL DATA

Project: 2020-L1-2448
Pace Project No.: 92609685

LABORATORY CONTROL SAMPLE: 3676453

Parameter	Units	Spike Conc.	LCS Result	LCS % Rec	% Rec Limits	Qualifiers
1,3,5-Trimethylbenzene	ug/L	50	50.2	100	60-140	
1,3-Dichlorobenzene	ug/L	50	50.0	100	60-140	
1,3-Dichloropropane	ug/L	50	47.7	95	60-140	
1,4-Dichlorobenzene	ug/L	50	48.8	98	60-140	
2,2-Dichloropropane	ug/L	50	38.5	77	60-140	
2-Chlorotoluene	ug/L	50	46.5	93	60-140	
4-Chlorotoluene	ug/L	50	45.9	92	60-140	
Benzene	ug/L	50	45.5	91	60-140	
Bromobenzene	ug/L	50	48.9	98	60-140	
Bromochloromethane	ug/L	50	41.6	83	60-140	
Bromodichloromethane	ug/L	50	40.6	81	60-140	
Bromoform	ug/L	50	45.3	91	60-140	
Bromomethane	ug/L	50	34.3	69	60-140	
Carbon tetrachloride	ug/L	50	50.1	100	60-140	
Chlorobenzene	ug/L	50	49.8	100	60-140	
Chloroethane	ug/L	50	35.9	72	60-140	
Chloroform	ug/L	50	36.6	73	60-140	
Chloromethane	ug/L	50	52.3	105	60-140	
cis-1,2-Dichloroethene	ug/L	50	43.4	87	60-140	
cis-1,3-Dichloropropene	ug/L	50	47.3	95	60-140	
Dibromochloromethane	ug/L	50	47.1	94	60-140	
Dibromomethane	ug/L	50	49.9	100	60-140	
Dichlorodifluoromethane	ug/L	50	54.5	109	60-140	
Diisopropyl ether	ug/L	50	50.1	100	60-140	
Ethanol	ug/L	2000	2080	104	60-140	
Ethylbenzene	ug/L	50	47.4	95	60-140	
Hexachloro-1,3-butadiene	ug/L	50	58.1	116	60-140	
Isopropylbenzene (Cumene)	ug/L	50	49.3	99	60-140	
m&p-Xylene	ug/L	100	95.8	96	60-140	
Methyl-tert-butyl ether	ug/L	50	42.7	85	60-140	
Methylene Chloride	ug/L	50	39.8	80	60-140	
n-Butylbenzene	ug/L	50	49.3	99	60-140	
n-Propylbenzene	ug/L	50	46.5	93	60-140	
Naphthalene	ug/L	50	53.2	106	60-140	
o-Xylene	ug/L	50	48.1	96	60-140	
sec-Butylbenzene	ug/L	50	49.9	100	60-140	
Styrene	ug/L	50	48.9	98	60-140	
tert-Butylbenzene	ug/L	50	41.6	83	60-140	
Tetrachloroethene	ug/L	50	56.5	113	60-140	
Toluene	ug/L	50	45.6	91	60-140	
trans-1,2-Dichloroethene	ug/L	50	46.0	92	60-140	
trans-1,3-Dichloropropene	ug/L	50	45.4	91	60-140	
Trichloroethene	ug/L	50	57.0	114	60-140	
Trichlorofluoromethane	ug/L	50	41.7	83	60-140	
Vinyl chloride	ug/L	50	50.4	101	60-140	
1,2-Dichloroethane-d4 (S)	%			78	70-130	
4-Bromofluorobenzene (S)	%			94	70-130	

Results presented on this page are in the units indicated by the "Units" column except where an alternate unit is presented to the right of the result.

REPORT OF LABORATORY ANALYSIS

This report shall not be reproduced, except in full,
without the written consent of Pace Analytical Services, LLC.

Pace Analytical Services, LLC
9800 Kincey Ave. Suite 100
Huntersville, NC 28078
(704)875-9092

QUALITY CONTROL DATA

Project: 2020-L1-2448
Pace Project No.: 92609685

LABORATORY CONTROL SAMPLE: 3676453

Parameter	Units	Spike Conc.	LCS Result	LCS % Rec	% Rec Limits	Qualifiers
Toluene-d8 (S)	%			94	70-130	

MATRIX SPIKE & MATRIX SPIKE DUPLICATE: 3676454 3676455

Parameter	Units	92609283002 Result	MS Spike Conc.	MSD Spike Conc.	MS Result	MSD Result	MS % Rec	MSD % Rec	% Rec Limits	RPD	Max RPD	Qual
1,1,1,2-Tetrachloroethane	ug/L	ND	4000	4000	3750	3650	94	91	60-140	3	30	
1,1,1-Trichloroethane	ug/L	ND	4000	4000	3510	3440	88	86	60-140	2	30	
1,1,2,2-Tetrachloroethane	ug/L	ND	4000	4000	3300	3250	82	81	60-140	1	30	
1,1,2-Trichloroethane	ug/L	ND	4000	4000	3710	3620	93	90	60-140	2	30	
1,1-Dichloroethane	ug/L	ND	4000	4000	3460	3340	86	84	60-140	3	30	
1,1-Dichloroethene	ug/L	ND	4000	4000	3760	3620	94	91	60-140	4	30	
1,1-Dichloropropene	ug/L	ND	4000	4000	3400	3240	85	81	60-140	5	30	
1,2,3-Trichlorobenzene	ug/L	ND	4000	4000	3750	4070	94	102	60-140	8	30	
1,2,3-Trichloropropane	ug/L	ND	4000	4000	3350	3290	84	82	60-140	2	30	
1,2,4-Trichlorobenzene	ug/L	ND	4000	4000	3700	3960	92	99	60-140	7	30	
1,2,4-Trimethylbenzene	ug/L	1450	4000	4000	5310	5240	97	95	60-140	1	30	
1,2-Dibromo-3-chloropropane	ug/L	ND	4000	4000	3270	3240	82	81	60-140	1	30	
1,2-Dibromoethane (EDB)	ug/L	ND	4000	4000	3690	3630	92	91	60-140	2	30	
1,2-Dichlorobenzene	ug/L	ND	4000	4000	3870	3710	97	93	60-140	4	30	
1,2-Dichloroethane	ug/L	ND	4000	4000	3160	3080	79	77	60-140	3	30	
1,2-Dichloropropane	ug/L	ND	4000	4000	4010	3940	100	98	60-140	2	30	
1,3,5-Trimethylbenzene	ug/L	352	4000	4000	4330	4230	99	97	60-140	2	30	
1,3-Dichlorobenzene	ug/L	ND	4000	4000	3880	3820	97	95	60-140	2	30	
1,3-Dichloropropane	ug/L	ND	4000	4000	3600	3450	90	86	60-140	4	30	
1,4-Dichlorobenzene	ug/L	ND	4000	4000	3800	3810	95	95	60-140	0	30	
2,2-Dichloropropane	ug/L	ND	4000	4000	2390	2330	60	58	60-140	2	30	M1
2-Chlorotoluene	ug/L	ND	4000	4000	3620	3600	91	90	60-140	1	30	
4-Chlorotoluene	ug/L	ND	4000	4000	3660	3540	92	88	60-140	3	30	
Benzene	ug/L	3380	4000	4000	7440	7200	102	95	60-140	3	30	
Bromobenzene	ug/L	ND	4000	4000	3870	3820	97	95	60-140	1	30	
Bromochloromethane	ug/L	ND	4000	4000	3380	3320	85	83	60-140	2	30	
Bromodichloromethane	ug/L	ND	4000	4000	3070	3030	77	76	60-140	1	30	
Bromoform	ug/L	ND	4000	4000	3170	3130	79	78	60-140	1	30	
Bromomethane	ug/L	ND	4000	4000	2470	2670	62	67	60-140	8	30	
Carbon tetrachloride	ug/L	ND	4000	4000	3930	3910	98	98	60-140	1	30	
Chlorobenzene	ug/L	ND	4000	4000	3970	3820	99	96	60-140	4	30	
Chloroethane	ug/L	ND	4000	4000	3460	3330	86	83	60-140	4	30	
Chloroform	ug/L	ND	4000	4000	2650	2530	66	63	60-140	5	30	
Chloromethane	ug/L	ND	4000	4000	3960	3900	99	98	60-140	1	30	
cis-1,2-Dichloroethene	ug/L	ND	4000	4000	3590	3450	90	86	60-140	4	30	
cis-1,3-Dichloropropene	ug/L	ND	4000	4000	3360	3170	84	79	60-140	6	30	
Dibromochloromethane	ug/L	ND	4000	4000	3330	3290	83	82	60-140	1	30	
Dibromomethane	ug/L	ND	4000	4000	3970	3970	99	99	60-140	0	30	

Results presented on this page are in the units indicated by the "Units" column except where an alternate unit is presented to the right of the result.

REPORT OF LABORATORY ANALYSIS

This report shall not be reproduced, except in full,
without the written consent of Pace Analytical Services, LLC.

Pace Analytical Services, LLC
9800 Kincey Ave. Suite 100
Huntersville, NC 28078
(704)875-9092

QUALITY CONTROL DATA

Project: 2020-L1-2448
Pace Project No.: 92609685

MATRIX SPIKE & MATRIX SPIKE DUPLICATE: 3676454 3676455

Parameter	Units	92609283002 Result	MS Spike Conc.	MSD Spike Conc.	MS Result	MSD Result	MS % Rec	MSD % Rec	% Rec Limits	RPD	Max RPD	Qual
Dichlorodifluoromethane	ug/L	ND	4000	4000	3720	3540	93	88	60-140	5	30	
Diisopropyl ether	ug/L	264	4000	4000	3990	3830	93	89	60-140	4	30	
Ethanol	ug/L	ND	160000	160000	133000	134000	83	83	60-140	1	30	
Ethylbenzene	ug/L	1770	4000	4000	5640	5430	97	92	60-140	4	30	
Hexachloro-1,3-butadiene	ug/L	ND	4000	4000	4280	4270	107	107	60-140	0	30	
Isopropylbenzene (Cumene)	ug/L	71.6J	4000	4000	4070	3940	100	97	60-140	3	30	
m&p-Xylene	ug/L	8640	8000	8000	16700	16000	100	92	60-140	4	30	
Methyl-tert-butyl ether	ug/L	ND	4000	4000	3060	2940	75	72	60-140	4	30	
Methylene Chloride	ug/L	ND	4000	4000	2870	2750	72	69	60-140	4	30	
n-Butylbenzene	ug/L	ND	4000	4000	3630	3690	91	92	60-140	2	30	
n-Propylbenzene	ug/L	137	4000	4000	3800	3710	92	89	60-140	2	30	
Naphthalene	ug/L	473	4000	4000	4040	4280	89	95	60-140	6	30	
o-Xylene	ug/L	4530	4000	4000	8420	8210	97	92	60-140	2	30	
sec-Butylbenzene	ug/L	ND	4000	4000	3920	3930	98	98	60-140	0	30	
Styrene	ug/L	107	4000	4000	3940	3820	96	93	60-140	3	30	
tert-Butylbenzene	ug/L	ND	4000	4000	3320	3360	83	84	60-140	1	30	
Tetrachloroethene	ug/L	ND	4000	4000	4430	4210	111	105	60-140	5	30	
Toluene	ug/L	23700	4000	4000	26600	26000	71	58	60-140	2	30	M1
trans-1,2-Dichloroethene	ug/L	ND	4000	4000	3820	3660	96	91	60-140	4	30	
trans-1,3-Dichloropropene	ug/L	ND	4000	4000	3140	3040	78	76	60-140	3	30	
Trichloroethene	ug/L	ND	4000	4000	4480	4360	112	109	60-140	3	30	
Trichlorofluoromethane	ug/L	ND	4000	4000	3700	3480	92	87	60-140	6	30	
Vinyl chloride	ug/L	ND	4000	4000	3980	3800	100	95	60-140	5	30	
1,2-Dichloroethane-d4 (S)	%						80	83	70-130			
4-Bromofluorobenzene (S)	%						94	94	70-130			
Toluene-d8 (S)	%						95	95	70-130			

Results presented on this page are in the units indicated by the "Units" column except where an alternate unit is presented to the right of the result.

REPORT OF LABORATORY ANALYSIS

This report shall not be reproduced, except in full,
without the written consent of Pace Analytical Services, LLC.

Pace Analytical Services, LLC
9800 Kincey Ave. Suite 100
Huntersville, NC 28078
(704)875-9092

QUALIFIERS

Project: 2020-L1-2448
Pace Project No.: 92609685

DEFINITIONS

DF - Dilution Factor, if reported, represents the factor applied to the reported data due to dilution of the sample aliquot.

ND - Not Detected at or above adjusted reporting limit.

TNTC - Too Numerous To Count

J - Estimated concentration above the adjusted method detection limit and below the adjusted reporting limit.

MDL - Adjusted Method Detection Limit.

PQL - Practical Quantitation Limit.

RL - Reporting Limit - The lowest concentration value that meets project requirements for quantitative data with known precision and bias for a specific analyte in a specific matrix.

S - Surrogate

1,2-Diphenylhydrazine decomposes to and cannot be separated from Azobenzene using Method 8270. The result for each analyte is a combined concentration.

Consistent with EPA guidelines, unrounded data are displayed and have been used to calculate % recovery and RPD values.

LCS(D) - Laboratory Control Sample (Duplicate)

MS(D) - Matrix Spike (Duplicate)

DUP - Sample Duplicate

RPD - Relative Percent Difference

NC - Not Calculable.

SG - Silica Gel - Clean-Up

U - Indicates the compound was analyzed for, but not detected.

Acid preservation may not be appropriate for 2 Chloroethylvinyl ether.

A separate vial preserved to a pH of 4-5 is recommended in SW846 Chapter 4 for the analysis of Acrolein and Acrylonitrile by EPA Method 8260.

N-Nitrosodiphenylamine decomposes and cannot be separated from Diphenylamine using Method 8270. The result reported for each analyte is a combined concentration.

Reported results are not rounded until the final step prior to reporting. Therefore, calculated parameters that are typically reported as "Total" may vary slightly from the sum of the reported component parameters.

Pace Analytical is TNI accredited. Contact your Pace PM for the current list of accredited analytes.

TNI - The NELAC Institute.

ANALYTE QUALIFIERS

M1	Matrix spike recovery exceeded QC limits. Batch accepted based on laboratory control sample (LCS) recovery.
N2	The lab does not hold NELAC/TNI accreditation for this parameter but other accreditations/certifications may apply. A complete list of accreditations/certifications is available upon request.

This report shall not be reproduced, except in full,
without the written consent of Pace Analytical Services, LLC.

Pace Analytical Services, LLC
9800 Kincey Ave. Suite 100
Huntersville, NC 28078
(704)875-9092

QUALITY CONTROL DATA CROSS REFERENCE TABLE

Project: 2020-L1-2448
Pace Project No.: 92609685

Lab ID	Sample ID	QC Batch Method	QC Batch	Analytical Method	Analytical Batch
92609685001	**13835_AC_RD_20220614**	MADEP VPH	704421		
92609685001	**13835_AC_RD_20220614**	EPA 3010A	704819	EPA 6020B	704851
92609685001	**13835_AC_RD_20220614**	SM 6200B	704570		

This report shall not be reproduced, except in full,
without the written consent of Pace Analytical Services, LLC.

Pace Analytical

CHAIN-OF-CUSTODY Analytical Request Document

Chain-of-Custody is a LEGAL DOCUMENT - Complete all relevent fields

LAB U WO# : 92609685

92609685

Number or

Company: Apex Companies

Address:

Billing Information:

Report To: Andrew Street

Email To: andrew.street@apexcos.com

Copy To:

Site Collection Info/Address: Asbury Chapel Rd

Customer Project Name/Number: 2020-L1-2448

State: NC County/City: Antersville Time Zone Collected: [ ] PT [ ] MT [ ] CT [ ] ET

Phone:
Email:

Site/Facility ID #:

Compliance Monitoring? [ ] Yes [ ] No

Collected By (print): Vanessa Hunter

Purchase Order #:
Quote #:

DW PWS ID #:
DW Location Code:

Collected By (signature):

Turnaround Date Required:

Immediately Packed on Ice: [ ] Yes [ ] No

Sample Disposal:
[ ] Dispose as appropriate [ ] Return
[ ] Archive: _____
[ ] Hold: _____

Rush:
[ ] Same Day [ ] Next Day
[ ] 2 Day [ ] 3 Day [ ] 4 Day [ ] 5 Day
(Expedite Charges Apply)

Field Filtered (if applicable): [ ] Yes [ ] No
Analysis: _____

Container Preservative Type **

Lab Project Manager:

** Preservative Types: (1) nitric acid, (2) sulfuric acid, (3) hydrochloric acid, (4) sodium hydroxide, (5) zinc acetate, (6) methanol, (7) sodium bisulfate, (8) sodium thiosulfate, (9) hexane, (A) ascorbic acid, (B) ammonium sulfate, (C) ammonium hydroxide, (D) TSP, (U) Unpreserved, (O) Other _____

Analyses

Lab Profile/Line:

Lab Sample Receipt Checklist:

Custody Seals Present/Intact Y N NA
Custody Signatures Present Y N NA
Collector Signature Present Y N NA
Bottles Intact Y N NA
Correct Bottles Y N NA
Sufficient Volume Y N NA
Samples Received on Ice Y N NA
VOA - Headspace Acceptable Y N NA
USDA Regulated Soils Y N NA
Samples in Holding Time Y N NA
Residual Chlorine Present Y N NA
Cl Strips: _____
Sample pH Acceptable Y N NA
pH Strips: 223819AU
Sulfide Present Y N NA
Lead Acetate Strips: _____

LAB USE ONLY:
Lab Sample # / Comments:

92609685

* Matrix Codes (Insert in Matrix box below): Drinking Water (DW), Ground Water (GW), Wastewater (WW), Product (P), Soil/Solid (SL), Oil (OL), Wipe (WP), Air (AR), Tissue (TS), Bioassay (B), Vapor (V), Other (OT)

Customer Sample ID	Matrix *	Comp / Grab	Collected (or Composite Start) Date	Collected (or Composite Start) Time	Composite End Date	Composite End Time	Res Cl	# of Ctns	VOCS 6200B	MADEP VPH	head								Lab Sample # / Comments
13835_AC_Rd_20220614	DW	G	6/14/22	1313	—	—	—	8	X	X	Y								001

Customer Remarks / Special Conditions / Possible Hazards:

Type of Ice Used: Wet Blue Dry None

Packing Material Used: Lb

Radchem sample(s) screened (<500 cpm): Y N NA

SHORT HOLDS PRESENT (<72 hours): Y N N/A

Lab Tracking #: 2621013

Samples received via: FEDEX UPS Client Courier Pace Courier

Lab Sample Temperature Info:
Temp Blank Received: Y N NA
Therm ID#: 927064
Cooler 1 Temp Upon Receipt: 2.6 oC
Cooler 1 Therm Corr. Factor: 0 oC
Cooler 1 Corrected Temp: 2.0 oC
Comments:

Relinquished by/Company: (Signature)	Date/Time:	Received by/Company: (Signature)	Date/Time:
Apex	6/14/22 1412	KB/PACE HVL	6/14/22 1412
Relinquished by/Company: (Signature)	Date/Time:	Received by/Company: (Signature)	Date/Time:
Relinquished by/Company: (Signature)	Date/Time:	Received by/Company: (Signature)	Date/Time:

MTJL LAB USE ONLY
Table #:
Acctnum:
Template:
Prelogin:
PM:
PB:

Trip Blank Received: Y N NA
HCL MeOH TSP Other

Non Conformance(s): YES / NO

Page: _____
of: _____

Pace Analytical Services, LLC
9800 Kincey Ave. Suite 100
Huntersville, NC 28078
(704)875-9092

June 21, 2022

Andrew Street
Apex Companies - NC
5900 Northwoods Business Pkwy
Suite 5900-0
Charlotte, NC 28269

RE: Project: 2020-L1-2448
Pace Project No.: 92609687

Dear Andrew Street:

Enclosed are the analytical results for sample(s) received by the laboratory on June 14, 2022. The results relate only to the samples included in this report. Results reported herein conform to the applicable TNI/NELAC Standards and the laboratory's Quality Manual, where applicable, unless otherwise noted in the body of the report.

The test results provided in this final report were generated by each of the following laboratories within the Pace Network:

- Pace Analytical Services - Asheville
- Pace Analytical Services - Charlotte

If you have any questions concerning this report, please feel free to contact me.

Sincerely,

Angela M. Baioni

Angela Baioni
angela.baioni@pacelabs.com
(704)875-9092
Project Manager

Enclosures

cc: J Culbreath, Colonial Pipeline Company
Naomi Fretz, APEX Companies, LLC
Robert Hughes, Colonial Pipeline
Jamie Moran, APEX Companies, LLC
Jeff Morrison, Colonial Pipeline Company
Tom Naumann, APEX Companies - NC
Joe Nicolette, Montrose-EPS
Kaitlyn Nootens, Apex Companies
Christopher Schultz, Apex Companies
Matt Teixeira, Apex Companies, LLC
Michael Verdon, Colonial Pipeline Company
JM Wyatt, Colonial Pipeline Company

REPORT OF LABORATORY ANALYSIS

This report shall not be reproduced, except in full,
without the written consent of Pace Analytical Services, LLC.

Pace Analytical Services, LLC
9800 Kincey Ave. Suite 100
Huntersville, NC 28078
(704)875-9092

CERTIFICATIONS

Project: 2020-L1-2448
Pace Project No.: 92609687

Pace Analytical Services Charlotte

South Carolina Laboratory ID: 99006
9800 Kincey Ave. Ste 100, Huntersville, NC 28078
North Carolina Drinking Water Certification #: 37706
North Carolina Field Services Certification #: 5342
North Carolina Wastewater Certification #: 12
South Carolina Laboratory ID: 99006
South Carolina Certification #: 99006001
South Carolina Drinking Water Cert. #: 99006003
Florida/NELAP Certification #: E87627
Kentucky UST Certification #: 84
Louisiana DoH Drinking Water #: LA029
Virginia/VELAP Certification #: 460221

Pace Analytical Services Asheville

2225 Riverside Drive, Asheville, NC 28804
Florida/NELAP Certification #: E87648
North Carolina Drinking Water Certification #: 37712
North Carolina Wastewater Certification #: 40
South Carolina Laboratory ID: 99030
South Carolina Certification #: 99030001
Virginia/VELAP Certification #: 460222

This report shall not be reproduced, except in full,
without the written consent of Pace Analytical Services, LLC.

Pace Analytical Services, LLC
9800 Kincey Ave. Suite 100
Huntersville, NC 28078
(704)875-9092

SAMPLE SUMMARY

Project: 2020-L1-2448
Pace Project No.: 92609687

Lab ID	Sample ID	Matrix	Date Collected	Date Received
92609687001	**DUP-1**	Water	06/14/22 00:00	06/14/22 14:12
92609687002	**FB-1**	Water	06/14/22 00:00	06/14/22 14:12
92609687003	**TRIP BLANK**	Water	06/14/22 00:00	06/14/22 14:12

REPORT OF LABORATORY ANALYSIS

This report shall not be reproduced, except in full,
without the written consent of Pace Analytical Services, LLC.

Pace Analytical Services, LLC
9800 Kincey Ave. Suite 100
Huntersville, NC 28078
(704)875-9092

SAMPLE ANALYTE COUNT

Project: 2020-L1-2448
Pace Project No.: 92609687

Lab ID	Sample ID	Method	Analysts	Analytes Reported	Laboratory
92609687001	**DUP-1**	MADEP VPH	MAD	6	PASI-C
		EPA 6020B	DBB1	1	PASI-A
		SM 6200B	SAS	64	PASI-C
92609687002	**FB-1**	MADEP VPH	MAD	6	PASI-C
		EPA 6020B	DBB1	1	PASI-A
		SM 6200B	SAS	64	PASI-C
92609687003	**TRIP BLANK**	MADEP VPH	MAD	6	PASI-C
		SM 6200B	SAS	64	PASI-C

PASI-A = Pace Analytical Services - Asheville
PASI-C = Pace Analytical Services - Charlotte

This report shall not be reproduced, except in full,
without the written consent of Pace Analytical Services, LLC.

Pace Analytical Services, LLC
9800 Kincey Ave. Suite 100
Huntersville, NC 28078
(704)875-9092

ANALYTICAL RESULTS

Project: 2020-L1-2448
Pace Project No.: 92609687

Sample: DUP-1 **Lab ID: 92609687001** Collected: 06/14/22 00:00 Received: 06/14/22 14:12 Matrix: Water

Parameters	Results	Units	Report Limit	MDL	DF	Prepared	Analyzed	CAS No.	Qual
VPH NC Water	Analytical Method: MADEP VPH Pace Analytical Services - Charlotte								
Total VPH (C5-C12)	ND	ug/L	50.0	50.0	1		06/15/22 01:09		N2
Aliphatic (C05-C08)	ND	ug/L	50.0	50.0	1		06/15/22 01:09		N2
Aliphatic(C09-C12) Adjusted	ND	ug/L	50.0	50.0	1		06/15/22 01:09		N2
Aromatic (C09-C10)	ND	ug/L	50.0	50.0	1		06/15/22 01:09		N2
Surrogates									
4-Bromofluorobenzene (FID) (S)	101	%	70-130		1		06/15/22 01:09	460-00-4	
4-Bromofluorobenzene (PID) (S)	85	%	70-130		1		06/15/22 01:09	460-00-4	
6020 MET ICPMS	Analytical Method: EPA 6020B Preparation Method: EPA 3010A Pace Analytical Services - Asheville								
Lead	**20.4**	ug/L	1.0	0.077	1	06/16/22 00:03	06/17/22 01:35	7439-92-1	
6200B MSV	Analytical Method: SM 6200B Pace Analytical Services - Charlotte								
Benzene	ND	ug/L	0.50	0.34	1		06/16/22 01:17	71-43-2	
Bromobenzene	ND	ug/L	0.50	0.29	1		06/16/22 01:17	108-86-1	
Bromochloromethane	ND	ug/L	0.50	0.47	1		06/16/22 01:17	74-97-5	
Bromodichloromethane	ND	ug/L	0.50	0.31	1		06/16/22 01:17	75-27-4	
Bromoform	ND	ug/L	0.50	0.34	1		06/16/22 01:17	75-25-2	
Bromomethane	ND	ug/L	5.0	1.7	1		06/16/22 01:17	74-83-9	
n-Butylbenzene	ND	ug/L	0.50	0.49	1		06/16/22 01:17	104-51-8	
sec-Butylbenzene	ND	ug/L	0.50	0.40	1		06/16/22 01:17	135-98-8	
tert-Butylbenzene	ND	ug/L	0.50	0.32	1		06/16/22 01:17	98-06-6	
Carbon tetrachloride	ND	ug/L	0.50	0.33	1		06/16/22 01:17	56-23-5	
Chlorobenzene	ND	ug/L	0.50	0.28	1		06/16/22 01:17	108-90-7	
Chloroethane	ND	ug/L	1.0	0.65	1		06/16/22 01:17	75-00-3	
Chloroform	ND	ug/L	0.50	0.43	1		06/16/22 01:17	67-66-3	
Chloromethane	ND	ug/L	1.0	0.54	1		06/16/22 01:17	74-87-3	
2-Chlorotoluene	ND	ug/L	0.50	0.32	1		06/16/22 01:17	95-49-8	
4-Chlorotoluene	ND	ug/L	0.50	0.32	1		06/16/22 01:17	106-43-4	
1,2-Dibromo-3-chloropropane	ND	ug/L	1.0	0.34	1		06/16/22 01:17	96-12-8	
Dibromochloromethane	ND	ug/L	0.50	0.36	1		06/16/22 01:17	124-48-1	
1,2-Dibromoethane (EDB)	ND	ug/L	0.50	0.27	1		06/16/22 01:17	106-93-4	
Dibromomethane	ND	ug/L	0.50	0.39	1		06/16/22 01:17	74-95-3	
1,2-Dichlorobenzene	ND	ug/L	0.50	0.34	1		06/16/22 01:17	95-50-1	
1,3-Dichlorobenzene	ND	ug/L	0.50	0.34	1		06/16/22 01:17	541-73-1	
1,4-Dichlorobenzene	ND	ug/L	0.50	0.33	1		06/16/22 01:17	106-46-7	
Dichlorodifluoromethane	ND	ug/L	0.50	0.35	1		06/16/22 01:17	75-71-8	
1,1-Dichloroethane	ND	ug/L	0.50	0.37	1		06/16/22 01:17	75-34-3	
1,2-Dichloroethane	ND	ug/L	0.50	0.32	1		06/16/22 01:17	107-06-2	
1,1-Dichloroethene	ND	ug/L	0.50	0.35	1		06/16/22 01:17	75-35-4	
cis-1,2-Dichloroethene	ND	ug/L	0.50	0.38	1		06/16/22 01:17	156-59-2	
trans-1,2-Dichloroethene	ND	ug/L	0.50	0.40	1		06/16/22 01:17	156-60-5	
1,2-Dichloropropane	ND	ug/L	0.50	0.36	1		06/16/22 01:17	78-87-5	
1,3-Dichloropropane	ND	ug/L	0.50	0.28	1		06/16/22 01:17	142-28-9	

REPORT OF LABORATORY ANALYSIS

This report shall not be reproduced, except in full,
without the written consent of Pace Analytical Services, LLC.

Pace Analytical Services, LLC
9800 Kincey Ave. Suite 100
Huntersville, NC 28078
(704)875-9092

ANALYTICAL RESULTS

Project: 2020-L1-2448
Pace Project No.: 92609687

Sample: DUP-1 **Lab ID: 92609687001** Collected: 06/14/22 00:00 Received: 06/14/22 14:12 Matrix: Water

Parameters	Results	Units	Report Limit	MDL	DF	Prepared	Analyzed	CAS No.	Qual
6200B MSV	Analytical Method: SM 6200B Pace Analytical Services - Charlotte								
2,2-Dichloropropane	ND	ug/L	0.50	0.39	1		06/16/22 01:17	594-20-7	
1,1-Dichloropropene	ND	ug/L	0.50	0.43	1		06/16/22 01:17	563-58-6	
cis-1,3-Dichloropropene	ND	ug/L	0.50	0.36	1		06/16/22 01:17	10061-01-5	
trans-1,3-Dichloropropene	ND	ug/L	0.50	0.36	1		06/16/22 01:17	10061-02-6	
Diisopropyl ether	ND	ug/L	0.50	0.31	1		06/16/22 01:17	108-20-3	
Ethanol	ND	ug/L	200	72.2	1		06/16/22 01:17	64-17-5	
Ethylbenzene	ND	ug/L	0.50	0.30	1		06/16/22 01:17	100-41-4	
Hexachloro-1,3-butadiene	ND	ug/L	2.0	1.5	1		06/16/22 01:17	87-68-3	
Isopropylbenzene (Cumene)	ND	ug/L	0.50	0.33	1		06/16/22 01:17	98-82-8	
Methylene Chloride	ND	ug/L	2.0	2.0	1		06/16/22 01:17	75-09-2	
Methyl-tert-butyl ether	ND	ug/L	0.50	0.42	1		06/16/22 01:17	1634-04-4	
Naphthalene	ND	ug/L	2.0	0.64	1		06/16/22 01:17	91-20-3	
n-Propylbenzene	ND	ug/L	0.50	0.34	1		06/16/22 01:17	103-65-1	
Styrene	ND	ug/L	0.50	0.29	1		06/16/22 01:17	100-42-5	
1,1,1,2-Tetrachloroethane	ND	ug/L	0.50	0.31	1		06/16/22 01:17	630-20-6	
1,1,2,2-Tetrachloroethane	ND	ug/L	0.50	0.22	1		06/16/22 01:17	79-34-5	
Tetrachloroethene	ND	ug/L	0.50	0.29	1		06/16/22 01:17	127-18-4	
Toluene	ND	ug/L	0.50	0.48	1		06/16/22 01:17	108-88-3	
1,2,3-Trichlorobenzene	ND	ug/L	2.0	0.81	1		06/16/22 01:17	87-61-6	
1,2,4-Trichlorobenzene	ND	ug/L	2.0	0.64	1		06/16/22 01:17	120-82-1	
1,1,1-Trichloroethane	ND	ug/L	0.50	0.33	1		06/16/22 01:17	71-55-6	
1,1,2-Trichloroethane	ND	ug/L	0.50	0.32	1		06/16/22 01:17	79-00-5	
Trichloroethene	ND	ug/L	0.50	0.38	1		06/16/22 01:17	79-01-6	
Trichlorofluoromethane	ND	ug/L	1.0	0.30	1		06/16/22 01:17	75-69-4	
1,2,3-Trichloropropane	ND	ug/L	0.50	0.26	1		06/16/22 01:17	96-18-4	
1,2,4-Trimethylbenzene	ND	ug/L	0.50	0.50	1		06/16/22 01:17	95-63-6	
1,3,5-Trimethylbenzene	ND	ug/L	0.50	0.33	1		06/16/22 01:17	108-67-8	
Vinyl chloride	ND	ug/L	1.0	0.39	1		06/16/22 01:17	75-01-4	
m&p-Xylene	ND	ug/L	1.0	0.71	1		06/16/22 01:17	179601-23-1	
o-Xylene	ND	ug/L	0.50	0.34	1		06/16/22 01:17	95-47-6	
Surrogates									
1,2-Dichloroethane-d4 (S)	75	%	70-130		1		06/16/22 01:17	17060-07-0	
4-Bromofluorobenzene (S)	96	%	70-130		1		06/16/22 01:17	460-00-4	
Toluene-d8 (S)	101	%	70-130		1		06/16/22 01:17	2037-26-5	

REPORT OF LABORATORY ANALYSIS

This report shall not be reproduced, except in full,
without the written consent of Pace Analytical Services, LLC.

Pace Analytical Services, LLC
9800 Kincey Ave. Suite 100
Huntersville, NC 28078
(704)875-9092

ANALYTICAL RESULTS

Project: 2020-L1-2448
Pace Project No.: 92609687

Sample: FB-1 **Lab ID: 92609687002** Collected: 06/14/22 00:00 Received: 06/14/22 14:12 Matrix: Water

Parameters	Results	Units	Report Limit	MDL	DF	Prepared	Analyzed	CAS No.	Qual
VPH NC Water	Analytical Method: MADEP VPH Pace Analytical Services - Charlotte								
Total VPH (C5-C12)	ND	ug/L	50.0	50.0	1		06/14/22 22:16		N2
Aliphatic (C05-C08)	ND	ug/L	50.0	50.0	1		06/14/22 22:16		N2
Aliphatic(C09-C12) Adjusted	ND	ug/L	50.0	50.0	1		06/14/22 22:16		N2
Aromatic (C09-C10)	ND	ug/L	50.0	50.0	1		06/14/22 22:16		N2
Surrogates									
4-Bromofluorobenzene (FID) (S)	100	%	70-130		1		06/14/22 22:16	460-00-4	
4-Bromofluorobenzene (PID) (S)	85	%	70-130		1		06/14/22 22:16	460-00-4	
6020 MET ICPMS	Analytical Method: EPA 6020B Preparation Method: EPA 3010A Pace Analytical Services - Asheville								
Lead	ND	ug/L	1.0	0.077	1	06/16/22 00:03	06/17/22 01:39	7439-92-1	
6200B MSV	Analytical Method: SM 6200B Pace Analytical Services - Charlotte								
Benzene	ND	ug/L	0.50	0.34	1		06/15/22 23:47	71-43-2	
Bromobenzene	ND	ug/L	0.50	0.29	1		06/15/22 23:47	108-86-1	
Bromochloromethane	ND	ug/L	0.50	0.47	1		06/15/22 23:47	74-97-5	
Bromodichloromethane	ND	ug/L	0.50	0.31	1		06/15/22 23:47	75-27-4	
Bromoform	ND	ug/L	0.50	0.34	1		06/15/22 23:47	75-25-2	
Bromomethane	ND	ug/L	5.0	1.7	1		06/15/22 23:47	74-83-9	
n-Butylbenzene	ND	ug/L	0.50	0.49	1		06/15/22 23:47	104-51-8	
sec-Butylbenzene	ND	ug/L	0.50	0.40	1		06/15/22 23:47	135-98-8	
tert-Butylbenzene	ND	ug/L	0.50	0.32	1		06/15/22 23:47	98-06-6	
Carbon tetrachloride	ND	ug/L	0.50	0.33	1		06/15/22 23:47	56-23-5	
Chlorobenzene	ND	ug/L	0.50	0.28	1		06/15/22 23:47	108-90-7	
Chloroethane	ND	ug/L	1.0	0.65	1		06/15/22 23:47	75-00-3	
Chloroform	ND	ug/L	0.50	0.43	1		06/15/22 23:47	67-66-3	
Chloromethane	ND	ug/L	1.0	0.54	1		06/15/22 23:47	74-87-3	
2-Chlorotoluene	ND	ug/L	0.50	0.32	1		06/15/22 23:47	95-49-8	
4-Chlorotoluene	ND	ug/L	0.50	0.32	1		06/15/22 23:47	106-43-4	
1,2-Dibromo-3-chloropropane	ND	ug/L	1.0	0.34	1		06/15/22 23:47	96-12-8	
Dibromochloromethane	ND	ug/L	0.50	0.36	1		06/15/22 23:47	124-48-1	
1,2-Dibromoethane (EDB)	ND	ug/L	0.50	0.27	1		06/15/22 23:47	106-93-4	
Dibromomethane	ND	ug/L	0.50	0.39	1		06/15/22 23:47	74-95-3	
1,2-Dichlorobenzene	ND	ug/L	0.50	0.34	1		06/15/22 23:47	95-50-1	
1,3-Dichlorobenzene	ND	ug/L	0.50	0.34	1		06/15/22 23:47	541-73-1	
1,4-Dichlorobenzene	ND	ug/L	0.50	0.33	1		06/15/22 23:47	106-46-7	
Dichlorodifluoromethane	ND	ug/L	0.50	0.35	1		06/15/22 23:47	75-71-8	
1,1-Dichloroethane	ND	ug/L	0.50	0.37	1		06/15/22 23:47	75-34-3	
1,2-Dichloroethane	ND	ug/L	0.50	0.32	1		06/15/22 23:47	107-06-2	
1,1-Dichloroethene	ND	ug/L	0.50	0.35	1		06/15/22 23:47	75-35-4	
cis-1,2-Dichloroethene	ND	ug/L	0.50	0.38	1		06/15/22 23:47	156-59-2	
trans-1,2-Dichloroethene	ND	ug/L	0.50	0.40	1		06/15/22 23:47	156-60-5	
1,2-Dichloropropane	ND	ug/L	0.50	0.36	1		06/15/22 23:47	78-87-5	
1,3-Dichloropropane	ND	ug/L	0.50	0.28	1		06/15/22 23:47	142-28-9	

REPORT OF LABORATORY ANALYSIS

This report shall not be reproduced, except in full,
without the written consent of Pace Analytical Services, LLC.

Pace Analytical Services, LLC
9800 Kincey Ave. Suite 100
Huntersville, NC 28078
(704)875-9092

ANALYTICAL RESULTS

Project: 2020-L1-2448
Pace Project No.: 92609687

Sample: FB-1 **Lab ID: 92609687002** Collected: 06/14/22 00:00 Received: 06/14/22 14:12 Matrix: Water

Parameters	Results	Units	Report Limit	MDL	DF	Prepared	Analyzed	CAS No.	Qual
6200B MSV	Analytical Method: SM 6200B Pace Analytical Services - Charlotte								
2,2-Dichloropropane	ND	ug/L	0.50	0.39	1		06/15/22 23:47	594-20-7	
1,1-Dichloropropene	ND	ug/L	0.50	0.43	1		06/15/22 23:47	563-58-6	
cis-1,3-Dichloropropene	ND	ug/L	0.50	0.36	1		06/15/22 23:47	10061-01-5	
trans-1,3-Dichloropropene	ND	ug/L	0.50	0.36	1		06/15/22 23:47	10061-02-6	
Diisopropyl ether	ND	ug/L	0.50	0.31	1		06/15/22 23:47	108-20-3	
Ethanol	ND	ug/L	200	72.2	1		06/15/22 23:47	64-17-5	
Ethylbenzene	ND	ug/L	0.50	0.30	1		06/15/22 23:47	100-41-4	
Hexachloro-1,3-butadiene	ND	ug/L	2.0	1.5	1		06/15/22 23:47	87-68-3	
Isopropylbenzene (Cumene)	ND	ug/L	0.50	0.33	1		06/15/22 23:47	98-82-8	
Methylene Chloride	ND	ug/L	2.0	2.0	1		06/15/22 23:47	75-09-2	
Methyl-tert-butyl ether	ND	ug/L	0.50	0.42	1		06/15/22 23:47	1634-04-4	
Naphthalene	ND	ug/L	2.0	0.64	1		06/15/22 23:47	91-20-3	
n-Propylbenzene	ND	ug/L	0.50	0.34	1		06/15/22 23:47	103-65-1	
Styrene	ND	ug/L	0.50	0.29	1		06/15/22 23:47	100-42-5	
1,1,1,2-Tetrachloroethane	ND	ug/L	0.50	0.31	1		06/15/22 23:47	630-20-6	
1,1,2,2-Tetrachloroethane	ND	ug/L	0.50	0.22	1		06/15/22 23:47	79-34-5	
Tetrachloroethene	ND	ug/L	0.50	0.29	1		06/15/22 23:47	127-18-4	
Toluene	ND	ug/L	0.50	0.48	1		06/15/22 23:47	108-88-3	
1,2,3-Trichlorobenzene	ND	ug/L	2.0	0.81	1		06/15/22 23:47	87-61-6	
1,2,4-Trichlorobenzene	ND	ug/L	2.0	0.64	1		06/15/22 23:47	120-82-1	
1,1,1-Trichloroethane	ND	ug/L	0.50	0.33	1		06/15/22 23:47	71-55-6	
1,1,2-Trichloroethane	ND	ug/L	0.50	0.32	1		06/15/22 23:47	79-00-5	
Trichloroethene	ND	ug/L	0.50	0.38	1		06/15/22 23:47	79-01-6	
Trichlorofluoromethane	ND	ug/L	1.0	0.30	1		06/15/22 23:47	75-69-4	
1,2,3-Trichloropropane	ND	ug/L	0.50	0.26	1		06/15/22 23:47	96-18-4	
1,2,4-Trimethylbenzene	ND	ug/L	0.50	0.50	1		06/15/22 23:47	95-63-6	
1,3,5-Trimethylbenzene	ND	ug/L	0.50	0.33	1		06/15/22 23:47	108-67-8	
Vinyl chloride	ND	ug/L	1.0	0.39	1		06/15/22 23:47	75-01-4	
m&p-Xylene	ND	ug/L	1.0	0.71	1		06/15/22 23:47	179601-23-1	
o-Xylene	ND	ug/L	0.50	0.34	1		06/15/22 23:47	95-47-6	
Surrogates									
1,2-Dichloroethane-d4 (S)	76	%	70-130		1		06/15/22 23:47	17060-07-0	
4-Bromofluorobenzene (S)	96	%	70-130		1		06/15/22 23:47	460-00-4	
Toluene-d8 (S)	100	%	70-130		1		06/15/22 23:47	2037-26-5	

REPORT OF LABORATORY ANALYSIS

This report shall not be reproduced, except in full,
without the written consent of Pace Analytical Services, LLC.

Pace Analytical Services, LLC
9800 Kincey Ave. Suite 100
Huntersville, NC 28078
(704)875-9092

ANALYTICAL RESULTS

Project: 2020-L1-2448
Pace Project No.: 92609687

Sample: TRIP BLANK **Lab ID: 92609687003** Collected: 06/14/22 00:00 Received: 06/14/22 14:12 Matrix: Water

Parameters	Results	Units	Report Limit	MDL	DF	Prepared	Analyzed	CAS No.	Qual
VPH NC Water	Analytical Method: MADEP VPH Pace Analytical Services - Charlotte								
Total VPH (C5-C12)	ND	ug/L	50.0	50.0	1		06/14/22 22:45		N2
Aliphatic (C05-C08)	ND	ug/L	50.0	50.0	1		06/14/22 22:45		N2
Aliphatic(C09-C12) Adjusted	ND	ug/L	50.0	50.0	1		06/14/22 22:45		N2
Aromatic (C09-C10)	ND	ug/L	50.0	50.0	1		06/14/22 22:45		N2
Surrogates									
4-Bromofluorobenzene (FID) (S)	99	%	70-130		1		06/14/22 22:45	460-00-4	
4-Bromofluorobenzene (PID) (S)	84	%	70-130		1		06/14/22 22:45	460-00-4	
6200B MSV	Analytical Method: SM 6200B Pace Analytical Services - Charlotte								
Benzene	ND	ug/L	0.50	0.34	1		06/15/22 23:30	71-43-2	
Bromobenzene	ND	ug/L	0.50	0.29	1		06/15/22 23:30	108-86-1	
Bromochloromethane	ND	ug/L	0.50	0.47	1		06/15/22 23:30	74-97-5	
Bromodichloromethane	ND	ug/L	0.50	0.31	1		06/15/22 23:30	75-27-4	
Bromoform	ND	ug/L	0.50	0.34	1		06/15/22 23:30	75-25-2	
Bromomethane	ND	ug/L	5.0	1.7	1		06/15/22 23:30	74-83-9	
n-Butylbenzene	ND	ug/L	0.50	0.49	1		06/15/22 23:30	104-51-8	
sec-Butylbenzene	ND	ug/L	0.50	0.40	1		06/15/22 23:30	135-98-8	
tert-Butylbenzene	ND	ug/L	0.50	0.32	1		06/15/22 23:30	98-06-6	
Carbon tetrachloride	ND	ug/L	0.50	0.33	1		06/15/22 23:30	56-23-5	
Chlorobenzene	ND	ug/L	0.50	0.28	1		06/15/22 23:30	108-90-7	
Chloroethane	ND	ug/L	1.0	0.65	1		06/15/22 23:30	75-00-3	
Chloroform	ND	ug/L	0.50	0.43	1		06/15/22 23:30	67-66-3	
Chloromethane	ND	ug/L	1.0	0.54	1		06/15/22 23:30	74-87-3	
2-Chlorotoluene	ND	ug/L	0.50	0.32	1		06/15/22 23:30	95-49-8	
4-Chlorotoluene	ND	ug/L	0.50	0.32	1		06/15/22 23:30	106-43-4	
1,2-Dibromo-3-chloropropane	ND	ug/L	1.0	0.34	1		06/15/22 23:30	96-12-8	
Dibromochloromethane	ND	ug/L	0.50	0.36	1		06/15/22 23:30	124-48-1	
1,2-Dibromoethane (EDB)	ND	ug/L	0.50	0.27	1		06/15/22 23:30	106-93-4	
Dibromomethane	ND	ug/L	0.50	0.39	1		06/15/22 23:30	74-95-3	
1,2-Dichlorobenzene	ND	ug/L	0.50	0.34	1		06/15/22 23:30	95-50-1	
1,3-Dichlorobenzene	ND	ug/L	0.50	0.34	1		06/15/22 23:30	541-73-1	
1,4-Dichlorobenzene	ND	ug/L	0.50	0.33	1		06/15/22 23:30	106-46-7	
Dichlorodifluoromethane	ND	ug/L	0.50	0.35	1		06/15/22 23:30	75-71-8	
1,1-Dichloroethane	ND	ug/L	0.50	0.37	1		06/15/22 23:30	75-34-3	
1,2-Dichloroethane	ND	ug/L	0.50	0.32	1		06/15/22 23:30	107-06-2	
1,1-Dichloroethene	ND	ug/L	0.50	0.35	1		06/15/22 23:30	75-35-4	
cis-1,2-Dichloroethene	ND	ug/L	0.50	0.38	1		06/15/22 23:30	156-59-2	
trans-1,2-Dichloroethene	ND	ug/L	0.50	0.40	1		06/15/22 23:30	156-60-5	
1,2-Dichloropropane	ND	ug/L	0.50	0.36	1		06/15/22 23:30	78-87-5	
1,3-Dichloropropane	ND	ug/L	0.50	0.28	1		06/15/22 23:30	142-28-9	
2,2-Dichloropropane	ND	ug/L	0.50	0.39	1		06/15/22 23:30	594-20-7	
1,1-Dichloropropene	ND	ug/L	0.50	0.43	1		06/15/22 23:30	563-58-6	
cis-1,3-Dichloropropene	ND	ug/L	0.50	0.36	1		06/15/22 23:30	10061-01-5	
trans-1,3-Dichloropropene	ND	ug/L	0.50	0.36	1		06/15/22 23:30	10061-02-6	

REPORT OF LABORATORY ANALYSIS

This report shall not be reproduced, except in full,
without the written consent of Pace Analytical Services, LLC.

Pace Analytical Services, LLC
9800 Kincey Ave. Suite 100
Huntersville, NC 28078
(704)875-9092

ANALYTICAL RESULTS

Project: 2020-L1-2448
Pace Project No.: 92609687

Sample: TRIP BLANK **Lab ID: 92609687003** Collected: 06/14/22 00:00 Received: 06/14/22 14:12 Matrix: Water

Parameters	Results	Units	Report Limit	MDL	DF	Prepared	Analyzed	CAS No.	Qual
6200B MSV	Analytical Method: SM 6200B Pace Analytical Services - Charlotte								
Diisopropyl ether	ND	ug/L	0.50	0.31	1		06/15/22 23:30	108-20-3	
Ethanol	ND	ug/L	200	72.2	1		06/15/22 23:30	64-17-5	
Ethylbenzene	ND	ug/L	0.50	0.30	1		06/15/22 23:30	100-41-4	
Hexachloro-1,3-butadiene	ND	ug/L	2.0	1.5	1		06/15/22 23:30	87-68-3	
Isopropylbenzene (Cumene)	ND	ug/L	0.50	0.33	1		06/15/22 23:30	98-82-8	
Methylene Chloride	ND	ug/L	2.0	2.0	1		06/15/22 23:30	75-09-2	
Methyl-tert-butyl ether	ND	ug/L	0.50	0.42	1		06/15/22 23:30	1634-04-4	
Naphthalene	ND	ug/L	2.0	0.64	1		06/15/22 23:30	91-20-3	
n-Propylbenzene	ND	ug/L	0.50	0.34	1		06/15/22 23:30	103-65-1	
Styrene	ND	ug/L	0.50	0.29	1		06/15/22 23:30	100-42-5	
1,1,1,2-Tetrachloroethane	ND	ug/L	0.50	0.31	1		06/15/22 23:30	630-20-6	
1,1,2,2-Tetrachloroethane	ND	ug/L	0.50	0.22	1		06/15/22 23:30	79-34-5	
Tetrachloroethene	ND	ug/L	0.50	0.29	1		06/15/22 23:30	127-18-4	
Toluene	ND	ug/L	0.50	0.48	1		06/15/22 23:30	108-88-3	
1,2,3-Trichlorobenzene	ND	ug/L	2.0	0.81	1		06/15/22 23:30	87-61-6	
1,2,4-Trichlorobenzene	ND	ug/L	2.0	0.64	1		06/15/22 23:30	120-82-1	
1,1,1-Trichloroethane	ND	ug/L	0.50	0.33	1		06/15/22 23:30	71-55-6	
1,1,2-Trichloroethane	ND	ug/L	0.50	0.32	1		06/15/22 23:30	79-00-5	
Trichloroethene	ND	ug/L	0.50	0.38	1		06/15/22 23:30	79-01-6	
Trichlorofluoromethane	ND	ug/L	1.0	0.30	1		06/15/22 23:30	75-69-4	
1,2,3-Trichloropropane	ND	ug/L	0.50	0.26	1		06/15/22 23:30	96-18-4	
1,2,4-Trimethylbenzene	ND	ug/L	0.50	0.50	1		06/15/22 23:30	95-63-6	
1,3,5-Trimethylbenzene	ND	ug/L	0.50	0.33	1		06/15/22 23:30	108-67-8	
Vinyl chloride	ND	ug/L	1.0	0.39	1		06/15/22 23:30	75-01-4	
m&p-Xylene	ND	ug/L	1.0	0.71	1		06/15/22 23:30	179601-23-1	
o-Xylene	ND	ug/L	0.50	0.34	1		06/15/22 23:30	95-47-6	
Surrogates									
1,2-Dichloroethane-d4 (S)	76	%	70-130		1		06/15/22 23:30	17060-07-0	
4-Bromofluorobenzene (S)	96	%	70-130		1		06/15/22 23:30	460-00-4	
Toluene-d8 (S)	100	%	70-130		1		06/15/22 23:30	2037-26-5	

REPORT OF LABORATORY ANALYSIS

This report shall not be reproduced, except in full,
without the written consent of Pace Analytical Services, LLC.

Pace Analytical Services, LLC
9800 Kincey Ave. Suite 100
Huntersville, NC 28078
(704)875-9092

QUALITY CONTROL DATA

Project: 2020-L1-2448
Pace Project No.: 92609687

QC Batch: 704421
QC Batch Method: MADEP VPH
Analysis Method: MADEP VPH
Analysis Description: VPH NC Water
Laboratory: Pace Analytical Services - Charlotte
Associated Lab Samples: 92609687001, 92609687002, 92609687003

METHOD BLANK: 3675860 Matrix: Water
Associated Lab Samples: 92609687001, 92609687002, 92609687003

Parameter	Units	Blank Result	Reporting Limit	MDL	Analyzed	Qualifiers
Aliphatic (C05-C08)	ug/L	ND	50.0	50.0	06/14/22 15:03	N2
Aromatic (C09-C10)	ug/L	ND	50.0	50.0	06/14/22 15:03	N2
4-Bromofluorobenzene (FID) (S)	%	95	70-130		06/14/22 15:03	
4-Bromofluorobenzene (PID) (S)	%	82	70-130		06/14/22 15:03	

LABORATORY CONTROL SAMPLE & LCSD: 3675861 3675862

Parameter	Units	Spike Conc.	LCS Result	LCSD Result	LCS % Rec	LCSD % Rec	% Rec Limits	RPD	Max RPD	Qualifiers
Aliphatic (C05-C08)	ug/L	300	300	294	100	98	70-130	2	25	N2
Aromatic (C09-C10)	ug/L	100	94.1	92.3	94	92	70-130	2	25	N2
4-Bromofluorobenzene (FID) (S)	%				98	100	70-130			
4-Bromofluorobenzene (PID) (S)	%				84	86	70-130			

Results presented on this page are in the units indicated by the "Units" column except where an alternate unit is presented to the right of the result.

REPORT OF LABORATORY ANALYSIS

This report shall not be reproduced, except in full,
without the written consent of Pace Analytical Services, LLC.

Pace Analytical Services, LLC
9800 Kincey Ave. Suite 100
Huntersville, NC 28078
(704)875-9092

QUALITY CONTROL DATA

Project: 2020-L1-2448
Pace Project No.: 92609687

QC Batch: 704819
QC Batch Method: EPA 3010A
Analysis Method: EPA 6020B
Analysis Description: 6020 MET
Laboratory: Pace Analytical Services - Asheville
Associated Lab Samples: 92609687001, 92609687002

METHOD BLANK: 3677819 Matrix: Water
Associated Lab Samples: 92609687001, 92609687002

Parameter	Units	Blank Result	Reporting Limit	MDL	Analyzed	Qualifiers
Lead	ug/L	ND	1.0	0.077	06/17/22 12:44	

LABORATORY CONTROL SAMPLE: 3677820

Parameter	Units	Spike Conc.	LCS Result	LCS % Rec	% Rec Limits	Qualifiers
Lead	ug/L	50	48.3	97	80-120	

MATRIX SPIKE & MATRIX SPIKE DUPLICATE: 3677821 3677822

Parameter	Units	92606390001 Result	MS Spike Conc.	MSD Spike Conc.	MS Result	MSD Result	MS % Rec	MSD % Rec	% Rec Limits	RPD	Max RPD	Qual
Lead	ug/L	1.1	50	50	50.9	50.5	100	99	75-125	1	20	

Results presented on this page are in the units indicated by the "Units" column except where an alternate unit is presented to the right of the result.

REPORT OF LABORATORY ANALYSIS

This report shall not be reproduced, except in full,
without the written consent of Pace Analytical Services, LLC.

Pace Analytical Services, LLC
9800 Kincey Ave. Suite 100
Huntersville, NC 28078
(704)875-9092

QUALITY CONTROL DATA

Project: 2020-L1-2448
Pace Project No.: 92609687

QC Batch: 704570
QC Batch Method: SM 6200B
Analysis Method: SM 6200B
Analysis Description: 6200B MSV
Laboratory: Pace Analytical Services - Charlotte
Associated Lab Samples: 92609687001, 92609687002, 92609687003

METHOD BLANK: 3676452 Matrix: Water
Associated Lab Samples: 92609687001, 92609687002, 92609687003

Parameter	Units	Blank Result	Reporting Limit	MDL	Analyzed	Qualifiers
1,1,1,2-Tetrachloroethane	ug/L	ND	0.50	0.31	06/15/22 23:11	
1,1,1-Trichloroethane	ug/L	ND	0.50	0.33	06/15/22 23:11	
1,1,2,2-Tetrachloroethane	ug/L	ND	0.50	0.22	06/15/22 23:11	
1,1,2-Trichloroethane	ug/L	ND	0.50	0.32	06/15/22 23:11	
1,1-Dichloroethane	ug/L	ND	0.50	0.37	06/15/22 23:11	
1,1-Dichloroethene	ug/L	ND	0.50	0.35	06/15/22 23:11	
1,1-Dichloropropene	ug/L	ND	0.50	0.43	06/15/22 23:11	
1,2,3-Trichlorobenzene	ug/L	ND	2.0	0.81	06/15/22 23:11	
1,2,3-Trichloropropane	ug/L	ND	0.50	0.26	06/15/22 23:11	
1,2,4-Trichlorobenzene	ug/L	ND	2.0	0.64	06/15/22 23:11	
1,2,4-Trimethylbenzene	ug/L	ND	0.50	0.50	06/15/22 23:11	
1,2-Dibromo-3-chloropropane	ug/L	ND	1.0	0.34	06/15/22 23:11	
1,2-Dibromoethane (EDB)	ug/L	ND	0.50	0.27	06/15/22 23:11	
1,2-Dichlorobenzene	ug/L	ND	0.50	0.34	06/15/22 23:11	
1,2-Dichloroethane	ug/L	ND	0.50	0.32	06/15/22 23:11	
1,2-Dichloropropane	ug/L	ND	0.50	0.36	06/15/22 23:11	
1,3,5-Trimethylbenzene	ug/L	ND	0.50	0.33	06/15/22 23:11	
1,3-Dichlorobenzene	ug/L	ND	0.50	0.34	06/15/22 23:11	
1,3-Dichloropropane	ug/L	ND	0.50	0.28	06/15/22 23:11	
1,4-Dichlorobenzene	ug/L	ND	0.50	0.33	06/15/22 23:11	
2,2-Dichloropropane	ug/L	ND	0.50	0.39	06/15/22 23:11	
2-Chlorotoluene	ug/L	ND	0.50	0.32	06/15/22 23:11	
4-Chlorotoluene	ug/L	ND	0.50	0.32	06/15/22 23:11	
Benzene	ug/L	ND	0.50	0.34	06/15/22 23:11	
Bromobenzene	ug/L	ND	0.50	0.29	06/15/22 23:11	
Bromochloromethane	ug/L	ND	0.50	0.47	06/15/22 23:11	
Bromodichloromethane	ug/L	ND	0.50	0.31	06/15/22 23:11	
Bromoform	ug/L	ND	0.50	0.34	06/15/22 23:11	
Bromomethane	ug/L	ND	5.0	1.7	06/15/22 23:11	
Carbon tetrachloride	ug/L	ND	0.50	0.33	06/15/22 23:11	
Chlorobenzene	ug/L	ND	0.50	0.28	06/15/22 23:11	
Chloroethane	ug/L	ND	1.0	0.65	06/15/22 23:11	
Chloroform	ug/L	ND	0.50	0.43	06/15/22 23:11	
Chloromethane	ug/L	ND	1.0	0.54	06/15/22 23:11	
cis-1,2-Dichloroethene	ug/L	ND	0.50	0.38	06/15/22 23:11	
cis-1,3-Dichloropropene	ug/L	ND	0.50	0.36	06/15/22 23:11	
Dibromochloromethane	ug/L	ND	0.50	0.36	06/15/22 23:11	
Dibromomethane	ug/L	ND	0.50	0.39	06/15/22 23:11	
Dichlorodifluoromethane	ug/L	ND	0.50	0.35	06/15/22 23:11	
Diisopropyl ether	ug/L	ND	0.50	0.31	06/15/22 23:11	

Results presented on this page are in the units indicated by the "Units" column except where an alternate unit is presented to the right of the result.

REPORT OF LABORATORY ANALYSIS

This report shall not be reproduced, except in full,
without the written consent of Pace Analytical Services, LLC.

Pace Analytical Services, LLC
9800 Kincey Ave. Suite 100
Huntersville, NC 28078
(704)875-9092

QUALITY CONTROL DATA

Project: 2020-L1-2448
Pace Project No.: 92609687

METHOD BLANK: 3676452 Matrix: Water
Associated Lab Samples: 92609687001, 92609687002, 92609687003

Parameter	Units	Blank Result	Reporting Limit	MDL	Analyzed	Qualifiers
Ethanol	ug/L	ND	200	72.2	06/15/22 23:11	
Ethylbenzene	ug/L	ND	0.50	0.30	06/15/22 23:11	
Hexachloro-1,3-butadiene	ug/L	ND	2.0	1.5	06/15/22 23:11	
Isopropylbenzene (Cumene)	ug/L	ND	0.50	0.33	06/15/22 23:11	
m&p-Xylene	ug/L	ND	1.0	0.71	06/15/22 23:11	
Methyl-tert-butyl ether	ug/L	ND	0.50	0.42	06/15/22 23:11	
Methylene Chloride	ug/L	ND	2.0	2.0	06/15/22 23:11	
n-Butylbenzene	ug/L	ND	0.50	0.49	06/15/22 23:11	
n-Propylbenzene	ug/L	ND	0.50	0.34	06/15/22 23:11	
Naphthalene	ug/L	ND	2.0	0.64	06/15/22 23:11	
o-Xylene	ug/L	ND	0.50	0.34	06/15/22 23:11	
sec-Butylbenzene	ug/L	ND	0.50	0.40	06/15/22 23:11	
Styrene	ug/L	ND	0.50	0.29	06/15/22 23:11	
tert-Butylbenzene	ug/L	ND	0.50	0.32	06/15/22 23:11	
Tetrachloroethene	ug/L	ND	0.50	0.29	06/15/22 23:11	
Toluene	ug/L	ND	0.50	0.48	06/15/22 23:11	
trans-1,2-Dichloroethene	ug/L	ND	0.50	0.40	06/15/22 23:11	
trans-1,3-Dichloropropene	ug/L	ND	0.50	0.36	06/15/22 23:11	
Trichloroethene	ug/L	ND	0.50	0.38	06/15/22 23:11	
Trichlorofluoromethane	ug/L	ND	1.0	0.30	06/15/22 23:11	
Vinyl chloride	ug/L	ND	1.0	0.39	06/15/22 23:11	
1,2-Dichloroethane-d4 (S)	%	75	70-130		06/15/22 23:11	
4-Bromofluorobenzene (S)	%	98	70-130		06/15/22 23:11	
Toluene-d8 (S)	%	101	70-130		06/15/22 23:11	

LABORATORY CONTROL SAMPLE: 3676453

Parameter	Units	Spike Conc.	LCS Result	LCS % Rec	% Rec Limits	Qualifiers
1,1,1,2-Tetrachloroethane	ug/L	50	50.6	101	60-140	
1,1,1-Trichloroethane	ug/L	50	44.3	89	60-140	
1,1,2,2-Tetrachloroethane	ug/L	50	43.7	87	60-140	
1,1,2-Trichloroethane	ug/L	50	48.2	96	60-140	
1,1-Dichloroethane	ug/L	50	40.9	82	60-140	
1,1-Dichloroethene	ug/L	50	44.9	90	60-140	
1,1-Dichloropropene	ug/L	50	42.8	86	60-140	
1,2,3-Trichlorobenzene	ug/L	50	56.6	113	60-140	
1,2,3-Trichloropropane	ug/L	50	43.4	87	60-140	
1,2,4-Trichlorobenzene	ug/L	50	53.6	107	60-140	
1,2,4-Trimethylbenzene	ug/L	50	48.3	97	60-140	
1,2-Dibromo-3-chloropropane	ug/L	50	46.8	94	60-140	
1,2-Dibromoethane (EDB)	ug/L	50	50.3	101	60-140	
1,2-Dichlorobenzene	ug/L	50	49.9	100	60-140	
1,2-Dichloroethane	ug/L	50	39.7	79	60-140	
1,2-Dichloropropane	ug/L	50	51.6	103	60-140	

Results presented on this page are in the units indicated by the "Units" column except where an alternate unit is presented to the right of the result.

REPORT OF LABORATORY ANALYSIS

This report shall not be reproduced, except in full,
without the written consent of Pace Analytical Services, LLC.

Pace Analytical Services, LLC
9800 Kincey Ave. Suite 100
Huntersville, NC 28078
(704)875-9092

QUALITY CONTROL DATA

Project: 2020-L1-2448
Pace Project No.: 92609687

LABORATORY CONTROL SAMPLE: 3676453

Parameter	Units	Spike Conc.	LCS Result	LCS % Rec	% Rec Limits	Qualifiers
1,3,5-Trimethylbenzene	ug/L	50	50.2	100	60-140	
1,3-Dichlorobenzene	ug/L	50	50.0	100	60-140	
1,3-Dichloropropane	ug/L	50	47.7	95	60-140	
1,4-Dichlorobenzene	ug/L	50	48.8	98	60-140	
2,2-Dichloropropane	ug/L	50	38.5	77	60-140	
2-Chlorotoluene	ug/L	50	46.5	93	60-140	
4-Chlorotoluene	ug/L	50	45.9	92	60-140	
Benzene	ug/L	50	45.5	91	60-140	
Bromobenzene	ug/L	50	48.9	98	60-140	
Bromochloromethane	ug/L	50	41.6	83	60-140	
Bromodichloromethane	ug/L	50	40.6	81	60-140	
Bromoform	ug/L	50	45.3	91	60-140	
Bromomethane	ug/L	50	34.3	69	60-140	
Carbon tetrachloride	ug/L	50	50.1	100	60-140	
Chlorobenzene	ug/L	50	49.8	100	60-140	
Chloroethane	ug/L	50	35.9	72	60-140	
Chloroform	ug/L	50	36.6	73	60-140	
Chloromethane	ug/L	50	52.3	105	60-140	
cis-1,2-Dichloroethene	ug/L	50	43.4	87	60-140	
cis-1,3-Dichloropropene	ug/L	50	47.3	95	60-140	
Dibromochloromethane	ug/L	50	47.1	94	60-140	
Dibromomethane	ug/L	50	49.9	100	60-140	
Dichlorodifluoromethane	ug/L	50	54.5	109	60-140	
Diisopropyl ether	ug/L	50	50.1	100	60-140	
Ethanol	ug/L	2000	2080	104	60-140	
Ethylbenzene	ug/L	50	47.4	95	60-140	
Hexachloro-1,3-butadiene	ug/L	50	58.1	116	60-140	
Isopropylbenzene (Cumene)	ug/L	50	49.3	99	60-140	
m&p-Xylene	ug/L	100	95.8	96	60-140	
Methyl-tert-butyl ether	ug/L	50	42.7	85	60-140	
Methylene Chloride	ug/L	50	39.8	80	60-140	
n-Butylbenzene	ug/L	50	49.3	99	60-140	
n-Propylbenzene	ug/L	50	46.5	93	60-140	
Naphthalene	ug/L	50	53.2	106	60-140	
o-Xylene	ug/L	50	48.1	96	60-140	
sec-Butylbenzene	ug/L	50	49.9	100	60-140	
Styrene	ug/L	50	48.9	98	60-140	
tert-Butylbenzene	ug/L	50	41.6	83	60-140	
Tetrachloroethene	ug/L	50	56.5	113	60-140	
Toluene	ug/L	50	45.6	91	60-140	
trans-1,2-Dichloroethene	ug/L	50	46.0	92	60-140	
trans-1,3-Dichloropropene	ug/L	50	45.4	91	60-140	
Trichloroethene	ug/L	50	57.0	114	60-140	
Trichlorofluoromethane	ug/L	50	41.7	83	60-140	
Vinyl chloride	ug/L	50	50.4	101	60-140	
1,2-Dichloroethane-d4 (S)	%			78	70-130	
4-Bromofluorobenzene (S)	%			94	70-130	

Results presented on this page are in the units indicated by the "Units" column except where an alternate unit is presented to the right of the result.

REPORT OF LABORATORY ANALYSIS

This report shall not be reproduced, except in full,
without the written consent of Pace Analytical Services, LLC.

Pace Analytical Services, LLC
9800 Kincey Ave. Suite 100
Huntersville, NC 28078
(704)875-9092

QUALITY CONTROL DATA

Project: 2020-L1-2448
Pace Project No.: 92609687

LABORATORY CONTROL SAMPLE: 3676453

Parameter	Units	Spike Conc.	LCS Result	LCS % Rec	% Rec Limits	Qualifiers
Toluene-d8 (S)	%			94	70-130	

MATRIX SPIKE & MATRIX SPIKE DUPLICATE: 3676454 3676455

Parameter	Units	92609283002 Result	MS Spike Conc.	MSD Spike Conc.	MS Result	MSD Result	MS % Rec	MSD % Rec	% Rec Limits	RPD	Max RPD	Qual
1,1,1,2-Tetrachloroethane	ug/L	ND	4000	4000	3750	3650	94	91	60-140	3	30	
1,1,1-Trichloroethane	ug/L	ND	4000	4000	3510	3440	88	86	60-140	2	30	
1,1,2,2-Tetrachloroethane	ug/L	ND	4000	4000	3300	3250	82	81	60-140	1	30	
1,1,2-Trichloroethane	ug/L	ND	4000	4000	3710	3620	93	90	60-140	2	30	
1,1-Dichloroethane	ug/L	ND	4000	4000	3460	3340	86	84	60-140	3	30	
1,1-Dichloroethene	ug/L	ND	4000	4000	3760	3620	94	91	60-140	4	30	
1,1-Dichloropropene	ug/L	ND	4000	4000	3400	3240	85	81	60-140	5	30	
1,2,3-Trichlorobenzene	ug/L	ND	4000	4000	3750	4070	94	102	60-140	8	30	
1,2,3-Trichloropropane	ug/L	ND	4000	4000	3350	3290	84	82	60-140	2	30	
1,2,4-Trichlorobenzene	ug/L	ND	4000	4000	3700	3960	92	99	60-140	7	30	
1,2,4-Trimethylbenzene	ug/L	1450	4000	4000	5310	5240	97	95	60-140	1	30	
1,2-Dibromo-3-chloropropane	ug/L	ND	4000	4000	3270	3240	82	81	60-140	1	30	
1,2-Dibromoethane (EDB)	ug/L	ND	4000	4000	3690	3630	92	91	60-140	2	30	
1,2-Dichlorobenzene	ug/L	ND	4000	4000	3870	3710	97	93	60-140	4	30	
1,2-Dichloroethane	ug/L	ND	4000	4000	3160	3080	79	77	60-140	3	30	
1,2-Dichloropropane	ug/L	ND	4000	4000	4010	3940	100	98	60-140	2	30	
1,3,5-Trimethylbenzene	ug/L	352	4000	4000	4330	4230	99	97	60-140	2	30	
1,3-Dichlorobenzene	ug/L	ND	4000	4000	3880	3820	97	95	60-140	2	30	
1,3-Dichloropropane	ug/L	ND	4000	4000	3600	3450	90	86	60-140	4	30	
1,4-Dichlorobenzene	ug/L	ND	4000	4000	3800	3810	95	95	60-140	0	30	
2,2-Dichloropropane	ug/L	ND	4000	4000	2390	2330	60	58	60-140	2	30	M1
2-Chlorotoluene	ug/L	ND	4000	4000	3620	3600	91	90	60-140	1	30	
4-Chlorotoluene	ug/L	ND	4000	4000	3660	3540	92	88	60-140	3	30	
Benzene	ug/L	3380	4000	4000	7440	7200	102	95	60-140	3	30	
Bromobenzene	ug/L	ND	4000	4000	3870	3820	97	95	60-140	1	30	
Bromochloromethane	ug/L	ND	4000	4000	3380	3320	85	83	60-140	2	30	
Bromodichloromethane	ug/L	ND	4000	4000	3070	3030	77	76	60-140	1	30	
Bromoform	ug/L	ND	4000	4000	3170	3130	79	78	60-140	1	30	
Bromomethane	ug/L	ND	4000	4000	2470	2670	62	67	60-140	8	30	
Carbon tetrachloride	ug/L	ND	4000	4000	3930	3910	98	98	60-140	1	30	
Chlorobenzene	ug/L	ND	4000	4000	3970	3820	99	96	60-140	4	30	
Chloroethane	ug/L	ND	4000	4000	3460	3330	86	83	60-140	4	30	
Chloroform	ug/L	ND	4000	4000	2650	2530	66	63	60-140	5	30	
Chloromethane	ug/L	ND	4000	4000	3960	3900	99	98	60-140	1	30	
cis-1,2-Dichloroethene	ug/L	ND	4000	4000	3590	3450	90	86	60-140	4	30	
cis-1,3-Dichloropropene	ug/L	ND	4000	4000	3360	3170	84	79	60-140	6	30	
Dibromochloromethane	ug/L	ND	4000	4000	3330	3290	83	82	60-140	1	30	
Dibromomethane	ug/L	ND	4000	4000	3970	3970	99	99	60-140	0	30	

Results presented on this page are in the units indicated by the "Units" column except where an alternate unit is presented to the right of the result.

REPORT OF LABORATORY ANALYSIS

This report shall not be reproduced, except in full,
without the written consent of Pace Analytical Services, LLC.

Pace Analytical Services, LLC
9800 Kincey Ave. Suite 100
Huntersville, NC 28078
(704)875-9092

QUALITY CONTROL DATA

Project: 2020-L1-2448
Pace Project No.: 92609687

MATRIX SPIKE & MATRIX SPIKE DUPLICATE: 3676454 3676455

Parameter	Units	92609283002 Result	MS Spike Conc.	MSD Spike Conc.	MS Result	MSD Result	MS % Rec	MSD % Rec	% Rec Limits	RPD	Max RPD	Qual
Dichlorodifluoromethane	ug/L	ND	4000	4000	3720	3540	93	88	60-140	5	30	
Diisopropyl ether	ug/L	264	4000	4000	3990	3830	93	89	60-140	4	30	
Ethanol	ug/L	ND	160000	160000	133000	134000	83	83	60-140	1	30	
Ethylbenzene	ug/L	1770	4000	4000	5640	5430	97	92	60-140	4	30	
Hexachloro-1,3-butadiene	ug/L	ND	4000	4000	4280	4270	107	107	60-140	0	30	
Isopropylbenzene (Cumene)	ug/L	71.6J	4000	4000	4070	3940	100	97	60-140	3	30	
m&p-Xylene	ug/L	8640	8000	8000	16700	16000	100	92	60-140	4	30	
Methyl-tert-butyl ether	ug/L	ND	4000	4000	3060	2940	75	72	60-140	4	30	
Methylene Chloride	ug/L	ND	4000	4000	2870	2750	72	69	60-140	4	30	
n-Butylbenzene	ug/L	ND	4000	4000	3630	3690	91	92	60-140	2	30	
n-Propylbenzene	ug/L	137	4000	4000	3800	3710	92	89	60-140	2	30	
Naphthalene	ug/L	473	4000	4000	4040	4280	89	95	60-140	6	30	
o-Xylene	ug/L	4530	4000	4000	8420	8210	97	92	60-140	2	30	
sec-Butylbenzene	ug/L	ND	4000	4000	3920	3930	98	98	60-140	0	30	
Styrene	ug/L	107	4000	4000	3940	3820	96	93	60-140	3	30	
tert-Butylbenzene	ug/L	ND	4000	4000	3320	3360	83	84	60-140	1	30	
Tetrachloroethene	ug/L	ND	4000	4000	4430	4210	111	105	60-140	5	30	
Toluene	ug/L	23700	4000	4000	26600	26000	71	58	60-140	2	30	M1
trans-1,2-Dichloroethene	ug/L	ND	4000	4000	3820	3660	96	91	60-140	4	30	
trans-1,3-Dichloropropene	ug/L	ND	4000	4000	3140	3040	78	76	60-140	3	30	
Trichloroethene	ug/L	ND	4000	4000	4480	4360	112	109	60-140	3	30	
Trichlorofluoromethane	ug/L	ND	4000	4000	3700	3480	92	87	60-140	6	30	
Vinyl chloride	ug/L	ND	4000	4000	3980	3800	100	95	60-140	5	30	
1,2-Dichloroethane-d4 (S)	%						80	83	70-130			
4-Bromofluorobenzene (S)	%						94	94	70-130			
Toluene-d8 (S)	%						95	95	70-130			

Results presented on this page are in the units indicated by the "Units" column except where an alternate unit is presented to the right of the result.

REPORT OF LABORATORY ANALYSIS

This report shall not be reproduced, except in full,
without the written consent of Pace Analytical Services, LLC.

Pace Analytical Services, LLC
9800 Kincey Ave. Suite 100
Huntersville, NC 28078
(704)875-9092

QUALIFIERS

Project: 2020-L1-2448
Pace Project No.: 92609687

DEFINITIONS

DF - Dilution Factor, if reported, represents the factor applied to the reported data due to dilution of the sample aliquot.

ND - Not Detected at or above adjusted reporting limit.

TNTC - Too Numerous To Count

J - Estimated concentration above the adjusted method detection limit and below the adjusted reporting limit.

MDL - Adjusted Method Detection Limit.

PQL - Practical Quantitation Limit.

RL - Reporting Limit - The lowest concentration value that meets project requirements for quantitative data with known precision and bias for a specific analyte in a specific matrix.

S - Surrogate

1,2-Diphenylhydrazine decomposes to and cannot be separated from Azobenzene using Method 8270. The result for each analyte is a combined concentration.

Consistent with EPA guidelines, unrounded data are displayed and have been used to calculate % recovery and RPD values.

LCS(D) - Laboratory Control Sample (Duplicate)

MS(D) - Matrix Spike (Duplicate)

DUP - Sample Duplicate

RPD - Relative Percent Difference

NC - Not Calculable.

SG - Silica Gel - Clean-Up

U - Indicates the compound was analyzed for, but not detected.

Acid preservation may not be appropriate for 2 Chloroethylvinyl ether.

A separate vial preserved to a pH of 4-5 is recommended in SW846 Chapter 4 for the analysis of Acrolein and Acrylonitrile by EPA Method 8260.

N-Nitrosodiphenylamine decomposes and cannot be separated from Diphenylamine using Method 8270. The result reported for each analyte is a combined concentration.

Reported results are not rounded until the final step prior to reporting. Therefore, calculated parameters that are typically reported as "Total" may vary slightly from the sum of the reported component parameters.

Pace Analytical is TNI accredited. Contact your Pace PM for the current list of accredited analytes.

TNI - The NELAC Institute.

ANALYTE QUALIFIERS

M1	Matrix spike recovery exceeded QC limits. Batch accepted based on laboratory control sample (LCS) recovery.
N2	The lab does not hold NELAC/TNI accreditation for this parameter but other accreditations/certifications may apply. A complete list of accreditations/certifications is available upon request.

This report shall not be reproduced, except in full,
without the written consent of Pace Analytical Services, LLC.

Pace Analytical Services, LLC
9800 Kincey Ave. Suite 100
Huntersville, NC 28078
(704)875-9092

QUALITY CONTROL DATA CROSS REFERENCE TABLE

Project: 2020-L1-2448
Pace Project No.: 92609687

Lab ID	Sample ID	QC Batch Method	QC Batch	Analytical Method	Analytical Batch
92609687001	**DUP-1**	MADEP VPH	704421		
92609687002	**FB-1**	MADEP VPH	704421		
92609687003	**TRIP BLANK**	MADEP VPH	704421		
92609687001	**DUP-1**	EPA 3010A	704819	EPA 6020B	704851
92609687002	**FB-1**	EPA 3010A	704819	EPA 6020B	704851
92609687001	**DUP-1**	SM 6200B	704570		
92609687002	**FB-1**	SM 6200B	704570		
92609687003	**TRIP BLANK**	SM 6200B	704570		

This report shall not be reproduced, except in full,
without the written consent of Pace Analytical Services, LLC.

CHAIN-OF-CUSTODY Analytical Request Document

Pace Analytical

Chain-of-Custody is a LEGAL DOCUMENT - Complete all relevent fields

LAB WO# : 92609687

92609687

r Number or

Company: Apex Companies

Billing Information:

Address:

Report To: Andrew Street

Email To: andrew.street@apexcos.com

Copy To:

Site Collection Info/Address:

Customer Project Name/Number: 2020-LI-2448

State: NC County/City: Huntersville Time Zone Collected: [ ] PT [ ] MT [ ] CT [ ] ET

Phone:

Email:

Site/Facility ID #:

Compliance Monitoring? [ ] Yes [ ] No

Collected By (print): Vanessa Hunter

Purchase Order #:

Quote #:

DW PWS ID #:

DW Location Code:

Collected By (signature):

Turnaround Date Required: ASAP

Immediately Packed on Ice: [ ] Yes [ ] No

Sample Disposal: [ ] Dispose as appropriate [ ] Return [ ] Archive: _____ [ ] Hold: _____

Rush: [ ] Same Day [ ] Next Day [ ] 2 Day [ ] 3 Day [ ] 4 Day [ ] 5 Day (Expedite Charges Apply)

Field Filtered (if applicable): [ ] Yes [ ] No

Analysis: _____

Conta... Type

Lab Project Manager:

** Preservative Types: (1) nitric acid, (2) sulfuric acid, (3) hydrochloric acid, (4) sodium hydroxide, (5) zinc acetate, (6) methanol, (7) sodium bisulfate, (8) sodium thiosulfate, (9) hexane, (A) ascorbic acid, (B) ammonium sulfate, (C) ammonium hydroxide, (D) TSP, (U) Unpreserved, (O) Other _____

Analyses

* Matrix Codes (Insert in Matrix box below): Drinking Water (DW), Ground Water (GW), Wastewater (WW), Product (P), Soil/Solid (SL), Oil (OL), Wipe (WP), Air (AR), Tissue (TS), Bioassay (B), Vapor (V), Other (OT)

Customer Sample ID	Matrix *	Comp / Grab	Collected (or Composite Start) Date	Collected (or Composite Start) Time	Composite End Date	Composite End Time	Res Cl	# of Ctns	VOCs 6200B	MADEP VPH	Lead							Lab Sample # / Comments
Dup-1	DW	G	6/14/22	—	—	—	—	3	X	X	X							001
FB-1	OT	G	6/14/22	—	—	—	—	8	X	X	X							002
Trip Blank	OT	G	6/14/22	—	—	—	—	2	X	~~X~~ 2nd								003

Lab Profile/Line:

Lab Sample Receipt Checklist:

Custody Seals Present/Intact	Y	N	NA
Custody Signatures Present	Y	N	NA
Collector Signature Present	Y	N	NA
Bottles Intact	Y	N	NA
Correct Bottles	Y	N	NA
Sufficient Volume	Y	N	NA
Samples Received on Ice	Y	N	NA
VOA - Headspace Acceptable	Y	N	NA
USDA Regulated Soils	Y	N	NA
Samples in Holding Time	Y	N	NA
Residual Chlorine Present	Y	N	NA
Cl Strips:			
Sample pH Acceptable	Y	N	NA
pH Strips: 223519AW			
Sulfide Present	Y	N	NA
Lead Acetate Strips:			

LAB USE ONLY:

Customer Remarks / Special Conditions / Possible Hazards:

Type of Ice Used: Wet Blue Dry None

Packing Material Used: bb

Radchem sample(s) screened (<500 cpm): Y N NA

SHORT HOLDS PRESENT (<72 hours): Y N N/A

Lab Tracking #: 2517697

Samples received via: FEDEX UPS Client Courier Pace Courier

Lab Sample Temperature Info

Temp Blank Received: Y N NA

Therm ID#: 92700644

Cooler 1 Temp Upon Receipt: 2.0 oC

Cooler 1 Therm Corr. Factor: 0 oC

Cooler 1 Corrected Temp: 2.0 oC

Comments:

Relinquished by/Company: (Signature)	Date/Time:	Received by/Company: (Signature)	Date/Time:
Apex	6/14/22 1412	KB/PACE HVL	6/14/22 1412
Relinquished by/Company: (Signature)	Date/Time:	Received by/Company: (Signature)	Date/Time:
Relinquished by/Company: (Signature)	Date/Time:	Received by/Company: (Signature)	Date/Time:

MTJL LAB USE ONLY

Table #:

Acctnum:

Template:

Prelogin:

PM:

PB:

Trip Blank Received: Y N NA 6/14/22

HCL MeOH TSP Other

Non Conformance(s): YES / NO

Page: _____ of: _____

Pace Analytical Services, LLC
9800 Kincey Ave. Suite 100
Huntersville, NC 28078
(704)875-9092

June 03, 2022

Andrew Wreschnig
AECOM
6000 Fairview Road
Suite 200
Charlotte, NC 28210

RE: Project: CPC HUNTERSVILLE SW
Pace Project No.: 92604307

Dear Andrew Wreschnig:

Enclosed are the analytical results for sample(s) received by the laboratory on May 12, 2022. The results relate only to the samples included in this report. Results reported herein conform to the applicable TNI/NELAC Standards and the laboratory's Quality Manual, where applicable, unless otherwise noted in the body of the report.

The test results provided in this final report were generated by each of the following laboratories within the Pace Network:

- Pace Analytical Services - Charlotte

A revised report is being issued on 6/2/22 to include GRO reanalysis results.

If you have any questions concerning this report, please feel free to contact me.

Sincerely,

Taylor M Cannon for
Bonnie Vang
bonnie.vang@pacelabs.com
(704)875-9092
Project Manager

Enclosures

cc: Teresa Amentt Jennings, AECOM
Jeff Morrison, Colonial Pipeline Company

This report shall not be reproduced, except in full,
without the written consent of Pace Analytical Services, LLC.

Pace Analytical Services, LLC
9800 Kincey Ave. Suite 100
Huntersville, NC 28078
(704)875-9092

CERTIFICATIONS

Project: CPC HUNTERSVILLE SW
Pace Project No.: 92604307

Pace Analytical Services Charlotte

South Carolina Laboratory ID: 99006
9800 Kincey Ave. Ste 100, Huntersville, NC 28078
North Carolina Drinking Water Certification #: 37706
North Carolina Field Services Certification #: 5342
North Carolina Wastewater Certification #: 12
South Carolina Laboratory ID: 99006
South Carolina Certification #: 99006001
South Carolina Drinking Water Cert. #: 99006003
Florida/NELAP Certification #: E87627
Kentucky UST Certification #: 84
Louisiana DoH Drinking Water #: LA029
Virginia/VELAP Certification #: 460221

This report shall not be reproduced, except in full,
without the written consent of Pace Analytical Services, LLC.

Pace Analytical Services, LLC
9800 Kincey Ave. Suite 100
Huntersville, NC 28078
(704)875-9092

SAMPLE SUMMARY

Project: CPC HUNTERSVILLE SW
Pace Project No.: 92604307

Lab ID	Sample ID	Matrix	Date Collected	Date Received
92604307001	**SW-2-20220512**	Water	05/12/22 09:40	05/12/22 15:25
92604307002	**SW-3-20220512**	Water	05/12/22 10:00	05/12/22 15:25
92604307003	**SW-19-20220512**	Water	05/12/22 10:30	05/12/22 15:25
92604307004	**SW-13-20220512**	Water	05/12/22 11:00	05/12/22 15:25
92604307005	**SW-G-20220512**	Water	05/12/22 13:15	05/12/22 15:25
92604307006	**SEEP-2 CONFLUENCE 20220512**	Water	05/12/22 13:20	05/12/22 15:25
92604307007	**SEEP-2-20220512**	Water	05/12/22 13:25	05/12/22 15:25
92604307008	**SEEP-1 CONFLUENCE 20220512**	Water	05/12/22 13:30	05/12/22 15:25
92604307009	**SEEP-1-20220512**	Water	05/12/22 13:35	05/12/22 15:25
92604307010	**SW-4-20220512**	Water	05/12/22 14:15	05/12/22 15:25
92604307011	**EB-1-20220512**	Water	05/12/22 12:30	05/12/22 15:25
92604307012	**DUP-1-20220512**	Water	05/12/22 00:00	05/12/22 15:25
92604307013	**TRIP BLANK**	Water	05/12/22 00:00	05/12/22 15:25

This report shall not be reproduced, except in full,
without the written consent of Pace Analytical Services, LLC.

Pace Analytical Services, LLC
9800 Kincey Ave. Suite 100
Huntersville, NC 28078
(704)875-9092

SAMPLE ANALYTE COUNT

Project: CPC HUNTERSVILLE SW
Pace Project No.: 92604307

Lab ID	Sample ID	Method	Analysts	Analytes Reported	Laboratory
92604307001	**SW-2-20220512**	EPA 5030B/8015C	MAD	2	PASI-C
		EPA 8260D	SAS	9	PASI-C
92604307002	**SW-3-20220512**	EPA 5030B/8015C	MAD	2	PASI-C
		EPA 8260D	SAS	9	PASI-C
92604307003	**SW-19-20220512**	EPA 5030B/8015C	MAD	2	PASI-C
		EPA 8260D	SAS	9	PASI-C
92604307004	**SW-13-20220512**	EPA 5030B/8015C	MAD	2	PASI-C
		EPA 8260D	SAS	9	PASI-C
92604307005	**SW-G-20220512**	EPA 5030B/8015C	MAD	2	PASI-C
		EPA 8260D	SAS	9	PASI-C
92604307006	**SEEP-2 CONFLUENCE 20220512**	EPA 5030B/8015C	MAD	2	PASI-C
		EPA 8260D	SAS	9	PASI-C
92604307007	**SEEP-2-20220512**	EPA 5030B/8015C	MAD	2	PASI-C
		EPA 8260D	SAS	9	PASI-C
92604307008	**SEEP-1 CONFLUENCE 20220512**	EPA 5030B/8015C	MAD	2	PASI-C
		EPA 8260D	SAS	9	PASI-C
92604307009	**SEEP-1-20220512**	EPA 5030B/8015C	MAD	2	PASI-C
		EPA 8260D	SAS	9	PASI-C
92604307010	**SW-4-20220512**	EPA 5030B/8015C	MAD	2	PASI-C
		EPA 8260D	SAS	9	PASI-C
92604307011	**EB-1-20220512**	EPA 5030B/8015C	MAD	2	PASI-C
		EPA 8260D	SAS	9	PASI-C
92604307012	**DUP-1-20220512**	EPA 5030B/8015C	MAD	2	PASI-C
		EPA 8260D	SAS	9	PASI-C
92604307013	**TRIP BLANK**	EPA 8260D	SAS	9	PASI-C

PASI-C = Pace Analytical Services - Charlotte

This report shall not be reproduced, except in full,
without the written consent of Pace Analytical Services, LLC.

Pace Analytical Services, LLC
9800 Kincey Ave. Suite 100
Huntersville, NC 28078
(704)875-9092

ANALYTICAL RESULTS

Project: CPC HUNTERSVILLE SW
Pace Project No.: 92604307

Sample: SW-2-20220512 **Lab ID: 92604307001** Collected: 05/12/22 09:40 Received: 05/12/22 15:25 Matrix: Water

Parameters	Results	Units	Report Limit	MDL	DF	Prepared	Analyzed	CAS No.	Qual
Gasoline Range Organics	Analytical Method: EPA 5030B/8015C Pace Analytical Services - Charlotte								
Gas Range Organics (C6-C10)	ND	mg/L	0.080	0.034	1		05/23/22 16:15		
Surrogates									
4-Bromofluorobenzene (S)	91	%	70-130		1		05/23/22 16:15	460-00-4	
8260D MSV Low Level	Analytical Method: EPA 8260D Pace Analytical Services - Charlotte								
Benzene	ND	ug/L	1.0	0.34	1		05/13/22 17:31	71-43-2	
Ethylbenzene	ND	ug/L	1.0	0.30	1		05/13/22 17:31	100-41-4	
Toluene	ND	ug/L	1.0	0.48	1		05/13/22 17:31	108-88-3	
Xylene (Total)	ND	ug/L	1.0	0.34	1		05/13/22 17:31	1330-20-7	
m&p-Xylene	ND	ug/L	2.0	0.71	1		05/13/22 17:31	179601-23-1	
o-Xylene	ND	ug/L	1.0	0.34	1		05/13/22 17:31	95-47-6	
Surrogates									
4-Bromofluorobenzene (S)	103	%	70-130		1		05/13/22 17:31	460-00-4	
1,2-Dichloroethane-d4 (S)	99	%	70-130		1		05/13/22 17:31	17060-07-0	
Toluene-d8 (S)	106	%	70-130		1		05/13/22 17:31	2037-26-5	

REPORT OF LABORATORY ANALYSIS

This report shall not be reproduced, except in full,
without the written consent of Pace Analytical Services, LLC.

Pace Analytical Services, LLC
9800 Kincey Ave. Suite 100
Huntersville, NC 28078
(704)875-9092

ANALYTICAL RESULTS

Project: CPC HUNTERSVILLE SW
Pace Project No.: 92604307

Sample: SW-3-20220512 **Lab ID: 92604307002** Collected: 05/12/22 10:00 Received: 05/12/22 15:25 Matrix: Water

Parameters	Results	Units	Report Limit	MDL	DF	Prepared	Analyzed	CAS No.	Qual
Gasoline Range Organics	Analytical Method: EPA 5030B/8015C Pace Analytical Services - Charlotte								
Gas Range Organics (C6-C10)	ND	mg/L	0.080	0.034	1		05/23/22 15:47		
Surrogates									
4-Bromofluorobenzene (S)	92	%	70-130		1		05/23/22 15:47	460-00-4	
8260D MSV Low Level	Analytical Method: EPA 8260D Pace Analytical Services - Charlotte								
Benzene	ND	ug/L	1.0	0.34	1		05/13/22 16:02	71-43-2	
Ethylbenzene	ND	ug/L	1.0	0.30	1		05/13/22 16:02	100-41-4	
Toluene	ND	ug/L	1.0	0.48	1		05/13/22 16:02	108-88-3	
Xylene (Total)	ND	ug/L	1.0	0.34	1		05/13/22 16:02	1330-20-7	
m&p-Xylene	ND	ug/L	2.0	0.71	1		05/13/22 16:02	179601-23-1	
o-Xylene	ND	ug/L	1.0	0.34	1		05/13/22 16:02	95-47-6	
Surrogates									
4-Bromofluorobenzene (S)	102	%	70-130		1		05/13/22 16:02	460-00-4	
1,2-Dichloroethane-d4 (S)	101	%	70-130		1		05/13/22 16:02	17060-07-0	
Toluene-d8 (S)	106	%	70-130		1		05/13/22 16:02	2037-26-5	

REPORT OF LABORATORY ANALYSIS

This report shall not be reproduced, except in full,
without the written consent of Pace Analytical Services, LLC.

Pace Analytical Services, LLC
9800 Kincey Ave. Suite 100
Huntersville, NC 28078
(704)875-9092

ANALYTICAL RESULTS

Project: CPC HUNTERSVILLE SW
Pace Project No.: 92604307

Sample: SW-19-20220512 **Lab ID: 92604307003** Collected: 05/12/22 10:30 Received: 05/12/22 15:25 Matrix: Water

Parameters	Results	Units	Report Limit	MDL	DF	Prepared	Analyzed	CAS No.	Qual
Gasoline Range Organics	Analytical Method: EPA 5030B/8015C Pace Analytical Services - Charlotte								
Gas Range Organics (C6-C10)	ND	mg/L	0.080	0.034	1		05/23/22 16:43		
Surrogates									
4-Bromofluorobenzene (S)	89	%	70-130		1		05/23/22 16:43	460-00-4	
8260D MSV Low Level	Analytical Method: EPA 8260D Pace Analytical Services - Charlotte								
Benzene	ND	ug/L	1.0	0.34	1		05/13/22 16:20	71-43-2	
Ethylbenzene	ND	ug/L	1.0	0.30	1		05/13/22 16:20	100-41-4	
Toluene	ND	ug/L	1.0	0.48	1		05/13/22 16:20	108-88-3	
Xylene (Total)	ND	ug/L	1.0	0.34	1		05/13/22 16:20	1330-20-7	
m&p-Xylene	ND	ug/L	2.0	0.71	1		05/13/22 16:20	179601-23-1	
o-Xylene	ND	ug/L	1.0	0.34	1		05/13/22 16:20	95-47-6	
Surrogates									
4-Bromofluorobenzene (S)	105	%	70-130		1		05/13/22 16:20	460-00-4	
1,2-Dichloroethane-d4 (S)	106	%	70-130		1		05/13/22 16:20	17060-07-0	
Toluene-d8 (S)	107	%	70-130		1		05/13/22 16:20	2037-26-5	

REPORT OF LABORATORY ANALYSIS

This report shall not be reproduced, except in full,
without the written consent of Pace Analytical Services, LLC.

Pace Analytical Services, LLC
9800 Kincey Ave. Suite 100
Huntersville, NC 28078
(704)875-9092

ANALYTICAL RESULTS

Project: CPC HUNTERSVILLE SW
Pace Project No.: 92604307

Sample: SW-13-20220512 **Lab ID: 92604307004** Collected: 05/12/22 11:00 Received: 05/12/22 15:25 Matrix: Water

Parameters	Results	Units	Report Limit	MDL	DF	Prepared	Analyzed	CAS No.	Qual
Gasoline Range Organics	Analytical Method: EPA 5030B/8015C Pace Analytical Services - Charlotte								
Gas Range Organics (C6-C10)	ND	mg/L	0.080	0.034	1		05/23/22 17:12		
Surrogates									
4-Bromofluorobenzene (S)	91	%	70-130		1		05/23/22 17:12	460-00-4	
8260D MSV Low Level	Analytical Method: EPA 8260D Pace Analytical Services - Charlotte								
Benzene	ND	ug/L	1.0	0.34	1		05/13/22 16:38	71-43-2	
Ethylbenzene	ND	ug/L	1.0	0.30	1		05/13/22 16:38	100-41-4	
Toluene	ND	ug/L	1.0	0.48	1		05/13/22 16:38	108-88-3	
Xylene (Total)	ND	ug/L	1.0	0.34	1		05/13/22 16:38	1330-20-7	
m&p-Xylene	ND	ug/L	2.0	0.71	1		05/13/22 16:38	179601-23-1	
o-Xylene	ND	ug/L	1.0	0.34	1		05/13/22 16:38	95-47-6	
Surrogates									
4-Bromofluorobenzene (S)	104	%	70-130		1		05/13/22 16:38	460-00-4	
1,2-Dichloroethane-d4 (S)	100	%	70-130		1		05/13/22 16:38	17060-07-0	
Toluene-d8 (S)	108	%	70-130		1		05/13/22 16:38	2037-26-5	

This report shall not be reproduced, except in full,
without the written consent of Pace Analytical Services, LLC.

Pace Analytical Services, LLC
9800 Kincey Ave. Suite 100
Huntersville, NC 28078
(704)875-9092

ANALYTICAL RESULTS

Project: CPC HUNTERSVILLE SW
Pace Project No.: 92604307

Sample: SW-G-20220512 **Lab ID: 92604307005** Collected: 05/12/22 13:15 Received: 05/12/22 15:25 Matrix: Water

Parameters	Results	Units	Report Limit	MDL	DF	Prepared	Analyzed	CAS No.	Qual
Gasoline Range Organics	Analytical Method: EPA 5030B/8015C Pace Analytical Services - Charlotte								
Gas Range Organics (C6-C10)	ND	mg/L	0.080	0.034	1		05/23/22 17:40		
Surrogates									
4-Bromofluorobenzene (S)	94	%	70-130		1		05/23/22 17:40	460-00-4	
8260D MSV Low Level	Analytical Method: EPA 8260D Pace Analytical Services - Charlotte								
Benzene	ND	ug/L	1.0	0.34	1		05/13/22 16:56	71-43-2	
Ethylbenzene	ND	ug/L	1.0	0.30	1		05/13/22 16:56	100-41-4	
Toluene	ND	ug/L	1.0	0.48	1		05/13/22 16:56	108-88-3	
Xylene (Total)	ND	ug/L	1.0	0.34	1		05/13/22 16:56	1330-20-7	
m&p-Xylene	ND	ug/L	2.0	0.71	1		05/13/22 16:56	179601-23-1	
o-Xylene	ND	ug/L	1.0	0.34	1		05/13/22 16:56	95-47-6	
Surrogates									
4-Bromofluorobenzene (S)	103	%	70-130		1		05/13/22 16:56	460-00-4	
1,2-Dichloroethane-d4 (S)	108	%	70-130		1		05/13/22 16:56	17060-07-0	
Toluene-d8 (S)	108	%	70-130		1		05/13/22 16:56	2037-26-5	

REPORT OF LABORATORY ANALYSIS

This report shall not be reproduced, except in full,
without the written consent of Pace Analytical Services, LLC.

Pace Analytical Services, LLC
9800 Kincey Ave. Suite 100
Huntersville, NC 28078
(704)875-9092

ANALYTICAL RESULTS

Project: CPC HUNTERSVILLE SW
Pace Project No.: 92604307

Sample: SEEP-2 CONFLUENCE 20220512 **Lab ID: 92604307006** Collected: 05/12/22 13:20 Received: 05/12/22 15:25 Matrix: Water

Parameters	Results	Units	Report Limit	MDL	DF	Prepared	Analyzed	CAS No.	Qual
Gasoline Range Organics	Analytical Method: EPA 5030B/8015C Pace Analytical Services - Charlotte								
Gas Range Organics (C6-C10)	ND	mg/L	0.080	0.034	1		05/23/22 18:08		
Surrogates									
4-Bromofluorobenzene (S)	91	%	70-130		1		05/23/22 18:08	460-00-4	
8260D MSV Low Level	Analytical Method: EPA 8260D Pace Analytical Services - Charlotte								
Benzene	ND	ug/L	1.0	0.34	1		05/13/22 18:43	71-43-2	
Ethylbenzene	ND	ug/L	1.0	0.30	1		05/13/22 18:43	100-41-4	
Toluene	ND	ug/L	1.0	0.48	1		05/13/22 18:43	108-88-3	
Xylene (Total)	ND	ug/L	1.0	0.34	1		05/13/22 18:43	1330-20-7	
m&p-Xylene	ND	ug/L	2.0	0.71	1		05/13/22 18:43	179601-23-1	
o-Xylene	ND	ug/L	1.0	0.34	1		05/13/22 18:43	95-47-6	
Surrogates									
4-Bromofluorobenzene (S)	103	%	70-130		1		05/13/22 18:43	460-00-4	
1,2-Dichloroethane-d4 (S)	102	%	70-130		1		05/13/22 18:43	17060-07-0	
Toluene-d8 (S)	105	%	70-130		1		05/13/22 18:43	2037-26-5	

This report shall not be reproduced, except in full,
without the written consent of Pace Analytical Services, LLC.

Pace Analytical Services, LLC
9800 Kincey Ave. Suite 100
Huntersville, NC 28078
(704)875-9092

ANALYTICAL RESULTS

Project: CPC HUNTERSVILLE SW
Pace Project No.: 92604307

Sample: SEEP-2-20220512 **Lab ID: 92604307007** Collected: 05/12/22 13:25 Received: 05/12/22 15:25 Matrix: Water

Parameters	Results	Units	Report Limit	MDL	DF	Prepared	Analyzed	CAS No.	Qual
Gasoline Range Organics	Analytical Method: EPA 5030B/8015C Pace Analytical Services - Charlotte								
Gas Range Organics (C6-C10)	ND	mg/L	0.080	0.034	1		05/23/22 18:36		
Surrogates									
4-Bromofluorobenzene (S)	93	%	70-130		1		05/23/22 18:36	460-00-4	
8260D MSV Low Level	Analytical Method: EPA 8260D Pace Analytical Services - Charlotte								
Benzene	ND	ug/L	1.0	0.34	1		05/13/22 17:49	71-43-2	
Ethylbenzene	ND	ug/L	1.0	0.30	1		05/13/22 17:49	100-41-4	
Toluene	ND	ug/L	1.0	0.48	1		05/13/22 17:49	108-88-3	
Xylene (Total)	ND	ug/L	1.0	0.34	1		05/13/22 17:49	1330-20-7	
m&p-Xylene	ND	ug/L	2.0	0.71	1		05/13/22 17:49	179601-23-1	
o-Xylene	ND	ug/L	1.0	0.34	1		05/13/22 17:49	95-47-6	
Surrogates									
4-Bromofluorobenzene (S)	101	%	70-130		1		05/13/22 17:49	460-00-4	
1,2-Dichloroethane-d4 (S)	95	%	70-130		1		05/13/22 17:49	17060-07-0	
Toluene-d8 (S)	105	%	70-130		1		05/13/22 17:49	2037-26-5	

REPORT OF LABORATORY ANALYSIS

This report shall not be reproduced, except in full,
without the written consent of Pace Analytical Services, LLC.

Pace Analytical Services, LLC
9800 Kincey Ave. Suite 100
Huntersville, NC 28078
(704)875-9092

ANALYTICAL RESULTS

Project: CPC HUNTERSVILLE SW
Pace Project No.: 92604307

Sample: SEEP-1 CONFLUENCE 20220512 **Lab ID: 92604307008** Collected: 05/12/22 13:30 Received: 05/12/22 15:25 Matrix: Water

Parameters	Results	Units	Report Limit	MDL	DF	Prepared	Analyzed	CAS No.	Qual
Gasoline Range Organics	Analytical Method: EPA 5030B/8015C Pace Analytical Services - Charlotte								
Gas Range Organics (C6-C10)	**0.039J**	mg/L	0.080	0.034	1		05/19/22 19:37		B
Surrogates									
4-Bromofluorobenzene (S)	104	%	70-130		1		05/19/22 19:37	460-00-4	
8260D MSV Low Level	Analytical Method: EPA 8260D Pace Analytical Services - Charlotte								
Benzene	ND	ug/L	1.0	0.34	1		05/13/22 18:07	71-43-2	
Ethylbenzene	ND	ug/L	1.0	0.30	1		05/13/22 18:07	100-41-4	
Toluene	**1.1**	ug/L	1.0	0.48	1		05/13/22 18:07	108-88-3	
Xylene (Total)	ND	ug/L	1.0	0.34	1		05/13/22 18:07	1330-20-7	
m&p-Xylene	ND	ug/L	2.0	0.71	1		05/13/22 18:07	179601-23-1	
o-Xylene	ND	ug/L	1.0	0.34	1		05/13/22 18:07	95-47-6	
Surrogates									
4-Bromofluorobenzene (S)	101	%	70-130		1		05/13/22 18:07	460-00-4	
1,2-Dichloroethane-d4 (S)	98	%	70-130		1		05/13/22 18:07	17060-07-0	
Toluene-d8 (S)	104	%	70-130		1		05/13/22 18:07	2037-26-5	

This report shall not be reproduced, except in full,
without the written consent of Pace Analytical Services, LLC.

Pace Analytical Services, LLC
9800 Kincey Ave. Suite 100
Huntersville, NC 28078
(704)875-9092

ANALYTICAL RESULTS

Project: CPC HUNTERSVILLE SW
Pace Project No.: 92604307

Sample: SEEP-1-20220512 **Lab ID: 92604307009** Collected: 05/12/22 13:35 Received: 05/12/22 15:25 Matrix: Water

Parameters	Results	Units	Report Limit	MDL	DF	Prepared	Analyzed	CAS No.	Qual
Gasoline Range Organics	Analytical Method: EPA 5030B/8015C Pace Analytical Services - Charlotte								
Gas Range Organics (C6-C10)	ND	mg/L	0.080	0.034	1		05/23/22 19:32		
Surrogates									
4-Bromofluorobenzene (S)	92	%	70-130		1		05/23/22 19:32	460-00-4	
8260D MSV Low Level	Analytical Method: EPA 8260D Pace Analytical Services - Charlotte								
Benzene	ND	ug/L	1.0	0.34	1		05/13/22 18:25	71-43-2	
Ethylbenzene	ND	ug/L	1.0	0.30	1		05/13/22 18:25	100-41-4	
Toluene	ND	ug/L	1.0	0.48	1		05/13/22 18:25	108-88-3	
Xylene (Total)	ND	ug/L	1.0	0.34	1		05/13/22 18:25	1330-20-7	
m&p-Xylene	ND	ug/L	2.0	0.71	1		05/13/22 18:25	179601-23-1	
o-Xylene	ND	ug/L	1.0	0.34	1		05/13/22 18:25	95-47-6	
Surrogates									
4-Bromofluorobenzene (S)	103	%	70-130		1		05/13/22 18:25	460-00-4	
1,2-Dichloroethane-d4 (S)	103	%	70-130		1		05/13/22 18:25	17060-07-0	
Toluene-d8 (S)	106	%	70-130		1		05/13/22 18:25	2037-26-5	

REPORT OF LABORATORY ANALYSIS

This report shall not be reproduced, except in full,
without the written consent of Pace Analytical Services, LLC.

Pace Analytical Services, LLC
9800 Kincey Ave. Suite 100
Huntersville, NC 28078
(704)875-9092

ANALYTICAL RESULTS

Project: CPC HUNTERSVILLE SW
Pace Project No.: 92604307

Sample: SW-4-20220512 **Lab ID: 92604307010** Collected: 05/12/22 14:15 Received: 05/12/22 15:25 Matrix: Water

Parameters	Results	Units	Report Limit	MDL	DF	Prepared	Analyzed	CAS No.	Qual
Gasoline Range Organics	Analytical Method: EPA 5030B/8015C Pace Analytical Services - Charlotte								
Gas Range Organics (C6-C10)	ND	mg/L	0.080	0.034	1		05/23/22 20:00		
Surrogates									
4-Bromofluorobenzene (S)	93	%	70-130		1		05/23/22 20:00	460-00-4	
8260D MSV Low Level	Analytical Method: EPA 8260D Pace Analytical Services - Charlotte								
Benzene	ND	ug/L	1.0	0.34	1		05/13/22 17:13	71-43-2	
Ethylbenzene	ND	ug/L	1.0	0.30	1		05/13/22 17:13	100-41-4	
Toluene	ND	ug/L	1.0	0.48	1		05/13/22 17:13	108-88-3	
Xylene (Total)	ND	ug/L	1.0	0.34	1		05/13/22 17:13	1330-20-7	
m&p-Xylene	ND	ug/L	2.0	0.71	1		05/13/22 17:13	179601-23-1	
o-Xylene	ND	ug/L	1.0	0.34	1		05/13/22 17:13	95-47-6	
Surrogates									
4-Bromofluorobenzene (S)	102	%	70-130		1		05/13/22 17:13	460-00-4	
1,2-Dichloroethane-d4 (S)	101	%	70-130		1		05/13/22 17:13	17060-07-0	
Toluene-d8 (S)	106	%	70-130		1		05/13/22 17:13	2037-26-5	

REPORT OF LABORATORY ANALYSIS

This report shall not be reproduced, except in full,
without the written consent of Pace Analytical Services, LLC.

Pace Analytical Services, LLC
9800 Kincey Ave. Suite 100
Huntersville, NC 28078
(704)875-9092

ANALYTICAL RESULTS

Project: CPC HUNTERSVILLE SW
Pace Project No.: 92604307

Sample: EB-1-20220512 **Lab ID: 92604307011** Collected: 05/12/22 12:30 Received: 05/12/22 15:25 Matrix: Water

Parameters	Results	Units	Report Limit	MDL	DF	Prepared	Analyzed	CAS No.	Qual
Gasoline Range Organics	Analytical Method: EPA 5030B/8015C Pace Analytical Services - Charlotte								
Gas Range Organics (C6-C10)	ND	mg/L	0.080	0.034	1		05/23/22 14:51		
Surrogates									
4-Bromofluorobenzene (S)	94	%	70-130		1		05/23/22 14:51	460-00-4	
8260D MSV Low Level	Analytical Method: EPA 8260D Pace Analytical Services - Charlotte								
Benzene	ND	ug/L	1.0	0.34	1		05/13/22 13:39	71-43-2	
Ethylbenzene	ND	ug/L	1.0	0.30	1		05/13/22 13:39	100-41-4	
Toluene	ND	ug/L	1.0	0.48	1		05/13/22 13:39	108-88-3	
Xylene (Total)	ND	ug/L	1.0	0.34	1		05/13/22 13:39	1330-20-7	
m&p-Xylene	ND	ug/L	2.0	0.71	1		05/13/22 13:39	179601-23-1	
o-Xylene	ND	ug/L	1.0	0.34	1		05/13/22 13:39	95-47-6	
Surrogates									
4-Bromofluorobenzene (S)	102	%	70-130		1		05/13/22 13:39	460-00-4	
1,2-Dichloroethane-d4 (S)	96	%	70-130		1		05/13/22 13:39	17060-07-0	
Toluene-d8 (S)	107	%	70-130		1		05/13/22 13:39	2037-26-5	

REPORT OF LABORATORY ANALYSIS

This report shall not be reproduced, except in full,
without the written consent of Pace Analytical Services, LLC.

Pace Analytical Services, LLC
9800 Kincey Ave. Suite 100
Huntersville, NC 28078
(704)875-9092

ANALYTICAL RESULTS

Project: CPC HUNTERSVILLE SW
Pace Project No.: 92604307

Sample: DUP-1-20220512 **Lab ID: 92604307012** Collected: 05/12/22 00:00 Received: 05/12/22 15:25 Matrix: Water

Parameters	Results	Units	Report Limit	MDL	DF	Prepared	Analyzed	CAS No.	Qual
Gasoline Range Organics	Analytical Method: EPA 5030B/8015C Pace Analytical Services - Charlotte								
Gas Range Organics (C6-C10)	ND	mg/L	0.080	0.034	1		05/23/22 15:19		
Surrogates									
4-Bromofluorobenzene (S)	90	%	70-130		1		05/23/22 15:19	460-00-4	
8260D MSV Low Level	Analytical Method: EPA 8260D Pace Analytical Services - Charlotte								
Benzene	ND	ug/L	1.0	0.34	1		05/13/22 19:00	71-43-2	
Ethylbenzene	ND	ug/L	1.0	0.30	1		05/13/22 19:00	100-41-4	
Toluene	ND	ug/L	1.0	0.48	1		05/13/22 19:00	108-88-3	
Xylene (Total)	ND	ug/L	1.0	0.34	1		05/13/22 19:00	1330-20-7	
m&p-Xylene	ND	ug/L	2.0	0.71	1		05/13/22 19:00	179601-23-1	
o-Xylene	ND	ug/L	1.0	0.34	1		05/13/22 19:00	95-47-6	
Surrogates									
4-Bromofluorobenzene (S)	102	%	70-130		1		05/13/22 19:00	460-00-4	
1,2-Dichloroethane-d4 (S)	95	%	70-130		1		05/13/22 19:00	17060-07-0	
Toluene-d8 (S)	105	%	70-130		1		05/13/22 19:00	2037-26-5	

This report shall not be reproduced, except in full,
without the written consent of Pace Analytical Services, LLC.

Pace Analytical Services, LLC
9800 Kincey Ave. Suite 100
Huntersville, NC 28078
(704)875-9092

ANALYTICAL RESULTS

Project: CPC HUNTERSVILLE SW
Pace Project No.: 92604307

Sample: TRIP BLANK **Lab ID: 92604307013** Collected: 05/12/22 00:00 Received: 05/12/22 15:25 Matrix: Water

Parameters	Results	Units	Report Limit	MDL	DF	Prepared	Analyzed	CAS No.	Qual
8260D MSV Low Level	Analytical Method: EPA 8260D Pace Analytical Services - Charlotte								
Benzene	ND	ug/L	1.0	0.34	1		05/13/22 13:57	71-43-2	
Ethylbenzene	ND	ug/L	1.0	0.30	1		05/13/22 13:57	100-41-4	
Toluene	ND	ug/L	1.0	0.48	1		05/13/22 13:57	108-88-3	
Xylene (Total)	ND	ug/L	1.0	0.34	1		05/13/22 13:57	1330-20-7	
m&p-Xylene	ND	ug/L	2.0	0.71	1		05/13/22 13:57	179601-23-1	
o-Xylene	ND	ug/L	1.0	0.34	1		05/13/22 13:57	95-47-6	
Surrogates									
4-Bromofluorobenzene (S)	103	%	70-130		1		05/13/22 13:57	460-00-4	
1,2-Dichloroethane-d4 (S)	94	%	70-130		1		05/13/22 13:57	17060-07-0	
Toluene-d8 (S)	105	%	70-130		1		05/13/22 13:57	2037-26-5	

REPORT OF LABORATORY ANALYSIS

This report shall not be reproduced, except in full,
without the written consent of Pace Analytical Services, LLC.

Pace Analytical Services, LLC
9800 Kincey Ave. Suite 100
Huntersville, NC 28078
(704)875-9092

QUALITY CONTROL DATA

Project: CPC HUNTERSVILLE SW
Pace Project No.: 92604307

QC Batch: 699309
QC Batch Method: EPA 5030B/8015C
Analysis Method: EPA 5030B/8015C
Analysis Description: Gasoline Range Organics
Laboratory: Pace Analytical Services - Charlotte
Associated Lab Samples: 92604307008

METHOD BLANK: 3650684 Matrix: Water
Associated Lab Samples: 92604307002, 92604307008

Parameter	Units	Blank Result	Reporting Limit	MDL	Analyzed	Qualifiers
Gas Range Organics (C6-C10)	mg/L	0.036J	0.080	0.034	05/19/22 23:57	
4-Bromofluorobenzene (S)	%	99	70-130		05/19/22 23:57	

LABORATORY CONTROL SAMPLE: 3650685

Parameter	Units	Spike Conc.	LCS Result	LCS % Rec	% Rec Limits	Qualifiers
Gas Range Organics (C6-C10)	mg/L	1	1.0	101	70-130	
4-Bromofluorobenzene (S)	%			98	70-130	

MATRIX SPIKE & MATRIX SPIKE DUPLICATE: 3650686 3650687

Parameter	Units	92604307002 Result	MS Spike Conc.	MSD Spike Conc.	MS Result	MSD Result	MS % Rec	MSD % Rec	% Rec Limits	RPD	Max RPD	Qual
Gas Range Organics (C6-C10)	mg/L	ND	1	1	0.99	1.0	95	98	63-130	2	30	
4-Bromofluorobenzene (S)	%						101	103	70-130			

Results presented on this page are in the units indicated by the "Units" column except where an alternate unit is presented to the right of the result.

REPORT OF LABORATORY ANALYSIS

This report shall not be reproduced, except in full,
without the written consent of Pace Analytical Services, LLC.

Pace Analytical Services, LLC
9800 Kincey Ave. Suite 100
Huntersville, NC 28078
(704)875-9092

QUALITY CONTROL DATA

Project: CPC HUNTERSVILLE SW
Pace Project No.: 92604307

QC Batch: 699900 | Analysis Method: EPA 5030B/8015C
QC Batch Method: EPA 5030B/8015C | Analysis Description: Gasoline Range Organics
Laboratory: Pace Analytical Services - Charlotte
Associated Lab Samples: 92604307001, 92604307002, 92604307003, 92604307004, 92604307005, 92604307006, 92604307007, 92604307009, 92604307010, 92604307011, 92604307012

METHOD BLANK: 3653568 Matrix: Water
Associated Lab Samples: 92604307001, 92604307002, 92604307003, 92604307004, 92604307005, 92604307006, 92604307007, 92604307009, 92604307010, 92604307011, 92604307012

Parameter	Units	Blank Result	Reporting Limit	MDL	Analyzed	Qualifiers
Gas Range Organics (C6-C10)	mg/L	ND	0.080	0.034	05/23/22 12:30	
4-Bromofluorobenzene (S)	%	93	70-130		05/23/22 12:30	

LABORATORY CONTROL SAMPLE: 3653569

Parameter	Units	Spike Conc.	LCS Result	LCS % Rec	% Rec Limits	Qualifiers
Gas Range Organics (C6-C10)	mg/L	1	0.97	97	70-130	
4-Bromofluorobenzene (S)	%			96	70-130	

MATRIX SPIKE & MATRIX SPIKE DUPLICATE: 3653570 3653571

Parameter	Units	92604307002 Result	MS Spike Conc.	MSD Spike Conc.	MS Result	MSD Result	MS % Rec	MSD % Rec	% Rec Limits	RPD	Max RPD	Qual
Gas Range Organics (C6-C10)	mg/L	ND	1	1	0.98	0.99	96	97	63-130	0	30	
4-Bromofluorobenzene (S)	%						96	96	70-130			

Results presented on this page are in the units indicated by the "Units" column except where an alternate unit is presented to the right of the result.

REPORT OF LABORATORY ANALYSIS

This report shall not be reproduced, except in full,
without the written consent of Pace Analytical Services, LLC.

Pace Analytical Services, LLC
9800 Kincey Ave. Suite 100
Huntersville, NC 28078
(704)875-9092

QUALITY CONTROL DATA

Project: CPC HUNTERSVILLE SW
Pace Project No.: 92604307

QC Batch: 697947
QC Batch Method: EPA 8260D
Analysis Method: EPA 8260D
Analysis Description: 8260D MSV Low Level
Laboratory: Pace Analytical Services - Charlotte
Associated Lab Samples: 92604307001, 92604307002, 92604307003, 92604307004, 92604307005, 92604307006, 92604307007, 92604307008, 92604307009, 92604307010, 92604307011, 92604307012, 92604307013

METHOD BLANK: 3644569 Matrix: Water
Associated Lab Samples: 92604307001, 92604307002, 92604307003, 92604307004, 92604307005, 92604307006, 92604307007, 92604307008, 92604307009, 92604307010, 92604307011, 92604307012, 92604307013

Parameter	Units	Blank Result	Reporting Limit	MDL	Analyzed	Qualifiers
Benzene	ug/L	ND	1.0	0.34	05/13/22 12:46	
Ethylbenzene	ug/L	ND	1.0	0.30	05/13/22 12:46	
m&p-Xylene	ug/L	ND	2.0	0.71	05/13/22 12:46	
o-Xylene	ug/L	ND	1.0	0.34	05/13/22 12:46	
Toluene	ug/L	ND	1.0	0.48	05/13/22 12:46	
Xylene (Total)	ug/L	ND	1.0	0.34	05/13/22 12:46	
1,2-Dichloroethane-d4 (S)	%	95	70-130		05/13/22 12:46	
4-Bromofluorobenzene (S)	%	100	70-130		05/13/22 12:46	
Toluene-d8 (S)	%	105	70-130		05/13/22 12:46	

LABORATORY CONTROL SAMPLE: 3644570

Parameter	Units	Spike Conc.	LCS Result	LCS % Rec	% Rec Limits	Qualifiers
Benzene	ug/L	50	46.7	93	70-130	
Ethylbenzene	ug/L	50	46.2	92	70-130	
m&p-Xylene	ug/L	100	92.8	93	70-130	
o-Xylene	ug/L	50	47.0	94	70-130	
Toluene	ug/L	50	44.9	90	70-130	
Xylene (Total)	ug/L	150	140	93	70-130	
1,2-Dichloroethane-d4 (S)	%			89	70-130	
4-Bromofluorobenzene (S)	%			97	70-130	
Toluene-d8 (S)	%			96	70-130	

MATRIX SPIKE & MATRIX SPIKE DUPLICATE: 3644571 3644572

Parameter	Units	92604307002 Result	MS Spike Conc.	MSD Spike Conc.	MS Result	MSD Result	MS % Rec	MSD % Rec	% Rec Limits	RPD	Max RPD	Qual
Benzene	ug/L	ND	20	20	22.3	21.9	111	110	67-150	2	30	
Ethylbenzene	ug/L	ND	20	20	21.5	21.1	108	105	68-143	2	30	
m&p-Xylene	ug/L	ND	40	40	43.4	42.4	108	106	53-157	2	30	
o-Xylene	ug/L	ND	20	20	21.7	21.2	108	106	68-143	2	30	
Toluene	ug/L	ND	20	20	22.2	21.7	111	109	47-157	2	30	
Xylene (Total)	ug/L	ND	60	60	65.1	63.6	108	106	66-145	2	30	
1,2-Dichloroethane-d4 (S)	%						88	94	70-130			
4-Bromofluorobenzene (S)	%						95	96	70-130			
Toluene-d8 (S)	%						99	99	70-130			

Results presented on this page are in the units indicated by the "Units" column except where an alternate unit is presented to the right of the result.

REPORT OF LABORATORY ANALYSIS

This report shall not be reproduced, except in full,
without the written consent of Pace Analytical Services, LLC.

Pace Analytical Services, LLC
9800 Kincey Ave. Suite 100
Huntersville, NC 28078
(704)875-9092

QUALIFIERS

Project: CPC HUNTERSVILLE SW
Pace Project No.: 92604307

DEFINITIONS

DF - Dilution Factor, if reported, represents the factor applied to the reported data due to dilution of the sample aliquot.

ND - Not Detected at or above adjusted reporting limit.

TNTC - Too Numerous To Count

J - Estimated concentration above the adjusted method detection limit and below the adjusted reporting limit.

MDL - Adjusted Method Detection Limit.

PQL - Practical Quantitation Limit.

RL - Reporting Limit - The lowest concentration value that meets project requirements for quantitative data with known precision and bias for a specific analyte in a specific matrix.

S - Surrogate

1,2-Diphenylhydrazine decomposes to and cannot be separated from Azobenzene using Method 8270. The result for each analyte is a combined concentration.

Consistent with EPA guidelines, unrounded data are displayed and have been used to calculate % recovery and RPD values.

LCS(D) - Laboratory Control Sample (Duplicate)

MS(D) - Matrix Spike (Duplicate)

DUP - Sample Duplicate

RPD - Relative Percent Difference

NC - Not Calculable.

SG - Silica Gel - Clean-Up

U - Indicates the compound was analyzed for, but not detected.

Acid preservation may not be appropriate for 2 Chloroethylvinyl ether.

A separate vial preserved to a pH of 4-5 is recommended in SW846 Chapter 4 for the analysis of Acrolein and Acrylonitrile by EPA Method 8260.

N-Nitrosodiphenylamine decomposes and cannot be separated from Diphenylamine using Method 8270. The result reported for each analyte is a combined concentration.

Reported results are not rounded until the final step prior to reporting. Therefore, calculated parameters that are typically reported as "Total" may vary slightly from the sum of the reported component parameters.

Pace Analytical is TNI accredited. Contact your Pace PM for the current list of accredited analytes.

TNI - The NELAC Institute.

ANALYTE QUALIFIERS

B	Analyte was detected in the associated method blank.

This report shall not be reproduced, except in full,
without the written consent of Pace Analytical Services, LLC.

Pace Analytical Services, LLC
9800 Kincey Ave. Suite 100
Huntersville, NC 28078
(704)875-9092

QUALITY CONTROL DATA CROSS REFERENCE TABLE

Project: CPC HUNTERSVILLE SW
Pace Project No.: 92604307

Lab ID	Sample ID	QC Batch Method	QC Batch	Analytical Method	Analytical Batch
92604307001	**SW-2-20220512**	EPA 5030B/8015C	699900		
92604307002	**SW-3-20220512**	EPA 5030B/8015C	699900		
92604307003	**SW-19-20220512**	EPA 5030B/8015C	699900		
92604307004	**SW-13-20220512**	EPA 5030B/8015C	699900		
92604307005	**SW-G-20220512**	EPA 5030B/8015C	699900		
92604307006	**SEEP-2 CONFLUENCE 20220512**	EPA 5030B/8015C	699900		
92604307007	**SEEP-2-20220512**	EPA 5030B/8015C	699900		
92604307008	**SEEP-1 CONFLUENCE 20220512**	EPA 5030B/8015C	699309		
92604307009	**SEEP-1-20220512**	EPA 5030B/8015C	699900		
92604307010	**SW-4-20220512**	EPA 5030B/8015C	699900		
92604307011	**EB-1-20220512**	EPA 5030B/8015C	699900		
92604307012	**DUP-1-20220512**	EPA 5030B/8015C	699900		
92604307001	**SW-2-20220512**	EPA 8260D	697947		
92604307002	**SW-3-20220512**	EPA 8260D	697947		
92604307003	**SW-19-20220512**	EPA 8260D	697947		
92604307004	**SW-13-20220512**	EPA 8260D	697947		
92604307005	**SW-G-20220512**	EPA 8260D	697947		
92604307006	**SEEP-2 CONFLUENCE 20220512**	EPA 8260D	697947		
92604307007	**SEEP-2-20220512**	EPA 8260D	697947		
92604307008	**SEEP-1 CONFLUENCE 20220512**	EPA 8260D	697947		
92604307009	**SEEP-1-20220512**	EPA 8260D	697947		
92604307010	**SW-4-20220512**	EPA 8260D	697947		
92604307011	**EB-1-20220512**	EPA 8260D	697947		
92604307012	**DUP-1-20220512**	EPA 8260D	697947		
92604307013	**TRIP BLANK**	EPA 8260D	697947		

This report shall not be reproduced, except in full,
without the written consent of Pace Analytical Services, LLC.

Pace Analytical	Document Name: Sample Condition Upon Receipt (SCUR)	Document Revised: November 15, 2021 Page 1 of 2
	Document No.: F-CAR-CS-033-Rev.08	Issuing Authority: Pace Carolinas Quality Office

Laboratory receiving samples:
Asheville ☐ Eden ☐ Greenwood ☐ Huntersville ☒ Raleigh ☐ Mechanicsville ☐ Atlanta ☐ Kernersville ☐

Sample Condition Upon Receipt

Client Name: AECOM

Project # WO# : 92604307

92604307

Courier: ☐ Commercial ☐ Fed Ex ☐ Pace ☐ UPS ☐ USPS ☐ Other:____ ☒ Client

Custody Seal Present? ☐ Yes ☒ No **Seals Intact?** ☐ Yes ☒ No

Date/Initials Person Examining Contents: KH 5/12/27

Packing Material: ☒ Bubble Wrap ☒ Bubble Bags ☐ None ☐ Other

Biological Tissue Frozen? ☐ Yes ☐ No ☒ N/A

Thermometer: ☒ IR Gun ID: CRTOM

Type of Ice: ☒ Wet ☐ Blue ☐ None

Cooler Temp: 2.6

Correction Factor: Add/Subtract (°C) 0

Temp should be above freezing to 6°C
☐ Samples out of temp criteria. Samples on ice, cooling process has begun

Cooler Temp Corrected (°C): 2.6

USDA Regulated Soil (☒ N/A, water sample)

Did samples originate in a quarantine zone within the United States: CA, NY, or SC (check maps)? ☐ Yes ☐ No

Did samples originate from a foreign source (internationally, including Hawaii and Puerto Rico)? ☐ Yes ☐ No

				Comments/Discrepancy:
Chain of Custody Present?	☒ Yes	☐ No	☐ N/A	1.
Samples Arrived within Hold Time?	☒ Yes	☐ No	☐ N/A	2.
Short Hold Time Analysis (<72 hr.)?	☐ Yes	☒ No	☐ N/A	3.
Rush Turn Around Time Requested?	☐ Yes	☒ No	☐ N/A	4.
Sufficient Volume?	☒ Yes	☐ No	☐ N/A	5.
Correct Containers Used?	☒ Yes	☐ No	☐ N/A	6.
-Pace Containers Used?	☒ Yes	☐ No	☐ N/A	
Containers Intact?	☒ Yes	☐ No	☐ N/A	7.
Dissolved analysis: Samples Field Filtered?	☐ Yes	☐ No	☒ N/A	8.
Sample Labels Match COC?	☒ Yes	☐ No	☒ N/A	9.
-Includes Date/Time/ID/Analysis Matrix: WT				
Headspace in VOA Vials (>5-6mm)?	☐ Yes	☒ No	☐ N/A	10.
Trip Blank Present?	☒ Yes	☐ No	☐ N/A	11.
Trip Blank Custody Seals Present?	☒ Yes	☐ No	☐ N/A	

COMMENTS/SAMPLE DISCREPANCY

Field Data Required? ☐ Yes ☐ No

Lot ID of split containers:

CLIENT NOTIFICATION/RESOLUTION

Person contacted: _____ Date/Time: _____

Project Manager SCURF Review: _____ Date: _____

Project Manager SRF Review: _____ Date: _____

Pace Analytical	Bottle Identification Form (BIF)	Page 1 of 1
	Document No.: F-CAR-CS-043-Rev.01	Issuing Authority: Pace Carolinas Quality Office

***Check mark top half of box if pH and/or dechlorination is verified and within the acceptance range for preservation samples.**

Exceptions: VOA, Coliform, TOC, Oil and Grease, DRO/8015 (water) DOC, LLHg

****Bottom half of box is to list number of bottles**

Project # **WO# : 92604307**

PM: BV Due Date: 05/19/22

CLIENT: 92-AECOM CHA

Matrix	Item#	BP4U-125 mL Plastic Unpreserved (N/A) (Cl-)	BP3U-250 mL Plastic Unpreserved (N/A)	BP2U-500 mL Plastic Unpreserved (N/A)	BP1U-1 liter Plastic Unpreserved (N/A)	BP4S-125 mL Plastic H2SO4 (pH < 2) (Cl-)	BP3N-250 mL plastic HNO3 (pH < 2)	BP4Z-125 mL Plastic ZN Acetate & NaOH (>9)	BP4B-125 mL Plastic NaOH (pH > 12) (Cl-)	WGFU-Wide-mouthed Glass jar Unpreserved	AG1U-1 liter Amber Unpreserved (N/A) (Cl-)	AG1H-1 liter Amber HCl (pH < 2)	AG3U-250 mL Amber Unpreserved (N/A) (Cl-)	AG1S-1 liter Amber H2SO4 (pH < 2)	AG3S-250 mL Amber H2SO4 (pH < 2)	AG3A(DG3A)-250 mL Amber NH4Cl (N/A)(Cl-)	DG9H-40 mL VOA HCl (N/A)	VG9T-40 mL VOA Na2S2O3 (N/A)	VG9U-40 mL VOA Unpreserved (N/A)	DG9P-40 mL VOA H3PO4 (N/A)	VOAK (3 vials per kit)-5035 kit (N/A)	V/GK (3 vials per kit)-VPH/Gas kit (N/A)	SP5T-125 mL Sterile Plastic (N/A – lab)	SP2T-250 mL Sterile Plastic (N/A – lab)		BP3A-250 mL Plastic (NH2)2SO4 (9.3-9.7)	AG0U-100 mL Amber Unpreserved vials (N/A)	VSGU-20 mL Scintillation vials (N/A)	DG9U-40 mL Amber Unpreserved vials (N/A)
	1																6													
	2																16													
	3																6													
	4																													
	5																													
	6																													
	7																													
	8																													
	9																													
	10																													
	11																													
	12																													

pH Adjustment Log for Preserved Samples

Sample ID	Type of Preservative	pH upon receipt	Date preservation adjusted	Time preservation adjusted	Amount of Preservative added	Lot #

Note: Whenever there is a discrepancy affecting North Carolina compliance samples, a copy of this form will be sent to the North Carolina DEHNR Certification Office (i.e. Out of hold, incorrect preservative, out of temp, incorrect containers.

2

***Check mark top half of box if pH and/or dechlorination is verified and within the acceptance range for preservation samples.**

Exceptions: VOA, Coliform, TOC, Oil and Grease, DRO/8015 (water) DOC, LLHg

****Bottom half of box is to list number of bottles**

Project # **WO# : 92604307**

PM: BV Due Date: 05/19/22

CLIENT: 92-AECOM CHA

Item#	BP4U-125 mL Plastic Unpreserved (N/A) (Cl-)	BP3U-250 mL Plastic Unpreserved (N/A)	BP2U-500 mL Plastic Unpreserved (N/A)	BP1U-1 liter Plastic Unpreserved (N/A)	BP4S-125 mL Plastic H2SO4 (pH < 2) (Cl-)	BP3N-250 mL plastic HNO3 (pH < 2)	BP4Z-125 mL Plastic ZN Acetate & NaOH (>9)	BP4B-125 mL Plastic NaOH (pH > 12) (Cl-)	WGFU-Wide-mouthed Glass jar Unpreserved	AG1U-1 liter Amber Unpreserved (N/A) (Cl-)	AG1H-1 liter Amber HCl (pH < 2)	AG3U-250 mL Amber Unpreserved (N/A) (Cl-)	AG1S-1 liter Amber H2SO4 (pH < 2)	AG3S-250 mL Amber H2SO4 (pH < 2)	AG3A(DG3A)-250 mL Amber NH4Cl (N/A)(Cl-)	DG9H-40 mL VOA HCl (N/A)	VG9T-40 mL VOA Na2S2O3 (N/A)	VG9U-40 mL VOA Unpreserved (N/A)	DG9P-40 mL VOA H3PO4 (N/A)	VOAK (3 vials per kit)-5035 kit (N/A)	V/GK (3 vials per kit)-VPH/Gas kit (N/A)	SP5T-125 mL Sterile Plastic (N/A – lab)	SP2T-250 mL Sterile Plastic (N/A – lab)		BP3A-250 mL Plastic (NH2)2SO4 (9.3-9.7)	AG0U-100 mL Amber Unpreserved vials (N/A)	VSGU-20 mL Scintillation vials (N/A)	DG9U-40 mL Amber Unpreserved vials (N/A)
1																2													
2																													
3																													
4																													
5																													
6																													
7																													
8																													
9																													
10																													
11																													
12																													

pH Adjustment Log for Preserved Samples

Sample ID	Type of Preservative	pH upon receipt	Date preservation adjusted	Time preservation adjusted	Amount of Preservative added	Lot #

Note: Whenever there is a discrepancy affecting North Carolina compliance samples, a copy of this form will be sent to the North Carolina DEHNR Certification Office (i.e. Out of hold, incorrect preservative, out of temp, incorrect containers.

Pace

CHAIN-OF-CUSTODY / Analytical Request Document

The Chain-of-Custody is a LEGAL DOCUMENT. All relevant fields must be completed accurately.

Submitting a sample via this chain of custody constitutes acknowledgment and acceptance of the Pace Terms and Conditions found at https://info.pacelabs.com/hubfs/pas-standard-terms.pdf.

Page : 1 Of 2

Section A Required Client Information:		Section B Required Project Information:		Section C Invoice Information:	
Company:	AECOM	Report To:	Andrew Wreschnig	Attention:	
Address:	6000 Fairview Road	Copy To:		Company Name:	
	Suite 200, Charlotte, NC 28226			Address:	
Email:	andrew.wreschnig@aecom.com	Purchase Order #:		Pace Quote:	60674226
Phone:	(704)522-0330 Fax	Project Name:	CPC Huntersville SW	Pace Project Manager:	bonnie.vang@pacelabs.com,
Requested Due Date:		Project #:		Pace Profile #:	12518-6

Regulatory Agency: | State / Location: NC

Requested Analysis Filtered (Y/N)

ITEM #	SAMPLE ID (One Character per box. (A-Z, 0-9 / , -) Sample Ids must be unique)	MATRIX CODE (see valid codes to left)	SAMPLE TYPE (G=GRAB C=COMP)	COLLECTED START DATE	COLLECTED START TIME	COLLECTED END DATE	COLLECTED END TIME	SAMPLE TEMP AT COLLECTION	# OF CONTAINERS	Preservatives: Unpreserved	H2SO4	HNO3	HCl	NaOH	Na2S2O3	Methanol	Other	Analyses Test Y/N	VOC 8260-BTEX	GRO 8015	Trip BLANK	Residual Chlorine (Y/N)	92604307
1	SW-2-20220512	WT	G	5/12/22	0940				6				X						X	X			01
2	SW-3-20220512 MS/MSD	WT	G	5/12/22	1000				18				X						X	X			02
3	SW-19-20220512	WT	G	5/12/22	1030				6				X						X	X			03
4	SW-13-20220512	WT	G	5/12/22	1100				6				X						X	X			04
5	SW-G-20220512	WT	G	5/12/22	1315				6				X						X	X			05
6	Seep-2 Confluence-20220512	WT	G	5/12/22	1320				6				X						X	X			06
7	Seep-2-20220512	WT	G	5/12/22	1325				6				X						X	X			07
8	Seep-1 Confluence-20220512	WT	G	5/12/22	1330				6				X						X	X			08
9	Seep-1-20220512	WT	G	5/12/22	1335				6				X						X	X			09
10	SW-4-20220512	WT	G	5/12/22	1415				6				X						X	X			10
11	EB-1-20220512	WT	G	5/12/22	1230				6				X						X	X			11
12	Dup-1-20220512	WT	G	5/12/22	—				6				X						X	X			12

MATRIX CODE: Drinking Water DW; Water WT; Waste Water WW; Product P; Soil/Solid SL; Oil OL; Wipe WP; Air AR; Other OT; Tissue TS

ADDITIONAL COMMENTS	RELINQUISHED BY / AFFILIATION	DATE	TIME	ACCEPTED BY / AFFILIATION	DATE	TIME	SAMPLE CONDITIONS			
	Erik Rigel / AECOM	5/12/22	1525	Pace	5/12/22	1525	2.6	Y	N	Y

SAMPLER NAME AND SIGNATURE

PRINT Name of SAMPLER: Erik Rigel

SIGNATURE of SAMPLER: Erik Rigel

DATE Signed: 5/12/22

TEMP in C	Received on Ice (Y/N)	Custody Sealed Cooler (Y/N)	Samples Intact (Y/N)

Pace

CHAIN-OF-CUSTODY / Analytical Request Document

The Chain-of-Custody is a LEGAL DOCUMENT. All relevant fields must be completed accurately.

Submitting a sample via this chain of custody constitutes acknowledgment and acceptance of the Pace Terms and Conditions found at https://info.pacelabs.com/hubfs/pas-standard-terms.pdf.

Page : 1 Of 1

Section A Required Client Information:	Section B Required Project Information:	Section C Invoice Information:	
Company: AECOM	Report To: Andrew Wreschnig	Attention:	
Address: 6000 Fairview Road	Copy To:	Company Name:	
Suite 200, Charlotte, NC 28226		Address:	Regulatory Agency
Email: andrew.wreschnig@aecom.com	Purchase Order #:	Pace Quote: 60674226	
Phone: (704)522-0330 Fax	Project Name: CPC Huntersville SW	Pace Project Manager: bonnie.vang@pacelabs.com,	State / Location
Requested Due Date:	Project #:	Pace Profile #: 12518-6	NC

ITEM #	SAMPLE ID One Character per box. (A-Z, 0-9 / , -) Sample Ids must be unique MATRIX / CODE Drinking Water DW Water WT Waste Water WW Product P Soil/Solid SL Oil OL Wipe WP Air AR Other OT Tissue TS	MATRIX CODE (see valid codes to left)	SAMPLE TYPE (G=GRAB C=COMP)	COLLECTED START DATE	COLLECTED START TIME	COLLECTED END DATE	COLLECTED END TIME	SAMPLE TEMP AT COLLECTION	# OF CONTAINERS	Preservatives: Unpreserved	H2SO4	HNO3	HCl	NaOH	Na2S2O3	Methanol	Other	Analyses Test Y/N	VOC 8260-BTEX	GRO 8015	Trip BLANK	Residual Chlorine (Y/N)	92604307
1	Trip Blank	WT	-	-	-				2				X							X			013
2																							
3																							
4																							
5																							
6																							
7																							
8																							
9																							
10																							
11																							
12																							

Requested Analysis Filtered (Y/N)

ADDITIONAL COMMENTS	RELINQUISHED BY / AFFILIATION	DATE	TIME	ACCEPTED BY / AFFILIATION	DATE	TIME	SAMPLE CONDITIONS			
	E Ryl / AECOM	5/12/22	1525	CS Pace	5/12/22	1525	2.6	Y	N	Y

SAMPLER NAME AND SIGNATURE

PRINT Name of SAMPLER: Erik Riegel

SIGNATURE of SAMPLER: E Ryl

DATE Signed: 5/12/22

TEMP in C	Received on Ice (Y/N)	Custody Sealed Cooler (Y/N)	Samples Intact (Y/N)

Pace Analytical Services, LLC
9800 Kincey Ave. Suite 100
Huntersville, NC 28078
(704)875-9092

May 25, 2022

Andrew Wreschnig
AECOM
6000 Fairview Road
Suite 200
Charlotte, NC 28210

RE: Project: CPC Huntersville (SW-Seep-1)
Pace Project No.: 92605777

Dear Andrew Wreschnig:

Enclosed are the analytical results for sample(s) received by the laboratory on May 12, 2022. The results relate only to the samples included in this report. Results reported herein conform to the applicable TNI/NELAC Standards and the laboratory's Quality Manual, where applicable, unless otherwise noted in the body of the report.

The test results provided in this final report were generated by each of the following laboratories within the Pace Network:

- Pace Analytical Services - Charlotte

If you have any questions concerning this report, please feel free to contact me.

Sincerely,

Bonnie Vang
bonnie.vang@pacelabs.com
(704)875-9092
Project Manager

Enclosures

cc: Teresa Amentt Jennings, AECOM
Jeff Morrison, Colonial Pipeline Company

This report shall not be reproduced, except in full,
without the written consent of Pace Analytical Services, LLC.

Pace Analytical Services, LLC
9800 Kincey Ave. Suite 100
Huntersville, NC 28078
(704)875-9092

CERTIFICATIONS

Project: CPC Huntersville (SW-Seep-1)
Pace Project No.: 92605777

Pace Analytical Services Charlotte

South Carolina Laboratory ID: 99006
9800 Kincey Ave. Ste 100, Huntersville, NC 28078
North Carolina Drinking Water Certification #: 37706
North Carolina Field Services Certification #: 5342
North Carolina Wastewater Certification #: 12
South Carolina Laboratory ID: 99006
South Carolina Certification #: 99006001
South Carolina Drinking Water Cert. #: 99006003
Florida/NELAP Certification #: E87627
Kentucky UST Certification #: 84
Louisiana DoH Drinking Water #: LA029
Virginia/VELAP Certification #: 460221

REPORT OF LABORATORY ANALYSIS

This report shall not be reproduced, except in full,
without the written consent of Pace Analytical Services, LLC.

Pace Analytical Services, LLC
9800 Kincey Ave. Suite 100
Huntersville, NC 28078
(704)875-9092

SAMPLE SUMMARY

Project: CPC Huntersville (SW-Seep-1)
Pace Project No.: 92605777

Lab ID	Sample ID	Matrix	Date Collected	Date Received
92605777001	**SEEP-1 CONFLUENCE 20220512**	Water	05/12/22 13:30	05/12/22 15:25

REPORT OF LABORATORY ANALYSIS

This report shall not be reproduced, except in full,
without the written consent of Pace Analytical Services, LLC.

Pace Analytical Services, LLC
9800 Kincey Ave. Suite 100
Huntersville, NC 28078
(704)875-9092

SAMPLE ANALYTE COUNT

Project: CPC Huntersville (SW-Seep-1)
Pace Project No.: 92605777

Lab ID	Sample ID	Method	Analysts	Analytes Reported	Laboratory
92605777001	**SEEP-1 CONFLUENCE 20220512**	EPA 8260D	LMB	9	PASI-C

PASI-C = Pace Analytical Services - Charlotte

This report shall not be reproduced, except in full,
without the written consent of Pace Analytical Services, LLC.

Pace Analytical Services, LLC
9800 Kincey Ave. Suite 100
Huntersville, NC 28078
(704)875-9092

ANALYTICAL RESULTS

Project: CPC Huntersville (SW-Seep-1)
Pace Project No.: 92605777

Sample: SEEP-1 CONFLUENCE 20220512 **Lab ID: 92605777001** Collected: 05/12/22 13:30 Received: 05/12/22 15:25 Matrix: Water

Parameters	Results	Units	Report Limit	MDL	DF	Prepared	Analyzed	CAS No.	Qual
8260D MSV Low Level	Analytical Method: EPA 8260D Pace Analytical Services - Charlotte								
Benzene	ND	ug/L	1.0	0.34	1		05/24/22 02:21	71-43-2	
Ethylbenzene	ND	ug/L	1.0	0.30	1		05/24/22 02:21	100-41-4	
Toluene	**1.0**	ug/L	1.0	0.48	1		05/24/22 02:21	108-88-3	
Xylene (Total)	ND	ug/L	1.0	0.34	1		05/24/22 02:21	1330-20-7	
m&p-Xylene	ND	ug/L	2.0	0.71	1		05/24/22 02:21	179601-23-1	
o-Xylene	ND	ug/L	1.0	0.34	1		05/24/22 02:21	95-47-6	
Surrogates									
4-Bromofluorobenzene (S)	99	%	70-130		1		05/24/22 02:21	460-00-4	
1,2-Dichloroethane-d4 (S)	107	%	70-130		1		05/24/22 02:21	17060-07-0	
Toluene-d8 (S)	98	%	70-130		1		05/24/22 02:21	2037-26-5	

REPORT OF LABORATORY ANALYSIS

This report shall not be reproduced, except in full,
without the written consent of Pace Analytical Services, LLC.

Pace Analytical Services, LLC
9800 Kincey Ave. Suite 100
Huntersville, NC 28078
(704)875-9092

QUALITY CONTROL DATA

Project: CPC Huntersville (SW-Seep-1)
Pace Project No.: 92605777

QC Batch: 699976
QC Batch Method: EPA 8260D
Analysis Method: EPA 8260D
Analysis Description: 8260D MSV Low Level
Laboratory: Pace Analytical Services - Charlotte
Associated Lab Samples: 92605777001

METHOD BLANK: 3653940 Matrix: Water
Associated Lab Samples: 92605777001

Parameter	Units	Blank Result	Reporting Limit	MDL	Analyzed	Qualifiers
Benzene	ug/L	ND	1.0	0.34	05/23/22 20:01	
Ethylbenzene	ug/L	ND	1.0	0.30	05/23/22 20:01	
m&p-Xylene	ug/L	ND	2.0	0.71	05/23/22 20:01	
o-Xylene	ug/L	ND	1.0	0.34	05/23/22 20:01	
Toluene	ug/L	ND	1.0	0.48	05/23/22 20:01	
Xylene (Total)	ug/L	ND	1.0	0.34	05/23/22 20:01	
1,2-Dichloroethane-d4 (S)	%	104	70-130		05/23/22 20:01	
4-Bromofluorobenzene (S)	%	99	70-130		05/23/22 20:01	
Toluene-d8 (S)	%	98	70-130		05/23/22 20:01	

LABORATORY CONTROL SAMPLE: 3653941

Parameter	Units	Spike Conc.	LCS Result	LCS % Rec	% Rec Limits	Qualifiers
Benzene	ug/L	50	50.0	100	70-130	
Ethylbenzene	ug/L	50	53.8	108	70-130	
m&p-Xylene	ug/L	100	108	108	70-130	
o-Xylene	ug/L	50	54.4	109	70-130	
Toluene	ug/L	50	52.1	104	70-130	
Xylene (Total)	ug/L	150	163	108	70-130	
1,2-Dichloroethane-d4 (S)	%			98	70-130	
4-Bromofluorobenzene (S)	%			103	70-130	
Toluene-d8 (S)	%			100	70-130	

MATRIX SPIKE & MATRIX SPIKE DUPLICATE: 3653942 3653943

Parameter	Units	92605552029 Result	MS Spike Conc.	MSD Spike Conc.	MS Result	MSD Result	MS % Rec	MSD % Rec	% Rec Limits	RPD	Max RPD	Qual
Benzene	ug/L	ND	2000	2000	2210	2190	110	110	67-150	1	30	
Ethylbenzene	ug/L	ND	2000	2000	2140	2130	107	107	68-143	0	30	
m&p-Xylene	ug/L	ND	4000	4000	4380	4310	109	108	53-157	2	30	
o-Xylene	ug/L	ND	2000	2000	2180	2180	109	109	68-143	0	30	
Toluene	ug/L	ND	2000	2000	2210	2160	111	108	47-157	2	30	
Xylene (Total)	ug/L	ND	6000	6000	6550	6480	109	108	66-145	1	30	
1,2-Dichloroethane-d4 (S)	%						98	103	70-130			
4-Bromofluorobenzene (S)	%						102	103	70-130			
Toluene-d8 (S)	%						99	99	70-130			

Results presented on this page are in the units indicated by the "Units" column except where an alternate unit is presented to the right of the result.

REPORT OF LABORATORY ANALYSIS

This report shall not be reproduced, except in full,
without the written consent of Pace Analytical Services, LLC.

Pace Analytical Services, LLC
9800 Kincey Ave. Suite 100
Huntersville, NC 28078
(704)875-9092

QUALIFIERS

Project: CPC Huntersville (SW-Seep-1)
Pace Project No.: 92605777

DEFINITIONS

DF - Dilution Factor, if reported, represents the factor applied to the reported data due to dilution of the sample aliquot.

ND - Not Detected at or above adjusted reporting limit.

TNTC - Too Numerous To Count

J - Estimated concentration above the adjusted method detection limit and below the adjusted reporting limit.

MDL - Adjusted Method Detection Limit.

PQL - Practical Quantitation Limit.

RL - Reporting Limit - The lowest concentration value that meets project requirements for quantitative data with known precision and bias for a specific analyte in a specific matrix.

S - Surrogate

1,2-Diphenylhydrazine decomposes to and cannot be separated from Azobenzene using Method 8270. The result for each analyte is a combined concentration.

Consistent with EPA guidelines, unrounded data are displayed and have been used to calculate % recovery and RPD values.

LCS(D) - Laboratory Control Sample (Duplicate)

MS(D) - Matrix Spike (Duplicate)

DUP - Sample Duplicate

RPD - Relative Percent Difference

NC - Not Calculable.

SG - Silica Gel - Clean-Up

U - Indicates the compound was analyzed for, but not detected.

Acid preservation may not be appropriate for 2 Chloroethylvinyl ether.

A separate vial preserved to a pH of 4-5 is recommended in SW846 Chapter 4 for the analysis of Acrolein and Acrylonitrile by EPA Method 8260.

N-Nitrosodiphenylamine decomposes and cannot be separated from Diphenylamine using Method 8270. The result reported for each analyte is a combined concentration.

Reported results are not rounded until the final step prior to reporting. Therefore, calculated parameters that are typically reported as "Total" may vary slightly from the sum of the reported component parameters.

Pace Analytical is TNI accredited. Contact your Pace PM for the current list of accredited analytes.

TNI - The NELAC Institute.

This report shall not be reproduced, except in full,
without the written consent of Pace Analytical Services, LLC.

Pace Analytical Services, LLC
9800 Kincey Ave. Suite 100
Huntersville, NC 28078
(704)875-9092

QUALITY CONTROL DATA CROSS REFERENCE TABLE

Project: CPC Huntersville (SW-Seep-1)
Pace Project No.: 92605777

Lab ID	Sample ID	QC Batch Method	QC Batch	Analytical Method	Analytical Batch
92605777001	**SEEP-1 CONFLUENCE 20220512**	EPA 8260D	699976		

This report shall not be reproduced, except in full,
without the written consent of Pace Analytical Services, LLC.

Laboratory receiving samples:
Asheville ☐ Eden ☐ Greenwood ☐ Huntersville ☒ Raleigh ☐ Mechanicsville ☐ Atlanta ☐ Kernersville ☐

Sample Condition Upon Receipt

Client Name: AECOM

Project # WO# : 92604307

92604307

Courier: ☐ Fed Ex ☐ UPS ☐ USPS ☒ Client ☐ Commercial ☐ Pace ☐ Other:____

Custody Seal Present? ☐ Yes ☒ No **Seals Intact?** ☐ Yes ☒ No

Date/Initials Person Examining Contents: KH 5/12/22

Packing Material: ☒ Bubble Wrap ☒ Bubble Bags ☐ None ☐ Other

Biological Tissue Frozen? ☐ Yes ☐ No ☒ N/A

Thermometer: ☒ IR Gun ID: 62100a **Type of Ice:** ☒ Wet ☐ Blue ☐ None

Cooler Temp: 2.6 **Correction Factor:** Add/Subtract (°C) 0

Temp should be above freezing to 6°C
☐ Samples out of temp criteria. Samples on ice, cooling process has begun

Cooler Temp Corrected (°C): 2.6

USDA Regulated Soil (☒ N/A, water sample)
Did samples originate in a quarantine zone within the United States: CA, NY, or SC (check maps)? ☐ Yes ☐ No
Did samples originate from a foreign source (internationally, including Hawaii and Puerto Rico)? ☐ Yes ☐ No

				Comments/Discrepancy:
Chain of Custody Present?	☒ Yes	☐ No	☐ N/A	1.
Samples Arrived within Hold Time?	☒ Yes	☐ No	☐ N/A	2.
Short Hold Time Analysis (<72 hr.)?	☐ Yes	☒ No	☐ N/A	3.
Rush Turn Around Time Requested?	☐ Yes	☒ No	☐ N/A	4.
Sufficient Volume?	☒ Yes	☐ No	☐ N/A	5.
Correct Containers Used?	☒ Yes	☐ No	☐ N/A	6.
-Pace Containers Used?	☒ Yes	☐ No	☐ N/A	
Containers Intact?	☒ Yes	☐ No	☐ N/A	7.
Dissolved analysis: Samples Field Filtered?	☐ Yes	☐ No	☒ N/A	8.
Sample Labels Match COC?	☒ Yes	☐ No	☒ N/A	9.
-Includes Date/Time/ID/Analysis Matrix: WT				
Headspace in VOA Vials (>5-6mm)?	☐ Yes	☒ No	☐ N/A	10.
Trip Blank Present?	☒ Yes	☐ No	☐ N/A	11.
Trip Blank Custody Seals Present?	☒ Yes	☐ No	☐ N/A	

COMMENTS/SAMPLE DISCREPANCY

Field Data Required? ☐ Yes ☐ No

Lot ID of split containers:

CLIENT NOTIFICATION/RESOLUTION

Client would like to re-run 8260 on Seep-1 Confluence and also requested a level IV data package.
PM had to re-log Seep-1 Confluence under a new WO# 92605777 and report the level IV report.

Person contacted: Andrew Wreschnig Date/Time: 05/20/22

Project Manager SCURF Review: _____ Date: _____

Project Manager SRF Review: _____ Date: _____

Pace Analytical®	Bottle Identification Form (BIF)	Page 1 of 1
	Document No.: F-CAR-CS-043-Rev.01	Issuing Authority: Pace Carolinas Quality Office

***Check mark top half of box if pH and/or dechlorination is verified and within the acceptance range for preservation samples.**

Exceptions: VOA, Coliform, TOC, Oil and Grease, DRO/8015 (water) DOC, LLHg

****Bottom half of box is to list number of bottles**

Project # **WO# : 92604307**

PM: BV Due Date: 05/19/22

CLIENT: 92-AECOM CHA

Matrix	Item#	BP4U-125 mL Plastic Unpreserved (N/A) (Cl-)	BP3U-250 mL Plastic Unpreserved (N/A)	BP2U-500 mL Plastic Unpreserved (N/A)	BP1U-1 liter Plastic Unpreserved (N/A)	BP4S-125 mL Plastic H2SO4 (pH < 2) (Cl-)	BP3N-250 mL plastic HNO3 (pH < 2)	BP4Z-125 mL Plastic ZN Acetate & NaOH (>9)	BP4B-125 mL Plastic NaOH (pH > 12) (Cl-)	WGFU-Wide-mouthed Glass jar Unpreserved	AG1U-1 liter Amber Unpreserved (N/A) (Cl-)	AG1H-1 liter Amber HCl (pH < 2)	AG3U-250 mL Amber Unpreserved (N/A) (Cl-)	AG1S-1 liter Amber H2SO4 (pH < 2)	AG3S-250 mL Amber H2SO4 (pH < 2)	AG3A(DG3A)-250 mL Amber NH4Cl (N/A)(Cl-)	DG9H-40 mL VOA HCl (N/A)	VG9T-40 mL VOA Na2S2O3 (N/A)	VG9U-40 mL VOA Unpreserved (N/A)	DG9P-40 mL VOA H3PO4 (N/A)	VOAK (3 vials per kit)-5035 kit (N/A)	V/GK (3 vials per kit)-VPH/Gas kit (N/A)	SP5T-125 mL Sterile Plastic (N/A – lab)	SP2T-250 mL Sterile Plastic (N/A – lab)		BP3A-250 mL Plastic (NH2)2SO4 (9.3-9.7)	AG0U-100 mL Amber Unpreserved vials (N/A)	VSGU-20 mL Scintillation vials (N/A)	DG9U-40 mL Amber Unpreserved vials (N/A)
	1																6													
	2																16													
	3																6													
	4																													
	5																													
	6																													
	7																													
	8																													
	9																													
	10																													
	11																													
	12																													

pH Adjustment Log for Preserved Samples

Sample ID	Type of Preservative	pH upon receipt	Date preservation adjusted	Time preservation adjusted	Amount of Preservative added	Lot #

Note: Whenever there is a discrepancy affecting North Carolina compliance samples, a copy of this form will be sent to the North Carolina DEHNR Certification Office (i.e. Out of hold, incorrect preservative, out of temp, incorrect containers.

2

***Check mark top half of box if pH and/or dechlorination is verified and within the acceptance range for preservation samples.**

Exceptions: VOA, Coliform, TOC, Oil and Grease, DRO/8015 (water) DOC, LLHg

****Bottom half of box is to list number of bottles**

Project # **WO# : 92604307**

PM: BV Due Date: 05/19/22

CLIENT: 92-AECOM CHA

Item#	BP4U-125 mL Plastic Unpreserved (N/A) (Cl-)	BP3U-250 mL Plastic Unpreserved (N/A)	BP2U-500 mL Plastic Unpreserved (N/A)	BP1U-1 liter Plastic Unpreserved (N/A)	BP4S-125 mL Plastic H2SO4 (pH < 2) (Cl-)	BP3N-250 mL plastic HNO3 (pH < 2)	BP4Z-125 mL Plastic ZN Acetate & NaOH (>9)	BP4B-125 mL Plastic NaOH (pH > 12) (Cl-)	WGFU-Wide-mouthed Glass jar Unpreserved	AG1U-1 liter Amber Unpreserved (N/A) (Cl-)	AG1H-1 liter Amber HCl (pH < 2)	AG3U-250 mL Amber Unpreserved (N/A) (Cl-)	AG1S-1 liter Amber H2SO4 (pH < 2)	AG3S-250 mL Amber H2SO4 (pH < 2)	AG3A(DG3A)-250 mL Amber NH4Cl (N/A)(Cl-)	DG9H-40 mL VOA HCl (N/A)	VG9T-40 mL VOA Na2S2O3 (N/A)	VG9U-40 mL VOA Unpreserved (N/A)	DG9P-40 mL VOA H3PO4 (N/A)	VOAK (3 vials per kit)-5035 kit (N/A)	V/GK (3 vials per kit)-VPH/Gas kit (N/A)	SP5T-125 mL Sterile Plastic (N/A – lab)	SP2T-250 mL Sterile Plastic (N/A – lab)		BP3A-250 mL Plastic (NH2)2SO4 (9.3-9.7)	AG0U-100 mL Amber Unpreserved vials (N/A)	VSGU-20 mL Scintillation vials (N/A)	DG9U-40 mL Amber Unpreserved vials (N/A)
1																2													
2																													
3																													
4																													
5																													
6																													
7																													
8																													
9																													
10																													
11																													
12																													

pH Adjustment Log for Preserved Samples

Sample ID	Type of Preservative	pH upon receipt	Date preservation adjusted	Time preservation adjusted	Amount of Preservative added	Lot #

Note: Whenever there is a discrepancy affecting North Carolina compliance samples, a copy of this form will be sent to the North Carolina DEHNR Certification Office (i.e. Out of hold, incorrect preservative, out of temp, incorrect containers.

Pace

CHAIN-OF-CUSTODY / Analytical Request Document

The Chain-of-Custody is a LEGAL DOCUMENT. All relevant fields must be completed accurately.

Submitting a sample via this chain of custody constitutes acknowledgment and acceptance of the Pace Terms and Conditions found at https://info.pacelabs.com/hubfs/pas-standard-terms.pdf.

Page : 1 Of 2

Section A Required Client Information:		Section B Required Project Information:		Section C Invoice Information:	
Company:	AECOM	Report To:	Andrew Wreschnig	Attention:	
Address:	6000 Fairview Road	Copy To:		Company Name:	
	Suite 200, Charlotte, NC 28226			Address:	
Email:	andrew.wreschnig@aecom.com	Purchase Order #:		Pace Quote:	60674226
Phone:	(704)522-0330 Fax	Project Name:	CPC Huntersville SW	Pace Project Manager:	bonnie.vang@pacelabs.com,
Requested Due Date:		Project #:		Pace Profile #:	12518-6

Regulatory Agency: | State / Location: NC

ITEM #	SAMPLE ID (One Character per box. (A-Z, 0-9 / , -) Sample Ids must be unique)	MATRIX CODE (see valid codes to left)	SAMPLE TYPE (G=GRAB C=COMP)	COLLECTED START DATE	COLLECTED START TIME	COLLECTED END DATE	COLLECTED END TIME	SAMPLE TEMP AT COLLECTION	# OF CONTAINERS	Preservatives: Unpreserved	H2SO4	HNO3	HCl	NaOH	Na2S2O3	Methanol	Other	Analyses Test Y/N	VOC 8260-BTEX	GRO 8015	Trip BLANK	Residual Chlorine (Y/N)	92604307
1	SW-2-20220512	WT	G	5/12/22	0940				6				X						X	X			01
2	SW-3-20220512 MS/MSD	WT	G	5/12/22	1000				18				X						X	X			02
3	SW-19-20220512	WT	G	5/12/22	1030				6				X						X	X			03
4	SW-13-20220512	WT	G	5/12/22	1100				6				X						X	X			04
5	SW-G-20220512	WT	G	5/12/22	1315				6				X						X	X			05
6	Seep-2 Confluence-20220512	WT	G	5/12/22	1320				6				X						X	X			06
7	Seep-2-20220512	WT	G	5/12/22	1325				6				X						X	X			07
8	Seep-1 Confluence-20220512	WT	G	5/12/22	1330				6				X						X	X			08
9	Seep-1-20220512	WT	G	5/12/22	1335				6				X						X	X			09
10	SW-4-20220512	WT	G	5/12/22	1415				6				X						X	X			10
11	EB-1-20220512	WT	G	5/12/22	1230				6				X						X	X			11
12	Dup-1-20220512	WT	G	5/12/22	—				6				X						X	X			12

ADDITIONAL COMMENTS	RELINQUISHED BY / AFFILIATION	DATE	TIME	ACCEPTED BY / AFFILIATION	DATE	TIME	SAMPLE CONDITIONS			
	Erik Rigel / AECOM	5/12/22	1525	Space	5/12/22	1525	2.6	Y	N	Y

SAMPLER NAME AND SIGNATURE

PRINT Name of SAMPLER: Erik Rigel

SIGNATURE of SAMPLER: Erik Rigel

DATE Signed: 5/12/22

TEMP in C	Received on Ice (Y/N)	Custody Sealed Cooler (Y/N)	Samples Intact (Y/N)

Pace

CHAIN-OF-CUSTODY / Analytical Request Document

The Chain-of-Custody is a LEGAL DOCUMENT. All relevant fields must be completed accurately.

Submitting a sample via this chain of custody constitutes acknowledgment and acceptance of the Pace Terms and Conditions found at https://info.pacelabs.com/hubfs/pas-standard-terms.pdf.

Page : 1 Of 1

Section A Required Client Information:	Section B Required Project Information:	Section C Invoice Information:	
Company: AECOM	Report To: Andrew Wreschnig	Attention:	
Address: 6000 Fairview Road	Copy To:	Company Name:	
Suite 200, Charlotte, NC 28226		Address:	Regulatory Agency
Email: andrew.wreschnig@aecom.com	Purchase Order #:	Pace Quote: 60674226	
Phone: (704)522-0330 Fax	Project Name: CPC Huntersville SW	Pace Project Manager: bonnie.vang@pacelabs.com,	State / Location
Requested Due Date:	Project #:	Pace Profile #: 12518-6	NC

ITEM #	SAMPLE ID (One Character per box. (A-Z, 0-9 / , -) Sample Ids must be unique)	MATRIX CODE (see valid codes to left)	SAMPLE TYPE (G=GRAB C=COMP)	COLLECTED START DATE	COLLECTED START TIME	COLLECTED END DATE	COLLECTED END TIME	SAMPLE TEMP AT COLLECTION	# OF CONTAINERS	Preservatives: Unpreserved	H2SO4	HNO3	HCl	NaOH	Na2S2O3	Methanol	Other	Analyses Test Y/N	VOC 8260-BTEX	GRO 8015	Trip BLANK	Residual Chlorine (Y/N)	92604307
1	Trip Blank	WT	-	-	-				2				X								X		013
2																							
3																							
4																							
5																							
6																							
7																							
8																							
9																							
10																							
11																							
12																							

ADDITIONAL COMMENTS	RELINQUISHED BY / AFFILIATION	DATE	TIME	ACCEPTED BY / AFFILIATION	DATE	TIME	SAMPLE CONDITIONS			
	E Ryl / AECOM	5/12/22	1525	CS Pace	5/12/22	1525	26	Y	N	Y

SAMPLER NAME AND SIGNATURE

PRINT Name of SAMPLER: Erik Riegel

SIGNATURE of SAMPLER: E Ryl DATE Signed: 5/12/22

TEMP in C	Received on Ice (Y/N)	Custody Sealed Cooler (Y/N)	Samples Intact (Y/N)

Pace Analytical Services, LLC
9800 Kincey Ave. Suite 100
Huntersville, NC 28078
(704)875-9092

May 27, 2022

Andrew Street
Apex Companies - NC
5900 Northwoods Business Pkwy
Suite 5900-0
Charlotte, NC 28269

RE: Project: CPC Huntersville
Pace Project No.: 92605893

Dear Andrew Street:

Enclosed are the analytical results for sample(s) received by the laboratory on May 23, 2022. The results relate only to the samples included in this report. Results reported herein conform to the applicable TNI/NELAC Standards and the laboratory's Quality Manual, where applicable, unless otherwise noted in the body of the report.

The test results provided in this final report were generated by each of the following laboratories within the Pace Network:

- Pace Analytical Services - Charlotte

If you have any questions concerning this report, please feel free to contact me.

Sincerely,

Angela M. Baioni

Angela Baioni
angela.baioni@pacelabs.com
(704)875-9092
Project Manager

Enclosures

cc: J Culbreath, Colonial Pipeline Company
Naomi Fretz, APEX Companies, LLC
Robert Hughes, Colonial Pipeline
Jamie Moran, APEX Companies, LLC
Jeff Morrison, Colonial Pipeline Company
Tom Naumann, APEX Companies - NC
Joe Nicolette, Montrose-EPS
Kaitlyn Nootens, Apex Companies
Christopher Schultz, Apex Companies
Matt Teixeira, Apex Companies, LLC
Michael Verdon, Colonial Pipeline Company
JM Wyatt, Colonial Pipeline Company

REPORT OF LABORATORY ANALYSIS

This report shall not be reproduced, except in full,
without the written consent of Pace Analytical Services, LLC.

Pace Analytical Services, LLC
9800 Kincey Ave. Suite 100
Huntersville, NC 28078
(704)875-9092

CERTIFICATIONS

Project: CPC Huntersville
Pace Project No.: 92605893

Pace Analytical Services Charlotte

South Carolina Laboratory ID: 99006
9800 Kincey Ave. Ste 100, Huntersville, NC 28078
North Carolina Drinking Water Certification #: 37706
North Carolina Field Services Certification #: 5342
North Carolina Wastewater Certification #: 12
South Carolina Laboratory ID: 99006
South Carolina Certification #: 99006001
South Carolina Drinking Water Cert. #: 99006003
Florida/NELAP Certification #: E87627
Kentucky UST Certification #: 84
Louisiana DoH Drinking Water #: LA029
Virginia/VELAP Certification #: 460221

This report shall not be reproduced, except in full,
without the written consent of Pace Analytical Services, LLC.

Pace Analytical Services, LLC
9800 Kincey Ave. Suite 100
Huntersville, NC 28078
(704)875-9092

SAMPLE ANALYTE COUNT

Project: CPC Huntersville
Pace Project No.: 92605893

Lab ID	Sample ID	Method	Analysts	Analytes Reported	Laboratory
92605893001	**Frac-Tank-Zone-1-05232022**	SM 6200B	SAS	64	PASI-C
92605893002	**Frac-Tank-Zone-2-05232022**	SM 6200B	SAS	64	PASI-C
92605893003	**Frac-Tank-Zone-3-05232022**	SM 6200B	SAS	64	PASI-C
92605893004	**Trip Blank**	SM 6200B	SAS	64	PASI-C
92605893005	**DUP-1-05232022**	SM 6200B	SAS	64	PASI-C

PASI-C = Pace Analytical Services - Charlotte

This report shall not be reproduced, except in full,
without the written consent of Pace Analytical Services, LLC.

Pace Analytical Services, LLC
9800 Kincey Ave. Suite 100
Huntersville, NC 28078
(704)875-9092

ANALYTICAL RESULTS

Project: CPC Huntersville
Pace Project No.: 92605893

Sample: Frac-Tank-Zone-1-05232022 **Lab ID: 92605893001** Collected: 05/23/22 08:20 Received: 05/23/22 16:42 Matrix: Water

Parameters	Results	Units	Report Limit	DF	Prepared	Analyzed	CAS No.	Qual
6200B MSV	Analytical Method: SM 6200B Pace Analytical Services - Charlotte							
Benzene	**12200**	ug/L	125	250		05/24/22 17:03	71-43-2	
Bromobenzene	ND	ug/L	125	250		05/24/22 17:03	108-86-1	
Bromochloromethane	ND	ug/L	125	250		05/24/22 17:03	74-97-5	
Bromodichloromethane	ND	ug/L	125	250		05/24/22 17:03	75-27-4	
Bromoform	ND	ug/L	125	250		05/24/22 17:03	75-25-2	
Bromomethane	ND	ug/L	1250	250		05/24/22 17:03	74-83-9	
n-Butylbenzene	ND	ug/L	125	250		05/24/22 17:03	104-51-8	
sec-Butylbenzene	ND	ug/L	125	250		05/24/22 17:03	135-98-8	
tert-Butylbenzene	ND	ug/L	125	250		05/24/22 17:03	98-06-6	
Carbon tetrachloride	ND	ug/L	125	250		05/24/22 17:03	56-23-5	
Chlorobenzene	ND	ug/L	125	250		05/24/22 17:03	108-90-7	
Chloroethane	ND	ug/L	250	250		05/24/22 17:03	75-00-3	
Chloroform	ND	ug/L	125	250		05/24/22 17:03	67-66-3	
Chloromethane	ND	ug/L	250	250		05/24/22 17:03	74-87-3	
2-Chlorotoluene	ND	ug/L	125	250		05/24/22 17:03	95-49-8	
4-Chlorotoluene	ND	ug/L	125	250		05/24/22 17:03	106-43-4	
1,2-Dibromo-3-chloropropane	ND	ug/L	250	250		05/24/22 17:03	96-12-8	
Dibromochloromethane	ND	ug/L	125	250		05/24/22 17:03	124-48-1	
1,2-Dibromoethane (EDB)	ND	ug/L	125	250		05/24/22 17:03	106-93-4	
Dibromomethane	ND	ug/L	125	250		05/24/22 17:03	74-95-3	
1,2-Dichlorobenzene	ND	ug/L	125	250		05/24/22 17:03	95-50-1	
1,3-Dichlorobenzene	ND	ug/L	125	250		05/24/22 17:03	541-73-1	
1,4-Dichlorobenzene	ND	ug/L	125	250		05/24/22 17:03	106-46-7	
Dichlorodifluoromethane	ND	ug/L	125	250		05/24/22 17:03	75-71-8	
1,1-Dichloroethane	ND	ug/L	125	250		05/24/22 17:03	75-34-3	
1,2-Dichloroethane	ND	ug/L	125	250		05/24/22 17:03	107-06-2	
1,1-Dichloroethene	ND	ug/L	125	250		05/24/22 17:03	75-35-4	
cis-1,2-Dichloroethene	ND	ug/L	125	250		05/24/22 17:03	156-59-2	
trans-1,2-Dichloroethene	ND	ug/L	125	250		05/24/22 17:03	156-60-5	
1,2-Dichloropropane	ND	ug/L	125	250		05/24/22 17:03	78-87-5	
1,3-Dichloropropane	ND	ug/L	125	250		05/24/22 17:03	142-28-9	
2,2-Dichloropropane	ND	ug/L	125	250		05/24/22 17:03	594-20-7	
1,1-Dichloropropene	ND	ug/L	125	250		05/24/22 17:03	563-58-6	
cis-1,3-Dichloropropene	ND	ug/L	125	250		05/24/22 17:03	10061-01-5	
trans-1,3-Dichloropropene	ND	ug/L	125	250		05/24/22 17:03	10061-02-6	
Diisopropyl ether	**2010**	ug/L	125	250		05/24/22 17:03	108-20-3	
Ethanol	ND	ug/L	50000	250		05/24/22 17:03	64-17-5	
Ethylbenzene	**1970**	ug/L	125	250		05/24/22 17:03	100-41-4	
Hexachloro-1,3-butadiene	ND	ug/L	500	250		05/24/22 17:03	87-68-3	
Isopropylbenzene (Cumene)	ND	ug/L	125	250		05/24/22 17:03	98-82-8	
Methylene Chloride	ND	ug/L	500	250		05/24/22 17:03	75-09-2	
Methyl-tert-butyl ether	**580**	ug/L	125	250		05/24/22 17:03	1634-04-4	
Naphthalene	**358J**	ug/L	500	250		05/24/22 17:03	91-20-3	
n-Propylbenzene	**267**	ug/L	125	250		05/24/22 17:03	103-65-1	
Styrene	ND	ug/L	125	250		05/24/22 17:03	100-42-5	

REPORT OF LABORATORY ANALYSIS

This report shall not be reproduced, except in full,
without the written consent of Pace Analytical Services, LLC.

Pace Analytical Services, LLC
9800 Kincey Ave. Suite 100
Huntersville, NC 28078
(704)875-9092

ANALYTICAL RESULTS

Project: CPC Huntersville
Pace Project No.: 92605893

Sample: Frac-Tank-Zone-1-05232022 **Lab ID: 92605893001** Collected: 05/23/22 08:20 Received: 05/23/22 16:42 Matrix: Water

Parameters	Results	Units	Report Limit	DF	Prepared	Analyzed	CAS No.	Qual
6200B MSV	Analytical Method: SM 6200B Pace Analytical Services - Charlotte							
1,1,1,2-Tetrachloroethane	ND	ug/L	125	250		05/24/22 17:03	630-20-6	
1,1,2,2-Tetrachloroethane	ND	ug/L	125	250		05/24/22 17:03	79-34-5	
Tetrachloroethene	ND	ug/L	125	250		05/24/22 17:03	127-18-4	
Toluene	**29000**	ug/L	125	250		05/24/22 17:03	108-88-3	
1,2,3-Trichlorobenzene	ND	ug/L	500	250		05/24/22 17:03	87-61-6	
1,2,4-Trichlorobenzene	ND	ug/L	500	250		05/24/22 17:03	120-82-1	
1,1,1-Trichloroethane	ND	ug/L	125	250		05/24/22 17:03	71-55-6	
1,1,2-Trichloroethane	ND	ug/L	125	250		05/24/22 17:03	79-00-5	
Trichloroethene	ND	ug/L	125	250		05/24/22 17:03	79-01-6	
Trichlorofluoromethane	ND	ug/L	250	250		05/24/22 17:03	75-69-4	
1,2,3-Trichloropropane	ND	ug/L	125	250		05/24/22 17:03	96-18-4	
1,2,4-Trimethylbenzene	**1860**	ug/L	125	250		05/24/22 17:03	95-63-6	
1,3,5-Trimethylbenzene	**472**	ug/L	125	250		05/24/22 17:03	108-67-8	
Vinyl chloride	ND	ug/L	250	250		05/24/22 17:03	75-01-4	
m&p-Xylene	**7380**	ug/L	250	250		05/24/22 17:03	179601-23-1	
o-Xylene	**3680**	ug/L	125	250		05/24/22 17:03	95-47-6	
Surrogates								
1,2-Dichloroethane-d4 (S)	100	%	70-130	250		05/24/22 17:03	17060-07-0	
4-Bromofluorobenzene (S)	97	%	70-130	250		05/24/22 17:03	460-00-4	
Toluene-d8 (S)	99	%	70-130	250		05/24/22 17:03	2037-26-5	

REPORT OF LABORATORY ANALYSIS

This report shall not be reproduced, except in full,
without the written consent of Pace Analytical Services, LLC.

Pace Analytical Services, LLC
9800 Kincey Ave. Suite 100
Huntersville, NC 28078
(704)875-9092

ANALYTICAL RESULTS

Project: CPC Huntersville
Pace Project No.: 92605893

Sample: Frac-Tank-Zone-2-05232022 **Lab ID: 92605893002** Collected: 05/23/22 08:50 Received: 05/23/22 16:42 Matrix: Water

Parameters	Results	Units	Report Limit	DF	Prepared	Analyzed	CAS No.	Qual
6200B MSV	Analytical Method: SM 6200B Pace Analytical Services - Charlotte							
Benzene	**7990**	ug/L	125	250		05/24/22 17:21	71-43-2	
Bromobenzene	ND	ug/L	125	250		05/24/22 17:21	108-86-1	
Bromochloromethane	ND	ug/L	125	250		05/24/22 17:21	74-97-5	
Bromodichloromethane	ND	ug/L	125	250		05/24/22 17:21	75-27-4	
Bromoform	ND	ug/L	125	250		05/24/22 17:21	75-25-2	
Bromomethane	ND	ug/L	1250	250		05/24/22 17:21	74-83-9	
n-Butylbenzene	ND	ug/L	125	250		05/24/22 17:21	104-51-8	
sec-Butylbenzene	ND	ug/L	125	250		05/24/22 17:21	135-98-8	
tert-Butylbenzene	ND	ug/L	125	250		05/24/22 17:21	98-06-6	
Carbon tetrachloride	ND	ug/L	125	250		05/24/22 17:21	56-23-5	
Chlorobenzene	ND	ug/L	125	250		05/24/22 17:21	108-90-7	
Chloroethane	ND	ug/L	250	250		05/24/22 17:21	75-00-3	
Chloroform	ND	ug/L	125	250		05/24/22 17:21	67-66-3	
Chloromethane	ND	ug/L	250	250		05/24/22 17:21	74-87-3	
2-Chlorotoluene	ND	ug/L	125	250		05/24/22 17:21	95-49-8	
4-Chlorotoluene	ND	ug/L	125	250		05/24/22 17:21	106-43-4	
1,2-Dibromo-3-chloropropane	ND	ug/L	250	250		05/24/22 17:21	96-12-8	
Dibromochloromethane	ND	ug/L	125	250		05/24/22 17:21	124-48-1	
1,2-Dibromoethane (EDB)	ND	ug/L	125	250		05/24/22 17:21	106-93-4	
Dibromomethane	ND	ug/L	125	250		05/24/22 17:21	74-95-3	
1,2-Dichlorobenzene	ND	ug/L	125	250		05/24/22 17:21	95-50-1	
1,3-Dichlorobenzene	ND	ug/L	125	250		05/24/22 17:21	541-73-1	
1,4-Dichlorobenzene	ND	ug/L	125	250		05/24/22 17:21	106-46-7	
Dichlorodifluoromethane	ND	ug/L	125	250		05/24/22 17:21	75-71-8	
1,1-Dichloroethane	ND	ug/L	125	250		05/24/22 17:21	75-34-3	
1,2-Dichloroethane	ND	ug/L	125	250		05/24/22 17:21	107-06-2	
1,1-Dichloroethene	ND	ug/L	125	250		05/24/22 17:21	75-35-4	
cis-1,2-Dichloroethene	ND	ug/L	125	250		05/24/22 17:21	156-59-2	
trans-1,2-Dichloroethene	ND	ug/L	125	250		05/24/22 17:21	156-60-5	
1,2-Dichloropropane	ND	ug/L	125	250		05/24/22 17:21	78-87-5	
1,3-Dichloropropane	ND	ug/L	125	250		05/24/22 17:21	142-28-9	
2,2-Dichloropropane	ND	ug/L	125	250		05/24/22 17:21	594-20-7	
1,1-Dichloropropene	ND	ug/L	125	250		05/24/22 17:21	563-58-6	
cis-1,3-Dichloropropene	ND	ug/L	125	250		05/24/22 17:21	10061-01-5	
trans-1,3-Dichloropropene	ND	ug/L	125	250		05/24/22 17:21	10061-02-6	
Diisopropyl ether	**578**	ug/L	125	250		05/24/22 17:21	108-20-3	
Ethanol	ND	ug/L	50000	250		05/24/22 17:21	64-17-5	
Ethylbenzene	**1890**	ug/L	125	250		05/24/22 17:21	100-41-4	
Hexachloro-1,3-butadiene	ND	ug/L	500	250		05/24/22 17:21	87-68-3	
Isopropylbenzene (Cumene)	ND	ug/L	125	250		05/24/22 17:21	98-82-8	
Methylene Chloride	ND	ug/L	500	250		05/24/22 17:21	75-09-2	
Methyl-tert-butyl ether	**209**	ug/L	125	250		05/24/22 17:21	1634-04-4	
Naphthalene	**336J**	ug/L	500	250		05/24/22 17:21	91-20-3	
n-Propylbenzene	**156**	ug/L	125	250		05/24/22 17:21	103-65-1	
Styrene	ND	ug/L	125	250		05/24/22 17:21	100-42-5	

REPORT OF LABORATORY ANALYSIS

This report shall not be reproduced, except in full,
without the written consent of Pace Analytical Services, LLC.

Pace Analytical Services, LLC
9800 Kincey Ave. Suite 100
Huntersville, NC 28078
(704)875-9092

ANALYTICAL RESULTS

Project: CPC Huntersville
Pace Project No.: 92605893

Sample: Frac-Tank-Zone-2-05232022 **Lab ID: 92605893002** Collected: 05/23/22 08:50 Received: 05/23/22 16:42 Matrix: Water

Parameters	Results	Units	Report Limit	DF	Prepared	Analyzed	CAS No.	Qual
6200B MSV	Analytical Method: SM 6200B Pace Analytical Services - Charlotte							
1,1,1,2-Tetrachloroethane	ND	ug/L	125	250		05/24/22 17:21	630-20-6	
1,1,2,2-Tetrachloroethane	ND	ug/L	125	250		05/24/22 17:21	79-34-5	
Tetrachloroethene	ND	ug/L	125	250		05/24/22 17:21	127-18-4	
Toluene	**30200**	ug/L	125	250		05/24/22 17:21	108-88-3	
1,2,3-Trichlorobenzene	ND	ug/L	500	250		05/24/22 17:21	87-61-6	
1,2,4-Trichlorobenzene	ND	ug/L	500	250		05/24/22 17:21	120-82-1	
1,1,1-Trichloroethane	ND	ug/L	125	250		05/24/22 17:21	71-55-6	
1,1,2-Trichloroethane	ND	ug/L	125	250		05/24/22 17:21	79-00-5	
Trichloroethene	ND	ug/L	125	250		05/24/22 17:21	79-01-6	
Trichlorofluoromethane	ND	ug/L	250	250		05/24/22 17:21	75-69-4	
1,2,3-Trichloropropane	ND	ug/L	125	250		05/24/22 17:21	96-18-4	
1,2,4-Trimethylbenzene	**1590**	ug/L	125	250		05/24/22 17:21	95-63-6	
1,3,5-Trimethylbenzene	**377**	ug/L	125	250		05/24/22 17:21	108-67-8	
Vinyl chloride	ND	ug/L	250	250		05/24/22 17:21	75-01-4	
m&p-Xylene	**9160**	ug/L	250	250		05/24/22 17:21	179601-23-1	
o-Xylene	**4650**	ug/L	125	250		05/24/22 17:21	95-47-6	
Surrogates								
1,2-Dichloroethane-d4 (S)	105	%	70-130	250		05/24/22 17:21	17060-07-0	
4-Bromofluorobenzene (S)	98	%	70-130	250		05/24/22 17:21	460-00-4	
Toluene-d8 (S)	101	%	70-130	250		05/24/22 17:21	2037-26-5	

REPORT OF LABORATORY ANALYSIS

This report shall not be reproduced, except in full,
without the written consent of Pace Analytical Services, LLC.

Pace Analytical Services, LLC
9800 Kincey Ave. Suite 100
Huntersville, NC 28078
(704)875-9092

ANALYTICAL RESULTS

Project: CPC Huntersville
Pace Project No.: 92605893

Sample: Frac-Tank-Zone-3-05232022 **Lab ID: 92605893003** Collected: 05/23/22 08:00 Received: 05/23/22 16:42 Matrix: Water

Parameters	Results	Units	Report Limit	DF	Prepared	Analyzed	CAS No.	Qual
6200B MSV	Analytical Method: SM 6200B Pace Analytical Services - Charlotte							
Benzene	**15700**	ug/L	200	400		05/25/22 18:14	71-43-2	
Bromobenzene	ND	ug/L	200	400		05/25/22 18:14	108-86-1	
Bromochloromethane	ND	ug/L	200	400		05/25/22 18:14	74-97-5	
Bromodichloromethane	ND	ug/L	200	400		05/25/22 18:14	75-27-4	
Bromoform	ND	ug/L	200	400		05/25/22 18:14	75-25-2	
Bromomethane	ND	ug/L	2000	400		05/25/22 18:14	74-83-9	
n-Butylbenzene	ND	ug/L	200	400		05/25/22 18:14	104-51-8	
sec-Butylbenzene	ND	ug/L	200	400		05/25/22 18:14	135-98-8	
tert-Butylbenzene	ND	ug/L	200	400		05/25/22 18:14	98-06-6	
Carbon tetrachloride	ND	ug/L	200	400		05/25/22 18:14	56-23-5	
Chlorobenzene	ND	ug/L	200	400		05/25/22 18:14	108-90-7	
Chloroethane	ND	ug/L	400	400		05/25/22 18:14	75-00-3	
Chloroform	ND	ug/L	200	400		05/25/22 18:14	67-66-3	
Chloromethane	ND	ug/L	400	400		05/25/22 18:14	74-87-3	
2-Chlorotoluene	ND	ug/L	200	400		05/25/22 18:14	95-49-8	
4-Chlorotoluene	ND	ug/L	200	400		05/25/22 18:14	106-43-4	
1,2-Dibromo-3-chloropropane	ND	ug/L	400	400		05/25/22 18:14	96-12-8	
Dibromochloromethane	ND	ug/L	200	400		05/25/22 18:14	124-48-1	
1,2-Dibromoethane (EDB)	ND	ug/L	200	400		05/25/22 18:14	106-93-4	
Dibromomethane	ND	ug/L	200	400		05/25/22 18:14	74-95-3	
1,2-Dichlorobenzene	ND	ug/L	200	400		05/25/22 18:14	95-50-1	
1,3-Dichlorobenzene	ND	ug/L	200	400		05/25/22 18:14	541-73-1	
1,4-Dichlorobenzene	ND	ug/L	200	400		05/25/22 18:14	106-46-7	
Dichlorodifluoromethane	ND	ug/L	200	400		05/25/22 18:14	75-71-8	
1,1-Dichloroethane	ND	ug/L	200	400		05/25/22 18:14	75-34-3	
1,2-Dichloroethane	ND	ug/L	200	400		05/25/22 18:14	107-06-2	
1,1-Dichloroethene	ND	ug/L	200	400		05/25/22 18:14	75-35-4	
cis-1,2-Dichloroethene	ND	ug/L	200	400		05/25/22 18:14	156-59-2	
trans-1,2-Dichloroethene	ND	ug/L	200	400		05/25/22 18:14	156-60-5	
1,2-Dichloropropane	ND	ug/L	200	400		05/25/22 18:14	78-87-5	
1,3-Dichloropropane	ND	ug/L	200	400		05/25/22 18:14	142-28-9	
2,2-Dichloropropane	ND	ug/L	200	400		05/25/22 18:14	594-20-7	
1,1-Dichloropropene	ND	ug/L	200	400		05/25/22 18:14	563-58-6	
cis-1,3-Dichloropropene	ND	ug/L	200	400		05/25/22 18:14	10061-01-5	
trans-1,3-Dichloropropene	ND	ug/L	200	400		05/25/22 18:14	10061-02-6	
Diisopropyl ether	**2480**	ug/L	200	400		05/25/22 18:14	108-20-3	
Ethanol	ND	ug/L	80000	400		05/25/22 18:14	64-17-5	
Ethylbenzene	**3170**	ug/L	200	400		05/25/22 18:14	100-41-4	
Hexachloro-1,3-butadiene	ND	ug/L	800	400		05/25/22 18:14	87-68-3	
Isopropylbenzene (Cumene)	ND	ug/L	200	400		05/25/22 18:14	98-82-8	
Methylene Chloride	ND	ug/L	800	400		05/25/22 18:14	75-09-2	
Methyl-tert-butyl ether	**1050**	ug/L	200	400		05/25/22 18:14	1634-04-4	
Naphthalene	**728J**	ug/L	800	400		05/25/22 18:14	91-20-3	
n-Propylbenzene	**273**	ug/L	200	400		05/25/22 18:14	103-65-1	
Styrene	ND	ug/L	200	400		05/25/22 18:14	100-42-5	

REPORT OF LABORATORY ANALYSIS

This report shall not be reproduced, except in full,
without the written consent of Pace Analytical Services, LLC.

Pace Analytical Services, LLC
9800 Kincey Ave. Suite 100
Huntersville, NC 28078
(704)875-9092

ANALYTICAL RESULTS

Project: CPC Huntersville
Pace Project No.: 92605893

Sample: Frac-Tank-Zone-3-05232022 **Lab ID: 92605893003** Collected: 05/23/22 08:00 Received: 05/23/22 16:42 Matrix: Water

Parameters	Results	Units	Report Limit	DF	Prepared	Analyzed	CAS No.	Qual
6200B MSV	Analytical Method: SM 6200B Pace Analytical Services - Charlotte							
1,1,1,2-Tetrachloroethane	ND	ug/L	200	400		05/25/22 18:14	630-20-6	
1,1,2,2-Tetrachloroethane	ND	ug/L	200	400		05/25/22 18:14	79-34-5	
Tetrachloroethene	ND	ug/L	200	400		05/25/22 18:14	127-18-4	
Toluene	**38900**	ug/L	200	400		05/25/22 18:14	108-88-3	
1,2,3-Trichlorobenzene	ND	ug/L	800	400		05/25/22 18:14	87-61-6	
1,2,4-Trichlorobenzene	ND	ug/L	800	400		05/25/22 18:14	120-82-1	
1,1,1-Trichloroethane	ND	ug/L	200	400		05/25/22 18:14	71-55-6	
1,1,2-Trichloroethane	ND	ug/L	200	400		05/25/22 18:14	79-00-5	
Trichloroethene	ND	ug/L	200	400		05/25/22 18:14	79-01-6	
Trichlorofluoromethane	ND	ug/L	400	400		05/25/22 18:14	75-69-4	
1,2,3-Trichloropropane	ND	ug/L	200	400		05/25/22 18:14	96-18-4	
1,2,4-Trimethylbenzene	**2100**	ug/L	200	400		05/25/22 18:14	95-63-6	
1,3,5-Trimethylbenzene	**464**	ug/L	200	400		05/25/22 18:14	108-67-8	
Vinyl chloride	ND	ug/L	400	400		05/25/22 18:14	75-01-4	
m&p-Xylene	**11800**	ug/L	400	400		05/25/22 18:14	179601-23-1	
o-Xylene	**5540**	ug/L	200	400		05/25/22 18:14	95-47-6	
Surrogates								
1,2-Dichloroethane-d4 (S)	97	%	70-130	400		05/25/22 18:14	17060-07-0	
4-Bromofluorobenzene (S)	97	%	70-130	400		05/25/22 18:14	460-00-4	
Toluene-d8 (S)	98	%	70-130	400		05/25/22 18:14	2037-26-5	

REPORT OF LABORATORY ANALYSIS

This report shall not be reproduced, except in full,
without the written consent of Pace Analytical Services, LLC.

Pace Analytical Services, LLC
9800 Kincey Ave. Suite 100
Huntersville, NC 28078
(704)875-9092

ANALYTICAL RESULTS

Project: CPC Huntersville
Pace Project No.: 92605893

Sample: Trip Blank **Lab ID: 92605893004** Collected: 05/23/22 00:00 Received: 05/23/22 16:42 Matrix: Water

Parameters	Results	Units	Report Limit	DF	Prepared	Analyzed	CAS No.	Qual
6200B MSV	Analytical Method: SM 6200B Pace Analytical Services - Charlotte							
Benzene	ND	ug/L	0.50	1		05/24/22 14:56	71-43-2	
Bromobenzene	ND	ug/L	0.50	1		05/24/22 14:56	108-86-1	
Bromochloromethane	ND	ug/L	0.50	1		05/24/22 14:56	74-97-5	
Bromodichloromethane	ND	ug/L	0.50	1		05/24/22 14:56	75-27-4	
Bromoform	ND	ug/L	0.50	1		05/24/22 14:56	75-25-2	
Bromomethane	ND	ug/L	5.0	1		05/24/22 14:56	74-83-9	
n-Butylbenzene	ND	ug/L	0.50	1		05/24/22 14:56	104-51-8	
sec-Butylbenzene	ND	ug/L	0.50	1		05/24/22 14:56	135-98-8	
tert-Butylbenzene	ND	ug/L	0.50	1		05/24/22 14:56	98-06-6	
Carbon tetrachloride	ND	ug/L	0.50	1		05/24/22 14:56	56-23-5	
Chlorobenzene	ND	ug/L	0.50	1		05/24/22 14:56	108-90-7	
Chloroethane	ND	ug/L	1.0	1		05/24/22 14:56	75-00-3	
Chloroform	ND	ug/L	0.50	1		05/24/22 14:56	67-66-3	
Chloromethane	ND	ug/L	1.0	1		05/24/22 14:56	74-87-3	
2-Chlorotoluene	ND	ug/L	0.50	1		05/24/22 14:56	95-49-8	
4-Chlorotoluene	ND	ug/L	0.50	1		05/24/22 14:56	106-43-4	
1,2-Dibromo-3-chloropropane	ND	ug/L	1.0	1		05/24/22 14:56	96-12-8	
Dibromochloromethane	ND	ug/L	0.50	1		05/24/22 14:56	124-48-1	
1,2-Dibromoethane (EDB)	ND	ug/L	0.50	1		05/24/22 14:56	106-93-4	
Dibromomethane	ND	ug/L	0.50	1		05/24/22 14:56	74-95-3	
1,2-Dichlorobenzene	ND	ug/L	0.50	1		05/24/22 14:56	95-50-1	
1,3-Dichlorobenzene	ND	ug/L	0.50	1		05/24/22 14:56	541-73-1	
1,4-Dichlorobenzene	ND	ug/L	0.50	1		05/24/22 14:56	106-46-7	
Dichlorodifluoromethane	ND	ug/L	0.50	1		05/24/22 14:56	75-71-8	
1,1-Dichloroethane	ND	ug/L	0.50	1		05/24/22 14:56	75-34-3	
1,2-Dichloroethane	ND	ug/L	0.50	1		05/24/22 14:56	107-06-2	
1,1-Dichloroethene	ND	ug/L	0.50	1		05/24/22 14:56	75-35-4	
cis-1,2-Dichloroethene	ND	ug/L	0.50	1		05/24/22 14:56	156-59-2	
trans-1,2-Dichloroethene	ND	ug/L	0.50	1		05/24/22 14:56	156-60-5	
1,2-Dichloropropane	ND	ug/L	0.50	1		05/24/22 14:56	78-87-5	
1,3-Dichloropropane	ND	ug/L	0.50	1		05/24/22 14:56	142-28-9	
2,2-Dichloropropane	ND	ug/L	0.50	1		05/24/22 14:56	594-20-7	
1,1-Dichloropropene	ND	ug/L	0.50	1		05/24/22 14:56	563-58-6	
cis-1,3-Dichloropropene	ND	ug/L	0.50	1		05/24/22 14:56	10061-01-5	
trans-1,3-Dichloropropene	ND	ug/L	0.50	1		05/24/22 14:56	10061-02-6	
Diisopropyl ether	ND	ug/L	0.50	1		05/24/22 14:56	108-20-3	
Ethanol	ND	ug/L	200	1		05/24/22 14:56	64-17-5	
Ethylbenzene	ND	ug/L	0.50	1		05/24/22 14:56	100-41-4	
Hexachloro-1,3-butadiene	ND	ug/L	2.0	1		05/24/22 14:56	87-68-3	
Isopropylbenzene (Cumene)	ND	ug/L	0.50	1		05/24/22 14:56	98-82-8	
Methylene Chloride	ND	ug/L	2.0	1		05/24/22 14:56	75-09-2	
Methyl-tert-butyl ether	ND	ug/L	0.50	1		05/24/22 14:56	1634-04-4	
Naphthalene	ND	ug/L	2.0	1		05/24/22 14:56	91-20-3	
n-Propylbenzene	ND	ug/L	0.50	1		05/24/22 14:56	103-65-1	
Styrene	ND	ug/L	0.50	1		05/24/22 14:56	100-42-5	
1,1,1,2-Tetrachloroethane	ND	ug/L	0.50	1		05/24/22 14:56	630-20-6	

REPORT OF LABORATORY ANALYSIS

This report shall not be reproduced, except in full,
without the written consent of Pace Analytical Services, LLC.

Pace Analytical Services, LLC
9800 Kincey Ave. Suite 100
Huntersville, NC 28078
(704)875-9092

ANALYTICAL RESULTS

Project: CPC Huntersville
Pace Project No.: 92605893

Sample: Trip Blank **Lab ID: 92605893004** Collected: 05/23/22 00:00 Received: 05/23/22 16:42 Matrix: Water

Parameters	Results	Units	Report Limit	DF	Prepared	Analyzed	CAS No.	Qual
6200B MSV	Analytical Method: SM 6200B Pace Analytical Services - Charlotte							
1,1,2,2-Tetrachloroethane	ND	ug/L	0.50	1		05/24/22 14:56	79-34-5	
Tetrachloroethene	ND	ug/L	0.50	1		05/24/22 14:56	127-18-4	
Toluene	ND	ug/L	0.50	1		05/24/22 14:56	108-88-3	
1,2,3-Trichlorobenzene	ND	ug/L	2.0	1		05/24/22 14:56	87-61-6	
1,2,4-Trichlorobenzene	ND	ug/L	2.0	1		05/24/22 14:56	120-82-1	
1,1,1-Trichloroethane	ND	ug/L	0.50	1		05/24/22 14:56	71-55-6	
1,1,2-Trichloroethane	ND	ug/L	0.50	1		05/24/22 14:56	79-00-5	
Trichloroethene	ND	ug/L	0.50	1		05/24/22 14:56	79-01-6	
Trichlorofluoromethane	ND	ug/L	1.0	1		05/24/22 14:56	75-69-4	
1,2,3-Trichloropropane	ND	ug/L	0.50	1		05/24/22 14:56	96-18-4	
1,2,4-Trimethylbenzene	ND	ug/L	0.50	1		05/24/22 14:56	95-63-6	
1,3,5-Trimethylbenzene	ND	ug/L	0.50	1		05/24/22 14:56	108-67-8	
Vinyl chloride	ND	ug/L	1.0	1		05/24/22 14:56	75-01-4	
m&p-Xylene	ND	ug/L	1.0	1		05/24/22 14:56	179601-23-1	
o-Xylene	ND	ug/L	0.50	1		05/24/22 14:56	95-47-6	
Surrogates								
1,2-Dichloroethane-d4 (S)	106	%	70-130	1		05/24/22 14:56	17060-07-0	
4-Bromofluorobenzene (S)	99	%	70-130	1		05/24/22 14:56	460-00-4	
Toluene-d8 (S)	103	%	70-130	1		05/24/22 14:56	2037-26-5	

REPORT OF LABORATORY ANALYSIS

This report shall not be reproduced, except in full,
without the written consent of Pace Analytical Services, LLC.

Pace Analytical Services, LLC
9800 Kincey Ave. Suite 100
Huntersville, NC 28078
(704)875-9092

ANALYTICAL RESULTS

Project: CPC Huntersville
Pace Project No.: 92605893

Sample: DUP-1-05232022 **Lab ID: 92605893005** Collected: 05/23/22 00:00 Received: 05/23/22 16:42 Matrix: Water

Parameters	Results	Units	Report Limit	DF	Prepared	Analyzed	CAS No.	Qual
6200B MSV	Analytical Method: SM 6200B Pace Analytical Services - Charlotte							
Benzene	**14200**	ug/L	125	250		05/24/22 17:58	71-43-2	
Bromobenzene	ND	ug/L	125	250		05/24/22 17:58	108-86-1	
Bromochloromethane	ND	ug/L	125	250		05/24/22 17:58	74-97-5	
Bromodichloromethane	ND	ug/L	125	250		05/24/22 17:58	75-27-4	
Bromoform	ND	ug/L	125	250		05/24/22 17:58	75-25-2	
Bromomethane	ND	ug/L	1250	250		05/24/22 17:58	74-83-9	
n-Butylbenzene	ND	ug/L	125	250		05/24/22 17:58	104-51-8	
sec-Butylbenzene	ND	ug/L	125	250		05/24/22 17:58	135-98-8	
tert-Butylbenzene	ND	ug/L	125	250		05/24/22 17:58	98-06-6	
Carbon tetrachloride	ND	ug/L	125	250		05/24/22 17:58	56-23-5	
Chlorobenzene	ND	ug/L	125	250		05/24/22 17:58	108-90-7	
Chloroethane	ND	ug/L	250	250		05/24/22 17:58	75-00-3	
Chloroform	ND	ug/L	125	250		05/24/22 17:58	67-66-3	
Chloromethane	ND	ug/L	250	250		05/24/22 17:58	74-87-3	
2-Chlorotoluene	ND	ug/L	125	250		05/24/22 17:58	95-49-8	
4-Chlorotoluene	ND	ug/L	125	250		05/24/22 17:58	106-43-4	
1,2-Dibromo-3-chloropropane	ND	ug/L	250	250		05/24/22 17:58	96-12-8	
Dibromochloromethane	ND	ug/L	125	250		05/24/22 17:58	124-48-1	
1,2-Dibromoethane (EDB)	ND	ug/L	125	250		05/24/22 17:58	106-93-4	
Dibromomethane	ND	ug/L	125	250		05/24/22 17:58	74-95-3	
1,2-Dichlorobenzene	ND	ug/L	125	250		05/24/22 17:58	95-50-1	
1,3-Dichlorobenzene	ND	ug/L	125	250		05/24/22 17:58	541-73-1	
1,4-Dichlorobenzene	ND	ug/L	125	250		05/24/22 17:58	106-46-7	
Dichlorodifluoromethane	ND	ug/L	125	250		05/24/22 17:58	75-71-8	
1,1-Dichloroethane	ND	ug/L	125	250		05/24/22 17:58	75-34-3	
1,2-Dichloroethane	ND	ug/L	125	250		05/24/22 17:58	107-06-2	
1,1-Dichloroethene	ND	ug/L	125	250		05/24/22 17:58	75-35-4	
cis-1,2-Dichloroethene	ND	ug/L	125	250		05/24/22 17:58	156-59-2	
trans-1,2-Dichloroethene	ND	ug/L	125	250		05/24/22 17:58	156-60-5	
1,2-Dichloropropane	ND	ug/L	125	250		05/24/22 17:58	78-87-5	
1,3-Dichloropropane	ND	ug/L	125	250		05/24/22 17:58	142-28-9	
2,2-Dichloropropane	ND	ug/L	125	250		05/24/22 17:58	594-20-7	
1,1-Dichloropropene	ND	ug/L	125	250		05/24/22 17:58	563-58-6	
cis-1,3-Dichloropropene	ND	ug/L	125	250		05/24/22 17:58	10061-01-5	
trans-1,3-Dichloropropene	ND	ug/L	125	250		05/24/22 17:58	10061-02-6	
Diisopropyl ether	**2360**	ug/L	125	250		05/24/22 17:58	108-20-3	
Ethanol	ND	ug/L	50000	250		05/24/22 17:58	64-17-5	
Ethylbenzene	**8700**	ug/L	125	250		05/24/22 17:58	100-41-4	
Hexachloro-1,3-butadiene	ND	ug/L	500	250		05/24/22 17:58	87-68-3	
Isopropylbenzene (Cumene)	**643**	ug/L	125	250		05/24/22 17:58	98-82-8	
Methylene Chloride	ND	ug/L	500	250		05/24/22 17:58	75-09-2	
Methyl-tert-butyl ether	**871**	ug/L	125	250		05/24/22 17:58	1634-04-4	
Naphthalene	**3370**	ug/L	500	250		05/24/22 17:58	91-20-3	
n-Propylbenzene	**2450**	ug/L	125	250		05/24/22 17:58	103-65-1	
Styrene	ND	ug/L	125	250		05/24/22 17:58	100-42-5	
1,1,1,2-Tetrachloroethane	ND	ug/L	125	250		05/24/22 17:58	630-20-6	

REPORT OF LABORATORY ANALYSIS

This report shall not be reproduced, except in full,
without the written consent of Pace Analytical Services, LLC.

Pace Analytical Services, LLC
9800 Kincey Ave. Suite 100
Huntersville, NC 28078
(704)875-9092

ANALYTICAL RESULTS

Project: CPC Huntersville
Pace Project No.: 92605893

Sample: DUP-1-05232022 **Lab ID: 92605893005** Collected: 05/23/22 00:00 Received: 05/23/22 16:42 Matrix: Water

Parameters	Results	Units	Report Limit	DF	Prepared	Analyzed	CAS No.	Qual
6200B MSV	Analytical Method: SM 6200B Pace Analytical Services - Charlotte							
1,1,2,2-Tetrachloroethane	ND	ug/L	125	250		05/24/22 17:58	79-34-5	
Tetrachloroethene	ND	ug/L	125	250		05/24/22 17:58	127-18-4	
Toluene	**46900**	ug/L	125	250		05/24/22 17:58	108-88-3	
1,2,3-Trichlorobenzene	ND	ug/L	500	250		05/24/22 17:58	87-61-6	
1,2,4-Trichlorobenzene	ND	ug/L	500	250		05/24/22 17:58	120-82-1	
1,1,1-Trichloroethane	ND	ug/L	125	250		05/24/22 17:58	71-55-6	
1,1,2-Trichloroethane	ND	ug/L	125	250		05/24/22 17:58	79-00-5	
Trichloroethene	ND	ug/L	125	250		05/24/22 17:58	79-01-6	
Trichlorofluoromethane	ND	ug/L	250	250		05/24/22 17:58	75-69-4	
1,2,3-Trichloropropane	ND	ug/L	125	250		05/24/22 17:58	96-18-4	
1,2,4-Trimethylbenzene	**19800**	ug/L	125	250		05/24/22 17:58	95-63-6	
1,3,5-Trimethylbenzene	**4930**	ug/L	125	250		05/24/22 17:58	108-67-8	
Vinyl chloride	ND	ug/L	250	250		05/24/22 17:58	75-01-4	
m&p-Xylene	**35400**	ug/L	250	250		05/24/22 17:58	179601-23-1	
o-Xylene	**17300**	ug/L	125	250		05/24/22 17:58	95-47-6	
Surrogates								
1,2-Dichloroethane-d4 (S)	101	%	70-130	250		05/24/22 17:58	17060-07-0	
4-Bromofluorobenzene (S)	98	%	70-130	250		05/24/22 17:58	460-00-4	
Toluene-d8 (S)	100	%	70-130	250		05/24/22 17:58	2037-26-5	

REPORT OF LABORATORY ANALYSIS

This report shall not be reproduced, except in full,
without the written consent of Pace Analytical Services, LLC.

Pace Analytical Services, LLC
9800 Kincey Ave. Suite 100
Huntersville, NC 28078
(704)875-9092

QUALITY CONTROL DATA

Project: CPC Huntersville
Pace Project No.: 92605893

QC Batch: 700144
QC Batch Method: SM 6200B
Analysis Method: SM 6200B
Analysis Description: 6200B MSV
Laboratory: Pace Analytical Services - Charlotte
Associated Lab Samples: 92605893001, 92605893002, 92605893004, 92605893005

METHOD BLANK: 3654615 Matrix: Water
Associated Lab Samples: 92605893001, 92605893002, 92605893004, 92605893005

Parameter	Units	Blank Result	Reporting Limit	Analyzed	Qualifiers
1,1,1,2-Tetrachloroethane	ug/L	ND	0.50	05/24/22 14:37	
1,1,1-Trichloroethane	ug/L	ND	0.50	05/24/22 14:37	
1,1,2,2-Tetrachloroethane	ug/L	ND	0.50	05/24/22 14:37	
1,1,2-Trichloroethane	ug/L	ND	0.50	05/24/22 14:37	
1,1-Dichloroethane	ug/L	ND	0.50	05/24/22 14:37	
1,1-Dichloroethene	ug/L	ND	0.50	05/24/22 14:37	
1,1-Dichloropropene	ug/L	ND	0.50	05/24/22 14:37	
1,2,3-Trichlorobenzene	ug/L	ND	2.0	05/24/22 14:37	
1,2,3-Trichloropropane	ug/L	ND	0.50	05/24/22 14:37	
1,2,4-Trichlorobenzene	ug/L	ND	2.0	05/24/22 14:37	
1,2,4-Trimethylbenzene	ug/L	ND	0.50	05/24/22 14:37	
1,2-Dibromo-3-chloropropane	ug/L	ND	1.0	05/24/22 14:37	
1,2-Dibromoethane (EDB)	ug/L	ND	0.50	05/24/22 14:37	
1,2-Dichlorobenzene	ug/L	ND	0.50	05/24/22 14:37	
1,2-Dichloroethane	ug/L	ND	0.50	05/24/22 14:37	
1,2-Dichloropropane	ug/L	ND	0.50	05/24/22 14:37	
1,3,5-Trimethylbenzene	ug/L	ND	0.50	05/24/22 14:37	
1,3-Dichlorobenzene	ug/L	ND	0.50	05/24/22 14:37	
1,3-Dichloropropane	ug/L	ND	0.50	05/24/22 14:37	
1,4-Dichlorobenzene	ug/L	ND	0.50	05/24/22 14:37	
2,2-Dichloropropane	ug/L	ND	0.50	05/24/22 14:37	
2-Chlorotoluene	ug/L	ND	0.50	05/24/22 14:37	
4-Chlorotoluene	ug/L	ND	0.50	05/24/22 14:37	
Benzene	ug/L	ND	0.50	05/24/22 14:37	
Bromobenzene	ug/L	ND	0.50	05/24/22 14:37	
Bromochloromethane	ug/L	ND	0.50	05/24/22 14:37	
Bromodichloromethane	ug/L	ND	0.50	05/24/22 14:37	
Bromoform	ug/L	ND	0.50	05/24/22 14:37	
Bromomethane	ug/L	ND	5.0	05/24/22 14:37	
Carbon tetrachloride	ug/L	ND	0.50	05/24/22 14:37	
Chlorobenzene	ug/L	ND	0.50	05/24/22 14:37	
Chloroethane	ug/L	ND	1.0	05/24/22 14:37	
Chloroform	ug/L	ND	0.50	05/24/22 14:37	
Chloromethane	ug/L	ND	1.0	05/24/22 14:37	
cis-1,2-Dichloroethene	ug/L	ND	0.50	05/24/22 14:37	
cis-1,3-Dichloropropene	ug/L	ND	0.50	05/24/22 14:37	
Dibromochloromethane	ug/L	ND	0.50	05/24/22 14:37	
Dibromomethane	ug/L	ND	0.50	05/24/22 14:37	
Dichlorodifluoromethane	ug/L	ND	0.50	05/24/22 14:37	
Diisopropyl ether	ug/L	ND	0.50	05/24/22 14:37	

Results presented on this page are in the units indicated by the "Units" column except where an alternate unit is presented to the right of the result.

REPORT OF LABORATORY ANALYSIS

This report shall not be reproduced, except in full,
without the written consent of Pace Analytical Services, LLC.

Pace Analytical Services, LLC
9800 Kincey Ave. Suite 100
Huntersville, NC 28078
(704)875-9092

QUALITY CONTROL DATA

Project: CPC Huntersville
Pace Project No.: 92605893

METHOD BLANK: 3654615 Matrix: Water
Associated Lab Samples: 92605893001, 92605893002, 92605893004, 92605893005

Parameter	Units	Blank Result	Reporting Limit	Analyzed	Qualifiers
Ethanol	ug/L	ND	200	05/24/22 14:37	
Ethylbenzene	ug/L	ND	0.50	05/24/22 14:37	
Hexachloro-1,3-butadiene	ug/L	ND	2.0	05/24/22 14:37	
Isopropylbenzene (Cumene)	ug/L	ND	0.50	05/24/22 14:37	
m&p-Xylene	ug/L	ND	1.0	05/24/22 14:37	
Methyl-tert-butyl ether	ug/L	ND	0.50	05/24/22 14:37	
Methylene Chloride	ug/L	ND	2.0	05/24/22 14:37	
n-Butylbenzene	ug/L	ND	0.50	05/24/22 14:37	
n-Propylbenzene	ug/L	ND	0.50	05/24/22 14:37	
Naphthalene	ug/L	ND	2.0	05/24/22 14:37	
o-Xylene	ug/L	ND	0.50	05/24/22 14:37	
sec-Butylbenzene	ug/L	ND	0.50	05/24/22 14:37	
Styrene	ug/L	ND	0.50	05/24/22 14:37	
tert-Butylbenzene	ug/L	ND	0.50	05/24/22 14:37	
Tetrachloroethene	ug/L	ND	0.50	05/24/22 14:37	
Toluene	ug/L	ND	0.50	05/24/22 14:37	
trans-1,2-Dichloroethene	ug/L	ND	0.50	05/24/22 14:37	
trans-1,3-Dichloropropene	ug/L	ND	0.50	05/24/22 14:37	
Trichloroethene	ug/L	ND	0.50	05/24/22 14:37	
Trichlorofluoromethane	ug/L	ND	1.0	05/24/22 14:37	
Vinyl chloride	ug/L	ND	1.0	05/24/22 14:37	
1,2-Dichloroethane-d4 (S)	%	104	70-130	05/24/22 14:37	
4-Bromofluorobenzene (S)	%	100	70-130	05/24/22 14:37	
Toluene-d8 (S)	%	101	70-130	05/24/22 14:37	

LABORATORY CONTROL SAMPLE: 3654616

Parameter	Units	Spike Conc.	LCS Result	LCS % Rec	% Rec Limits	Qualifiers
1,1,1,2-Tetrachloroethane	ug/L	50	51.0	102	60-140	
1,1,1-Trichloroethane	ug/L	50	47.6	95	60-140	
1,1,2,2-Tetrachloroethane	ug/L	50	50.1	100	60-140	
1,1,2-Trichloroethane	ug/L	50	48.2	96	60-140	
1,1-Dichloroethane	ug/L	50	47.3	95	60-140	
1,1-Dichloroethene	ug/L	50	50.2	100	60-140	
1,1-Dichloropropene	ug/L	50	51.2	102	60-140	
1,2,3-Trichlorobenzene	ug/L	50	47.0	94	60-140	
1,2,3-Trichloropropane	ug/L	50	49.6	99	60-140	
1,2,4-Trichlorobenzene	ug/L	50	49.1	98	60-140	
1,2,4-Trimethylbenzene	ug/L	50	47.3	95	60-140	
1,2-Dibromo-3-chloropropane	ug/L	50	52.6	105	60-140	
1,2-Dibromoethane (EDB)	ug/L	50	48.9	98	60-140	
1,2-Dichlorobenzene	ug/L	50	47.2	94	60-140	
1,2-Dichloroethane	ug/L	50	46.9	94	60-140	
1,2-Dichloropropane	ug/L	50	47.8	96	60-140	

Results presented on this page are in the units indicated by the "Units" column except where an alternate unit is presented to the right of the result.

REPORT OF LABORATORY ANALYSIS

This report shall not be reproduced, except in full,
without the written consent of Pace Analytical Services, LLC.

Pace Analytical Services, LLC
9800 Kincey Ave. Suite 100
Huntersville, NC 28078
(704)875-9092

QUALITY CONTROL DATA

Project: CPC Huntersville
Pace Project No.: 92605893

LABORATORY CONTROL SAMPLE: 3654616

Parameter	Units	Spike Conc.	LCS Result	LCS % Rec	% Rec Limits	Qualifiers
1,3,5-Trimethylbenzene	ug/L	50	48.5	97	60-140	
1,3-Dichlorobenzene	ug/L	50	46.0	92	60-140	
1,3-Dichloropropane	ug/L	50	49.2	98	60-140	
1,4-Dichlorobenzene	ug/L	50	44.4	89	60-140	
2,2-Dichloropropane	ug/L	50	48.9	98	60-140	
2-Chlorotoluene	ug/L	50	46.0	92	60-140	
4-Chlorotoluene	ug/L	50	47.3	95	60-140	
Benzene	ug/L	50	45.9	92	60-140	
Bromobenzene	ug/L	50	47.5	95	60-140	
Bromochloromethane	ug/L	50	49.0	98	60-140	
Bromodichloromethane	ug/L	50	49.0	98	60-140	
Bromoform	ug/L	50	49.9	100	60-140	
Bromomethane	ug/L	50	43.9	88	60-140	
Carbon tetrachloride	ug/L	50	50.1	100	60-140	
Chlorobenzene	ug/L	50	47.1	94	60-140	
Chloroethane	ug/L	50	56.1	112	60-140	
Chloroform	ug/L	50	46.6	93	60-140	
Chloromethane	ug/L	50	49.5	99	60-140	
cis-1,2-Dichloroethene	ug/L	50	48.6	97	60-140	
cis-1,3-Dichloropropene	ug/L	50	49.1	98	60-140	
Dibromochloromethane	ug/L	50	49.5	99	60-140	
Dibromomethane	ug/L	50	49.3	99	60-140	
Dichlorodifluoromethane	ug/L	50	55.0	110	60-140	
Diisopropyl ether	ug/L	50	51.0	102	60-140	
Ethanol	ug/L	2000	1900	95	60-140	
Ethylbenzene	ug/L	50	47.1	94	60-140	
Hexachloro-1,3-butadiene	ug/L	50	49.9	100	60-140	
Isopropylbenzene (Cumene)	ug/L	50	47.1	94	60-140	
m&p-Xylene	ug/L	100	96.5	96	60-140	
Methyl-tert-butyl ether	ug/L	50	48.5	97	60-140	
Methylene Chloride	ug/L	50	49.3	99	60-140	
n-Butylbenzene	ug/L	50	49.5	99	60-140	
n-Propylbenzene	ug/L	50	46.6	93	60-140	
Naphthalene	ug/L	50	51.1	102	60-140	
o-Xylene	ug/L	50	48.3	97	60-140	
sec-Butylbenzene	ug/L	50	47.9	96	60-140	
Styrene	ug/L	50	49.4	99	60-140	
tert-Butylbenzene	ug/L	50	39.7	79	60-140	
Tetrachloroethene	ug/L	50	50.2	100	60-140	
Toluene	ug/L	50	46.0	92	60-140	
trans-1,2-Dichloroethene	ug/L	50	49.2	98	60-140	
trans-1,3-Dichloropropene	ug/L	50	49.7	99	60-140	
Trichloroethene	ug/L	50	49.0	98	60-140	
Trichlorofluoromethane	ug/L	50	51.4	103	60-140	
Vinyl chloride	ug/L	50	50.1	100	60-140	
1,2-Dichloroethane-d4 (S)	%			94	70-130	
4-Bromofluorobenzene (S)	%			102	70-130	

Results presented on this page are in the units indicated by the "Units" column except where an alternate unit is presented to the right of the result.

REPORT OF LABORATORY ANALYSIS

This report shall not be reproduced, except in full,
without the written consent of Pace Analytical Services, LLC.

Pace Analytical Services, LLC
9800 Kincey Ave. Suite 100
Huntersville, NC 28078
(704)875-9092

QUALITY CONTROL DATA

Project: CPC Huntersville
Pace Project No.: 92605893

LABORATORY CONTROL SAMPLE: 3654616

Parameter	Units	Spike Conc.	LCS Result	LCS % Rec	% Rec Limits	Qualifiers
Toluene-d8 (S)	%			99	70-130	

MATRIX SPIKE & MATRIX SPIKE DUPLICATE: 3654617 3654618

Parameter	Units	92605284001 Result	MS Spike Conc.	MSD Spike Conc.	MS Result	MSD Result	MS % Rec	MSD % Rec	% Rec Limits	RPD	Qual
1,1,1,2-Tetrachloroethane	ug/L	ND	500	500	406	410	81	82	60-140	1	
1,1,1-Trichloroethane	ug/L	ND	500	500	470	447	94	89	60-140	5	
1,1,2,2-Tetrachloroethane	ug/L	ND	500	500	524	552	105	110	60-140	5	
1,1,2-Trichloroethane	ug/L	ND	500	500	550	535	110	107	60-140	3	
1,1-Dichloroethane	ug/L	ND	500	500	519	525	104	105	60-140	1	
1,1-Dichloroethene	ug/L	ND	500	500	634	640	127	128	60-140	1	
1,1-Dichloropropene	ug/L	ND	500	500	563	569	113	114	60-140	1	
1,2,3-Trichlorobenzene	ug/L	ND	500	500	391	416	78	83	60-140	6	
1,2,3-Trichloropropane	ug/L	ND	500	500	529	583	106	117	60-140	10	
1,2,4-Trichlorobenzene	ug/L	ND	500	500	466	475	93	95	60-140	2	
1,2,4-Trimethylbenzene	ug/L	3420	500	500	3980	4120	113	140	60-140	3	
1,2-Dibromo-3-chloropropane	ug/L	ND	500	500	466	510	93	102	60-140	9	
1,2-Dibromoethane (EDB)	ug/L	ND	500	500	514	542	103	108	60-140	5	
1,2-Dichlorobenzene	ug/L	ND	500	500	515	521	103	104	60-140	1	
1,2-Dichloroethane	ug/L	ND	500	500	527	489	105	98	60-140	7	
1,2-Dichloropropane	ug/L	ND	500	500	528	516	106	103	60-140	2	
1,3,5-Trimethylbenzene	ug/L	1260	500	500	1800	1850	109	118	60-140	2	
1,3-Dichlorobenzene	ug/L	ND	500	500	510	517	102	103	60-140	1	
1,3-Dichloropropane	ug/L	ND	500	500	521	539	104	108	60-140	4	
1,4-Dichlorobenzene	ug/L	ND	500	500	488	516	98	103	60-140	6	
2,2-Dichloropropane	ug/L	ND	500	500	474	486	95	97	60-140	2	
2-Chlorotoluene	ug/L	ND	500	500	472	520	94	104	60-140	10	
4-Chlorotoluene	ug/L	ND	500	500	532	541	106	108	60-140	2	
Benzene	ug/L	64.1	500	500	563	560	100	99	60-140	1	
Bromobenzene	ug/L	ND	500	500	532	534	106	107	60-140	0	
Bromochloromethane	ug/L	ND	500	500	477	455	95	91	60-140	5	
Bromodichloromethane	ug/L	ND	500	500	382	359	76	72	60-140	6	
Bromoform	ug/L	ND	500	500	158	163	32	33	60-140	3	M1
Bromomethane	ug/L	ND	500	500	325	355	65	71	60-140	9	
Carbon tetrachloride	ug/L	ND	500	500	40.8	32.1	8	6	60-140	24	M1
Chlorobenzene	ug/L	ND	500	500	531	548	106	110	60-140	3	
Chloroethane	ug/L	ND	500	500	656	646	131	129	60-140	2	
Chloroform	ug/L	ND	500	500	518	502	104	100	60-140	3	
Chloromethane	ug/L	ND	500	500	696	670	139	134	60-140	4	
cis-1,2-Dichloroethene	ug/L	ND	500	500	525	520	105	104	60-140	1	
cis-1,3-Dichloropropene	ug/L	ND	500	500	483	465	97	93	60-140	4	
Dibromochloromethane	ug/L	ND	500	500	274	274	55	55	60-140	0	M1
Dibromomethane	ug/L	ND	500	500	541	543	108	109	60-140	0	
Dichlorodifluoromethane	ug/L	ND	500	500	590	587	118	117	60-140	0	

Results presented on this page are in the units indicated by the "Units" column except where an alternate unit is presented to the right of the result.

REPORT OF LABORATORY ANALYSIS

This report shall not be reproduced, except in full,
without the written consent of Pace Analytical Services, LLC.

Pace Analytical Services, LLC
9800 Kincey Ave. Suite 100
Huntersville, NC 28078
(704)875-9092

QUALITY CONTROL DATA

Project: CPC Huntersville
Pace Project No.: 92605893

MATRIX SPIKE & MATRIX SPIKE DUPLICATE: 3654617 3654618

Parameter	Units	92605284001 Result	MS Spike Conc.	MSD Spike Conc.	MS Result	MSD Result	MS % Rec	MSD % Rec	% Rec Limits	RPD	Qual
Diisopropyl ether	ug/L	ND	500	500	547	540	107	106	60-140	1	
Ethanol	ug/L	ND	20000	20000	20200	20700	101	103	60-140	3	
Ethylbenzene	ug/L	162	500	500	676	706	103	109	60-140	4	
Hexachloro-1,3-butadiene	ug/L	ND	500	500	476	502	95	100	60-140	5	
Isopropylbenzene (Cumene)	ug/L	132	500	500	649	672	103	108	60-140	3	
m&p-Xylene	ug/L	388	1000	1000	1420	1460	103	107	60-140	2	
Methyl-tert-butyl ether	ug/L	ND	500	500	526	511	105	102	60-140	3	
Methylene Chloride	ug/L	ND	500	500	564	547	113	109	60-140	3	
n-Butylbenzene	ug/L	ND	500	500	695	721	139	144	60-140	4	M1
n-Propylbenzene	ug/L	548	500	500	1110	1140	112	118	60-140	2	
Naphthalene	ug/L	122	500	500	574	623	91	100	60-140	8	
o-Xylene	ug/L	20.8	500	500	552	564	106	109	60-140	2	
sec-Butylbenzene	ug/L	ND	500	500	602	614	120	123	60-140	2	
Styrene	ug/L	ND	500	500	525	539	105	108	60-140	3	
tert-Butylbenzene	ug/L	ND	500	500	463	472	93	94	60-140	2	
Tetrachloroethene	ug/L	ND	500	500	561	597	112	119	60-140	6	
Toluene	ug/L	ND	500	500	549	535	110	107	60-140	3	
trans-1,2-Dichloroethene	ug/L	ND	500	500	532	529	106	106	60-140	0	
trans-1,3-Dichloropropene	ug/L	ND	500	500	458	460	92	92	60-140	0	
Trichloroethene	ug/L	ND	500	500	543	541	109	108	60-140	1	
Trichlorofluoromethane	ug/L	ND	500	500	441	412	88	82	60-140	7	
Vinyl chloride	ug/L	ND	500	500	571	557	114	111	60-140	2	
1,2-Dichloroethane-d4 (S)	%						97	91	70-130		
4-Bromofluorobenzene (S)	%						99	99	70-130		
Toluene-d8 (S)	%						101	101	70-130		

Results presented on this page are in the units indicated by the "Units" column except where an alternate unit is presented to the right of the result.

REPORT OF LABORATORY ANALYSIS

This report shall not be reproduced, except in full,
without the written consent of Pace Analytical Services, LLC.

Pace Analytical Services, LLC
9800 Kincey Ave. Suite 100
Huntersville, NC 28078
(704)875-9092

QUALITY CONTROL DATA

Project: CPC Huntersville
Pace Project No.: 92605893

QC Batch: 700322
QC Batch Method: SM 6200B
Analysis Method: SM 6200B
Analysis Description: 6200B MSV
Laboratory: Pace Analytical Services - Charlotte

Associated Lab Samples: 92605893003

METHOD BLANK: 3655541 Matrix: Water
Associated Lab Samples: 92605893003

Parameter	Units	Blank Result	Reporting Limit	Analyzed	Qualifiers
1,1,1,2-Tetrachloroethane	ug/L	ND	0.50	05/25/22 13:02	
1,1,1-Trichloroethane	ug/L	ND	0.50	05/25/22 13:02	
1,1,2,2-Tetrachloroethane	ug/L	ND	0.50	05/25/22 13:02	
1,1,2-Trichloroethane	ug/L	ND	0.50	05/25/22 13:02	
1,1-Dichloroethane	ug/L	ND	0.50	05/25/22 13:02	
1,1-Dichloroethene	ug/L	ND	0.50	05/25/22 13:02	
1,1-Dichloropropene	ug/L	ND	0.50	05/25/22 13:02	
1,2,3-Trichlorobenzene	ug/L	ND	2.0	05/25/22 13:02	
1,2,3-Trichloropropane	ug/L	ND	0.50	05/25/22 13:02	
1,2,4-Trichlorobenzene	ug/L	ND	2.0	05/25/22 13:02	
1,2,4-Trimethylbenzene	ug/L	ND	0.50	05/25/22 13:02	
1,2-Dibromo-3-chloropropane	ug/L	ND	1.0	05/25/22 13:02	
1,2-Dibromoethane (EDB)	ug/L	ND	0.50	05/25/22 13:02	
1,2-Dichlorobenzene	ug/L	ND	0.50	05/25/22 13:02	
1,2-Dichloroethane	ug/L	ND	0.50	05/25/22 13:02	
1,2-Dichloropropane	ug/L	ND	0.50	05/25/22 13:02	
1,3,5-Trimethylbenzene	ug/L	ND	0.50	05/25/22 13:02	
1,3-Dichlorobenzene	ug/L	ND	0.50	05/25/22 13:02	
1,3-Dichloropropane	ug/L	ND	0.50	05/25/22 13:02	
1,4-Dichlorobenzene	ug/L	ND	0.50	05/25/22 13:02	
2,2-Dichloropropane	ug/L	ND	0.50	05/25/22 13:02	
2-Chlorotoluene	ug/L	ND	0.50	05/25/22 13:02	
4-Chlorotoluene	ug/L	ND	0.50	05/25/22 13:02	
Benzene	ug/L	ND	0.50	05/25/22 13:02	
Bromobenzene	ug/L	ND	0.50	05/25/22 13:02	
Bromochloromethane	ug/L	ND	0.50	05/25/22 13:02	
Bromodichloromethane	ug/L	ND	0.50	05/25/22 13:02	
Bromoform	ug/L	ND	0.50	05/25/22 13:02	
Bromomethane	ug/L	ND	5.0	05/25/22 13:02	
Carbon tetrachloride	ug/L	ND	0.50	05/25/22 13:02	
Chlorobenzene	ug/L	ND	0.50	05/25/22 13:02	
Chloroethane	ug/L	ND	1.0	05/25/22 13:02	
Chloroform	ug/L	ND	0.50	05/25/22 13:02	
Chloromethane	ug/L	ND	1.0	05/25/22 13:02	
cis-1,2-Dichloroethene	ug/L	ND	0.50	05/25/22 13:02	
cis-1,3-Dichloropropene	ug/L	ND	0.50	05/25/22 13:02	
Dibromochloromethane	ug/L	ND	0.50	05/25/22 13:02	
Dibromomethane	ug/L	ND	0.50	05/25/22 13:02	
Dichlorodifluoromethane	ug/L	ND	0.50	05/25/22 13:02	
Diisopropyl ether	ug/L	ND	0.50	05/25/22 13:02	

Results presented on this page are in the units indicated by the "Units" column except where an alternate unit is presented to the right of the result.

REPORT OF LABORATORY ANALYSIS

This report shall not be reproduced, except in full,
without the written consent of Pace Analytical Services, LLC.

Pace Analytical Services, LLC
9800 Kincey Ave. Suite 100
Huntersville, NC 28078
(704)875-9092

QUALITY CONTROL DATA

Project: CPC Huntersville
Pace Project No.: 92605893

METHOD BLANK: 3655541 Matrix: Water
Associated Lab Samples: 92605893003

Parameter	Units	Blank Result	Reporting Limit	Analyzed	Qualifiers
Ethanol	ug/L	ND	200	05/25/22 13:02	
Ethylbenzene	ug/L	ND	0.50	05/25/22 13:02	
Hexachloro-1,3-butadiene	ug/L	ND	2.0	05/25/22 13:02	
Isopropylbenzene (Cumene)	ug/L	ND	0.50	05/25/22 13:02	
m&p-Xylene	ug/L	ND	1.0	05/25/22 13:02	
Methyl-tert-butyl ether	ug/L	ND	0.50	05/25/22 13:02	
Methylene Chloride	ug/L	ND	2.0	05/25/22 13:02	
n-Butylbenzene	ug/L	ND	0.50	05/25/22 13:02	
n-Propylbenzene	ug/L	ND	0.50	05/25/22 13:02	
Naphthalene	ug/L	ND	2.0	05/25/22 13:02	
o-Xylene	ug/L	ND	0.50	05/25/22 13:02	
sec-Butylbenzene	ug/L	ND	0.50	05/25/22 13:02	
Styrene	ug/L	ND	0.50	05/25/22 13:02	
tert-Butylbenzene	ug/L	ND	0.50	05/25/22 13:02	
Tetrachloroethene	ug/L	ND	0.50	05/25/22 13:02	
Toluene	ug/L	ND	0.50	05/25/22 13:02	
trans-1,2-Dichloroethene	ug/L	ND	0.50	05/25/22 13:02	
trans-1,3-Dichloropropene	ug/L	ND	0.50	05/25/22 13:02	
Trichloroethene	ug/L	ND	0.50	05/25/22 13:02	
Trichlorofluoromethane	ug/L	ND	1.0	05/25/22 13:02	
Vinyl chloride	ug/L	ND	1.0	05/25/22 13:02	
1,2-Dichloroethane-d4 (S)	%	97	70-130	05/25/22 13:02	
4-Bromofluorobenzene (S)	%	98	70-130	05/25/22 13:02	
Toluene-d8 (S)	%	98	70-130	05/25/22 13:02	

LABORATORY CONTROL SAMPLE: 3655542

Parameter	Units	Spike Conc.	LCS Result	LCS % Rec	% Rec Limits	Qualifiers
1,1,1,2-Tetrachloroethane	ug/L	50	49.9	100	60-140	
1,1,1-Trichloroethane	ug/L	50	50.9	102	60-140	
1,1,2,2-Tetrachloroethane	ug/L	50	51.8	104	60-140	
1,1,2-Trichloroethane	ug/L	50	53.8	108	60-140	
1,1-Dichloroethane	ug/L	50	51.5	103	60-140	
1,1-Dichloroethene	ug/L	50	53.7	107	60-140	
1,1-Dichloropropene	ug/L	50	53.1	106	60-140	
1,2,3-Trichlorobenzene	ug/L	50	42.1	84	60-140	
1,2,3-Trichloropropane	ug/L	50	50.7	101	60-140	
1,2,4-Trichlorobenzene	ug/L	50	43.7	87	60-140	
1,2,4-Trimethylbenzene	ug/L	50	47.7	95	60-140	
1,2-Dibromo-3-chloropropane	ug/L	50	51.9	104	60-140	
1,2-Dibromoethane (EDB)	ug/L	50	53.2	106	60-140	
1,2-Dichlorobenzene	ug/L	50	50.8	102	60-140	
1,2-Dichloroethane	ug/L	50	49.5	99	60-140	
1,2-Dichloropropane	ug/L	50	52.8	106	60-140	

Results presented on this page are in the units indicated by the "Units" column except where an alternate unit is presented to the right of the result.

REPORT OF LABORATORY ANALYSIS

This report shall not be reproduced, except in full,
without the written consent of Pace Analytical Services, LLC.

Pace Analytical Services, LLC
9800 Kincey Ave. Suite 100
Huntersville, NC 28078
(704)875-9092

QUALITY CONTROL DATA

Project: CPC Huntersville
Pace Project No.: 92605893

LABORATORY CONTROL SAMPLE: 3655542

Parameter	Units	Spike Conc.	LCS Result	LCS % Rec	% Rec Limits	Qualifiers
1,3,5-Trimethylbenzene	ug/L	50	48.7	97	60-140	
1,3-Dichlorobenzene	ug/L	50	50.0	100	60-140	
1,3-Dichloropropane	ug/L	50	52.3	105	60-140	
1,4-Dichlorobenzene	ug/L	50	49.3	99	60-140	
2,2-Dichloropropane	ug/L	50	50.2	100	60-140	
2-Chlorotoluene	ug/L	50	50.9	102	60-140	
4-Chlorotoluene	ug/L	50	51.3	103	60-140	
Benzene	ug/L	50	48.5	97	60-140	
Bromobenzene	ug/L	50	52.3	105	60-140	
Bromochloromethane	ug/L	50	54.9	110	60-140	
Bromodichloromethane	ug/L	50	51.5	103	60-140	
Bromoform	ug/L	50	50.3	101	60-140	
Bromomethane	ug/L	50	36.9	74	60-140	
Carbon tetrachloride	ug/L	50	47.1	94	60-140	
Chlorobenzene	ug/L	50	50.5	101	60-140	
Chloroethane	ug/L	50	38.5	77	60-140	
Chloroform	ug/L	50	52.5	105	60-140	
Chloromethane	ug/L	50	49.9	100	60-140	
cis-1,2-Dichloroethene	ug/L	50	52.9	106	60-140	
cis-1,3-Dichloropropene	ug/L	50	54.3	109	60-140	
Dibromochloromethane	ug/L	50	51.6	103	60-140	
Dibromomethane	ug/L	50	50.9	102	60-140	
Dichlorodifluoromethane	ug/L	50	53.2	106	60-140	
Diisopropyl ether	ug/L	50	52.3	105	60-140	
Ethanol	ug/L	2000	2030	101	60-140	
Ethylbenzene	ug/L	50	49.3	99	60-140	
Hexachloro-1,3-butadiene	ug/L	50	39.2	78	60-140	
Isopropylbenzene (Cumene)	ug/L	50	45.9	92	60-140	
m&p-Xylene	ug/L	100	99.5	100	60-140	
Methyl-tert-butyl ether	ug/L	50	52.9	106	60-140	
Methylene Chloride	ug/L	50	49.4	99	60-140	
n-Butylbenzene	ug/L	50	46.5	93	60-140	
n-Propylbenzene	ug/L	50	49.6	99	60-140	
Naphthalene	ug/L	50	50.4	101	60-140	
o-Xylene	ug/L	50	49.9	100	60-140	
sec-Butylbenzene	ug/L	50	46.4	93	60-140	
Styrene	ug/L	50	53.5	107	60-140	
tert-Butylbenzene	ug/L	50	39.3	79	60-140	
Tetrachloroethene	ug/L	50	46.6	93	60-140	
Toluene	ug/L	50	50.1	100	60-140	
trans-1,2-Dichloroethene	ug/L	50	53.5	107	60-140	
trans-1,3-Dichloropropene	ug/L	50	53.7	107	60-140	
Trichloroethene	ug/L	50	50.6	101	60-140	
Trichlorofluoromethane	ug/L	50	41.9	84	60-140	
Vinyl chloride	ug/L	50	53.5	107	60-140	
1,2-Dichloroethane-d4 (S)	%			99	70-130	
4-Bromofluorobenzene (S)	%			99	70-130	

Results presented on this page are in the units indicated by the "Units" column except where an alternate unit is presented to the right of the result.

REPORT OF LABORATORY ANALYSIS

This report shall not be reproduced, except in full,
without the written consent of Pace Analytical Services, LLC.

Pace Analytical Services, LLC
9800 Kincey Ave. Suite 100
Huntersville, NC 28078
(704)875-9092

QUALITY CONTROL DATA

Project: CPC Huntersville
Pace Project No.: 92605893

LABORATORY CONTROL SAMPLE: 3655542

Parameter	Units	Spike Conc.	LCS Result	LCS % Rec	% Rec Limits	Qualifiers
Toluene-d8 (S)	%			101	70-130	

MATRIX SPIKE & MATRIX SPIKE DUPLICATE: 3655543 3655544

Parameter	Units	92606147001 Result	MS Spike Conc.	MSD Spike Conc.	MS Result	MSD Result	MS % Rec	MSD % Rec	% Rec Limits	RPD	Qual
1,1,1,2-Tetrachloroethane	ug/L	ND	20	20	26.8	22.0	134	110	60-140	20	
1,1,1-Trichloroethane	ug/L	ND	20	20	28.7	23.7	143	119	60-140	19	M1
1,1,2,2-Tetrachloroethane	ug/L	ND	20	20	26.8	22.2	134	111	60-140	19	
1,1,2-Trichloroethane	ug/L	ND	20	20	27.8	23.5	139	117	60-140	17	
1,1-Dichloroethane	ug/L	ND	20	20	28.7	23.9	144	119	60-140	18	M1
1,1-Dichloroethene	ug/L	ND	20	20	30.7	25.6	153	128	60-140	18	M1
1,1-Dichloropropene	ug/L	ND	20	20	30.6	25.1	153	125	60-140	20	M1
1,2,3-Trichlorobenzene	ug/L	ND	20	20	21.5	17.9	108	89	60-140	19	
1,2,3-Trichloropropane	ug/L	ND	20	20	26.4	22.3	132	111	60-140	17	
1,2,4-Trichlorobenzene	ug/L	ND	20	20	22.4	18.1	112	90	60-140	21	
1,2,4-Trimethylbenzene	ug/L	ND	20	20	27.1	21.7	135	108	60-140	22	
1,2-Dibromo-3-chloropropane	ug/L	ND	20	20	25.9	21.3	130	106	60-140	20	
1,2-Dibromoethane (EDB)	ug/L	ND	20	20	28.1	23.2	141	116	60-140	19	M1
1,2-Dichlorobenzene	ug/L	ND	20	20	27.5	22.2	138	111	60-140	22	
1,2-Dichloroethane	ug/L	ND	20	20	27.5	22.8	137	114	60-140	18	
1,2-Dichloropropane	ug/L	ND	20	20	28.8	23.7	144	119	60-140	19	M1
1,3,5-Trimethylbenzene	ug/L	ND	20	20	27.7	22.4	138	112	60-140	21	
1,3-Dichlorobenzene	ug/L	ND	20	20	28.0	22.7	140	114	60-140	21	
1,3-Dichloropropane	ug/L	ND	20	20	28.3	23.2	141	116	60-140	20	M1
1,4-Dichlorobenzene	ug/L	ND	20	20	27.4	22.2	137	111	60-140	21	
2,2-Dichloropropane	ug/L	ND	20	20	28.4	23.3	142	117	60-140	20	M1
2-Chlorotoluene	ug/L	ND	20	20	28.9	23.2	144	116	60-140	22	M1
4-Chlorotoluene	ug/L	ND	20	20	28.7	23.4	144	117	60-140	20	M1
Benzene	ug/L	ND	20	20	27.4	22.4	137	112	60-140	20	
Bromobenzene	ug/L	ND	20	20	29.1	23.7	146	119	60-140	20	M1
Bromochloromethane	ug/L	ND	20	20	30.5	25.0	152	125	60-140	20	M1
Bromodichloromethane	ug/L	ND	20	20	27.4	22.5	137	113	60-140	20	
Bromoform	ug/L	ND	20	20	24.3	20.2	121	101	60-140	19	
Bromomethane	ug/L	ND	20	20	23.7	19.8	119	99	60-140	18	
Carbon tetrachloride	ug/L	ND	20	20	26.7	22.3	133	111	60-140	18	
Chlorobenzene	ug/L	ND	20	20	28.4	23.2	142	116	60-140	20	M1
Chloroethane	ug/L	ND	20	20	31.2	26.1	156	130	60-140	18	M1
Chloroform	ug/L	ND	20	20	29.1	24.0	145	120	60-140	19	M1
Chloromethane	ug/L	ND	20	20	28.2	23.8	141	119	60-140	17	M1
cis-1,2-Dichloroethene	ug/L	ND	20	20	29.2	24.2	146	121	60-140	19	M1
cis-1,3-Dichloropropene	ug/L	ND	20	20	28.8	23.4	144	117	60-140	21	M1
Dibromochloromethane	ug/L	ND	20	20	26.6	21.7	133	109	60-140	20	
Dibromomethane	ug/L	ND	20	20	27.1	22.4	136	112	60-140	19	
Dichlorodifluoromethane	ug/L	ND	20	20	30.3	24.7	151	123	60-140	20	M1

Results presented on this page are in the units indicated by the "Units" column except where an alternate unit is presented to the right of the result.

REPORT OF LABORATORY ANALYSIS

This report shall not be reproduced, except in full,
without the written consent of Pace Analytical Services, LLC.

Pace Analytical Services, LLC
9800 Kincey Ave. Suite 100
Huntersville, NC 28078
(704)875-9092

QUALITY CONTROL DATA

Project: CPC Huntersville
Pace Project No.: 92605893

MATRIX SPIKE & MATRIX SPIKE DUPLICATE: 3655543 3655544

Parameter	Units	92606147001 Result	MS Spike Conc.	MSD Spike Conc.	MS Result	MSD Result	MS % Rec	MSD % Rec	% Rec Limits	RPD	Qual
Diisopropyl ether	ug/L	ND	20	20	28.1	23.0	141	115	60-140	20	M1
Ethanol	ug/L	ND	800	800	1390	1180	174	147	60-140	17	M1
Ethylbenzene	ug/L	ND	20	20	27.9	23.0	139	115	60-140	19	
Hexachloro-1,3-butadiene	ug/L	ND	20	20	20.2	16.2	101	81	60-140	22	
Isopropylbenzene (Cumene)	ug/L	ND	20	20	25.6	21.2	128	106	60-140	19	
m&p-Xylene	ug/L	ND	40	40	56.7	46.6	142	116	60-140	20	M1
Methyl-tert-butyl ether	ug/L	ND	20	20	27.9	22.8	139	114	60-140	20	
Methylene Chloride	ug/L	ND	20	20	26.7	21.7	133	109	60-140	21	
n-Butylbenzene	ug/L	ND	20	20	24.9	19.7	124	98	60-140	24	
n-Propylbenzene	ug/L	ND	20	20	28.3	22.9	142	114	60-140	21	M1
Naphthalene	ug/L	ND	20	20	24.5	20.7	122	103	60-140	17	
o-Xylene	ug/L	ND	20	20	27.5	22.5	138	112	60-140	20	
sec-Butylbenzene	ug/L	ND	20	20	26.1	21.1	130	105	60-140	21	
Styrene	ug/L	ND	20	20	29.0	23.9	145	119	60-140	19	M1
tert-Butylbenzene	ug/L	ND	20	20	21.9	17.9	109	89	60-140	20	
Tetrachloroethene	ug/L	ND	20	20	26.5	21.9	133	109	60-140	19	
Toluene	ug/L	ND	20	20	27.9	22.9	140	115	60-140	20	
trans-1,2-Dichloroethene	ug/L	ND	20	20	30.9	24.8	154	124	60-140	22	M1
trans-1,3-Dichloropropene	ug/L	ND	20	20	27.6	22.8	138	114	60-140	19	
Trichloroethene	ug/L	ND	20	20	28.4	23.3	142	117	60-140	20	M1
Trichlorofluoromethane	ug/L	ND	20	20	26.8	22.3	134	112	60-140	18	
Vinyl chloride	ug/L	ND	20	20	30.3	25.1	151	125	60-140	19	M1
1,2-Dichloroethane-d4 (S)	%						98	98	70-130		
4-Bromofluorobenzene (S)	%						97	97	70-130		
Toluene-d8 (S)	%						99	99	70-130		

Results presented on this page are in the units indicated by the "Units" column except where an alternate unit is presented to the right of the result.

REPORT OF LABORATORY ANALYSIS

This report shall not be reproduced, except in full,
without the written consent of Pace Analytical Services, LLC.

Pace Analytical Services, LLC
9800 Kincey Ave. Suite 100
Huntersville, NC 28078
(704)875-9092

QUALIFIERS

Project: CPC Huntersville
Pace Project No.: 92605893

DEFINITIONS

DF - Dilution Factor, if reported, represents the factor applied to the reported data due to dilution of the sample aliquot.

ND - Not Detected at or above adjusted reporting limit.

TNTC - Too Numerous To Count

J - Estimated concentration above the adjusted method detection limit and below the adjusted reporting limit.

MDL - Adjusted Method Detection Limit.

PQL - Practical Quantitation Limit.

RL - Reporting Limit - The lowest concentration value that meets project requirements for quantitative data with known precision and bias for a specific analyte in a specific matrix.

S - Surrogate

1,2-Diphenylhydrazine decomposes to and cannot be separated from Azobenzene using Method 8270. The result for each analyte is a combined concentration.

Consistent with EPA guidelines, unrounded data are displayed and have been used to calculate % recovery and RPD values.

LCS(D) - Laboratory Control Sample (Duplicate)

MS(D) - Matrix Spike (Duplicate)

DUP - Sample Duplicate

RPD - Relative Percent Difference

NC - Not Calculable.

SG - Silica Gel - Clean-Up

U - Indicates the compound was analyzed for, but not detected.

Acid preservation may not be appropriate for 2 Chloroethylvinyl ether.

A separate vial preserved to a pH of 4-5 is recommended in SW846 Chapter 4 for the analysis of Acrolein and Acrylonitrile by EPA Method 8260.

N-Nitrosodiphenylamine decomposes and cannot be separated from Diphenylamine using Method 8270. The result reported for each analyte is a combined concentration.

Reported results are not rounded until the final step prior to reporting. Therefore, calculated parameters that are typically reported as "Total" may vary slightly from the sum of the reported component parameters.

Pace Analytical is TNI accredited. Contact your Pace PM for the current list of accredited analytes.

TNI - The NELAC Institute.

ANALYTE QUALIFIERS

M1 Matrix spike recovery exceeded QC limits. Batch accepted based on laboratory control sample (LCS) recovery.

This report shall not be reproduced, except in full,
without the written consent of Pace Analytical Services, LLC.

Pace Analytical Services, LLC
9800 Kincey Ave. Suite 100
Huntersville, NC 28078
(704)875-9092

QUALITY CONTROL DATA CROSS REFERENCE TABLE

Project: CPC Huntersville
Pace Project No.: 92605893

Lab ID	Sample ID	QC Batch Method	QC Batch	Analytical Method	Analytical Batch
92605893001	**Frac-Tank-Zone-1-05232022**	SM 6200B	700144		
92605893002	**Frac-Tank-Zone-2-05232022**	SM 6200B	700144		
92605893003	**Frac-Tank-Zone-3-05232022**	SM 6200B	700322		
92605893004	**Trip Blank**	SM 6200B	700144		
92605893005	**DUP-1-05232022**	SM 6200B	700144		

This report shall not be reproduced, except in full,
without the written consent of Pace Analytical Services, LLC.

CHAIN-OF-CUSTODY Analytical Request Document

Pace Analytical

Chain-of-Custody is a LEGAL DOCUMENT - Complete all relevent fields

LAB US **WO# : 92605893** lumber or



Company: APEX Companies	Billing Information:
Address: 5900 North Woods Bus Pkwy Ste 5900-0 Charlotte, NC	
Report To: Andrew Street	Email To:
Copy To: Brian Colonnese	Site Collection Info/Address:
Customer Project Name/Number: 2020-H-SR-2448-Incident	State: NC County/City: Huntersville Time Zone Collected: [ ] PT [ ] MT [ ] CT [X] ET
Phone: Email:	Site/Facility ID #: CPC Huntersville — Compliance Monitoring? [ ] Yes [ ] No
Collected By (print): J. Schlaudt	Purchase Order #: Quote #: — DW PWS ID #: DW Location Code:
Collected By (signature):	Turnaround Date Required: 72 HR — Immediately Packed on Ice: [X] Yes [ ] No
Sample Disposal: [ ] Dispose as appropriate [ ] Return [ ] Archive: [ ] Hold:	Rush: [ ] Same Day [ ] Next Day [ ] 2 Day [X] 3 Day [ ] 4 Day [ ] 5 Day (Expedite Charges Apply) — Field Filtered (if applicable): [ ] Yes [ ] No Analysis:

Lab Project Manager:

** Preservative Types: (1) nitric acid, (2) sulfuric acid, (3) hydrochloric acid, (4) sodium hydroxide, (5) zinc acetate, (6) methanol, (7) sodium bisulfate, (8) sodium thiosulfate, (9) hexane, (A) ascorbic acid, (B) ammonium sulfate, (C) ammonium hydroxide, (D) TSP, (U) Unpreserved, (O) Other _____

* Matrix Codes (Insert in Matrix box below): Drinking Water (DW), Ground Water (GW), Wastewater (WW), Product (P), Soil/Solid (SL), Oil (OL), Wipe (WP), Air (AR), Tissue (TS), Bioassay (B), Vapor (V), Other (OT)

Customer Sample ID	Matrix *	Comp / Grab	Collected (or Composite Start) Date	Collected (or Composite Start) Time	Composite End Date	Composite End Time	Res Cl	# of Ctns	6200 B VOC	Lab Sample # / Comments
Frac_Tank_Zone_1_05232022	WT	G	05-23-22	0820				4	X	92605893 001
Frac_Tank_Zone_2_05232022				0850				4	X	002
Frac_Tank_Zone_3_05232022				0800				4	X	003
Trip Blank			—	—				2	X	004
Dup_01_05232022			05-23-22					4	X	005

Customer Remarks / Special Conditions / Possible Hazards:

Type of Ice Used: (Wet) Blue Dry None

Packing Material Used: bb

Radchem sample(s) screened (<500 cpm): Y N (NA)

SHORT HOLDS PRESENT (<72 hours): Y N (N/A)

Lab Tracking #: 2546370

Samples received via: FEDEX UPS (Client) Courier Pace Courier

Lab Sample Temperature Info:
Temp Blank Received: Y N (NA)
Therm ID#: 92700604
Cooler 1 Temp Upon Receipt: 1.5 oC
Cooler 1 Therm Corr. Factor: 0 oC
Cooler 1 Corrected Temp: 1.5 oC
Comments:

Relinquished by/Company: (Signature)	Date/Time:	Received by/Company: (Signature)	Date/Time:
/APEX	05-23-22/1642	DP PACE HVL	5/23/22 1642
Relinquished by/Company: (Signature)	Date/Time:	Received by/Company: (Signature)	Date/Time:
Relinquished by/Company: (Signature)	Date/Time:	Received by/Company: (Signature)	Date/Time:

MTJL LAB USE ONLY
Table #:
Acctnum:
Template:
Prelogin:
PM:
PB:

Trip Blank Received: (Y) N NA
(HCL) MeOH TSP Other

Non Conformance(s): YES / (NO)

Page: 1 of: 1

Pace Analytical Services, LLC
9800 Kincey Ave. Suite 100
Huntersville, NC 28078
(704)875-9092

June 03, 2022

Andrew Street
Apex Companies - NC
5900 Northwoods Business Pkwy
Suite 5900-0
Charlotte, NC 28269

RE: Project: 2020-L1-SR-2448-INCIDENT
Pace Project No.: 92607083

Dear Andrew Street:

Enclosed are the analytical results for sample(s) received by the laboratory on May 31, 2022. The results relate only to the samples included in this report. Results reported herein conform to the applicable TNI/NELAC Standards and the laboratory's Quality Manual, where applicable, unless otherwise noted in the body of the report.

The test results provided in this final report were generated by each of the following laboratories within the Pace Network:

- Pace Analytical Services - Charlotte

If you have any questions concerning this report, please feel free to contact me.

Sincerely,

Angela M. Baioni

Angela Baioni
angela.baioni@pacelabs.com
(704)875-9092
Project Manager

Enclosures

cc: J Culbreath, Colonial Pipeline Company
Naomi Fretz, APEX Companies, LLC
Robert Hughes, Colonial Pipeline
Jamie Moran, APEX Companies, LLC
Jeff Morrison, Colonial Pipeline Company
Tom Naumann, APEX Companies - NC
Joe Nicolette, Montrose-EPS
Kaitlyn Nootens, Apex Companies
Christopher Schultz, Apex Companies
Matt Teixeira, Apex Companies, LLC
Michael Verdon, Colonial Pipeline Company
JM Wyatt, Colonial Pipeline Company

REPORT OF LABORATORY ANALYSIS

This report shall not be reproduced, except in full,
without the written consent of Pace Analytical Services, LLC.

Pace Analytical Services, LLC
9800 Kincey Ave. Suite 100
Huntersville, NC 28078
(704)875-9092

CERTIFICATIONS

Project: 2020-L1-SR-2448-INCIDENT
Pace Project No.: 92607083

Pace Analytical Services Charlotte

South Carolina Laboratory ID: 99006
9800 Kincey Ave. Ste 100, Huntersville, NC 28078
North Carolina Drinking Water Certification #: 37706
North Carolina Field Services Certification #: 5342
North Carolina Wastewater Certification #: 12
South Carolina Laboratory ID: 99006
South Carolina Certification #: 99006001
South Carolina Drinking Water Cert. #: 99006003
Florida/NELAP Certification #: E87627
Kentucky UST Certification #: 84
Louisiana DoH Drinking Water #: LA029
Virginia/VELAP Certification #: 460221

REPORT OF LABORATORY ANALYSIS

This report shall not be reproduced, except in full,
without the written consent of Pace Analytical Services, LLC.

Pace Analytical Services, LLC
9800 Kincey Ave. Suite 100
Huntersville, NC 28078
(704)875-9092

SAMPLE SUMMARY

Project: 2020-L1-SR-2448-INCIDENT
Pace Project No.: 92607083

Lab ID	Sample ID	Matrix	Date Collected	Date Received
92607083001	**FRAC_TANK_ZONE_1_05312022**	Water	05/31/22 08:20	05/31/22 09:00
92607083002	**FRAC_TANK_ZONE_2_05312022**	Water	05/31/22 08:40	05/31/22 09:00
92607083003	**FRAC_TANK_ZONE_3_05312022**	Water	05/31/22 08:05	05/31/22 09:00
92607083004	**DUP_01_05312022**	Water	05/31/22 00:00	05/31/22 09:00
92607083005	**TRIP BLANK**	Water	05/31/22 00:00	05/31/22 09:00

This report shall not be reproduced, except in full,
without the written consent of Pace Analytical Services, LLC.

Pace Analytical Services, LLC
9800 Kincey Ave. Suite 100
Huntersville, NC 28078
(704)875-9092

SAMPLE ANALYTE COUNT

Project: 2020-L1-SR-2448-INCIDENT
Pace Project No.: 92607083

Lab ID	Sample ID	Method	Analysts	Analytes Reported	Laboratory
92607083001	**FRAC_TANK_ZONE_1_05312022**	SM 6200B	CL	63	PASI-C
92607083002	**FRAC_TANK_ZONE_2_05312022**	SM 6200B	CL	63	PASI-C
92607083003	**FRAC_TANK_ZONE_3_05312022**	SM 6200B	CL	63	PASI-C
92607083004	**DUP_01_05312022**	SM 6200B	CL	63	PASI-C
92607083005	**TRIP BLANK**	SM 6200B	CL	63	PASI-C

PASI-C = Pace Analytical Services - Charlotte

This report shall not be reproduced, except in full,
without the written consent of Pace Analytical Services, LLC.

Pace Analytical Services, LLC
9800 Kincey Ave. Suite 100
Huntersville, NC 28078
(704)875-9092

ANALYTICAL RESULTS

Project: 2020-L1-SR-2448-INCIDENT
Pace Project No.: 92607083

Sample: FRAC_TANK_ZONE_1_053 12022 **Lab ID: 92607083001** Collected: 05/31/22 08:20 Received: 05/31/22 09:00 Matrix: Water

Parameters	Results	Units	Report Limit	MDL	DF	Prepared	Analyzed	CAS No.	Qual
6200B MSV	Analytical Method: SM 6200B Pace Analytical Services - Charlotte								
Benzene	**14800**	ug/L	125	86.2	250		06/01/22 06:41	71-43-2	
Bromobenzene	ND	ug/L	125	72.5	250		06/01/22 06:41	108-86-1	
Bromochloromethane	ND	ug/L	125	117	250		06/01/22 06:41	74-97-5	
Bromodichloromethane	ND	ug/L	125	76.8	250		06/01/22 06:41	75-27-4	
Bromoform	ND	ug/L	125	85.2	250		06/01/22 06:41	75-25-2	
Bromomethane	ND	ug/L	1250	415	250		06/01/22 06:41	74-83-9	
n-Butylbenzene	ND	ug/L	125	122	250		06/01/22 06:41	104-51-8	
sec-Butylbenzene	ND	ug/L	125	100	250		06/01/22 06:41	135-98-8	
tert-Butylbenzene	ND	ug/L	125	80.8	250		06/01/22 06:41	98-06-6	
Carbon tetrachloride	ND	ug/L	125	83.2	250		06/01/22 06:41	56-23-5	
Chlorobenzene	ND	ug/L	125	71.0	250		06/01/22 06:41	108-90-7	
Chloroethane	ND	ug/L	250	162	250		06/01/22 06:41	75-00-3	
Chloroform	**727**	ug/L	125	108	250		06/01/22 06:41	67-66-3	B,C9
Chloromethane	ND	ug/L	250	135	250		06/01/22 06:41	74-87-3	
2-Chlorotoluene	ND	ug/L	125	80.2	250		06/01/22 06:41	95-49-8	
4-Chlorotoluene	ND	ug/L	125	81.0	250		06/01/22 06:41	106-43-4	
1,2-Dibromo-3-chloropropane	ND	ug/L	250	85.0	250		06/01/22 06:41	96-12-8	
Dibromochloromethane	ND	ug/L	125	89.8	250		06/01/22 06:41	124-48-1	
1,2-Dibromoethane (EDB)	ND	ug/L	125	68.0	250		06/01/22 06:41	106-93-4	
Dibromomethane	ND	ug/L	125	98.5	250		06/01/22 06:41	74-95-3	
1,2-Dichlorobenzene	ND	ug/L	125	84.8	250		06/01/22 06:41	95-50-1	
1,3-Dichlorobenzene	ND	ug/L	125	85.0	250		06/01/22 06:41	541-73-1	
1,4-Dichlorobenzene	ND	ug/L	125	83.2	250		06/01/22 06:41	106-46-7	
Dichlorodifluoromethane	ND	ug/L	125	86.5	250		06/01/22 06:41	75-71-8	
1,1-Dichloroethane	ND	ug/L	125	91.8	250		06/01/22 06:41	75-34-3	
1,2-Dichloroethane	ND	ug/L	125	80.5	250		06/01/22 06:41	107-06-2	
1,1-Dichloroethene	ND	ug/L	125	87.0	250		06/01/22 06:41	75-35-4	
cis-1,2-Dichloroethene	ND	ug/L	125	96.0	250		06/01/22 06:41	156-59-2	
trans-1,2-Dichloroethene	ND	ug/L	125	99.0	250		06/01/22 06:41	156-60-5	
1,2-Dichloropropane	ND	ug/L	125	88.8	250		06/01/22 06:41	78-87-5	
1,3-Dichloropropane	ND	ug/L	125	71.0	250		06/01/22 06:41	142-28-9	
2,2-Dichloropropane	ND	ug/L	125	97.0	250		06/01/22 06:41	594-20-7	
1,1-Dichloropropene	ND	ug/L	125	107	250		06/01/22 06:41	563-58-6	
cis-1,3-Dichloropropene	ND	ug/L	125	91.2	250		06/01/22 06:41	10061-01-5	
trans-1,3-Dichloropropene	ND	ug/L	125	90.8	250		06/01/22 06:41	10061-02-6	
Diisopropyl ether	**2240**	ug/L	125	77.0	250		06/01/22 06:41	108-20-3	
Ethylbenzene	**2150**	ug/L	125	76.0	250		06/01/22 06:41	100-41-4	
Hexachloro-1,3-butadiene	ND	ug/L	500	382	250		06/01/22 06:41	87-68-3	
Isopropylbenzene (Cumene)	ND	ug/L	125	83.2	250		06/01/22 06:41	98-82-8	
Methylene Chloride	**698**	ug/L	500	488	250		06/01/22 06:41	75-09-2	C7
Methyl-tert-butyl ether	**681**	ug/L	125	106	250		06/01/22 06:41	1634-04-4	
Naphthalene	**237J**	ug/L	500	161	250		06/01/22 06:41	91-20-3	
n-Propylbenzene	**174**	ug/L	125	85.0	250		06/01/22 06:41	103-65-1	
Styrene	ND	ug/L	125	73.0	250		06/01/22 06:41	100-42-5	

REPORT OF LABORATORY ANALYSIS

This report shall not be reproduced, except in full,
without the written consent of Pace Analytical Services, LLC.

Pace Analytical Services, LLC
9800 Kincey Ave. Suite 100
Huntersville, NC 28078
(704)875-9092

ANALYTICAL RESULTS

Project: 2020-L1-SR-2448-INCIDENT
Pace Project No.: 92607083

Sample: FRAC_TANK_ZONE_1_053 12022 **Lab ID: 92607083001** Collected: 05/31/22 08:20 Received: 05/31/22 09:00 Matrix: Water

Parameters	Results	Units	Report Limit	MDL	DF	Prepared	Analyzed	CAS No.	Qual
6200B MSV	Analytical Method: SM 6200B Pace Analytical Services - Charlotte								
1,1,1,2-Tetrachloroethane	ND	ug/L	125	77.8	250		06/01/22 06:41	630-20-6	
1,1,2,2-Tetrachloroethane	ND	ug/L	125	56.2	250		06/01/22 06:41	79-34-5	
Tetrachloroethene	ND	ug/L	125	73.0	250		06/01/22 06:41	127-18-4	
Toluene	**33300**	ug/L	125	121	250		06/01/22 06:41	108-88-3	
1,2,3-Trichlorobenzene	ND	ug/L	500	202	250		06/01/22 06:41	87-61-6	
1,2,4-Trichlorobenzene	ND	ug/L	500	160	250		06/01/22 06:41	120-82-1	
1,1,1-Trichloroethane	ND	ug/L	125	83.0	250		06/01/22 06:41	71-55-6	
1,1,2-Trichloroethane	ND	ug/L	125	81.2	250		06/01/22 06:41	79-00-5	
Trichloroethene	ND	ug/L	125	95.8	250		06/01/22 06:41	79-01-6	
Trichlorofluoromethane	ND	ug/L	250	74.5	250		06/01/22 06:41	75-69-4	
1,2,3-Trichloropropane	ND	ug/L	125	65.2	250		06/01/22 06:41	96-18-4	
1,2,4-Trimethylbenzene	**1170**	ug/L	125	124	250		06/01/22 06:41	95-63-6	
1,3,5-Trimethylbenzene	**280**	ug/L	125	83.0	250		06/01/22 06:41	108-67-8	
Vinyl chloride	ND	ug/L	250	96.5	250		06/01/22 06:41	75-01-4	
m&p-Xylene	**8070**	ug/L	250	177	250		06/01/22 06:41	179601-23-1	
o-Xylene	**3870**	ug/L	125	84.5	250		06/01/22 06:41	95-47-6	
Surrogates									
1,2-Dichloroethane-d4 (S)	102	%	70-130		250		06/01/22 06:41	17060-07-0	
4-Bromofluorobenzene (S)	95	%	70-130		250		06/01/22 06:41	460-00-4	
Toluene-d8 (S)	98	%	70-130		250		06/01/22 06:41	2037-26-5	

REPORT OF LABORATORY ANALYSIS

This report shall not be reproduced, except in full,
without the written consent of Pace Analytical Services, LLC.

Pace Analytical Services, LLC
9800 Kincey Ave. Suite 100
Huntersville, NC 28078
(704)875-9092

ANALYTICAL RESULTS

Project: 2020-L1-SR-2448-INCIDENT
Pace Project No.: 92607083

Sample: FRAC_TANK_ZONE_2_053 12022 **Lab ID: 92607083002** Collected: 05/31/22 08:40 Received: 05/31/22 09:00 Matrix: Water

Parameters	Results	Units	Report Limit	MDL	DF	Prepared	Analyzed	CAS No.	Qual
6200B MSV	Analytical Method: SM 6200B Pace Analytical Services - Charlotte								
Benzene	**6510**	ug/L	125	86.2	250		06/01/22 07:00	71-43-2	
Bromobenzene	ND	ug/L	125	72.5	250		06/01/22 07:00	108-86-1	
Bromochloromethane	ND	ug/L	125	117	250		06/01/22 07:00	74-97-5	
Bromodichloromethane	ND	ug/L	125	76.8	250		06/01/22 07:00	75-27-4	
Bromoform	ND	ug/L	125	85.2	250		06/01/22 07:00	75-25-2	
Bromomethane	ND	ug/L	1250	415	250		06/01/22 07:00	74-83-9	
n-Butylbenzene	ND	ug/L	125	122	250		06/01/22 07:00	104-51-8	
sec-Butylbenzene	ND	ug/L	125	100	250		06/01/22 07:00	135-98-8	
tert-Butylbenzene	ND	ug/L	125	80.8	250		06/01/22 07:00	98-06-6	
Carbon tetrachloride	ND	ug/L	125	83.2	250		06/01/22 07:00	56-23-5	
Chlorobenzene	ND	ug/L	125	71.0	250		06/01/22 07:00	108-90-7	
Chloroethane	ND	ug/L	250	162	250		06/01/22 07:00	75-00-3	
Chloroform	**729**	ug/L	125	108	250		06/01/22 07:00	67-66-3	B,C9
Chloromethane	ND	ug/L	250	135	250		06/01/22 07:00	74-87-3	
2-Chlorotoluene	ND	ug/L	125	80.2	250		06/01/22 07:00	95-49-8	
4-Chlorotoluene	ND	ug/L	125	81.0	250		06/01/22 07:00	106-43-4	
1,2-Dibromo-3-chloropropane	ND	ug/L	250	85.0	250		06/01/22 07:00	96-12-8	
Dibromochloromethane	ND	ug/L	125	89.8	250		06/01/22 07:00	124-48-1	
1,2-Dibromoethane (EDB)	ND	ug/L	125	68.0	250		06/01/22 07:00	106-93-4	
Dibromomethane	ND	ug/L	125	98.5	250		06/01/22 07:00	74-95-3	
1,2-Dichlorobenzene	ND	ug/L	125	84.8	250		06/01/22 07:00	95-50-1	
1,3-Dichlorobenzene	ND	ug/L	125	85.0	250		06/01/22 07:00	541-73-1	
1,4-Dichlorobenzene	ND	ug/L	125	83.2	250		06/01/22 07:00	106-46-7	
Dichlorodifluoromethane	ND	ug/L	125	86.5	250		06/01/22 07:00	75-71-8	
1,1-Dichloroethane	ND	ug/L	125	91.8	250		06/01/22 07:00	75-34-3	
1,2-Dichloroethane	ND	ug/L	125	80.5	250		06/01/22 07:00	107-06-2	
1,1-Dichloroethene	ND	ug/L	125	87.0	250		06/01/22 07:00	75-35-4	
cis-1,2-Dichloroethene	ND	ug/L	125	96.0	250		06/01/22 07:00	156-59-2	
trans-1,2-Dichloroethene	ND	ug/L	125	99.0	250		06/01/22 07:00	156-60-5	
1,2-Dichloropropane	ND	ug/L	125	88.8	250		06/01/22 07:00	78-87-5	
1,3-Dichloropropane	ND	ug/L	125	71.0	250		06/01/22 07:00	142-28-9	
2,2-Dichloropropane	ND	ug/L	125	97.0	250		06/01/22 07:00	594-20-7	
1,1-Dichloropropene	ND	ug/L	125	107	250		06/01/22 07:00	563-58-6	
cis-1,3-Dichloropropene	ND	ug/L	125	91.2	250		06/01/22 07:00	10061-01-5	
trans-1,3-Dichloropropene	ND	ug/L	125	90.8	250		06/01/22 07:00	10061-02-6	
Diisopropyl ether	**445**	ug/L	125	77.0	250		06/01/22 07:00	108-20-3	
Ethylbenzene	**2160**	ug/L	125	76.0	250		06/01/22 07:00	100-41-4	
Hexachloro-1,3-butadiene	ND	ug/L	500	382	250		06/01/22 07:00	87-68-3	
Isopropylbenzene (Cumene)	ND	ug/L	125	83.2	250		06/01/22 07:00	98-82-8	
Methylene Chloride	**775**	ug/L	500	488	250		06/01/22 07:00	75-09-2	C7
Methyl-tert-butyl ether	**161**	ug/L	125	106	250		06/01/22 07:00	1634-04-4	
Naphthalene	**322J**	ug/L	500	161	250		06/01/22 07:00	91-20-3	
n-Propylbenzene	**176**	ug/L	125	85.0	250		06/01/22 07:00	103-65-1	
Styrene	ND	ug/L	125	73.0	250		06/01/22 07:00	100-42-5	

REPORT OF LABORATORY ANALYSIS

This report shall not be reproduced, except in full,
without the written consent of Pace Analytical Services, LLC.

Pace Analytical Services, LLC
9800 Kincey Ave. Suite 100
Huntersville, NC 28078
(704)875-9092

ANALYTICAL RESULTS

Project: 2020-L1-SR-2448-INCIDENT
Pace Project No.: 92607083

Sample: FRAC_TANK_ZONE_2_053 12022 **Lab ID: 92607083002** Collected: 05/31/22 08:40 Received: 05/31/22 09:00 Matrix: Water

Parameters	Results	Units	Report Limit	MDL	DF	Prepared	Analyzed	CAS No.	Qual
6200B MSV	Analytical Method: SM 6200B Pace Analytical Services - Charlotte								
1,1,1,2-Tetrachloroethane	ND	ug/L	125	77.8	250		06/01/22 07:00	630-20-6	
1,1,2,2-Tetrachloroethane	ND	ug/L	125	56.2	250		06/01/22 07:00	79-34-5	
Tetrachloroethene	ND	ug/L	125	73.0	250		06/01/22 07:00	127-18-4	
Toluene	**28800**	ug/L	125	121	250		06/01/22 07:00	108-88-3	
1,2,3-Trichlorobenzene	ND	ug/L	500	202	250		06/01/22 07:00	87-61-6	
1,2,4-Trichlorobenzene	ND	ug/L	500	160	250		06/01/22 07:00	120-82-1	
1,1,1-Trichloroethane	ND	ug/L	125	83.0	250		06/01/22 07:00	71-55-6	
1,1,2-Trichloroethane	ND	ug/L	125	81.2	250		06/01/22 07:00	79-00-5	
Trichloroethene	ND	ug/L	125	95.8	250		06/01/22 07:00	79-01-6	
Trichlorofluoromethane	ND	ug/L	250	74.5	250		06/01/22 07:00	75-69-4	
1,2,3-Trichloropropane	ND	ug/L	125	65.2	250		06/01/22 07:00	96-18-4	
1,2,4-Trimethylbenzene	**1550**	ug/L	125	124	250		06/01/22 07:00	95-63-6	
1,3,5-Trimethylbenzene	**359**	ug/L	125	83.0	250		06/01/22 07:00	108-67-8	
Vinyl chloride	ND	ug/L	250	96.5	250		06/01/22 07:00	75-01-4	
m&p-Xylene	**9850**	ug/L	250	177	250		06/01/22 07:00	179601-23-1	
o-Xylene	**4770**	ug/L	125	84.5	250		06/01/22 07:00	95-47-6	
Surrogates									
1,2-Dichloroethane-d4 (S)	101	%	70-130		250		06/01/22 07:00	17060-07-0	
4-Bromofluorobenzene (S)	95	%	70-130		250		06/01/22 07:00	460-00-4	
Toluene-d8 (S)	98	%	70-130		250		06/01/22 07:00	2037-26-5	

REPORT OF LABORATORY ANALYSIS

This report shall not be reproduced, except in full,
without the written consent of Pace Analytical Services, LLC.

Pace Analytical Services, LLC
9800 Kincey Ave. Suite 100
Huntersville, NC 28078
(704)875-9092

ANALYTICAL RESULTS

Project: 2020-L1-SR-2448-INCIDENT
Pace Project No.: 92607083

Sample: FRAC_TANK_ZONE_3_053 12022 **Lab ID: 92607083003** Collected: 05/31/22 08:05 Received: 05/31/22 09:00 Matrix: Water

Parameters	Results	Units	Report Limit	MDL	DF	Prepared	Analyzed	CAS No.	Qual
6200B MSV	Analytical Method: SM 6200B Pace Analytical Services - Charlotte								
Benzene	**15600**	ug/L	125	86.2	250		06/01/22 07:18	71-43-2	
Bromobenzene	ND	ug/L	125	72.5	250		06/01/22 07:18	108-86-1	
Bromochloromethane	ND	ug/L	125	117	250		06/01/22 07:18	74-97-5	
Bromodichloromethane	ND	ug/L	125	76.8	250		06/01/22 07:18	75-27-4	
Bromoform	ND	ug/L	125	85.2	250		06/01/22 07:18	75-25-2	
Bromomethane	ND	ug/L	1250	415	250		06/01/22 07:18	74-83-9	
n-Butylbenzene	ND	ug/L	125	122	250		06/01/22 07:18	104-51-8	
sec-Butylbenzene	ND	ug/L	125	100	250		06/01/22 07:18	135-98-8	
tert-Butylbenzene	ND	ug/L	125	80.8	250		06/01/22 07:18	98-06-6	
Carbon tetrachloride	ND	ug/L	125	83.2	250		06/01/22 07:18	56-23-5	
Chlorobenzene	ND	ug/L	125	71.0	250		06/01/22 07:18	108-90-7	
Chloroethane	ND	ug/L	250	162	250		06/01/22 07:18	75-00-3	
Chloroform	**734**	ug/L	125	108	250		06/01/22 07:18	67-66-3	B,C9
Chloromethane	ND	ug/L	250	135	250		06/01/22 07:18	74-87-3	
2-Chlorotoluene	ND	ug/L	125	80.2	250		06/01/22 07:18	95-49-8	
4-Chlorotoluene	ND	ug/L	125	81.0	250		06/01/22 07:18	106-43-4	
1,2-Dibromo-3-chloropropane	ND	ug/L	250	85.0	250		06/01/22 07:18	96-12-8	
Dibromochloromethane	ND	ug/L	125	89.8	250		06/01/22 07:18	124-48-1	
1,2-Dibromoethane (EDB)	ND	ug/L	125	68.0	250		06/01/22 07:18	106-93-4	
Dibromomethane	ND	ug/L	125	98.5	250		06/01/22 07:18	74-95-3	
1,2-Dichlorobenzene	ND	ug/L	125	84.8	250		06/01/22 07:18	95-50-1	
1,3-Dichlorobenzene	ND	ug/L	125	85.0	250		06/01/22 07:18	541-73-1	
1,4-Dichlorobenzene	ND	ug/L	125	83.2	250		06/01/22 07:18	106-46-7	
Dichlorodifluoromethane	ND	ug/L	125	86.5	250		06/01/22 07:18	75-71-8	
1,1-Dichloroethane	ND	ug/L	125	91.8	250		06/01/22 07:18	75-34-3	
1,2-Dichloroethane	ND	ug/L	125	80.5	250		06/01/22 07:18	107-06-2	
1,1-Dichloroethene	ND	ug/L	125	87.0	250		06/01/22 07:18	75-35-4	
cis-1,2-Dichloroethene	ND	ug/L	125	96.0	250		06/01/22 07:18	156-59-2	
trans-1,2-Dichloroethene	ND	ug/L	125	99.0	250		06/01/22 07:18	156-60-5	
1,2-Dichloropropane	ND	ug/L	125	88.8	250		06/01/22 07:18	78-87-5	
1,3-Dichloropropane	ND	ug/L	125	71.0	250		06/01/22 07:18	142-28-9	
2,2-Dichloropropane	ND	ug/L	125	97.0	250		06/01/22 07:18	594-20-7	
1,1-Dichloropropene	ND	ug/L	125	107	250		06/01/22 07:18	563-58-6	
cis-1,3-Dichloropropene	ND	ug/L	125	91.2	250		06/01/22 07:18	10061-01-5	
trans-1,3-Dichloropropene	ND	ug/L	125	90.8	250		06/01/22 07:18	10061-02-6	
Diisopropyl ether	**2300**	ug/L	125	77.0	250		06/01/22 07:18	108-20-3	
Ethylbenzene	**2870**	ug/L	125	76.0	250		06/01/22 07:18	100-41-4	
Hexachloro-1,3-butadiene	ND	ug/L	500	382	250		06/01/22 07:18	87-68-3	
Isopropylbenzene (Cumene)	ND	ug/L	125	83.2	250		06/01/22 07:18	98-82-8	
Methylene Chloride	**794**	ug/L	500	488	250		06/01/22 07:18	75-09-2	C7
Methyl-tert-butyl ether	**878**	ug/L	125	106	250		06/01/22 07:18	1634-04-4	
Naphthalene	**330J**	ug/L	500	161	250		06/01/22 07:18	91-20-3	
n-Propylbenzene	**226**	ug/L	125	85.0	250		06/01/22 07:18	103-65-1	
Styrene	ND	ug/L	125	73.0	250		06/01/22 07:18	100-42-5	

REPORT OF LABORATORY ANALYSIS

This report shall not be reproduced, except in full,
without the written consent of Pace Analytical Services, LLC.

Pace Analytical Services, LLC
9800 Kincey Ave. Suite 100
Huntersville, NC 28078
(704)875-9092

ANALYTICAL RESULTS

Project: 2020-L1-SR-2448-INCIDENT
Pace Project No.: 92607083

Sample: FRAC_TANK_ZONE_3_053 12022 **Lab ID: 92607083003** Collected: 05/31/22 08:05 Received: 05/31/22 09:00 Matrix: Water

Parameters	Results	Units	Report Limit	MDL	DF	Prepared	Analyzed	CAS No.	Qual
6200B MSV	Analytical Method: SM 6200B Pace Analytical Services - Charlotte								
1,1,1,2-Tetrachloroethane	ND	ug/L	125	77.8	250		06/01/22 07:18	630-20-6	
1,1,2,2-Tetrachloroethane	ND	ug/L	125	56.2	250		06/01/22 07:18	79-34-5	
Tetrachloroethene	ND	ug/L	125	73.0	250		06/01/22 07:18	127-18-4	
Toluene	**39200**	ug/L	125	121	250		06/01/22 07:18	108-88-3	
1,2,3-Trichlorobenzene	ND	ug/L	500	202	250		06/01/22 07:18	87-61-6	
1,2,4-Trichlorobenzene	ND	ug/L	500	160	250		06/01/22 07:18	120-82-1	
1,1,1-Trichloroethane	ND	ug/L	125	83.0	250		06/01/22 07:18	71-55-6	
1,1,2-Trichloroethane	ND	ug/L	125	81.2	250		06/01/22 07:18	79-00-5	
Trichloroethene	ND	ug/L	125	95.8	250		06/01/22 07:18	79-01-6	
Trichlorofluoromethane	ND	ug/L	250	74.5	250		06/01/22 07:18	75-69-4	
1,2,3-Trichloropropane	ND	ug/L	125	65.2	250		06/01/22 07:18	96-18-4	
1,2,4-Trimethylbenzene	**1520**	ug/L	125	124	250		06/01/22 07:18	95-63-6	
1,3,5-Trimethylbenzene	**384**	ug/L	125	83.0	250		06/01/22 07:18	108-67-8	
Vinyl chloride	ND	ug/L	250	96.5	250		06/01/22 07:18	75-01-4	
m&p-Xylene	**10600**	ug/L	250	177	250		06/01/22 07:18	179601-23-1	
o-Xylene	**5040**	ug/L	125	84.5	250		06/01/22 07:18	95-47-6	
Surrogates									
1,2-Dichloroethane-d4 (S)	100	%	70-130		250		06/01/22 07:18	17060-07-0	
4-Bromofluorobenzene (S)	94	%	70-130		250		06/01/22 07:18	460-00-4	
Toluene-d8 (S)	98	%	70-130		250		06/01/22 07:18	2037-26-5	

REPORT OF LABORATORY ANALYSIS

This report shall not be reproduced, except in full,
without the written consent of Pace Analytical Services, LLC.

Pace Analytical Services, LLC
9800 Kincey Ave. Suite 100
Huntersville, NC 28078
(704)875-9092

ANALYTICAL RESULTS

Project: 2020-L1-SR-2448-INCIDENT
Pace Project No.: 92607083

Sample: DUP_01_05312022 **Lab ID: 92607083004** Collected: 05/31/22 00:00 Received: 05/31/22 09:00 Matrix: Water

Parameters	Results	Units	Report Limit	MDL	DF	Prepared	Analyzed	CAS No.	Qual
6200B MSV	Analytical Method: SM 6200B Pace Analytical Services - Charlotte								
Benzene	**6400**	ug/L	125	86.2	250		06/01/22 07:37	71-43-2	
Bromobenzene	ND	ug/L	125	72.5	250		06/01/22 07:37	108-86-1	
Bromochloromethane	ND	ug/L	125	117	250		06/01/22 07:37	74-97-5	
Bromodichloromethane	ND	ug/L	125	76.8	250		06/01/22 07:37	75-27-4	
Bromoform	ND	ug/L	125	85.2	250		06/01/22 07:37	75-25-2	
Bromomethane	ND	ug/L	1250	415	250		06/01/22 07:37	74-83-9	
n-Butylbenzene	ND	ug/L	125	122	250		06/01/22 07:37	104-51-8	
sec-Butylbenzene	ND	ug/L	125	100	250		06/01/22 07:37	135-98-8	
tert-Butylbenzene	ND	ug/L	125	80.8	250		06/01/22 07:37	98-06-6	
Carbon tetrachloride	ND	ug/L	125	83.2	250		06/01/22 07:37	56-23-5	
Chlorobenzene	ND	ug/L	125	71.0	250		06/01/22 07:37	108-90-7	
Chloroethane	ND	ug/L	250	162	250		06/01/22 07:37	75-00-3	
Chloroform	**728**	ug/L	125	108	250		06/01/22 07:37	67-66-3	B,C9
Chloromethane	ND	ug/L	250	135	250		06/01/22 07:37	74-87-3	
2-Chlorotoluene	ND	ug/L	125	80.2	250		06/01/22 07:37	95-49-8	
4-Chlorotoluene	ND	ug/L	125	81.0	250		06/01/22 07:37	106-43-4	
1,2-Dibromo-3-chloropropane	ND	ug/L	250	85.0	250		06/01/22 07:37	96-12-8	
Dibromochloromethane	ND	ug/L	125	89.8	250		06/01/22 07:37	124-48-1	
1,2-Dibromoethane (EDB)	ND	ug/L	125	68.0	250		06/01/22 07:37	106-93-4	
Dibromomethane	ND	ug/L	125	98.5	250		06/01/22 07:37	74-95-3	
1,2-Dichlorobenzene	ND	ug/L	125	84.8	250		06/01/22 07:37	95-50-1	
1,3-Dichlorobenzene	ND	ug/L	125	85.0	250		06/01/22 07:37	541-73-1	
1,4-Dichlorobenzene	ND	ug/L	125	83.2	250		06/01/22 07:37	106-46-7	
Dichlorodifluoromethane	ND	ug/L	125	86.5	250		06/01/22 07:37	75-71-8	
1,1-Dichloroethane	ND	ug/L	125	91.8	250		06/01/22 07:37	75-34-3	
1,2-Dichloroethane	ND	ug/L	125	80.5	250		06/01/22 07:37	107-06-2	
1,1-Dichloroethene	ND	ug/L	125	87.0	250		06/01/22 07:37	75-35-4	
cis-1,2-Dichloroethene	ND	ug/L	125	96.0	250		06/01/22 07:37	156-59-2	
trans-1,2-Dichloroethene	ND	ug/L	125	99.0	250		06/01/22 07:37	156-60-5	
1,2-Dichloropropane	ND	ug/L	125	88.8	250		06/01/22 07:37	78-87-5	
1,3-Dichloropropane	ND	ug/L	125	71.0	250		06/01/22 07:37	142-28-9	
2,2-Dichloropropane	ND	ug/L	125	97.0	250		06/01/22 07:37	594-20-7	
1,1-Dichloropropene	ND	ug/L	125	107	250		06/01/22 07:37	563-58-6	
cis-1,3-Dichloropropene	ND	ug/L	125	91.2	250		06/01/22 07:37	10061-01-5	
trans-1,3-Dichloropropene	ND	ug/L	125	90.8	250		06/01/22 07:37	10061-02-6	
Diisopropyl ether	**439**	ug/L	125	77.0	250		06/01/22 07:37	108-20-3	
Ethylbenzene	**2190**	ug/L	125	76.0	250		06/01/22 07:37	100-41-4	
Hexachloro-1,3-butadiene	ND	ug/L	500	382	250		06/01/22 07:37	87-68-3	
Isopropylbenzene (Cumene)	ND	ug/L	125	83.2	250		06/01/22 07:37	98-82-8	
Methylene Chloride	**766**	ug/L	500	488	250		06/01/22 07:37	75-09-2	C7
Methyl-tert-butyl ether	**157**	ug/L	125	106	250		06/01/22 07:37	1634-04-4	
Naphthalene	**352J**	ug/L	500	161	250		06/01/22 07:37	91-20-3	
n-Propylbenzene	**187**	ug/L	125	85.0	250		06/01/22 07:37	103-65-1	
Styrene	ND	ug/L	125	73.0	250		06/01/22 07:37	100-42-5	
1,1,1,2-Tetrachloroethane	ND	ug/L	125	77.8	250		06/01/22 07:37	630-20-6	

REPORT OF LABORATORY ANALYSIS

This report shall not be reproduced, except in full,
without the written consent of Pace Analytical Services, LLC.

Pace Analytical Services, LLC
9800 Kincey Ave. Suite 100
Huntersville, NC 28078
(704)875-9092

ANALYTICAL RESULTS

Project: 2020-L1-SR-2448-INCIDENT
Pace Project No.: 92607083

Sample: DUP_01_05312022 **Lab ID: 92607083004** Collected: 05/31/22 00:00 Received: 05/31/22 09:00 Matrix: Water

Parameters	Results	Units	Report Limit	MDL	DF	Prepared	Analyzed	CAS No.	Qual
6200B MSV	Analytical Method: SM 6200B Pace Analytical Services - Charlotte								
1,1,2,2-Tetrachloroethane	ND	ug/L	125	56.2	250		06/01/22 07:37	79-34-5	
Tetrachloroethene	ND	ug/L	125	73.0	250		06/01/22 07:37	127-18-4	
Toluene	**28700**	ug/L	125	121	250		06/01/22 07:37	108-88-3	
1,2,3-Trichlorobenzene	ND	ug/L	500	202	250		06/01/22 07:37	87-61-6	
1,2,4-Trichlorobenzene	ND	ug/L	500	160	250		06/01/22 07:37	120-82-1	
1,1,1-Trichloroethane	ND	ug/L	125	83.0	250		06/01/22 07:37	71-55-6	
1,1,2-Trichloroethane	ND	ug/L	125	81.2	250		06/01/22 07:37	79-00-5	
Trichloroethene	ND	ug/L	125	95.8	250		06/01/22 07:37	79-01-6	
Trichlorofluoromethane	ND	ug/L	250	74.5	250		06/01/22 07:37	75-69-4	
1,2,3-Trichloropropane	ND	ug/L	125	65.2	250		06/01/22 07:37	96-18-4	
1,2,4-Trimethylbenzene	**1620**	ug/L	125	124	250		06/01/22 07:37	95-63-6	
1,3,5-Trimethylbenzene	**346**	ug/L	125	83.0	250		06/01/22 07:37	108-67-8	
Vinyl chloride	ND	ug/L	250	96.5	250		06/01/22 07:37	75-01-4	
m&p-Xylene	**9890**	ug/L	250	177	250		06/01/22 07:37	179601-23-1	
o-Xylene	**4940**	ug/L	125	84.5	250		06/01/22 07:37	95-47-6	
Surrogates									
1,2-Dichloroethane-d4 (S)	100	%	70-130		250		06/01/22 07:37	17060-07-0	
4-Bromofluorobenzene (S)	95	%	70-130		250		06/01/22 07:37	460-00-4	
Toluene-d8 (S)	98	%	70-130		250		06/01/22 07:37	2037-26-5	

REPORT OF LABORATORY ANALYSIS

This report shall not be reproduced, except in full,
without the written consent of Pace Analytical Services, LLC.

Pace Analytical Services, LLC
9800 Kincey Ave. Suite 100
Huntersville, NC 28078
(704)875-9092

ANALYTICAL RESULTS

Project: 2020-L1-SR-2448-INCIDENT
Pace Project No.: 92607083

Sample: TRIP BLANK **Lab ID: 92607083005** Collected: 05/31/22 00:00 Received: 05/31/22 09:00 Matrix: Water

Parameters	Results	Units	Report Limit	MDL	DF	Prepared	Analyzed	CAS No.	Qual
6200B MSV	Analytical Method: SM 6200B Pace Analytical Services - Charlotte								
Benzene	ND	ug/L	0.50	0.34	1		06/01/22 04:51	71-43-2	
Bromobenzene	ND	ug/L	0.50	0.29	1		06/01/22 04:51	108-86-1	
Bromochloromethane	ND	ug/L	0.50	0.47	1		06/01/22 04:51	74-97-5	
Bromodichloromethane	ND	ug/L	0.50	0.31	1		06/01/22 04:51	75-27-4	
Bromoform	ND	ug/L	0.50	0.34	1		06/01/22 04:51	75-25-2	
Bromomethane	ND	ug/L	5.0	1.7	1		06/01/22 04:51	74-83-9	
n-Butylbenzene	ND	ug/L	0.50	0.49	1		06/01/22 04:51	104-51-8	
sec-Butylbenzene	ND	ug/L	0.50	0.40	1		06/01/22 04:51	135-98-8	
tert-Butylbenzene	ND	ug/L	0.50	0.32	1		06/01/22 04:51	98-06-6	
Carbon tetrachloride	ND	ug/L	0.50	0.33	1		06/01/22 04:51	56-23-5	
Chlorobenzene	ND	ug/L	0.50	0.28	1		06/01/22 04:51	108-90-7	
Chloroethane	ND	ug/L	1.0	0.65	1		06/01/22 04:51	75-00-3	
Chloroform	ND	ug/L	0.50	0.43	1		06/01/22 04:51	67-66-3	
Chloromethane	ND	ug/L	1.0	0.54	1		06/01/22 04:51	74-87-3	
2-Chlorotoluene	ND	ug/L	0.50	0.32	1		06/01/22 04:51	95-49-8	
4-Chlorotoluene	ND	ug/L	0.50	0.32	1		06/01/22 04:51	106-43-4	
1,2-Dibromo-3-chloropropane	ND	ug/L	1.0	0.34	1		06/01/22 04:51	96-12-8	
Dibromochloromethane	ND	ug/L	0.50	0.36	1		06/01/22 04:51	124-48-1	
1,2-Dibromoethane (EDB)	ND	ug/L	0.50	0.27	1		06/01/22 04:51	106-93-4	
Dibromomethane	ND	ug/L	0.50	0.39	1		06/01/22 04:51	74-95-3	
1,2-Dichlorobenzene	ND	ug/L	0.50	0.34	1		06/01/22 04:51	95-50-1	
1,3-Dichlorobenzene	ND	ug/L	0.50	0.34	1		06/01/22 04:51	541-73-1	
1,4-Dichlorobenzene	ND	ug/L	0.50	0.33	1		06/01/22 04:51	106-46-7	
Dichlorodifluoromethane	ND	ug/L	0.50	0.35	1		06/01/22 04:51	75-71-8	
1,1-Dichloroethane	ND	ug/L	0.50	0.37	1		06/01/22 04:51	75-34-3	
1,2-Dichloroethane	ND	ug/L	0.50	0.32	1		06/01/22 04:51	107-06-2	
1,1-Dichloroethene	ND	ug/L	0.50	0.35	1		06/01/22 04:51	75-35-4	
cis-1,2-Dichloroethene	ND	ug/L	0.50	0.38	1		06/01/22 04:51	156-59-2	
trans-1,2-Dichloroethene	ND	ug/L	0.50	0.40	1		06/01/22 04:51	156-60-5	
1,2-Dichloropropane	ND	ug/L	0.50	0.36	1		06/01/22 04:51	78-87-5	
1,3-Dichloropropane	ND	ug/L	0.50	0.28	1		06/01/22 04:51	142-28-9	
2,2-Dichloropropane	ND	ug/L	0.50	0.39	1		06/01/22 04:51	594-20-7	
1,1-Dichloropropene	ND	ug/L	0.50	0.43	1		06/01/22 04:51	563-58-6	
cis-1,3-Dichloropropene	ND	ug/L	0.50	0.36	1		06/01/22 04:51	10061-01-5	
trans-1,3-Dichloropropene	ND	ug/L	0.50	0.36	1		06/01/22 04:51	10061-02-6	
Diisopropyl ether	ND	ug/L	0.50	0.31	1		06/01/22 04:51	108-20-3	
Ethylbenzene	ND	ug/L	0.50	0.30	1		06/01/22 04:51	100-41-4	
Hexachloro-1,3-butadiene	ND	ug/L	2.0	1.5	1		06/01/22 04:51	87-68-3	
Isopropylbenzene (Cumene)	ND	ug/L	0.50	0.33	1		06/01/22 04:51	98-82-8	
Methylene Chloride	ND	ug/L	2.0	2.0	1		06/01/22 04:51	75-09-2	
Methyl-tert-butyl ether	ND	ug/L	0.50	0.42	1		06/01/22 04:51	1634-04-4	
Naphthalene	ND	ug/L	2.0	0.64	1		06/01/22 04:51	91-20-3	
n-Propylbenzene	ND	ug/L	0.50	0.34	1		06/01/22 04:51	103-65-1	
Styrene	ND	ug/L	0.50	0.29	1		06/01/22 04:51	100-42-5	
1,1,1,2-Tetrachloroethane	ND	ug/L	0.50	0.31	1		06/01/22 04:51	630-20-6	

REPORT OF LABORATORY ANALYSIS

This report shall not be reproduced, except in full,
without the written consent of Pace Analytical Services, LLC.

Pace Analytical Services, LLC
9800 Kincey Ave. Suite 100
Huntersville, NC 28078
(704)875-9092

ANALYTICAL RESULTS

Project: 2020-L1-SR-2448-INCIDENT
Pace Project No.: 92607083

Sample: TRIP BLANK **Lab ID: 92607083005** Collected: 05/31/22 00:00 Received: 05/31/22 09:00 Matrix: Water

Parameters	Results	Units	Report Limit	MDL	DF	Prepared	Analyzed	CAS No.	Qual
6200B MSV	Analytical Method: SM 6200B Pace Analytical Services - Charlotte								
1,1,2,2-Tetrachloroethane	ND	ug/L	0.50	0.22	1		06/01/22 04:51	79-34-5	
Tetrachloroethene	ND	ug/L	0.50	0.29	1		06/01/22 04:51	127-18-4	
Toluene	ND	ug/L	0.50	0.48	1		06/01/22 04:51	108-88-3	
1,2,3-Trichlorobenzene	ND	ug/L	2.0	0.81	1		06/01/22 04:51	87-61-6	
1,2,4-Trichlorobenzene	ND	ug/L	2.0	0.64	1		06/01/22 04:51	120-82-1	
1,1,1-Trichloroethane	ND	ug/L	0.50	0.33	1		06/01/22 04:51	71-55-6	
1,1,2-Trichloroethane	ND	ug/L	0.50	0.32	1		06/01/22 04:51	79-00-5	
Trichloroethene	ND	ug/L	0.50	0.38	1		06/01/22 04:51	79-01-6	
Trichlorofluoromethane	ND	ug/L	1.0	0.30	1		06/01/22 04:51	75-69-4	
1,2,3-Trichloropropane	ND	ug/L	0.50	0.26	1		06/01/22 04:51	96-18-4	
1,2,4-Trimethylbenzene	ND	ug/L	0.50	0.50	1		06/01/22 04:51	95-63-6	
1,3,5-Trimethylbenzene	ND	ug/L	0.50	0.33	1		06/01/22 04:51	108-67-8	
Vinyl chloride	ND	ug/L	1.0	0.39	1		06/01/22 04:51	75-01-4	
m&p-Xylene	ND	ug/L	1.0	0.71	1		06/01/22 04:51	179601-23-1	
o-Xylene	ND	ug/L	0.50	0.34	1		06/01/22 04:51	95-47-6	
Surrogates									
1,2-Dichloroethane-d4 (S)	103	%	70-130		1		06/01/22 04:51	17060-07-0	
4-Bromofluorobenzene (S)	94	%	70-130		1		06/01/22 04:51	460-00-4	
Toluene-d8 (S)	99	%	70-130		1		06/01/22 04:51	2037-26-5	

REPORT OF LABORATORY ANALYSIS

This report shall not be reproduced, except in full,
without the written consent of Pace Analytical Services, LLC.

Pace Analytical Services, LLC
9800 Kincey Ave. Suite 100
Huntersville, NC 28078
(704)875-9092

QUALITY CONTROL DATA

Project: 2020-L1-SR-2448-INCIDENT
Pace Project No.: 92607083

QC Batch: 701440 | Analysis Method: SM 6200B
QC Batch Method: SM 6200B | Analysis Description: 6200B MSV
Laboratory: Pace Analytical Services - Charlotte

Associated Lab Samples: 92607083001, 92607083002, 92607083003, 92607083004, 92607083005

METHOD BLANK: 3661390 Matrix: Water

Associated Lab Samples: 92607083001, 92607083002, 92607083003, 92607083004, 92607083005

Parameter	Units	Blank Result	Reporting Limit	MDL	Analyzed	Qualifiers
1,1,1,2-Tetrachloroethane	ug/L	ND	0.50	0.31	06/01/22 00:15	
1,1,1-Trichloroethane	ug/L	ND	0.50	0.33	06/01/22 00:15	
1,1,2,2-Tetrachloroethane	ug/L	ND	0.50	0.22	06/01/22 00:15	
1,1,2-Trichloroethane	ug/L	ND	0.50	0.32	06/01/22 00:15	
1,1-Dichloroethane	ug/L	ND	0.50	0.37	06/01/22 00:15	
1,1-Dichloroethene	ug/L	ND	0.50	0.35	06/01/22 00:15	
1,1-Dichloropropene	ug/L	ND	0.50	0.43	06/01/22 00:15	
1,2,3-Trichlorobenzene	ug/L	ND	2.0	0.81	06/01/22 00:15	
1,2,3-Trichloropropane	ug/L	ND	0.50	0.26	06/01/22 00:15	
1,2,4-Trichlorobenzene	ug/L	ND	2.0	0.64	06/01/22 00:15	
1,2,4-Trimethylbenzene	ug/L	ND	0.50	0.50	06/01/22 00:15	
1,2-Dibromo-3-chloropropane	ug/L	ND	1.0	0.34	06/01/22 00:15	
1,2-Dibromoethane (EDB)	ug/L	ND	0.50	0.27	06/01/22 00:15	
1,2-Dichlorobenzene	ug/L	ND	0.50	0.34	06/01/22 00:15	
1,2-Dichloroethane	ug/L	ND	0.50	0.32	06/01/22 00:15	
1,2-Dichloropropane	ug/L	ND	0.50	0.36	06/01/22 00:15	
1,3,5-Trimethylbenzene	ug/L	ND	0.50	0.33	06/01/22 00:15	
1,3-Dichlorobenzene	ug/L	ND	0.50	0.34	06/01/22 00:15	
1,3-Dichloropropane	ug/L	ND	0.50	0.28	06/01/22 00:15	
1,4-Dichlorobenzene	ug/L	ND	0.50	0.33	06/01/22 00:15	
2,2-Dichloropropane	ug/L	ND	0.50	0.39	06/01/22 00:15	
2-Chlorotoluene	ug/L	ND	0.50	0.32	06/01/22 00:15	
4-Chlorotoluene	ug/L	ND	0.50	0.32	06/01/22 00:15	
Benzene	ug/L	ND	0.50	0.34	06/01/22 00:15	
Bromobenzene	ug/L	ND	0.50	0.29	06/01/22 00:15	
Bromochloromethane	ug/L	ND	0.50	0.47	06/01/22 00:15	
Bromodichloromethane	ug/L	ND	0.50	0.31	06/01/22 00:15	
Bromoform	ug/L	ND	0.50	0.34	06/01/22 00:15	
Bromomethane	ug/L	ND	5.0	1.7	06/01/22 00:15	
Carbon tetrachloride	ug/L	ND	0.50	0.33	06/01/22 00:15	
Chlorobenzene	ug/L	ND	0.50	0.28	06/01/22 00:15	
Chloroethane	ug/L	ND	1.0	0.65	06/01/22 00:15	
Chloroform	ug/L	3.3	0.50	0.43	06/01/22 00:15	
Chloromethane	ug/L	ND	1.0	0.54	06/01/22 00:15	
cis-1,2-Dichloroethene	ug/L	ND	0.50	0.38	06/01/22 00:15	
cis-1,3-Dichloropropene	ug/L	ND	0.50	0.36	06/01/22 00:15	
Dibromochloromethane	ug/L	ND	0.50	0.36	06/01/22 00:15	
Dibromomethane	ug/L	ND	0.50	0.39	06/01/22 00:15	
Dichlorodifluoromethane	ug/L	ND	0.50	0.35	06/01/22 00:15	
Diisopropyl ether	ug/L	ND	0.50	0.31	06/01/22 00:15	

Results presented on this page are in the units indicated by the "Units" column except where an alternate unit is presented to the right of the result.

REPORT OF LABORATORY ANALYSIS

This report shall not be reproduced, except in full,
without the written consent of Pace Analytical Services, LLC.

Pace Analytical Services, LLC
9800 Kincey Ave. Suite 100
Huntersville, NC 28078
(704)875-9092

QUALITY CONTROL DATA

Project: 2020-L1-SR-2448-INCIDENT
Pace Project No.: 92607083

METHOD BLANK: 3661390 Matrix: Water
Associated Lab Samples: 92607083001, 92607083002, 92607083003, 92607083004, 92607083005

Parameter	Units	Blank Result	Reporting Limit	MDL	Analyzed	Qualifiers
Ethylbenzene	ug/L	ND	0.50	0.30	06/01/22 00:15	
Hexachloro-1,3-butadiene	ug/L	ND	2.0	1.5	06/01/22 00:15	
Isopropylbenzene (Cumene)	ug/L	ND	0.50	0.33	06/01/22 00:15	
m&p-Xylene	ug/L	ND	1.0	0.71	06/01/22 00:15	
Methyl-tert-butyl ether	ug/L	ND	0.50	0.42	06/01/22 00:15	
Methylene Chloride	ug/L	ND	2.0	2.0	06/01/22 00:15	
n-Butylbenzene	ug/L	ND	0.50	0.49	06/01/22 00:15	
n-Propylbenzene	ug/L	ND	0.50	0.34	06/01/22 00:15	
Naphthalene	ug/L	ND	2.0	0.64	06/01/22 00:15	
o-Xylene	ug/L	ND	0.50	0.34	06/01/22 00:15	
sec-Butylbenzene	ug/L	ND	0.50	0.40	06/01/22 00:15	
Styrene	ug/L	ND	0.50	0.29	06/01/22 00:15	
tert-Butylbenzene	ug/L	ND	0.50	0.32	06/01/22 00:15	
Tetrachloroethene	ug/L	ND	0.50	0.29	06/01/22 00:15	
Toluene	ug/L	ND	0.50	0.48	06/01/22 00:15	
trans-1,2-Dichloroethene	ug/L	ND	0.50	0.40	06/01/22 00:15	
trans-1,3-Dichloropropene	ug/L	ND	0.50	0.36	06/01/22 00:15	
Trichloroethene	ug/L	ND	0.50	0.38	06/01/22 00:15	
Trichlorofluoromethane	ug/L	ND	1.0	0.30	06/01/22 00:15	
Vinyl chloride	ug/L	ND	1.0	0.39	06/01/22 00:15	
1,2-Dichloroethane-d4 (S)	%	103	70-130		06/01/22 00:15	
4-Bromofluorobenzene (S)	%	95	70-130		06/01/22 00:15	
Toluene-d8 (S)	%	98	70-130		06/01/22 00:15	

LABORATORY CONTROL SAMPLE: 3661391

Parameter	Units	Spike Conc.	LCS Result	LCS % Rec	% Rec Limits	Qualifiers
1,1,1,2-Tetrachloroethane	ug/L	50	54.3	109	60-140	
1,1,1-Trichloroethane	ug/L	50	55.4	111	60-140	
1,1,2,2-Tetrachloroethane	ug/L	50	57.5	115	60-140	
1,1,2-Trichloroethane	ug/L	50	58.6	117	60-140	
1,1-Dichloroethane	ug/L	50	58.2	116	60-140	
1,1-Dichloroethene	ug/L	50	60.6	121	60-140	
1,1-Dichloropropene	ug/L	50	58.9	118	60-140	
1,2,3-Trichlorobenzene	ug/L	50	46.7	93	60-140	
1,2,3-Trichloropropane	ug/L	50	56.7	113	60-140	
1,2,4-Trichlorobenzene	ug/L	50	47.4	95	60-140	
1,2,4-Trimethylbenzene	ug/L	50	53.1	106	60-140	
1,2-Dibromo-3-chloropropane	ug/L	50	54.0	108	60-140	
1,2-Dibromoethane (EDB)	ug/L	50	57.7	115	60-140	
1,2-Dichlorobenzene	ug/L	50	55.1	110	60-140	
1,2-Dichloroethane	ug/L	50	55.2	110	60-140	
1,2-Dichloropropane	ug/L	50	58.9	118	60-140	
1,3,5-Trimethylbenzene	ug/L	50	54.0	108	60-140	

Results presented on this page are in the units indicated by the "Units" column except where an alternate unit is presented to the right of the result.

REPORT OF LABORATORY ANALYSIS

This report shall not be reproduced, except in full,
without the written consent of Pace Analytical Services, LLC.

Pace Analytical Services, LLC
9800 Kincey Ave. Suite 100
Huntersville, NC 28078
(704)875-9092

QUALITY CONTROL DATA

Project: 2020-L1-SR-2448-INCIDENT
Pace Project No.: 92607083

LABORATORY CONTROL SAMPLE: 3661391

Parameter	Units	Spike Conc.	LCS Result	LCS % Rec	% Rec Limits	Qualifiers
1,3-Dichlorobenzene	ug/L	50	54.2	108	60-140	
1,3-Dichloropropane	ug/L	50	58.0	116	60-140	
1,4-Dichlorobenzene	ug/L	50	54.5	109	60-140	
2,2-Dichloropropane	ug/L	50	51.5	103	60-140	
2-Chlorotoluene	ug/L	50	55.6	111	60-140	
4-Chlorotoluene	ug/L	50	55.4	111	60-140	
Benzene	ug/L	50	54.0	108	60-140	
Bromobenzene	ug/L	50	56.3	113	60-140	
Bromochloromethane	ug/L	50	61.0	122	60-140	
Bromodichloromethane	ug/L	50	56.5	113	60-140	
Bromoform	ug/L	50	52.9	106	60-140	
Bromomethane	ug/L	50	44.4	89	60-140	
Carbon tetrachloride	ug/L	50	48.7	97	60-140	
Chlorobenzene	ug/L	50	56.1	112	60-140	
Chloroethane	ug/L	50	43.0	86	60-140	
Chloroform	ug/L	50	62.1	124	60-140	
Chloromethane	ug/L	50	54.5	109	60-140	
cis-1,2-Dichloroethene	ug/L	50	59.2	118	60-140	
cis-1,3-Dichloropropene	ug/L	50	58.6	117	60-140	
Dibromochloromethane	ug/L	50	54.9	110	60-140	
Dibromomethane	ug/L	50	55.9	112	60-140	
Dichlorodifluoromethane	ug/L	50	57.2	114	60-140	
Diisopropyl ether	ug/L	50	59.3	119	60-140	
Ethylbenzene	ug/L	50	54.7	109	60-140	
Hexachloro-1,3-butadiene	ug/L	50	40.1	80	60-140	
Isopropylbenzene (Cumene)	ug/L	50	50.9	102	60-140	
m&p-Xylene	ug/L	100	110	110	60-140	
Methyl-tert-butyl ether	ug/L	50	58.0	116	60-140	
Methylene Chloride	ug/L	50	57.4	115	60-140	
n-Butylbenzene	ug/L	50	49.6	99	60-140	
n-Propylbenzene	ug/L	50	54.3	109	60-140	
Naphthalene	ug/L	50	53.6	107	60-140	
o-Xylene	ug/L	50	55.0	110	60-140	
sec-Butylbenzene	ug/L	50	51.2	102	60-140	
Styrene	ug/L	50	58.7	117	60-140	
tert-Butylbenzene	ug/L	50	43.1	86	60-140	
Tetrachloroethene	ug/L	50	50.8	102	60-140	
Toluene	ug/L	50	55.4	111	60-140	
trans-1,2-Dichloroethene	ug/L	50	61.5	123	60-140	
trans-1,3-Dichloropropene	ug/L	50	57.7	115	60-140	
Trichloroethene	ug/L	50	55.6	111	60-140	
Trichlorofluoromethane	ug/L	50	46.6	93	60-140	
Vinyl chloride	ug/L	50	59.4	119	60-140	
1,2-Dichloroethane-d4 (S)	%			103	70-130	
4-Bromofluorobenzene (S)	%			97	70-130	
Toluene-d8 (S)	%			100	70-130	

Results presented on this page are in the units indicated by the "Units" column except where an alternate unit is presented to the right of the result.

REPORT OF LABORATORY ANALYSIS

This report shall not be reproduced, except in full,
without the written consent of Pace Analytical Services, LLC.

Pace Analytical Services, LLC
9800 Kincey Ave. Suite 100
Huntersville, NC 28078
(704)875-9092

QUALITY CONTROL DATA

Project: 2020-L1-SR-2448-INCIDENT
Pace Project No.: 92607083

MATRIX SPIKE & MATRIX SPIKE DUPLICATE: 3661392 3661393

Parameter	Units	92607046004 Result	MS Spike Conc.	MSD Spike Conc.	MS Result	MSD Result	MS % Rec	MSD % Rec	% Rec Limits	RPD	Max RPD	Qual
1,1,1,2-Tetrachloroethane	ug/L	<0.31	20	20	27.9	27.9	139	139	60-140	0	30	
1,1,1-Trichloroethane	ug/L	<0.33	20	20	29.7	29.3	148	147	60-140	1	30	M1
1,1,2,2-Tetrachloroethane	ug/L	<0.22	20	20	29.4	29.7	147	149	60-140	1	30	M1
1,1,2-Trichloroethane	ug/L	<0.32	20	20	30.2	29.8	151	149	60-140	1	30	M1
1,1-Dichloroethane	ug/L	<0.37	20	20	30.9	30.7	155	153	60-140	1	30	M1
1,1-Dichloroethene	ug/L	<0.35	20	20	32.7	32.5	164	163	60-140	1	30	M1
1,1-Dichloropropene	ug/L	<0.43	20	20	31.6	31.3	158	157	60-140	1	30	M1
1,2,3-Trichlorobenzene	ug/L	<0.81	20	20	24.3	24.4	121	122	60-140	0	30	
1,2,3-Trichloropropane	ug/L	<0.26	20	20	28.9	29.0	144	145	60-140	0	30	M1
1,2,4-Trichlorobenzene	ug/L	<0.64	20	20	24.4	24.6	122	123	60-140	1	30	
1,2,4-Trimethylbenzene	ug/L	<0.50	20	20	27.7	27.8	138	139	60-140	0	30	
1,2-Dibromo-3-chloropropane	ug/L	<0.34	20	20	26.4	27.5	132	138	60-140	4	30	
1,2-Dibromoethane (EDB)	ug/L	<0.27	20	20	30.0	30.0	150	150	60-140	0	30	M1
1,2-Dichlorobenzene	ug/L	<0.34	20	20	28.4	28.5	142	143	60-140	0	30	M1
1,2-Dichloroethane	ug/L	<0.32	20	20	29.4	29.1	147	145	60-140	1	30	M1
1,2-Dichloropropane	ug/L	<0.36	20	20	31.1	30.7	155	153	60-140	1	30	M1
1,3,5-Trimethylbenzene	ug/L	<0.33	20	20	28.5	28.7	142	143	60-140	1	30	M1
1,3-Dichlorobenzene	ug/L	<0.34	20	20	28.8	29.1	144	145	60-140	1	30	M1
1,3-Dichloropropane	ug/L	<0.28	20	20	30.0	30.0	150	150	60-140	0	30	M1
1,4-Dichlorobenzene	ug/L	<0.33	20	20	28.1	28.3	141	142	60-140	1	30	M1
2,2-Dichloropropane	ug/L	<0.39	20	20	29.2	28.8	146	144	60-140	1	30	M1
2-Chlorotoluene	ug/L	<0.32	20	20	29.4	29.3	147	147	60-140	0	30	M1
4-Chlorotoluene	ug/L	<0.32	20	20	29.1	29.3	145	146	60-140	1	30	M1
Benzene	ug/L	<0.34	20	20	28.7	28.7	144	143	60-140	0	30	M1
Bromobenzene	ug/L	<0.29	20	20	29.3	29.7	146	149	60-140	1	30	M1
Bromochloromethane	ug/L	<0.47	20	20	32.0	31.3	160	156	60-140	2	30	M1
Bromodichloromethane	ug/L	<0.31	20	20	28.6	28.5	143	143	60-140	0	30	M1
Bromoform	ug/L	<0.34	20	20	25.6	25.6	128	128	60-140	0	30	
Bromomethane	ug/L	<1.7	20	20	27.3	27.6	136	138	60-140	1	30	
Carbon tetrachloride	ug/L	<0.33	20	20	27.2	27.1	136	135	60-140	1	30	
Chlorobenzene	ug/L	<0.28	20	20	29.7	29.6	149	148	60-140	0	30	M1
Chloroethane	ug/L	<0.65	20	20	34.9	33.1	174	166	60-140	5	30	M1
Chloroform	ug/L	<0.43	20	20	30.5	30.7	153	154	60-140	1	30	M1
Chloromethane	ug/L	<0.54	20	20	29.4	29.5	147	147	60-140	0	30	M1
cis-1,2-Dichloroethene	ug/L	<0.38	20	20	31.1	30.7	156	153	60-140	2	30	M1
cis-1,3-Dichloropropene	ug/L	<0.36	20	20	29.6	29.4	148	147	60-140	1	30	M1
Dibromochloromethane	ug/L	<0.36	20	20	27.5	27.6	137	138	60-140	0	30	
Dibromomethane	ug/L	<0.39	20	20	28.1	28.1	141	140	60-140	0	30	M1
Dichlorodifluoromethane	ug/L	<0.35	20	20	29.2	28.8	146	144	60-140	1	30	M1
Diisopropyl ether	ug/L	<0.31	20	20	30.4	30.0	152	150	60-140	1	30	M1
Ethylbenzene	ug/L	<0.30	20	20	29.0	29.0	145	145	60-140	0	30	M1
Hexachloro-1,3-butadiene	ug/L	<1.5	20	20	22.6	22.2	113	111	60-140	2	30	
Isopropylbenzene (Cumene)	ug/L	<0.33	20	20	27.0	27.2	135	136	60-140	1	30	
m&p-Xylene	ug/L	<0.71	40	40	58.0	58.9	145	147	60-140	1	30	M1

Results presented on this page are in the units indicated by the "Units" column except where an alternate unit is presented to the right of the result.

REPORT OF LABORATORY ANALYSIS

This report shall not be reproduced, except in full,
without the written consent of Pace Analytical Services, LLC.

Pace Analytical Services, LLC
9800 Kincey Ave. Suite 100
Huntersville, NC 28078
(704)875-9092

QUALITY CONTROL DATA

Project: 2020-L1-SR-2448-INCIDENT
Pace Project No.: 92607083

MATRIX SPIKE & MATRIX SPIKE DUPLICATE: 3661392 3661393

Parameter	Units	92607046004 Result	MS Spike Conc.	MSD Spike Conc.	MS Result	MSD Result	MS % Rec	MSD % Rec	% Rec Limits	RPD	Max RPD	Qual
Methyl-tert-butyl ether	ug/L	<0.42	20	20	29.8	29.1	149	146	60-140	2	30	M1
Methylene Chloride	ug/L	<2.0	20	20	28.8	28.4	144	142	60-140	1	30	M1
n-Butylbenzene	ug/L	<0.49	20	20	27.2	26.7	136	133	60-140	2	30	
n-Propylbenzene	ug/L	<0.34	20	20	29.1	29.3	145	147	60-140	1	30	M1
Naphthalene	ug/L	<0.64	20	20	27.4	27.4	137	137	60-140	0	30	
o-Xylene	ug/L	<0.34	20	20	28.6	28.6	143	143	60-140	0	30	M1
sec-Butylbenzene	ug/L	<0.40	20	20	28.0	27.8	140	139	60-140	1	30	
Styrene	ug/L	<0.29	20	20	30.3	30.3	152	152	60-140	0	30	M1
tert-Butylbenzene	ug/L	<0.32	20	20	23.1	23.0	115	115	60-140	0	30	
Tetrachloroethene	ug/L	<0.29	20	20	27.3	27.1	137	136	60-140	1	30	
Toluene	ug/L	<0.48	20	20	29.0	28.9	145	144	60-140	1	30	M1
trans-1,2-Dichloroethene	ug/L	<0.40	20	20	32.1	31.6	160	158	60-140	2	30	M1
trans-1,3-Dichloropropene	ug/L	<0.36	20	20	29.3	29.0	146	145	60-140	1	30	M1
Trichloroethene	ug/L	<0.38	20	20	29.4	29.2	147	146	60-140	1	30	M1
Trichlorofluoromethane	ug/L	<0.30	20	20	28.3	28.2	141	141	60-140	0	30	M1
Vinyl chloride	ug/L	<0.39	20	20	31.8	31.4	159	157	60-140	1	30	M1
1,2-Dichloroethane-d4 (S)	%						100	99	70-130			
4-Bromofluorobenzene (S)	%						97	97	70-130			
Toluene-d8 (S)	%						99	99	70-130			

Results presented on this page are in the units indicated by the "Units" column except where an alternate unit is presented to the right of the result.

REPORT OF LABORATORY ANALYSIS

This report shall not be reproduced, except in full,
without the written consent of Pace Analytical Services, LLC.

Pace Analytical Services, LLC
9800 Kincey Ave. Suite 100
Huntersville, NC 28078
(704)875-9092

QUALIFIERS

Project: 2020-L1-SR-2448-INCIDENT
Pace Project No.: 92607083

DEFINITIONS

DF - Dilution Factor, if reported, represents the factor applied to the reported data due to dilution of the sample aliquot.

ND - Not Detected at or above adjusted reporting limit.

TNTC - Too Numerous To Count

J - Estimated concentration above the adjusted method detection limit and below the adjusted reporting limit.

MDL - Adjusted Method Detection Limit.

PQL - Practical Quantitation Limit.

RL - Reporting Limit - The lowest concentration value that meets project requirements for quantitative data with known precision and bias for a specific analyte in a specific matrix.

S - Surrogate

1,2-Diphenylhydrazine decomposes to and cannot be separated from Azobenzene using Method 8270. The result for each analyte is a combined concentration.

Consistent with EPA guidelines, unrounded data are displayed and have been used to calculate % recovery and RPD values.

LCS(D) - Laboratory Control Sample (Duplicate)

MS(D) - Matrix Spike (Duplicate)

DUP - Sample Duplicate

RPD - Relative Percent Difference

NC - Not Calculable.

SG - Silica Gel - Clean-Up

U - Indicates the compound was analyzed for, but not detected.

Acid preservation may not be appropriate for 2 Chloroethylvinyl ether.

A separate vial preserved to a pH of 4-5 is recommended in SW846 Chapter 4 for the analysis of Acrolein and Acrylonitrile by EPA Method 8260.

N-Nitrosodiphenylamine decomposes and cannot be separated from Diphenylamine using Method 8270. The result reported for each analyte is a combined concentration.

Reported results are not rounded until the final step prior to reporting. Therefore, calculated parameters that are typically reported as "Total" may vary slightly from the sum of the reported component parameters.

Pace Analytical is TNI accredited. Contact your Pace PM for the current list of accredited analytes.

TNI - The NELAC Institute.

ANALYTE QUALIFIERS

B	Analyte was detected in the associated method blank.
C7	Analyte is a possible laboratory contaminant (not present in method blank).
C9	Common Laboratory Contaminant.
M1	Matrix spike recovery exceeded QC limits. Batch accepted based on laboratory control sample (LCS) recovery.

This report shall not be reproduced, except in full,
without the written consent of Pace Analytical Services, LLC.

Pace Analytical Services, LLC
9800 Kincey Ave. Suite 100
Huntersville, NC 28078
(704)875-9092

QUALITY CONTROL DATA CROSS REFERENCE TABLE

Project: 2020-L1-SR-2448-INCIDENT
Pace Project No.: 92607083

Lab ID	Sample ID	QC Batch Method	QC Batch	Analytical Method	Analytical Batch
92607083001	**FRAC_TANK_ZONE_1_05312022**	SM 6200B	701440		
92607083002	**FRAC_TANK_ZONE_2_05312022**	SM 6200B	701440		
92607083003	**FRAC_TANK_ZONE_3_05312022**	SM 6200B	701440		
92607083004	**DUP_01_05312022**	SM 6200B	701440		
92607083005	**TRIP BLANK**	SM 6200B	701440		

This report shall not be reproduced, except in full,
without the written consent of Pace Analytical Services, LLC.

CHAIN-OF-CUSTODY Analytical Request Document

Pace Analytical

Chain-of-Custody is a LEGAL DOCUMENT - Complete all relevent fields

WO# : 92607083

92607083

Company: APEX Companies	Billing Information:
Address: 5900 Northwoods Bus Pkwy Ste 5900-O Charlotte, NC	
Report To: Andrew Street	Email To:
Copy To: Brian Colonnese	Site Collection Info/Address:
Customer Project Name/Number: 2020-LI-SR-2448-Incident	State: NC County/City: Huntersville Time Zone Collected: [ ] PT [ ] MT [ ] CT [✓] ET
Phone: Email:	Site/Facility ID #: CPC Huntersville Compliance Monitoring? [ ] Yes [ ] No
Collected By (print): J. Schlaudt	Purchase Order #: Quote #: DW PWS ID #: DW Location Code:
Collected By (signature):	Turnaround Date Required: Immediately Packed on Ice: [✓] Yes [ ] No
Sample Disposal: [ ] Dispose as appropriate [ ] Return [ ] Archive: [ ] Hold:	Rush: [ ] Same Day [ ] Next Day [ ] 2 Day [X] 3 Day [ ] 4 Day [ ] 5 Day (Expedite Charges Apply)
	Field Filtered (if applicable): [ ] Yes [ ] No Analysis:

Container Preservative Type **: 3

** Preservative Types: (1) nitric acid, (2) sulfuric acid, (3) hydrochloric acid, (4) sodium hydroxide, (5) zinc acetate, (6) methanol, (7) sodium bisulfate, (8) sodium thiosulfate, (9) hexane, (A) ascorbic acid, (B) ammonium sulfate, (C) ammonium hydroxide, (D) TSP, (U) Unpreserved, (O) Other _____

* Matrix Codes (Insert in Matrix box below): Drinking Water (DW), Ground Water (GW), Wastewater (WW), Product (P), Soil/Solid (SL), Oil (OL), Wipe (WP), Air (AR), Tissue (TS), Bioassay (B), Vapor (V), Other (OT)

Customer Sample ID	Matrix *	Comp / Grab	Collected (or Composite Start) Date	Collected (or Composite Start) Time	Composite End Date	Composite End Time	Res Cl	# of Ctns	Analyses: 6200B VOC	Lab Profile/Line:
FracTank_Zone1_05312022	WT	G	05-31-22	0830				4	X	001
FracTank_Zone2_05312022				0840				4	X	002
FracTank_Zone3_05312022				0845				4	X	003
Trip Blank				—				2	X	005
Dup-01_05312022				—				4	X	004

Lab Sample Receipt Checklist:

Custody Seals Present/Intact	Y	N	NA
Custody Signatures Present	Y	N	NA
Collector Signature Present	Y	N	NA
Bottles Intact	Y	N	NA
Correct Bottles	Y	N	NA
Sufficient Volume	Y	N	NA
Samples Received on Ice	Y	N	NA
VOA - Headspace Acceptable	Y	N	NA
USDA Regulated Soils	Y	N	NA
Samples in Holding Time	Y	N	NA
Residual Chlorine Present	Y	N	NA
Cl Strips: _____			
Sample pH Acceptable	Y	N	NA
pH Strips: _____			
Sulfide Present	Y	N	NA
Lead Acetate Strips: _____			

LAB USE ONLY:
Lab Sample # / Comments:
92607083

Customer Remarks / Special Conditions / Possible Hazards:

Type of Ice Used: Wet Blue Dry None

Packing Material Used: bb

Radchem sample(s) screened (<500 cpm): Y N NA

SHORT HOLDS PRESENT (<72 hours): Y N N/A

Lab Tracking #: 2517916

Samples received via: FEDEX UPS Client Courier Pace Courier

Lab Sample Temperature Info:
Temp Blank Received: Y N NA
Therm ID#: 92064
Cooler 1 Temp Upon Receipt: 1.1 oC
Cooler 1 Therm Corr. Factor: 0 oC
Cooler 1 Corrected Temp: 1.1 oC
Comments:

Relinquished by/Company: (Signature)	Date/Time:	Received by/Company: (Signature)	Date/Time:
APEX	05-31-22/0900	Apex	5/31/22 0900
Apex	5/31/21 1250	Pace	5/31/22 1250

MTJL LAB USE ONLY
Table #:
Acctnum:
Template:
Prelogin:
PM:
PB:

Trip Blank Received: Y N NA
HCL MeOH TSP Other

5/31/22

Non Conformance(s): YES / NO

Page: 1 of: 1

Pace Analytical Services, LLC
9800 Kincey Ave. Suite 100
Huntersville, NC 28078
(704)875-9092

June 09, 2022

Andrew Street
Apex Companies - NC
5900 Northwoods Business Pkwy
Suite 5900-0
Charlotte, NC 28269

RE: Project: 2020-L1-SR-2448-INCIDENT
Pace Project No.: 92608006

Dear Andrew Street:

Enclosed are the analytical results for sample(s) received by the laboratory on June 06, 2022. The results relate only to the samples included in this report. Results reported herein conform to the applicable TNI/NELAC Standards and the laboratory's Quality Manual, where applicable, unless otherwise noted in the body of the report.

The test results provided in this final report were generated by each of the following laboratories within the Pace Network:

- Pace Analytical Services - Charlotte

If you have any questions concerning this report, please feel free to contact me.

Sincerely,

Angela M. Baioni

Angela Baioni
angela.baioni@pacelabs.com
(704)875-9092
Project Manager

Enclosures

cc: Brian Colonnese, APEX Companies, LLC
J Culbreath, Colonial Pipeline Company
Naomi Fretz, APEX Companies, LLC
Robert Hughes, Colonial Pipeline
Jamie Moran, APEX Companies, LLC
Jeff Morrison, Colonial Pipeline Company
Tom Naumann, APEX Companies - NC
Joe Nicolette, Montrose-EPS
Kaitlyn Nootens, Apex Companies
Christopher Schultz, Apex Companies
Matt Teixeira, Apex Companies, LLC
Michael Verdon, Colonial Pipeline Company
JM Wyatt, Colonial Pipeline Company

REPORT OF LABORATORY ANALYSIS

This report shall not be reproduced, except in full,
without the written consent of Pace Analytical Services, LLC.

Pace Analytical Services, LLC
9800 Kincey Ave. Suite 100
Huntersville, NC 28078
(704)875-9092

CERTIFICATIONS

Project: 2020-L1-SR-2448-INCIDENT
Pace Project No.: 92608006

Pace Analytical Services Charlotte

South Carolina Laboratory ID: 99006
9800 Kincey Ave. Ste 100, Huntersville, NC 28078
North Carolina Drinking Water Certification #: 37706
North Carolina Field Services Certification #: 5342
North Carolina Wastewater Certification #: 12
South Carolina Laboratory ID: 99006
South Carolina Certification #: 99006001
South Carolina Drinking Water Cert. #: 99006003
Florida/NELAP Certification #: E87627
Kentucky UST Certification #: 84
Louisiana DoH Drinking Water #: LA029
Virginia/VELAP Certification #: 460221

This report shall not be reproduced, except in full,
without the written consent of Pace Analytical Services, LLC.

Pace Analytical Services, LLC
9800 Kincey Ave. Suite 100
Huntersville, NC 28078
(704)875-9092

SAMPLE SUMMARY

Project: 2020-L1-SR-2448-INCIDENT
Pace Project No.: 92608006

Lab ID	Sample ID	Matrix	Date Collected	Date Received
92608006001	**FRAC-TANK-ZONE-1-06062022**	Water	06/06/22 08:35	06/06/22 12:20
92608006002	**FRAC-TANK-ZONE-2-06062022**	Water	06/06/22 08:50	06/06/22 12:20
92608006003	**FRAC-TANK-ZONE-3-06062022**	Water	06/06/22 08:10	06/06/22 12:20
92608006004	**TRIP BLANK**	Water	06/06/22 00:00	06/06/22 12:20
92608006005	**DUP-01-06062022**	Water	06/06/22 00:00	06/06/22 12:20

This report shall not be reproduced, except in full,
without the written consent of Pace Analytical Services, LLC.

Pace Analytical Services, LLC
9800 Kincey Ave. Suite 100
Huntersville, NC 28078
(704)875-9092

SAMPLE ANALYTE COUNT

Project: 2020-L1-SR-2448-INCIDENT
Pace Project No.: 92608006

Lab ID	Sample ID	Method	Analysts	Analytes Reported	Laboratory
92608006001	**FRAC-TANK-ZONE-1-06062022**	SM 6200B	CL	63	PASI-C
92608006002	**FRAC-TANK-ZONE-2-06062022**	SM 6200B	CL	63	PASI-C
92608006003	**FRAC-TANK-ZONE-3-06062022**	SM 6200B	CL	63	PASI-C
92608006004	**TRIP BLANK**	SM 6200B	CL	63	PASI-C
92608006005	**DUP-01-06062022**	SM 6200B	SAS	63	PASI-C

PASI-C = Pace Analytical Services - Charlotte

This report shall not be reproduced, except in full,
without the written consent of Pace Analytical Services, LLC.

Pace Analytical Services, LLC
9800 Kincey Ave. Suite 100
Huntersville, NC 28078
(704)875-9092

ANALYTICAL RESULTS

Project: 2020-L1-SR-2448-INCIDENT
Pace Project No.: 92608006

Sample: FRAC-TANK-ZONE-1-06062022 **Lab ID: 92608006001** Collected: 06/06/22 08:35 Received: 06/06/22 12:20 Matrix: Water

Parameters	Results	Units	Report Limit	MDL	DF	Prepared	Analyzed	CAS No.	Qual
6200B MSV	Analytical Method: SM 6200B Pace Analytical Services - Charlotte								
Benzene	**16000**	ug/L	125	86.2	250		06/07/22 20:18	71-43-2	
Bromobenzene	ND	ug/L	125	72.5	250		06/07/22 20:18	108-86-1	
Bromochloromethane	ND	ug/L	125	117	250		06/07/22 20:18	74-97-5	
Bromodichloromethane	ND	ug/L	125	76.8	250		06/07/22 20:18	75-27-4	
Bromoform	ND	ug/L	125	85.2	250		06/07/22 20:18	75-25-2	
Bromomethane	ND	ug/L	1250	415	250		06/07/22 20:18	74-83-9	
n-Butylbenzene	ND	ug/L	125	122	250		06/07/22 20:18	104-51-8	
sec-Butylbenzene	ND	ug/L	125	100	250		06/07/22 20:18	135-98-8	
tert-Butylbenzene	ND	ug/L	125	80.8	250		06/07/22 20:18	98-06-6	
Carbon tetrachloride	ND	ug/L	125	83.2	250		06/07/22 20:18	56-23-5	
Chlorobenzene	ND	ug/L	125	71.0	250		06/07/22 20:18	108-90-7	
Chloroethane	ND	ug/L	250	162	250		06/07/22 20:18	75-00-3	
Chloroform	ND	ug/L	125	108	250		06/07/22 20:18	67-66-3	
Chloromethane	ND	ug/L	250	135	250		06/07/22 20:18	74-87-3	
2-Chlorotoluene	ND	ug/L	125	80.2	250		06/07/22 20:18	95-49-8	
4-Chlorotoluene	ND	ug/L	125	81.0	250		06/07/22 20:18	106-43-4	
1,2-Dibromo-3-chloropropane	ND	ug/L	250	85.0	250		06/07/22 20:18	96-12-8	
Dibromochloromethane	ND	ug/L	125	89.8	250		06/07/22 20:18	124-48-1	
1,2-Dibromoethane (EDB)	ND	ug/L	125	68.0	250		06/07/22 20:18	106-93-4	
Dibromomethane	ND	ug/L	125	98.5	250		06/07/22 20:18	74-95-3	
1,2-Dichlorobenzene	ND	ug/L	125	84.8	250		06/07/22 20:18	95-50-1	
1,3-Dichlorobenzene	ND	ug/L	125	85.0	250		06/07/22 20:18	541-73-1	
1,4-Dichlorobenzene	ND	ug/L	125	83.2	250		06/07/22 20:18	106-46-7	
Dichlorodifluoromethane	ND	ug/L	125	86.5	250		06/07/22 20:18	75-71-8	
1,1-Dichloroethane	ND	ug/L	125	91.8	250		06/07/22 20:18	75-34-3	
1,2-Dichloroethane	ND	ug/L	125	80.5	250		06/07/22 20:18	107-06-2	
1,1-Dichloroethene	ND	ug/L	125	87.0	250		06/07/22 20:18	75-35-4	
cis-1,2-Dichloroethene	ND	ug/L	125	96.0	250		06/07/22 20:18	156-59-2	
trans-1,2-Dichloroethene	ND	ug/L	125	99.0	250		06/07/22 20:18	156-60-5	
1,2-Dichloropropane	ND	ug/L	125	88.8	250		06/07/22 20:18	78-87-5	
1,3-Dichloropropane	ND	ug/L	125	71.0	250		06/07/22 20:18	142-28-9	
2,2-Dichloropropane	ND	ug/L	125	97.0	250		06/07/22 20:18	594-20-7	
1,1-Dichloropropene	ND	ug/L	125	107	250		06/07/22 20:18	563-58-6	
cis-1,3-Dichloropropene	ND	ug/L	125	91.2	250		06/07/22 20:18	10061-01-5	
trans-1,3-Dichloropropene	ND	ug/L	125	90.8	250		06/07/22 20:18	10061-02-6	
Diisopropyl ether	**2480**	ug/L	125	77.0	250		06/07/22 20:18	108-20-3	
Ethylbenzene	**2470**	ug/L	125	76.0	250		06/07/22 20:18	100-41-4	
Hexachloro-1,3-butadiene	ND	ug/L	500	382	250		06/07/22 20:18	87-68-3	
Isopropylbenzene (Cumene)	ND	ug/L	125	83.2	250		06/07/22 20:18	98-82-8	
Methylene Chloride	ND	ug/L	500	488	250		06/07/22 20:18	75-09-2	
Methyl-tert-butyl ether	**689**	ug/L	125	106	250		06/07/22 20:18	1634-04-4	
Naphthalene	**332J**	ug/L	500	161	250		06/07/22 20:18	91-20-3	
n-Propylbenzene	**216**	ug/L	125	85.0	250		06/07/22 20:18	103-65-1	
Styrene	ND	ug/L	125	73.0	250		06/07/22 20:18	100-42-5	

REPORT OF LABORATORY ANALYSIS

This report shall not be reproduced, except in full,
without the written consent of Pace Analytical Services, LLC.

Pace Analytical Services, LLC
9800 Kincey Ave. Suite 100
Huntersville, NC 28078
(704)875-9092

ANALYTICAL RESULTS

Project: 2020-L1-SR-2448-INCIDENT
Pace Project No.: 92608006

Sample: FRAC-TANK-ZONE-1-06062022 **Lab ID: 92608006001** Collected: 06/06/22 08:35 Received: 06/06/22 12:20 Matrix: Water

Parameters	Results	Units	Report Limit	MDL	DF	Prepared	Analyzed	CAS No.	Qual
6200B MSV	Analytical Method: SM 6200B Pace Analytical Services - Charlotte								
1,1,1,2-Tetrachloroethane	ND	ug/L	125	77.8	250		06/07/22 20:18	630-20-6	
1,1,2,2-Tetrachloroethane	ND	ug/L	125	56.2	250		06/07/22 20:18	79-34-5	
Tetrachloroethene	ND	ug/L	125	73.0	250		06/07/22 20:18	127-18-4	
Toluene	**37600**	ug/L	125	121	250		06/07/22 20:18	108-88-3	
1,2,3-Trichlorobenzene	ND	ug/L	500	202	250		06/07/22 20:18	87-61-6	
1,2,4-Trichlorobenzene	ND	ug/L	500	160	250		06/07/22 20:18	120-82-1	
1,1,1-Trichloroethane	ND	ug/L	125	83.0	250		06/07/22 20:18	71-55-6	
1,1,2-Trichloroethane	ND	ug/L	125	81.2	250		06/07/22 20:18	79-00-5	
Trichloroethene	ND	ug/L	125	95.8	250		06/07/22 20:18	79-01-6	
Trichlorofluoromethane	ND	ug/L	250	74.5	250		06/07/22 20:18	75-69-4	
1,2,3-Trichloropropane	ND	ug/L	125	65.2	250		06/07/22 20:18	96-18-4	
1,2,4-Trimethylbenzene	**1540**	ug/L	125	124	250		06/07/22 20:18	95-63-6	
1,3,5-Trimethylbenzene	**308**	ug/L	125	83.0	250		06/07/22 20:18	108-67-8	
Vinyl chloride	ND	ug/L	250	96.5	250		06/07/22 20:18	75-01-4	
m&p-Xylene	**9740**	ug/L	250	177	250		06/07/22 20:18	179601-23-1	
o-Xylene	**4660**	ug/L	125	84.5	250		06/07/22 20:18	95-47-6	
Surrogates									
1,2-Dichloroethane-d4 (S)	100	%	70-130		250		06/07/22 20:18	17060-07-0	
4-Bromofluorobenzene (S)	96	%	70-130		250		06/07/22 20:18	460-00-4	
Toluene-d8 (S)	98	%	70-130		250		06/07/22 20:18	2037-26-5	

REPORT OF LABORATORY ANALYSIS

This report shall not be reproduced, except in full,
without the written consent of Pace Analytical Services, LLC.

Pace Analytical Services, LLC
9800 Kincey Ave. Suite 100
Huntersville, NC 28078
(704)875-9092

ANALYTICAL RESULTS

Project: 2020-L1-SR-2448-INCIDENT
Pace Project No.: 92608006

Sample: FRAC-TANK-ZONE-2-06062022 **Lab ID: 92608006002** Collected: 06/06/22 08:50 Received: 06/06/22 12:20 Matrix: Water

Parameters	Results	Units	Report Limit	MDL	DF	Prepared	Analyzed	CAS No.	Qual
6200B MSV	Analytical Method: SM 6200B Pace Analytical Services - Charlotte								
Benzene	**9470**	ug/L	125	86.2	250		06/07/22 20:37	71-43-2	
Bromobenzene	ND	ug/L	125	72.5	250		06/07/22 20:37	108-86-1	
Bromochloromethane	ND	ug/L	125	117	250		06/07/22 20:37	74-97-5	
Bromodichloromethane	ND	ug/L	125	76.8	250		06/07/22 20:37	75-27-4	
Bromoform	ND	ug/L	125	85.2	250		06/07/22 20:37	75-25-2	
Bromomethane	ND	ug/L	1250	415	250		06/07/22 20:37	74-83-9	
n-Butylbenzene	ND	ug/L	125	122	250		06/07/22 20:37	104-51-8	
sec-Butylbenzene	ND	ug/L	125	100	250		06/07/22 20:37	135-98-8	
tert-Butylbenzene	ND	ug/L	125	80.8	250		06/07/22 20:37	98-06-6	
Carbon tetrachloride	ND	ug/L	125	83.2	250		06/07/22 20:37	56-23-5	
Chlorobenzene	ND	ug/L	125	71.0	250		06/07/22 20:37	108-90-7	
Chloroethane	ND	ug/L	250	162	250		06/07/22 20:37	75-00-3	M1
Chloroform	ND	ug/L	125	108	250		06/07/22 20:37	67-66-3	
Chloromethane	ND	ug/L	250	135	250		06/07/22 20:37	74-87-3	
2-Chlorotoluene	ND	ug/L	125	80.2	250		06/07/22 20:37	95-49-8	
4-Chlorotoluene	ND	ug/L	125	81.0	250		06/07/22 20:37	106-43-4	
1,2-Dibromo-3-chloropropane	ND	ug/L	250	85.0	250		06/07/22 20:37	96-12-8	
Dibromochloromethane	ND	ug/L	125	89.8	250		06/07/22 20:37	124-48-1	
1,2-Dibromoethane (EDB)	ND	ug/L	125	68.0	250		06/07/22 20:37	106-93-4	
Dibromomethane	ND	ug/L	125	98.5	250		06/07/22 20:37	74-95-3	
1,2-Dichlorobenzene	ND	ug/L	125	84.8	250		06/07/22 20:37	95-50-1	
1,3-Dichlorobenzene	ND	ug/L	125	85.0	250		06/07/22 20:37	541-73-1	
1,4-Dichlorobenzene	ND	ug/L	125	83.2	250		06/07/22 20:37	106-46-7	
Dichlorodifluoromethane	ND	ug/L	125	86.5	250		06/07/22 20:37	75-71-8	
1,1-Dichloroethane	ND	ug/L	125	91.8	250		06/07/22 20:37	75-34-3	
1,2-Dichloroethane	ND	ug/L	125	80.5	250		06/07/22 20:37	107-06-2	
1,1-Dichloroethene	ND	ug/L	125	87.0	250		06/07/22 20:37	75-35-4	
cis-1,2-Dichloroethene	ND	ug/L	125	96.0	250		06/07/22 20:37	156-59-2	
trans-1,2-Dichloroethene	ND	ug/L	125	99.0	250		06/07/22 20:37	156-60-5	
1,2-Dichloropropane	ND	ug/L	125	88.8	250		06/07/22 20:37	78-87-5	
1,3-Dichloropropane	ND	ug/L	125	71.0	250		06/07/22 20:37	142-28-9	
2,2-Dichloropropane	ND	ug/L	125	97.0	250		06/07/22 20:37	594-20-7	
1,1-Dichloropropene	ND	ug/L	125	107	250		06/07/22 20:37	563-58-6	
cis-1,3-Dichloropropene	ND	ug/L	125	91.2	250		06/07/22 20:37	10061-01-5	
trans-1,3-Dichloropropene	ND	ug/L	125	90.8	250		06/07/22 20:37	10061-02-6	
Diisopropyl ether	**671**	ug/L	125	77.0	250		06/07/22 20:37	108-20-3	
Ethylbenzene	**2640**	ug/L	125	76.0	250		06/07/22 20:37	100-41-4	
Hexachloro-1,3-butadiene	ND	ug/L	500	382	250		06/07/22 20:37	87-68-3	
Isopropylbenzene (Cumene)	ND	ug/L	125	83.2	250		06/07/22 20:37	98-82-8	
Methylene Chloride	ND	ug/L	500	488	250		06/07/22 20:37	75-09-2	
Methyl-tert-butyl ether	**197**	ug/L	125	106	250		06/07/22 20:37	1634-04-4	
Naphthalene	**376J**	ug/L	500	161	250		06/07/22 20:37	91-20-3	
n-Propylbenzene	**217**	ug/L	125	85.0	250		06/07/22 20:37	103-65-1	
Styrene	ND	ug/L	125	73.0	250		06/07/22 20:37	100-42-5	

REPORT OF LABORATORY ANALYSIS

This report shall not be reproduced, except in full,
without the written consent of Pace Analytical Services, LLC.

Pace Analytical Services, LLC
9800 Kincey Ave. Suite 100
Huntersville, NC 28078
(704)875-9092

ANALYTICAL RESULTS

Project: 2020-L1-SR-2448-INCIDENT
Pace Project No.: 92608006

Sample: FRAC-TANK-ZONE-2-06062022 **Lab ID: 92608006002** Collected: 06/06/22 08:50 Received: 06/06/22 12:20 Matrix: Water

Parameters	Results	Units	Report Limit	MDL	DF	Prepared	Analyzed	CAS No.	Qual
6200B MSV	Analytical Method: SM 6200B Pace Analytical Services - Charlotte								
1,1,1,2-Tetrachloroethane	ND	ug/L	125	77.8	250		06/07/22 20:37	630-20-6	
1,1,2,2-Tetrachloroethane	ND	ug/L	125	56.2	250		06/07/22 20:37	79-34-5	
Tetrachloroethene	ND	ug/L	125	73.0	250		06/07/22 20:37	127-18-4	
Toluene	**36500**	ug/L	125	121	250		06/07/22 20:37	108-88-3	
1,2,3-Trichlorobenzene	ND	ug/L	500	202	250		06/07/22 20:37	87-61-6	
1,2,4-Trichlorobenzene	ND	ug/L	500	160	250		06/07/22 20:37	120-82-1	
1,1,1-Trichloroethane	ND	ug/L	125	83.0	250		06/07/22 20:37	71-55-6	
1,1,2-Trichloroethane	ND	ug/L	125	81.2	250		06/07/22 20:37	79-00-5	
Trichloroethene	ND	ug/L	125	95.8	250		06/07/22 20:37	79-01-6	
Trichlorofluoromethane	ND	ug/L	250	74.5	250		06/07/22 20:37	75-69-4	
1,2,3-Trichloropropane	ND	ug/L	125	65.2	250		06/07/22 20:37	96-18-4	
1,2,4-Trimethylbenzene	**1740**	ug/L	125	124	250		06/07/22 20:37	95-63-6	
1,3,5-Trimethylbenzene	**381**	ug/L	125	83.0	250		06/07/22 20:37	108-67-8	
Vinyl chloride	ND	ug/L	250	96.5	250		06/07/22 20:37	75-01-4	
m&p-Xylene	**11000**	ug/L	250	177	250		06/07/22 20:37	179601-23-1	
o-Xylene	**5430**	ug/L	125	84.5	250		06/07/22 20:37	95-47-6	
Surrogates									
1,2-Dichloroethane-d4 (S)	99	%	70-130		250		06/07/22 20:37	17060-07-0	
4-Bromofluorobenzene (S)	96	%	70-130		250		06/07/22 20:37	460-00-4	
Toluene-d8 (S)	98	%	70-130		250		06/07/22 20:37	2037-26-5	

REPORT OF LABORATORY ANALYSIS

This report shall not be reproduced, except in full,
without the written consent of Pace Analytical Services, LLC.

Pace Analytical Services, LLC
9800 Kincey Ave. Suite 100
Huntersville, NC 28078
(704)875-9092

ANALYTICAL RESULTS

Project: 2020-L1-SR-2448-INCIDENT
Pace Project No.: 92608006

Sample: FRAC-TANK-ZONE-3-06062022 **Lab ID: 92608006003** Collected: 06/06/22 08:10 Received: 06/06/22 12:20 Matrix: Water

Parameters	Results	Units	Report Limit	MDL	DF	Prepared	Analyzed	CAS No.	Qual
6200B MSV	Analytical Method: SM 6200B Pace Analytical Services - Charlotte								
Benzene	**14300**	ug/L	125	86.2	250		06/08/22 04:53	71-43-2	
Bromobenzene	ND	ug/L	125	72.5	250		06/08/22 04:53	108-86-1	
Bromochloromethane	ND	ug/L	125	117	250		06/08/22 04:53	74-97-5	
Bromodichloromethane	ND	ug/L	125	76.8	250		06/08/22 04:53	75-27-4	
Bromoform	ND	ug/L	125	85.2	250		06/08/22 04:53	75-25-2	
Bromomethane	ND	ug/L	1250	415	250		06/08/22 04:53	74-83-9	
n-Butylbenzene	ND	ug/L	125	122	250		06/08/22 04:53	104-51-8	
sec-Butylbenzene	ND	ug/L	125	100	250		06/08/22 04:53	135-98-8	
tert-Butylbenzene	ND	ug/L	125	80.8	250		06/08/22 04:53	98-06-6	
Carbon tetrachloride	ND	ug/L	125	83.2	250		06/08/22 04:53	56-23-5	
Chlorobenzene	ND	ug/L	125	71.0	250		06/08/22 04:53	108-90-7	
Chloroethane	ND	ug/L	250	162	250		06/08/22 04:53	75-00-3	
Chloroform	ND	ug/L	125	108	250		06/08/22 04:53	67-66-3	
Chloromethane	ND	ug/L	250	135	250		06/08/22 04:53	74-87-3	
2-Chlorotoluene	ND	ug/L	125	80.2	250		06/08/22 04:53	95-49-8	
4-Chlorotoluene	ND	ug/L	125	81.0	250		06/08/22 04:53	106-43-4	
1,2-Dibromo-3-chloropropane	ND	ug/L	250	85.0	250		06/08/22 04:53	96-12-8	
Dibromochloromethane	ND	ug/L	125	89.8	250		06/08/22 04:53	124-48-1	
1,2-Dibromoethane (EDB)	ND	ug/L	125	68.0	250		06/08/22 04:53	106-93-4	
Dibromomethane	ND	ug/L	125	98.5	250		06/08/22 04:53	74-95-3	
1,2-Dichlorobenzene	ND	ug/L	125	84.8	250		06/08/22 04:53	95-50-1	
1,3-Dichlorobenzene	ND	ug/L	125	85.0	250		06/08/22 04:53	541-73-1	
1,4-Dichlorobenzene	ND	ug/L	125	83.2	250		06/08/22 04:53	106-46-7	
Dichlorodifluoromethane	ND	ug/L	125	86.5	250		06/08/22 04:53	75-71-8	
1,1-Dichloroethane	ND	ug/L	125	91.8	250		06/08/22 04:53	75-34-3	
1,2-Dichloroethane	ND	ug/L	125	80.5	250		06/08/22 04:53	107-06-2	
1,1-Dichloroethene	ND	ug/L	125	87.0	250		06/08/22 04:53	75-35-4	
cis-1,2-Dichloroethene	ND	ug/L	125	96.0	250		06/08/22 04:53	156-59-2	
trans-1,2-Dichloroethene	ND	ug/L	125	99.0	250		06/08/22 04:53	156-60-5	
1,2-Dichloropropane	ND	ug/L	125	88.8	250		06/08/22 04:53	78-87-5	
1,3-Dichloropropane	ND	ug/L	125	71.0	250		06/08/22 04:53	142-28-9	
2,2-Dichloropropane	ND	ug/L	125	97.0	250		06/08/22 04:53	594-20-7	
1,1-Dichloropropene	ND	ug/L	125	107	250		06/08/22 04:53	563-58-6	
cis-1,3-Dichloropropene	ND	ug/L	125	91.2	250		06/08/22 04:53	10061-01-5	
trans-1,3-Dichloropropene	ND	ug/L	125	90.8	250		06/08/22 04:53	10061-02-6	
Diisopropyl ether	**2310**	ug/L	125	77.0	250		06/08/22 04:53	108-20-3	
Ethylbenzene	**2060**	ug/L	125	76.0	250		06/08/22 04:53	100-41-4	
Hexachloro-1,3-butadiene	ND	ug/L	500	382	250		06/08/22 04:53	87-68-3	
Isopropylbenzene (Cumene)	ND	ug/L	125	83.2	250		06/08/22 04:53	98-82-8	
Methylene Chloride	**6980**	ug/L	500	488	250		06/08/22 04:53	75-09-2	C9
Methyl-tert-butyl ether	**917**	ug/L	125	106	250		06/08/22 04:53	1634-04-4	
Naphthalene	**353J**	ug/L	500	161	250		06/08/22 04:53	91-20-3	
n-Propylbenzene	**170**	ug/L	125	85.0	250		06/08/22 04:53	103-65-1	
Styrene	ND	ug/L	125	73.0	250		06/08/22 04:53	100-42-5	

REPORT OF LABORATORY ANALYSIS

This report shall not be reproduced, except in full,
without the written consent of Pace Analytical Services, LLC.

Pace Analytical Services, LLC
9800 Kincey Ave. Suite 100
Huntersville, NC 28078
(704)875-9092

ANALYTICAL RESULTS

Project: 2020-L1-SR-2448-INCIDENT
Pace Project No.: 92608006

Sample: FRAC-TANK-ZONE-3-06062022 **Lab ID: 92608006003** Collected: 06/06/22 08:10 Received: 06/06/22 12:20 Matrix: Water

Parameters	Results	Units	Report Limit	MDL	DF	Prepared	Analyzed	CAS No.	Qual
6200B MSV	Analytical Method: SM 6200B Pace Analytical Services - Charlotte								
1,1,1,2-Tetrachloroethane	ND	ug/L	125	77.8	250		06/08/22 04:53	630-20-6	
1,1,2,2-Tetrachloroethane	ND	ug/L	125	56.2	250		06/08/22 04:53	79-34-5	
Tetrachloroethene	ND	ug/L	125	73.0	250		06/08/22 04:53	127-18-4	
Toluene	**32000**	ug/L	125	121	250		06/08/22 04:53	108-88-3	
1,2,3-Trichlorobenzene	ND	ug/L	500	202	250		06/08/22 04:53	87-61-6	
1,2,4-Trichlorobenzene	ND	ug/L	500	160	250		06/08/22 04:53	120-82-1	
1,1,1-Trichloroethane	ND	ug/L	125	83.0	250		06/08/22 04:53	71-55-6	
1,1,2-Trichloroethane	ND	ug/L	125	81.2	250		06/08/22 04:53	79-00-5	
Trichloroethene	ND	ug/L	125	95.8	250		06/08/22 04:53	79-01-6	
Trichlorofluoromethane	ND	ug/L	250	74.5	250		06/08/22 04:53	75-69-4	
1,2,3-Trichloropropane	ND	ug/L	125	65.2	250		06/08/22 04:53	96-18-4	
1,2,4-Trimethylbenzene	**1180**	ug/L	125	124	250		06/08/22 04:53	95-63-6	
1,3,5-Trimethylbenzene	**276**	ug/L	125	83.0	250		06/08/22 04:53	108-67-8	
Vinyl chloride	ND	ug/L	250	96.5	250		06/08/22 04:53	75-01-4	
m&p-Xylene	**8020**	ug/L	250	177	250		06/08/22 04:53	179601-23-1	
o-Xylene	**3850**	ug/L	125	84.5	250		06/08/22 04:53	95-47-6	
Surrogates									
1,2-Dichloroethane-d4 (S)	100	%	70-130		250		06/08/22 04:53	17060-07-0	
4-Bromofluorobenzene (S)	95	%	70-130		250		06/08/22 04:53	460-00-4	
Toluene-d8 (S)	99	%	70-130		250		06/08/22 04:53	2037-26-5	

REPORT OF LABORATORY ANALYSIS

This report shall not be reproduced, except in full,
without the written consent of Pace Analytical Services, LLC.

Pace Analytical Services, LLC
9800 Kincey Ave. Suite 100
Huntersville, NC 28078
(704)875-9092

ANALYTICAL RESULTS

Project: 2020-L1-SR-2448-INCIDENT
Pace Project No.: 92608006

Sample: TRIP BLANK **Lab ID: 92608006004** Collected: 06/06/22 00:00 Received: 06/06/22 12:20 Matrix: Water

Parameters	Results	Units	Report Limit	MDL	DF	Prepared	Analyzed	CAS No.	Qual
6200B MSV	Analytical Method: SM 6200B Pace Analytical Services - Charlotte								
Benzene	ND	ug/L	0.50	0.34	1		06/07/22 15:24	71-43-2	
Bromobenzene	ND	ug/L	0.50	0.29	1		06/07/22 15:24	108-86-1	
Bromochloromethane	ND	ug/L	0.50	0.47	1		06/07/22 15:24	74-97-5	
Bromodichloromethane	ND	ug/L	0.50	0.31	1		06/07/22 15:24	75-27-4	
Bromoform	ND	ug/L	0.50	0.34	1		06/07/22 15:24	75-25-2	
Bromomethane	ND	ug/L	5.0	1.7	1		06/07/22 15:24	74-83-9	
n-Butylbenzene	ND	ug/L	0.50	0.49	1		06/07/22 15:24	104-51-8	
sec-Butylbenzene	ND	ug/L	0.50	0.40	1		06/07/22 15:24	135-98-8	
tert-Butylbenzene	ND	ug/L	0.50	0.32	1		06/07/22 15:24	98-06-6	
Carbon tetrachloride	ND	ug/L	0.50	0.33	1		06/07/22 15:24	56-23-5	
Chlorobenzene	ND	ug/L	0.50	0.28	1		06/07/22 15:24	108-90-7	
Chloroethane	ND	ug/L	1.0	0.65	1		06/07/22 15:24	75-00-3	
Chloroform	ND	ug/L	0.50	0.43	1		06/07/22 15:24	67-66-3	
Chloromethane	ND	ug/L	1.0	0.54	1		06/07/22 15:24	74-87-3	
2-Chlorotoluene	ND	ug/L	0.50	0.32	1		06/07/22 15:24	95-49-8	
4-Chlorotoluene	ND	ug/L	0.50	0.32	1		06/07/22 15:24	106-43-4	
1,2-Dibromo-3-chloropropane	ND	ug/L	1.0	0.34	1		06/07/22 15:24	96-12-8	
Dibromochloromethane	ND	ug/L	0.50	0.36	1		06/07/22 15:24	124-48-1	
1,2-Dibromoethane (EDB)	ND	ug/L	0.50	0.27	1		06/07/22 15:24	106-93-4	
Dibromomethane	ND	ug/L	0.50	0.39	1		06/07/22 15:24	74-95-3	
1,2-Dichlorobenzene	ND	ug/L	0.50	0.34	1		06/07/22 15:24	95-50-1	
1,3-Dichlorobenzene	ND	ug/L	0.50	0.34	1		06/07/22 15:24	541-73-1	
1,4-Dichlorobenzene	ND	ug/L	0.50	0.33	1		06/07/22 15:24	106-46-7	
Dichlorodifluoromethane	ND	ug/L	0.50	0.35	1		06/07/22 15:24	75-71-8	
1,1-Dichloroethane	ND	ug/L	0.50	0.37	1		06/07/22 15:24	75-34-3	
1,2-Dichloroethane	ND	ug/L	0.50	0.32	1		06/07/22 15:24	107-06-2	
1,1-Dichloroethene	ND	ug/L	0.50	0.35	1		06/07/22 15:24	75-35-4	
cis-1,2-Dichloroethene	ND	ug/L	0.50	0.38	1		06/07/22 15:24	156-59-2	
trans-1,2-Dichloroethene	ND	ug/L	0.50	0.40	1		06/07/22 15:24	156-60-5	
1,2-Dichloropropane	ND	ug/L	0.50	0.36	1		06/07/22 15:24	78-87-5	
1,3-Dichloropropane	ND	ug/L	0.50	0.28	1		06/07/22 15:24	142-28-9	
2,2-Dichloropropane	ND	ug/L	0.50	0.39	1		06/07/22 15:24	594-20-7	
1,1-Dichloropropene	ND	ug/L	0.50	0.43	1		06/07/22 15:24	563-58-6	
cis-1,3-Dichloropropene	ND	ug/L	0.50	0.36	1		06/07/22 15:24	10061-01-5	
trans-1,3-Dichloropropene	ND	ug/L	0.50	0.36	1		06/07/22 15:24	10061-02-6	
Diisopropyl ether	ND	ug/L	0.50	0.31	1		06/07/22 15:24	108-20-3	
Ethylbenzene	ND	ug/L	0.50	0.30	1		06/07/22 15:24	100-41-4	
Hexachloro-1,3-butadiene	ND	ug/L	2.0	1.5	1		06/07/22 15:24	87-68-3	
Isopropylbenzene (Cumene)	ND	ug/L	0.50	0.33	1		06/07/22 15:24	98-82-8	
Methylene Chloride	ND	ug/L	2.0	2.0	1		06/07/22 15:24	75-09-2	
Methyl-tert-butyl ether	ND	ug/L	0.50	0.42	1		06/07/22 15:24	1634-04-4	
Naphthalene	ND	ug/L	2.0	0.64	1		06/07/22 15:24	91-20-3	
n-Propylbenzene	ND	ug/L	0.50	0.34	1		06/07/22 15:24	103-65-1	
Styrene	ND	ug/L	0.50	0.29	1		06/07/22 15:24	100-42-5	
1,1,1,2-Tetrachloroethane	ND	ug/L	0.50	0.31	1		06/07/22 15:24	630-20-6	

REPORT OF LABORATORY ANALYSIS

This report shall not be reproduced, except in full,
without the written consent of Pace Analytical Services, LLC.

Pace Analytical Services, LLC
9800 Kincey Ave. Suite 100
Huntersville, NC 28078
(704)875-9092

ANALYTICAL RESULTS

Project: 2020-L1-SR-2448-INCIDENT
Pace Project No.: 92608006

Sample: TRIP BLANK **Lab ID: 92608006004** Collected: 06/06/22 00:00 Received: 06/06/22 12:20 Matrix: Water

Parameters	Results	Units	Report Limit	MDL	DF	Prepared	Analyzed	CAS No.	Qual
6200B MSV	Analytical Method: SM 6200B Pace Analytical Services - Charlotte								
1,1,2,2-Tetrachloroethane	ND	ug/L	0.50	0.22	1		06/07/22 15:24	79-34-5	
Tetrachloroethene	ND	ug/L	0.50	0.29	1		06/07/22 15:24	127-18-4	
Toluene	ND	ug/L	0.50	0.48	1		06/07/22 15:24	108-88-3	
1,2,3-Trichlorobenzene	ND	ug/L	2.0	0.81	1		06/07/22 15:24	87-61-6	
1,2,4-Trichlorobenzene	ND	ug/L	2.0	0.64	1		06/07/22 15:24	120-82-1	
1,1,1-Trichloroethane	ND	ug/L	0.50	0.33	1		06/07/22 15:24	71-55-6	
1,1,2-Trichloroethane	ND	ug/L	0.50	0.32	1		06/07/22 15:24	79-00-5	
Trichloroethene	ND	ug/L	0.50	0.38	1		06/07/22 15:24	79-01-6	
Trichlorofluoromethane	ND	ug/L	1.0	0.30	1		06/07/22 15:24	75-69-4	
1,2,3-Trichloropropane	ND	ug/L	0.50	0.26	1		06/07/22 15:24	96-18-4	
1,2,4-Trimethylbenzene	ND	ug/L	0.50	0.50	1		06/07/22 15:24	95-63-6	
1,3,5-Trimethylbenzene	ND	ug/L	0.50	0.33	1		06/07/22 15:24	108-67-8	
Vinyl chloride	ND	ug/L	1.0	0.39	1		06/07/22 15:24	75-01-4	
m&p-Xylene	ND	ug/L	1.0	0.71	1		06/07/22 15:24	179601-23-1	
o-Xylene	ND	ug/L	0.50	0.34	1		06/07/22 15:24	95-47-6	
Surrogates									
1,2-Dichloroethane-d4 (S)	103	%	70-130		1		06/07/22 15:24	17060-07-0	
4-Bromofluorobenzene (S)	93	%	70-130		1		06/07/22 15:24	460-00-4	
Toluene-d8 (S)	99	%	70-130		1		06/07/22 15:24	2037-26-5	

REPORT OF LABORATORY ANALYSIS

This report shall not be reproduced, except in full,
without the written consent of Pace Analytical Services, LLC.

Pace Analytical Services, LLC
9800 Kincey Ave. Suite 100
Huntersville, NC 28078
(704)875-9092

ANALYTICAL RESULTS

Project: 2020-L1-SR-2448-INCIDENT
Pace Project No.: 92608006

Sample: DUP-01-06062022 **Lab ID: 92608006005** Collected: 06/06/22 00:00 Received: 06/06/22 12:20 Matrix: Water

Parameters	Results	Units	Report Limit	MDL	DF	Prepared	Analyzed	CAS No.	Qual
6200B MSV	Analytical Method: SM 6200B Pace Analytical Services - Charlotte								
Benzene	**7380**	ug/L	125	86.2	250		06/09/22 11:28	71-43-2	
Bromobenzene	ND	ug/L	125	72.5	250		06/09/22 11:28	108-86-1	
Bromochloromethane	ND	ug/L	125	117	250		06/09/22 11:28	74-97-5	
Bromodichloromethane	ND	ug/L	125	76.8	250		06/09/22 11:28	75-27-4	
Bromoform	ND	ug/L	125	85.2	250		06/09/22 11:28	75-25-2	
Bromomethane	ND	ug/L	1250	415	250		06/09/22 11:28	74-83-9	M1
n-Butylbenzene	**179**	ug/L	125	122	250		06/09/22 11:28	104-51-8	
sec-Butylbenzene	ND	ug/L	125	100	250		06/09/22 11:28	135-98-8	
tert-Butylbenzene	ND	ug/L	125	80.8	250		06/09/22 11:28	98-06-6	
Carbon tetrachloride	ND	ug/L	125	83.2	250		06/09/22 11:28	56-23-5	
Chlorobenzene	ND	ug/L	125	71.0	250		06/09/22 11:28	108-90-7	
Chloroethane	ND	ug/L	250	162	250		06/09/22 11:28	75-00-3	L1,M0
Chloroform	ND	ug/L	125	108	250		06/09/22 11:28	67-66-3	
Chloromethane	ND	ug/L	250	135	250		06/09/22 11:28	74-87-3	
2-Chlorotoluene	ND	ug/L	125	80.2	250		06/09/22 11:28	95-49-8	
4-Chlorotoluene	ND	ug/L	125	81.0	250		06/09/22 11:28	106-43-4	
1,2-Dibromo-3-chloropropane	ND	ug/L	250	85.0	250		06/09/22 11:28	96-12-8	
Dibromochloromethane	ND	ug/L	125	89.8	250		06/09/22 11:28	124-48-1	
1,2-Dibromoethane (EDB)	ND	ug/L	125	68.0	250		06/09/22 11:28	106-93-4	
Dibromomethane	ND	ug/L	125	98.5	250		06/09/22 11:28	74-95-3	
1,2-Dichlorobenzene	ND	ug/L	125	84.8	250		06/09/22 11:28	95-50-1	
1,3-Dichlorobenzene	ND	ug/L	125	85.0	250		06/09/22 11:28	541-73-1	
1,4-Dichlorobenzene	ND	ug/L	125	83.2	250		06/09/22 11:28	106-46-7	
Dichlorodifluoromethane	ND	ug/L	125	86.5	250		06/09/22 11:28	75-71-8	M1
1,1-Dichloroethane	ND	ug/L	125	91.8	250		06/09/22 11:28	75-34-3	
1,2-Dichloroethane	ND	ug/L	125	80.5	250		06/09/22 11:28	107-06-2	
1,1-Dichloroethene	ND	ug/L	125	87.0	250		06/09/22 11:28	75-35-4	
cis-1,2-Dichloroethene	ND	ug/L	125	96.0	250		06/09/22 11:28	156-59-2	
trans-1,2-Dichloroethene	ND	ug/L	125	99.0	250		06/09/22 11:28	156-60-5	
1,2-Dichloropropane	ND	ug/L	125	88.8	250		06/09/22 11:28	78-87-5	
1,3-Dichloropropane	ND	ug/L	125	71.0	250		06/09/22 11:28	142-28-9	
2,2-Dichloropropane	ND	ug/L	125	97.0	250		06/09/22 11:28	594-20-7	
1,1-Dichloropropene	ND	ug/L	125	107	250		06/09/22 11:28	563-58-6	
cis-1,3-Dichloropropene	ND	ug/L	125	91.2	250		06/09/22 11:28	10061-01-5	
trans-1,3-Dichloropropene	ND	ug/L	125	90.8	250		06/09/22 11:28	10061-02-6	
Diisopropyl ether	**580**	ug/L	125	77.0	250		06/09/22 11:28	108-20-3	
Ethylbenzene	**3220**	ug/L	125	76.0	250		06/09/22 11:28	100-41-4	
Hexachloro-1,3-butadiene	ND	ug/L	500	382	250		06/09/22 11:28	87-68-3	
Isopropylbenzene (Cumene)	**203**	ug/L	125	83.2	250		06/09/22 11:28	98-82-8	
Methylene Chloride	ND	ug/L	500	488	250		06/09/22 11:28	75-09-2	
Methyl-tert-butyl ether	ND	ug/L	125	106	250		06/09/22 11:28	1634-04-4	
Naphthalene	**738**	ug/L	500	161	250		06/09/22 11:28	91-20-3	
n-Propylbenzene	**622**	ug/L	125	85.0	250		06/09/22 11:28	103-65-1	
Styrene	ND	ug/L	125	73.0	250		06/09/22 11:28	100-42-5	
1,1,1,2-Tetrachloroethane	ND	ug/L	125	77.8	250		06/09/22 11:28	630-20-6	

REPORT OF LABORATORY ANALYSIS

This report shall not be reproduced, except in full,
without the written consent of Pace Analytical Services, LLC.

Pace Analytical Services, LLC
9800 Kincey Ave. Suite 100
Huntersville, NC 28078
(704)875-9092

ANALYTICAL RESULTS

Project: 2020-L1-SR-2448-INCIDENT
Pace Project No.: 92608006

Sample: DUP-01-06062022 **Lab ID: 92608006005** Collected: 06/06/22 00:00 Received: 06/06/22 12:20 Matrix: Water

Parameters	Results	Units	Report Limit	MDL	DF	Prepared	Analyzed	CAS No.	Qual
6200B MSV	Analytical Method: SM 6200B Pace Analytical Services - Charlotte								
1,1,2,2-Tetrachloroethane	ND	ug/L	125	56.2	250		06/09/22 11:28	79-34-5	
Tetrachloroethene	ND	ug/L	125	73.0	250		06/09/22 11:28	127-18-4	
Toluene	**33100**	ug/L	125	121	250		06/09/22 11:28	108-88-3	M1
1,2,3-Trichlorobenzene	ND	ug/L	500	202	250		06/09/22 11:28	87-61-6	
1,2,4-Trichlorobenzene	ND	ug/L	500	160	250		06/09/22 11:28	120-82-1	
1,1,1-Trichloroethane	ND	ug/L	125	83.0	250		06/09/22 11:28	71-55-6	
1,1,2-Trichloroethane	ND	ug/L	125	81.2	250		06/09/22 11:28	79-00-5	
Trichloroethene	ND	ug/L	125	95.8	250		06/09/22 11:28	79-01-6	
Trichlorofluoromethane	ND	ug/L	250	74.5	250		06/09/22 11:28	75-69-4	M1
1,2,3-Trichloropropane	ND	ug/L	125	65.2	250		06/09/22 11:28	96-18-4	
1,2,4-Trimethylbenzene	**4500**	ug/L	125	124	250		06/09/22 11:28	95-63-6	
1,3,5-Trimethylbenzene	**1180**	ug/L	125	83.0	250		06/09/22 11:28	108-67-8	
Vinyl chloride	ND	ug/L	250	96.5	250		06/09/22 11:28	75-01-4	
m&p-Xylene	**13400**	ug/L	250	177	250		06/09/22 11:28	179601-23-1	
o-Xylene	**6960**	ug/L	125	84.5	250		06/09/22 11:28	95-47-6	
Surrogates									
1,2-Dichloroethane-d4 (S)	92	%	70-130		250		06/09/22 11:28	17060-07-0	
4-Bromofluorobenzene (S)	115	%	70-130		250		06/09/22 11:28	460-00-4	
Toluene-d8 (S)	100	%	70-130		250		06/09/22 11:28	2037-26-5	

REPORT OF LABORATORY ANALYSIS

This report shall not be reproduced, except in full,
without the written consent of Pace Analytical Services, LLC.

Pace Analytical Services, LLC
9800 Kincey Ave. Suite 100
Huntersville, NC 28078
(704)875-9092

QUALITY CONTROL DATA

Project: 2020-L1-SR-2448-INCIDENT
Pace Project No.: 92608006

QC Batch: 702685
QC Batch Method: SM 6200B
Analysis Method: SM 6200B
Analysis Description: 6200B MSV
Laboratory: Pace Analytical Services - Charlotte
Associated Lab Samples: 92608006001, 92608006002, 92608006004

METHOD BLANK: 3666930 Matrix: Water
Associated Lab Samples: 92608006001, 92608006002, 92608006004

Parameter	Units	Blank Result	Reporting Limit	MDL	Analyzed	Qualifiers
1,1,1,2-Tetrachloroethane	ug/L	ND	0.50	0.31	06/07/22 15:05	
1,1,1-Trichloroethane	ug/L	ND	0.50	0.33	06/07/22 15:05	
1,1,2,2-Tetrachloroethane	ug/L	ND	0.50	0.22	06/07/22 15:05	
1,1,2-Trichloroethane	ug/L	ND	0.50	0.32	06/07/22 15:05	
1,1-Dichloroethane	ug/L	ND	0.50	0.37	06/07/22 15:05	
1,1-Dichloroethene	ug/L	ND	0.50	0.35	06/07/22 15:05	
1,1-Dichloropropene	ug/L	ND	0.50	0.43	06/07/22 15:05	
1,2,3-Trichlorobenzene	ug/L	ND	2.0	0.81	06/07/22 15:05	
1,2,3-Trichloropropane	ug/L	ND	0.50	0.26	06/07/22 15:05	
1,2,4-Trichlorobenzene	ug/L	ND	2.0	0.64	06/07/22 15:05	
1,2,4-Trimethylbenzene	ug/L	ND	0.50	0.50	06/07/22 15:05	
1,2-Dibromo-3-chloropropane	ug/L	ND	1.0	0.34	06/07/22 15:05	
1,2-Dibromoethane (EDB)	ug/L	ND	0.50	0.27	06/07/22 15:05	
1,2-Dichlorobenzene	ug/L	ND	0.50	0.34	06/07/22 15:05	
1,2-Dichloroethane	ug/L	ND	0.50	0.32	06/07/22 15:05	
1,2-Dichloropropane	ug/L	ND	0.50	0.36	06/07/22 15:05	
1,3,5-Trimethylbenzene	ug/L	ND	0.50	0.33	06/07/22 15:05	
1,3-Dichlorobenzene	ug/L	ND	0.50	0.34	06/07/22 15:05	
1,3-Dichloropropane	ug/L	ND	0.50	0.28	06/07/22 15:05	
1,4-Dichlorobenzene	ug/L	ND	0.50	0.33	06/07/22 15:05	
2,2-Dichloropropane	ug/L	ND	0.50	0.39	06/07/22 15:05	
2-Chlorotoluene	ug/L	ND	0.50	0.32	06/07/22 15:05	
4-Chlorotoluene	ug/L	ND	0.50	0.32	06/07/22 15:05	
Benzene	ug/L	ND	0.50	0.34	06/07/22 15:05	
Bromobenzene	ug/L	ND	0.50	0.29	06/07/22 15:05	
Bromochloromethane	ug/L	ND	0.50	0.47	06/07/22 15:05	
Bromodichloromethane	ug/L	ND	0.50	0.31	06/07/22 15:05	
Bromoform	ug/L	ND	0.50	0.34	06/07/22 15:05	
Bromomethane	ug/L	ND	5.0	1.7	06/07/22 15:05	
Carbon tetrachloride	ug/L	ND	0.50	0.33	06/07/22 15:05	
Chlorobenzene	ug/L	ND	0.50	0.28	06/07/22 15:05	
Chloroethane	ug/L	ND	1.0	0.65	06/07/22 15:05	
Chloroform	ug/L	ND	0.50	0.43	06/07/22 15:05	
Chloromethane	ug/L	ND	1.0	0.54	06/07/22 15:05	
cis-1,2-Dichloroethene	ug/L	ND	0.50	0.38	06/07/22 15:05	
cis-1,3-Dichloropropene	ug/L	ND	0.50	0.36	06/07/22 15:05	
Dibromochloromethane	ug/L	ND	0.50	0.36	06/07/22 15:05	
Dibromomethane	ug/L	ND	0.50	0.39	06/07/22 15:05	
Dichlorodifluoromethane	ug/L	ND	0.50	0.35	06/07/22 15:05	
Diisopropyl ether	ug/L	ND	0.50	0.31	06/07/22 15:05	

Results presented on this page are in the units indicated by the "Units" column except where an alternate unit is presented to the right of the result.

REPORT OF LABORATORY ANALYSIS

This report shall not be reproduced, except in full,
without the written consent of Pace Analytical Services, LLC.

Pace Analytical Services, LLC
9800 Kincey Ave. Suite 100
Huntersville, NC 28078
(704)875-9092

QUALITY CONTROL DATA

Project: 2020-L1-SR-2448-INCIDENT
Pace Project No.: 92608006

METHOD BLANK: 3666930 Matrix: Water
Associated Lab Samples: 92608006001, 92608006002, 92608006004

Parameter	Units	Blank Result	Reporting Limit	MDL	Analyzed	Qualifiers
Ethylbenzene	ug/L	ND	0.50	0.30	06/07/22 15:05	
Hexachloro-1,3-butadiene	ug/L	ND	2.0	1.5	06/07/22 15:05	
Isopropylbenzene (Cumene)	ug/L	ND	0.50	0.33	06/07/22 15:05	
m&p-Xylene	ug/L	ND	1.0	0.71	06/07/22 15:05	
Methyl-tert-butyl ether	ug/L	ND	0.50	0.42	06/07/22 15:05	
Methylene Chloride	ug/L	ND	2.0	2.0	06/07/22 15:05	
n-Butylbenzene	ug/L	ND	0.50	0.49	06/07/22 15:05	
n-Propylbenzene	ug/L	ND	0.50	0.34	06/07/22 15:05	
Naphthalene	ug/L	ND	2.0	0.64	06/07/22 15:05	
o-Xylene	ug/L	ND	0.50	0.34	06/07/22 15:05	
sec-Butylbenzene	ug/L	ND	0.50	0.40	06/07/22 15:05	
Styrene	ug/L	ND	0.50	0.29	06/07/22 15:05	
tert-Butylbenzene	ug/L	ND	0.50	0.32	06/07/22 15:05	
Tetrachloroethene	ug/L	ND	0.50	0.29	06/07/22 15:05	
Toluene	ug/L	ND	0.50	0.48	06/07/22 15:05	
trans-1,2-Dichloroethene	ug/L	ND	0.50	0.40	06/07/22 15:05	
trans-1,3-Dichloropropene	ug/L	ND	0.50	0.36	06/07/22 15:05	
Trichloroethene	ug/L	ND	0.50	0.38	06/07/22 15:05	
Trichlorofluoromethane	ug/L	ND	1.0	0.30	06/07/22 15:05	
Vinyl chloride	ug/L	ND	1.0	0.39	06/07/22 15:05	
1,2-Dichloroethane-d4 (S)	%	102	70-130		06/07/22 15:05	
4-Bromofluorobenzene (S)	%	95	70-130		06/07/22 15:05	
Toluene-d8 (S)	%	99	70-130		06/07/22 15:05	

LABORATORY CONTROL SAMPLE: 3666931

Parameter	Units	Spike Conc.	LCS Result	LCS % Rec	% Rec Limits	Qualifiers
1,1,1,2-Tetrachloroethane	ug/L	50	55.0	110	60-140	
1,1,1-Trichloroethane	ug/L	50	57.7	115	60-140	
1,1,2,2-Tetrachloroethane	ug/L	50	58.3	117	60-140	
1,1,2-Trichloroethane	ug/L	50	58.7	117	60-140	
1,1-Dichloroethane	ug/L	50	60.5	121	60-140	
1,1-Dichloroethene	ug/L	50	64.5	129	60-140	
1,1-Dichloropropene	ug/L	50	61.0	122	60-140	
1,2,3-Trichlorobenzene	ug/L	50	47.3	95	60-140	
1,2,3-Trichloropropane	ug/L	50	57.0	114	60-140	
1,2,4-Trichlorobenzene	ug/L	50	48.2	96	60-140	
1,2,4-Trimethylbenzene	ug/L	50	53.0	106	60-140	
1,2-Dibromo-3-chloropropane	ug/L	50	54.5	109	60-140	
1,2-Dibromoethane (EDB)	ug/L	50	58.4	117	60-140	
1,2-Dichlorobenzene	ug/L	50	55.7	111	60-140	
1,2-Dichloroethane	ug/L	50	56.6	113	60-140	
1,2-Dichloropropane	ug/L	50	60.2	120	60-140	
1,3,5-Trimethylbenzene	ug/L	50	55.0	110	60-140	

Results presented on this page are in the units indicated by the "Units" column except where an alternate unit is presented to the right of the result.

REPORT OF LABORATORY ANALYSIS

This report shall not be reproduced, except in full,
without the written consent of Pace Analytical Services, LLC.

Pace Analytical Services, LLC
9800 Kincey Ave. Suite 100
Huntersville, NC 28078
(704)875-9092

QUALITY CONTROL DATA

Project: 2020-L1-SR-2448-INCIDENT
Pace Project No.: 92608006

LABORATORY CONTROL SAMPLE: 3666931

Parameter	Units	Spike Conc.	LCS Result	LCS % Rec	% Rec Limits	Qualifiers
1,3-Dichlorobenzene	ug/L	50	55.4	111	60-140	
1,3-Dichloropropane	ug/L	50	58.5	117	60-140	
1,4-Dichlorobenzene	ug/L	50	54.6	109	60-140	
2,2-Dichloropropane	ug/L	50	53.5	107	60-140	
2-Chlorotoluene	ug/L	50	56.2	112	60-140	
4-Chlorotoluene	ug/L	50	56.6	113	60-140	
Benzene	ug/L	50	55.3	111	60-140	
Bromobenzene	ug/L	50	57.4	115	60-140	
Bromochloromethane	ug/L	50	63.2	126	60-140	
Bromodichloromethane	ug/L	50	57.5	115	60-140	
Bromoform	ug/L	50	53.2	106	60-140	
Bromomethane	ug/L	50	48.1	96	60-140	
Carbon tetrachloride	ug/L	50	51.4	103	60-140	
Chlorobenzene	ug/L	50	56.8	114	60-140	
Chloroethane	ug/L	50	49.5	99	60-140	
Chloroform	ug/L	50	62.8	126	60-140	
Chloromethane	ug/L	50	62.5	125	60-140	
cis-1,2-Dichloroethene	ug/L	50	60.4	121	60-140	
cis-1,3-Dichloropropene	ug/L	50	59.6	119	60-140	
Dibromochloromethane	ug/L	50	55.7	111	60-140	
Dibromomethane	ug/L	50	55.8	112	60-140	
Dichlorodifluoromethane	ug/L	50	63.6	127	60-140	
Diisopropyl ether	ug/L	50	59.5	119	60-140	
Ethylbenzene	ug/L	50	55.4	111	60-140	
Hexachloro-1,3-butadiene	ug/L	50	40.7	81	60-140	
Isopropylbenzene (Cumene)	ug/L	50	51.5	103	60-140	
m&p-Xylene	ug/L	100	111	111	60-140	
Methyl-tert-butyl ether	ug/L	50	57.0	114	60-140	
Methylene Chloride	ug/L	50	56.8	114	60-140	
n-Butylbenzene	ug/L	50	50.7	101	60-140	
n-Propylbenzene	ug/L	50	55.2	110	60-140	
Naphthalene	ug/L	50	56.2	112	60-140	
o-Xylene	ug/L	50	55.5	111	60-140	
sec-Butylbenzene	ug/L	50	52.5	105	60-140	
Styrene	ug/L	50	59.7	119	60-140	
tert-Butylbenzene	ug/L	50	43.7	87	60-140	
Tetrachloroethene	ug/L	50	51.1	102	60-140	
Toluene	ug/L	50	56.5	113	60-140	
trans-1,2-Dichloroethene	ug/L	50	62.0	124	60-140	
trans-1,3-Dichloropropene	ug/L	50	58.7	117	60-140	
Trichloroethene	ug/L	50	56.9	114	60-140	
Trichlorofluoromethane	ug/L	50	50.6	101	60-140	
Vinyl chloride	ug/L	50	64.6	129	60-140	
1,2-Dichloroethane-d4 (S)	%			104	70-130	
4-Bromofluorobenzene (S)	%			96	70-130	
Toluene-d8 (S)	%			101	70-130	

Results presented on this page are in the units indicated by the "Units" column except where an alternate unit is presented to the right of the result.

REPORT OF LABORATORY ANALYSIS

This report shall not be reproduced, except in full,
without the written consent of Pace Analytical Services, LLC.

Pace Analytical Services, LLC
9800 Kincey Ave. Suite 100
Huntersville, NC 28078
(704)875-9092

QUALITY CONTROL DATA

Project: 2020-L1-SR-2448-INCIDENT
Pace Project No.: 92608006

MATRIX SPIKE & MATRIX SPIKE DUPLICATE: 3666932 3666933

Parameter	Units	92608006002 Result	MS Spike Conc.	MSD Spike Conc.	MS Result	MSD Result	MS % Rec	MSD % Rec	% Rec Limits	RPD	Max RPD	Qual
1,1,1,2-Tetrachloroethane	ug/L	ND	5000	5000	5740	5690	115	114	60-140	1	30	
1,1,1-Trichloroethane	ug/L	ND	5000	5000	6260	6140	125	123	60-140	2	30	
1,1,2,2-Tetrachloroethane	ug/L	ND	5000	5000	6030	6010	121	120	60-140	0	30	
1,1,2-Trichloroethane	ug/L	ND	5000	5000	6110	6130	122	123	60-140	0	30	
1,1-Dichloroethane	ug/L	ND	5000	5000	6520	6360	130	127	60-140	3	30	
1,1-Dichloroethene	ug/L	ND	5000	5000	7020	6760	140	135	60-140	4	30	
1,1-Dichloropropene	ug/L	ND	5000	5000	6680	6570	134	131	60-140	2	30	
1,2,3-Trichlorobenzene	ug/L	ND	5000	5000	4870	5060	97	101	60-140	4	30	
1,2,3-Trichloropropane	ug/L	ND	5000	5000	5950	5880	119	118	60-140	1	30	
1,2,4-Trichlorobenzene	ug/L	ND	5000	5000	4900	5150	98	103	60-140	5	30	
1,2,4-Trimethylbenzene	ug/L	1740	5000	5000	7650	7690	118	119	60-140	1	30	
1,2-Dibromo-3-chloropropane	ug/L	ND	5000	5000	5070	5390	101	108	60-140	6	30	
1,2-Dibromoethane (EDB)	ug/L	ND	5000	5000	6150	6020	123	120	60-140	2	30	
1,2-Dichlorobenzene	ug/L	ND	5000	5000	5890	5940	118	119	60-140	1	30	
1,2-Dichloroethane	ug/L	ND	5000	5000	6190	6020	124	120	60-140	3	30	
1,2-Dichloropropane	ug/L	ND	5000	5000	6350	6270	127	125	60-140	1	30	
1,3,5-Trimethylbenzene	ug/L	381	5000	5000	6340	6370	119	120	60-140	1	30	
1,3-Dichlorobenzene	ug/L	ND	5000	5000	5910	6040	118	121	60-140	2	30	
1,3-Dichloropropane	ug/L	ND	5000	5000	6250	6170	125	123	60-140	1	30	
1,4-Dichlorobenzene	ug/L	ND	5000	5000	5860	5940	117	119	60-140	2	30	
2,2-Dichloropropane	ug/L	ND	5000	5000	5270	5210	105	104	60-140	1	30	
2-Chlorotoluene	ug/L	ND	5000	5000	6260	6330	125	127	60-140	1	30	
4-Chlorotoluene	ug/L	ND	5000	5000	5970	6020	119	120	60-140	1	30	
Benzene	ug/L	9470	5000	5000	15800	15500	127	120	60-140	2	30	
Bromobenzene	ug/L	ND	5000	5000	6040	6100	121	122	60-140	1	30	
Bromochloromethane	ug/L	ND	5000	5000	6840	6610	137	132	60-140	3	30	
Bromodichloromethane	ug/L	ND	5000	5000	5900	5860	118	117	60-140	1	30	
Bromoform	ug/L	ND	5000	5000	5160	5170	103	103	60-140	0	30	
Bromomethane	ug/L	ND	5000	5000	4640	5070	93	101	60-140	9	30	
Carbon tetrachloride	ug/L	ND	5000	5000	5700	5600	114	112	60-140	2	30	
Chlorobenzene	ug/L	ND	5000	5000	6250	6080	125	122	60-140	3	30	
Chloroethane	ug/L	ND	5000	5000	7860	7520	157	150	60-140	4	30	M1
Chloroform	ug/L	ND	5000	5000	6490	6410	130	128	60-140	1	30	
Chloromethane	ug/L	ND	5000	5000	6420	6390	128	128	60-140	0	30	
cis-1,2-Dichloroethene	ug/L	ND	5000	5000	6520	6370	130	127	60-140	2	30	
cis-1,3-Dichloropropene	ug/L	ND	5000	5000	6090	5950	122	119	60-140	2	30	
Dibromochloromethane	ug/L	ND	5000	5000	5610	5530	112	111	60-140	2	30	
Dibromomethane	ug/L	ND	5000	5000	5910	5890	118	118	60-140	0	30	
Dichlorodifluoromethane	ug/L	ND	5000	5000	6630	6310	133	126	60-140	5	30	
Diisopropyl ether	ug/L	671	5000	5000	7010	6880	127	124	60-140	2	30	
Ethylbenzene	ug/L	2640	5000	5000	8850	8620	124	120	60-140	3	30	
Hexachloro-1,3-butadiene	ug/L	ND	5000	5000	4270	4490	85	90	60-140	5	30	
Isopropylbenzene (Cumene)	ug/L	ND	5000	5000	5810	5660	115	112	60-140	3	30	
m&p-Xylene	ug/L	11000	10000	10000	23500	23000	125	121	60-140	2	30	

Results presented on this page are in the units indicated by the "Units" column except where an alternate unit is presented to the right of the result.

REPORT OF LABORATORY ANALYSIS

This report shall not be reproduced, except in full,
without the written consent of Pace Analytical Services, LLC.

Pace Analytical Services, LLC
9800 Kincey Ave. Suite 100
Huntersville, NC 28078
(704)875-9092

QUALITY CONTROL DATA

Project: 2020-L1-SR-2448-INCIDENT
Pace Project No.: 92608006

MATRIX SPIKE & MATRIX SPIKE DUPLICATE: 3666932 3666933

Parameter	Units	92608006002 Result	MS Spike Conc.	MSD Spike Conc.	MS Result	MSD Result	MS % Rec	MSD % Rec	% Rec Limits	RPD	Max RPD	Qual
Methyl-tert-butyl ether	ug/L	197	5000	5000	6430	6240	125	121	60-140	3	30	
Methylene Chloride	ug/L	ND	5000	5000	6440	6320	129	126	60-140	2	30	
n-Butylbenzene	ug/L	ND	5000	5000	5410	5560	108	111	60-140	3	30	
n-Propylbenzene	ug/L	217	5000	5000	6250	6240	121	120	60-140	0	30	
Naphthalene	ug/L	376J	5000	5000	5810	6290	109	118	60-140	8	30	
o-Xylene	ug/L	5430	5000	5000	11600	11500	124	121	60-140	1	30	
sec-Butylbenzene	ug/L	ND	5000	5000	5770	5830	115	117	60-140	1	30	
Styrene	ug/L	ND	5000	5000	6390	6250	128	125	60-140	2	30	
tert-Butylbenzene	ug/L	ND	5000	5000	4830	4860	97	97	60-140	1	30	
Tetrachloroethene	ug/L	ND	5000	5000	5770	5650	115	113	60-140	2	30	
Toluene	ug/L	36500	5000	5000	42700	41900	123	108	60-140	2	30	
trans-1,2-Dichloroethene	ug/L	ND	5000	5000	6760	6660	135	133	60-140	2	30	
trans-1,3-Dichloropropene	ug/L	ND	5000	5000	5830	5740	117	115	60-140	2	30	
Trichloroethene	ug/L	ND	5000	5000	6200	6060	124	121	60-140	2	30	
Trichlorofluoromethane	ug/L	ND	5000	5000	6070	5850	121	117	60-140	4	30	
Vinyl chloride	ug/L	ND	5000	5000	6770	6650	135	133	60-140	2	30	
1,2-Dichloroethane-d4 (S)	%						101	99	70-130			
4-Bromofluorobenzene (S)	%						97	95	70-130			
Toluene-d8 (S)	%						99	99	70-130			

Results presented on this page are in the units indicated by the "Units" column except where an alternate unit is presented to the right of the result.

REPORT OF LABORATORY ANALYSIS

This report shall not be reproduced, except in full,
without the written consent of Pace Analytical Services, LLC.

Pace Analytical Services, LLC
9800 Kincey Ave. Suite 100
Huntersville, NC 28078
(704)875-9092

QUALITY CONTROL DATA

Project: 2020-L1-SR-2448-INCIDENT
Pace Project No.: 92608006

QC Batch: 702692
QC Batch Method: SM 6200B
Analysis Method: SM 6200B
Analysis Description: 6200B MSV
Laboratory: Pace Analytical Services - Charlotte

Associated Lab Samples: 92608006003

METHOD BLANK: 3666949 Matrix: Water
Associated Lab Samples: 92608006003

Parameter	Units	Blank Result	Reporting Limit	MDL	Analyzed	Qualifiers
1,1,1,2-Tetrachloroethane	ug/L	ND	0.50	0.31	06/08/22 00:17	
1,1,1-Trichloroethane	ug/L	ND	0.50	0.33	06/08/22 00:17	
1,1,2,2-Tetrachloroethane	ug/L	ND	0.50	0.22	06/08/22 00:17	
1,1,2-Trichloroethane	ug/L	ND	0.50	0.32	06/08/22 00:17	
1,1-Dichloroethane	ug/L	ND	0.50	0.37	06/08/22 00:17	
1,1-Dichloroethene	ug/L	ND	0.50	0.35	06/08/22 00:17	
1,1-Dichloropropene	ug/L	ND	0.50	0.43	06/08/22 00:17	
1,2,3-Trichlorobenzene	ug/L	ND	2.0	0.81	06/08/22 00:17	
1,2,3-Trichloropropane	ug/L	ND	0.50	0.26	06/08/22 00:17	
1,2,4-Trichlorobenzene	ug/L	ND	2.0	0.64	06/08/22 00:17	
1,2,4-Trimethylbenzene	ug/L	ND	0.50	0.50	06/08/22 00:17	
1,2-Dibromo-3-chloropropane	ug/L	ND	1.0	0.34	06/08/22 00:17	
1,2-Dibromoethane (EDB)	ug/L	ND	0.50	0.27	06/08/22 00:17	
1,2-Dichlorobenzene	ug/L	ND	0.50	0.34	06/08/22 00:17	
1,2-Dichloroethane	ug/L	ND	0.50	0.32	06/08/22 00:17	
1,2-Dichloropropane	ug/L	ND	0.50	0.36	06/08/22 00:17	
1,3,5-Trimethylbenzene	ug/L	ND	0.50	0.33	06/08/22 00:17	
1,3-Dichlorobenzene	ug/L	ND	0.50	0.34	06/08/22 00:17	
1,3-Dichloropropane	ug/L	ND	0.50	0.28	06/08/22 00:17	
1,4-Dichlorobenzene	ug/L	ND	0.50	0.33	06/08/22 00:17	
2,2-Dichloropropane	ug/L	ND	0.50	0.39	06/08/22 00:17	
2-Chlorotoluene	ug/L	ND	0.50	0.32	06/08/22 00:17	
4-Chlorotoluene	ug/L	ND	0.50	0.32	06/08/22 00:17	
Benzene	ug/L	ND	0.50	0.34	06/08/22 00:17	
Bromobenzene	ug/L	ND	0.50	0.29	06/08/22 00:17	
Bromochloromethane	ug/L	ND	0.50	0.47	06/08/22 00:17	
Bromodichloromethane	ug/L	ND	0.50	0.31	06/08/22 00:17	
Bromoform	ug/L	ND	0.50	0.34	06/08/22 00:17	
Bromomethane	ug/L	ND	5.0	1.7	06/08/22 00:17	
Carbon tetrachloride	ug/L	ND	0.50	0.33	06/08/22 00:17	
Chlorobenzene	ug/L	ND	0.50	0.28	06/08/22 00:17	
Chloroethane	ug/L	ND	1.0	0.65	06/08/22 00:17	
Chloroform	ug/L	ND	0.50	0.43	06/08/22 00:17	
Chloromethane	ug/L	ND	1.0	0.54	06/08/22 00:17	
cis-1,2-Dichloroethene	ug/L	ND	0.50	0.38	06/08/22 00:17	
cis-1,3-Dichloropropene	ug/L	ND	0.50	0.36	06/08/22 00:17	
Dibromochloromethane	ug/L	ND	0.50	0.36	06/08/22 00:17	
Dibromomethane	ug/L	ND	0.50	0.39	06/08/22 00:17	
Dichlorodifluoromethane	ug/L	ND	0.50	0.35	06/08/22 00:17	
Diisopropyl ether	ug/L	ND	0.50	0.31	06/08/22 00:17	

Results presented on this page are in the units indicated by the "Units" column except where an alternate unit is presented to the right of the result.

REPORT OF LABORATORY ANALYSIS

This report shall not be reproduced, except in full,
without the written consent of Pace Analytical Services, LLC.

Pace Analytical Services, LLC
9800 Kincey Ave. Suite 100
Huntersville, NC 28078
(704)875-9092

QUALITY CONTROL DATA

Project: 2020-L1-SR-2448-INCIDENT
Pace Project No.: 92608006

METHOD BLANK: 3666949 Matrix: Water
Associated Lab Samples: 92608006003

Parameter	Units	Blank Result	Reporting Limit	MDL	Analyzed	Qualifiers
Ethylbenzene	ug/L	ND	0.50	0.30	06/08/22 00:17	
Hexachloro-1,3-butadiene	ug/L	ND	2.0	1.5	06/08/22 00:17	
Isopropylbenzene (Cumene)	ug/L	ND	0.50	0.33	06/08/22 00:17	
m&p-Xylene	ug/L	ND	1.0	0.71	06/08/22 00:17	
Methyl-tert-butyl ether	ug/L	ND	0.50	0.42	06/08/22 00:17	
Methylene Chloride	ug/L	ND	2.0	2.0	06/08/22 00:17	
n-Butylbenzene	ug/L	ND	0.50	0.49	06/08/22 00:17	
n-Propylbenzene	ug/L	ND	0.50	0.34	06/08/22 00:17	
Naphthalene	ug/L	ND	2.0	0.64	06/08/22 00:17	
o-Xylene	ug/L	ND	0.50	0.34	06/08/22 00:17	
sec-Butylbenzene	ug/L	ND	0.50	0.40	06/08/22 00:17	
Styrene	ug/L	ND	0.50	0.29	06/08/22 00:17	
tert-Butylbenzene	ug/L	ND	0.50	0.32	06/08/22 00:17	
Tetrachloroethene	ug/L	ND	0.50	0.29	06/08/22 00:17	
Toluene	ug/L	ND	0.50	0.48	06/08/22 00:17	
trans-1,2-Dichloroethene	ug/L	ND	0.50	0.40	06/08/22 00:17	
trans-1,3-Dichloropropene	ug/L	ND	0.50	0.36	06/08/22 00:17	
Trichloroethene	ug/L	ND	0.50	0.38	06/08/22 00:17	
Trichlorofluoromethane	ug/L	ND	1.0	0.30	06/08/22 00:17	
Vinyl chloride	ug/L	ND	1.0	0.39	06/08/22 00:17	
1,2-Dichloroethane-d4 (S)	%	100	70-130		06/08/22 00:17	
4-Bromofluorobenzene (S)	%	97	70-130		06/08/22 00:17	
Toluene-d8 (S)	%	98	70-130		06/08/22 00:17	

LABORATORY CONTROL SAMPLE: 3666950

Parameter	Units	Spike Conc.	LCS Result	LCS % Rec	% Rec Limits	Qualifiers
1,1,1,2-Tetrachloroethane	ug/L	50	56.6	113	60-140	
1,1,1-Trichloroethane	ug/L	50	58.0	116	60-140	
1,1,2,2-Tetrachloroethane	ug/L	50	59.2	118	60-140	
1,1,2-Trichloroethane	ug/L	50	61.5	123	60-140	
1,1-Dichloroethane	ug/L	50	60.8	122	60-140	
1,1-Dichloroethene	ug/L	50	63.5	127	60-140	
1,1-Dichloropropene	ug/L	50	61.7	123	60-140	
1,2,3-Trichlorobenzene	ug/L	50	47.4	95	60-140	
1,2,3-Trichloropropane	ug/L	50	58.1	116	60-140	
1,2,4-Trichlorobenzene	ug/L	50	47.5	95	60-140	
1,2,4-Trimethylbenzene	ug/L	50	53.0	106	60-140	
1,2-Dibromo-3-chloropropane	ug/L	50	55.8	112	60-140	
1,2-Dibromoethane (EDB)	ug/L	50	59.9	120	60-140	
1,2-Dichlorobenzene	ug/L	50	55.4	111	60-140	
1,2-Dichloroethane	ug/L	50	57.5	115	60-140	
1,2-Dichloropropane	ug/L	50	61.5	123	60-140	
1,3,5-Trimethylbenzene	ug/L	50	54.4	109	60-140	

Results presented on this page are in the units indicated by the "Units" column except where an alternate unit is presented to the right of the result.

REPORT OF LABORATORY ANALYSIS

This report shall not be reproduced, except in full,
without the written consent of Pace Analytical Services, LLC.

Pace Analytical Services, LLC
9800 Kincey Ave. Suite 100
Huntersville, NC 28078
(704)875-9092

QUALITY CONTROL DATA

Project: 2020-L1-SR-2448-INCIDENT
Pace Project No.: 92608006

LABORATORY CONTROL SAMPLE: 3666950

Parameter	Units	Spike Conc.	LCS Result	LCS % Rec	% Rec Limits	Qualifiers
1,3-Dichlorobenzene	ug/L	50	55.3	111	60-140	
1,3-Dichloropropane	ug/L	50	60.0	120	60-140	
1,4-Dichlorobenzene	ug/L	50	53.8	108	60-140	
2,2-Dichloropropane	ug/L	50	53.7	107	60-140	
2-Chlorotoluene	ug/L	50	56.5	113	60-140	
4-Chlorotoluene	ug/L	50	56.6	113	60-140	
Benzene	ug/L	50	56.0	112	60-140	
Bromobenzene	ug/L	50	57.4	115	60-140	
Bromochloromethane	ug/L	50	64.6	129	60-140	
Bromodichloromethane	ug/L	50	58.9	118	60-140	
Bromoform	ug/L	50	55.2	110	60-140	
Bromomethane	ug/L	50	49.1	98	60-140	
Carbon tetrachloride	ug/L	50	51.4	103	60-140	
Chlorobenzene	ug/L	50	57.6	115	60-140	
Chloroethane	ug/L	50	46.6	93	60-140	
Chloroform	ug/L	50	61.6	123	60-140	
Chloromethane	ug/L	50	62.7	125	60-140	
cis-1,2-Dichloroethene	ug/L	50	61.5	123	60-140	
cis-1,3-Dichloropropene	ug/L	50	61.6	123	60-140	
Dibromochloromethane	ug/L	50	57.8	116	60-140	
Dibromomethane	ug/L	50	57.5	115	60-140	
Dichlorodifluoromethane	ug/L	50	56.7	113	60-140	
Diisopropyl ether	ug/L	50	61.0	122	60-140	
Ethylbenzene	ug/L	50	56.4	113	60-140	
Hexachloro-1,3-butadiene	ug/L	50	39.8	80	60-140	
Isopropylbenzene (Cumene)	ug/L	50	53.1	106	60-140	
m&p-Xylene	ug/L	100	112	112	60-140	
Methyl-tert-butyl ether	ug/L	50	60.1	120	60-140	
Methylene Chloride	ug/L	50	62.7	125	60-140	
n-Butylbenzene	ug/L	50	50.6	101	60-140	
n-Propylbenzene	ug/L	50	55.2	110	60-140	
Naphthalene	ug/L	50	55.9	112	60-140	
o-Xylene	ug/L	50	57.3	115	60-140	
sec-Butylbenzene	ug/L	50	52.0	104	60-140	
Styrene	ug/L	50	61.1	122	60-140	
tert-Butylbenzene	ug/L	50	44.0	88	60-140	
Tetrachloroethene	ug/L	50	52.1	104	60-140	
Toluene	ug/L	50	57.2	114	60-140	
trans-1,2-Dichloroethene	ug/L	50	62.6	125	60-140	
trans-1,3-Dichloropropene	ug/L	50	60.6	121	60-140	
Trichloroethene	ug/L	50	57.6	115	60-140	
Trichlorofluoromethane	ug/L	50	48.7	97	60-140	
Vinyl chloride	ug/L	50	62.4	125	60-140	
1,2-Dichloroethane-d4 (S)	%			103	70-130	
4-Bromofluorobenzene (S)	%			98	70-130	
Toluene-d8 (S)	%			100	70-130	

Results presented on this page are in the units indicated by the "Units" column except where an alternate unit is presented to the right of the result.

REPORT OF LABORATORY ANALYSIS

This report shall not be reproduced, except in full,
without the written consent of Pace Analytical Services, LLC.

Pace Analytical Services, LLC
9800 Kincey Ave. Suite 100
Huntersville, NC 28078
(704)875-9092

QUALITY CONTROL DATA

Project: 2020-L1-SR-2448-INCIDENT
Pace Project No.: 92608006

MATRIX SPIKE & MATRIX SPIKE DUPLICATE: 3666951 3666952

Parameter	Units	92608013004 Result	MS Spike Conc.	MSD Spike Conc.	MS Result	MSD Result	MS % Rec	MSD % Rec	% Rec Limits	RPD	Max RPD	Qual
1,1,1,2-Tetrachloroethane	ug/L	ND	20	20	29.2	26.3	146	131	60-140	10	30	M1
1,1,1-Trichloroethane	ug/L	ND	20	20	31.2	27.6	156	138	60-140	12	30	M1
1,1,2,2-Tetrachloroethane	ug/L	ND	20	20	31.9	28.3	160	142	60-140	12	30	M1
1,1,2-Trichloroethane	ug/L	ND	20	20	32.6	29.0	163	145	60-140	12	30	M1
1,1-Dichloroethane	ug/L	ND	20	20	32.8	28.6	164	143	60-140	13	30	M1
1,1-Dichloroethene	ug/L	ND	20	20	34.1	30.1	170	150	60-140	13	30	M1
1,1-Dichloropropene	ug/L	ND	20	20	32.9	29.0	164	145	60-140	12	30	M1
1,2,3-Trichlorobenzene	ug/L	ND	20	20	24.6	22.6	123	113	60-140	9	30	
1,2,3-Trichloropropane	ug/L	ND	20	20	31.0	27.1	155	136	60-140	13	30	M1
1,2,4-Trichlorobenzene	ug/L	ND	20	20	24.8	22.4	124	112	60-140	11	30	
1,2,4-Trimethylbenzene	ug/L	ND	20	20	28.2	25.4	139	125	60-140	10	30	
1,2-Dibromo-3-chloropropane	ug/L	ND	20	20	29.1	26.2	146	131	60-140	11	30	M1
1,2-Dibromoethane (EDB)	ug/L	ND	20	20	31.7	28.2	158	141	60-140	11	30	M1
1,2-Dichlorobenzene	ug/L	ND	20	20	29.2	26.6	146	133	60-140	9	30	M1
1,2-Dichloroethane	ug/L	ND	20	20	31.0	27.6	155	138	60-140	12	30	M1
1,2-Dichloropropane	ug/L	ND	20	20	32.8	28.9	164	144	60-140	13	30	M1
1,3,5-Trimethylbenzene	ug/L	ND	20	20	28.9	26.0	144	130	60-140	10	30	M1
1,3-Dichlorobenzene	ug/L	ND	20	20	29.1	26.7	146	133	60-140	9	30	M1
1,3-Dichloropropane	ug/L	ND	20	20	31.9	28.0	159	140	60-140	13	30	M1
1,4-Dichlorobenzene	ug/L	ND	20	20	28.9	26.3	145	132	60-140	9	30	M1
2,2-Dichloropropane	ug/L	ND	20	20	30.8	26.8	154	134	60-140	14	30	M1
2-Chlorotoluene	ug/L	ND	20	20	30.1	27.2	150	136	60-140	10	30	M1
4-Chlorotoluene	ug/L	ND	20	20	30.1	27.1	150	136	60-140	10	30	M1
Benzene	ug/L	ND	20	20	30.6	27.2	153	136	60-140	12	30	M1
Bromobenzene	ug/L	ND	20	20	30.5	27.5	153	138	60-140	10	30	M1
Bromochloromethane	ug/L	ND	20	20	33.5	30.0	167	150	60-140	11	30	M1
Bromodichloromethane	ug/L	ND	20	20	30.6	27.1	153	135	60-140	12	30	M1
Bromoform	ug/L	ND	20	20	27.7	24.3	138	121	60-140	13	30	
Bromomethane	ug/L	ND	20	20	25.2	22.9	126	114	60-140	10	30	
Carbon tetrachloride	ug/L	ND	20	20	27.9	25.4	139	127	60-140	10	30	
Chlorobenzene	ug/L	ND	20	20	30.8	27.5	154	137	60-140	11	30	M1
Chloroethane	ug/L	ND	20	20	34.1	30.3	171	151	60-140	12	30	M1
Chloroform	ug/L	ND	20	20	32.4	28.6	162	143	60-140	12	30	M1
Chloromethane	ug/L	ND	20	20	31.6	28.2	158	141	60-140	11	30	M1
cis-1,2-Dichloroethene	ug/L	ND	20	20	32.7	28.8	163	144	60-140	12	30	M1
cis-1,3-Dichloropropene	ug/L	ND	20	20	31.6	28.2	158	141	60-140	11	30	M1
Dibromochloromethane	ug/L	ND	20	20	29.6	26.1	148	131	60-140	12	30	M1
Dibromomethane	ug/L	ND	20	20	30.5	26.7	153	134	60-140	13	30	M1
Dichlorodifluoromethane	ug/L	ND	20	20	27.5	24.0	137	120	60-140	13	30	
Diisopropyl ether	ug/L	ND	20	20	32.0	27.9	160	140	60-140	14	30	M1
Ethylbenzene	ug/L	ND	20	20	30.3	27.1	152	135	60-140	11	30	M1
Hexachloro-1,3-butadiene	ug/L	ND	20	20	21.7	18.6	108	93	60-140	15	30	
Isopropylbenzene (Cumene)	ug/L	ND	20	20	27.9	25.3	139	127	60-140	10	30	
m&p-Xylene	ug/L	ND	40	40	60.8	54.1	152	135	60-140	12	30	M1

Results presented on this page are in the units indicated by the "Units" column except where an alternate unit is presented to the right of the result.

REPORT OF LABORATORY ANALYSIS

This report shall not be reproduced, except in full,
without the written consent of Pace Analytical Services, LLC.

Pace Analytical Services, LLC
9800 Kincey Ave. Suite 100
Huntersville, NC 28078
(704)875-9092

QUALITY CONTROL DATA

Project: 2020-L1-SR-2448-INCIDENT
Pace Project No.: 92608006

MATRIX SPIKE & MATRIX SPIKE DUPLICATE: 3666951 3666952

Parameter	Units	92608013004 Result	MS Spike Conc.	MSD Spike Conc.	MS Result	MSD Result	MS % Rec	MSD % Rec	% Rec Limits	RPD	Max RPD	Qual
Methyl-tert-butyl ether	ug/L	ND	20	20	31.8	27.8	159	139	60-140	14	30	M1
Methylene Chloride	ug/L	ND	20	20	30.6	27.2	153	136	60-140	12	30	M1
n-Butylbenzene	ug/L	ND	20	20	26.9	23.5	135	118	60-140	13	30	
n-Propylbenzene	ug/L	ND	20	20	29.8	26.7	149	133	60-140	11	30	M1
Naphthalene	ug/L	ND	20	20	29.6	26.7	145	131	60-140	10	30	M1
o-Xylene	ug/L	ND	20	20	30.2	26.7	151	134	60-140	12	30	M1
sec-Butylbenzene	ug/L	ND	20	20	27.9	25.2	140	126	60-140	10	30	
Styrene	ug/L	ND	20	20	31.9	28.2	159	141	60-140	12	30	M1
tert-Butylbenzene	ug/L	ND	20	20	23.5	21.0	117	105	60-140	11	30	
Tetrachloroethene	ug/L	ND	20	20	28.0	25.1	140	126	60-140	11	30	
Toluene	ug/L	ND	20	20	30.9	27.6	155	138	60-140	11	30	M1
trans-1,2-Dichloroethene	ug/L	ND	20	20	33.0	28.8	165	144	60-140	13	30	M1
trans-1,3-Dichloropropene	ug/L	ND	20	20	31.4	27.6	157	138	60-140	13	30	M1
Trichloroethene	ug/L	ND	20	20	30.9	27.2	155	136	60-140	13	30	M1
Trichlorofluoromethane	ug/L	ND	20	20	28.5	25.7	143	128	60-140	10	30	M1
Vinyl chloride	ug/L	ND	20	20	32.3	28.3	162	142	60-140	13	30	M1
1,2-Dichloroethane-d4 (S)	%						101	100	70-130			
4-Bromofluorobenzene (S)	%						97	97	70-130			
Toluene-d8 (S)	%						100	100	70-130			

Results presented on this page are in the units indicated by the "Units" column except where an alternate unit is presented to the right of the result.

REPORT OF LABORATORY ANALYSIS

This report shall not be reproduced, except in full,
without the written consent of Pace Analytical Services, LLC.

Pace Analytical Services, LLC
9800 Kincey Ave. Suite 100
Huntersville, NC 28078
(704)875-9092

QUALITY CONTROL DATA

Project: 2020-L1-SR-2448-INCIDENT
Pace Project No.: 92608006

QC Batch: 702989
QC Batch Method: SM 6200B
Analysis Method: SM 6200B
Analysis Description: 6200B MSV
Laboratory: Pace Analytical Services - Charlotte

Associated Lab Samples: 92608006005

METHOD BLANK: 3668530 Matrix: Water

Associated Lab Samples: 92608006005

Parameter	Units	Blank Result	Reporting Limit	MDL	Analyzed	Qualifiers
1,1,1,2-Tetrachloroethane	ug/L	ND	0.50	0.31	06/09/22 11:10	
1,1,1-Trichloroethane	ug/L	ND	0.50	0.33	06/09/22 11:10	
1,1,2,2-Tetrachloroethane	ug/L	ND	0.50	0.22	06/09/22 11:10	
1,1,2-Trichloroethane	ug/L	ND	0.50	0.32	06/09/22 11:10	
1,1-Dichloroethane	ug/L	ND	0.50	0.37	06/09/22 11:10	
1,1-Dichloroethene	ug/L	ND	0.50	0.35	06/09/22 11:10	
1,1-Dichloropropene	ug/L	ND	0.50	0.43	06/09/22 11:10	
1,2,3-Trichlorobenzene	ug/L	ND	2.0	0.81	06/09/22 11:10	
1,2,3-Trichloropropane	ug/L	ND	0.50	0.26	06/09/22 11:10	
1,2,4-Trichlorobenzene	ug/L	ND	2.0	0.64	06/09/22 11:10	
1,2,4-Trimethylbenzene	ug/L	ND	0.50	0.50	06/09/22 11:10	
1,2-Dibromo-3-chloropropane	ug/L	ND	1.0	0.34	06/09/22 11:10	
1,2-Dibromoethane (EDB)	ug/L	ND	0.50	0.27	06/09/22 11:10	
1,2-Dichlorobenzene	ug/L	ND	0.50	0.34	06/09/22 11:10	
1,2-Dichloroethane	ug/L	ND	0.50	0.32	06/09/22 11:10	
1,2-Dichloropropane	ug/L	ND	0.50	0.36	06/09/22 11:10	
1,3,5-Trimethylbenzene	ug/L	ND	0.50	0.33	06/09/22 11:10	
1,3-Dichlorobenzene	ug/L	ND	0.50	0.34	06/09/22 11:10	
1,3-Dichloropropane	ug/L	ND	0.50	0.28	06/09/22 11:10	
1,4-Dichlorobenzene	ug/L	ND	0.50	0.33	06/09/22 11:10	
2,2-Dichloropropane	ug/L	ND	0.50	0.39	06/09/22 11:10	
2-Chlorotoluene	ug/L	ND	0.50	0.32	06/09/22 11:10	
4-Chlorotoluene	ug/L	ND	0.50	0.32	06/09/22 11:10	
Benzene	ug/L	ND	0.50	0.34	06/09/22 11:10	
Bromobenzene	ug/L	ND	0.50	0.29	06/09/22 11:10	
Bromochloromethane	ug/L	ND	0.50	0.47	06/09/22 11:10	
Bromodichloromethane	ug/L	ND	0.50	0.31	06/09/22 11:10	
Bromoform	ug/L	ND	0.50	0.34	06/09/22 11:10	
Bromomethane	ug/L	ND	5.0	1.7	06/09/22 11:10	
Carbon tetrachloride	ug/L	ND	0.50	0.33	06/09/22 11:10	
Chlorobenzene	ug/L	ND	0.50	0.28	06/09/22 11:10	
Chloroethane	ug/L	ND	1.0	0.65	06/09/22 11:10	
Chloroform	ug/L	ND	0.50	0.43	06/09/22 11:10	
Chloromethane	ug/L	ND	1.0	0.54	06/09/22 11:10	
cis-1,2-Dichloroethene	ug/L	ND	0.50	0.38	06/09/22 11:10	
cis-1,3-Dichloropropene	ug/L	ND	0.50	0.36	06/09/22 11:10	
Dibromochloromethane	ug/L	ND	0.50	0.36	06/09/22 11:10	
Dibromomethane	ug/L	ND	0.50	0.39	06/09/22 11:10	
Dichlorodifluoromethane	ug/L	ND	0.50	0.35	06/09/22 11:10	
Diisopropyl ether	ug/L	ND	0.50	0.31	06/09/22 11:10	

Results presented on this page are in the units indicated by the "Units" column except where an alternate unit is presented to the right of the result.

REPORT OF LABORATORY ANALYSIS

This report shall not be reproduced, except in full,
without the written consent of Pace Analytical Services, LLC.

Pace Analytical Services, LLC
9800 Kincey Ave. Suite 100
Huntersville, NC 28078
(704)875-9092

QUALITY CONTROL DATA

Project: 2020-L1-SR-2448-INCIDENT
Pace Project No.: 92608006

METHOD BLANK: 3668530 Matrix: Water
Associated Lab Samples: 92608006005

Parameter	Units	Blank Result	Reporting Limit	MDL	Analyzed	Qualifiers
Ethylbenzene	ug/L	ND	0.50	0.30	06/09/22 11:10	
Hexachloro-1,3-butadiene	ug/L	ND	2.0	1.5	06/09/22 11:10	
Isopropylbenzene (Cumene)	ug/L	ND	0.50	0.33	06/09/22 11:10	
m&p-Xylene	ug/L	ND	1.0	0.71	06/09/22 11:10	
Methyl-tert-butyl ether	ug/L	ND	0.50	0.42	06/09/22 11:10	
Methylene Chloride	ug/L	ND	2.0	2.0	06/09/22 11:10	
n-Butylbenzene	ug/L	ND	0.50	0.49	06/09/22 11:10	
n-Propylbenzene	ug/L	ND	0.50	0.34	06/09/22 11:10	
Naphthalene	ug/L	ND	2.0	0.64	06/09/22 11:10	
o-Xylene	ug/L	ND	0.50	0.34	06/09/22 11:10	
sec-Butylbenzene	ug/L	ND	0.50	0.40	06/09/22 11:10	
Styrene	ug/L	ND	0.50	0.29	06/09/22 11:10	
tert-Butylbenzene	ug/L	ND	0.50	0.32	06/09/22 11:10	
Tetrachloroethene	ug/L	ND	0.50	0.29	06/09/22 11:10	
Toluene	ug/L	ND	0.50	0.48	06/09/22 11:10	
trans-1,2-Dichloroethene	ug/L	ND	0.50	0.40	06/09/22 11:10	
trans-1,3-Dichloropropene	ug/L	ND	0.50	0.36	06/09/22 11:10	
Trichloroethene	ug/L	ND	0.50	0.38	06/09/22 11:10	
Trichlorofluoromethane	ug/L	ND	1.0	0.30	06/09/22 11:10	
Vinyl chloride	ug/L	ND	1.0	0.39	06/09/22 11:10	
1,2-Dichloroethane-d4 (S)	%	93	70-130		06/09/22 11:10	
4-Bromofluorobenzene (S)	%	100	70-130		06/09/22 11:10	
Toluene-d8 (S)	%	105	70-130		06/09/22 11:10	

LABORATORY CONTROL SAMPLE: 3668531

Parameter	Units	Spike Conc.	LCS Result	LCS % Rec	% Rec Limits	Qualifiers
1,1,1,2-Tetrachloroethane	ug/L	50	46.9	94	60-140	
1,1,1-Trichloroethane	ug/L	50	51.8	104	60-140	
1,1,2,2-Tetrachloroethane	ug/L	50	41.4	83	60-140	
1,1,2-Trichloroethane	ug/L	50	47.3	95	60-140	
1,1-Dichloroethane	ug/L	50	47.1	94	60-140	
1,1-Dichloroethene	ug/L	50	52.8	106	60-140	
1,1-Dichloropropene	ug/L	50	48.2	96	60-140	
1,2,3-Trichlorobenzene	ug/L	50	44.6	89	60-140	
1,2,3-Trichloropropane	ug/L	50	43.3	87	60-140	
1,2,4-Trichlorobenzene	ug/L	50	44.2	88	60-140	
1,2,4-Trimethylbenzene	ug/L	50	42.7	85	60-140	
1,2-Dibromo-3-chloropropane	ug/L	50	40.4	81	60-140	
1,2-Dibromoethane (EDB)	ug/L	50	46.4	93	60-140	
1,2-Dichlorobenzene	ug/L	50	42.3	85	60-140	
1,2-Dichloroethane	ug/L	50	51.1	102	60-140	
1,2-Dichloropropane	ug/L	50	51.6	103	60-140	
1,3,5-Trimethylbenzene	ug/L	50	43.7	87	60-140	

Results presented on this page are in the units indicated by the "Units" column except where an alternate unit is presented to the right of the result.

REPORT OF LABORATORY ANALYSIS

This report shall not be reproduced, except in full,
without the written consent of Pace Analytical Services, LLC.

Pace Analytical Services, LLC
9800 Kincey Ave. Suite 100
Huntersville, NC 28078
(704)875-9092

QUALITY CONTROL DATA

Project: 2020-L1-SR-2448-INCIDENT
Pace Project No.: 92608006

LABORATORY CONTROL SAMPLE: 3668531

Parameter	Units	Spike Conc.	LCS Result	LCS % Rec	% Rec Limits	Qualifiers
1,3-Dichlorobenzene	ug/L	50	42.7	85	60-140	
1,3-Dichloropropane	ug/L	50	45.8	92	60-140	
1,4-Dichlorobenzene	ug/L	50	41.8	84	60-140	
2,2-Dichloropropane	ug/L	50	48.8	98	60-140	
2-Chlorotoluene	ug/L	50	41.1	82	60-140	
4-Chlorotoluene	ug/L	50	40.9	82	60-140	
Benzene	ug/L	50	46.0	92	60-140	
Bromobenzene	ug/L	50	41.6	83	60-140	
Bromochloromethane	ug/L	50	43.8	88	60-140	
Bromodichloromethane	ug/L	50	44.5	89	60-140	
Bromoform	ug/L	50	44.0	88	60-140	
Bromomethane	ug/L	50	65.7	131	60-140	
Carbon tetrachloride	ug/L	50	54.2	108	60-140	
Chlorobenzene	ug/L	50	44.5	89	60-140	
Chloroethane	ug/L	50	71.5	143	60-140	L1
Chloroform	ug/L	50	42.7	85	60-140	
Chloromethane	ug/L	50	55.7	111	60-140	
cis-1,2-Dichloroethene	ug/L	50	48.8	98	60-140	
cis-1,3-Dichloropropene	ug/L	50	49.7	99	60-140	
Dibromochloromethane	ug/L	50	45.2	90	60-140	
Dibromomethane	ug/L	50	46.8	94	60-140	
Dichlorodifluoromethane	ug/L	50	62.2	124	60-140	
Diisopropyl ether	ug/L	50	53.9	108	60-140	
Ethylbenzene	ug/L	50	44.3	89	60-140	
Hexachloro-1,3-butadiene	ug/L	50	48.9	98	60-140	
Isopropylbenzene (Cumene)	ug/L	50	44.6	89	60-140	
m&p-Xylene	ug/L	100	89.8	90	60-140	
Methyl-tert-butyl ether	ug/L	50	47.4	95	60-140	
Methylene Chloride	ug/L	50	46.1	92	60-140	
n-Butylbenzene	ug/L	50	46.4	93	60-140	
n-Propylbenzene	ug/L	50	42.4	85	60-140	
Naphthalene	ug/L	50	43.4	87	60-140	
o-Xylene	ug/L	50	43.3	87	60-140	
sec-Butylbenzene	ug/L	50	45.4	91	60-140	
Styrene	ug/L	50	43.8	88	60-140	
tert-Butylbenzene	ug/L	50	36.6	73	60-140	
Tetrachloroethene	ug/L	50	48.1	96	60-140	
Toluene	ug/L	50	44.4	89	60-140	
trans-1,2-Dichloroethene	ug/L	50	52.0	104	60-140	
trans-1,3-Dichloropropene	ug/L	50	48.7	97	60-140	
Trichloroethene	ug/L	50	55.4	111	60-140	
Trichlorofluoromethane	ug/L	50	63.5	127	60-140	
Vinyl chloride	ug/L	50	59.4	119	60-140	
1,2-Dichloroethane-d4 (S)	%			98	70-130	
4-Bromofluorobenzene (S)	%			100	70-130	
Toluene-d8 (S)	%			97	70-130	

Results presented on this page are in the units indicated by the "Units" column except where an alternate unit is presented to the right of the result.

REPORT OF LABORATORY ANALYSIS

This report shall not be reproduced, except in full,
without the written consent of Pace Analytical Services, LLC.

Pace Analytical Services, LLC
9800 Kincey Ave. Suite 100
Huntersville, NC 28078
(704)875-9092

QUALITY CONTROL DATA

Project: 2020-L1-SR-2448-INCIDENT
Pace Project No.: 92608006

MATRIX SPIKE & MATRIX SPIKE DUPLICATE: 3668532 3668533

Parameter	Units	92608006005 Result	MS Spike Conc.	MSD Spike Conc.	MS Result	MSD Result	MS % Rec	MSD % Rec	% Rec Limits	RPD	Max RPD	Qual
1,1,1,2-Tetrachloroethane	ug/L	ND	5000	5000	4940	4810	99	96	60-140	3	30	
1,1,1-Trichloroethane	ug/L	ND	5000	5000	5750	5650	115	113	60-140	2	30	
1,1,2,2-Tetrachloroethane	ug/L	ND	5000	5000	5010	4540	100	91	60-140	10	30	
1,1,2-Trichloroethane	ug/L	ND	5000	5000	5110	5140	102	103	60-140	1	30	
1,1-Dichloroethane	ug/L	ND	5000	5000	5220	5090	104	102	60-140	3	30	
1,1-Dichloroethene	ug/L	ND	5000	5000	6000	5880	120	118	60-140	2	30	
1,1-Dichloropropene	ug/L	ND	5000	5000	5410	5290	108	106	60-140	2	30	
1,2,3-Trichlorobenzene	ug/L	ND	5000	5000	5200	5220	104	104	60-140	1	30	
1,2,3-Trichloropropane	ug/L	ND	5000	5000	5100	4610	102	92	60-140	10	30	
1,2,4-Trichlorobenzene	ug/L	ND	5000	5000	5170	4990	103	100	60-140	4	30	
1,2,4-Trimethylbenzene	ug/L	4500	5000	5000	7860	7940	67	69	60-140	1	30	
1,2-Dibromo-3-chloropropane	ug/L	ND	5000	5000	4090	4090	82	82	60-140	0	30	
1,2-Dibromoethane (EDB)	ug/L	ND	5000	5000	4860	4820	97	96	60-140	1	30	
1,2-Dichlorobenzene	ug/L	ND	5000	5000	4760	4700	95	94	60-140	1	30	
1,2-Dichloroethane	ug/L	ND	5000	5000	5560	5480	111	110	60-140	1	30	
1,2-Dichloropropane	ug/L	ND	5000	5000	5690	5480	114	110	60-140	4	30	
1,3,5-Trimethylbenzene	ug/L	1180	5000	5000	5930	5300	95	82	60-140	11	30	
1,3-Dichlorobenzene	ug/L	ND	5000	5000	4760	4720	95	94	60-140	1	30	
1,3-Dichloropropane	ug/L	ND	5000	5000	4920	4850	98	97	60-140	1	30	
1,4-Dichlorobenzene	ug/L	ND	5000	5000	4820	4770	96	95	60-140	1	30	
2,2-Dichloropropane	ug/L	ND	5000	5000	5400	5280	108	106	60-140	2	30	
2-Chlorotoluene	ug/L	ND	5000	5000	4680	4290	94	86	60-140	9	30	
4-Chlorotoluene	ug/L	ND	5000	5000	4750	4340	95	87	60-140	9	30	
Benzene	ug/L	7380	5000	5000	13000	12700	113	107	60-140	2	30	
Bromobenzene	ug/L	ND	5000	5000	4670	4320	93	86	60-140	8	30	
Bromochloromethane	ug/L	ND	5000	5000	4790	4720	96	94	60-140	1	30	
Bromodichloromethane	ug/L	ND	5000	5000	4750	4610	95	92	60-140	3	30	
Bromoform	ug/L	ND	5000	5000	4460	4130	89	83	60-140	8	30	
Bromomethane	ug/L	ND	5000	5000	6660	7180	133	144	60-140	8	30	M1
Carbon tetrachloride	ug/L	ND	5000	5000	5830	5930	117	119	60-140	2	30	
Chlorobenzene	ug/L	ND	5000	5000	4970	4870	99	97	60-140	2	30	
Chloroethane	ug/L	ND	5000	5000	7800	7480	156	150	60-140	4	30	M0
Chloroform	ug/L	ND	5000	5000	4490	4150	90	83	60-140	8	30	
Chloromethane	ug/L	ND	5000	5000	6200	6120	124	122	60-140	1	30	
cis-1,2-Dichloroethene	ug/L	ND	5000	5000	5490	5340	110	107	60-140	3	30	
cis-1,3-Dichloropropene	ug/L	ND	5000	5000	5130	4990	103	100	60-140	3	30	
Dibromochloromethane	ug/L	ND	5000	5000	4460	4450	89	89	60-140	0	30	
Dibromomethane	ug/L	ND	5000	5000	5130	5050	103	101	60-140	2	30	
Dichlorodifluoromethane	ug/L	ND	5000	5000	7190	6900	144	138	60-140	4	30	M1
Diisopropyl ether	ug/L	580	5000	5000	6460	6300	118	114	60-140	2	30	
Ethylbenzene	ug/L	3220	5000	5000	7870	7820	93	92	60-140	1	30	
Hexachloro-1,3-butadiene	ug/L	ND	5000	5000	5940	5920	119	118	60-140	0	30	
Isopropylbenzene (Cumene)	ug/L	203	5000	5000	5680	5200	110	100	60-140	9	30	
m&p-Xylene	ug/L	13400	10000	10000	21700	21800	83	84	60-140	1	30	

Results presented on this page are in the units indicated by the "Units" column except where an alternate unit is presented to the right of the result.

REPORT OF LABORATORY ANALYSIS

This report shall not be reproduced, except in full,
without the written consent of Pace Analytical Services, LLC.

Pace Analytical Services, LLC
9800 Kincey Ave. Suite 100
Huntersville, NC 28078
(704)875-9092

QUALITY CONTROL DATA

Project: 2020-L1-SR-2448-INCIDENT
Pace Project No.: 92608006

MATRIX SPIKE & MATRIX SPIKE DUPLICATE: 3668532 3668533

Parameter	Units	92608006005 Result	MS Spike Conc.	MSD Spike Conc.	MS Result	MSD Result	MS % Rec	MSD % Rec	% Rec Limits	RPD	Max RPD	Qual
Methyl-tert-butyl ether	ug/L	ND	5000	5000	5060	4990	99	98	60-140	2	30	
Methylene Chloride	ug/L	ND	5000	5000	4870	4740	97	95	60-140	3	30	
n-Butylbenzene	ug/L	179	5000	5000	5580	5440	108	105	60-140	3	30	
n-Propylbenzene	ug/L	622	5000	5000	5240	4880	92	85	60-140	7	30	
Naphthalene	ug/L	738	5000	5000	5280	5480	91	95	60-140	4	30	
o-Xylene	ug/L	6960	5000	5000	11200	10400	86	68	60-140	8	30	
sec-Butylbenzene	ug/L	ND	5000	5000	5350	5240	107	105	60-140	2	30	
Styrene	ug/L	ND	5000	5000	5190	4850	103	97	60-140	7	30	
tert-Butylbenzene	ug/L	ND	5000	5000	4310	4150	86	83	60-140	4	30	
Tetrachloroethene	ug/L	ND	5000	5000	5330	5350	107	107	60-140	0	30	
Toluene	ug/L	33100	5000	5000	35500	35100	49	40	60-140	1	30	M1
trans-1,2-Dichloroethene	ug/L	ND	5000	5000	5800	5690	116	114	60-140	2	30	
trans-1,3-Dichloropropene	ug/L	ND	5000	5000	5040	4820	101	96	60-140	4	30	
Trichloroethene	ug/L	ND	5000	5000	6140	5960	123	119	60-140	3	30	
Trichlorofluoromethane	ug/L	ND	5000	5000	7140	7180	143	144	60-140	1	30	M1
Vinyl chloride	ug/L	ND	5000	5000	6670	6580	133	132	60-140	1	30	
1,2-Dichloroethane-d4 (S)	%						104	99	70-130			
4-Bromofluorobenzene (S)	%						110	101	70-130			
Toluene-d8 (S)	%						98	97	70-130			

Results presented on this page are in the units indicated by the "Units" column except where an alternate unit is presented to the right of the result.

REPORT OF LABORATORY ANALYSIS

This report shall not be reproduced, except in full,
without the written consent of Pace Analytical Services, LLC.

Pace Analytical Services, LLC
9800 Kincey Ave. Suite 100
Huntersville, NC 28078
(704)875-9092

QUALIFIERS

Project: 2020-L1-SR-2448-INCIDENT
Pace Project No.: 92608006

DEFINITIONS

DF - Dilution Factor, if reported, represents the factor applied to the reported data due to dilution of the sample aliquot.

ND - Not Detected at or above adjusted reporting limit.

TNTC - Too Numerous To Count

J - Estimated concentration above the adjusted method detection limit and below the adjusted reporting limit.

MDL - Adjusted Method Detection Limit.

PQL - Practical Quantitation Limit.

RL - Reporting Limit - The lowest concentration value that meets project requirements for quantitative data with known precision and bias for a specific analyte in a specific matrix.

S - Surrogate

1,2-Diphenylhydrazine decomposes to and cannot be separated from Azobenzene using Method 8270. The result for each analyte is a combined concentration.

Consistent with EPA guidelines, unrounded data are displayed and have been used to calculate % recovery and RPD values.

LCS(D) - Laboratory Control Sample (Duplicate)

MS(D) - Matrix Spike (Duplicate)

DUP - Sample Duplicate

RPD - Relative Percent Difference

NC - Not Calculable.

SG - Silica Gel - Clean-Up

U - Indicates the compound was analyzed for, but not detected.

Acid preservation may not be appropriate for 2 Chloroethylvinyl ether.

A separate vial preserved to a pH of 4-5 is recommended in SW846 Chapter 4 for the analysis of Acrolein and Acrylonitrile by EPA Method 8260.

N-Nitrosodiphenylamine decomposes and cannot be separated from Diphenylamine using Method 8270. The result reported for each analyte is a combined concentration.

Reported results are not rounded until the final step prior to reporting. Therefore, calculated parameters that are typically reported as "Total" may vary slightly from the sum of the reported component parameters.

Pace Analytical is TNI accredited. Contact your Pace PM for the current list of accredited analytes.

TNI - The NELAC Institute.

ANALYTE QUALIFIERS

C9	Common Laboratory Contaminant.
L1	Analyte recovery in the laboratory control sample (LCS) was above QC limits. Results for this analyte in associated samples may be biased high.
M0	Matrix spike recovery and/or matrix spike duplicate recovery was outside laboratory control limits.
M1	Matrix spike recovery exceeded QC limits. Batch accepted based on laboratory control sample (LCS) recovery.

This report shall not be reproduced, except in full,
without the written consent of Pace Analytical Services, LLC.

Pace Analytical Services, LLC
9800 Kincey Ave. Suite 100
Huntersville, NC 28078
(704)875-9092

QUALITY CONTROL DATA CROSS REFERENCE TABLE

Project: 2020-L1-SR-2448-INCIDENT
Pace Project No.: 92608006

Lab ID	Sample ID	QC Batch Method	QC Batch	Analytical Method	Analytical Batch
92608006001	**FRAC-TANK-ZONE-1-06062022**	SM 6200B	702685		
92608006002	**FRAC-TANK-ZONE-2-06062022**	SM 6200B	702685		
92608006003	**FRAC-TANK-ZONE-3-06062022**	SM 6200B	702692		
92608006004	**TRIP BLANK**	SM 6200B	702685		
92608006005	**DUP-01-06062022**	SM 6200B	702989		

This report shall not be reproduced, except in full,
without the written consent of Pace Analytical Services, LLC.

CHAIN-OF-CUSTODY Analytical Request Document

Pace Analytical

Chain-of-Custody is a LEGAL DOCUMENT - Complete all relevent fields

WO# : 92608006

92608006

Company: APEX Companies, LLC	Billing Information:
Address: 5900 Northwoods Business Pkwy Ste 5900-0 Charlotte, NC	
Report To: Andrew Street	Email To:
Copy To: Brian Colonnese	Site Collection Info/Address:
Customer Project Name/Number: 2020-L-1-SR-2448-Incident	State: NC / County/City: Huntersville Time Zone Collected: [ ] PT [ ] MT [ ] CT [X] ET
Phone: Email:	Site/Facility ID #: CPC Huntersville — Compliance Monitoring? [ ] Yes [ ] No
Collected By (print): J. Schlaudt	Purchase Order #: Quote #: — DW PWS ID #: DW Location Code:
Collected By (signature):	Turnaround Date Required: 72 HRS — Immediately Packed on Ice: [X] Yes [ ] No
Sample Disposal: [ ] Dispose as appropriate [ ] Return [ ] Archive: [ ] Hold:	Rush: [ ] Same Day [ ] Next Day [ ] 2 Day [X] 3 Day [ ] 4 Day [ ] 5 Day (Expedite Charges Apply) — Field Filtered (if applicable): [ ] Yes [ ] No — Analysis:

* Matrix Codes (Insert in Matrix box below): Drinking Water (DW), Ground Water (GW), Wastewater (WW), Product (P), Soil/Solid (SL), Oil (OL), Wipe (WP), Air (AR), Tissue (TS), Bioassay (B), Vapor (V), Other (OT)

Customer Sample ID	Matrix *	Comp / Grab	Collected (or Composite Start) Date	Collected (or Composite Start) Time	Composite End Date	Composite End Time	Res Cl	# of Ctns	Analyses: VOC 6200 B	Lab Profile/Line: Lab Sample # / Comments
Frac_Tank_Zone_1_06062022	WT	G	06.06.22	0835				4	X	01
Frac_Tank_Zone_2_06062022				0850				4	X	02
Frac_Tank_Zone_3_06062022				0810				4	X	03
Trip Blank				—				2	X	04
Dup_01_06062022				—				4	X	05

** Preservative Types: (1) nitric acid, (2) sulfuric acid, (3) hydrochloric acid, (4) sodium hydroxide, (5) zinc acetate, (6) methanol, (7) sodium bisulfate, (8) sodium thiosulfate, (9) hexane, (A) ascorbic acid, (B) ammonium sulfate, (C) ammonium hydroxide, (D) TSP, (U) Unpreserved, (O) Other _____

Lab Sample Receipt Checklist:

Custody Seals Present/Intact	Y N (NA)
Custody Signatures Present	(Y) N NA
Collector Signature Present	(Y) N NA
Bottles Intact	(Y) N NA
Correct Bottles	(Y) N NA
Sufficient Volume	(Y) N NA
Samples Received on Ice	(Y) N NA
VOA - Headspace Acceptable	(Y) N NA
USDA Regulated Soils	Y N (NA)
Samples in Holding Time	(Y) N NA
Residual Chlorine Present	Y N (NA)
Cl Strips: _____	
Sample pH Acceptable	Y N (NA)
pH Strips: _____	
Sulfide Present	Y N (NA)
Lead Acetate Strips: _____	

LAB USE ONLY:

Customer Remarks / Special Conditions / Possible Hazards:

Type of Ice Used: (Wet) Blue Dry None

Packing Material Used: bv

Radchem sample(s) screened (<500 cpm): Y N (NA)

SHORT HOLDS PRESENT (<72 hours): Y (N) N/A

Lab Tracking #: 2517691

Samples received via: FEDEX UPS (Client) Courier Pace Courier

Lab Sample Temperature Info:

Temp Blank Received: Y N (NA)

Therm ID#: T2064

Cooler 1 Temp Upon Receipt: 1.4 oC

Cooler 1 Therm Corr. Factor: 0 oC

Cooler 1 Corrected Temp: 1.4 oC

Comments:

Relinquished by/Company: (Signature) APEX	Date/Time: 06.06.22 1220	Received by/Company: (Signature) DP PACE HVL	Date/Time: 06/06/22 1220
Relinquished by/Company: (Signature)	Date/Time:	Received by/Company: (Signature)	Date/Time:
Relinquished by/Company: (Signature)	Date/Time:	Received by/Company: (Signature)	Date/Time:

MTJL LAB USE ONLY

Table #:

Acctnum:

Template:

Prelogin:

PM:

PB:

Trip Blank Received: (Y) N NA

HCL MeOH TSP Other

Non Conformance(s): YES / (NO)

Page: 1 of: 1

Pace Analytical Services, LLC
9800 Kincey Ave. Suite 100
Huntersville, NC 28078
(704)875-9092

June 16, 2022

Andrew Street
Apex Companies - NC
5900 Northwoods Business Pkwy
Suite 5900-0
Charlotte, NC 28269

RE: Project: 2020-L1-SR-2448 INCIDENT
Pace Project No.: 92609283

Dear Andrew Street:

Enclosed are the analytical results for sample(s) received by the laboratory on June 13, 2022. The results relate only to the samples included in this report. Results reported herein conform to the applicable TNI/NELAC Standards and the laboratory's Quality Manual, where applicable, unless otherwise noted in the body of the report.

The test results provided in this final report were generated by each of the following laboratories within the Pace Network:

- Pace Analytical Services - Charlotte

If you have any questions concerning this report, please feel free to contact me.

Sincerely,

Angela M. Baioni

Angela Baioni
angela.baioni@pacelabs.com
(704)875-9092
Project Manager

Enclosures

cc: J Culbreath, Colonial Pipeline Company
Naomi Fretz, APEX Companies, LLC
Robert Hughes, Colonial Pipeline
Jamie Moran, APEX Companies, LLC
Jeff Morrison, Colonial Pipeline Company
Tom Naumann, APEX Companies - NC
Joe Nicolette, Montrose-EPS
Kaitlyn Nootens, Apex Companies
Christopher Schultz, Apex Companies
Matt Teixeira, Apex Companies, LLC
Michael Verdon, Colonial Pipeline Company
JM Wyatt, Colonial Pipeline Company

This report shall not be reproduced, except in full,
without the written consent of Pace Analytical Services, LLC.

Pace Analytical Services, LLC
9800 Kincey Ave. Suite 100
Huntersville, NC 28078
(704)875-9092

CERTIFICATIONS

Project: 2020-L1-SR-2448 INCIDENT
Pace Project No.: 92609283

Pace Analytical Services Charlotte

South Carolina Laboratory ID: 99006
9800 Kincey Ave. Ste 100, Huntersville, NC 28078
North Carolina Drinking Water Certification #: 37706
North Carolina Field Services Certification #: 5342
North Carolina Wastewater Certification #: 12
South Carolina Laboratory ID: 99006
South Carolina Certification #: 99006001
South Carolina Drinking Water Cert. #: 99006003
Florida/NELAP Certification #: E87627
Kentucky UST Certification #: 84
Louisiana DoH Drinking Water #: LA029
Virginia/VELAP Certification #: 460221

This report shall not be reproduced, except in full,
without the written consent of Pace Analytical Services, LLC.

Pace Analytical Services, LLC
9800 Kincey Ave. Suite 100
Huntersville, NC 28078
(704)875-9092

SAMPLE SUMMARY

Project: 2020-L1-SR-2448 INCIDENT
Pace Project No.: 92609283

Lab ID	Sample ID	Matrix	Date Collected	Date Received
92609283001	**FRAC-TANK-ZONE-1 06132022**	Water	06/13/22 09:00	06/13/22 10:25
92609283002	**FRAC-TANK-ZONE-2 06132022**	Water	06/13/22 09:25	06/13/22 10:25
92609283003	**FRAC-TANK-ZONE-3 06132022**	Water	06/13/22 08:25	06/13/22 10:25
92609283004	**TRIP BLANK**	Water	06/13/22 00:00	06/13/22 10:25
92609283005	**DUP-01-06132022**	Water	06/13/22 00:00	06/13/22 10:25

This report shall not be reproduced, except in full,
without the written consent of Pace Analytical Services, LLC.

Pace Analytical Services, LLC
9800 Kincey Ave. Suite 100
Huntersville, NC 28078
(704)875-9092

SAMPLE ANALYTE COUNT

Project: 2020-L1-SR-2448 INCIDENT
Pace Project No.: 92609283

Lab ID	Sample ID	Method	Analysts	Analytes Reported	Laboratory
92609283001	**FRAC-TANK-ZONE-1 06132022**	SM 6200B	SAS	63	PASI-C
92609283002	**FRAC-TANK-ZONE-2 06132022**	SM 6200B	SAS	63	PASI-C
92609283003	**FRAC-TANK-ZONE-3 06132022**	SM 6200B	SAS	63	PASI-C
92609283004	**TRIP BLANK**	SM 6200B	SAS	63	PASI-C
92609283005	**DUP-01-06132022**	SM 6200B	SAS	63	PASI-C

PASI-C = Pace Analytical Services - Charlotte

This report shall not be reproduced, except in full,
without the written consent of Pace Analytical Services, LLC.

Pace Analytical Services, LLC
9800 Kincey Ave. Suite 100
Huntersville, NC 28078
(704)875-9092

ANALYTICAL RESULTS

Project: 2020-L1-SR-2448 INCIDENT
Pace Project No.: 92609283

Sample: FRAC-TANK-ZONE-1 06132022 **Lab ID: 92609283001** Collected: 06/13/22 09:00 Received: 06/13/22 10:25 Matrix: Water

Parameters	Results	Units	Report Limit	MDL	DF	Prepared	Analyzed	CAS No.	Qual
6200B MSV	Analytical Method: SM 6200B Pace Analytical Services - Charlotte								
Benzene	**12300**	ug/L	125	86.2	250		06/14/22 18:51	71-43-2	
Bromobenzene	ND	ug/L	125	72.5	250		06/14/22 18:51	108-86-1	
Bromochloromethane	ND	ug/L	125	117	250		06/14/22 18:51	74-97-5	
Bromodichloromethane	ND	ug/L	125	76.8	250		06/14/22 18:51	75-27-4	
Bromoform	ND	ug/L	125	85.2	250		06/14/22 18:51	75-25-2	
Bromomethane	ND	ug/L	1250	415	250		06/14/22 18:51	74-83-9	
n-Butylbenzene	ND	ug/L	125	122	250		06/14/22 18:51	104-51-8	
sec-Butylbenzene	ND	ug/L	125	100	250		06/14/22 18:51	135-98-8	
tert-Butylbenzene	ND	ug/L	125	80.8	250		06/14/22 18:51	98-06-6	
Carbon tetrachloride	ND	ug/L	125	83.2	250		06/14/22 18:51	56-23-5	
Chlorobenzene	ND	ug/L	125	71.0	250		06/14/22 18:51	108-90-7	
Chloroethane	ND	ug/L	250	162	250		06/14/22 18:51	75-00-3	
Chloroform	ND	ug/L	125	108	250		06/14/22 18:51	67-66-3	
Chloromethane	ND	ug/L	250	135	250		06/14/22 18:51	74-87-3	
2-Chlorotoluene	ND	ug/L	125	80.2	250		06/14/22 18:51	95-49-8	
4-Chlorotoluene	ND	ug/L	125	81.0	250		06/14/22 18:51	106-43-4	
1,2-Dibromo-3-chloropropane	ND	ug/L	250	85.0	250		06/14/22 18:51	96-12-8	
Dibromochloromethane	ND	ug/L	125	89.8	250		06/14/22 18:51	124-48-1	
1,2-Dibromoethane (EDB)	ND	ug/L	125	68.0	250		06/14/22 18:51	106-93-4	
Dibromomethane	ND	ug/L	125	98.5	250		06/14/22 18:51	74-95-3	
1,2-Dichlorobenzene	ND	ug/L	125	84.8	250		06/14/22 18:51	95-50-1	
1,3-Dichlorobenzene	ND	ug/L	125	85.0	250		06/14/22 18:51	541-73-1	
1,4-Dichlorobenzene	ND	ug/L	125	83.2	250		06/14/22 18:51	106-46-7	
Dichlorodifluoromethane	ND	ug/L	125	86.5	250		06/14/22 18:51	75-71-8	
1,1-Dichloroethane	ND	ug/L	125	91.8	250		06/14/22 18:51	75-34-3	
1,2-Dichloroethane	ND	ug/L	125	80.5	250		06/14/22 18:51	107-06-2	
1,1-Dichloroethene	ND	ug/L	125	87.0	250		06/14/22 18:51	75-35-4	
cis-1,2-Dichloroethene	ND	ug/L	125	96.0	250		06/14/22 18:51	156-59-2	
trans-1,2-Dichloroethene	ND	ug/L	125	99.0	250		06/14/22 18:51	156-60-5	
1,2-Dichloropropane	ND	ug/L	125	88.8	250		06/14/22 18:51	78-87-5	
1,3-Dichloropropane	ND	ug/L	125	71.0	250		06/14/22 18:51	142-28-9	
2,2-Dichloropropane	ND	ug/L	125	97.0	250		06/14/22 18:51	594-20-7	
1,1-Dichloropropene	ND	ug/L	125	107	250		06/14/22 18:51	563-58-6	
cis-1,3-Dichloropropene	ND	ug/L	125	91.2	250		06/14/22 18:51	10061-01-5	
trans-1,3-Dichloropropene	ND	ug/L	125	90.8	250		06/14/22 18:51	10061-02-6	
Diisopropyl ether	**1900**	ug/L	125	77.0	250		06/14/22 18:51	108-20-3	
Ethylbenzene	**2150**	ug/L	125	76.0	250		06/14/22 18:51	100-41-4	
Hexachloro-1,3-butadiene	ND	ug/L	500	382	250		06/14/22 18:51	87-68-3	
Isopropylbenzene (Cumene)	ND	ug/L	125	83.2	250		06/14/22 18:51	98-82-8	
Methylene Chloride	ND	ug/L	500	488	250		06/14/22 18:51	75-09-2	
Methyl-tert-butyl ether	**341**	ug/L	125	106	250		06/14/22 18:51	1634-04-4	
Naphthalene	**351J**	ug/L	500	161	250		06/14/22 18:51	91-20-3	
n-Propylbenzene	**190**	ug/L	125	85.0	250		06/14/22 18:51	103-65-1	
Styrene	**87.4J**	ug/L	125	73.0	250		06/14/22 18:51	100-42-5	

REPORT OF LABORATORY ANALYSIS

This report shall not be reproduced, except in full,
without the written consent of Pace Analytical Services, LLC.

Pace Analytical Services, LLC
9800 Kincey Ave. Suite 100
Huntersville, NC 28078
(704)875-9092

ANALYTICAL RESULTS

Project: 2020-L1-SR-2448 INCIDENT
Pace Project No.: 92609283

Sample: FRAC-TANK-ZONE-1 06132022 **Lab ID: 92609283001** Collected: 06/13/22 09:00 Received: 06/13/22 10:25 Matrix: Water

Parameters	Results	Units	Report Limit	MDL	DF	Prepared	Analyzed	CAS No.	Qual
6200B MSV	Analytical Method: SM 6200B Pace Analytical Services - Charlotte								
1,1,1,2-Tetrachloroethane	ND	ug/L	125	77.8	250		06/14/22 18:51	630-20-6	
1,1,2,2-Tetrachloroethane	ND	ug/L	125	56.2	250		06/14/22 18:51	79-34-5	
Tetrachloroethene	ND	ug/L	125	73.0	250		06/14/22 18:51	127-18-4	
Toluene	**31500**	ug/L	125	121	250		06/14/22 18:51	108-88-3	
1,2,3-Trichlorobenzene	ND	ug/L	500	202	250		06/14/22 18:51	87-61-6	
1,2,4-Trichlorobenzene	ND	ug/L	500	160	250		06/14/22 18:51	120-82-1	
1,1,1-Trichloroethane	ND	ug/L	125	83.0	250		06/14/22 18:51	71-55-6	
1,1,2-Trichloroethane	ND	ug/L	125	81.2	250		06/14/22 18:51	79-00-5	
Trichloroethene	ND	ug/L	125	95.8	250		06/14/22 18:51	79-01-6	
Trichlorofluoromethane	ND	ug/L	250	74.5	250		06/14/22 18:51	75-69-4	
1,2,3-Trichloropropane	ND	ug/L	125	65.2	250		06/14/22 18:51	96-18-4	
1,2,4-Trimethylbenzene	**1370**	ug/L	125	124	250		06/14/22 18:51	95-63-6	
1,3,5-Trimethylbenzene	**338**	ug/L	125	83.0	250		06/14/22 18:51	108-67-8	
Vinyl chloride	ND	ug/L	250	96.5	250		06/14/22 18:51	75-01-4	
m&p-Xylene	**8620**	ug/L	250	177	250		06/14/22 18:51	179601-23-1	
o-Xylene	**4140**	ug/L	125	84.5	250		06/14/22 18:51	95-47-6	
Surrogates									
1,2-Dichloroethane-d4 (S)	86	%	70-130		250		06/14/22 18:51	17060-07-0	
4-Bromofluorobenzene (S)	96	%	70-130		250		06/14/22 18:51	460-00-4	
Toluene-d8 (S)	97	%	70-130		250		06/14/22 18:51	2037-26-5	

REPORT OF LABORATORY ANALYSIS

This report shall not be reproduced, except in full,
without the written consent of Pace Analytical Services, LLC.

Pace Analytical Services, LLC
9800 Kincey Ave. Suite 100
Huntersville, NC 28078
(704)875-9092

ANALYTICAL RESULTS

Project: 2020-L1-SR-2448 INCIDENT
Pace Project No.: 92609283

Sample: FRAC-TANK-ZONE-2 06132022 **Lab ID: 92609283002** Collected: 06/13/22 09:25 Received: 06/13/22 10:25 Matrix: Water

Parameters	Results	Units	Report Limit	MDL	DF	Prepared	Analyzed	CAS No.	Qual
6200B MSV	Analytical Method: SM 6200B Pace Analytical Services - Charlotte								
Benzene	**3380**	ug/L	100	69.0	200		06/16/22 04:34	71-43-2	
Bromobenzene	ND	ug/L	100	58.0	200		06/16/22 04:34	108-86-1	
Bromochloromethane	ND	ug/L	100	93.6	200		06/16/22 04:34	74-97-5	
Bromodichloromethane	ND	ug/L	100	61.4	200		06/16/22 04:34	75-27-4	
Bromoform	ND	ug/L	100	68.2	200		06/16/22 04:34	75-25-2	
Bromomethane	ND	ug/L	1000	332	200		06/16/22 04:34	74-83-9	
n-Butylbenzene	ND	ug/L	100	98.0	200		06/16/22 04:34	104-51-8	
sec-Butylbenzene	ND	ug/L	100	80.0	200		06/16/22 04:34	135-98-8	
tert-Butylbenzene	ND	ug/L	100	64.6	200		06/16/22 04:34	98-06-6	
Carbon tetrachloride	ND	ug/L	100	66.6	200		06/16/22 04:34	56-23-5	
Chlorobenzene	ND	ug/L	100	56.8	200		06/16/22 04:34	108-90-7	
Chloroethane	ND	ug/L	200	130	200		06/16/22 04:34	75-00-3	
Chloroform	ND	ug/L	100	86.0	200		06/16/22 04:34	67-66-3	
Chloromethane	ND	ug/L	200	108	200		06/16/22 04:34	74-87-3	
2-Chlorotoluene	ND	ug/L	100	64.2	200		06/16/22 04:34	95-49-8	
4-Chlorotoluene	ND	ug/L	100	64.8	200		06/16/22 04:34	106-43-4	
1,2-Dibromo-3-chloropropane	ND	ug/L	200	68.0	200		06/16/22 04:34	96-12-8	
Dibromochloromethane	ND	ug/L	100	71.8	200		06/16/22 04:34	124-48-1	
1,2-Dibromoethane (EDB)	ND	ug/L	100	54.4	200		06/16/22 04:34	106-93-4	
Dibromomethane	ND	ug/L	100	78.8	200		06/16/22 04:34	74-95-3	
1,2-Dichlorobenzene	ND	ug/L	100	67.8	200		06/16/22 04:34	95-50-1	
1,3-Dichlorobenzene	ND	ug/L	100	68.0	200		06/16/22 04:34	541-73-1	
1,4-Dichlorobenzene	ND	ug/L	100	66.6	200		06/16/22 04:34	106-46-7	
Dichlorodifluoromethane	ND	ug/L	100	69.2	200		06/16/22 04:34	75-71-8	
1,1-Dichloroethane	ND	ug/L	100	73.4	200		06/16/22 04:34	75-34-3	
1,2-Dichloroethane	ND	ug/L	100	64.4	200		06/16/22 04:34	107-06-2	
1,1-Dichloroethene	ND	ug/L	100	69.6	200		06/16/22 04:34	75-35-4	
cis-1,2-Dichloroethene	ND	ug/L	100	76.8	200		06/16/22 04:34	156-59-2	
trans-1,2-Dichloroethene	ND	ug/L	100	79.2	200		06/16/22 04:34	156-60-5	
1,2-Dichloropropane	ND	ug/L	100	71.0	200		06/16/22 04:34	78-87-5	
1,3-Dichloropropane	ND	ug/L	100	56.8	200		06/16/22 04:34	142-28-9	
2,2-Dichloropropane	ND	ug/L	100	77.6	200		06/16/22 04:34	594-20-7	M1
1,1-Dichloropropene	ND	ug/L	100	85.4	200		06/16/22 04:34	563-58-6	
cis-1,3-Dichloropropene	ND	ug/L	100	73.0	200		06/16/22 04:34	10061-01-5	
trans-1,3-Dichloropropene	ND	ug/L	100	72.6	200		06/16/22 04:34	10061-02-6	
Diisopropyl ether	**264**	ug/L	100	61.6	200		06/16/22 04:34	108-20-3	
Ethylbenzene	**1770**	ug/L	100	60.8	200		06/16/22 04:34	100-41-4	
Hexachloro-1,3-butadiene	ND	ug/L	400	306	200		06/16/22 04:34	87-68-3	
Isopropylbenzene (Cumene)	**71.6J**	ug/L	100	66.6	200		06/16/22 04:34	98-82-8	
Methylene Chloride	ND	ug/L	400	390	200		06/16/22 04:34	75-09-2	
Methyl-tert-butyl ether	ND	ug/L	100	84.4	200		06/16/22 04:34	1634-04-4	
Naphthalene	**473**	ug/L	400	129	200		06/16/22 04:34	91-20-3	
n-Propylbenzene	**137**	ug/L	100	68.0	200		06/16/22 04:34	103-65-1	
Styrene	**107**	ug/L	100	58.4	200		06/16/22 04:34	100-42-5	

REPORT OF LABORATORY ANALYSIS

This report shall not be reproduced, except in full,
without the written consent of Pace Analytical Services, LLC.

Pace Analytical Services, LLC
9800 Kincey Ave. Suite 100
Huntersville, NC 28078
(704)875-9092

ANALYTICAL RESULTS

Project: 2020-L1-SR-2448 INCIDENT
Pace Project No.: 92609283

Sample: FRAC-TANK-ZONE-2 06132022 **Lab ID: 92609283002** Collected: 06/13/22 09:25 Received: 06/13/22 10:25 Matrix: Water

Parameters	Results	Units	Report Limit	MDL	DF	Prepared	Analyzed	CAS No.	Qual
6200B MSV	Analytical Method: SM 6200B Pace Analytical Services - Charlotte								
1,1,1,2-Tetrachloroethane	ND	ug/L	100	62.2	200		06/16/22 04:34	630-20-6	
1,1,2,2-Tetrachloroethane	ND	ug/L	100	45.0	200		06/16/22 04:34	79-34-5	
Tetrachloroethene	ND	ug/L	100	58.4	200		06/16/22 04:34	127-18-4	
Toluene	**23700**	ug/L	100	97.0	200		06/16/22 04:34	108-88-3	M1
1,2,3-Trichlorobenzene	ND	ug/L	400	161	200		06/16/22 04:34	87-61-6	
1,2,4-Trichlorobenzene	ND	ug/L	400	128	200		06/16/22 04:34	120-82-1	
1,1,1-Trichloroethane	ND	ug/L	100	66.4	200		06/16/22 04:34	71-55-6	
1,1,2-Trichloroethane	ND	ug/L	100	65.0	200		06/16/22 04:34	79-00-5	
Trichloroethene	ND	ug/L	100	76.6	200		06/16/22 04:34	79-01-6	
Trichlorofluoromethane	ND	ug/L	200	59.6	200		06/16/22 04:34	75-69-4	
1,2,3-Trichloropropane	ND	ug/L	100	52.2	200		06/16/22 04:34	96-18-4	
1,2,4-Trimethylbenzene	**1450**	ug/L	100	99.0	200		06/16/22 04:34	95-63-6	
1,3,5-Trimethylbenzene	**352**	ug/L	100	66.4	200		06/16/22 04:34	108-67-8	
Vinyl chloride	ND	ug/L	200	77.2	200		06/16/22 04:34	75-01-4	
m&p-Xylene	**8640**	ug/L	200	142	200		06/16/22 04:34	179601-23-1	
o-Xylene	**4530**	ug/L	100	67.6	200		06/16/22 04:34	95-47-6	
Surrogates									
1,2-Dichloroethane-d4 (S)	73	%	70-130		200		06/16/22 04:34	17060-07-0	
4-Bromofluorobenzene (S)	95	%	70-130		200		06/16/22 04:34	460-00-4	
Toluene-d8 (S)	97	%	70-130		200		06/16/22 04:34	2037-26-5	

REPORT OF LABORATORY ANALYSIS

This report shall not be reproduced, except in full,
without the written consent of Pace Analytical Services, LLC.

Pace Analytical Services, LLC
9800 Kincey Ave. Suite 100
Huntersville, NC 28078
(704)875-9092

ANALYTICAL RESULTS

Project: 2020-L1-SR-2448 INCIDENT
Pace Project No.: 92609283

Sample: FRAC-TANK-ZONE-3 06132022 **Lab ID: 92609283003** Collected: 06/13/22 08:25 Received: 06/13/22 10:25 Matrix: Water

Parameters	Results	Units	Report Limit	MDL	DF	Prepared	Analyzed	CAS No.	Qual
6200B MSV	Analytical Method: SM 6200B Pace Analytical Services - Charlotte								
Benzene	**13200**	ug/L	125	86.2	250		06/14/22 19:27	71-43-2	
Bromobenzene	ND	ug/L	125	72.5	250		06/14/22 19:27	108-86-1	
Bromochloromethane	ND	ug/L	125	117	250		06/14/22 19:27	74-97-5	
Bromodichloromethane	ND	ug/L	125	76.8	250		06/14/22 19:27	75-27-4	
Bromoform	ND	ug/L	125	85.2	250		06/14/22 19:27	75-25-2	
Bromomethane	ND	ug/L	1250	415	250		06/14/22 19:27	74-83-9	
n-Butylbenzene	ND	ug/L	125	122	250		06/14/22 19:27	104-51-8	
sec-Butylbenzene	ND	ug/L	125	100	250		06/14/22 19:27	135-98-8	
tert-Butylbenzene	ND	ug/L	125	80.8	250		06/14/22 19:27	98-06-6	
Carbon tetrachloride	ND	ug/L	125	83.2	250		06/14/22 19:27	56-23-5	
Chlorobenzene	ND	ug/L	125	71.0	250		06/14/22 19:27	108-90-7	
Chloroethane	ND	ug/L	250	162	250		06/14/22 19:27	75-00-3	
Chloroform	ND	ug/L	125	108	250		06/14/22 19:27	67-66-3	
Chloromethane	ND	ug/L	250	135	250		06/14/22 19:27	74-87-3	
2-Chlorotoluene	ND	ug/L	125	80.2	250		06/14/22 19:27	95-49-8	
4-Chlorotoluene	ND	ug/L	125	81.0	250		06/14/22 19:27	106-43-4	
1,2-Dibromo-3-chloropropane	ND	ug/L	250	85.0	250		06/14/22 19:27	96-12-8	
Dibromochloromethane	ND	ug/L	125	89.8	250		06/14/22 19:27	124-48-1	
1,2-Dibromoethane (EDB)	ND	ug/L	125	68.0	250		06/14/22 19:27	106-93-4	
Dibromomethane	ND	ug/L	125	98.5	250		06/14/22 19:27	74-95-3	
1,2-Dichlorobenzene	ND	ug/L	125	84.8	250		06/14/22 19:27	95-50-1	
1,3-Dichlorobenzene	ND	ug/L	125	85.0	250		06/14/22 19:27	541-73-1	
1,4-Dichlorobenzene	ND	ug/L	125	83.2	250		06/14/22 19:27	106-46-7	
Dichlorodifluoromethane	ND	ug/L	125	86.5	250		06/14/22 19:27	75-71-8	
1,1-Dichloroethane	ND	ug/L	125	91.8	250		06/14/22 19:27	75-34-3	
1,2-Dichloroethane	ND	ug/L	125	80.5	250		06/14/22 19:27	107-06-2	
1,1-Dichloroethene	ND	ug/L	125	87.0	250		06/14/22 19:27	75-35-4	
cis-1,2-Dichloroethene	ND	ug/L	125	96.0	250		06/14/22 19:27	156-59-2	
trans-1,2-Dichloroethene	ND	ug/L	125	99.0	250		06/14/22 19:27	156-60-5	
1,2-Dichloropropane	ND	ug/L	125	88.8	250		06/14/22 19:27	78-87-5	
1,3-Dichloropropane	ND	ug/L	125	71.0	250		06/14/22 19:27	142-28-9	
2,2-Dichloropropane	ND	ug/L	125	97.0	250		06/14/22 19:27	594-20-7	
1,1-Dichloropropene	ND	ug/L	125	107	250		06/14/22 19:27	563-58-6	
cis-1,3-Dichloropropene	ND	ug/L	125	91.2	250		06/14/22 19:27	10061-01-5	
trans-1,3-Dichloropropene	ND	ug/L	125	90.8	250		06/14/22 19:27	10061-02-6	
Diisopropyl ether	**2020**	ug/L	125	77.0	250		06/14/22 19:27	108-20-3	
Ethylbenzene	**4250**	ug/L	125	76.0	250		06/14/22 19:27	100-41-4	
Hexachloro-1,3-butadiene	ND	ug/L	500	382	250		06/14/22 19:27	87-68-3	
Isopropylbenzene (Cumene)	**257**	ug/L	125	83.2	250		06/14/22 19:27	98-82-8	
Methylene Chloride	ND	ug/L	500	488	250		06/14/22 19:27	75-09-2	
Methyl-tert-butyl ether	**511**	ug/L	125	106	250		06/14/22 19:27	1634-04-4	
Naphthalene	**2570**	ug/L	500	161	250		06/14/22 19:27	91-20-3	
n-Propylbenzene	**906**	ug/L	125	85.0	250		06/14/22 19:27	103-65-1	
Styrene	**133**	ug/L	125	73.0	250		06/14/22 19:27	100-42-5	

REPORT OF LABORATORY ANALYSIS

This report shall not be reproduced, except in full,
without the written consent of Pace Analytical Services, LLC.

Pace Analytical Services, LLC
9800 Kincey Ave. Suite 100
Huntersville, NC 28078
(704)875-9092

ANALYTICAL RESULTS

Project: 2020-L1-SR-2448 INCIDENT
Pace Project No.: 92609283

Sample: FRAC-TANK-ZONE-3 06132022 **Lab ID: 92609283003** Collected: 06/13/22 08:25 Received: 06/13/22 10:25 Matrix: Water

Parameters	Results	Units	Report Limit	MDL	DF	Prepared	Analyzed	CAS No.	Qual
6200B MSV	Analytical Method: SM 6200B Pace Analytical Services - Charlotte								
1,1,1,2-Tetrachloroethane	ND	ug/L	125	77.8	250		06/14/22 19:27	630-20-6	
1,1,2,2-Tetrachloroethane	ND	ug/L	125	56.2	250		06/14/22 19:27	79-34-5	
Tetrachloroethene	ND	ug/L	125	73.0	250		06/14/22 19:27	127-18-4	
Toluene	**38400**	ug/L	125	121	250		06/14/22 19:27	108-88-3	
1,2,3-Trichlorobenzene	ND	ug/L	500	202	250		06/14/22 19:27	87-61-6	
1,2,4-Trichlorobenzene	ND	ug/L	500	160	250		06/14/22 19:27	120-82-1	
1,1,1-Trichloroethane	ND	ug/L	125	83.0	250		06/14/22 19:27	71-55-6	
1,1,2-Trichloroethane	ND	ug/L	125	81.2	250		06/14/22 19:27	79-00-5	
Trichloroethene	ND	ug/L	125	95.8	250		06/14/22 19:27	79-01-6	
Trichlorofluoromethane	ND	ug/L	250	74.5	250		06/14/22 19:27	75-69-4	
1,2,3-Trichloropropane	ND	ug/L	125	65.2	250		06/14/22 19:27	96-18-4	
1,2,4-Trimethylbenzene	**9110**	ug/L	125	124	250		06/14/22 19:27	95-63-6	
1,3,5-Trimethylbenzene	**2100**	ug/L	125	83.0	250		06/14/22 19:27	108-67-8	
Vinyl chloride	ND	ug/L	250	96.5	250		06/14/22 19:27	75-01-4	
m&p-Xylene	**17400**	ug/L	250	177	250		06/14/22 19:27	179601-23-1	
o-Xylene	**8730**	ug/L	125	84.5	250		06/14/22 19:27	95-47-6	
Surrogates									
1,2-Dichloroethane-d4 (S)	84	%	70-130		250		06/14/22 19:27	17060-07-0	
4-Bromofluorobenzene (S)	95	%	70-130		250		06/14/22 19:27	460-00-4	
Toluene-d8 (S)	97	%	70-130		250		06/14/22 19:27	2037-26-5	

REPORT OF LABORATORY ANALYSIS

This report shall not be reproduced, except in full,
without the written consent of Pace Analytical Services, LLC.

Pace Analytical Services, LLC
9800 Kincey Ave. Suite 100
Huntersville, NC 28078
(704)875-9092

ANALYTICAL RESULTS

Project: 2020-L1-SR-2448 INCIDENT
Pace Project No.: 92609283

Sample: TRIP BLANK **Lab ID: 92609283004** Collected: 06/13/22 00:00 Received: 06/13/22 10:25 Matrix: Water

Parameters	Results	Units	Report Limit	MDL	DF	Prepared	Analyzed	CAS No.	Qual
6200B MSV	Analytical Method: SM 6200B Pace Analytical Services - Charlotte								
Benzene	ND	ug/L	0.50	0.34	1		06/14/22 13:46	71-43-2	
Bromobenzene	ND	ug/L	0.50	0.29	1		06/14/22 13:46	108-86-1	
Bromochloromethane	ND	ug/L	0.50	0.47	1		06/14/22 13:46	74-97-5	
Bromodichloromethane	ND	ug/L	0.50	0.31	1		06/14/22 13:46	75-27-4	
Bromoform	ND	ug/L	0.50	0.34	1		06/14/22 13:46	75-25-2	
Bromomethane	ND	ug/L	5.0	1.7	1		06/14/22 13:46	74-83-9	
n-Butylbenzene	ND	ug/L	0.50	0.49	1		06/14/22 13:46	104-51-8	
sec-Butylbenzene	ND	ug/L	0.50	0.40	1		06/14/22 13:46	135-98-8	
tert-Butylbenzene	ND	ug/L	0.50	0.32	1		06/14/22 13:46	98-06-6	
Carbon tetrachloride	ND	ug/L	0.50	0.33	1		06/14/22 13:46	56-23-5	
Chlorobenzene	ND	ug/L	0.50	0.28	1		06/14/22 13:46	108-90-7	
Chloroethane	ND	ug/L	1.0	0.65	1		06/14/22 13:46	75-00-3	
Chloroform	ND	ug/L	0.50	0.43	1		06/14/22 13:46	67-66-3	
Chloromethane	ND	ug/L	1.0	0.54	1		06/14/22 13:46	74-87-3	
2-Chlorotoluene	ND	ug/L	0.50	0.32	1		06/14/22 13:46	95-49-8	
4-Chlorotoluene	ND	ug/L	0.50	0.32	1		06/14/22 13:46	106-43-4	
1,2-Dibromo-3-chloropropane	ND	ug/L	1.0	0.34	1		06/14/22 13:46	96-12-8	
Dibromochloromethane	ND	ug/L	0.50	0.36	1		06/14/22 13:46	124-48-1	
1,2-Dibromoethane (EDB)	ND	ug/L	0.50	0.27	1		06/14/22 13:46	106-93-4	
Dibromomethane	ND	ug/L	0.50	0.39	1		06/14/22 13:46	74-95-3	
1,2-Dichlorobenzene	ND	ug/L	0.50	0.34	1		06/14/22 13:46	95-50-1	
1,3-Dichlorobenzene	ND	ug/L	0.50	0.34	1		06/14/22 13:46	541-73-1	
1,4-Dichlorobenzene	ND	ug/L	0.50	0.33	1		06/14/22 13:46	106-46-7	
Dichlorodifluoromethane	ND	ug/L	0.50	0.35	1		06/14/22 13:46	75-71-8	
1,1-Dichloroethane	ND	ug/L	0.50	0.37	1		06/14/22 13:46	75-34-3	
1,2-Dichloroethane	ND	ug/L	0.50	0.32	1		06/14/22 13:46	107-06-2	
1,1-Dichloroethene	ND	ug/L	0.50	0.35	1		06/14/22 13:46	75-35-4	
cis-1,2-Dichloroethene	ND	ug/L	0.50	0.38	1		06/14/22 13:46	156-59-2	
trans-1,2-Dichloroethene	ND	ug/L	0.50	0.40	1		06/14/22 13:46	156-60-5	
1,2-Dichloropropane	ND	ug/L	0.50	0.36	1		06/14/22 13:46	78-87-5	
1,3-Dichloropropane	ND	ug/L	0.50	0.28	1		06/14/22 13:46	142-28-9	
2,2-Dichloropropane	ND	ug/L	0.50	0.39	1		06/14/22 13:46	594-20-7	
1,1-Dichloropropene	ND	ug/L	0.50	0.43	1		06/14/22 13:46	563-58-6	
cis-1,3-Dichloropropene	ND	ug/L	0.50	0.36	1		06/14/22 13:46	10061-01-5	
trans-1,3-Dichloropropene	ND	ug/L	0.50	0.36	1		06/14/22 13:46	10061-02-6	
Diisopropyl ether	ND	ug/L	0.50	0.31	1		06/14/22 13:46	108-20-3	
Ethylbenzene	ND	ug/L	0.50	0.30	1		06/14/22 13:46	100-41-4	
Hexachloro-1,3-butadiene	ND	ug/L	2.0	1.5	1		06/14/22 13:46	87-68-3	
Isopropylbenzene (Cumene)	ND	ug/L	0.50	0.33	1		06/14/22 13:46	98-82-8	
Methylene Chloride	ND	ug/L	2.0	2.0	1		06/14/22 13:46	75-09-2	
Methyl-tert-butyl ether	ND	ug/L	0.50	0.42	1		06/14/22 13:46	1634-04-4	
Naphthalene	ND	ug/L	2.0	0.64	1		06/14/22 13:46	91-20-3	
n-Propylbenzene	ND	ug/L	0.50	0.34	1		06/14/22 13:46	103-65-1	
Styrene	ND	ug/L	0.50	0.29	1		06/14/22 13:46	100-42-5	
1,1,1,2-Tetrachloroethane	ND	ug/L	0.50	0.31	1		06/14/22 13:46	630-20-6	

REPORT OF LABORATORY ANALYSIS

This report shall not be reproduced, except in full,
without the written consent of Pace Analytical Services, LLC.

Pace Analytical Services, LLC
9800 Kincey Ave. Suite 100
Huntersville, NC 28078
(704)875-9092

ANALYTICAL RESULTS

Project: 2020-L1-SR-2448 INCIDENT
Pace Project No.: 92609283

Sample: TRIP BLANK **Lab ID: 92609283004** Collected: 06/13/22 00:00 Received: 06/13/22 10:25 Matrix: Water

Parameters	Results	Units	Report Limit	MDL	DF	Prepared	Analyzed	CAS No.	Qual
6200B MSV	Analytical Method: SM 6200B Pace Analytical Services - Charlotte								
1,1,2,2-Tetrachloroethane	ND	ug/L	0.50	0.22	1		06/14/22 13:46	79-34-5	
Tetrachloroethene	ND	ug/L	0.50	0.29	1		06/14/22 13:46	127-18-4	
Toluene	ND	ug/L	0.50	0.48	1		06/14/22 13:46	108-88-3	
1,2,3-Trichlorobenzene	ND	ug/L	2.0	0.81	1		06/14/22 13:46	87-61-6	
1,2,4-Trichlorobenzene	ND	ug/L	2.0	0.64	1		06/14/22 13:46	120-82-1	
1,1,1-Trichloroethane	ND	ug/L	0.50	0.33	1		06/14/22 13:46	71-55-6	
1,1,2-Trichloroethane	ND	ug/L	0.50	0.32	1		06/14/22 13:46	79-00-5	
Trichloroethene	ND	ug/L	0.50	0.38	1		06/14/22 13:46	79-01-6	
Trichlorofluoromethane	ND	ug/L	1.0	0.30	1		06/14/22 13:46	75-69-4	
1,2,3-Trichloropropane	ND	ug/L	0.50	0.26	1		06/14/22 13:46	96-18-4	
1,2,4-Trimethylbenzene	ND	ug/L	0.50	0.50	1		06/14/22 13:46	95-63-6	
1,3,5-Trimethylbenzene	ND	ug/L	0.50	0.33	1		06/14/22 13:46	108-67-8	
Vinyl chloride	ND	ug/L	1.0	0.39	1		06/14/22 13:46	75-01-4	
m&p-Xylene	ND	ug/L	1.0	0.71	1		06/14/22 13:46	179601-23-1	
o-Xylene	ND	ug/L	0.50	0.34	1		06/14/22 13:46	95-47-6	
Surrogates									
1,2-Dichloroethane-d4 (S)	105	%	70-130		1		06/14/22 13:46	17060-07-0	
4-Bromofluorobenzene (S)	98	%	70-130		1		06/14/22 13:46	460-00-4	
Toluene-d8 (S)	110	%	70-130		1		06/14/22 13:46	2037-26-5	

REPORT OF LABORATORY ANALYSIS

This report shall not be reproduced, except in full,
without the written consent of Pace Analytical Services, LLC.

Pace Analytical Services, LLC
9800 Kincey Ave. Suite 100
Huntersville, NC 28078
(704)875-9092

ANALYTICAL RESULTS

Project: 2020-L1-SR-2448 INCIDENT
Pace Project No.: 92609283

Sample: DUP-01-06132022 **Lab ID: 92609283005** Collected: 06/13/22 00:00 Received: 06/13/22 10:25 Matrix: Water

Parameters	Results	Units	Report Limit	MDL	DF	Prepared	Analyzed	CAS No.	Qual
6200B MSV	Analytical Method: SM 6200B Pace Analytical Services - Charlotte								
Benzene	**12500**	ug/L	125	86.2	250		06/14/22 19:45	71-43-2	
Bromobenzene	ND	ug/L	125	72.5	250		06/14/22 19:45	108-86-1	
Bromochloromethane	ND	ug/L	125	117	250		06/14/22 19:45	74-97-5	
Bromodichloromethane	ND	ug/L	125	76.8	250		06/14/22 19:45	75-27-4	
Bromoform	ND	ug/L	125	85.2	250		06/14/22 19:45	75-25-2	
Bromomethane	ND	ug/L	1250	415	250		06/14/22 19:45	74-83-9	
n-Butylbenzene	ND	ug/L	125	122	250		06/14/22 19:45	104-51-8	
sec-Butylbenzene	ND	ug/L	125	100	250		06/14/22 19:45	135-98-8	
tert-Butylbenzene	ND	ug/L	125	80.8	250		06/14/22 19:45	98-06-6	
Carbon tetrachloride	ND	ug/L	125	83.2	250		06/14/22 19:45	56-23-5	
Chlorobenzene	ND	ug/L	125	71.0	250		06/14/22 19:45	108-90-7	
Chloroethane	ND	ug/L	250	162	250		06/14/22 19:45	75-00-3	
Chloroform	ND	ug/L	125	108	250		06/14/22 19:45	67-66-3	
Chloromethane	ND	ug/L	250	135	250		06/14/22 19:45	74-87-3	
2-Chlorotoluene	ND	ug/L	125	80.2	250		06/14/22 19:45	95-49-8	
4-Chlorotoluene	ND	ug/L	125	81.0	250		06/14/22 19:45	106-43-4	
1,2-Dibromo-3-chloropropane	ND	ug/L	250	85.0	250		06/14/22 19:45	96-12-8	
Dibromochloromethane	ND	ug/L	125	89.8	250		06/14/22 19:45	124-48-1	
1,2-Dibromoethane (EDB)	ND	ug/L	125	68.0	250		06/14/22 19:45	106-93-4	
Dibromomethane	ND	ug/L	125	98.5	250		06/14/22 19:45	74-95-3	
1,2-Dichlorobenzene	ND	ug/L	125	84.8	250		06/14/22 19:45	95-50-1	
1,3-Dichlorobenzene	ND	ug/L	125	85.0	250		06/14/22 19:45	541-73-1	
1,4-Dichlorobenzene	ND	ug/L	125	83.2	250		06/14/22 19:45	106-46-7	
Dichlorodifluoromethane	ND	ug/L	125	86.5	250		06/14/22 19:45	75-71-8	
1,1-Dichloroethane	ND	ug/L	125	91.8	250		06/14/22 19:45	75-34-3	
1,2-Dichloroethane	ND	ug/L	125	80.5	250		06/14/22 19:45	107-06-2	
1,1-Dichloroethene	ND	ug/L	125	87.0	250		06/14/22 19:45	75-35-4	
cis-1,2-Dichloroethene	ND	ug/L	125	96.0	250		06/14/22 19:45	156-59-2	
trans-1,2-Dichloroethene	ND	ug/L	125	99.0	250		06/14/22 19:45	156-60-5	
1,2-Dichloropropane	ND	ug/L	125	88.8	250		06/14/22 19:45	78-87-5	
1,3-Dichloropropane	ND	ug/L	125	71.0	250		06/14/22 19:45	142-28-9	
2,2-Dichloropropane	ND	ug/L	125	97.0	250		06/14/22 19:45	594-20-7	
1,1-Dichloropropene	ND	ug/L	125	107	250		06/14/22 19:45	563-58-6	
cis-1,3-Dichloropropene	ND	ug/L	125	91.2	250		06/14/22 19:45	10061-01-5	
trans-1,3-Dichloropropene	ND	ug/L	125	90.8	250		06/14/22 19:45	10061-02-6	
Diisopropyl ether	**1830**	ug/L	125	77.0	250		06/14/22 19:45	108-20-3	
Ethylbenzene	**2310**	ug/L	125	76.0	250		06/14/22 19:45	100-41-4	
Hexachloro-1,3-butadiene	ND	ug/L	500	382	250		06/14/22 19:45	87-68-3	
Isopropylbenzene (Cumene)	ND	ug/L	125	83.2	250		06/14/22 19:45	98-82-8	
Methylene Chloride	ND	ug/L	500	488	250		06/14/22 19:45	75-09-2	
Methyl-tert-butyl ether	**363**	ug/L	125	106	250		06/14/22 19:45	1634-04-4	
Naphthalene	**498J**	ug/L	500	161	250		06/14/22 19:45	91-20-3	
n-Propylbenzene	**221**	ug/L	125	85.0	250		06/14/22 19:45	103-65-1	
Styrene	**117J**	ug/L	125	73.0	250		06/14/22 19:45	100-42-5	
1,1,1,2-Tetrachloroethane	ND	ug/L	125	77.8	250		06/14/22 19:45	630-20-6	

REPORT OF LABORATORY ANALYSIS

This report shall not be reproduced, except in full,
without the written consent of Pace Analytical Services, LLC.

Pace Analytical Services, LLC
9800 Kincey Ave. Suite 100
Huntersville, NC 28078
(704)875-9092

ANALYTICAL RESULTS

Project: 2020-L1-SR-2448 INCIDENT
Pace Project No.: 92609283

Sample: DUP-01-06132022 **Lab ID: 92609283005** Collected: 06/13/22 00:00 Received: 06/13/22 10:25 Matrix: Water

Parameters	Results	Units	Report Limit	MDL	DF	Prepared	Analyzed	CAS No.	Qual
6200B MSV	Analytical Method: SM 6200B Pace Analytical Services - Charlotte								
1,1,2,2-Tetrachloroethane	ND	ug/L	125	56.2	250		06/14/22 19:45	79-34-5	
Tetrachloroethene	ND	ug/L	125	73.0	250		06/14/22 19:45	127-18-4	
Toluene	**32400**	ug/L	125	121	250		06/14/22 19:45	108-88-3	
1,2,3-Trichlorobenzene	ND	ug/L	500	202	250		06/14/22 19:45	87-61-6	
1,2,4-Trichlorobenzene	ND	ug/L	500	160	250		06/14/22 19:45	120-82-1	
1,1,1-Trichloroethane	ND	ug/L	125	83.0	250		06/14/22 19:45	71-55-6	
1,1,2-Trichloroethane	ND	ug/L	125	81.2	250		06/14/22 19:45	79-00-5	
Trichloroethene	ND	ug/L	125	95.8	250		06/14/22 19:45	79-01-6	
Trichlorofluoromethane	ND	ug/L	250	74.5	250		06/14/22 19:45	75-69-4	
1,2,3-Trichloropropane	ND	ug/L	125	65.2	250		06/14/22 19:45	96-18-4	
1,2,4-Trimethylbenzene	**1710**	ug/L	125	124	250		06/14/22 19:45	95-63-6	
1,3,5-Trimethylbenzene	**407**	ug/L	125	83.0	250		06/14/22 19:45	108-67-8	
Vinyl chloride	ND	ug/L	250	96.5	250		06/14/22 19:45	75-01-4	
m&p-Xylene	**9170**	ug/L	250	177	250		06/14/22 19:45	179601-23-1	
o-Xylene	**4340**	ug/L	125	84.5	250		06/14/22 19:45	95-47-6	
Surrogates									
1,2-Dichloroethane-d4 (S)	84	%	70-130		250		06/14/22 19:45	17060-07-0	
4-Bromofluorobenzene (S)	95	%	70-130		250		06/14/22 19:45	460-00-4	
Toluene-d8 (S)	97	%	70-130		250		06/14/22 19:45	2037-26-5	

REPORT OF LABORATORY ANALYSIS

This report shall not be reproduced, except in full,
without the written consent of Pace Analytical Services, LLC.

Pace Analytical Services, LLC
9800 Kincey Ave. Suite 100
Huntersville, NC 28078
(704)875-9092

QUALITY CONTROL DATA

Project: 2020-L1-SR-2448 INCIDENT
Pace Project No.: 92609283

QC Batch: 704326 | Analysis Method: SM 6200B
QC Batch Method: SM 6200B | Analysis Description: 6200B MSV
Laboratory: Pace Analytical Services - Charlotte
Associated Lab Samples: 92609283001, 92609283003, 92609283004, 92609283005

METHOD BLANK: 3675242 Matrix: Water
Associated Lab Samples: 92609283001, 92609283003, 92609283004, 92609283005

Parameter	Units	Blank Result	Reporting Limit	MDL	Analyzed	Qualifiers
1,1,1,2-Tetrachloroethane	ug/L	ND	0.50	0.31	06/14/22 11:59	
1,1,1-Trichloroethane	ug/L	ND	0.50	0.33	06/14/22 11:59	
1,1,2,2-Tetrachloroethane	ug/L	ND	0.50	0.22	06/14/22 11:59	
1,1,2-Trichloroethane	ug/L	ND	0.50	0.32	06/14/22 11:59	
1,1-Dichloroethane	ug/L	ND	0.50	0.37	06/14/22 11:59	
1,1-Dichloroethene	ug/L	ND	0.50	0.35	06/14/22 11:59	
1,1-Dichloropropene	ug/L	ND	0.50	0.43	06/14/22 11:59	
1,2,3-Trichlorobenzene	ug/L	ND	2.0	0.81	06/14/22 11:59	
1,2,3-Trichloropropane	ug/L	ND	0.50	0.26	06/14/22 11:59	
1,2,4-Trichlorobenzene	ug/L	ND	2.0	0.64	06/14/22 11:59	
1,2,4-Trimethylbenzene	ug/L	ND	0.50	0.50	06/14/22 11:59	
1,2-Dibromo-3-chloropropane	ug/L	ND	1.0	0.34	06/14/22 11:59	
1,2-Dibromoethane (EDB)	ug/L	ND	0.50	0.27	06/14/22 11:59	
1,2-Dichlorobenzene	ug/L	ND	0.50	0.34	06/14/22 11:59	
1,2-Dichloroethane	ug/L	ND	0.50	0.32	06/14/22 11:59	
1,2-Dichloropropane	ug/L	ND	0.50	0.36	06/14/22 11:59	
1,3,5-Trimethylbenzene	ug/L	ND	0.50	0.33	06/14/22 11:59	
1,3-Dichlorobenzene	ug/L	ND	0.50	0.34	06/14/22 11:59	
1,3-Dichloropropane	ug/L	ND	0.50	0.28	06/14/22 11:59	
1,4-Dichlorobenzene	ug/L	ND	0.50	0.33	06/14/22 11:59	
2,2-Dichloropropane	ug/L	ND	0.50	0.39	06/14/22 11:59	
2-Chlorotoluene	ug/L	ND	0.50	0.32	06/14/22 11:59	
4-Chlorotoluene	ug/L	ND	0.50	0.32	06/14/22 11:59	
Benzene	ug/L	ND	0.50	0.34	06/14/22 11:59	
Bromobenzene	ug/L	ND	0.50	0.29	06/14/22 11:59	
Bromochloromethane	ug/L	ND	0.50	0.47	06/14/22 11:59	
Bromodichloromethane	ug/L	ND	0.50	0.31	06/14/22 11:59	
Bromoform	ug/L	ND	0.50	0.34	06/14/22 11:59	
Bromomethane	ug/L	ND	5.0	1.7	06/14/22 11:59	
Carbon tetrachloride	ug/L	ND	0.50	0.33	06/14/22 11:59	
Chlorobenzene	ug/L	ND	0.50	0.28	06/14/22 11:59	
Chloroethane	ug/L	ND	1.0	0.65	06/14/22 11:59	
Chloroform	ug/L	ND	0.50	0.43	06/14/22 11:59	
Chloromethane	ug/L	ND	1.0	0.54	06/14/22 11:59	
cis-1,2-Dichloroethene	ug/L	ND	0.50	0.38	06/14/22 11:59	
cis-1,3-Dichloropropene	ug/L	ND	0.50	0.36	06/14/22 11:59	
Dibromochloromethane	ug/L	ND	0.50	0.36	06/14/22 11:59	
Dibromomethane	ug/L	ND	0.50	0.39	06/14/22 11:59	
Dichlorodifluoromethane	ug/L	ND	0.50	0.35	06/14/22 11:59	
Diisopropyl ether	ug/L	ND	0.50	0.31	06/14/22 11:59	

Results presented on this page are in the units indicated by the "Units" column except where an alternate unit is presented to the right of the result.

REPORT OF LABORATORY ANALYSIS

This report shall not be reproduced, except in full,
without the written consent of Pace Analytical Services, LLC.

Pace Analytical Services, LLC
9800 Kincey Ave. Suite 100
Huntersville, NC 28078
(704)875-9092

QUALITY CONTROL DATA

Project: 2020-L1-SR-2448 INCIDENT
Pace Project No.: 92609283

METHOD BLANK: 3675242 Matrix: Water
Associated Lab Samples: 92609283001, 92609283003, 92609283004, 92609283005

Parameter	Units	Blank Result	Reporting Limit	MDL	Analyzed	Qualifiers
Ethylbenzene	ug/L	ND	0.50	0.30	06/14/22 11:59	
Hexachloro-1,3-butadiene	ug/L	ND	2.0	1.5	06/14/22 11:59	
Isopropylbenzene (Cumene)	ug/L	ND	0.50	0.33	06/14/22 11:59	
m&p-Xylene	ug/L	ND	1.0	0.71	06/14/22 11:59	
Methyl-tert-butyl ether	ug/L	ND	0.50	0.42	06/14/22 11:59	
Methylene Chloride	ug/L	ND	2.0	2.0	06/14/22 11:59	
n-Butylbenzene	ug/L	ND	0.50	0.49	06/14/22 11:59	
n-Propylbenzene	ug/L	ND	0.50	0.34	06/14/22 11:59	
Naphthalene	ug/L	ND	2.0	0.64	06/14/22 11:59	
o-Xylene	ug/L	ND	0.50	0.34	06/14/22 11:59	
sec-Butylbenzene	ug/L	ND	0.50	0.40	06/14/22 11:59	
Styrene	ug/L	ND	0.50	0.29	06/14/22 11:59	
tert-Butylbenzene	ug/L	ND	0.50	0.32	06/14/22 11:59	
Tetrachloroethene	ug/L	ND	0.50	0.29	06/14/22 11:59	
Toluene	ug/L	ND	0.50	0.48	06/14/22 11:59	
trans-1,2-Dichloroethene	ug/L	ND	0.50	0.40	06/14/22 11:59	
trans-1,3-Dichloropropene	ug/L	ND	0.50	0.36	06/14/22 11:59	
Trichloroethene	ug/L	ND	0.50	0.38	06/14/22 11:59	
Trichlorofluoromethane	ug/L	ND	1.0	0.30	06/14/22 11:59	
Vinyl chloride	ug/L	ND	1.0	0.39	06/14/22 11:59	
1,2-Dichloroethane-d4 (S)	%	98	70-130		06/14/22 11:59	
4-Bromofluorobenzene (S)	%	75	70-130		06/14/22 11:59	
Toluene-d8 (S)	%	112	70-130		06/14/22 11:59	

LABORATORY CONTROL SAMPLE: 3675243

Parameter	Units	Spike Conc.	LCS Result	LCS % Rec	% Rec Limits	Qualifiers
1,1,1,2-Tetrachloroethane	ug/L	50	49.2	98	60-140	
1,1,1-Trichloroethane	ug/L	50	42.9	86	60-140	
1,1,2,2-Tetrachloroethane	ug/L	50	43.4	87	60-140	
1,1,2-Trichloroethane	ug/L	50	39.8	80	60-140	
1,1-Dichloroethane	ug/L	50	38.9	78	60-140	
1,1-Dichloroethene	ug/L	50	45.2	90	60-140	
1,1-Dichloropropene	ug/L	50	39.8	80	60-140	
1,2,3-Trichlorobenzene	ug/L	50	50.0	100	60-140	
1,2,3-Trichloropropane	ug/L	50	45.2	90	60-140	
1,2,4-Trichlorobenzene	ug/L	50	49.6	99	60-140	
1,2,4-Trimethylbenzene	ug/L	50	47.8	96	60-140	
1,2-Dibromo-3-chloropropane	ug/L	50	43.6	87	60-140	
1,2-Dibromoethane (EDB)	ug/L	50	48.3	97	60-140	
1,2-Dichlorobenzene	ug/L	50	47.7	95	60-140	
1,2-Dichloroethane	ug/L	50	46.0	92	60-140	
1,2-Dichloropropane	ug/L	50	51.0	102	60-140	
1,3,5-Trimethylbenzene	ug/L	50	48.9	98	60-140	

Results presented on this page are in the units indicated by the "Units" column except where an alternate unit is presented to the right of the result.

REPORT OF LABORATORY ANALYSIS

This report shall not be reproduced, except in full,
without the written consent of Pace Analytical Services, LLC.

Pace Analytical Services, LLC
9800 Kincey Ave. Suite 100
Huntersville, NC 28078
(704)875-9092

QUALITY CONTROL DATA

Project: 2020-L1-SR-2448 INCIDENT
Pace Project No.: 92609283

LABORATORY CONTROL SAMPLE: 3675243

Parameter	Units	Spike Conc.	LCS Result	LCS % Rec	% Rec Limits	Qualifiers
1,3-Dichlorobenzene	ug/L	50	48.2	96	60-140	
1,3-Dichloropropane	ug/L	50	47.1	94	60-140	
1,4-Dichlorobenzene	ug/L	50	47.0	94	60-140	
2,2-Dichloropropane	ug/L	50	40.8	82	60-140	
2-Chlorotoluene	ug/L	50	47.2	94	60-140	
4-Chlorotoluene	ug/L	50	46.1	92	60-140	
Benzene	ug/L	50	42.3	85	60-140	
Bromobenzene	ug/L	50	46.5	93	60-140	
Bromochloromethane	ug/L	50	36.7	73	60-140	
Bromodichloromethane	ug/L	50	41.0	82	60-140	
Bromoform	ug/L	50	44.6	89	60-140	
Bromomethane	ug/L	50	47.1	94	60-140	
Carbon tetrachloride	ug/L	50	44.5	89	60-140	
Chlorobenzene	ug/L	50	46.7	93	60-140	
Chloroethane	ug/L	50	55.6	111	60-140	
Chloroform	ug/L	50	34.4	69	60-140	
Chloromethane	ug/L	50	49.5	99	60-140	
cis-1,2-Dichloroethene	ug/L	50	41.8	84	60-140	
cis-1,3-Dichloropropene	ug/L	50	41.1	82	60-140	
Dibromochloromethane	ug/L	50	46.6	93	60-140	
Dibromomethane	ug/L	50	47.2	94	60-140	
Dichlorodifluoromethane	ug/L	50	58.3	117	60-140	
Diisopropyl ether	ug/L	50	47.6	95	60-140	
Ethylbenzene	ug/L	50	46.8	94	60-140	
Hexachloro-1,3-butadiene	ug/L	50	55.6	111	60-140	
Isopropylbenzene (Cumene)	ug/L	50	48.1	96	60-140	
m&p-Xylene	ug/L	100	94.3	94	60-140	
Methyl-tert-butyl ether	ug/L	50	39.9	80	60-140	
Methylene Chloride	ug/L	50	39.5	79	60-140	
n-Butylbenzene	ug/L	50	51.6	103	60-140	
n-Propylbenzene	ug/L	50	47.0	94	60-140	
Naphthalene	ug/L	50	48.1	96	60-140	
o-Xylene	ug/L	50	45.9	92	60-140	
sec-Butylbenzene	ug/L	50	50.2	100	60-140	
Styrene	ug/L	50	47.0	94	60-140	
tert-Butylbenzene	ug/L	50	41.1	82	60-140	
Tetrachloroethene	ug/L	50	50.9	102	60-140	
Toluene	ug/L	50	36.7	73	60-140	
trans-1,2-Dichloroethene	ug/L	50	43.8	88	60-140	
trans-1,3-Dichloropropene	ug/L	50	39.9	80	60-140	
Trichloroethene	ug/L	50	54.2	108	60-140	
Trichlorofluoromethane	ug/L	50	50.4	101	60-140	
Vinyl chloride	ug/L	50	51.5	103	60-140	
1,2-Dichloroethane-d4 (S)	%			93	70-130	
4-Bromofluorobenzene (S)	%			98	70-130	
Toluene-d8 (S)	%			80	70-130	

Results presented on this page are in the units indicated by the "Units" column except where an alternate unit is presented to the right of the result.

REPORT OF LABORATORY ANALYSIS

This report shall not be reproduced, except in full,
without the written consent of Pace Analytical Services, LLC.

Pace Analytical Services, LLC
9800 Kincey Ave. Suite 100
Huntersville, NC 28078
(704)875-9092

QUALITY CONTROL DATA

Project: 2020-L1-SR-2448 INCIDENT
Pace Project No.: 92609283

MATRIX SPIKE & MATRIX SPIKE DUPLICATE: 3675244 3675245

Parameter	Units	92609130002 Result	MS Spike Conc.	MSD Spike Conc.	MS Result	MSD Result	MS % Rec	MSD % Rec	% Rec Limits	RPD	Max RPD	Qual
1,1,1,2-Tetrachloroethane	ug/L	ND	2500	2500	2740	2540	110	101	60-140	8	30	
1,1,1-Trichloroethane	ug/L	ND	2500	2500	2520	2350	101	94	60-140	7	30	
1,1,2,2-Tetrachloroethane	ug/L	ND	2500	2500	2480	2270	99	91	60-140	9	30	
1,1,2-Trichloroethane	ug/L	ND	2500	2500	2620	2440	105	98	60-140	7	30	
1,1-Dichloroethane	ug/L	ND	2500	2500	2430	2250	97	90	60-140	8	30	
1,1-Dichloroethene	ug/L	ND	2500	2500	2740	2510	109	100	60-140	9	30	
1,1-Dichloropropene	ug/L	ND	2500	2500	2440	2270	98	91	60-140	7	30	
1,2,3-Trichlorobenzene	ug/L	ND	2500	2500	2800	2780	112	111	60-140	1	30	
1,2,3-Trichloropropane	ug/L	ND	2500	2500	2560	2380	103	95	60-140	7	30	
1,2,4-Trichlorobenzene	ug/L	ND	2500	2500	2700	2740	108	110	60-140	1	30	
1,2,4-Trimethylbenzene	ug/L	776	2500	2500	3490	4140	108	135	60-140	17	30	
1,2-Dibromo-3-chloropropane	ug/L	ND	2500	2500	2420	2280	97	91	60-140	6	30	
1,2-Dibromoethane (EDB)	ug/L	ND	2500	2500	2740	2520	110	101	60-140	9	30	
1,2-Dichlorobenzene	ug/L	ND	2500	2500	2710	2590	108	104	60-140	4	30	
1,2-Dichloroethane	ug/L	ND	2500	2500	2370	2230	95	89	60-140	6	30	
1,2-Dichloropropane	ug/L	ND	2500	2500	2910	2760	116	110	60-140	5	30	
1,3,5-Trimethylbenzene	ug/L	201	2500	2500	3030	3120	113	117	60-140	3	30	
1,3-Dichlorobenzene	ug/L	ND	2500	2500	2780	2610	111	104	60-140	6	30	
1,3-Dichloropropane	ug/L	ND	2500	2500	2670	2480	107	99	60-140	7	30	
1,4-Dichlorobenzene	ug/L	ND	2500	2500	2710	2560	108	103	60-140	6	30	
2,2-Dichloropropane	ug/L	ND	2500	2500	2050	1920	82	77	60-140	7	30	
2-Chlorotoluene	ug/L	ND	2500	2500	2640	2510	106	101	60-140	5	30	
4-Chlorotoluene	ug/L	ND	2500	2500	2610	2490	105	100	60-140	5	30	
Benzene	ug/L	5100	2500	2500	8110	13300	120	328	60-140	48	30	M1,R1
Bromobenzene	ug/L	ND	2500	2500	2770	2570	111	103	60-140	8	30	
Bromochloromethane	ug/L	ND	2500	2500	2330	2140	93	86	60-140	8	30	
Bromodichloromethane	ug/L	ND	2500	2500	2220	2090	89	83	60-140	6	30	
Bromoform	ug/L	ND	2500	2500	2260	2140	91	86	60-140	5	30	
Bromomethane	ug/L	ND	2500	2500	1090	1340	43	54	60-140	21	30	M1
Carbon tetrachloride	ug/L	ND	2500	2500	2830	2660	113	106	60-140	6	30	
Chlorobenzene	ug/L	ND	2500	2500	2800	2600	112	104	60-140	8	30	
Chloroethane	ug/L	ND	2500	2500	2680	2400	107	96	60-140	11	30	
Chloroform	ug/L	ND	2500	2500	1920	1780	77	71	60-140	7	30	
Chloromethane	ug/L	ND	2500	2500	2860	2670	115	107	60-140	7	30	
cis-1,2-Dichloroethene	ug/L	ND	2500	2500	2570	2390	103	95	60-140	7	30	
cis-1,3-Dichloropropene	ug/L	ND	2500	2500	2530	2320	101	93	60-140	9	30	
Dibromochloromethane	ug/L	ND	2500	2500	2410	2210	97	88	60-140	9	30	
Dibromomethane	ug/L	ND	2500	2500	2720	2540	109	101	60-140	7	30	
Dichlorodifluoromethane	ug/L	ND	2500	2500	2820	2590	113	104	60-140	9	30	
Diisopropyl ether	ug/L	242	2500	2500	3260	3360	121	125	60-140	3	30	
Ethylbenzene	ug/L	760	2500	2500	3540	4100	111	134	60-140	15	30	
Hexachloro-1,3-butadiene	ug/L	ND	2500	2500	2970	2910	119	116	60-140	2	30	
Isopropylbenzene (Cumene)	ug/L	ND	2500	2500	2830	2630	112	104	60-140	7	30	
m&p-Xylene	ug/L	4690	5000	5000	10300	14300	112	192	60-140	33	30	M1,R1

Results presented on this page are in the units indicated by the "Units" column except where an alternate unit is presented to the right of the result.

REPORT OF LABORATORY ANALYSIS

This report shall not be reproduced, except in full,
without the written consent of Pace Analytical Services, LLC.

Pace Analytical Services, LLC
9800 Kincey Ave. Suite 100
Huntersville, NC 28078
(704)875-9092

QUALITY CONTROL DATA

Project: 2020-L1-SR-2448 INCIDENT
Pace Project No.: 92609283

MATRIX SPIKE & MATRIX SPIKE DUPLICATE: 3675244 3675245

Parameter	Units	92609130002 Result	MS Spike Conc.	MSD Spike Conc.	MS Result	MSD Result	MS % Rec	MSD % Rec	% Rec Limits	RPD	Max RPD	Qual
Methyl-tert-butyl ether	ug/L	251	2500	2500	2700	2930	98	107	60-140	8	30	
Methylene Chloride	ug/L	ND	2500	2500	2440	2160	98	86	60-140	12	30	
n-Butylbenzene	ug/L	ND	2500	2500	2650	2630	106	105	60-140	1	30	
n-Propylbenzene	ug/L	ND	2500	2500	2690	2620	106	103	60-140	3	30	
Naphthalene	ug/L	499	2500	2500	3130	3650	105	126	60-140	15	30	
o-Xylene	ug/L	2590	2500	2500	5370	7590	111	200	60-140	34	30	M1,R1
sec-Butylbenzene	ug/L	ND	2500	2500	2760	2710	111	109	60-140	2	30	
Styrene	ug/L	73.7	2500	2500	2780	2630	108	102	60-140	6	30	
tert-Butylbenzene	ug/L	ND	2500	2500	2350	2300	94	92	60-140	2	30	
Tetrachloroethene	ug/L	ND	2500	2500	3130	2880	125	115	60-140	8	30	
Toluene	ug/L	12700	2500	2500	15100	27200	94	577	60-140	57	30	E,M1, R1
trans-1,2-Dichloroethene	ug/L	ND	2500	2500	2720	2500	109	100	60-140	8	30	
trans-1,3-Dichloropropene	ug/L	ND	2500	2500	2320	2180	93	87	60-140	6	30	
Trichloroethene	ug/L	ND	2500	2500	3140	2940	126	118	60-140	7	30	
Trichlorofluoromethane	ug/L	ND	2500	2500	2600	2420	104	97	60-140	7	30	
Vinyl chloride	ug/L	ND	2500	2500	3010	2780	120	111	60-140	8	30	
1,2-Dichloroethane-d4 (S)	%						84	83	70-130			
4-Bromofluorobenzene (S)	%						94	94	70-130			
Toluene-d8 (S)	%						94	95	70-130			

Results presented on this page are in the units indicated by the "Units" column except where an alternate unit is presented to the right of the result.

REPORT OF LABORATORY ANALYSIS

This report shall not be reproduced, except in full,
without the written consent of Pace Analytical Services, LLC.

Pace Analytical Services, LLC
9800 Kincey Ave. Suite 100
Huntersville, NC 28078
(704)875-9092

QUALITY CONTROL DATA

Project: 2020-L1-SR-2448 INCIDENT
Pace Project No.: 92609283

QC Batch: 704570
QC Batch Method: SM 6200B
Analysis Method: SM 6200B
Analysis Description: 6200B MSV
Laboratory: Pace Analytical Services - Charlotte

Associated Lab Samples: 92609283002

METHOD BLANK: 3676452 Matrix: Water
Associated Lab Samples: 92609283002

Parameter	Units	Blank Result	Reporting Limit	MDL	Analyzed	Qualifiers
1,1,1,2-Tetrachloroethane	ug/L	ND	0.50	0.31	06/15/22 23:11	
1,1,1-Trichloroethane	ug/L	ND	0.50	0.33	06/15/22 23:11	
1,1,2,2-Tetrachloroethane	ug/L	ND	0.50	0.22	06/15/22 23:11	
1,1,2-Trichloroethane	ug/L	ND	0.50	0.32	06/15/22 23:11	
1,1-Dichloroethane	ug/L	ND	0.50	0.37	06/15/22 23:11	
1,1-Dichloroethene	ug/L	ND	0.50	0.35	06/15/22 23:11	
1,1-Dichloropropene	ug/L	ND	0.50	0.43	06/15/22 23:11	
1,2,3-Trichlorobenzene	ug/L	ND	2.0	0.81	06/15/22 23:11	
1,2,3-Trichloropropane	ug/L	ND	0.50	0.26	06/15/22 23:11	
1,2,4-Trichlorobenzene	ug/L	ND	2.0	0.64	06/15/22 23:11	
1,2,4-Trimethylbenzene	ug/L	ND	0.50	0.50	06/15/22 23:11	
1,2-Dibromo-3-chloropropane	ug/L	ND	1.0	0.34	06/15/22 23:11	
1,2-Dibromoethane (EDB)	ug/L	ND	0.50	0.27	06/15/22 23:11	
1,2-Dichlorobenzene	ug/L	ND	0.50	0.34	06/15/22 23:11	
1,2-Dichloroethane	ug/L	ND	0.50	0.32	06/15/22 23:11	
1,2-Dichloropropane	ug/L	ND	0.50	0.36	06/15/22 23:11	
1,3,5-Trimethylbenzene	ug/L	ND	0.50	0.33	06/15/22 23:11	
1,3-Dichlorobenzene	ug/L	ND	0.50	0.34	06/15/22 23:11	
1,3-Dichloropropane	ug/L	ND	0.50	0.28	06/15/22 23:11	
1,4-Dichlorobenzene	ug/L	ND	0.50	0.33	06/15/22 23:11	
2,2-Dichloropropane	ug/L	ND	0.50	0.39	06/15/22 23:11	
2-Chlorotoluene	ug/L	ND	0.50	0.32	06/15/22 23:11	
4-Chlorotoluene	ug/L	ND	0.50	0.32	06/15/22 23:11	
Benzene	ug/L	ND	0.50	0.34	06/15/22 23:11	
Bromobenzene	ug/L	ND	0.50	0.29	06/15/22 23:11	
Bromochloromethane	ug/L	ND	0.50	0.47	06/15/22 23:11	
Bromodichloromethane	ug/L	ND	0.50	0.31	06/15/22 23:11	
Bromoform	ug/L	ND	0.50	0.34	06/15/22 23:11	
Bromomethane	ug/L	ND	5.0	1.7	06/15/22 23:11	
Carbon tetrachloride	ug/L	ND	0.50	0.33	06/15/22 23:11	
Chlorobenzene	ug/L	ND	0.50	0.28	06/15/22 23:11	
Chloroethane	ug/L	ND	1.0	0.65	06/15/22 23:11	
Chloroform	ug/L	ND	0.50	0.43	06/15/22 23:11	
Chloromethane	ug/L	ND	1.0	0.54	06/15/22 23:11	
cis-1,2-Dichloroethene	ug/L	ND	0.50	0.38	06/15/22 23:11	
cis-1,3-Dichloropropene	ug/L	ND	0.50	0.36	06/15/22 23:11	
Dibromochloromethane	ug/L	ND	0.50	0.36	06/15/22 23:11	
Dibromomethane	ug/L	ND	0.50	0.39	06/15/22 23:11	
Dichlorodifluoromethane	ug/L	ND	0.50	0.35	06/15/22 23:11	
Diisopropyl ether	ug/L	ND	0.50	0.31	06/15/22 23:11	

Results presented on this page are in the units indicated by the "Units" column except where an alternate unit is presented to the right of the result.

REPORT OF LABORATORY ANALYSIS

This report shall not be reproduced, except in full,
without the written consent of Pace Analytical Services, LLC.

Pace Analytical Services, LLC
9800 Kincey Ave. Suite 100
Huntersville, NC 28078
(704)875-9092

QUALITY CONTROL DATA

Project: 2020-L1-SR-2448 INCIDENT
Pace Project No.: 92609283

METHOD BLANK: 3676452 Matrix: Water
Associated Lab Samples: 92609283002

Parameter	Units	Blank Result	Reporting Limit	MDL	Analyzed	Qualifiers
Ethylbenzene	ug/L	ND	0.50	0.30	06/15/22 23:11	
Hexachloro-1,3-butadiene	ug/L	ND	2.0	1.5	06/15/22 23:11	
Isopropylbenzene (Cumene)	ug/L	ND	0.50	0.33	06/15/22 23:11	
m&p-Xylene	ug/L	ND	1.0	0.71	06/15/22 23:11	
Methyl-tert-butyl ether	ug/L	ND	0.50	0.42	06/15/22 23:11	
Methylene Chloride	ug/L	ND	2.0	2.0	06/15/22 23:11	
n-Butylbenzene	ug/L	ND	0.50	0.49	06/15/22 23:11	
n-Propylbenzene	ug/L	ND	0.50	0.34	06/15/22 23:11	
Naphthalene	ug/L	ND	2.0	0.64	06/15/22 23:11	
o-Xylene	ug/L	ND	0.50	0.34	06/15/22 23:11	
sec-Butylbenzene	ug/L	ND	0.50	0.40	06/15/22 23:11	
Styrene	ug/L	ND	0.50	0.29	06/15/22 23:11	
tert-Butylbenzene	ug/L	ND	0.50	0.32	06/15/22 23:11	
Tetrachloroethene	ug/L	ND	0.50	0.29	06/15/22 23:11	
Toluene	ug/L	ND	0.50	0.48	06/15/22 23:11	
trans-1,2-Dichloroethene	ug/L	ND	0.50	0.40	06/15/22 23:11	
trans-1,3-Dichloropropene	ug/L	ND	0.50	0.36	06/15/22 23:11	
Trichloroethene	ug/L	ND	0.50	0.38	06/15/22 23:11	
Trichlorofluoromethane	ug/L	ND	1.0	0.30	06/15/22 23:11	
Vinyl chloride	ug/L	ND	1.0	0.39	06/15/22 23:11	
1,2-Dichloroethane-d4 (S)	%	75	70-130		06/15/22 23:11	
4-Bromofluorobenzene (S)	%	98	70-130		06/15/22 23:11	
Toluene-d8 (S)	%	101	70-130		06/15/22 23:11	

LABORATORY CONTROL SAMPLE: 3676453

Parameter	Units	Spike Conc.	LCS Result	LCS % Rec	% Rec Limits	Qualifiers
1,1,1,2-Tetrachloroethane	ug/L	50	50.6	101	60-140	
1,1,1-Trichloroethane	ug/L	50	44.3	89	60-140	
1,1,2,2-Tetrachloroethane	ug/L	50	43.7	87	60-140	
1,1,2-Trichloroethane	ug/L	50	48.2	96	60-140	
1,1-Dichloroethane	ug/L	50	40.9	82	60-140	
1,1-Dichloroethene	ug/L	50	44.9	90	60-140	
1,1-Dichloropropene	ug/L	50	42.8	86	60-140	
1,2,3-Trichlorobenzene	ug/L	50	56.6	113	60-140	
1,2,3-Trichloropropane	ug/L	50	43.4	87	60-140	
1,2,4-Trichlorobenzene	ug/L	50	53.6	107	60-140	
1,2,4-Trimethylbenzene	ug/L	50	48.3	97	60-140	
1,2-Dibromo-3-chloropropane	ug/L	50	46.8	94	60-140	
1,2-Dibromoethane (EDB)	ug/L	50	50.3	101	60-140	
1,2-Dichlorobenzene	ug/L	50	49.9	100	60-140	
1,2-Dichloroethane	ug/L	50	39.7	79	60-140	
1,2-Dichloropropane	ug/L	50	51.6	103	60-140	
1,3,5-Trimethylbenzene	ug/L	50	50.2	100	60-140	

Results presented on this page are in the units indicated by the "Units" column except where an alternate unit is presented to the right of the result.

REPORT OF LABORATORY ANALYSIS

This report shall not be reproduced, except in full,
without the written consent of Pace Analytical Services, LLC.

Pace Analytical Services, LLC
9800 Kincey Ave. Suite 100
Huntersville, NC 28078
(704)875-9092

QUALITY CONTROL DATA

Project: 2020-L1-SR-2448 INCIDENT
Pace Project No.: 92609283

LABORATORY CONTROL SAMPLE: 3676453

Parameter	Units	Spike Conc.	LCS Result	LCS % Rec	% Rec Limits	Qualifiers
1,3-Dichlorobenzene	ug/L	50	50.0	100	60-140	
1,3-Dichloropropane	ug/L	50	47.7	95	60-140	
1,4-Dichlorobenzene	ug/L	50	48.8	98	60-140	
2,2-Dichloropropane	ug/L	50	38.5	77	60-140	
2-Chlorotoluene	ug/L	50	46.5	93	60-140	
4-Chlorotoluene	ug/L	50	45.9	92	60-140	
Benzene	ug/L	50	45.5	91	60-140	
Bromobenzene	ug/L	50	48.9	98	60-140	
Bromochloromethane	ug/L	50	41.6	83	60-140	
Bromodichloromethane	ug/L	50	40.6	81	60-140	
Bromoform	ug/L	50	45.3	91	60-140	
Bromomethane	ug/L	50	34.3	69	60-140	
Carbon tetrachloride	ug/L	50	50.1	100	60-140	
Chlorobenzene	ug/L	50	49.8	100	60-140	
Chloroethane	ug/L	50	35.9	72	60-140	
Chloroform	ug/L	50	36.6	73	60-140	
Chloromethane	ug/L	50	52.3	105	60-140	
cis-1,2-Dichloroethene	ug/L	50	43.4	87	60-140	
cis-1,3-Dichloropropene	ug/L	50	47.3	95	60-140	
Dibromochloromethane	ug/L	50	47.1	94	60-140	
Dibromomethane	ug/L	50	49.9	100	60-140	
Dichlorodifluoromethane	ug/L	50	54.5	109	60-140	
Diisopropyl ether	ug/L	50	50.1	100	60-140	
Ethylbenzene	ug/L	50	47.4	95	60-140	
Hexachloro-1,3-butadiene	ug/L	50	58.1	116	60-140	
Isopropylbenzene (Cumene)	ug/L	50	49.3	99	60-140	
m&p-Xylene	ug/L	100	95.8	96	60-140	
Methyl-tert-butyl ether	ug/L	50	42.7	85	60-140	
Methylene Chloride	ug/L	50	39.8	80	60-140	
n-Butylbenzene	ug/L	50	49.3	99	60-140	
n-Propylbenzene	ug/L	50	46.5	93	60-140	
Naphthalene	ug/L	50	53.2	106	60-140	
o-Xylene	ug/L	50	48.1	96	60-140	
sec-Butylbenzene	ug/L	50	49.9	100	60-140	
Styrene	ug/L	50	48.9	98	60-140	
tert-Butylbenzene	ug/L	50	41.6	83	60-140	
Tetrachloroethene	ug/L	50	56.5	113	60-140	
Toluene	ug/L	50	45.6	91	60-140	
trans-1,2-Dichloroethene	ug/L	50	46.0	92	60-140	
trans-1,3-Dichloropropene	ug/L	50	45.4	91	60-140	
Trichloroethene	ug/L	50	57.0	114	60-140	
Trichlorofluoromethane	ug/L	50	41.7	83	60-140	
Vinyl chloride	ug/L	50	50.4	101	60-140	
1,2-Dichloroethane-d4 (S)	%			78	70-130	
4-Bromofluorobenzene (S)	%			94	70-130	
Toluene-d8 (S)	%			94	70-130	

Results presented on this page are in the units indicated by the "Units" column except where an alternate unit is presented to the right of the result.

REPORT OF LABORATORY ANALYSIS

This report shall not be reproduced, except in full,
without the written consent of Pace Analytical Services, LLC.

Pace Analytical Services, LLC
9800 Kincey Ave. Suite 100
Huntersville, NC 28078
(704)875-9092

QUALITY CONTROL DATA

Project: 2020-L1-SR-2448 INCIDENT
Pace Project No.: 92609283

MATRIX SPIKE & MATRIX SPIKE DUPLICATE: 3676454 3676455

Parameter	Units	92609283002 Result	MS Spike Conc.	MSD Spike Conc.	MS Result	MSD Result	MS % Rec	MSD % Rec	% Rec Limits	RPD	Max RPD	Qual
1,1,1,2-Tetrachloroethane	ug/L	ND	4000	4000	3750	3650	94	91	60-140	3	30	
1,1,1-Trichloroethane	ug/L	ND	4000	4000	3510	3440	88	86	60-140	2	30	
1,1,2,2-Tetrachloroethane	ug/L	ND	4000	4000	3300	3250	82	81	60-140	1	30	
1,1,2-Trichloroethane	ug/L	ND	4000	4000	3710	3620	93	90	60-140	2	30	
1,1-Dichloroethane	ug/L	ND	4000	4000	3460	3340	86	84	60-140	3	30	
1,1-Dichloroethene	ug/L	ND	4000	4000	3760	3620	94	91	60-140	4	30	
1,1-Dichloropropene	ug/L	ND	4000	4000	3400	3240	85	81	60-140	5	30	
1,2,3-Trichlorobenzene	ug/L	ND	4000	4000	3750	4070	94	102	60-140	8	30	
1,2,3-Trichloropropane	ug/L	ND	4000	4000	3350	3290	84	82	60-140	2	30	
1,2,4-Trichlorobenzene	ug/L	ND	4000	4000	3700	3960	92	99	60-140	7	30	
1,2,4-Trimethylbenzene	ug/L	1450	4000	4000	5310	5240	97	95	60-140	1	30	
1,2-Dibromo-3-chloropropane	ug/L	ND	4000	4000	3270	3240	82	81	60-140	1	30	
1,2-Dibromoethane (EDB)	ug/L	ND	4000	4000	3690	3630	92	91	60-140	2	30	
1,2-Dichlorobenzene	ug/L	ND	4000	4000	3870	3710	97	93	60-140	4	30	
1,2-Dichloroethane	ug/L	ND	4000	4000	3160	3080	79	77	60-140	3	30	
1,2-Dichloropropane	ug/L	ND	4000	4000	4010	3940	100	98	60-140	2	30	
1,3,5-Trimethylbenzene	ug/L	352	4000	4000	4330	4230	99	97	60-140	2	30	
1,3-Dichlorobenzene	ug/L	ND	4000	4000	3880	3820	97	95	60-140	2	30	
1,3-Dichloropropane	ug/L	ND	4000	4000	3600	3450	90	86	60-140	4	30	
1,4-Dichlorobenzene	ug/L	ND	4000	4000	3800	3810	95	95	60-140	0	30	
2,2-Dichloropropane	ug/L	ND	4000	4000	2390	2330	60	58	60-140	2	30	M1
2-Chlorotoluene	ug/L	ND	4000	4000	3620	3600	91	90	60-140	1	30	
4-Chlorotoluene	ug/L	ND	4000	4000	3660	3540	92	88	60-140	3	30	
Benzene	ug/L	3380	4000	4000	7440	7200	102	95	60-140	3	30	
Bromobenzene	ug/L	ND	4000	4000	3870	3820	97	95	60-140	1	30	
Bromochloromethane	ug/L	ND	4000	4000	3380	3320	85	83	60-140	2	30	
Bromodichloromethane	ug/L	ND	4000	4000	3070	3030	77	76	60-140	1	30	
Bromoform	ug/L	ND	4000	4000	3170	3130	79	78	60-140	1	30	
Bromomethane	ug/L	ND	4000	4000	2470	2670	62	67	60-140	8	30	
Carbon tetrachloride	ug/L	ND	4000	4000	3930	3910	98	98	60-140	1	30	
Chlorobenzene	ug/L	ND	4000	4000	3970	3820	99	96	60-140	4	30	
Chloroethane	ug/L	ND	4000	4000	3460	3330	86	83	60-140	4	30	
Chloroform	ug/L	ND	4000	4000	2650	2530	66	63	60-140	5	30	
Chloromethane	ug/L	ND	4000	4000	3960	3900	99	98	60-140	1	30	
cis-1,2-Dichloroethene	ug/L	ND	4000	4000	3590	3450	90	86	60-140	4	30	
cis-1,3-Dichloropropene	ug/L	ND	4000	4000	3360	3170	84	79	60-140	6	30	
Dibromochloromethane	ug/L	ND	4000	4000	3330	3290	83	82	60-140	1	30	
Dibromomethane	ug/L	ND	4000	4000	3970	3970	99	99	60-140	0	30	
Dichlorodifluoromethane	ug/L	ND	4000	4000	3720	3540	93	88	60-140	5	30	
Diisopropyl ether	ug/L	264	4000	4000	3990	3830	93	89	60-140	4	30	
Ethylbenzene	ug/L	1770	4000	4000	5640	5430	97	92	60-140	4	30	
Hexachloro-1,3-butadiene	ug/L	ND	4000	4000	4280	4270	107	107	60-140	0	30	
Isopropylbenzene (Cumene)	ug/L	71.6J	4000	4000	4070	3940	100	97	60-140	3	30	
m&p-Xylene	ug/L	8640	8000	8000	16700	16000	100	92	60-140	4	30	

Results presented on this page are in the units indicated by the "Units" column except where an alternate unit is presented to the right of the result.

REPORT OF LABORATORY ANALYSIS

This report shall not be reproduced, except in full,
without the written consent of Pace Analytical Services, LLC.

Pace Analytical Services, LLC
9800 Kincey Ave. Suite 100
Huntersville, NC 28078
(704)875-9092

QUALITY CONTROL DATA

Project: 2020-L1-SR-2448 INCIDENT
Pace Project No.: 92609283

MATRIX SPIKE & MATRIX SPIKE DUPLICATE: 3676454 3676455

Parameter	Units	92609283002 Result	MS Spike Conc.	MSD Spike Conc.	MS Result	MSD Result	MS % Rec	MSD % Rec	% Rec Limits	RPD	Max RPD	Qual
Methyl-tert-butyl ether	ug/L	ND	4000	4000	3060	2940	75	72	60-140	4	30	
Methylene Chloride	ug/L	ND	4000	4000	2870	2750	72	69	60-140	4	30	
n-Butylbenzene	ug/L	ND	4000	4000	3630	3690	91	92	60-140	2	30	
n-Propylbenzene	ug/L	137	4000	4000	3800	3710	92	89	60-140	2	30	
Naphthalene	ug/L	473	4000	4000	4040	4280	89	95	60-140	6	30	
o-Xylene	ug/L	4530	4000	4000	8420	8210	97	92	60-140	2	30	
sec-Butylbenzene	ug/L	ND	4000	4000	3920	3930	98	98	60-140	0	30	
Styrene	ug/L	107	4000	4000	3940	3820	96	93	60-140	3	30	
tert-Butylbenzene	ug/L	ND	4000	4000	3320	3360	83	84	60-140	1	30	
Tetrachloroethene	ug/L	ND	4000	4000	4430	4210	111	105	60-140	5	30	
Toluene	ug/L	23700	4000	4000	26600	26000	71	58	60-140	2	30	M1
trans-1,2-Dichloroethene	ug/L	ND	4000	4000	3820	3660	96	91	60-140	4	30	
trans-1,3-Dichloropropene	ug/L	ND	4000	4000	3140	3040	78	76	60-140	3	30	
Trichloroethene	ug/L	ND	4000	4000	4480	4360	112	109	60-140	3	30	
Trichlorofluoromethane	ug/L	ND	4000	4000	3700	3480	92	87	60-140	6	30	
Vinyl chloride	ug/L	ND	4000	4000	3980	3800	100	95	60-140	5	30	
1,2-Dichloroethane-d4 (S)	%						80	83	70-130			
4-Bromofluorobenzene (S)	%						94	94	70-130			
Toluene-d8 (S)	%						95	95	70-130			

Results presented on this page are in the units indicated by the "Units" column except where an alternate unit is presented to the right of the result.

REPORT OF LABORATORY ANALYSIS

This report shall not be reproduced, except in full,
without the written consent of Pace Analytical Services, LLC.

Pace Analytical Services, LLC
9800 Kincey Ave. Suite 100
Huntersville, NC 28078
(704)875-9092

QUALIFIERS

Project: 2020-L1-SR-2448 INCIDENT
Pace Project No.: 92609283

DEFINITIONS

DF - Dilution Factor, if reported, represents the factor applied to the reported data due to dilution of the sample aliquot.

ND - Not Detected at or above adjusted reporting limit.

TNTC - Too Numerous To Count

J - Estimated concentration above the adjusted method detection limit and below the adjusted reporting limit.

MDL - Adjusted Method Detection Limit.

PQL - Practical Quantitation Limit.

RL - Reporting Limit - The lowest concentration value that meets project requirements for quantitative data with known precision and bias for a specific analyte in a specific matrix.

S - Surrogate

1,2-Diphenylhydrazine decomposes to and cannot be separated from Azobenzene using Method 8270. The result for each analyte is a combined concentration.

Consistent with EPA guidelines, unrounded data are displayed and have been used to calculate % recovery and RPD values.

LCS(D) - Laboratory Control Sample (Duplicate)

MS(D) - Matrix Spike (Duplicate)

DUP - Sample Duplicate

RPD - Relative Percent Difference

NC - Not Calculable.

SG - Silica Gel - Clean-Up

U - Indicates the compound was analyzed for, but not detected.

Acid preservation may not be appropriate for 2 Chloroethylvinyl ether.

A separate vial preserved to a pH of 4-5 is recommended in SW846 Chapter 4 for the analysis of Acrolein and Acrylonitrile by EPA Method 8260.

N-Nitrosodiphenylamine decomposes and cannot be separated from Diphenylamine using Method 8270. The result reported for each analyte is a combined concentration.

Reported results are not rounded until the final step prior to reporting. Therefore, calculated parameters that are typically reported as "Total" may vary slightly from the sum of the reported component parameters.

Pace Analytical is TNI accredited. Contact your Pace PM for the current list of accredited analytes.

TNI - The NELAC Institute.

ANALYTE QUALIFIERS

E	Analyte concentration exceeded the calibration range. The reported result is estimated.
M1	Matrix spike recovery exceeded QC limits. Batch accepted based on laboratory control sample (LCS) recovery.
R1	RPD value was outside control limits.

This report shall not be reproduced, except in full,
without the written consent of Pace Analytical Services, LLC.

Pace Analytical Services, LLC
9800 Kincey Ave. Suite 100
Huntersville, NC 28078
(704)875-9092

QUALITY CONTROL DATA CROSS REFERENCE TABLE

Project: 2020-L1-SR-2448 INCIDENT
Pace Project No.: 92609283

Lab ID	Sample ID	QC Batch Method	QC Batch	Analytical Method	Analytical Batch
92609283001	**FRAC-TANK-ZONE-1 06132022**	SM 6200B	704326		
92609283002	**FRAC-TANK-ZONE-2 06132022**	SM 6200B	704570		
92609283003	**FRAC-TANK-ZONE-3 06132022**	SM 6200B	704326		
92609283004	**TRIP BLANK**	SM 6200B	704326		
92609283005	**DUP-01-06132022**	SM 6200B	704326		

This report shall not be reproduced, except in full,
without the written consent of Pace Analytical Services, LLC.

CHAIN-OF-CUSTODY Analytical Request Document

Pace Analytical

Chain-of-Custody is a LEGAL DOCUMENT - Complete all relevent fields

WO# : 92609283

92609283

Company: APEX Companies, LLC	Billing Information:
Address: 3900 Northwoods Blvd Pkwy Ste 3900-O Charlotte, NC	
Report To: Andrew Street	Email To:
Copy To: Brian Colonese	Site Collection Info/Address:
Customer Project Name/Number: 2020-LI-SR-2948-Incident	State: NC County/City: Huntersville Time Zone Collected: [ ] PT [ ] MT [ ] CT [X] ET
Phone: Email:	Site/Facility ID #: CPC Huntersville
Collected By (print): J. Schaudt	Purchase Order #: Quote #:
Collected By (signature):	Turnaround Date Required: 72HRS
Sample Disposal: [ ] Dispose as appropriate [ ] Return [ ] Archive: [ ] Hold:	Rush: [ ] Same Day [ ] Next Day [ ] 2 Day [X] 3 Day [ ] 4 Day [ ] 5 Day (Expedite Charges Apply)
	Compliance Monitoring? [ ] Yes [ ] No
	DW PWS ID #: DW Location Code:
	Immediately Packed on Ice: [X] Yes [ ] No
	Field Filtered (if applicable): [ ] Yes [ ] No Analysis:

* Matrix Codes (Insert in Matrix box below): Drinking Water (DW), Ground Water (GW), Wastewater (WW), Product (P), Soil/Solid (SL), Oil (OL), Wipe (WP), Air (AR), Tissue (TS), Bioassay (B), Vapor (V), Other (OT)

Customer Sample ID	Matrix *	Comp / Grab	Collected (or Composite Start) Date	Collected (or Composite Start) Time	Composite End Date	Composite End Time	Res Cl	# of Ctns	Analyses: 6200B VOC	Lab Profile/Line:
Frac_Tank_Zone_1_06132022	GW	G	06-13-22	0900				4	X	001
Frac_Tank_Zone_2_06132022				0925				4	X	002
Frac_Tank_Zone_3_06132022				0825				4	X	003
Trip Blank				—				2	X	004
Dup-01_06132022				—				4	X	005

Lab Profile/Line:

Lab Sample Receipt Checklist:

Custody Seals Present/Intact	Y	(N)	NA
Custody Signatures Present	(Y)	N	NA
Collector Signature Present	(Y)	N	NA
Bottles Intact	(Y)	N	NA
Correct Bottles	(Y)	N	NA
Sufficient Volume	(Y)	N	NA
Samples Received on Ice	(Y)	N	NA
VOA - Headspace Acceptable	(Y)	N	NA
USDA Regulated Soils	Y	N	(NA)
Samples in Holding Time	(Y)	N	NA
Residual Chlorine Present	Y	N	NA
Cl Strips:			
Sample pH Acceptable	Y	N	NA
pH Strips:			
Sulfide Present	Y	N	NA
Lead Acetate Strips:			

LAB USE ONLY:
Lab Sample # / Comments:
92609283

** Preservative Types: (1) nitric acid, (2) sulfuric acid, (3) hydrochloric acid, (4) sodium hydroxide, (5) zinc acetate, (6) methanol, (7) sodium bisulfate, (8) sodium thiosulfate, (9) hexane, (A) ascorbic acid, (B) ammonium sulfate, (C) ammonium hydroxide, (D) TSP, (U) Unpreserved, (O) Other

Customer Remarks / Special Conditions / Possible Hazards:

Type of Ice Used: (Wet) Blue Dry None

Packing Material Used:

Radchem sample(s) screened (<500 cpm): Y N NA

SHORT HOLDS PRESENT (<72 hours): Y (N) N/A

Lab Tracking #: 2621025

Samples received via: FEDEX UPS (Client) Courier Pace Courier

Lab Sample Temperature Info:
Temp Blank Received: Y (N) NA
Therm ID#: 92706611
Cooler 1 Temp Upon Receipt: 1.3 oC
Cooler 1 Therm Corr. Factor: 0 oC
Cooler 1 Corrected Temp: 1.3 oC
Comments:

Relinquished by/Company: (Signature)	Date/Time:	Received by/Company: (Signature)	Date/Time:
APEX	06-13-22/1025	KB/PACE HVL	6/13/22 10:25
Relinquished by/Company: (Signature)	Date/Time:	Received by/Company: (Signature)	Date/Time:
Relinquished by/Company: (Signature)	Date/Time:	Received by/Company: (Signature)	Date/Time:

MTJL LAB USE ONLY
Table #:
Acctnum:
Template:
Prelogin:
PM:
PB:

Trip Blank Received: (Y) N NA
(HCL) MeOH TSP Other

Non Conformance(s): YES / NO

Page: 1 of: 1

*Check mark top half of box if pH and/or dechlorination is verified and within the acceptance range for preservation samples.

Exceptions: VOA, coliform, TOC, Oil and Grease, DRO/8015 (water) DOC, ULHg

Project # 92609283

**Bottom half of box is to list number of bottles

***Check all unpreserved Nitrates for chlorine

Item#	BP4U-125 mL Plastic Unpreserved (N/A) (Cl-)	BP3U-250 mL Plastic Unpreserved (N/A)	BP2U-500 mL Plastic Unpreserved (N/A)	BP1U-1 liter Plastic Unpreserved (N/A)	BP4S-125 mL Plastic H2SO4 (pH < 2) (Cl-)	BP3N-250 mL plastic HNO3 (pH < 2)	BP4Z-125 mL Plastic ZN Acetate & NaOH (>9)	BP4B-125 mL Plastic NaOH (pH > 12) (Cl-)	WGFU-Wide-mouthed Glass jar Unpreserved	AG1U-1 liter Amber Unpreserved (N/A) (Cl-)	AG1H-1 liter Amber HCl (pH < 2)	AG3U-250 mL Amber Unpreserved (N/A) (Cl-)	AG1S-1 liter Amber H2SO4 (pH < 2)	AG3S-250 mL Amber H2SO4 (pH < 2)	DG9A-250 mL Amber NH4Cl (N/A)(Cl-)	DG9H-40 mL VOA HCl (N/A)	VG9T-40 mL VOA Na2S2O3 (N/A)	VG9U-40 mL VOA Unpreserved (N/A)	DG9V-40 mL VOA H3PO4 (N/A)	DG9S-40 mL VOA H2SO4 (N/A)	V/GK (3 vials per kit)-VPH/Gas kit (N/A)	SP5T-125 mL Sterile Plastic (N/A – lab)	SP2T-250 mL Sterile Plastic (N/A – lab)		BP3R-250 mL Plastic (NH2)2SO4 (9.3-9.7)	AG0U-100 mL Amber Unpreserved (N/A) (Cl-)	VSGU-20 mL Scintillation vials (N/A)	DG9U-40 mL Amber Unpreserved vials (N/A)
1																4												
2																4												
3																4												
4																2												
5																4												
6																												
7																												
8																												
9																												
10																												
11																												
12																												

pH Adjustment Log for Preserved Samples

Sample ID	Type of Preservative	pH upon receipt	Date preservation adjusted	Time preservation adjusted	Amount of Preservative added	Lot #

Note: Whenever there is a discrepancy affecting North Carolina compliance samples, a copy of this form will be sent to the North Carolina DENR Certification Office (i.e. Out of hold, incorrect preservative, out of temp, incorrect containers.

Pace Analytical Services, LLC
9800 Kincey Ave. Suite 100
Huntersville, NC 28078
(704)875-9092

June 13, 2022

Andrew Street
Apex Companies - NC
5900 Northwoods Business Pkwy
Suite 5900-0
Charlotte, NC 28269

RE: Project: 2020-L1-2448
Pace Project No.: 92608250

Dear Andrew Street:

Enclosed are the analytical results for sample(s) received by the laboratory on June 07, 2022. The results relate only to the samples included in this report. Results reported herein conform to the applicable TNI/NELAC Standards and the laboratory's Quality Manual, where applicable, unless otherwise noted in the body of the report.

The test results provided in this final report were generated by each of the following laboratories within the Pace Network:

- Pace National - Mt. Juliet

If you have any questions concerning this report, please feel free to contact me.

Sincerely,

Angela M. Baioni

Angela Baioni
angela.baioni@pacelabs.com
(704)875-9092
Project Manager

Enclosures

cc: J Culbreath, Colonial Pipeline Company
Naomi Fretz, APEX Companies, LLC
Robert Hughes, Colonial Pipeline
Jamie Moran, APEX Companies, LLC
Jeff Morrison, Colonial Pipeline Company
Tom Naumann, APEX Companies - NC
Joe Nicolette, Montrose-EPS
Kaitlyn Nootens, Apex Companies
Christopher Schultz, Apex Companies
Matt Teixeira, Apex Companies, LLC
Michael Verdon, Colonial Pipeline Company
JM Wyatt, Colonial Pipeline Company

This report shall not be reproduced, except in full,
without the written consent of Pace Analytical Services, LLC.

Pace Analytical Services, LLC
9800 Kincey Ave. Suite 100
Huntersville, NC 28078
(704)875-9092

CERTIFICATIONS

Project: 2020-L1-2448
Pace Project No.: 92608250

Pace Analytical Services National
12065 Lebanon Road, Mt. Juliet, TN 37122
Alabama Certification #: 40660
Alaska Certification 17-026
Arizona Certification #: AZ0612
Arkansas Certification #: 88-0469
California Certification #: 2932
Canada Certification #: 1461.01
Colorado Certification #: TN00003
Connecticut Certification #: PH-0197
DOD Certification: #1461.01
EPA# TN00003
Florida Certification #: E87487
Georgia DW Certification #: 923
Georgia Certification: NELAP
Idaho Certification #: TN00003
Illinois Certification #: 200008
Indiana Certification #: C-TN-01
Iowa Certification #: 364
Kansas Certification #: E-10277
Kentucky UST Certification #: 16
Kentucky Certification #: 90010
Louisiana Certification #: AI30792
Louisiana DW Certification #: LA180010
Maine Certification #: TN0002
Maryland Certification #: 324
Massachusetts Certification #: M-TN003
Michigan Certification #: 9958
Minnesota Certification #: 047-999-395
Mississippi Certification #: TN00003
Missouri Certification #: 340
Montana Certification #: CERT0086
Nebraska Certification #: NE-OS-15-05
Nevada Certification #: TN-03-2002-34
New Hampshire Certification #: 2975
New Jersey Certification #: TN002
New Mexico DW Certification
New York Certification #: 11742
North Carolina Aquatic Toxicity Certification #: 41
North Carolina Drinking Water Certification #: 21704
North Carolina Environmental Certificate #: 375
North Dakota Certification #: R-140
Ohio VAP Certification #: CL0069
Oklahoma Certification #: 9915
Oregon Certification #: TN200002
Pennsylvania Certification #: 68-02979
Rhode Island Certification #: LAO00356
South Carolina Certification #: 84004
South Dakota Certification
Tennessee DW/Chem/Micro Certification #: 2006
Texas Certification #: T 104704245-17-14
Texas Mold Certification #: LAB0152
USDA Soil Permit #: P330-15-00234
Utah Certification #: TN00003
Virginia Certification #: VT2006
Vermont Dept. of Health: ID# VT-2006
Virginia Certification #: 460132
Washington Certification #: C847
West Virginia Certification #: 233
Wisconsin Certification #: 998093910
Wyoming UST Certification #: via A2LA 2926.01
A2LA-ISO 17025 Certification #: 1461.01
A2LA-ISO 17025 Certification #: 1461.02
AIHA-LAP/LLC EMLAP Certification #:100789

This report shall not be reproduced, except in full,
without the written consent of Pace Analytical Services, LLC.

Pace Analytical Services, LLC
9800 Kincey Ave. Suite 100
Huntersville, NC 28078
(704)875-9092

SAMPLE SUMMARY

Project: 2020-L1-2448
Pace Project No.: 92608250

Lab ID	Sample ID	Matrix	Date Collected	Date Received
92608250001	**SYSTEM-1-INFLUENT**	Air	06/07/22 00:00	06/07/22 11:05
92608250002	**SYSTEM-2-INFLUENT**	Air	06/07/22 00:00	06/07/22 11:05

This report shall not be reproduced, except in full,
without the written consent of Pace Analytical Services, LLC.

Pace Analytical Services, LLC
9800 Kincey Ave. Suite 100
Huntersville, NC 28078
(704)875-9092

SAMPLE ANALYTE COUNT

Project: 2020-L1-2448
Pace Project No.: 92608250

Lab ID	Sample ID	Method	Analysts	Analytes Reported	Laboratory
92608250001	**SYSTEM-1-INFLUENT**	TO-15	DAH	69	PAN
92608250002	**SYSTEM-2-INFLUENT**	TO-15	DAH	69	PAN

PAN = Pace National - Mt. Juliet

This report shall not be reproduced, except in full,
without the written consent of Pace Analytical Services, LLC.

Pace Analytical Services, LLC
9800 Kincey Ave. Suite 100
Huntersville, NC 28078
(704)875-9092

ANALYTICAL RESULTS

Project: 2020-L1-2448
Pace Project No.: 92608250

Sample: SYSTEM-1-INFLUENT **Lab ID: 92608250001** Collected: 06/07/22 00:00 Received: 06/07/22 11:05 Matrix: Air

Parameters	Results	Units	Report Limit	MDL	DF	Prepared	Analyzed	CAS No.	Qual
VOA (MS) TO-15	Analytical Method: TO-15 Preparation Method: TO-15 Pace National - Mt. Juliet								
Gasoline Range Organics	**15500000**	ug/m3	1650000	328000	2000	06/09/22 15:00	06/09/22 15:00	8006-61-9	
Acetone	**10400**	ug/m3	5940	2780	2000	06/09/22 15:00	06/09/22 15:00	67-64-1	
Allyl chloride	ND	ug/m3	1250	714	2000	06/09/22 15:00	06/09/22 15:00	107-05-1	
Benzene	**250000**	ug/m3	1280	457	2000	06/09/22 15:00	06/09/22 15:00	71-43-2	
Benzyl chloride	ND	ug/m3	2080	623	2000	06/09/22 15:00	06/09/22 15:00	100-44-7	
Bromodichloromethane	ND	ug/m3	2680	939	2000	06/09/22 15:00	06/09/22 15:00	75-27-4	
Bromoform	ND	ug/m3	12400	1510	2000	06/09/22 15:00	06/09/22 15:00	75-25-2	
Bromomethane	ND	ug/m3	1550	761	2000	06/09/22 15:00	06/09/22 15:00	74-83-9	
1,3-Butadiene	ND	ug/m3	8850	460	2000	06/09/22 15:00	06/09/22 15:00	106-99-0	
Carbon disulfide	ND	ug/m3	1240	635	2000	06/09/22 15:00	06/09/22 15:00	75-15-0	
Carbon tetrachloride	ND	ug/m3	2520	920	2000	06/09/22 15:00	06/09/22 15:00	56-23-5	
Chlorobenzene	ND	ug/m3	1850	767	2000	06/09/22 15:00	06/09/22 15:00	108-90-7	
Chloroethane	ND	ug/m3	1060	525	2000	06/09/22 15:00	06/09/22 15:00	75-00-3	
Chloroform	ND	ug/m3	1950	696	2000	06/09/22 15:00	06/09/22 15:00	67-66-3	
Chloromethane	ND	ug/m3	826	425	2000	06/09/22 15:00	06/09/22 15:00	74-87-3	
2-Chlorotoluene	ND	ug/m3	2060	855	2000	06/09/22 15:00	06/09/22 15:00	95-49-8	
Cyclohexane	**305000**	ug/m3	1380	520	2000	06/09/22 15:00	06/09/22 15:00	110-82-7	
Dibromochloromethane	ND	ug/m3	3400	1230	2000	06/09/22 15:00	06/09/22 15:00	124-48-1	
1,2-Dibromoethane (EDB)	ND	ug/m3	3080	1110	2000	06/09/22 15:00	06/09/22 15:00	106-93-4	
1,2-Dichlorobenzene	ND	ug/m3	2400	1540	2000	06/09/22 15:00	06/09/22 15:00	95-50-1	
1,3-Dichlorobenzene	ND	ug/m3	2400	2190	2000	06/09/22 15:00	06/09/22 15:00	541-73-1	
1,4-Dichlorobenzene	ND	ug/m3	2400	667	2000	06/09/22 15:00	06/09/22 15:00	106-46-7	
1,2-Dichloroethane	ND	ug/m3	1620	567	2000	06/09/22 15:00	06/09/22 15:00	107-06-2	
1,1-Dichloroethane	ND	ug/m3	1600	581	2000	06/09/22 15:00	06/09/22 15:00	75-34-3	
1,1-Dichloroethene	ND	ug/m3	1590	602	2000	06/09/22 15:00	06/09/22 15:00	75-35-4	
cis-1,2-Dichloroethene	ND	ug/m3	1590	622	2000	06/09/22 15:00	06/09/22 15:00	156-59-2	
trans-1,2-Dichloroethene	ND	ug/m3	1590	535	2000	06/09/22 15:00	06/09/22 15:00	156-60-5	
1,2-Dichloropropane	ND	ug/m3	1850	702	2000	06/09/22 15:00	06/09/22 15:00	78-87-5	
cis-1,3-Dichloropropene	ND	ug/m3	1820	627	2000	06/09/22 15:00	06/09/22 15:00	10061-01-5	
trans-1,3-Dichloropropene	ND	ug/m3	1820	663	2000	06/09/22 15:00	06/09/22 15:00	10061-02-6	
1,4-Dioxane (p-Dioxane)	ND	ug/m3	1440	602	2000	06/09/22 15:00	06/09/22 15:00	123-91-1	
Ethanol	ND	ug/m3	4710	999	2000	06/09/22 15:00	06/09/22 15:00	64-17-5	
Ethylbenzene	**39800**	ug/m3	1730	724	2000	06/09/22 15:00	06/09/22 15:00	100-41-4	
4-Ethyltoluene	**9570**	ug/m3	1960	771	2000	06/09/22 15:00	06/09/22 15:00	622-96-8	
Trichlorofluoromethane	ND	ug/m3	2250	922	2000	06/09/22 15:00	06/09/22 15:00	75-69-4	
Dichlorodifluoromethane	ND	ug/m3	1980	1360	2000	06/09/22 15:00	06/09/22 15:00	75-71-8	
1,1,2-Trichlorotrifluoroethane	ND	ug/m3	3070	1220	2000	06/09/22 15:00	06/09/22 15:00	76-13-1	
Dichlorotetrafluoroethane	ND	ug/m3	2800	1240	2000	06/09/22 15:00	06/09/22 15:00	76-14-2	
n-Heptane	**403000**	ug/m3	1640	851	2000	06/09/22 15:00	06/09/22 15:00	142-82-5	
Hexachloro-1,3-butadiene	ND	ug/m3	13500	2240	2000	06/09/22 15:00	06/09/22 15:00	87-68-3	
n-Hexane	**2610000**	ug/m3	22200	7260	10000	06/10/22 17:49	06/10/22 17:49	110-54-3	
Isopropylbenzene (Cumene)	**1520J**	ug/m3	1970	762	2000	06/09/22 15:00	06/09/22 15:00	98-82-8	J
Methylene Chloride	ND	ug/m3	1390	681	2000	06/09/22 15:00	06/09/22 15:00	75-09-2	
2-Hexanone	ND	ug/m3	10200	1090	2000	06/09/22 15:00	06/09/22 15:00	591-78-6	
2-Butanone (MEK)	ND	ug/m3	7370	481	2000	06/09/22 15:00	06/09/22 15:00	78-93-3	

REPORT OF LABORATORY ANALYSIS

This report shall not be reproduced, except in full,
without the written consent of Pace Analytical Services, LLC.

Pace Analytical Services, LLC
9800 Kincey Ave. Suite 100
Huntersville, NC 28078
(704)875-9092

ANALYTICAL RESULTS

Project: 2020-L1-2448
Pace Project No.: 92608250

Sample: SYSTEM-1-INFLUENT **Lab ID: 92608250001** Collected: 06/07/22 00:00 Received: 06/07/22 11:05 Matrix: Air

Parameters	Results	Units	Report Limit	MDL	DF	Prepared	Analyzed	CAS No.	Qual
VOA (MS) TO-15	Analytical Method: TO-15 Preparation Method: TO-15 Pace National - Mt. Juliet								
4-Methyl-2-pentanone (MIBK)	ND	ug/m3	10200	626	2000	06/09/22 15:00	06/09/22 15:00	108-10-1	
Methyl methacrylate	ND	ug/m3	1640	717	2000	06/09/22 15:00	06/09/22 15:00	80-62-6	
Methyl-tert-butyl ether	ND	ug/m3	1440	465	2000	06/09/22 15:00	06/09/22 15:00	1634-04-4	
Naphthalene	ND	ug/m3	6600	3660	2000	06/09/22 15:00	06/09/22 15:00	91-20-3	
2-Propanol	**40300**	ug/m3	6150	1300	2000	06/09/22 15:00	06/09/22 15:00	67-63-0	
Propylene	ND	ug/m3	4300	320	2000	06/09/22 15:00	06/09/22 15:00	115-07-1	
Styrene	ND	ug/m3	1700	672	2000	06/09/22 15:00	06/09/22 15:00	100-42-5	
1,1,2,2-Tetrachloroethane	ND	ug/m3	2750	1020	2000	06/09/22 15:00	06/09/22 15:00	79-34-5	
Tetrachloroethene	ND	ug/m3	2720	1110	2000	06/09/22 15:00	06/09/22 15:00	127-18-4	
Tetrahydrofuran	ND	ug/m3	1180	433	2000	06/09/22 15:00	06/09/22 15:00	109-99-9	
Toluene	**644000**	ug/m3	3770	655	2000	06/09/22 15:00	06/09/22 15:00	108-88-3	
1,2,4-Trichlorobenzene	ND	ug/m3	9330	2190	2000	06/09/22 15:00	06/09/22 15:00	120-82-1	
1,1,1-Trichloroethane	ND	ug/m3	2180	800	2000	06/09/22 15:00	06/09/22 15:00	71-55-6	
1,1,2-Trichloroethane	ND	ug/m3	2180	843	2000	06/09/22 15:00	06/09/22 15:00	79-00-5	
Trichloroethene	ND	ug/m3	2140	729	2000	06/09/22 15:00	06/09/22 15:00	79-01-6	
1,2,4-Trimethylbenzene	**4830**	ug/m3	1960	751	2000	06/09/22 15:00	06/09/22 15:00	95-63-6	
1,3,5-Trimethylbenzene	**2660**	ug/m3	1960	766	2000	06/09/22 15:00	06/09/22 15:00	108-67-8	
2,2,4-Trimethylpentane	**1700000**	ug/m3	9340	6210	10000	06/10/22 17:49	06/10/22 17:49	540-84-1	
Vinyl chloride	ND	ug/m3	1020	486	2000	06/09/22 15:00	06/09/22 15:00	75-01-4	
Vinyl bromide	ND	ug/m3	1750	744	2000	06/09/22 15:00	06/09/22 15:00	593-60-2	
Vinyl acetate	ND	ug/m3	1410	817	2000	06/09/22 15:00	06/09/22 15:00	108-05-4	
m&p-Xylene	**123000**	ug/m3	3470	1170	2000	06/09/22 15:00	06/09/22 15:00	179601-23-1	
o-Xylene	**36900**	ug/m3	1730	720	2000	06/09/22 15:00	06/09/22 15:00	95-47-6	
Surrogates									
1,4-Dichlorobenzene-d4 (IS)	98.2	%	60.0-140		2000	06/09/22 15:00	06/09/22 15:00	3855-82-1	
1,4-Dichlorobenzene-d4 (IS)	98.7	%	60.0-140		10000	06/10/22 17:49	06/10/22 17:49	3855-82-1	

REPORT OF LABORATORY ANALYSIS

This report shall not be reproduced, except in full,
without the written consent of Pace Analytical Services, LLC.

Pace Analytical Services, LLC
9800 Kincey Ave. Suite 100
Huntersville, NC 28078
(704)875-9092

ANALYTICAL RESULTS

Project: 2020-L1-2448
Pace Project No.: 92608250

Sample: SYSTEM-2-INFLUENT **Lab ID: 92608250002** Collected: 06/07/22 00:00 Received: 06/07/22 11:05 Matrix: Air

Parameters	Results	Units	Report Limit	MDL	DF	Prepared	Analyzed	CAS No.	Qual
VOA (MS) TO-15	Analytical Method: TO-15 Preparation Method: TO-15 Pace National - Mt. Juliet								
Gasoline Range Organics	**5820000**	ug/m3	1650000	328000	2000	06/09/22 15:36	06/09/22 15:36	8006-61-9	
Acetone	**8580**	ug/m3	5940	2780	2000	06/09/22 15:36	06/09/22 15:36	67-64-1	
Allyl chloride	ND	ug/m3	1250	714	2000	06/09/22 15:36	06/09/22 15:36	107-05-1	
Benzene	**69000**	ug/m3	1280	457	2000	06/09/22 15:36	06/09/22 15:36	71-43-2	
Benzyl chloride	ND	ug/m3	2080	623	2000	06/09/22 15:36	06/09/22 15:36	100-44-7	
Bromodichloromethane	ND	ug/m3	2680	939	2000	06/09/22 15:36	06/09/22 15:36	75-27-4	
Bromoform	ND	ug/m3	12400	1510	2000	06/09/22 15:36	06/09/22 15:36	75-25-2	
Bromomethane	ND	ug/m3	1550	761	2000	06/09/22 15:36	06/09/22 15:36	74-83-9	
1,3-Butadiene	ND	ug/m3	8850	460	2000	06/09/22 15:36	06/09/22 15:36	106-99-0	
Carbon disulfide	ND	ug/m3	1240	635	2000	06/09/22 15:36	06/09/22 15:36	75-15-0	
Carbon tetrachloride	ND	ug/m3	2520	920	2000	06/09/22 15:36	06/09/22 15:36	56-23-5	
Chlorobenzene	ND	ug/m3	1850	767	2000	06/09/22 15:36	06/09/22 15:36	108-90-7	
Chloroethane	ND	ug/m3	1060	525	2000	06/09/22 15:36	06/09/22 15:36	75-00-3	
Chloroform	ND	ug/m3	1950	696	2000	06/09/22 15:36	06/09/22 15:36	67-66-3	
Chloromethane	ND	ug/m3	826	425	2000	06/09/22 15:36	06/09/22 15:36	74-87-3	
2-Chlorotoluene	ND	ug/m3	2060	855	2000	06/09/22 15:36	06/09/22 15:36	95-49-8	
Cyclohexane	**94400**	ug/m3	1380	520	2000	06/09/22 15:36	06/09/22 15:36	110-82-7	
Dibromochloromethane	ND	ug/m3	3400	1230	2000	06/09/22 15:36	06/09/22 15:36	124-48-1	
1,2-Dibromoethane (EDB)	ND	ug/m3	3080	1110	2000	06/09/22 15:36	06/09/22 15:36	106-93-4	
1,2-Dichlorobenzene	ND	ug/m3	2400	1540	2000	06/09/22 15:36	06/09/22 15:36	95-50-1	
1,3-Dichlorobenzene	ND	ug/m3	2400	2190	2000	06/09/22 15:36	06/09/22 15:36	541-73-1	
1,4-Dichlorobenzene	ND	ug/m3	2400	667	2000	06/09/22 15:36	06/09/22 15:36	106-46-7	
1,2-Dichloroethane	ND	ug/m3	1620	567	2000	06/09/22 15:36	06/09/22 15:36	107-06-2	
1,1-Dichloroethane	ND	ug/m3	1600	581	2000	06/09/22 15:36	06/09/22 15:36	75-34-3	
1,1-Dichloroethene	ND	ug/m3	1590	602	2000	06/09/22 15:36	06/09/22 15:36	75-35-4	
cis-1,2-Dichloroethene	ND	ug/m3	1590	622	2000	06/09/22 15:36	06/09/22 15:36	156-59-2	
trans-1,2-Dichloroethene	ND	ug/m3	1590	535	2000	06/09/22 15:36	06/09/22 15:36	156-60-5	
1,2-Dichloropropane	ND	ug/m3	1850	702	2000	06/09/22 15:36	06/09/22 15:36	78-87-5	
cis-1,3-Dichloropropene	ND	ug/m3	1820	627	2000	06/09/22 15:36	06/09/22 15:36	10061-01-5	
trans-1,3-Dichloropropene	ND	ug/m3	1820	663	2000	06/09/22 15:36	06/09/22 15:36	10061-02-6	
1,4-Dioxane (p-Dioxane)	ND	ug/m3	1440	602	2000	06/09/22 15:36	06/09/22 15:36	123-91-1	
Ethanol	ND	ug/m3	4710	999	2000	06/09/22 15:36	06/09/22 15:36	64-17-5	
Ethylbenzene	**33700**	ug/m3	1730	724	2000	06/09/22 15:36	06/09/22 15:36	100-41-4	
4-Ethyltoluene	**11200**	ug/m3	1960	771	2000	06/09/22 15:36	06/09/22 15:36	622-96-8	
Trichlorofluoromethane	ND	ug/m3	2250	922	2000	06/09/22 15:36	06/09/22 15:36	75-69-4	
Dichlorodifluoromethane	ND	ug/m3	1980	1360	2000	06/09/22 15:36	06/09/22 15:36	75-71-8	
1,1,2-Trichlorotrifluoroethane	ND	ug/m3	3070	1220	2000	06/09/22 15:36	06/09/22 15:36	76-13-1	
Dichlorotetrafluoroethane	ND	ug/m3	2800	1240	2000	06/09/22 15:36	06/09/22 15:36	76-14-2	
n-Heptane	**167000**	ug/m3	1640	851	2000	06/09/22 15:36	06/09/22 15:36	142-82-5	
Hexachloro-1,3-butadiene	ND	ug/m3	13500	2240	2000	06/09/22 15:36	06/09/22 15:36	87-68-3	
n-Hexane	**494000**	ug/m3	4440	1450	2000	06/09/22 15:36	06/09/22 15:36	110-54-3	
Isopropylbenzene (Cumene)	**1600J**	ug/m3	1970	762	2000	06/09/22 15:36	06/09/22 15:36	98-82-8	J
Methylene Chloride	ND	ug/m3	1390	681	2000	06/09/22 15:36	06/09/22 15:36	75-09-2	
2-Hexanone	ND	ug/m3	10200	1090	2000	06/09/22 15:36	06/09/22 15:36	591-78-6	
2-Butanone (MEK)	ND	ug/m3	7370	481	2000	06/09/22 15:36	06/09/22 15:36	78-93-3	

REPORT OF LABORATORY ANALYSIS

This report shall not be reproduced, except in full,
without the written consent of Pace Analytical Services, LLC.

Pace Analytical Services, LLC
9800 Kincey Ave. Suite 100
Huntersville, NC 28078
(704)875-9092

ANALYTICAL RESULTS

Project: 2020-L1-2448
Pace Project No.: 92608250

Sample: SYSTEM-2-INFLUENT **Lab ID: 92608250002** Collected: 06/07/22 00:00 Received: 06/07/22 11:05 Matrix: Air

Parameters	Results	Units	Report Limit	MDL	DF	Prepared	Analyzed	CAS No.	Qual
VOA (MS) TO-15	Analytical Method: TO-15 Preparation Method: TO-15 Pace National - Mt. Juliet								
4-Methyl-2-pentanone (MIBK)	ND	ug/m3	10200	626	2000	06/09/22 15:36	06/09/22 15:36	108-10-1	
Methyl methacrylate	ND	ug/m3	1640	717	2000	06/09/22 15:36	06/09/22 15:36	80-62-6	
Methyl-tert-butyl ether	ND	ug/m3	1440	465	2000	06/09/22 15:36	06/09/22 15:36	1634-04-4	
Naphthalene	ND	ug/m3	6600	3660	2000	06/09/22 15:36	06/09/22 15:36	91-20-3	
2-Propanol	**35600**	ug/m3	6150	1300	2000	06/09/22 15:36	06/09/22 15:36	67-63-0	
Propylene	ND	ug/m3	4300	320	2000	06/09/22 15:36	06/09/22 15:36	115-07-1	
Styrene	ND	ug/m3	1700	672	2000	06/09/22 15:36	06/09/22 15:36	100-42-5	
1,1,2,2-Tetrachloroethane	ND	ug/m3	2750	1020	2000	06/09/22 15:36	06/09/22 15:36	79-34-5	
Tetrachloroethene	ND	ug/m3	2720	1110	2000	06/09/22 15:36	06/09/22 15:36	127-18-4	
Tetrahydrofuran	ND	ug/m3	1180	433	2000	06/09/22 15:36	06/09/22 15:36	109-99-9	
Toluene	**332000**	ug/m3	3770	655	2000	06/09/22 15:36	06/09/22 15:36	108-88-3	
1,2,4-Trichlorobenzene	ND	ug/m3	9330	2190	2000	06/09/22 15:36	06/09/22 15:36	120-82-1	
1,1,1-Trichloroethane	ND	ug/m3	2180	800	2000	06/09/22 15:36	06/09/22 15:36	71-55-6	
1,1,2-Trichloroethane	ND	ug/m3	2180	843	2000	06/09/22 15:36	06/09/22 15:36	79-00-5	
Trichloroethene	ND	ug/m3	2140	729	2000	06/09/22 15:36	06/09/22 15:36	79-01-6	
1,2,4-Trimethylbenzene	**6090**	ug/m3	1960	751	2000	06/09/22 15:36	06/09/22 15:36	95-63-6	
1,3,5-Trimethylbenzene	**3420**	ug/m3	1960	766	2000	06/09/22 15:36	06/09/22 15:36	108-67-8	
2,2,4-Trimethylpentane	**635000**	ug/m3	1870	1240	2000	06/09/22 15:36	06/09/22 15:36	540-84-1	
Vinyl chloride	ND	ug/m3	1020	486	2000	06/09/22 15:36	06/09/22 15:36	75-01-4	
Vinyl bromide	ND	ug/m3	1750	744	2000	06/09/22 15:36	06/09/22 15:36	593-60-2	
Vinyl acetate	ND	ug/m3	1410	817	2000	06/09/22 15:36	06/09/22 15:36	108-05-4	
m&p-Xylene	**111000**	ug/m3	3470	1170	2000	06/09/22 15:36	06/09/22 15:36	179601-23-1	
o-Xylene	**35700**	ug/m3	1730	720	2000	06/09/22 15:36	06/09/22 15:36	95-47-6	
Surrogates									
1,4-Dichlorobenzene-d4 (IS)	98.1	%	60.0-140		2000	06/09/22 15:36	06/09/22 15:36	3855-82-1	

REPORT OF LABORATORY ANALYSIS

This report shall not be reproduced, except in full,
without the written consent of Pace Analytical Services, LLC.

Pace Analytical Services, LLC
9800 Kincey Ave. Suite 100
Huntersville, NC 28078
(704)875-9092

QUALITY CONTROL DATA

Project: 2020-L1-2448
Pace Project No.: 92608250

QC Batch: 1876879
QC Batch Method: TO-15
Analysis Method: TO-15
Analysis Description: VOA (MS) TO-15
Laboratory: Pace National - Mt. Juliet
Associated Lab Samples: 92608250001, 92608250002

METHOD BLANK: R3801735-3 Matrix: Air
Associated Lab Samples: 92608250001, 92608250002

Parameter	Units	Blank Result	Reporting Limit	MDL	Analyzed	Qualifiers
Gasoline Range Organics	ug/m3	ND	826	164	06/09/22 09:54	
Acetone	ug/m3	ND	2.97	1.39	06/09/22 09:54	
Allyl chloride	ug/m3	ND	0.626	0.357	06/09/22 09:54	
Benzene	ug/m3	ND	0.639	0.228	06/09/22 09:54	
Benzyl chloride	ug/m3	ND	1.04	0.311	06/09/22 09:54	
Bromodichloromethane	ug/m3	ND	1.34	0.471	06/09/22 09:54	
Bromoform	ug/m3	ND	6.21	0.757	06/09/22 09:54	
Bromomethane	ug/m3	ND	0.776	0.381	06/09/22 09:54	
1,3-Butadiene	ug/m3	ND	4.43	0.230	06/09/22 09:54	
Carbon disulfide	ug/m3	ND	0.622	0.317	06/09/22 09:54	
Carbon tetrachloride	ug/m3	ND	1.26	0.461	06/09/22 09:54	
Chlorobenzene	ug/m3	ND	0.924	0.385	06/09/22 09:54	
Chloroethane	ug/m3	ND	0.528	0.263	06/09/22 09:54	
Chloroform	ug/m3	ND	0.973	0.349	06/09/22 09:54	
Chloromethane	ug/m3	ND	0.413	0.213	06/09/22 09:54	
2-Chlorotoluene	ug/m3	ND	1.03	0.427	06/09/22 09:54	
Cyclohexane	ug/m3	ND	0.689	0.259	06/09/22 09:54	
Dibromochloromethane	ug/m3	ND	1.70	0.618	06/09/22 09:54	
1,2-Dibromoethane (EDB)	ug/m3	ND	1.54	0.554	06/09/22 09:54	
1,2-Dichlorobenzene	ug/m3	ND	1.20	0.770	06/09/22 09:54	
1,3-Dichlorobenzene	ug/m3	ND	1.20	1.09	06/09/22 09:54	
1,4-Dichlorobenzene	ug/m3	ND	1.20	0.335	06/09/22 09:54	
1,2-Dichloroethane	ug/m3	ND	0.810	0.283	06/09/22 09:54	
1,1-Dichloroethane	ug/m3	ND	0.802	0.290	06/09/22 09:54	
1,1-Dichloroethene	ug/m3	ND	0.793	0.302	06/09/22 09:54	
cis-1,2-Dichloroethene	ug/m3	ND	0.793	0.311	06/09/22 09:54	
trans-1,2-Dichloroethene	ug/m3	ND	0.793	0.267	06/09/22 09:54	
1,2-Dichloropropane	ug/m3	ND	0.924	0.351	06/09/22 09:54	
cis-1,3-Dichloropropene	ug/m3	ND	0.908	0.313	06/09/22 09:54	
trans-1,3-Dichloropropene	ug/m3	ND	0.908	0.331	06/09/22 09:54	
1,4-Dioxane (p-Dioxane)	ug/m3	ND	0.721	0.300	06/09/22 09:54	
Ethanol	ug/m3	ND	2.36	0.500	06/09/22 09:54	
Ethylbenzene	ug/m3	ND	0.867	0.362	06/09/22 09:54	
4-Ethyltoluene	ug/m3	ND	0.982	0.384	06/09/22 09:54	
Trichlorofluoromethane	ug/m3	ND	1.12	0.460	06/09/22 09:54	
Dichlorodifluoromethane	ug/m3	ND	0.989	0.678	06/09/22 09:54	
1,1,2-Trichlorotrifluoroethane	ug/m3	ND	1.53	0.608	06/09/22 09:54	
Dichlorotetrafluoroethane	ug/m3	ND	1.40	0.622	06/09/22 09:54	
n-Heptane	ug/m3	ND	0.818	0.425	06/09/22 09:54	
Hexachloro-1,3-butadiene	ug/m3	ND	6.73	1.12	06/09/22 09:54	

Results presented on this page are in the units indicated by the "Units" column except where an alternate unit is presented to the right of the result.

REPORT OF LABORATORY ANALYSIS

This report shall not be reproduced, except in full,
without the written consent of Pace Analytical Services, LLC.

Pace Analytical Services, LLC
9800 Kincey Ave. Suite 100
Huntersville, NC 28078
(704)875-9092

QUALITY CONTROL DATA

Project: 2020-L1-2448
Pace Project No.: 92608250

METHOD BLANK: R3801735-3 Matrix: Air
Associated Lab Samples: 92608250001, 92608250002

Parameter	Units	Blank Result	Reporting Limit	MDL	Analyzed	Qualifiers
n-Hexane	ug/m3	ND	2.22	0.726	06/09/22 09:54	
Isopropylbenzene (Cumene)	ug/m3	ND	0.983	0.382	06/09/22 09:54	
Methylene Chloride	ug/m3	ND	0.694	0.340	06/09/22 09:54	
2-Hexanone	ug/m3	ND	5.11	0.544	06/09/22 09:54	
2-Butanone (MEK)	ug/m3	ND	3.69	0.240	06/09/22 09:54	
4-Methyl-2-pentanone (MIBK)	ug/m3	ND	5.12	0.313	06/09/22 09:54	
Methyl methacrylate	ug/m3	ND	0.819	0.359	06/09/22 09:54	
Methyl-tert-butyl ether	ug/m3	ND	0.721	0.233	06/09/22 09:54	
Naphthalene	ug/m3	ND	3.30	1.83	06/09/22 09:54	
2-Propanol	ug/m3	ND	3.07	0.649	06/09/22 09:54	
Propylene	ug/m3	0.200J	2.15	0.160	06/09/22 09:54	J
Styrene	ug/m3	ND	0.851	0.335	06/09/22 09:54	
1,1,2,2-Tetrachloroethane	ug/m3	ND	1.37	0.511	06/09/22 09:54	
Tetrachloroethene	ug/m3	ND	1.36	0.553	06/09/22 09:54	
Tetrahydrofuran	ug/m3	ND	0.590	0.216	06/09/22 09:54	
Toluene	ug/m3	ND	1.88	0.328	06/09/22 09:54	
1,2,4-Trichlorobenzene	ug/m3	ND	4.66	1.10	06/09/22 09:54	
1,1,1-Trichloroethane	ug/m3	ND	1.09	0.400	06/09/22 09:54	
1,1,2-Trichloroethane	ug/m3	ND	1.09	0.422	06/09/22 09:54	
Trichloroethene	ug/m3	ND	1.07	0.364	06/09/22 09:54	
1,2,4-Trimethylbenzene	ug/m3	ND	0.982	0.375	06/09/22 09:54	
1,3,5-Trimethylbenzene	ug/m3	ND	0.982	0.382	06/09/22 09:54	
2,2,4-Trimethylpentane	ug/m3	ND	0.934	0.621	06/09/22 09:54	
Vinyl chloride	ug/m3	ND	0.511	0.243	06/09/22 09:54	
Vinyl bromide	ug/m3	ND	0.875	0.373	06/09/22 09:54	
Vinyl acetate	ug/m3	ND	0.704	0.408	06/09/22 09:54	
m&p-Xylene	ug/m3	ND	1.73	0.585	06/09/22 09:54	
o-Xylene	ug/m3	ND	0.867	0.359	06/09/22 09:54	
1,4-Dichlorobenzene-d4 (IS)	%	97.7	60.0-140		06/09/22 09:54	

LABORATORY CONTROL SAMPLE & LCSD: R3801735-1 R3801735-2

Parameter	Units	Spike Conc.	LCS Result	LCSD Result	LCS % Rec	LCSD % Rec	% Rec Limits	RPD	Max RPD	Qualifiers
Gasoline Range Organics	ug/m3	839	987	991	118	118	70.0-130	0.418	25	
Acetone	ug/m3	8.91	10.4	10.6	116	118	70.0-130	1.82	25	
Allyl chloride	ug/m3	11.7	12.7	12.8	109	109	70.0-130	0.734	25	
Benzene	ug/m3	12.0	13.5	13.5	113	113	70.0-130	0.00	25	
Benzyl chloride	ug/m3	19.5	22.2	22.6	114	116	70.0-152	1.62	25	
Bromodichloromethane	ug/m3	25.2	27.7	28.0	110	111	70.0-130	1.20	25	
Bromoform	ug/m3	38.8	43.4	43.7	112	113	70.0-130	0.713	25	
Bromomethane	ug/m3	14.6	15.9	16.0	109	110	70.0-130	0.731	25	
1,3-Butadiene	ug/m3	8.30	9.34	9.32	113	112	70.0-130	0.237	25	
Carbon disulfide	ug/m3	11.7	13.5	13.5	116	115	70.0-130	0.231	25	
Carbon tetrachloride	ug/m3	23.6	26.5	26.5	112	112	70.0-130	0.00	25	

Results presented on this page are in the units indicated by the "Units" column except where an alternate unit is presented to the right of the result.

REPORT OF LABORATORY ANALYSIS

This report shall not be reproduced, except in full,
without the written consent of Pace Analytical Services, LLC.

Pace Analytical Services, LLC
9800 Kincey Ave. Suite 100
Huntersville, NC 28078
(704)875-9092

QUALITY CONTROL DATA

Project: 2020-L1-2448
Pace Project No.: 92608250

LABORATORY CONTROL SAMPLE & LCSD: R3801735-1 R3801735-2

Parameter	Units	Spike Conc.	LCS Result	LCSD Result	LCS % Rec	LCSD % Rec	% Rec Limits	RPD	Max RPD	Qualifiers
Chlorobenzene	ug/m3	17.3	19.1	19.3	110	111	70.0-130	0.964	25	
Chloroethane	ug/m3	9.89	11.1	11.2	112	113	70.0-130	1.19	25	
Chloroform	ug/m3	18.3	20.7	20.6	113	113	70.0-130	0.472	25	
Chloromethane	ug/m3	7.75	9.01	8.92	116	115	70.0-130	0.922	25	
2-Chlorotoluene	ug/m3	19.3	21.7	21.9	112	113	70.0-130	0.946	25	
Cyclohexane	ug/m3	12.9	15.9	15.8	123	122	70.0-130	0.653	25	
Dibromochloromethane	ug/m3	31.9	35.1	35.6	110	112	70.0-130	1.44	25	
1,2-Dibromoethane (EDB)	ug/m3	28.8	32.6	32.8	113	114	70.0-130	0.705	25	
1,2-Dichlorobenzene	ug/m3	22.5	25.1	25.3	111	112	70.0-130	0.955	25	
1,3-Dichlorobenzene	ug/m3	22.5	25.1	25.3	111	112	70.0-130	0.955	25	
1,4-Dichlorobenzene	ug/m3	22.5	24.8	25.3	110	112	70.0-130	1.92	25	
1,2-Dichloroethane	ug/m3	15.2	16.8	16.7	111	110	70.0-130	0.966	25	
1,1-Dichloroethane	ug/m3	15.0	17.3	17.4	115	116	70.0-130	0.462	25	
1,1-Dichloroethene	ug/m3	14.9	17.1	17.1	115	115	70.0-130	0.232	25	
cis-1,2-Dichloroethene	ug/m3	14.9	17.4	17.5	117	118	70.0-130	0.454	25	
trans-1,2-Dichloroethene	ug/m3	14.9	17.4	17.4	117	117	70.0-130	0.456	25	
1,2-Dichloropropane	ug/m3	17.3	19.7	20.0	114	115	70.0-130	1.16	25	
cis-1,3-Dichloropropene	ug/m3	17.0	19.9	20.1	117	118	70.0-130	0.907	25	
trans-1,3-Dichloropropene	ug/m3	17.0	19.8	19.7	116	116	70.0-130	0.460	25	
1,4-Dioxane (p-Dioxane)	ug/m3	13.5	15.0	15.6	111	115	70.0-140	4.01	25	
Ethanol	ug/m3	7.07	7.81	8.05	110	114	55.0-148	3.09	25	
Ethylbenzene	ug/m3	16.3	18.7	19.0	115	117	70.0-130	1.61	25	
4-Ethyltoluene	ug/m3	18.4	21.4	21.7	117	118	70.0-130	1.14	25	
Trichlorofluoromethane	ug/m3	21.1	22.6	22.7	107	108	70.0-130	0.248	25	
Dichlorodifluoromethane	ug/m3	18.5	21.1	21.0	114	113	64.0-139	0.705	25	
1,1,2-Trichlorotrifluoroethane	ug/m3	28.7	32.4	32.3	113	113	70.0-130	0.237	25	
Dichlorotetrafluoroethane	ug/m3	26.2	29.9	29.8	114	114	70.0-130	0.234	25	
n-Heptane	ug/m3	15.3	18.2	18.5	119	121	70.0-130	1.34	25	
Hexachloro-1,3-butadiene	ug/m3	40.0	42.3	42.4	106	106	70.0-151	0.252	25	
n-Hexane	ug/m3	13.2	16.3	16.3	123	123	70.0-130	0.00	25	
Isopropylbenzene (Cumene)	ug/m3	18.4	22.2	22.4	120	121	70.0-130	0.883	25	
Methylene Chloride	ug/m3	13.0	13.8	13.6	106	105	70.0-130	1.02	25	
2-Hexanone	ug/m3	15.3	18.1	18.5	118	121	70.0-149	2.24	25	
2-Butanone (MEK)	ug/m3	11.1	12.9	13.0	117	118	70.0-130	0.909	25	
4-Methyl-2-pentanone (MIBK)	ug/m3	15.4	17.8	18.1	116	118	70.0-139	1.83	25	
Methyl methacrylate	ug/m3	15.4	18.0	17.9	117	117	70.0-130	0.684	25	
Methyl-tert-butyl ether	ug/m3	13.5	16.3	16.3	121	121	70.0-130	0.221	25	
Naphthalene	ug/m3	19.6	22.9	23.1	117	118	70.0-159	0.683	25	
2-Propanol	ug/m3	9.22	10.9	11.3	119	122	70.0-139	2.88	25	
Propylene	ug/m3	6.46	7.66	7.63	119	118	64.0-144	0.450	25	
Styrene	ug/m3	16.0	19.0	19.4	119	121	70.0-130	2.00	25	
1,1,2,2-Tetrachloroethane	ug/m3	25.8	28.4	28.7	110	111	70.0-130	1.20	25	
Tetrachloroethene	ug/m3	25.5	28.0	28.2	110	111	70.0-130	0.483	25	
Tetrahydrofuran	ug/m3	11.1	13.2	13.2	120	120	70.0-137	0.00	25	
Toluene	ug/m3	14.1	16.2	16.3	115	116	70.0-130	0.694	25	
1,2,4-Trichlorobenzene	ug/m3	27.8	30.3	30.7	109	111	70.0-160	1.46	25	
1,1,1-Trichloroethane	ug/m3	20.4	23.1	23.0	113	113	70.0-130	0.473	25	

Results presented on this page are in the units indicated by the "Units" column except where an alternate unit is presented to the right of the result.

REPORT OF LABORATORY ANALYSIS

This report shall not be reproduced, except in full,
without the written consent of Pace Analytical Services, LLC.

Pace Analytical Services, LLC
9800 Kincey Ave. Suite 100
Huntersville, NC 28078
(704)875-9092

QUALITY CONTROL DATA

Project: 2020-L1-2448
Pace Project No.: 92608250

LABORATORY CONTROL SAMPLE & LCSD: R3801735-1 R3801735-2

Parameter	Units	Spike Conc.	LCS Result	LCSD Result	LCS % Rec	LCSD % Rec	% Rec Limits	RPD	Max RPD	Qualifiers
1,1,2-Trichloroethane	ug/m3	20.4	22.6	23.0	111	113	70.0-130	1.67	25	
Trichloroethene	ug/m3	20.1	22.3	22.8	111	113	70.0-130	2.14	25	
1,2,4-Trimethylbenzene	ug/m3	18.4	22.0	22.0	120	120	70.0-130	0.00	25	
1,3,5-Trimethylbenzene	ug/m3	18.4	21.1	21.1	114	115	70.0-130	0.233	25	
2,2,4-Trimethylpentane	ug/m3	17.5	21.7	21.7	124	124	70.0-130	0.00	25	
Vinyl chloride	ug/m3	9.59	11.1	11.0	115	115	70.0-130	0.695	25	
Vinyl bromide	ug/m3	16.4	17.9	17.8	109	109	70.0-130	0.245	25	
Vinyl acetate	ug/m3	13.2	16.4	15.6	124	118	70.0-130	5.07	25	
m&p-Xylene	ug/m3	32.5	37.9	38.3	117	118	70.0-130	1.02	25	
o-Xylene	ug/m3	16.3	19.3	19.6	119	121	70.0-130	1.34	25	
1,4-Dichlorobenzene-d4 (IS)	%				101	101	60.0-140			

Results presented on this page are in the units indicated by the "Units" column except where an alternate unit is presented to the right of the result.

REPORT OF LABORATORY ANALYSIS

This report shall not be reproduced, except in full,
without the written consent of Pace Analytical Services, LLC.

Pace Analytical Services, LLC
9800 Kincey Ave. Suite 100
Huntersville, NC 28078
(704)875-9092

QUALITY CONTROL DATA

Project: 2020-L1-2448
Pace Project No.: 92608250

QC Batch: 1877537
QC Batch Method: TO-15
Analysis Method: TO-15
Analysis Description: VOA (MS) TO-15
Laboratory: Pace National - Mt. Juliet

Associated Lab Samples: 92608250001

METHOD BLANK: R3801925-3 Matrix: Air
Associated Lab Samples: 92608250001

Parameter	Units	Blank Result	Reporting Limit	MDL	Analyzed	Qualifiers
n-Hexane	ug/m3	ND	2.22	0.726	06/10/22 10:00	
2,2,4-Trimethylpentane	ug/m3	ND	0.934	0.621	06/10/22 10:00	
1,4-Dichlorobenzene-d4 (IS)	%	97.9	60.0-140		06/10/22 10:00	

LABORATORY CONTROL SAMPLE & LCSD: R3801925-1 R3801925-2

Parameter	Units	Spike Conc.	LCS Result	LCSD Result	LCS % Rec	LCSD % Rec	% Rec Limits	RPD	Max RPD	Qualifiers
n-Hexane	ug/m3	13.2	16.8	17.1	127	129	70.0-130	1.67	25	
2,2,4-Trimethylpentane	ug/m3	17.5	22.4	22.6	128	129	70.0-130	1.04	25	
1,4-Dichlorobenzene-d4 (IS)	%				101	101	60.0-140			

Results presented on this page are in the units indicated by the "Units" column except where an alternate unit is presented to the right of the result.

REPORT OF LABORATORY ANALYSIS

This report shall not be reproduced, except in full,
without the written consent of Pace Analytical Services, LLC.

Pace Analytical Services, LLC
9800 Kincey Ave. Suite 100
Huntersville, NC 28078
(704)875-9092

QUALIFIERS

Project: 2020-L1-2448
Pace Project No.: 92608250

DEFINITIONS

DF - Dilution Factor, if reported, represents the factor applied to the reported data due to dilution of the sample aliquot.

ND - Not Detected at or above adjusted reporting limit.

TNTC - Too Numerous To Count

J - Estimated concentration above the adjusted method detection limit and below the adjusted reporting limit.

MDL - Adjusted Method Detection Limit.

PQL - Practical Quantitation Limit.

RL - Reporting Limit - The lowest concentration value that meets project requirements for quantitative data with known precision and bias for a specific analyte in a specific matrix.

S - Surrogate

1,2-Diphenylhydrazine decomposes to and cannot be separated from Azobenzene using Method 8270. The result for each analyte is a combined concentration.

Consistent with EPA guidelines, unrounded data are displayed and have been used to calculate % recovery and RPD values.

LCS(D) - Laboratory Control Sample (Duplicate)

MS(D) - Matrix Spike (Duplicate)

DUP - Sample Duplicate

RPD - Relative Percent Difference

NC - Not Calculable.

SG - Silica Gel - Clean-Up

U - Indicates the compound was analyzed for, but not detected.

Acid preservation may not be appropriate for 2 Chloroethylvinyl ether.

A separate vial preserved to a pH of 4-5 is recommended in SW846 Chapter 4 for the analysis of Acrolein and Acrylonitrile by EPA Method 8260.

N-Nitrosodiphenylamine decomposes and cannot be separated from Diphenylamine using Method 8270. The result reported for each analyte is a combined concentration.

Reported results are not rounded until the final step prior to reporting. Therefore, calculated parameters that are typically reported as "Total" may vary slightly from the sum of the reported component parameters.

Pace Analytical is TNI accredited. Contact your Pace PM for the current list of accredited analytes.

TNI - The NELAC Institute.

ANALYTE QUALIFIERS

J	Analyte detected below the reporting limit, therefore result is an estimate. This qualifier is also used for all TICs.

This report shall not be reproduced, except in full,
without the written consent of Pace Analytical Services, LLC.

Pace Analytical Services, LLC
9800 Kincey Ave. Suite 100
Huntersville, NC 28078
(704)875-9092

QUALITY CONTROL DATA CROSS REFERENCE TABLE

Project: 2020-L1-2448
Pace Project No.: 92608250

Lab ID	Sample ID	QC Batch Method	QC Batch	Analytical Method	Analytical Batch
92608250001	**SYSTEM-1-INFLUENT**	TO-15	1876879	TO-15	1876879
92608250001	**SYSTEM-1-INFLUENT**	TO-15	1877537	TO-15	1877537
92608250002	**SYSTEM-2-INFLUENT**	TO-15	1876879	TO-15	1876879

This report shall not be reproduced, except in full,
without the written consent of Pace Analytical Services, LLC.

Pace Analytical

CHAIN-OF-CUSTODY Analytical Request Document

Chain-of-Custody is a LEGAL DOCUMENT - Complete all relevent fields

LAB USE WO# : 92608250

92608250

mber or

Container Preservative

Company: Apex Companies	Billing Information:
Address:	
Report To: Andrew Street	Email To: andrew.street@apexcos.com
Copy To:	Site Collection Info/Address:
Customer Project Name/Number: 2020-L1-2448	State: NC County/City: Huntersville Time Zone Collected: [ ] PT [ ] MT [ ] CT [ ] ET
Phone: Email:	Site/Facility ID #: Compliance Monitoring? [ ] Yes [ ] No
Collected By (print): Matt T.	Purchase Order #: Quote #: DW PWS ID #: DW Location Code:
Collected By (signature): [signature]	Turnaround Date Required: Immediately Packed on Ice: [ ] Yes [ ] No
Sample Disposal: [ ] Dispose as appropriate [ ] Return [ ] Archive: ____ [ ] Hold: ____	Rush: [ ] Same Day [ ] Next Day [ ] 2 Day [ ] 3 Day [ ] 4 Day [ ] 5 Day (Expedite Charges Apply) Field Filtered (if applicable): [ ] Yes [ ] No Analysis: ____

** Preservative Types: (1) nitric acid, (2) sulfuric acid, (3) hydrochloric acid, (4) sodium hydroxide, (5) zinc acetate, (6) methanol, (7) sodium bisulfate, (8) sodium thiosulfate, (9) hexane, (A) ascorbic acid, (B) ammonium sulfate, (C) ammonium hydroxide, (D) TSP, (U) Unpreserved, (O) Other ____

* Matrix Codes (Insert in Matrix box below): Drinking Water (DW), Ground Water (GW), Wastewater (WW), Product (P), Soil/Solid (SL), Oil (OL), Wipe (WP), Air (AR), Tissue (TS), Bioassay (B), Vapor (V), Other (OT)

Analyses

Customer Sample ID	Matrix *	Comp / Grab	Collected (or Composite Start) Date	Time	Composite End Date	Time	Res Cl	# of Ctns	TO-15A VOC	TPHC	Lab Profile/Line:
System_1_Influent	~~G~~ AR	G	6-7-22					2	X	X	92608250 001
System_2_Influent	~~G~~ AR	G	6-7-22					2	X	X	002

Lab Sample Receipt Checklist:

Custody Seals Present/Intact	Y N NA
Custody Signatures Present	Y N NA
Collector Signature Present	Y N NA
Bottles Intact	Y N NA
Correct Bottles	Y N NA
Sufficient Volume	Y N NA
Samples Received on Ice	Y N NA
VOA - Headspace Acceptable	Y N NA
USDA Regulated Soils	Y N NA
Samples in Holding Time	Y N NA
Residual Chlorine Present	Y N NA
Cl Strips: ____	
Sample pH Acceptable	Y N NA
pH Strips: ____	
Sulfide Present	Y N NA
Lead Acetate Strips: ____	

LAB USE ONLY:
Lab Sample # / Comments: 92608250

Customer Remarks / Special Conditions / Possible Hazards:

Type of Ice Used: ~~Wet~~ Blue Dry None DP 6/7/22

Packing Material Used: NONE

Radchem sample(s) screened (<500 cpm): Y N NA

SHORT HOLDS PRESENT (<72 hours): Y N N/A

Lab Tracking #: 2621024

Samples received via: FEDEX UPS Client Courier Pace Courier

Lab Sample Temperature Info:
Temp Blank Received: Y N NA
Therm ID#: 921069
Cooler 1 Temp Upon Receipt: 3.4 oC
Cooler 1 Therm Corr. Factor: 0.4 oC
Cooler 1 Corrected Temp: 3.4 oC
Comments:

Relinquished by/Company: (Signature)	Date/Time:	Received by/Company: (Signature)	Date/Time:
Matt T. / [signature]	6-7-22 / 1105	DP PACE HVL	6/7/22 1105
Relinquished by/Company: (Signature)	Date/Time:	Received by/Company: (Signature)	Date/Time:
Relinquished by/Company: (Signature)	Date/Time:	Received by/Company: (Signature)	Date/Time:

MTJL LAB USE ONLY
Table #:
Acctnum:
Template:
Prelogin:
PM:
PB:

Trip Blank Received: Y N NA
HCL MeOH TSP Other

Non Conformance(s): YES / NO

Page: ____ of: ____

APPENDIX C

SURFACE WATER SAMPLING INFORMATION

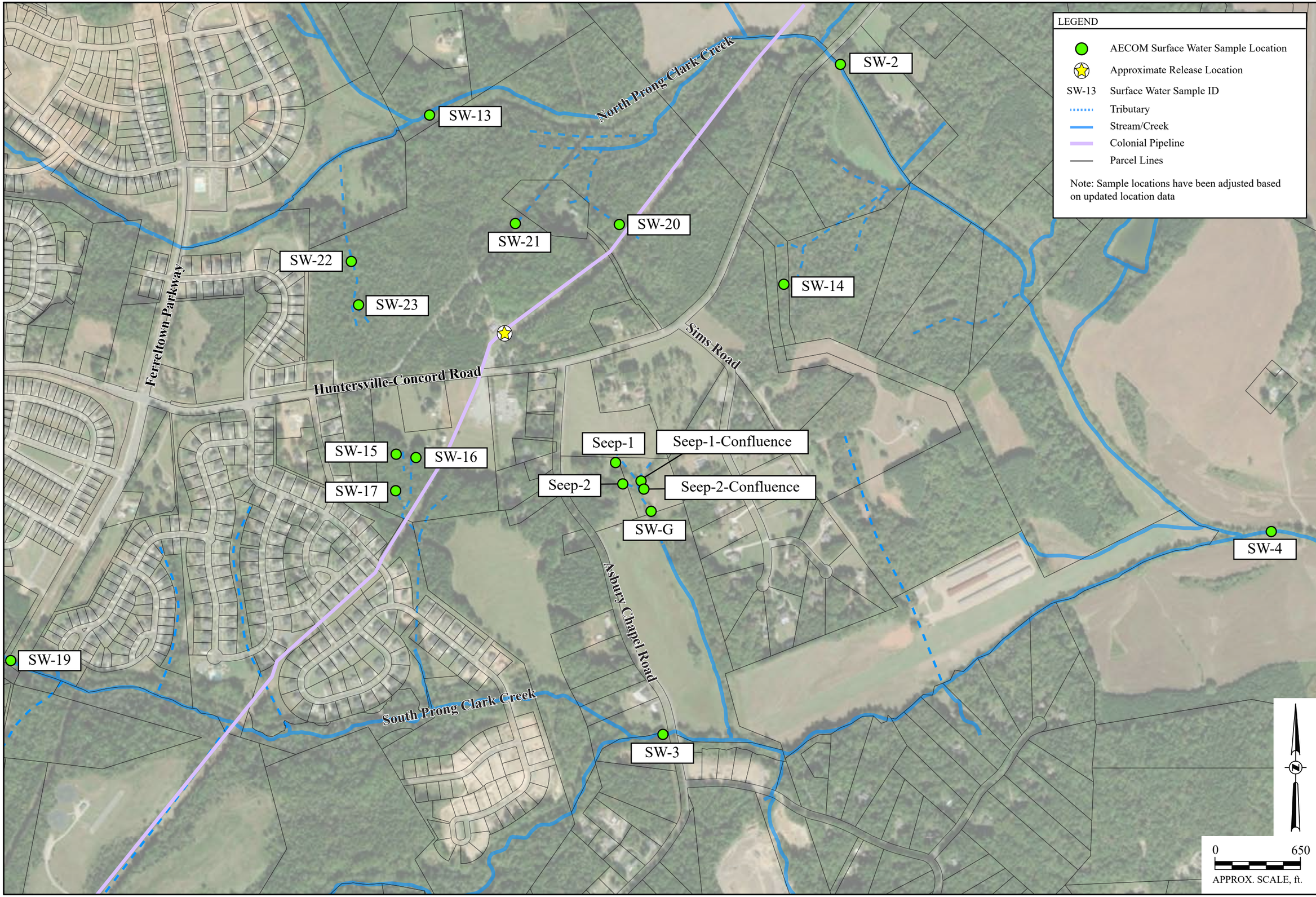

Surface Water Sample Location Map
Colonial Pipeline Company
2020-L-2448 Incident
Huntersville-Concord Road
Huntersville, NC

AECOM TECHNICAL SERVICES OF NORTH CAROLINA, INC
6000 FAIRVIEW ROAD, SUITE 200
CHARLOTTE, NC 28210
TEL: (704) 522-0330

AECOM

DRAWN BY:	CHECKED BY:	PROJECT NO.:
MdK-05/23/2022	AJW-05/06/2022	60674226

SHEET: ATT. 1

Table 1. Surface Water Sampling Results
2020-L1-SR2448 Incident

Location ID	Description	Date	TPH (GRO) (µg/L)	Benzene (µg/L)	Toluene (µg/L)	Ethylbenzene (µg/L)	m,p-Xylene (µg/L)	o-Xylene (µg/L)	Xylenes (µg/L)	Rain Event
	EPA MCL			5	1,000	700	10,000	10,000	10,000	
	EPA Region 4 ESV (acute)			700	560	550	240	240	240	
	15A North Carolina Administrative Code subchapter 02B			51	11	97	420	600	670	
SW-1	North Prong Clark Creek (Up-gradient of the leak site)	8/15/2020	<80	<1	<1	<1	<2	<1	<1	
		8/16/2020	<80	<1	<1	<1	<2	<1	<1	
		8/17/2020	<80	<1	<1	<1	<2	<1	<1	
		8/18/2020	<80	<1	<1	<1	<2	<1	<1	
		8/19/2020	<80	<1	<1	<1	<2	<1	<1	
		8/20/2020	<80	<1	<1	<1	<2	<1	<1	
		8/21/2020	<80	<1	<1	<1	<2	<1	<1	
		8/22/2020	<80	<1	<1	<1	<2	<1	<1	
		8/27/2020	<80	<1	<1	<1	<2	<1	<1	
		9/1/2020	<80	<1	<1	<1	<2	<1	<1	x
		9/2/2020	<80	<1	<1	<1	<2	<1	<1	x
		9/3/2020	<80	<1	<1	<1	<2	<1	<1	x
		9/10/2020	<80	<1	<1	<1	<2	<1	<1	
		9/17/2020	<80	<1	<1	<1	<2	<1	<1	
		9/19/2020	<80	<1	<1	<1	<2	<1	<1	x
		9/24/2020	<80	<1	<1	<1	<2	<1	<1	
		9/26/2020	<80	<1	<1	<1	<2	<1	<1	x
		10/1/2020	<80	<1	<1	<1	<2	<1	<1	
		10/7/2020	<80	<1	<1	<1	<2	<1	<1	
		10/12/2020	<80	<1	<1	<1	<2	<1	<1	x
		10/22/2020	<80	<1	<1	<1	<2	<1	<1	
		10/31/2020	<80	<1	<1	<1	<2	<1	<1	
		11/5/2020	<80	<1	<1	<1	<2	<1	<1	
		11/13/2020	<80	<1	<1	<1	<2	<1	<1	x
		11/19/2020	<80	<1	<1	<1	<2	<1	<1	
		12/1/2020	<80	<1	<1	<1	<2	<1	<1	x
		12/17/2020	<80	<1	<1	<1	<2	<1	<1	x
		12/30/2020	<80	<1	<1	<1	<2	<1	<1	
		1/14/2021	<80	<1	<1	<1	<2	<1	<1	
		1/27/2021	<80	<1	<1	<1	<2	<1	<1	x
		2/12/2021	<80	<1	<1	<1	<2	<1	<1	x
		2/26/2021	<80	<1	<1	<1	<2	<1	<1	
		3/10/2021	<80	<1	<1	<1	<2	<1	<1	
		3/19/2021	<80	<1	<1	<1	<2	<1	<1	x
		3/24/2021	<80	<1	<1	<1	<2	<1	<1	
		3/26/2021	<80	<1	<1	<1	<2	<1	<1	x
		4/7/2021	<80	<1	<1	<1	<2	<1	<1	
		4/21/2021	<80	<1	<1	<1	<2	<1	<1	
		5/5/2021	<80	<1	<1	<1	<2	<1	<1	
		5/20/2021	<80	<1	<1	<1	<2	<1	<1	
		6/3/2021	<80	<1	<1	<1	<2	<1	<1	
		6/9/2021	<80	<1	<1	<1	<2	<1	<1	x
		6/16/2021	<80	<1	<1	<1	<2	<1	<1	
		7/2/2021	<80	<1	<1	<1	<2	<1	<1	
		7/14/2021	<80	<1	<1	<1	<2	<1	<1	
		7/16/2021	<80	<1	<1	<1	<2	<1	<1	x
		7/20/2021	<80	<1	<1	<1	<2	<1	<1	x
		7/28/2021	<80	<1	<1	<1	<2	<1	<1	x
		8/11/2021	<80	<1	<1	<1	<2	<1	<1	
		8/18/2021	<80	<1	<1	<1	<2	<1	<1	x
		8/25/2021	<80	<1	<1	<1	<2	<1	<1	
		9/8/2021	<80	<1	<1	<1	<2	<1	<1	
		9/22/2021	<80	<1	<1	<1	<2	<1	<1	
		10/6/2021	<80	<1	<1	<1	<2	<1	<1	
		10/19/2021	<80	<1	<1	<1	<2	<1	<1	
		11/1/2021	<80	<1	<1	<1	<2	<1	<1	
		11/17/2021	<80	<1	<1	<1	<2	<1	<1	
		12/1/2021	<80	<1	<1	<1	<2	<1	<1	
		12/15/2021	<80	<1	<1	<1	<2	<1	<1	
		12/30/2021	<80	<1	<1	<1	<2	<1	<1	
		1/6/2022	<80	<1	<1	<1	<2	<1	<1	x
		1/12/2022	<80	<1	<1	<1	<2	<1	<1	
		1/19/2022	<80	<1	<1	<1	<2	<1	<1	x
		1/26/2022	<80	<1	<1	<1	<2	<1	<1	
		2/9/2022	<80	<1	<1	<1	<2	<1	<1	
		2/23/2022	<80	<1	<1	<1	<2	<1	<1	

Table 1. Surface Water Sampling Results
2020-L1-SR2448 Incident

Location ID	Description	Date	TPH (GRO) (µg/L)	Benzene (µg/L)	Toluene (µg/L)	Ethylbenzene (µg/L)	m,p-Xylene (µg/L)	o-Xylene (µg/L)	Xylenes (µg/L)	Rain Event
	EPA MCL			**5**	**1,000**	**700**	**10,000**	**10,000**	**10,000**	
	EPA Region 4 ESV (acute)			**700**	**560**	**550**	**240**	**240**	**240**	
	15A North Carolina Administrative Code subchapter 02B			**51**	**11**	**97**	**420**	**600**	**670**	
SW-2	North Prong Clark Creek (Downgradient of leak site)	8/15/2020	<80	<1	<1	<1	<2	<1	<1	
		8/16/2020	<80	<1	<1	<1	<2	<1	<1	
		8/17/2020	<80	<1	<1	<1	<2	<1	<1	
		8/18/2020	<80	<1	<1	<1	<2	<1	<1	
		8/19/2020	<80	<1	<1	<1	<2	<1	<1	
		8/20/2020	<80	<1	<1	<1	<2	<1	<1	
		8/21/2020	<80	<1	<1	<1	<2	<1	<1	
		8/22/2020	<80	<1	<1	<1	<2	<1	<1	
		8/27/2020	<80	<1	<1	<1	<2	<1	<1	
		9/1/2020	<80	<1	<1	<1	<2	<1	<1	x
		9/2/2020	<80	<1	<1	<1	<2	<1	<1	x
		9/3/2020	<80	<1	<1	<1	<2	<1	<1	x
		9/10/2020	<80	<1	<1	<1	<2	<1	<1	
		9/17/2020	<80	<1	<1	<1	<2	<1	<1	
		9/19/2020	<80	<1	<1	<1	<2	<1	<1	x
		9/24/2020	<80	<1	<1	<1	<2	<1	<1	
		9/26/2020	<80	<1	<1	<1	<2	<1	<1	x
		10/1/2020	<80	<1	<1	<1	<2	<1	<1	
		10/7/2020	<80	<1	<1	<1	<2	<1	<1	
		10/12/2020	<80	<1	<1	<1	<2	<1	<1	x
		10/22/2020	<80	<1	<1	<1	<2	<1	<1	
		10/31/2020	<80	<1	<1	<1	<2	<1	<1	
		11/5/2020	<80	<1	<1	<1	<2	<1	<1	
		11/13/2020	<80	<1	<1	<1	<2	<1	<1	x
		11/19/2020	<80	<1	<1	<1	<2	<1	<1	
		12/1/2020	<80	<1	<1	<1	<2	<1	<1	x
		12/17/2020	<80	<1	<1	<1	<2	<1	<1	x
		12/30/2020	<80	<1	<1	<1	<2	<1	<1	
		1/14/2021	<80	<1	<1	<1	<2	<1	<1	
		1/27/2021	<80	<1	<1	<1	<2	<1	<1	x
		2/12/2021	<80	<1	<1	<1	<2	<1	<1	x
		2/26/2021	<80	<1	<1	<1	<2	<1	<1	
		3/10/2021	<80	<1	<1	<1	<2	<1	<1	
		3/19/2021	<80	<1	<1	<1	<2	<1	<1	x
		3/24/2021	<80	<1	<1	<1	<2	<1	<1	
		3/26/2021	<80	<1	<1	<1	<2	<1	<1	x
		4/7/2021	<80	<1	<1	<1	<2	<1	<1	
		4/21/2021	<80	<1	<1	<1	<2	<1	<1	
		5/5/2021	<80	<1	<1	<1	<2	<1	<1	
		5/20/2021	<80	<1	<1	<1	<2	<1	<1	
		6/3/2021	<80	<1	<1	<1	<2	<1	<1	
		6/9/2021	<80	<1	<1	<1	<2	<1	<1	x
		6/16/2021	<80	<1	<1	<1	<2	<1	<1	
		7/2/2021	<80	<1	<1	<1	<2	<1	<1	
		7/14/2021	<80	<1	<1	<1	<2	<1	<1	
		7/16/2021	<80	<1	<1	<1	<2	<1	<1	x
		7/20/2021	<80	<1	<1	<1	<2	<1	<1	x
		7/28/2021	<80	<1	<1	<1	<2	<1	<1	x
		8/11/2021	<80	<1	<1	<1	<2	<1	<1	
		8/18/2021	<80	<1	<1	<1	<2	<1	<1	x
		8/25/2021	<80	<1	<1	<1	<2	<1	<1	
		9/8/2021	<80	<1	<1	<1	<2	<1	<1	
		9/22/2021	<80	<1	<1	<1	<2	<1	<1	
		10/6/2021	<80	<1	<1	<1	<2	<1	<1	
		10/19/2021	<80	<1	<1	<1	<2	<1	<1	
		11/1/2021	<80	<1	<1	<1	<2	<1	<1	
		11/17/2021	<80	<1	<1	<1	<2	<1	<1	
		12/1/2021	<80	<1	<1	<1	<2	<1	<1	
		12/15/2021	<80	<1	<1	<1	<2	<1	<1	
		12/30/2021	<80	<1	<1	<1	<2	<1	<1	
		1/6/2022	<80	<1	<1	<1	<2	<1	<1	x
		1/12/2022	<80	<1	<1	<1	<2	<1	<1	
		1/19/2022	<80	<1	<1	<1	<2	<1	<1	x
		1/26/2022	<80	<1	<1	<1	<2	<1	<1	
		2/9/2022	<80	<1	<1	<1	<2	<1	<1	
		2/23/2022	<80	<1	<1	<1	<2	<1	<1	
		3/24/2022	<80	<1	<1	<1	<2	<1	<1	
		4/6/2022	<80	<1	<1	<1	<2	<1	<1	x
		4/14/2022	<80	<1	<1	<1	<2	<1	<1	
		4/19/2022	<80	<1	<1	<1	<2	<1	<1	x
		5/12/2022	<80	<1	<1	<1	<2	<1	<1	

Table 1. Surface Water Sampling Results
2020-L1-SR2448 Incident

Location ID	Description	Date	TPH (GRO) (µg/L)	Benzene (µg/L)	Toluene (µg/L)	Ethylbenzene (µg/L)	m,p-Xylene (µg/L)	o-Xylene (µg/L)	Xylenes (µg/L)	Rain Event
	EPA MCL			**5**	**1,000**	**700**	**10,000**	**10,000**	**10,000**	
	EPA Region 4 ESV (acute)			**700**	**560**	**550**	**240**	**240**	**240**	
	15A North Carolina Administrative Code subchapter 02B			**51**	**11**	**97**	**420**	**600**	**670**	
SW-3	South Prong Clark Creek (Downgradient of the leak site)	8/15/2020	<80	<1	<1	<1	<2	<1	<1	
		8/16/2020	<80	<1	<1	<1	<2	<1	<1	
		8/17/2020	<80	<1	<1	<1	<2	<1	<1	
		8/18/2020	<80	<1	<1	<1	<2	<1	<1	
		8/19/2020	<80	<1	<1	<1	<2	<1	<1	
		8/20/2020	<80	<1	<1	<1	<2	<1	<1	
		8/21/2020	<80	<1	<1	<1	<2	<1	<1	
		8/22/2020	<80	<1	<1	<1	<2	<1	<1	
		8/27/2020	<80	<1	<1	<1	<2	<1	<1	
		9/1/2020	<80	<1	<1	<1	<2	<1	<1	x
		9/2/2020	<80	<1	<1	<1	<2	<1	<1	x
		9/3/2020	<80	<1	<1	<1	<2	<1	<1	x
		9/10/2020	<80	<1	<1	<1	<2	<1	<1	
		9/17/2020	<80	<1	<1	<1	<2	<1	<1	
		9/19/2020	<80	<1	<1	<1	<2	<1	<1	x
		9/24/2020	<80	<1	<1	<1	<2	<1	<1	
		9/26/2020	<80	<1	<1	<1	<2	<1	<1	x
		10/1/2020	<80	<1	<1	<1	<2	<1	<1	
		10/7/2020	<80	<1	<1	<1	<2	<1	<1	
		10/12/2020	<80	<1	<1	<1	<2	<1	<1	x
		10/22/2020	<80	<1	<1	<1	<2	<1	<1	
		10/31/2020	<80	<1	<1	<1	<2	<1	<1	
		11/5/2020	<80	<1	<1	<1	<2	<1	<1	
		11/13/2020	<80	<1	<1	<1	<2	<1	<1	x
		11/19/2020	<80	<1	<1	<1	<2	<1	<1	
		12/1/2020	<80	<1	<1	<1	<2	<1	<1	x
		12/17/2020	<80	<1	<1	<1	<2	<1	<1	x
		12/30/2020	<80	<1	<1	<1	<2	<1	<1	
		1/14/2021	<80	<1	<1	<1	<2	<1	<1	
		1/27/2021	<80	<1	<1	<1	<2	<1	<1	x
		2/12/2021	<80	<1	<1	<1	<2	<1	<1	x
		2/26/2021	<80	<1	<1	<1	<2	<1	<1	
		3/10/2021	<80	<1	<1	<1	<2	<1	<1	
		3/19/2021	<80	<1	<1	<1	<2	<1	<1	x
		3/24/2021	<80	<1	<1	<1	<2	<1	<1	
		3/26/2021	<80	<1	<1	<1	<2	<1	<1	x
		4/7/2021	<80	<1	<1	<1	<2	<1	<1	
		4/21/2021	<80	<1	<1	<1	<2	<1	<1	
		5/5/2021	<80	<1	<1	<1	<2	<1	<1	
		5/20/2021	<80	<1	<1	<1	<2	<1	<1	
		6/3/2021	<80	<1	<1	<1	<2	<1	<1	
		6/9/2021	<80	<1	<1	<1	<2	<1	<1	x
		6/16/2021	<80	<1	<1	<1	<2	<1	<1	
		7/2/2021	<80	<1	<1	<1	<2	<1	<1	
		7/14/2021	<80	<1	<1	<1	<2	<1	<1	
		7/16/2021	<80	<1	<1	<1	<2	<1	<1	x
		7/20/2021	<80	<1	<1	<1	<2	<1	<1	x
		7/28/2021	<80	<1	<1	<1	<2	<1	<1	x
		8/11/2021	<80	<1	<1	<1	<2	<1	<1	
		8/18/2021	<80	<1	<1	<1	<2	<1	<1	x
		8/25/2021	<80	<1	<1	<1	<2	<1	<1	
		9/8/2021	<80	<1	<1	<1	<2	<1	<1	
		9/22/2021	<80	<1	<1	<1	<2	<1	<1	
		10/6/2021	<80	<1	<1	<1	<2	<1	<1	
		10/19/2021	<80	<1	<1	<1	<2	<1	<1	
		11/1/2021	<80	<1	<1	<1	<2	<1	<1	
		11/17/2021	<80	<1	<1	<1	<2	<1	<1	
		12/1/2021	<80	<1	<1	<1	<2	<1	<1	
		12/15/2021	<80	<1	<1	<1	<2	<1	<1	
		12/30/2021	<80	<1	<1	<1	<2	<1	<1	
		1/6/2022	<80	<1	<1	<1	<2	<1	<1	x
		1/12/2022	<80	<1	<1	<1	<2	<1	<1	
		1/19/2022	<80	<1	<1	<1	<2	<1	<1	x
		1/26/2022	<80	<1	<1	<1	<2	<1	<1	
		2/9/2022	<80	<1	<1	<1	<2	<1	<1	
		2/23/2022	<80	<1	<1	<1	<2	<1	<1	
		3/24/2022	<80	<1	<1	<1	<2	<1	<1	
		4/6/2022	<80	<1	<1	<1	<2	<1	<1	x
		4/14/2022	<80	<1	<1	<1	<2	<1	<1	
		4/19/2022	<80	<1	<1	<1	<2	<1	<1	x
		5/12/2022	<80	<1	<1	<1	<2	<1	<1	

Table 1. Surface Water Sampling Results
2020-L1-SR2448 Incident

Location ID	Description	Date	TPH (GRO) (µg/L)	Benzene (µg/L)	Toluene (µg/L)	Ethylbenzene (µg/L)	m,p-Xylene (µg/L)	o-Xylene (µg/L)	Xylenes (µg/L)	Rain Event
	EPA MCL			**5**	**1,000**	**700**	**10,000**	**10,000**	**10,000**	
	EPA Region 4 ESV (acute)			**700**	**560**	**550**	**240**	**240**	**240**	
	15A North Carolina Administrative Code subchapter 02B			**51**	**11**	**97**	**420**	**600**	**670**	
SW-4	Clarke Creek (Downgradient of North/South Prong Clark Creek confluence)	8/15/2020	<80	<1	<1	<1	<2	<1	<1	
		8/16/2020	<80	<1	<1	<1	<2	<1	<1	
		8/17/2020	<80	<1	<1	<1	<2	<1	<1	
		8/18/2020	<80	<1	<1	<1	<2	<1	<1	
		8/19/2020	<80	<1	<1	<1	<2	<1	<1	
		8/20/2020	<80	<1	<1	<1	<2	<1	<1	
		8/21/2020	<80	<1	<1	<1	<2	<1	<1	
		8/22/2020	<80	<1	<1	<1	<2	<1	<1	
		8/27/2020	<80	<1	<1	<1	<2	<1	<1	
		9/1/2020	<80	<1	<1	<1	<2	<1	<1	x
		9/2/2020	<80	<1	<1	<1	<2	<1	<1	x
		9/3/2020	<80	<1	<1	<1	<2	<1	<1	x
		9/10/2020	<80	<1	<1	<1	<2	<1	<1	
		9/17/2020	<80	<1	<1	<1	<2	<1	<1	
		9/19/2020	<80	<1	<1	<1	<2	<1	<1	x
		9/24/2020	<80	<1	<1	<1	<2	<1	<1	
		9/26/2020	<80	<1	<1	<1	<2	<1	<1	x
		10/1/2020	<80	<1	<1	<1	<2	<1	<1	
		10/7/2020	<80	<1	<1	<1	<2	<1	<1	
		10/12/2020	<80	<1	<1	<1	<2	<1	<1	x
		10/22/2020	<80	<1	<1	<1	<2	<1	<1	
		10/31/2020	<80	<1	<1	<1	<2	<1	<1	
		11/5/2020	<80	<1	<1	<1	<2	<1	<1	
		11/13/2020	<80	<1	<1	<1	<2	<1	<1	x
		11/19/2020	<80	<1	<1	<1	<2	<1	<1	
		12/1/2020	<80	<1	<1	<1	<2	<1	<1	x
		12/17/2020	<80	<1	<1	<1	<2	<1	<1	x
		12/30/2020	<80	<1	<1	<1	<2	<1	<1	
		1/14/2021	<80	<1	<1	<1	<2	<1	<1	
		1/27/2021	<80	<1	<1	<1	<2	<1	<1	x
		2/12/2021	<80	<1	<1	<1	<2	<1	<1	x
		2/26/2021	<80	<1	<1	<1	<2	<1	<1	
		3/10/2021	<80	<1	<1	<1	<2	<1	<1	
		3/19/2021	<80	<1	<1	<1	<2	<1	<1	x
		3/24/2021	<80	<1	<1	<1	<2	<1	<1	
		3/26/2021	<80	<1	<1	<1	<2	<1	<1	x
		4/7/2021	<80	<1	<1	<1	<2	<1	<1	
		4/21/2021	<80	<1	<1	<1	<2	<1	<1	
		5/5/2021	<80	<1	<1	<1	<2	<1	<1	
		5/20/2021	<80	<1	<1	<1	<2	<1	<1	
		6/3/2021	<80	<1	<1	<1	<2	<1	<1	
		6/9/2021	<80	<1	<1	<1	<2	<1	<1	x
		6/16/2021	<80	<1	<1	<1	<2	<1	<1	
		7/2/2021	<80	<1	<1	<1	<2	<1	<1	
		7/14/2021	<80	<1	<1	<1	<2	<1	<1	
		7/16/2021	<80	<1	<1	<1	<2	<1	<1	x
		7/20/2021	<80	<1	<1	<1	<2	<1	<1	x
		7/28/2021	<80	<1	<1	<1	<2	<1	<1	x
		8/11/2021	<80	<1	<1	<1	<2	<1	<1	
		8/18/2021	<80	<1	<1	<1	<2	<1	<1	x
		8/25/2021	<80	<1	<1	<1	<2	<1	<1	
		9/8/2021	<80	<1	<1	<1	<2	<1	<1	
		9/22/2021	<80	<1	<1	<1	<2	<1	<1	
		10/6/2021	<80	<1	<1	<1	<2	<1	<1	
		10/19/2021	<80	<1	<1	<1	<2	<1	<1	
		11/1/2021	<80	<1	<1	<1	<2	<1	<1	
		11/17/2021	<80	<1	<1	<1	<2	<1	<1	
		12/1/2021	<80	<1	<1	<1	<2	<1	<1	
		12/15/2021	<80	<1	<1	<1	<2	<1	<1	
		12/30/2021	<80	<1	<1	<1	<2	<1	<1	
		1/6/2022	<80	<1	<1	<1	<2	<1	<1	x
		1/12/2022	<80	<1	<1	<1	<2	<1	<1	
		1/19/2022	<80	<1	<1	<1	<2	<1	<1	x
		1/26/2022	<80	<1	<1	<1	<2	<1	<1	
		2/9/2022	<80	<1	<1	<1	<2	<1	<1	
		2/23/2022	<80	<1	<1	<1	<2	<1	<1	
		3/24/2022	<80	<1	<1	<1	<2	<1	<1	
		4/6/2022	<80	<1	<1	<1	<2	<1	<1	x
		4/14/2022	<80	<1	<1	<1	<2	<1	<1	
		4/19/2022	<80	<1	<1	<1	<2	<1	<1	x
		5/12/2022	<80	<1	<1	<1	<2	<1	<1	

Table 1. Surface Water Sampling Results
2020-L1-SR2448 Incident

Location ID	Description	Date	TPH (GRO) (µg/L)	Benzene (µg/L)	Toluene (µg/L)	Ethylbenzene (µg/L)	m,p-Xylene (µg/L)	o-Xylene (µg/L)	Xylenes (µg/L)	Rain Event
	EPA MCL			**5**	**1,000**	**700**	**10,000**	**10,000**	**10,000**	
	EPA Region 4 ESV (acute)			**700**	**560**	**550**	**240**	**240**	**240**	
	15A North Carolina Administrative Code subchapter 02B			**51**	**11**	**97**	**420**	**600**	**670**	
SW-5	Ramah Creek (Upgradient of SW-6)	8/15/2020	<80	<1	<1	<1	<2	<1	<1	
		8/16/2020	<80	<1	<1	<1	<2	<1	<1	
		8/17/2020	<80	<1	<1	<1	<2	<1	<1	
		8/18/2020	<80	<1	<1	<1	<2	<1	<1	
		8/19/2020	<80	<1	<1	<1	<2	<1	<1	
		8/20/2020	<80	<1	<1	<1	<2	<1	<1	
		8/21/2020	<80	<1	<1	<1	<2	<1	<1	
		8/22/2020	<80	<1	<1	<1	<2	<1	<1	
		8/27/2020	<80	<1	<1	<1	<2	<1	<1	
		9/1/2020	<80	<1	<1	<1	<2	<1	<1	x
		9/2/2020	<80	<1	<1	<1	<2	<1	<1	x
		9/3/2020	<80	<1	<1	<1	<2	<1	<1	x
		9/10/2020	<80	<1	<1	<1	<2	<1	<1	
		9/17/2020	<80	<1	<1	<1	<2	<1	<1	
		9/19/2020	<80	<1	<1	<1	<2	<1	<1	x
		9/24/2020	<80	<1	<1	<1	<2	<1	<1	
		9/26/2020	<80	<1	<1	<1	<2	<1	<1	x
		10/1/2020	<80	<1	<1	<1	<2	<1	<1	
		10/7/2020	<80	<1	<1	<1	<2	<1	<1	
		10/12/2020	<80	<1	<1	<1	<2	<1	<1	x
		10/22/2020	<80	<1	<1	<1	<2	<1	<1	
		10/31/2020	<80	<1	<1	<1	<2	<1	<1	
		11/5/2020	<80	<1	<1	<1	<2	<1	<1	
		11/13/2020	<80	<1	<1	<1	<2	<1	<1	x
		11/19/2020	<80	<1	<1	<1	<2	<1	<1	
		12/1/2020	<80	<1	<1	<1	<2	<1	<1	x
		12/17/2020	<80	<1	<1	<1	<2	<1	<1	x
		12/30/2020	<80	<1	<1	<1	<2	<1	<1	
		1/14/2021	<80	<1	<1	<1	<2	<1	<1	
		1/27/2021	<80	<1	<1	<1	<2	<1	<1	x
		2/12/2021	<80	<1	<1	<1	<2	<1	<1	x
		2/26/2021	<80	<1	<1	<1	<2	<1	<1	
		3/10/2021	<80	<1	<1	<1	<2	<1	<1	
		3/19/2021	<80	<1	<1	<1	<2	<1	<1	x
		3/24/2021	<80	<1	<1	<1	<2	<1	<1	
		3/26/2021	<80	<1	<1	<1	<2	<1	<1	x
		4/7/2021	<80	<1	<1	<1	<2	<1	<1	
		4/21/2021	<80	<1	<1	<1	<2	<1	<1	
		5/5/2021	<80	<1	<1	<1	<2	<1	<1	
		5/20/2021	<80	<1	<1	<1	<2	<1	<1	
		6/3/2021	<80	<1	<1	<1	<2	<1	<1	
		6/9/2021	<80	<1	<1	<1	<2	<1	<1	x
		6/16/2021	<80	<1	<1	<1	<2	<1	<1	
		7/2/2021	<80	<1	<1	<1	<2	<1	<1	
		7/14/2021	<80	<1	<1	<1	<2	<1	<1	
		7/16/2021	<80	<1	<1	<1	<2	<1	<1	x
		7/20/2021	<80	<1	<1	<1	<2	<1	<1	x
		7/28/2021	<80	<1	<1	<1	<2	<1	<1	x
		8/11/2021	<80	<1	<1	<1	<2	<1	<1	
		8/18/2021	<80	<1	<1	<1	<2	<1	<1	x
		8/25/2021	<80	<1	<1	<1	<2	<1	<1	
		9/8/2021	<80	<1	<1	<1	<2	<1	<1	
		9/22/2021	<80	<1	<1	<1	<2	<1	<1	
		10/6/2021	<80	<1	<1	<1	<2	<1	<1	
		10/19/2021	<80	<1	<1	<1	<2	<1	<1	
		11/1/2021	<80	<1	<1	<1	<2	<1	<1	
		11/17/2021	<80	<1	<1	<1	<2	<1	<1	
		12/1/2021	<80	<1	<1	<1	<2	<1	<1	
		12/15/2021	<80	<1	<1	<1	<2	<1	<1	
		12/30/2021	<80	<1	<1	<1	<2	<1	<1	
		1/6/2022	<80	<1	<1	<1	<2	<1	<1	x
		1/12/2022	<80	<1	<1	<1	<2	<1	<1	
		1/19/2022	<80	<1	<1	<1	<2	<1	<1	x
		1/26/2022	<80	<1	<1	<1	<2	<1	<1	
		2/9/2022	<80	<1	<1	<1	<2	<1	<1	
		2/23/2022	<80	<1	<1	<1	<2	<1	<1	

Table 1. Surface Water Sampling Results
2020-L1-SR2448 Incident

Location ID	Description	Date	TPH (GRO) (µg/L)	Benzene (µg/L)	Toluene (µg/L)	Ethylbenzene (µg/L)	m,p-Xylene (µg/L)	o-Xylene (µg/L)	Xylenes (µg/L)	Rain Event
	EPA MCL			**5**	**1,000**	**700**	**10,000**	**10,000**	**10,000**	
	EPA Region 4 ESV (acute)			**700**	**560**	**550**	**240**	**240**	**240**	
	15A North Carolina Administrative Code subchapter 02B			**51**	**11**	**97**	**420**	**600**	**670**	
SW-6	Clarke Creek (Downgradient of Ramah Creek confluence)	8/15/2020	<80	<1	<1	<1	<2	<1	<1	
		8/16/2020	<80	<1	<1	<1	<2	<1	<1	
		8/17/2020	<80	<1	<1	<1	<2	<1	<1	
		8/18/2020	<80	<1	<1	<1	<2	<1	<1	
		8/19/2020	<80	<1	<1	<1	<2	<1	<1	
		8/20/2020	<80	<1	<1	<1	<2	<1	<1	
		8/21/2020	<80	<1	<1	<1	<2	<1	<1	
		8/22/2020	<80	<1	<1	<1	<2	<1	<1	
		8/27/2020	<80	<1	<1	<1	<2	<1	<1	
		9/1/2020	<80	<1	<1	<1	<2	<1	<1	x
		9/2/2020	<80	<1	<1	<1	<2	<1	<1	x
		9/3/2020	<80	<1	<1	<1	<2	<1	<1	x
		9/10/2020	<80	<1	<1	<1	<2	<1	<1	
		9/17/2020	<80	<1	<1	<1	<2	<1	<1	
		9/19/2020	<80	<1	<1	<1	<2	<1	<1	x
		9/24/2020	<80	<1	<1	<1	<2	<1	<1	
		9/26/2020	<80	<1	<1	<1	<2	<1	<1	x
		10/1/2020	<80	<1	<1	<1	<2	<1	<1	
		10/7/2020	<80	<1	<1	<1	<2	<1	<1	
		10/12/2020	<80	<1	<1	<1	<2	<1	<1	x
		10/22/2020	<80	<1	<1	<1	<2	<1	<1	
		10/31/2020	<80	<1	<1	<1	<2	<1	<1	
		11/5/2020	<80	<1	<1	<1	<2	<1	<1	
		11/13/2020	<80	<1	<1	<1	<2	<1	<1	x
		11/19/2020	<80	<1	<1	<1	<2	<1	<1	
		12/1/2020	<80	<1	<1	<1	<2	<1	<1	x
		12/17/2020	<80	<1	<1	<1	<2	<1	<1	x
		12/30/2020	<80	<1	<1	<1	<2	<1	<1	
		1/14/2021	<80	<1	<1	<1	<2	<1	<1	
		1/27/2021	<80	<1	<1	<1	<2	<1	<1	x
		2/12/2021	<80	<1	<1	<1	<2	<1	<1	x
		2/26/2021	<80	<1	<1	<1	<2	<1	<1	
		3/10/2021	<80	<1	<1	<1	<2	<1	<1	
		3/19/2021	<80	<1	<1	<1	<2	<1	<1	x
		3/24/2021	<80	<1	<1	<1	<2	<1	<1	
		3/26/2021	<80	<1	<1	<1	<2	<1	<1	x
		4/7/2021	<80	<1	<1	<1	<2	<1	<1	
		4/21/2021	<80	<1	<1	<1	<2	<1	<1	
		5/5/2021	<80	<1	<1	<1	<2	<1	<1	
		5/20/2021	<80	<1	<1	<1	<2	<1	<1	
		6/3/2021	<80	<1	<1	<1	<2	<1	<1	
		6/9/2021	<80	<1	<1	<1	<2	<1	<1	x
		6/16/2021	<80	<1	<1	<1	<2	<1	<1	
		7/2/2021	<80	<1	<1	<1	<2	<1	<1	
		7/14/2021	<80	<1	<1	<1	<2	<1	<1	
		7/16/2021	<80	<1	<1	<1	<2	<1	<1	x
		7/20/2021	<80	<1	<1	<1	<2	<1	<1	x
		7/28/2021	<80	<1	<1	<1	<2	<1	<1	x
		8/11/2021	<80	<1	<1	<1	<2	<1	<1	
		8/18/2021	<80	<1	<1	<1	<2	<1	<1	x
		8/25/2021	<80	<1	<1	<1	<2	<1	<1	
		9/8/2021	<80	<1	<1	<1	<2	<1	<1	
		9/22/2021	<80	<1	<1	<1	<2	<1	<1	
		10/6/2021	<80	<1	<1	<1	<2	<1	<1	
		10/19/2021	<80	<1	<1	<1	<2	<1	<1	
		11/1/2021	<80	<1	<1	<1	<2	<1	<1	
		11/17/2021	<80	<1	<1	<1	<2	<1	<1	
		12/1/2021	Not collected due to new fence and a notice of no trespassing							
		12/15/2021	Not collected due to new fence and a notice of no trespassing							
		12/30/2021	Not collected due to new fence and a notice of no trespassing							
		1/6/2022	Not collected due to new fence and a notice of no trespassing							x
		1/12/2022	Not collected due to new fence and a notice of no trespassing							
		1/19/2022	Not collected due to new fence and a notice of no trespassing							x
		1/26/2022	Not collected due to new fence and a notice of no trespassing							
		2/9/2022	Not collected due to new fence and a notice of no trespassing							
		2/23/2022	Not collected due to new fence and a notice of no trespassing							

Table 1. Surface Water Sampling Results
2020-L1-SR2448 Incident

Location ID	Description	Date	TPH (GRO) (µg/L)	Benzene (µg/L)	Toluene (µg/L)	Ethylbenzene (µg/L)	m,p-Xylene (µg/L)	o-Xylene (µg/L)	Xylenes (µg/L)	Rain Event
	EPA MCL			**5**	**1,000**	**700**	**10,000**	**10,000**	**10,000**	
	EPA Region 4 ESV (acute)			**700**	**560**	**550**	**240**	**240**	**240**	
	15A North Carolina Administrative Code subchapter 02B			**51**	**11**	**97**	**420**	**600**	**670**	
SW-7	Rocky River (Downgradient of Clarke River confluence)	8/15/2020	<80	<1	<1	<1	<2	<1	<1	
		8/16/2020	<80	<1	<1	<1	<2	<1	<1	
		8/17/2020	<80	<1	<1	<1	<2	<1	<1	
		8/18/2020	<80	<1	<1	<1	<2	<1	<1	
		8/19/2020	<80	<1	<1	<1	<2	<1	<1	
		8/20/2020	<80	<1	<1	<1	<2	<1	<1	
		8/21/2020	<80	<1	<1	<1	<2	<1	<1	
		8/22/2020	<80	<1	<1	<1	<2	<1	<1	
		8/27/2020	<80	<1	<1	<1	<2	<1	<1	
		9/1/2020	<80	<1	<1	<1	<2	<1	<1	x
		9/2/2020	<80	<1	<1	<1	<2	<1	<1	x
		9/3/2020	<80	<1	<1	<1	<2	<1	<1	x
		9/10/2020	<80	<1	<1	<1	<2	<1	<1	
		9/17/2020	<80	<1	<1	<1	<2	<1	<1	
		9/19/2020	<80	<1	<1	<1	<2	<1	<1	x
		9/24/2020	<80	<1	<1	<1	<2	<1	<1	
		9/26/2020	<80	<1	<1	<1	<2	<1	<1	x
		10/1/2020	<80	<1	<1	<1	<2	<1	<1	
		10/7/2020	<80	<1	<1	<1	<2	<1	<1	
		10/12/2020	<80	<1	<1	<1	<2	<1	<1	x
		10/22/2020	<80	<1	<1	<1	<2	<1	<1	
		10/31/2020	<80	<1	<1	<1	<2	<1	<1	
		11/5/2020	<80	<1	<1	<1	<2	<1	<1	
		11/13/2020	<80	<1	<1	<1	<2	<1	<1	x
		11/19/2020	<80	<1	<1	<1	<2	<1	<1	
		12/1/2020	<80	<1	<1	<1	<2	<1	<1	x
		12/17/2020	<80	<1	<1	<1	<2	<1	<1	x
		12/30/2020	<80	<1	<1	<1	<2	<1	<1	
		1/14/2021	<80	<1	<1	<1	<2	<1	<1	
		1/27/2021	<80	<1	<1	<1	<2	<1	<1	x
		2/12/2021	<80	<1	<1	<1	<2	<1	<1	x
		2/26/2021	<80	<1	<1	<1	<2	<1	<1	
		3/10/2021	<80	<1	<1	<1	<2	<1	<1	
		3/19/2021	<80	<1	<1	<1	<2	<1	<1	x
		3/24/2021	<80	<1	<1	<1	<2	<1	<1	
		3/26/2021	<80	<1	<1	<1	<2	<1	<1	x
		4/7/2021	<80	<1	<1	<1	<2	<1	<1	
		4/21/2021	<80	<1	<1	<1	<2	<1	<1	
		5/5/2021	<80	<1	<1	<1	<2	<1	<1	
		5/20/2021	<80	<1	<1	<1	<2	<1	<1	
		6/3/2021	<80	<1	<1	<1	<2	<1	<1	
		6/9/2021	<80	<1	<1	<1	<2	<1	<1	x
		6/16/2021	<80	<1	<1	<1	<2	<1	<1	
		7/2/2021	<80	<1	<1	<1	<2	<1	<1	
		7/14/2021	<80	<1	<1	<1	<2	<1	<1	
		7/16/2021	<80	<1	<1	<1	<2	<1	<1	x
		7/20/2021	<80	<1	<1	<1	<2	<1	<1	x
		7/28/2021	<80	<1	<1	<1	<2	<1	<1	x
		8/11/2021	<80	<1	<1	<1	<2	<1	<1	
		8/18/2021	<80	<1	<1	<1	<2	<1	<1	x
		8/25/2021	<80	<1	<1	<1	<2	<1	<1	
		9/8/2021	<80	<1	<1	<1	<2	<1	<1	
		9/22/2021	<80	<1	<1	<1	<2	<1	<1	
		10/6/2021	<80	<1	<1	<1	<2	<1	<1	
		10/19/2021	<80	<1	<1	<1	<2	<1	<1	
		11/1/2021	<80	<1	<1	<1	<2	<1	<1	
		11/17/2021	<80	<1	<1	<1	<2	<1	<1	
		12/1/2021	<80	<1	<1	<1	<2	<1	<1	
		12/15/2021	<80	<1	<1	<1	<2	<1	<1	
		12/30/2021	<80	<1	<1	<1	<2	<1	<1	
		1/6/2022	<80	<1	<1	<1	<2	<1	<1	x
		1/12/2022	<80	<1	<1	<1	<2	<1	<1	
		1/19/2022	<80	<1	<1	<1	<2	<1	<1	x
		1/26/2022	<80	<1	<1	<1	<2	<1	<1	
		2/9/2022	<80	<1	<1	<1	<2	<1	<1	
		2/23/2022	<80	<1	<1	<1	<2	<1	<1	

Table 1. Surface Water Sampling Results
2020-L1-SR2448 Incident

Location ID	Description	Date	TPH (GRO) (µg/L)	Benzene (µg/L)	Toluene (µg/L)	Ethylbenzene (µg/L)	m,p-Xylene (µg/L)	o-Xylene (µg/L)	Xylenes (µg/L)	Rain Event
	EPA MCL			**5**	**1,000**	**700**	**10,000**	**10,000**	**10,000**	
	EPA Region 4 ESV (acute)			**700**	**560**	**550**	**240**	**240**	**240**	
	15A North Carolina Administrative Code subchapter 02B			**51**	**11**	**97**	**420**	**600**	**670**	
SW-8	**Rocky River (Downgradient of Clarke River confluence)**	8/15/2020	<80	<1	<1	<1	<2	<1	<1	
		8/16/2020	<80	<1	<1	<1	<2	<1	<1	
		8/17/2020	<80	<1	<1	<1	<2	<1	<1	
		8/18/2020	<80	<1	<1	<1	<2	<1	<1	
		8/19/2020	<80	<1	<1	<1	<2	<1	<1	
		8/20/2020	<80	<1	<1	<1	<2	<1	<1	
		8/21/2020	<80	<1	<1	<1	<2	<1	<1	
		8/22/2020	<80	<1	<1	<1	<2	<1	<1	
SW-9	**Rocky River (Downgradient of Clarke River confluence)**	8/15/2020	<80	<1	<1	<1	<2	<1	<1	
		8/16/2020	<80	<1	<1	<1	<2	<1	<1	
		8/17/2020	<80	<1	<1	<1	<2	<1	<1	
		8/18/2020	<80	<1	<1	<1	<2	<1	<1	
		8/19/2020	<80	<1	<1	<1	<2	<1	<1	
		8/20/2020	<80	<1	<1	<1	<2	<1	<1	
		8/21/2020	<80	<1	<1	<1	<2	<1	<1	
		8/22/2020	<80	<1	<1	<1	<2	<1	<1	
SW-10	**Rocky River (Downgradient of Clarke River confluence)**	8/15/2020	<80	<1	<1	<1	<2	<1	<1	
		8/16/2020	<80	<1	<1	<1	<2	<1	<1	
		8/17/2020	<80	<1	<1	<1	<2	<1	<1	
		8/18/2020	<80	<1	<1	<1	<2	<1	<1	
		8/19/2020	<80	<1	<1	<1	<2	<1	<1	
		8/20/2020	<80	<1	<1	<1	<2	<1	<1	
		8/21/2020	<80	<1	<1	<1	<2	<1	<1	
		8/22/2020	<80	<1	<1	<1	<2	<1	<1	
SW-11	**Rocky River (Downgradient of Mallard Creek)**	8/15/2020	<80	<1	<1	<1	<2	<1	<1	
		8/16/2020	<80	<1	<1	<1	<2	<1	<1	
		8/17/2020	<80	<1	<1	<1	<2	<1	<1	
		8/18/2020	<80	<1	<1	<1	<2	<1	<1	
		8/19/2020	<80	<1	<1	<1	<2	<1	<1	
		8/20/2020	<80	<1	<1	<1	<2	<1	<1	
		8/21/2020	<80	<1	<1	<1	<2	<1	<1	
		8/22/2020	<80	<1	<1	<1	<2	<1	<1	
SW-12	**Rocky River (Downgradient of Back Creek)**	8/15/2020	<80	<1	<1	<1	<2	<1	<1	
		8/16/2020	<80	<1	<1	<1	<2	<1	<1	
		8/17/2020	<80	<1	<1	<1	<2	<1	<1	
		8/18/2020	<80	<1	<1	<1	<2	<1	<1	
		8/19/2020	<80	<1	<1	<1	<2	<1	<1	
		8/20/2020	<80	<1	<1	<1	<2	<1	<1	
		8/21/2020	<80	<1	<1	<1	<2	<1	<1	
		8/22/2020	<80	<1	<1	<1	<2	<1	<1	
SW-13	**North Prong Clark Creek (upgradient from SW-2)**	3/24/2022	<80	<1	<1	<1	<2	<1	<1	
		4/6/2022	Sample was not collected. There was no access confirmation from property owner.							x
		4/14/2022	<80	<1	<1	<1	<2	<1	<1	
		4/19/2022	<80	<1	<1	<1	<2	<1	<1	x
		5/12/2022	<80	<1	<1	<1	<2	<1	<1	
SW-14	**Unnamed tributary into North Prong Clark Creek (downgradient of leak site)**	3/24/2022	<80	<1	<1	<1	<2	<1	<1	
		4/6/2022	<80	<1	<1	<1	<2	<1	<1	x
		4/14/2022	<80	<1	<1	<1	<2	<1	<1	
		4/19/2022	<80	<1	<1	<1	<2	<1	<1	x
		5/12/2022	Sample was not collected. There was not enough water at the location to collect.							
SW-15	**Head of unnamed tributary of South Prong Clark Creek (downgradient of leak site)**	3/24/2022	<80	<1	<1	<1	<2	<1	<1	
		4/6/2022	<80	<1	<1	<1	<2	<1	<1	x
		4/14/2022	<80	<1	<1	<1	<2	<1	<1	
		4/19/2022	<80	<1	<1	<1	<2	<1	<1	x
		5/12/2022	Sample was not collected. There was not enough water at the location to collect.							
SW-16	**Head of unnamed tributary of South Prong Clark Creek (downgradient of leak site)**	3/24/2022	<80	<1	<1	<1	<2	<1	<1	
		4/6/2022	<80	<1	<1	<1	<2	<1	<1	x
		4/14/2022	<80	<1	<1	<1	<2	<1	<1	
		4/19/2022	<80	<1	<1	<1	<2	<1	<1	x
		5/12/2022	Sample was not collected. There was not enough water at the location to collect.							
SW-17	**Head of unnamed tributary of South Prong Clark Creek**	3/24/2022	<80	<1	<1	<1	<2	<1	<1	
		4/6/2022	<80	<1	<1	<1	<2	<1	<1	x
		4/14/2022	<80	<1	<1	<1	<2	<1	<1	
		4/19/2022	<80	<1	<1	<1	<2	<1	<1	x
		5/12/2022	Sample was not collected. There was not enough water at the location to collect.							
SW-19	**South Prong Clark Creek (upgradient from leak site)**	3/24/2022	<80	<1	<1	<1	<2	<1	<1	
		4/6/2022	<80	<1	<1	<1	<2	<1	<1	x
		4/14/2022	<80	<1	<1	<1	<2	<1	<1	
		4/19/2022	<80	<1	<1	<1	<2	<1	<1	x
		5/12/2022	<80	<1	<1	<1	<2	<1	<1	
SW-20	**Unnamed Tributary of North Prong Clark Creek**	3/24/2022	Sample was not collected. There was not enough water at the location to collect.							
		4/6/2022	<80	<1	<1	<1	<2	<1	<1	x
		4/14/2022	Sample was not collected. There was not enough water at the location to collect.							
		4/19/2022	<80	<1	<1	<1	<2	<1	<1	x
		5/12/2022	Sample was not collected. There was not enough water at the location to collect.							
SW-21	**Unnamed Tributary of North Prong Clark Creek (Located on North side of site downgradient of leak)**	3/24/2022	97	<1	<1	<1	<2	<1	<1	
		4/6/2022	<80	<1	<1	<1	<2	<1	<1	x
		4/14/2022	<80	<1	<1	<1	<2	<1	<1	
		4/19/2022	<80	<1	<1	<1	<2	<1	<1	x
		5/12/2022	Sample was not collected. There was not enough water at the location to collect.							

Table 1. Surface Water Sampling Results
2020-L1-SR2448 Incident

Location ID	Description	Date	TPH (GRO) (µg/L)	Benzene (µg/L)	Toluene (µg/L)	Ethylbenzene (µg/L)	m,p-Xylene (µg/L)	o-Xylene (µg/L)	Xylenes (µg/L)	Rain Event
	EPA MCL			**5**	**1,000**	**700**	**10,000**	**10,000**	**10,000**	
	EPA Region 4 ESV (acute)			**700**	**560**	**550**	**240**	**240**	**240**	
	15A North Carolina Administrative Code subchapter 02B			**51**	**11**	**97**	**420**	**600**	**670**	
SW-22	**Unnamed Tributary of North Prong Clark Creek (Located on site downgradient of SW-23)**	3/24/2022	<80	<1	<1	<1	<2	<1	<1	
		4/6/2022	<80	<1	<1	<1	<2	<1	<1	x
		4/14/2022	<80	<1	<1	<1	<2	<1	<1	
		4/19/2022	<80	<1	<1	<1	<2	<1	<1	x
		5/12/2022	Sample was not collected. There was not enough water at the location to collect.							
SW-23	**Unnamed Tributary of North Prong Clark Creek (Located on West side of site downgradient of leak)**	3/24/2022	<80	<1	<1	<1	<2	<1	<1	
		4/6/2022	<80	<1	<1	<1	<2	<1	<1	x
		4/14/2022	<80	<1	<1	<1	<2	<1	<1	
		4/19/2022	<80	<1	<1	<1	<2	<1	<1	x
		5/12/2022	Sample was not collected. There was not enough water at the location to collect.							
Seep-1	**Downgradient of Site**	9/1/2020	<80	<1	<1	<1	<2	<1	<1	x
		9/2/2020	<80	<1	<1	<1	<2	<1	<1	x
		9/3/2020	<80	<1	<1	<1	<2	<1	<1	x
		9/10/2020	<80	<1	<1	<1	<2	<1	<1	
		9/17/2020	<80	<1	<1	<1	<2	<1	<1	
		9/19/2020	<80	<1	<1	<1	<2	<1	<1	x
		9/24/2020	<80	<1	<1	<1	<2	<1	<1	
		9/26/2020	<80	<1	<1	<1	<2	<1	<1	x
		10/1/2020	<80	<1	<1	<1	<2	<1	<1	
		10/7/2020	<80	<1	<1	<1	<2	<1	<1	
		10/12/2020	<80	<1	<1	<1	<2	<1	<1	x
		10/22/2020	<80	<1	<1	<1	<2	<1	<1	
		10/31/2020	<80	<1	<1	<1	<2	<1	<1	
		11/5/2020	<80	<1	<1	<1	<2	<1	<1	
		11/13/2020	<80	<1	<1	<1	<2	<1	<1	x
		11/19/2020	<80	<1	<1	<1	<2	<1	<1	
		12/1/2020	<80	<1	<1	<1	<2	<1	<1	x
		12/17/2020	<80	<1	<1	<1	<2	<1	<1	x
		12/30/2020	<80	<1	<1	<1	<2	<1	<1	
		1/14/2021	<80	<1	<1	<1	<2	<1	<1	
		1/27/2021	<80	<1	<1	<1	<2	<1	<1	x
		2/12/2021	<80	<1	<1	<1	<2	<1	<1	x
		2/26/2021	<80	<1	<1	<1	<2	<1	<1	
		3/10/2021	<80	<1	<1	<1	<2	<1	<1	
		3/19/2021	<80	<1	<1	<1	<2	<1	<1	x
		3/24/2021	<80	<1	<1	<1	<2	<1	<1	
		3/26/2021	<80	<1	<1	<1	<2	<1	<1	x
		4/7/2021	<80	<1	<1	<1	<2	<1	<1	
		4/21/2021	<80	<1	**4**	<1	<2	<1	<1	
		5/5/2021	<80	<1	**6.7**	<1	<2	<1	<1	
		5/20/2021	<80	<1	<1	<1	<2	<1	<1	
		6/3/2021	<80	<1	<1	<1	<2	<1	<1	
		6/9/2021	<80	<1	<1	<1	<2	<1	<1	x
		6/16/2021	<80	<1	<1	<1	<2	<1	<1	
		7/2/2021	<80	<1	<1	<1	<2	<1	<1	
		7/14/2021	<80	<1	<1	<1	<2	<1	<1	
		7/16/2021	<80	<1	<1	<1	<2	<1	<1	x
		7/20/2021	<80	<1	<1	<1	<2	<1	<1	x
		7/28/2021	<80	<1	<1	<1	<2	<1	<1	x
		8/11/2021	<80	<1	<1	<1	<2	<1	<1	
		8/18/2021	<80	<1	<1	<1	<2	<1	<1	x
		8/25/2021	<80	<1	<1	<1	<2	<1	<1	
		9/8/2021	<80	<1	<1	<1	<2	<1	<1	
		9/22/2021	<80	<1	<1	<1	<2	<1	<1	
		10/6/2021	<80	<1	<1	<1	<2	<1	<1	
		10/19/2021	<80	<1	<1	<1	<2	<1	<1	
		11/1/2021	<80	<1	<1	<1	<2	<1	<1	
		11/17/2021	Sample was not collected. There was not enough water at the location to collect.							
		12/1/2021	Sample was not collected. There was not enough water at the location to collect.							
		12/15/2021	Sample was not collected. There was not enough water at the location to collect.							
		12/30/2021	Sample was not collected. There was not enough water at the location to collect.							
		1/6/2022	<80	<1	<1	<1	<2	<1	<1	x
		1/12/2022	<80	<1	<1	<1	<2	<1	<1	
		1/19/2022	<80	<1	<1	<1	<2	<1	<1	x
		1/26/2022	<80	<1	<1	<1	<2	<1	<1	
		2/9/2022	<80	<1	<1	<1	<2	<1	<1	
		2/23/2022	<80	<1	<1	<1	<2	<1	<1	
		3/24/2022	<80	<1	<1	<1	<2	<1	<1	
		4/6/2022	<80	<1	<1	<1	<2	<1	<1	x
		4/14/2022	<80	<1	<1	<1	<2	<1	<1	
		4/19/2022	<80	<1	<1	<1	<2	<1	<1	x
		5/12/2022	<80	<1	<1	<1	<2	<1	<1	

Table 1. Surface Water Sampling Results
2020-L1-SR2448 Incident

Location ID	Description	Date	TPH (GRO) (µg/L)	Benzene (µg/L)	Toluene (µg/L)	Ethylbenzene (µg/L)	m,p-Xylene (µg/L)	o-Xylene (µg/L)	Xylenes (µg/L)	Rain Event
	EPA MCL			**5**	**1,000**	**700**	**10,000**	**10,000**	**10,000**	
	EPA Region 4 ESV (acute)			**700**	**560**	**550**	**240**	**240**	**240**	
	15A North Carolina Administrative Code subchapter 02B			**51**	**11**	**97**	**420**	**600**	**670**	
Seep-1-Confluence	**Downgradient of Site**	9/1/2020	<80	<1	<1	<1	<2	<1	<1	x
		9/2/2020	<80	<1	<1	<1	<2	<1	<1	x
		9/3/2020	<80	<1	<1	<1	<2	<1	<1	x
		9/10/2020	<80	<1	<1	<1	<2	<1	<1	
		9/17/2020	<80	<1	<1	<1	<2	<1	<1	
		9/19/2020	<80	<1	<1	<1	<2	<1	<1	x
		9/24/2020	<80	<1	<1	<1	<2	<1	<1	
		9/26/2020	<80	<1	<1	<1	<2	<1	<1	x
		10/1/2020	<80	<1	<1	<1	<2	<1	<1	
		10/7/2020	<80	<1	<1	<1	<2	<1	<1	
		10/12/2020	<80	<1	<1	<1	<2	<1	<1	x
		10/22/2020	<80	<1	<1	<1	<2	<1	<1	
		10/31/2020	<80	<1	<1	<1	<2	<1	<1	
		11/5/2020	<80	<1	<1	<1	<2	<1	<1	
		11/13/2020	<80	<1	<1	<1	<2	<1	<1	x
		11/19/2020	<80	<1	<1	<1	<2	<1	<1	
		12/1/2020	<80	<1	<1	<1	<2	<1	<1	x
		12/17/2020	<80	<1	<1	<1	<2	<1	<1	x
		12/30/2020	<80	<1	<1	<1	<2	<1	<1	
		1/14/2021	<80	<1	<1	<1	<2	<1	<1	
		1/27/2021	<80	<1	<1	<1	<2	<1	<1	x
		2/12/2021	<80	<1	<1	<1	<2	<1	<1	x
		2/26/2021	<80	<1	<1	<1	<2	<1	<1	
		3/10/2021	<80	<1	<1	<1	<2	<1	<1	
		3/19/2021	<80	<1	<1	<1	<2	<1	<1	x
		3/24/2021	<80	<1	<1	<1	<2	<1	<1	
		3/26/2021	<80	<1	<1	<1	<2	<1	<1	x
		4/7/2021	<80	<1	<1	<1	<2	<1	<1	
		4/21/2021	<80	<1	<1	<1	<2	<1	<1	
		5/5/2021	<80	<1	<1	<1	<2	<1	<1	
		5/20/2021	<80	<1	<1	<1	<2	<1	<1	
		6/3/2021	<80	<1	<1	<1	<2	<1	<1	
		6/9/2021	<80	<1	<1	<1	<2	<1	<1	x
		6/16/2021	<80	<1	<1	<1	<2	<1	<1	
		7/2/2021	<80	<1	<1	<1	<2	<1	<1	
		7/14/2021	<80	<1	<1	<1	<2	<1	<1	
		7/16/2021	<80	<1	<1	<1	<2	<1	<1	x
		7/20/2021	<80	<1	<1	<1	<2	<1	<1	x
		7/28/2021	<80	<1	<1	<1	<2	<1	<1	x
		8/11/2021	<80	<1	<1	<1	<2	<1	<1	
		8/18/2021	<80	<1	<1	<1	<2	<1	<1	x
		8/25/2021	<80	<1	<1	<1	<2	<1	<1	
		9/8/2021	<80	<1	<1	<1	<2	<1	<1	
		9/22/2021	<80	<1	<1	<1	<2	<1	<1	
		10/6/2021	<80	<1	<1	<1	<2	<1	<1	
		10/19/2021	<80	<1	<1	<1	<2	<1	<1	
		11/1/2021	<80	<1	<1	<1	<2	<1	<1	
		11/17/2021	<80	<1	<1	<1	<2	<1	<1	
		12/1/2021	<80	<1	<1	<1	<2	<1	<1	
		12/15/2021	<80	<1	<1	<1	<2	<1	<1	
		12/30/2021	<80	<1	<1	<1	<2	<1	<1	
		1/6/2022	<80	<1	<1	<1	<2	<1	<1	x
		1/12/2022	<80	<1	<1	<1	<2	<1	<1	
		1/19/2022	<80	<1	<1	<1	<2	<1	<1	x
		1/26/2022	<80	<1	<1	<1	<2	<1	<1	
		2/9/2022	<80	<1	<1	<1	<2	<1	<1	
		2/23/2022	<80	<1	<1	<1	<2	<1	<1	
		3/24/2022	<80	<1	<1	<1	<2	<1	<1	
		4/6/2022	<80	<1	<1	<1	<2	<1	<1	x
		4/14/2022	<80	<1	<1	<1	<2	<1	<1	
		4/19/2022	<80	<1	<1	<1	<2	<1	<1	x
		5/12/2022	39 U	<1	1.0	<1	<2	<1	<1	

Table 1. Surface Water Sampling Results
2020-L1-SR2448 Incident

Location ID	Description	Date	TPH (GRO) (µg/L)	Benzene (µg/L)	Toluene (µg/L)	Ethylbenzene (µg/L)	m,p-Xylene (µg/L)	o-Xylene (µg/L)	Xylenes (µg/L)	Rain Event
	EPA MCL			**5**	**1,000**	**700**	**10,000**	**10,000**	**10,000**	
	EPA Region 4 ESV (acute)			**700**	**560**	**550**	**240**	**240**	**240**	
	15A North Carolina Administrative Code subchapter 02B			**51**	**11**	**97**	**420**	**600**	**670**	
Seep-2	**Downgradient of SW-Seep Location**	3/10/2021	<80	<1	<1	<1	<2	<1	<1	
		3/19/2021	<80	<1	<1	<1	<2	<1	<1	x
		3/24/2021	<80	<1	<1	<1	<2	<1	<1	
		3/26/2021	<80	<1	<1	<1	<2	<1	<1	x
		4/7/2021	<80	<1	<1	<1	<2	<1	<1	
		4/21/2021	<80	<1	<1	<1	<2	<1	<1	
		5/5/2021	<80	<1	<1	<1	<2	<1	<1	
		5/20/2021	<80	<1	<1	<1	<2	<1	<1	
		6/3/2021	<80	<1	<1	<1	<2	<1	<1	
		6/9/2021	<80	<1	<1	<1	<2	<1	<1	x
		6/16/2021	<80	<1	<1	<1	<2	<1	<1	
		7/2/2021	<80	<1	<1	<1	<2	<1	<1	
		7/14/2021	<80	<1	<1	<1	<2	<1	<1	
		7/16/2021	<80	<1	<1	<1	<2	<1	<1	x
		7/20/2021	<80	<1	<1	<1	<2	<1	<1	x
		7/28/2021	<80	<1	<1	<1	<2	<1	<1	x
		8/11/2021	<80	<1	<1	<1	<2	<1	<1	
		8/18/2021	<80	<1	<1	<1	<2	<1	<1	x
		8/25/2021	<80	<1	<1	<1	<2	<1	<1	
		9/8/2021	<80	<1	<1	<1	<2	<1	<1	
		9/22/2021	<80	<1	<1	<1	<2	<1	<1	
		10/6/2021	<80	<1	<1	<1	<2	<1	<1	
		10/19/2021	<80	<1	<1	<1	<2	<1	<1	
		11/1/2021	<80	<1	<1	<1	<2	<1	<1	
		11/17/2021	<80	<1	<1	<1	<2	<1	<1	
		12/1/2021	<80	<1	<1	<1	<2	<1	<1	
		12/15/2021	<80	<1	<1	<1	<2	<1	<1	
		12/30/2021	<80	<1	<1	<1	<2	<1	<1	
		1/6/2022	<80	<1	<1	<1	<2	<1	<1	x
		1/12/2022	<80	<1	<1	<1	<2	<1	<1	
		1/19/2022	<80	<1	<1	<1	<2	<1	<1	x
		1/26/2022	<80	<1	**1.2**	<1	<2	<1	<1	
		2/9/2022	<80	<1	<1	<1	<2	<1	<1	
		2/23/2022	<80	<1	<1	<1	<2	<1	<1	
		3/24/2022	<80	<1	<1	<1	<2	<1	<1	
		4/6/2022	<80	<1	<1	<1	<2	<1	<1	x
		4/14/2022	<80	<1	<1	<1	<2	<1	<1	
		4/19/2022	<80	<1	<1	<1	<2	<1	<1	x
		5/12/2022	<80	<1	<1	<1	<2	<1	<1	

Table 1. Surface Water Sampling Results
2020-L1-SR2448 Incident

Location ID	Description	Date	TPH (GRO) (µg/L)	Benzene (µg/L)	Toluene (µg/L)	Ethylbenzene (µg/L)	m,p-Xylene (µg/L)	o-Xylene (µg/L)	Xylenes (µg/L)	Rain Event
	EPA MCL			**5**	**1,000**	**700**	**10,000**	**10,000**	**10,000**	
	EPA Region 4 ESV (acute)			**700**	**560**	**550**	**240**	**240**	**240**	
	15A North Carolina Administrative Code subchapter 02B			**51**	**11**	**97**	**420**	**600**	**670**	
Seep-2-Confluence	**Downgradient of SW-Confluence Location**	3/10/2021	<80	<1	<1	<1	<2	<1	<1	
		3/19/2021	<80	<1	<1	<1	<2	<1	<1	x
		3/24/2021	<80	<1	<1	<1	<2	<1	<1	
		3/26/2021	<80	<1	<1	<1	<2	<1	<1	x
		4/7/2021	<80	<1	<1	<1	<2	<1	<1	
		4/21/2021	<80	<1	<1	<1	<2	<1	<1	
		5/5/2021	<80	<1	<1	<1	<2	<1	<1	
		5/20/2021	<80	<1	<1	<1	<2	<1	<1	
		6/3/2021	<80	<1	<1	<1	<2	<1	<1	
		6/9/2021	<80	<1	<1	<1	<2	<1	<1	x
		6/16/2021	<80	<1	<1	<1	<2	<1	<1	
		7/2/2021	<80	<1	<1	<1	<2	<1	<1	
		7/14/2021	<80	<1	<1	<1	<2	<1	<1	
		7/16/2021	<80	<1	<1	<1	<2	<1	<1	x
		7/20/2021	<80	<1	<1	<1	<2	<1	<1	x
		7/28/2021	<80	<1	<1	<1	<2	<1	<1	x
		8/11/2021	<80	<1	<1	<1	<2	<1	<1	
		8/18/2021	<80	<1	<1	<1	<2	<1	<1	x
		8/25/2021	<80	<1	<1	<1	<2	<1	<1	
		9/8/2021	<80	<1	<1	<1	<2	<1	<1	
		9/22/2021	<80	<1	<1	<1	<2	<1	<1	
		10/6/2021	<80	<1	<1	<1	<2	<1	<1	
		10/19/2021	<80	<1	<1	<1	<2	<1	<1	
		11/1/2021	<80	<1	<1	<1	<2	<1	<1	
		11/17/2021	<80	<1	<1	<1	<2	<1	<1	
		12/1/2021	<80	<1	<1	<1	<2	<1	<1	
		12/15/2021	<80	<1	<1	<1	<2	<1	<1	
		12/30/2021	<80	<1	<1	<1	<2	<1	<1	
		1/6/2022	<80	<1	<1	<1	<2	<1	<1	x
		1/12/2022	<80	<1	<1	<1	<2	<1	<1	
		1/19/2022	<80	<1	<1	<1	<2	<1	<1	x
		1/26/2022	<80	<1	<1	<1	<2	<1	<1	
		2/9/2022	<80	<1	<1	<1	<2	<1	<1	
		2/23/2022	<80	<1	<1	<1	<2	<1	<1	
		3/24/2022	<80	<1	<1	<1	<2	<1	<1	
		4/6/2022	<80	<1	<1	<1	<2	<1	<1	x
		4/14/2022	<80	<1	<1	<1	<2	<1	<1	
		4/19/2022	<80	<1	<1	<1	<2	<1	<1	x
		5/12/2022	<80	<1	<1	<1	<2	<1	<1	
SW-G	**Downgradient of SW-Confluence 2 Location at Culvert**	7/2/2021	<80	<1	<1	<1	<2	<1	<1	
		7/14/2021	<80	<1	<1	<1	<2	<1	<1	
		7/16/2021	<80	<1	<1	<1	<2	<1	<1	x
		7/20/2021	<80	<1	<1	<1	<2	<1	<1	x
		7/28/2021	<80	<1	<1	<1	<2	<1	<1	x
		8/11/2021	<80	<1	<1	<1	<2	<1	<1	
		8/18/2021	<80	<1	<1	<1	<2	<1	<1	x
		8/25/2021	<80	<1	<1	<1	<2	<1	<1	
		9/8/2021	<80	<1	<1	<1	<2	<1	<1	
		9/22/2021	<80	<1	<1	<1	<2	<1	<1	
		10/6/2021	<80	<1	<1	<1	<2	<1	<1	
		10/19/2021	<80	<1	<1	<1	<2	<1	<1	
		11/1/2021	<80	<1	<1	<1	<2	<1	<1	
		11/17/2021	<80	<1	<1	<1	<2	<1	<1	
		12/1/2021	<80	<1	<1	<1	<2	<1	<1	
		12/15/2021	<80	<1	<1	<1	<2	<1	<1	
		12/30/2021	<80	<1	<1	<1	<2	<1	<1	
		1/6/2022	<80	<1	<1	<1	<2	<1	<1	x
		1/12/2022	<80	<1	<1	<1	<2	<1	<1	
		1/19/2022	<80	<1	<1	<1	<2	<1	<1	x
		1/26/2022	<80	<1	<1	<1	<2	<1	<1	
		2/9/2022	<80	<1	<1	<1	<2	<1	<1	
		2/23/2022	<80	<1	<1	<1	<2	<1	<1	
		3/24/2022	<80	<1	<1	<1	<2	<1	<1	
		4/6/2022	<80	<1	<1	<1	<2	<1	<1	x
		4/14/2022	<80	<1	<1	<1	<2	<1	<1	
		4/19/2022	<80	<1	<1	<1	<2	<1	<1	x
		5/12/2022	<80	<1	<1	<1	<2	<1	<1	

Notes:

	Sample collected, results pending
x	Rainfall event (Rain > 1-inch within 24-hour period)
U	Not present above the associated level; blank contamination exists
Bold Values	Bold values indicate compound was detected above laboratory reporting limit

Table 2. Surface Water General Parameter Measurements
2020-L1-SR2448 Incident

Location ID	Description	Date	Temperature (°C)	pH (STU)	ORP (mV)	Conductivity (mS/cm)	DO (mg/L)	Turbidity (NTU)	Rain Event
SW-1	North Prong Clark Creek (Up-gradient of the leak site)	8/15/2020	26.66	7.58	57	0.146	4.75	10.1	
		8/16/2020	26.74	7.47	106	0.133	7.01	9.6	
		8/17/2020	25.78	7.47	101	0.137	4.88	2.9	
		8/18/2020	23.71	7.52	39	0.168	5.77	15.00	
		8/19/2020	26.20	7.45	126	0.13	3.92	5.7	
		8/20/2020	24.58	7.52	150	0.135	3.31	13	
		8/21/2020	23.23	7.51	166	0.114	2.92	46.6	
		8/22/2020	25.05	7.27	121	0.123	4.34	9.5	
		8/27/2020	27.40	7.47	186	0.147	3.89	1.3	
		9/1/2020	28.48	7.65	175	0.135	3.7	11.9	x
		9/2/2020	31.39	8.09	152	0.115	4.95	22.4	x
		9/3/2020	29.03	7.55	176	0.123	4.71	6.5	x
		9/10/2020	25.84	7.3	190	0.127	2.97	17.9	
		9/17/2020	25.13	7.55	194	0.096	6.76	14.8	
		9/19/2020	23.10	7.31	184	0.104	5.44	11.2	x
		9/24/2020	20.04	7.06	162	0.084	2.8	0	
		9/26/2020	20.60	6.77	170	0.075	7.49	0	x
		10/1/2020	19.57	7.16	168	0.094	2.53	20.1	
		10/7/2020	18.23	6.18	297	0.195	5.94	0	
		10/12/2020	21.52	6.61	223	0.072	4.98	177	x
		10/22/2020	19.07	6.77	215	0.09	2.44	7.3	
		10/31/2020	15.83	7.41	218	0.088	8.67	77.6	
		11/5/2020	17.29	7	174	0.063	5.78	45.6	
		11/13/2020	19.09	6.67	260	0.029	11.36	208	x
		11/19/2020	10.99	6.57	186	0.077	7.95	72.2	
		12/1/2020	11.60	6.98	90.2	0.13	9.21	32	x
		12/17/2020	9.30	7	146	0.126	10.07	28.2	x
		12/30/2020	7.00	6.69	95.9	0.138	81.2	22.9	
		1/14/2021	10.10	7.18	153.2	0.153	16.32	13.1	
		1/27/2021	11.80	7.31	151.7	0.153	14.8	17.3	x
		2/12/2021	6.90	7	187.3	0.131	12	27.2	x
		2/26/2021	10.50	6.54	234.2	0.161	9.04	39.8	
		3/10/2021	17.20	7.38	177	0.145	14.49	22.8	
		3/19/2021	12.70	7.1	200	0.132	9.02	27.3	x
		3/24/2021	15.80	7.14	152.8	0.145	10.28	23.6	
		3/26/2021	20.10	7.62	185.5	0.12	8.4	46.8	x
		4/7/2021	22.60	7.25	180.7	0.144	9.65	11.1	
		4/21/2021	20.20	7.33	167.3	0.164	10.79	6.54	
		5/5/2021	24.80	7.61	165.8	0.171	7.9	8.12	
		5/20/2021	23.00	7.39	195.8	0.179	13.57	13.21	
		6/3/2021	22.80	7.29	98.2	0.2	11.08	9.53	
		6/9/2021	27.90	7.35	167.1	0.145	9.74	7.08	x
		6/16/2021	24.70	7.54	113.4	0.185	8.53	8.11	
		7/2/2021	28.50	7.69	110.3	0.162	7.89	10.55	
		7/14/2021	27.20	6.88	105.2	0.201	11.53	4.1	
		7/16/2021	31.20	7.38	88.9	0.186	7.74	3.85	x
		7/20/2021	27.30	6.99	122.9	0.154	9.17	7.88	x
		7/28/2021	26.20	6.4	38.6	0.226	1.73	3.67	x
		8/11/2021	24.50	7.19	134.8	0.267	6.66	2.37	
		8/18/2021	28.00	7.4	110.1	0.15	4.83	23.4	x
		8/25/2021	26.20	7.46	118.7	0.187	4.4	1.92	
		9/8/2021	23.20	6.63	170.9	0.169	4.28	5.93	
		9/22/2021	23.70	7.26	210.2	0.172	4.41	3.79	
		10/6/2021	22.30	6.97	116.9	0.196	5.92	2.98	
		10/19/2021	15.80	7	132.1	0.192	6.56	3.36	
		11/1/2021	16.60	7.22	135.6	0.173	8.26	2.61	
		11/17/2021	11.90	7.38	271.2	0.174	10.11	5.5	
		12/1/2021	9.70	6.91	283.8	0.185	12.63	9.06	
		12/15/2021	9.40	7.44	163.7	0.192	12.22	6.12	
		12/30/2021	15.20	7.4	74.4	0.193	7.75	7.15	
		1/6/2022	11.30	7.44	229.4	0.155	10.81	23	x
		1/12/2022	7.40	7.57	136.6	0.152	11.6	18.4	
		1/19/2022	7.30	7.52	143.6	0.136	13.64	22.4	x
		1/26/2022	7.50	7.7	108.9	0.191	13.13	17.7	
		2/9/2022	9.30	7.63	189.2	0.201	12.14	15.9	
		2/23/2022	13.70	7.67	181.4	0.194	11.9	21.3	

Table 2. Surface Water General Parameter Measurements
2020-L1-SR2448 Incident

Location ID	Description	Date	Temperature (°C)	pH (STU)	ORP (mV)	Conductivity (mS/cm)	DO (mg/L)	Turbidity (NTU)	Rain Event
SW-2	North Prong Clark Creek (Downgradient of leak site)	8/15/2020	24.78	7.68	94	0.142	6.99	90.9	
		8/16/2020	23.59	7.73	110	0.109	7.90	247	
		8/17/2020	23.05	7.72	106	0.099	7.11	324	
		8/18/2020	21.95	7.67	101	0.117	7.75	271	
		8/19/2020	23.05	7.73	128	0.131	6.94	51	
		8/20/2020	22.26	7.74	112	0.117	6.12	55.7	
		8/21/2020	21.87	7.61	128	0.143	3.72	31.8	
		8/22/2020	22.61	7.81	117	0.145	6.73	27.1	
		8/27/2020	24.76	7.77	170	0.149	5.94	15.8	
		9/1/2020	26.13	7.63	165	0.112	4.81	173	x
		9/2/2020	28.20	7.12	0.84	0.089	4.49	321	x
		9/3/2020	26.52	7.41	185	0.095	6.36	226	x
		9/10/2020	24.36	7.8	170	0.137	5.04	386	
		9/17/2020	21.58	7.31	195	0.057	5.63	970	
		9/19/2020	20.44	7.42	180	0.095	5.61	88.1	x
		9/24/2020	17.64	6.97	158	0.089	5	0	
		9/26/2020	19.27	6.44	185	0.066	4.11	206	x
		10/1/2020	18.08	7.2	149	0.102	9.6	230	
		10/7/2020	16.76	6.51	275	0.177	7.06	0	
		10/12/2020	20.80	6.68	244	0.063	6.43	444	x
		10/22/2020	16.60	ORWQM	219	0.1	3.82	361	
		10/31/2020	13.76	7.33	223	0.093	7.15	156	
		11/5/2020	16.51	6.91	174	0.074	5.77	152	
		11/13/2020	18.21	6.55	-----	0.028	6.43	332	x
		11/19/2020	8.80	6.2	196	0.069	4.05	218	
		12/1/2020	10.20	6.77	91.1	0.126	9.37	68.4	x
		12/17/2020	9.30	6.96	147	0.12	20.65	59.1	x
		12/30/2020	6.80	6.74	113.5	0.155	11.21	17	
		1/14/2021	9.50	7.45	153.5	0.161	13.81	13.8	
		1/27/2021	11.70	7.21	156.3	0.13	12.73	85.4	x
		2/12/2021	6.70	7.04	185.1	0.119	17.05	61.8	x
		2/26/2021	10.50	6.79	239.6	0.14	9.89	36.5	
		3/10/2021	17.50	7.85	153.5	0.161	13.23	12.59	
		3/19/2021	11.90	6.76	209.8	0.105	8.07	65.8	x
		3/24/2021	15.20	7.35	158.8	0.149	9.12	36	
		3/26/2021	19.90	7.09	168.7	0.107	9.34	68.1	x
		4/7/2021	21.70	7.52	164.4	0.163	13.99	12.78	
		4/21/2021	18.70	7.6	172.6	0.183	9.1	3.9	
		5/5/2021	21.60	7.52	143.8	0.165	8.96	19.8	
		5/20/2021	21.10	7.7	184.4	0.194	13.04	6.52	
		6/3/2021	21.50	7.81	97	0.211	12.01	5.01	
		6/9/2021	25.20	7.47	151.8	0.132	9.76	71.4	x
		6/16/2021	22.50	7.53	122.7	0.2	10.33	11.24	
		7/2/2021	25.80	6.88	127.6	0.119	7.74	153	
		7/14/2021	26.20	6.96	122.9	0.214	10.26	10.6	
		7/16/2021	28.40	7.33	98.1	0.165	8.84	80.8	x
		7/20/2021	25.10	6.56	134.1	0.137	11.09	88.6	x
		7/28/2021	25.10	7.54	113.5	0.182	3.49	23.5	x
		8/11/2021	23.20	7.39	147.3	0.211	8.53	5.84	
		8/18/2021	25.90	7.41	106.9	0.127	7.68	61.6	x
		8/25/2021	24.10	7.9	139.2	0.183	7.93	12.8	
		9/8/2021	22.40	7	172.5	0.104	7.82	6.68	
		9/22/2021	22.90	7.41	221.8	0.158	6.05	19.1	
		10/6/2021	21.40	7.22	110.7	0.194	5.98	13.73	
		10/19/2021	13.70	7.08	136.8	0.206	8.5	23.4	
		11/1/2021	14.60	7.32	131.2	0.182	7.94	3.95	
		11/17/2021	8.80	7.56	240.4	0.185	9.2	4.56	
		12/1/2021	7.70	7.63	244.5	0.189	18.53	4.74	
		12/15/2021	7.20	7.74	143.5	0.186	13.8	5.08	
		12/30/2021	15.50	7.7	120.2	0.199	8.3	4.34	
		1/6/2022	9.20	7.49	215.3	0.132	14.18	60.6	x
		1/12/2022	4.90	7.57	127	0.159	13.21	28	
		1/19/2022	8.90	7.54	140.8	0.116	12.43	58.3	x
		1/26/2022	6.70	7.72	101.6	0.187	12.23	15.7	
		2/9/2022	8.60	7.6	137.4	0.178	12.94	21.2	
		2/23/2022	13.50	7.59	154	0.164	11.58	40	
		3/24/2022	15.9	7.4	71.7	0.1241	10.31	40.19	
		4/6/2022	16.2	7.81	160.6	0.1174	11.56	86.82	x
		4/14/2022	17.6	7.45	38.3	0.1503	9.42	9.76	
		4/19/2022	14.5	6.67	141.8	0.0965	15.12	74.54	x
		5/12/2022	15.9	7.45	156.1	0.1891	8.54	6.43	

Table 2. Surface Water General Parameter Measurements
2020-L1-SR2448 Incident

Location ID	Description	Date	Temperature (°C)	pH (STU)	ORP (mV)	Conductivity (mS/cm)	DO (mg/L)	Turbidity (NTU)	Rain Event
SW-3	South Prong Clark Creek (Downgradient of the leak site)	8/15/2020	25.04	7.65	109	0.113	7.17	224	
		8/16/2020	22.52	7.54	123	0.099	7.67	250	
		8/17/2020	22.66	7.64	125	0.131	7.76	248	
		8/18/2020	20.10	7.68	111	0.151	7.65	198	
		8/19/2020	22.98	7.66	147	0.166	6.02	27.3	
		8/20/2020	21.92	7.8	99	0.176	5.37	20.9	
		8/21/2020	21.40	7.64	128	0.16	3.79	94.2	
		8/22/2020	22.26	7.88	113	0.154	6.66	35.5	
		8/27/2020	24.99	7.83	162	0.187	6	8.2	
		9/1/2020	25.34	7.61	162	0.105	5.81	141	x
		9/2/2020	27.13	7.12	176	0.071	4.52	238	x
		9/3/2020	25.18	7.38	158	0.100	5.4	98.5	x
		9/10/2020	24.46	7.67	177	0.18	6.11	30.9	
		9/17/2020	21.41	7.29	190	0.087	6.67	ORWQM	
		9/19/2020	19.90	7.41	177	0.107	5.95	50.1	x
		9/24/2020	16.97	7.14	149	0.126	12.27	0	
		9/26/2020	18.52	6.4	195	0.066	9.22	187	x
		10/1/2020	17.16	7.32	144	0.125	3.33	244	
		10/7/2020	15.77	6.68	272	0.23	9.85	0	
		10/12/2020	21.09	6.57	252	0.068	6.17	420	x
		10/22/2020	16.54	6.69	199	0.158	5.84	3.5	
		10/31/2020	12.55	7.47	200	0.107	9.87	164	
		11/5/2020	16.33	6.99	143	0.095	5.99	50.6	
		11/13/2020	17.53	6.79	226	0.03	6.27	429	x
		11/19/2020	8.58	6.65	151	0.121	7.61	62	
		12/1/2020	11.00	6.95	154.6	0.145	10.57	52.8	x
		12/17/2020	9.00	6.87	231.4	0.153	11.46	54.8	x
		12/30/2020	6.90	6.92	52.1	0.176	10.69	14.8	
		1/14/2021	10.00	7.34	144.1	0.18	12.69	12.9	
		1/27/2021	11.60	7.27	186.7	0.127	16.64	89.3	x
		2/12/2021	6.60	7.1	175.4	0.112	13.41	60	x
		2/26/2021	10.10	6.9	234.6	0.163	11.11	21.7	
		3/10/2021	17.80	7.35	140.5	12.28	0.191	12.01	
		3/19/2021	11.50	6.81	196.7	0.082	8.91	86.6	x
		3/24/2021	15.30	7.33	139.2	0.174	9.19	18.3	
		3/26/2021	20.00	7.06	181	0.093	9.64	71.3	x
		4/7/2021	21.80	7.44	148.1	0.192	12.44	15.6	
		4/21/2021	18.40	7.46	121	0.225	12.46	8.44	
		5/5/2021	21.30	7.39	169.7	0.159	8.82	35.7	
		5/20/2021	21.90	7.71	169.8	0.235	8.69	10.59	
		6/3/2021	22.10	7.75	88.5	0.26	12.96	8.54	
		6/9/2021	25.30	7.05	158	0.114	9.22	81.3	x
		6/16/2021	24.20	7.3	127.1	0.255	8.3	7.68	
		7/2/2021	23.60	6.69	132.3	0.112	11.38	63.9	
		7/14/2021	25.30	7.03	214.7	0..263	14.23	14.28	
		7/16/2021	27.60	7.22	102.2	0.163	9.95	105.6	x
		7/20/2021	24.40	6.45	145.9	0.14	11.63	72	x
		7/28/2021	25.10	7.58	99.8	0.222	3.87	78.6	x
		8/11/2021	23.50	7.39	140	0.24	9.52	4.81	
		8/18/2021	24.10	7.47	104.2	0.099	7.32	148	x
		8/25/2021	24.00	7.99	129.9	0.243	7.19	4.48	
		9/8/2021	22.70	6.96	176.1	0.198	6.86	39.7	
		9/22/2021	23.00	7.38	214.4	0.164	4.76	13.5	
		10/6/2021	21.20	7.23	112.9	0.298	7.64	2.9	
		10/19/2021	12.80	6.92	136.2	0.272	8.34	1.92	
		11/1/2021	14.00	7.18	114	0.254	8.94	1.78	
		11/17/2021	8.20	7.43	195.8	0.255	12.01	2.18	
		12/1/2021	7.80	7.26	163.4	0.218	14.49	1.54	
		12/15/2021	6.70	7.59	122.3	0.232	13.67	3.98	
		12/30/2021	15.40	7.48	86.2	0.249	9.53	3.08	
		1/6/2022	8.70	7.11	201	0.187	11.45	35.7	x
		1/12/2022	4.50	7.66	110.6	0.235	12.45	7.99	
		1/19/2022	7.00	7.53	130.6	0.256	12.93	25.6	x
		1/26/2022	6.90	7.54	89	0.192	11.29	8.4	
		2/9/2022	8.50	7.5	105.5	0.196	11.9	13.9	
		2/23/2022	13.00	7.55	107.9	0.176	8.99	81.6	
		3/24/2022	16.0	7.10	83.2	0.1552	9.84	10.91	
		4/6/2022	17.5	7.38	170.4	0.0953	15.03	115.3	x
		4/14/2022	17.8	7.44	53	0.1793	7.57	6.81	
		4/19/2022	15.1	6.76	118.1	0.0961	28.41	105.3	x
		5/12/2022	16.3	7.78	133.5	0.1975	10.21	6.15	

Table 2. Surface Water General Parameter Measurements
2020-L1-SR2448 Incident

Location ID	Description	Date	Temperature (°C)	pH (STU)	ORP (mV)	Conductivity (mS/cm)	DO (mg/L)	Turbidity (NTU)	Rain Event
SW-4	Clarke Creek (Downgradient of North/South Prong Clark Creek confluence)	8/15/2020	25.06	7.7	108	0.124	8.00	168	
		8/16/2020	22.85	7.62	96	0.099	7.32	299	
		8/17/2020	23.03	7.55	87	0.127	8.00	125	
		8/18/2020	20.96	7.60	106	0.129	7.07	96.7	
		8/19/2020	23.79	7.63	145	0.147	6.66	29.3	
		8/20/2020	22.41	7.77	90	0.155	4.98	22.5	
		8/21/2020	21.74	7.69	114	0.163	6.17	40.2	
		8/22/2020	22.20	7.9	102	0.14	7.59	42	
		8/27/2020	25.56	7.71	187	0.172	6.01	7.6	
		9/1/2020	25.61	7.43	138	0.116	5.73	58	x
		9/2/2020	27.75	6.75	187	0.078	4.97	278	x
		9/3/2020	25.69	6.86	165	0.103	4.16	131	x
		9/10/2020	24.07	7.44	173	0.153	6.45	23.9	
		9/17/2020	21.04	7.2	183	0.127	5.82	886	
		9/19/2020	20.06	7.23	156	0.103	7.04	71.7	x
		9/24/2020	17.01	6.51	174	0.108	8.9	0	
		9/26/2020	18.63	6.12	187	0.067	9.09	215	x
		10/1/2020	16.78	6.64	180	0.116	7.32	41	
		10/7/2020	21.92	7.01	195	0.203	4.92	0	
		10/12/2020	21.05	6.28	269	0.067	6.08	432	x
		10/22/2020	16.12	6.16	240	0.13	8.86	69.2	
		10/31/2020	12.21	7.35	184	0.098	4.04	168	
		11/5/2020	18.22	6.82	170	0.085	7	54.1	
		11/13/2020	17.44	6.57	245	0.028	9.01	442	x
		11/19/2020	8.61	6.08	191	0.106	7.61	113	
		12/1/2020	11.00	6.97	167.9	0.182	8.32	68	x
		12/17/2020	9.20	6.88	262.4	0.127	14.08	55.3	x
		12/30/2020	6.90	7.01	115.5	0.167	11.01	16.1	
		1/14/2021	10.00	7.55	151.1	0.174	11.48	14.04	
		1/27/2021	10.60	7.27	195.1	0.131	11.48	86.3	x
		2/12/2021	5.90	7.14	186.7	0.115	13.3	58.1	x
		2/26/2021	9.70	7.07	269.1	0.155	11.26	27.1	
		3/10/2021	17.40	7.56	178.2	0.182	11.74	10.97	
		3/19/2021	11.50	6.94	218.4	0.092	9.85	80.3	x
		3/24/2021	15.90	7.45	160.9	0.165	10.63	27.6	
		3/26/2021	20.40	6.94	179.9	0.095	9.69	75.1	x
		4/7/2021	22.10	7.47	183.1	0.179	11.97	22.1	
		4/21/2021	19.10	7.51	174	0.221	9.83	6.36	
		5/5/2021	22.00	7.63	147.2	0.177	11.72	25.3	
		5/20/2021	22.20	7.79	188.8	0.231	9.54	7.22	
		6/3/2021	22.60	7.83	93.9	0.264	12.11	4.57	
		6/9/2021	25.40	7.2	181.6	0.122	8.61	66.9	x
		6/16/2021	23.10	7.77	124.2	0.22	10.26	9.08	
		7/2/2021	24.10	6.99	128.6	0.102	7.27	108	
		7/14/2021	26.30	7.18	100.5	0.22	13.52	12.6	
		7/16/2021	27.20	7.25	168.3	0.147	10.07	102.8	x
		7/20/2021	24.50	6.71	139	0.139	11.14	91.7	x
		7/28/2021	25.80	6.77	136.4	0.176	2.36	122	x
		8/11/2021	24.60	7.25	141.8	0.201	8.3	16.6	
		8/18/2021	25.10	7.56	107	0.09	7.63	624	x
		8/25/2021	24.70	7.28	158.1	0.207	7.54	6.46	
		9/8/2021	23.30	6.99	172.4	0.233	7.67	22.9	
		9/22/2021	23.30	7.03	241.7	0.132	5.73	57.2	
		10/6/2021	22.20	7.11	121.2	0.237	6.86	3.79	
		10/19/2021	15.20	7.03	123.1	0.239	9.48	2.38	
		11/1/2021	15.30	7.07	131.4	0.214	9.78	1.94	
		11/17/2021	9.60	7.51	217.4	0.198	12.45	2.18	
		12/1/2021	9.50	7.41	189.4	0.221	15.86	2.85	
		12/15/2021	8.00	7.6	101.8	0.159	12.86	6.07	
		12/30/2021	15.80	7.64	75.7	0.203	9.8	4.1	
		1/6/2022	10.00	7.44	217	0.141	12.46	103	x
		1/12/2022	5.60	7.56	125.1	0.176	12.6	22.3	
		1/19/2022	8.50	7.34	480.4	0.146	11.42	104	x
		1/26/2022	7.70	7.66	81.8	0.216	11.5	11.45	
		2/9/2022	9.20	7.63	215.3	0.184	11.95	18.4	
		2/23/2022	14.10	7.64	207.9	0.171	11.62	96.2	
		3/24/2022	15.7	7.23	86.6	0.1365	9.56	31.09	
		4/6/2022	16.0	8.74	117.7	0.1218	10.79	212.8	x
		4/14/2022	18.5	7.35	35.7	0.1587	8.77	47.6	
		4/19/2022	13.3	6.20	160.2	0.0878	19.03	116.1	x
		5/12/2022	18.6	7.60	111.3	0.1815	0.02	9.42	

Table 2. Surface Water General Parameter Measurements
2020-L1-SR2448 Incident

Location ID	Description	Date	Temperature (°C)	pH (STU)	ORP (mV)	Conductivity (mS/cm)	DO (mg/L)	Turbidity (NTU)	Rain Event
SW-5	Ramah Creek (Upgradient of SW-6)	8/15/2020	25.44	7.49	51	0.156	6.92	14.3	
		8/16/2020	23.57	7.59	55	0.123	8.70	16.6	
		8/17/2020	22.57	7.42	62	0.144	5.81	24.3	
		8/18/2020	20.28	7.54	37	0.142	7.87	0.00	
		8/19/2020	23.98	7.75	136	0.151	6.72	51.1	
		8/20/2020	22.06	7.77	86	0.151	6.04	0	
		8/21/2020	21.73	7.74	109	0.149	5.3	39.1	
		8/22/2020	22.29	7.77	73	0.137	7.38	21.6	
		8/27/2020	26.12	7.59	177	0.159	5.29	8.9	
		9/1/2020	25.13	7.29	120	0.108	5.47	858	x
		9/2/2020	27.51	6.59	151	0.073	4.48	233	x
		9/3/2020	24.87	5.99	213	0.100	4.02	217	x
		9/10/2020	23.80	7.4	173	0.15	5.96	10	
		9/17/2020	21.28	7.05	191	0.102	4.96	505	
		9/19/2020	20.82	6.96	149	0.1	6.16	98.8	x
		9/24/2020	17.04	6.69	183	0.101	4.22	0	
		9/26/2020	18.34	6.1	194	0.064	6.05	271	x
		10/1/2020	17.16	6.87	136	0.11	4.82	9.7	
		10/7/2020	22.65	7.06	133	0.176	6.12	0.3	
		10/12/2020	20.35	6.03	282	0.057	3.15	389	x
		10/22/2020	16.03	6.37	225	0.119	7.43	14.1	
		10/31/2020	12.23	6.45	240	0.102	6.47	297	
		11/5/2020	17.06	6.68	170	0.08	7.56	54.2	
		11/13/2020	17.11	6.4	250	0.026	6.39	314	x
		11/19/2020	7.94	5.89	189	0.091	5.44	136	
		12/1/2020	11.00	6.69	184.3	0.137	8.17	60.7	x
		12/17/2020	8.70	6.62	235.2	0.115	12.8	61.3	x
		12/30/2020	6.90	7.08	80.9	0.143	12.34	14.9	
		1/14/2021	10.60	7.42	126.2	0.144	13.11	13.9	
		1/27/2021	10.50	7.12	186.9	0.115	14.76	64.7	x
		2/12/2021	6.20	7.01	179	0.102	17.02	36.5	x
		2/26/2021	9.80	7.02	269.5	0.115	10.26	42.1	
		3/10/2021	18.20	7.46	176.3	0.151	12.61	12	
		3/19/2021	11.60	6.92	207.5	0.075	12.93	93.2	x
		3/24/2021	16.20	7.4	157.5	0.135	8.13	19.4	
		3/26/2021	19.90	6.83	192.1	0.075	8.89	94.5	x
		4/7/2021	24.00	7.36	180.2	0.146	9.52	29.8	
		4/21/2021	19.60	6.92	131.8	0.137	9.86	80.9	
		5/5/2021	23.30	7.6	168.8	0.161	11.4	19.1	
		5/20/2021	24.50	7.72	186.6	0.192	12.15	9.34	
		6/3/2021	24.60	7.59	106.3	0.186	9.75	11.62	
		6/9/2021	27.30	7.31	160.8	0.169	8.74	259	x
		6/16/2021	25.50	7.8	156.3	0.201	10.57	8.01	
		7/2/2021	22.80	6.11	170.9	0.097	8.3	ORWQM	
		7/14/2021	28.40	7.32	80	0.212	12.79	13	
		7/16/2021	28.30	6.92	116.2	0.18	9.22	106.8	x
		7/20/2021	24.50	6.6	176.2	0.116	10.88	143	x
		7/28/2021	27.90	7.03	107.9	0.191	2.25	35.4	x
		8/11/2021	27.30	7.15	162.1	0.213	8.38	3.13	
		8/18/2021	25.70	7.44	105.5	0.107	6.7	182	x
		8/25/2021	27.20	7.78	119.9	0.212	7.02	2.15	
		9/8/2021	26.40	7.33	118.3	0.203	7.65	2.47	
		9/22/2021	23.40	6.93	250.3	0.147	5.03	27.1	
		10/6/2021	23.20	7.24	67.6	0.234	7.37	2.72	
		10/19/2021	18.20	6.96	48.4	0.226	9.13	1.97	
		11/1/2021	16.90	6.97	51	0.214	7.73	2.16	
		11/17/2021	11.10	7.43	196.1	0.216	11.28	3.48	
		12/1/2021	11.10	7.15	214.7	211.8	16.55	2	
		12/15/2021	9.40	7.41	142.9	0.189	12.33	15.8	
		12/30/2021	15.90	7.36	21.8	0.195	7.21	7.74	
		1/6/2022	10.80	7.2	130.4	0.129	11.38	71.5	x
		1/12/2022	7.30	7.55	89.8	0.158	11.7	35.3	
		1/19/2022	6.60	7.18	105.6	0.194	13.02	37	x
		1/26/2022	8.90	7.56	52.4	0.175	11.93	11.7	
		2/9/2022	10.90	7.36	115	0.146	10.99	32	
		2/23/2022	14.90	7.62	186.6	0.157	12.98	32.2	

Table 2. Surface Water General Parameter Measurements
2020-L1-SR2448 Incident

Location ID	Description	Date	Temperature (°C)	pH (STU)	ORP (mV)	Conductivity (mS/cm)	DO (mg/L)	Turbidity (NTU)	Rain Event
SW-6	Clarke Creek (Downgradient of Ramah Creek confluence)	8/15/2020	25.97	7.56	109	0.131	6.50	20.7	
		8/16/2020	24.06	7.13	125	0.107	4.42	122	
		8/17/2020	24.06	7.64	124	0.139	7.38	71.3	
		8/18/2020	21.92	7.49	110	0.136	7.03	52.4	
		8/19/2020	23.21	7.56	127	0.142	7.7	23	
		8/20/2020	22.42	7.79	126	0.151	6.38	17	
		8/21/2020	22.09	7.56	131	0.14	5.55	15.7	
		8/22/2020	22.52	7.69	113	0.138	6.03	28	
		8/27/2020	25.02	7.64	228	0.17	5.32	3.8	
		9/1/2020	26.00	7.19	156	0.151	5.08	103	x
		9/2/2020	27.23	6.34	224	0.058	2.51	389	x
		9/3/2020	25.38	6.57	202	0.057	4.38	135	x
		9/10/2020	24.48	7.02	211	0.16	4.93	18.7	
		9/17/2020	21.66	6.76	225	0.133	5.51	39	
		9/19/2020	21.06	6.82	279	0.111	5.53	57.5	x
		9/24/2020	17.19	6.67	195	0.108	10	21.4	
		9/26/2020	19.04	6.22	207	0.052	9.75	102	x
		10/1/2020	17.17	6.84	179	0.119	7.72	19.5	
		10/7/2020	22.00	7.1	186	0.207	6.05	0.5	
		10/12/2020	20.95	5.72	291	0.046	1.35	515	x
		10/22/2020	15.92	6.48	245	0.136	2.87	20.9	
		10/31/2020	13.23	6.72	256	0.108	3.45	209	
		11/5/2020	15.77	6.54	208	0.069	8.21	116	
		11/13/2020	18.17	6.3	259	0.02	7.7	410	x
		11/19/2020	7.62	6.09	204	0.11	8.15	106	
		12/1/2020	10.00	6.48	204.6	0.135	5.65	46	x
		12/17/2020	7.60	6.04	288	0.189	15	57.1	x
		12/30/2020	6.20	6.8	36	0.185	10.04	21.7	
		1/14/2021	9.90	7.2	110.6	0.174	12.44	16.9	
		1/27/2021	9.70	6.88	223.1	0.123	16.67	74.1	x
		2/12/2021	6.10	6.94	185.2	0.125	16.57	33.6	x
		2/26/2021	9.60	6.86	278.3	0.143	11.38	28.9	
		3/10/2021	16.90	7.09	99.1	0.194	12.37	17.5	
		3/19/2021	11.70	6.7	221.4	0.081	9.31	98.4	x
		3/24/2021	16.40	7.3	194.6	0.154	10.37	23.5	
		3/26/2021	17.60	6.68	210.3	0.062	10.48	126	x
		4/7/2021	22.20	7.02	186	0.161	12.07	18.6	
		4/21/2021	19.90	7.12	167.2	0.201	10.29	21.2	
		5/5/2021	22.50	7.4	155.8	0.171	6.68	24	
		5/20/2021	24.40	7.63	187.5	0.215	8.64	8.01	
		6/3/2021	24.00	7.68	111.4	0.23	10.46	8.29	
		6/9/2021	26.50	7.13	189.9	0.125	10.07	94.4	x
		6/16/2021	25.30	7.6	135.1	0.214	9.09	7.89	
		7/2/2021	23.30	6.19	171.6	0.094	7.75	840	
		7/14/2021	27.00	7.26	113	0.22	11.09	18.7	
		7/16/2021	28.20	6.43	141	0.161	7.54	78.5	x
		7/20/2021	24.40	5.93	198.8	0.096	7.2	63	x
		7/28/2021	27.60	6.95	115.2	0.181	2.14	83.9	x
		8/11/2021	26.60	7.62	141.9	0.21	7.73	13	
		8/18/2021	24.80	7.05	118	0.1	2.96	264	x
		8/25/2021	26.50	7.79	133.4	0.199	6.85	6.68	
		9/8/2021	25.40	7.07	140.1	0.227	6.59	6.2	
		9/22/2021	23.30	6.91	258.7	0.195	5.17	24.5	
		10/6/2021	22.30	7.46	90.2	0.243	5.72	3.86	
		10/19/2021	13.60	7.26	116.5	0.232	7.51	2.71	
		11/1/2021	15.60	7.05	119.3	0.221	7.81	4.85	
		11/17/2021	9.90	7.5	277	0.219	10.05	3.96	
		12/1/2021	Not collected due to new fence and a notice of no trespassing						
		12/15/2021	Not collected due to new fence and a notice of no trespassing						
		12/30/2021	Not collected due to new fence and a notice of no trespassing						
		1/6/2022	Not collected due to new fence and a notice of no trespassing						x
		1/12/2022	Not collected due to new fence and a notice of no trespassing						
		1/19/2022	Not collected due to new fence and a notice of no trespassing						x
		1/26/2022	Not collected due to new fence and a notice of no trespassing						
		2/9/2022	Not collected due to new fence and a notice of no trespassing						
		2/23/2022	Not collected due to new fence and a notice of no trespassing						

Table 2. Surface Water General Parameter Measurements
2020-L1-SR2448 Incident

Location ID	Description	Date	Temperature (°C)	pH (STU)	ORP (mV)	Conductivity (mS/cm)	DO (mg/L)	Turbidity (NTU)	Rain Event
SW-7	Rocky River (Downgradient of Clarke River confluence)	8/15/2020	25.81	7.56	132	0.175	6.65	45.5	
		8/16/2020	23.98	7.33	127	0.103	6.02	254	
		8/17/2020	25.00	7.76	101	0.122	6.89	102	
		8/18/2020	22.22	7.54	114	0.16	7.15	71.7	
		8/19/2020	22.89	7.63	118	0.181	6.39	41.5	
		8/20/2020	22.67	7.75	145	0.179	6.02	33.5	
		8/21/2020	22.54	7.57	141	0.191	6.08	49	
		8/22/2020	22.66	7.65	124	0.161	6.11	52.9	
		8/27/2020	25.42	7.88	247	0.24	5.61	25	
		9/1/2020	25.66	7.00	183	0.106	4.72	197	x
		9/2/2020	31.26	4.96	338	2.28	6.15	163	x
		9/3/2020	26.12	5.81	312	0.134	3.51	108	x
		9/10/2020	24.39	6.19	303	0.216	6.02	26.6	
		9/17/2020	21.81	5.93	287	0.21	6.37	138	
		9/19/2020	21.22	6.65	335	0.127	6.16	43.2	x
		9/24/2020	17.50	6.06	194	0.161	5.4	10	
		9/26/2020	18.85	5.67	200	0.088	10.57	189	x
		10/1/2020	16.43	6.08	217	0.133	6.35	57.9	
		10/7/2020	23.92	6.96	207	0.242	5.45	6.8	
		10/12/2020	20.01	5.03	309	0.134	2.07	410	x
		10/22/2020	17.12	6.06	265	0.174	3.81	22.5	
		10/31/2020	13.82	6.15	256	0.124	0.44	167	
		11/5/2020	18.47	5.99	209	0.136	6.17	64.1	
		11/13/2020	18.16	6.03	263	0.037	2.5	357	x
		11/19/2020	8.09	5.78	271	0.145	3.81	105	
		12/1/2020	11.60	6.5	234.2	0.018	10.51	70.3	x
		12/17/2020	10.60	3.96	202.9	0.01	12.56	64.7	x
		12/30/2020	6.70	7.02	86.5	0.192	10.4	18.3	
		1/14/2021	10.00	7.47	116	0.202	14.41	18.3	
		1/27/2021	9.50	6.75	243.3	0.15	12.84	64.8	x
		2/12/2021	6.90	7.12	193.6	0.134	12.26	53.7	x
		2/26/2021	10.00	7.11	283.9	0.175	10.25	19.5	
		3/10/2021	16.70	7.63	164.1	0.203	15.78	12.28	
		3/19/2021	13.00	7.09	204	0.099	8.75	98.6	x
		3/24/2021	17.20	7.44	192.4	0.189	12.37	17	
		3/26/2021	18.90	6.69	203.7	0.073	9.35	138	x
		4/7/2021	21.40	7.31	197.1	0.201	10.56	15.7	
		4/21/2021	20.20	7.59	163.9	0.234	10.8	11.56	
		5/5/2021	22.90	7.56	181.9	0.18	10.66	18.9	
		5/20/2021	24.70	7.67	170.6	0.259	9.86	12.5	
		6/3/2021	24.20	7.82	99	0.284	11.15	12.3	
		6/9/2021	25.50	7.34	183.5	0.283	7.46	50.2	x
		6/16/2021	25.30	7.74	173.6	0.287	10.4	13.95	
		7/2/2021	24.20	6.58	161.9	0.179	6.57	81.7	
		7/14/2021	28.70	7.53	97.9	0.315	11.19	14.15	
		7/16/2021	28.80	7.03	153.3	0.263	9.96	42.9	x
		7/20/2021	24.80	6.41	172.1	0.154	10.15	71.4	x
		7/28/2021	27.60	6.87	120.7	0.215	2.22	43	x
		8/11/2021	27.30	7.13	181.4	0.331	8.2	5.48	
		8/18/2021	25.20	7.25	118.2	0.103	6.2	68	x
		8/25/2021	27.20	7.83	144.3	0.312	7.28	6.95	
		9/8/2021	25.40	6.99	172.1	0.284	7.46	35.3	
		9/22/2021	23.90	7.19	243.3	0.165	4.73	51.9	
		10/6/2021	23.30	7.35	110.9	0.338	8.43	6.01	
		10/19/2021	15.20	7.15	143.2	0.386	10.23	62	
		11/1/2021	15.90	7.12	139	0.321	9.27	4.97	
		11/17/2021	10.10	7.51	308.5	0.318	11.82	6.59	
		12/1/2021	9.40	7.18	290.8	0.324	14.58	6.97	
		12/15/2021	8.10	7.56	169.4	0.292	12.55	7.38	
		12/30/2021	16.10	7.61	133	0.29	9.3	6.45	
		1/6/2022	9.60	7.33	205.5	0.19	12.26	32.5	x
		1/12/2022	5.60	7.35	70.1	0.249	10.74	17.3	
		1/19/2022	6.50	7.34	135.4	0.294	12.92	23.4	x
		1/26/2022	7.70	7.73	129.7	0.271	12.33	13.39	
		2/9/2022	8.60	7.54	165.1	0.207	14.32	25	
		2/23/2022	14.60	7.68	225.8	0.239	11.22	17.7	

Table 2. Surface Water General Parameter Measurements
2020-L1-SR2448 Incident

Location ID	Description	Date	Temperature (°C)	pH (STU)	ORP (mV)	Conductivity (mS/cm)	DO (mg/L)	Turbidity (NTU)	Rain Event
SW-8	Rocky River (Downgradient of Clarke River confluence)	8/15/2020	25.72	7.65	105	0.164	7.71	56.4	
		8/16/2020	24.19	7.47	136	0.098	6.34	280	
		8/17/2020	25.66	7.84	134	0.189	6.88	15.5	
		8/18/2020	22.44	7.60	105	0.15	6.9	73.3	
		8/19/2020	23.05	7.58	130	0.171	5.34	43.5	
		8/20/2020	22.77	7.68	178	0.168	3.6	50.4	
		8/21/2020	22.73	7.53	127	0.193	5.7	33.5	
		8/22/2020	22.72	7.72	115	0.145	6.5	60.1	
SW-9	Rocky River (Downgradient of Clarke River confluence)	8/15/2020	25.27	7.57	126	0.165	5.61	93.1	
		8/16/2020	23.83	7.49	125	0.087	4.11	332	
		8/17/2020	23.01	7.40	98	0.117	6.77	101	
		8/18/2020	23.12	7.60	140	0.135	6.47	72.2	
		8/19/2020	23.31	7.33	136	0.161	5.9	34.1	
		8/20/2020	23.45	7.45	203	0.139	5.34	40.1	
		8/21/2020	23.43	7.33	126	0.168	4.86	23.5	
		8/22/2020	22.99	7.55	131	0.156	6.24	109	
SW-10	Rocky River (Downgradient of Clarke River confluence)	8/15/2020	25.44	7.56	127	0.169	6.18	77.7	
		8/16/2020	24.14	7.34	125	0.091	5.39	459	
		8/17/2020	23.15	7.31	113	0.134	6.16	115	
		8/18/2020	23.52	7.62	142	0.158	6.36	154	
		8/19/2020	23.54	7.2	147	0.191	5.46	3.89	
		8/20/2020	23.1	7.45	158	0.112	5.62	219	
		8/21/2020	23.61	7.2	152	0.124	4.95	35.1	
		8/22/2020	23.39	7.53	128	0.163	5.43	62.3	
SW-11	Rocky River (Downgradient of Mallard Creek)	8/15/2020	25.01	7.60	125	0.155	7.15	143	
		8/16/2020	24.24	7.02	153	0.086	5.33	466	
		8/17/2020	23.20	7.3	128	0.112	6.82	144	
		8/18/2020	23.6	7.59	121	0.143	6.36	90.5	
		8/19/2020	23.4	7.11	191	0.151	4.2	105	
		8/20/2020	23.06	7.55	201	0.098	5.05	359	
		8/21/2020	23.33	6.88	198	0.143	3.67	48.9	
		8/22/2020	23.28	7.58	124	0.139	6.29	55.6	
SW-12	Rocky River (Downgradient of Back Creek)	8/15/2020	25.03	7.61	130	0.159	6.98	157	
		8/16/2020	24.22	7.22	150	0.091	6.01	433	
		8/17/2020	23.10	7.45	121	0.105	6.74	152	
		8/18/2020	23.73	7.73	120	0.141	7.07	117	
		8/19/2020	23.31	6.9	226	0.153	5.45	56.8	
		8/20/2020	23.12	7.72	119	0.096	5.83	565	
		8/21/2020	23.36	6.38	266	0.138	4.66	51.3	
		8/22/2020	23.27	7.74	124	0.148	6.11	93.7	
SW-13	North Prong Clark Creek (upgradient from SW-2)	3/24/2022	16.9	7.09	133.0	0.1294	9.69	31.85	
		4/6/2022	Sample was not collected. There was no access confirmation from property owner.						x
		4/14/2022	18.2	7.49	37.9	0.1502	8.23	10.61	
		4/19/2022	15.9	7.11	117.9	0.1041	11.68	73.9	x
		5/12/2022	17.0	7.92	136.3	0.1802	10.01	6.08	
SW-14	Unnamed tributary into North Prong Clark Creek (downgradient of leak site)	3/24/2022	14.3	7.48	52.87	0.1241	7.55	52.87	
		4/6/2022	16.8	6.94	206.1	0.0419	6.84	73.17	x
		4/14/2022	16.1	6.39	47.1	0.0413	7.23	36.78	
		4/19/2022	14.4	6.41	132.6	0.0354	12.39	61.92	x
		5/12/2022	Sample was not collected. There was not enough water at the location to collect.						
SW-15	Head of unnamed tributary of South Prong Clark Creek (downgradient of leak site)	3/24/2022	15.0	5.65	160.8	0.0727	5.28	26.35	
		4/6/2022	17.2	5.06	229.9	0.0761	4.73	45.77	x
		4/14/2022	17.8	6.05	45.2	0.0874	6.14	27.16	
		4/19/2022	13.3	5.54	175.8	0.0636	8.21	98.04	x
		5/12/2022	Sample was not collected. There was not enough water at the location to collect.						
SW-16	Head of unnamed tributary of South Prong Clark Creek (downgradient of leak site)	3/24/2022	15.3	5.83	166.8	0.0645	7.95	62.52	
		4/6/2022	16.4	5.53	200.6	0.0753	7.30	45.77	x
		4/14/2022	16.5	6.04	72	0.0731	6.82	86.29	
		4/19/2022	13.2	5.49	193.2	0.0622	8.53	60.43	x
		5/12/2022	Sample was not collected. There was not enough water at the location to collect.						
SW-17	Head of unnamed tributary of South Prong Clark Creek	3/24/2022	16.8	6.01	105.8	0.0569	4.78	31.10	
		4/6/2022	20.4	6.37	93.4	0.0613	6.94	42.42	x
		4/14/2022	19.5	6.74	-48.8	0.1059	6.55	25.46	
		4/19/2022	14.2	5.85	89.4	0.0435	8.36	40.42	x
		5/12/2022	Sample was not collected. There was not enough water at the location to collect.						
SW-19	South Prong Clark Creek (upgradient from leak site)	3/24/2022	17.1	7.47	90.2	0.1640	8.34	8.17	
		4/6/2022	18.8	7.00	151.9	0.1221	8.72	86.85	x
		4/14/2022	18.5	7.43	30.2	0.1941	8.32	9.35	
		4/19/2022	14.8	6.87	85	0.1103	10.84	72.52	x
		5/12/2022	17.3	7.69	124.6	0.2268	8.45	4.46	
SW-20	Unnamed Tributary of North Prong Clark Creek	3/24/2022	Sample was not collected. There was not enough water at the location to collect.						
		4/6/2022	19.0	5.47	243.3	0.0365	8.05	77.28	x
		4/14/2022	Sample was not collected. There was not enough water at the location to collect.						
		4/19/2022	13.3	4.81	190	0.0505	11.51	63.42	x
		5/12/2022	Sample was not collected. There was not enough water at the location to collect.						
SW-21	Unnamed Tributary of North Prong Clark Creek (Located on North side of site downgradient of leak)	3/24/2022	16.4	7.16	139.3	0.0421	8.96	69.69	
		4/6/2022	17.6	5.36	248.3	0.0415	8.66	107.6	x
		4/14/2022	21.5	6.70	49.9	0.0385	7.66	62.45	
		4/19/2022	12.6	5.03	199.3	0.0349	9.16	124.1	x
		5/12/2022	Sample was not collected. There was not enough water at the location to collect.						
SW-22	Unnamed Tributary of North Prong Clark Creek (Located on site downgradient of SW-23)	3/24/2022	15.9	6.19	138.9	0.0320	7.63	102.6	
		4/6/2022	17.9	5.15	240.6	0.0329	7.01	71.30	x
		4/14/2022	20.8	6.56	57.3	0.0411	7.17	50.04	
		4/19/2022	12.5	4.89	199.3	0.0263	8.22	82.16	x
		5/12/2022	Sample was not collected. There was not enough water at the location to collect.						

Table 2. Surface Water General Parameter Measurements
2020-L1-SR2448 Incident

Location ID	Description	Date	Temperature (°C)	pH (STU)	ORP (mV)	Conductivity (mS/cm)	DO (mg/L)	Turbidity (NTU)	Rain Event
SW-23	Unnamed Tributary of North Prong Clark Creek (Located on West side of site downgradient of leak)	3/24/2022	15.1	6.44	131.9	0.0428	7.04	59.16	
		4/6/2022	17.2	5.78	214.1	0.0346	7.66	57.53	x
		4/14/2022	18.6	5.93	96.3	0.0359	4.94	52.67	
		4/19/2022	12.6	4.71	205.9	0.0267	7.62	71.97	x
		5/12/2022	Sample was not collected. There was not enough water at the location to collect.						
Seep-1	Downgradient of Spill Location	9/1/2020	25.73	5.6	76	0.13	1.2	228	x
		9/2/2020	28.17	7.13	171	0.121	2.95	6.97	x
		9/3/2020	31.55	6.24	183	0.113	4.99	516	x
		9/10/2020	25.85	7.16	114	0.12	6.24	188	
		9/17/2020	22.23	7.3	108	0.098	5.81	566	
		9/19/2020	22.30	5.66	132	0.082	0	190	x
		9/24/2020	20.94	7.02	168	0.03	2.31	336	
		9/26/2020	20.81	6.55	157	0.063	3.79	645	x
		10/1/2020	31.28	6.27	64	0.066	3.98	0	
		10/7/2020	20.20	5.97	179	0.109	6.35	24.9	
		10/12/2020	23.51	6.06	225	0.098	3.94	98	x
		10/22/2020	21.86	6.17	55	0.113	8.47	728	
		10/31/2020	18.52	6.65	131	0.076	9.83	373	
		11/5/2020	19.86	6.78	138	0.048	6.09	86.5	
		11/13/2020	18.24	6.62	147	0.037	7.97	704	x
		11/19/2020	14.36	6.35	99	0.07	253	649	
		12/1/2020	13.50	5.89	116.3	0.128	7.93	18.5	x
		12/17/2020	11.10	5.86	229.5	0.136	7.3	19.8	x
		12/30/2020	7.80	5.95	228.2	0.149	9.87	11.25	
		1/14/2021	8.40	6.64	164	0.164	11.45	9.2	
		1/27/2021	12.10	6.74	133.3	0.148	19.2	13.06	x
		2/12/2021	5.90	6.3	205.3	0.138	11.91	49.5	x
		2/26/2021	9.50	5.15	302.9	0.105	7.85	11.52	
		3/10/2021	12.90	6.71	216.2	0.098	14.29	22.2	
		3/19/2021	11.20	6.4	197.5	0.1	7.58	43.5	x
		3/24/2021	14.90	5.78	230.6	0.102	5.1	12.9	
		3/26/2021	18.10	6.2	202.5	0.087	10.2	28.9	x
		4/7/2021	19.30	6.16	213.3	0.96	9.2	18.4	
		4/21/2021	20.00	5.94	157.6	0.103	8.89	24.8	
		5/5/2021	21.80	6.76	143.3	0.117	5.22	60.5	
		5/20/2021	26.80	6.23	204.1	0.132	10.32	45.3	
		6/3/2021	23.80	6.57	133.2	0.125	9.21	39.5	
		6/9/2021	29.90	6.01	207.7	0.163	8.96	122	x
		6/16/2021	24.80	7.54	140.1	0.127	9.42	36.9	
		7/2/2021	25.60	5.99	154.3	0.118	10.13	280	
		7/14/2021	31.00	7.31	136	0.143	11.91	61.1	
		7/16/2021	28.50	5.49	172	0.128	11.43	98.9	x
		7/20/2021	25.70	5.5	171.6	0.124	9.2	50	x
		7/28/2021	25.50	5.33	206.6	0.121	4.17	47.1	x
		8/11/2021	27.90	5.83	196.8	0.126	8.4	46.7	
		8/18/2021	24.20	5.83	148.8	0.093	1.78	68.6	x
		8/25/2021	28.40	7.46	168.1	0.129	5.92	56.6	
		9/8/2021	22.50	6.27	103	0.128	1.75	ORWQM	
		9/22/2021	22.60	6.77	134.6	170.4	1.55	906	
		10/6/2021	21.20	6.44	83.2	0.181	3.15	637	
		10/19/2021	13.90	6.67	191.1	0.203	8.23	91	
		11/1/2021	16.90	7.04	175.8	0.279	6.1	709 AU	
		11/17/2021	Sample was not collected. There was not enough water at the location to collect.						
		12/1/2021	Sample was not collected. There was not enough water at the location to collect.						
		12/15/2021	Sample was not collected. There was not enough water at the location to collect.						
		12/30/2021	Sample was not collected. There was not enough water at the location to collect.						
		1/6/2022	13.60	6.60	120.60	0.109	6.61	224	x
		1/12/2022	6.20	6.70	101.60	0.137	8.78	246	
		1/19/2022	3.00	7.07	42.10	0.139	11.23	107	x
		1/26/2022	10.20	6.69	84.70	0.114	7.59	91	
		2/9/2022	12.40	6.33	160.00	0.124	8.38	111	
		2/23/2022	11.70	6.31	94.90	0.114	3.78	88.2	
		3/24/2022	16.6	7.31	115.6	0.1699	6.64	80.43	
		4/6/2022	21.9	6.52	170.8	0.2026	7.39	16.61	x
		4/14/2022	20.7	6.94	26.1	0.1971	5.48	13	
		4/19/2022	18.0	6.92	51.5	0.168	6.89	34.64	x
		5/12/2022	20.4	6.95	18.9	0.2112	6.27	18.8	

Table 2. Surface Water General Parameter Measurements
2020-L1-SR2448 Incident

Location ID	Description	Date	Temperature (°C)	pH (STU)	ORP (mV)	Conductivity (mS/cm)	DO (mg/L)	Turbidity (NTU)	Rain Event
		9/1/2020	23.88	6.46	59	0.225	2.75	618	x
		9/2/2020	28.91	7.69	177	0.13	6.51	156	x
		9/3/2020	28.58	7.16	148	0.249	7.1	245	x
		9/10/2020	23.89	6.46	19	0.279	1.27	159	
		9/17/2020	22.36	7.45	176	0.123	6.45	59.2	
		9/19/2020	20.62	7.58	131	0.116	4.93	86.7	x
		9/24/2020	18.59	6.13	188	0.165	10.93	234	
		9/26/2020	20.36	6.86	151	0.086	2.3	2.03	x
		10/1/2020	18.98	6.55	88	0.14	1.89	358	
		10/7/2020	21.56	6.36	143	0.279	5	29.2	
		10/12/2020	23.52	6.26	218	0.114	8.4	262	x
		10/22/2020	20.08	6.59	161	0.242	9.1	704	
		10/31/2020	12.46	7.37	162	0.109	4.72	245	
		11/5/2020	17.09	6.41	156	0.084	4.99	202	
		11/13/2020	18.39	6.33	234	0.052	8.29	991	x
		11/19/2020	11.00	6.86	96	0.175	9.43	541	
		12/1/2020	10.60	6.44	61.7	0.165	9.91	26.8	x
		12/17/2020	9.10	6.6	128.6	0.146	10.07	16.5	x
		12/30/2020	5.80	6.05	130.7	0.164	10	9.5	
		1/14/2021	9.70	6.42	219.4	0.11	11.25	11.85	
		1/27/2021	13.90	6.24	196.9	0.106	13.48	15.7	x
		2/12/2021	6.30	5.6	238	0.185	11.57	56.6	x
		2/26/2021	9.50	5.43	235.4	0.132	9.88	16.8	
		3/10/2021	14.20	7.14	115.4	0.26	9.58	10.28	
		3/19/2021	11.70	6.71	186	0.116	9.21	42.3	x
		3/24/2021	14.50	6.31	164.6	0.179	8.45	18.7	
		3/26/2021	18.00	6.69	196.3	0.129	10.13	33.6	x
		4/7/2021	19.10	6.53	138	0.187	10.67	13.9	
		4/21/2021	18.80	6.48	119	0.293	9.27	16.7	
		5/5/2021	21.80	6.88	93.6	0.293	8.07	29.4	
		5/20/2021	25.40	6.53	140.3	0.392	9.12	33.9	
Seep-1-Confluence	**Downgradient of Spill Location**	6/3/2021	21.60	6.6	135.8	0.496	9.6	56.2	
		6/9/2021	28.70	6.17	216.6	0.308	5.86	120	x
		6/16/2021	24.50	6.89	171.9	0.445	10.5	103	
		7/2/2021	23.90	5.91	121.3	0.194	10.69	44.2	
		7/14/2021	26.50	6.16	161	0.153	8.91	75.4	
		7/16/2021	28.40	6.26	104.4	0.438	8.02	20	x
		7/20/2021	24.00	5.93	145.4	0.215	9.17	28.2	x
		7/28/2021	23.00	6.5	96.2	0.436	4.52	12.75	x
		8/11/2021	24.80	5.9	139.6	0.497	8.47	44.9	
		8/18/2021	22.60	6.4	117.7	0.355	4.22	18.4	x
		8/25/2021	25.70	7.04	108.4	0.475	7.01	26.8	
		9/8/2021	25.80	6.7	93.7	0.481	6.94	103.3	
		9/22/2021	21.00	6.83	99.8	0.48	2.59	25.6	
		10/6/2021	20.50	6.46	33	0.483	2.73	38.9	
		10/19/2021	16.20	6.3	56.3	0.224	5.54	25.7	
		11/1/2021	18.50	6.64	72.5	0.437	5.78	47.2	
		11/17/2021	15.00	6.72	151.4	0.405	13	27.2	
		12/1/2021	12.50	7.01	82.3	0.273	7.95	4.87	
		12/15/2021	11.00	6.33	179.2	0.436	6.87	9.26	
		12/30/2021	15.00	6.45	193.6	0.389	4.62	47.6	
		1/6/2022	13.40	6.72	156.8	0.332	9.51	38.3	x
		1/12/2022	11.20	6.4	101.1	0.321	8.22	27.6	
		1/19/2022	5.20	7.1	78.4	0.136	11.34	57.5	x
		1/26/2022	11.00	6.72	100.7	0.278	8.68	76.8	
		2/9/2022	11.50	6.77	96.1	0.163	9.55	23.3	
		2/23/2022	15.30	6.15	135.9	0.092	5.84	48.4	
		3/24/2022	17.1	7.19	77.9	0.2290	7.35	26.92	
		4/6/2022	20.9	6.66	106.2	0.2247	7.20	62.68	x
		4/14/2022	21.4	6.95	23.9	0.2889	6.05	161.3	
		4/19/2022	16.0	6.86	39.1	0.1594	8.07	104.7	x
		5/12/2022	21.2	6.98	18.2	0.2796	11.11	296.4	

Table 2. Surface Water General Parameter Measurements
2020-L1-SR2448 Incident

Location ID	Description	Date	Temperature (°C)	pH (STU)	ORP (mV)	Conductivity (mS/cm)	DO (mg/L)	Turbidity (NTU)	Rain Event
Seep-2	Downgradient of SW-Seep Location	3/10/2021	13	7.01	121	0.23	9.16	2.64	
		3/19/2021	12	7.01	208.7	0.291	8.11	18.7	x
		3/24/2021	14.6	6.57	157.7	0.225	6.91	3.01	
		3/26/2021	18.31	6.74	170.5	0.219	9.95	15.4	x
		4/7/2021	18.9	6.84	138.9	0.232	9.5	4.6	
		4/21/2021	19.8	6.65	121.4	0.234	7.93	3.8	
		5/5/2021	21.7	7.11	140.6	0.282	9.46	8.86	
		5/20/2021	26.1	7.2	75.1	0.286	8.89	13.3	
		6/3/2021	21.9	7.38	30.8	0.237	10.23	11.3	
		6/9/2021	26.10	6.62	187.9	0.201	9.4	63	x
		6/16/2021	22.80	6.6	125.7	0.242	9.81	20	
		7/2/2021	22.70	6.1	123.1	0.218	9.27	26.2	
		7/14/2021	26.00	6.45	138.1	0.258	12.27	69.8	
		7/16/2021	27.90	6.62	121.6	0.262	9.5	25.9	x
		7/20/2021	23.20	6.66	86.1	0.25	9.94	9.33	x
		7/28/2021	26.50	6.73	161.3	0.234	4	37.8	x
		8/11/2021	23.80	6.18	121.6	0.232	10.23	9.69	
		8/18/2021	23.30	6.97	102.7	0.228	7.81	93	x
		8/25/2021	23.70	7.08	93.2	0.242	8.9	16.3	
		9/8/2021	24.00	6.54	111.3	0.231	9.45	4.69	
		9/22/2021	21.20	7.01	106.3	0.36	2.38	11.1	
		10/6/2021	19.70	6.48	10	0.233	5.93	75.6	
		10/19/2021	15.70	6.3	53.6	0.331	5.2	24.8	
		11/1/2021	18.40	6.77	159.5	0.235	6.13	1022 AU	
		11/17/2021	14.80	6.87	126.8	0.219	9.13	619 AU	
		12/1/2021	12.40	7.1	90.2	0.235	9.35	4.87	
		12/15/2021	11.10	6.13	162.9	0.422	8.02	36.1	
		12/30/2021	15.40	6.73	87.4	0.223	5.9	35.2	
		1/6/2022	13.30	7.16	86.1	0.227	8.86	38.7	x
		1/12/2022	10.50	6.9	87.6	0.238	9.04	70.4	
		1/19/2022	5.30	6.7	868.8	0.088	15.62	219	x
		1/26/2022	10.60	6.98	53.2	0.224	6.7	56	
		2/9/2022	13.60	7.03	89.9	0.234	7.76	16.6	
		2/23/2022	15.30	6.77	91.4	0.232	8.43	33.8	
		3/24/2022	16.7	7.21	76.6	0.1928	7.23	83.47	
		4/6/2022	20.4	6.64	117.4	0.2301	6.52	32.50	x
		4/14/2022	18.9	7.20	2	0.1992	8.14	12.38	
		4/19/2022	15.8	7.10	63.2	0.1844	8.63	6.83	x
		5/12/2022	20.5	7.47	143.3	0.2097	7.94	286.7	
Seep-2-Confluence	Downgradient of SW-Confluence Location	3/10/2021	13.2	7.34	107.6	0.228	8.14	18	
		3/19/2021	11.8	6.92	176.1	0.17	7.17	39.9	x
		3/24/2021	14.8	6.85	108.9	0.245	7.3	6.55	
		3/26/2021	17.95	6.97	157.3	0.183	10.21	21	x
		4/7/2021	19.1	7.1	122.7	0.269	9.37	13.7	
		4/21/2021	19.3	6.97	91	0.28	10.21	13.3	
		5/5/2021	21.6	7.04	75.5	0.288	7.22	19.9	
		5/20/2021	25.9	7.23	58.4	0.278	10.13	11.9	
		6/3/2021	22.3	7.3	74.4	0.29	8.56	81.9	
		6/9/2021	28.30	6.81	161.1	0.255	5.79	74.1	x
		6/16/2021	24.20	6.63	56.4	0.304	10.4	27.6	
		7/2/2021	23.90	6.45	84.3	0.212	11.01	63.7	
		7/14/2021	30.30	6.98	83	0.307	5.06	35	
		7/16/2021	28.20	6.79	103.2	0.308	8.73	93.3	x
		7/20/2021	24.10	6.48	73.9	0.253	8.3	19.9	x
		7/28/2021	28.50	6.83	167.6	0.28	3.4	32.5	x
		8/11/2021	25.80	6.45	123.1	0.276	9.78	24.9	
		8/18/2021	26.30	7.25	100.4	0.214	6.72	19.3	x
		8/25/2021	26.20	7.03	55.3	0.272	7.13	13.3	
		9/8/2021	27.20	7.2	98.4	0.272	7.04	17.6	
		9/22/2021	20.80	6.38	87.7	0.381	2.83	32.6	
		10/6/2021	21.20	6.55	19.3	0.296	6.28	33.2	
		10/19/2021	16.10	6.17	37.6	0.224	5.16	18.7	
		11/1/2021	18.20	6.88	42.3	0.29	5.82	12.45	
		11/17/2021	13.60	6.94	103.2	0.268	9.18	48	
		12/1/2021	12.90	6.28	93.5	0.283	8.24	13.8	
		12/15/2021	11.00	6.21	170.3	0.406	6.93	5.19	
		12/30/2021	16.00	6.74	28.6	0.29	5.84	1906 AU	
		1/6/2022	13.60	7.06	66.4	0.243	8.92	21.6	x
		1/12/2022	11.10	7.05	47.1	0.264	8.8	17.8	
		1/19/2022	7.80	6.62	835.7	0.144	11.82	99	x
		1/26/2022	10.40	7.17	38.9	0.245	8.25	14.13	
		2/9/2022	13.50	7.17	58.5	0.182	7.5	15.7	
		2/23/2022	16.30	7.17	53.9	0.257	7.11	20.4	
		3/24/2022	17.6	7.38	78.0	0.2208	7.93	23.51	
		4/6/2022	22.5	6.73	140.7	0.2390	6.13	27.53	x
		4/14/2022	20.4	7.18	19	0.2473	6.83	109.7	
		4/19/2022	16.5	7.09	38.3	0.1852	7.92	50.67	x
		5/12/2022	21.3	7.36	118	0.2604	6.66	479.3	

Table 2. Surface Water General Parameter Measurements
2020-L1-SR2448 Incident

Location ID	Description	Date	Temperature (°C)	pH (STU)	ORP (mV)	Conductivity (mS/cm)	DO (mg/L)	Turbidity (NTU)	Rain Event
		7/2/2021	24.7	6.09	125.2	0.183	8.8	120	
		7/14/2021	33	7.12	84.8	0.342	8.61	29	
		7/16/2021	28.8	7.54	81.9	0.305	10.61	14.6	x
		7/20/2021	25.60	6.8	75.6	0.237	8.56	17.2	x
		7/28/2021	30.50	6.83	72.6	0.283	2.13	37.9	x
		8/11/2021	27.80	6.72	117.8	0.277	8.5	25.8	
		8/18/2021	27.20	6.76	151	0.258	4.1	97	x
		8/25/2021	29.80	7.35	84	0.281	5.6	35.9	
		9/8/2021	28.20	7.09	46	0.273	8.97	28.7	
		9/22/2021	24.50	6.82	2.2	0.286	4.78	16.3	
		10/6/2021	22.40	6.64	-62.3	0.321	1.29	35.3	
		10/19/2021	15.70	6.31	-29.7	0.466	1.47	849	
		11/1/2021	21.50	7.19	70.8	0.281	5.8	83	
		11/17/2021	12.10	6.95	103.6	0.28	10.14	56.2	
SW-G	**Downgradient of SW-Confluence 2 Location at Culvert**	12/1/2021	13.60	6.63	68.8	0.271	10.23	13	
		12/15/2021	11.90	6.93	133.5	0.435	7.35	15.7	
		12/30/2021	16.00	6.92	60.7	0.284	4.84	64.4	
		1/6/2022	14.80	6.93	117.2	0.279	8.35	81.1	x
		1/12/2022	12.70	7.09	49	0.26	8.42	71.1	
		1/19/2022	8.60	6.62	71.5	0.142	12.4	65	x
		1/26/2022	11.70	7.32	29.6	0.231	9.11	18.5	
		2/9/2022	15.10	7.25	51.3	0.191	8.56	14	
		2/23/2022	16.10	7.16	25.2	0.243	8.32	25.2	
		3/24/2022	18.0	7.36	113.6	0.2005	7.87	52.34	
		4/6/2022	23.4	6.69	145.2	0.1891	5.84	88.09	x
		4/14/2022	22.4	6.89	34.9	0.2796	5.4	371.5	
		4/19/2022	18.1	6.67	90.9	0.155	8.77	114.7	x
		5/12/2022	22.7	7.75	143.2	0.2681	8.49	27.03	

Notes:

ORWQM	Outside of Range on Water Quality Meter
x	Rainfall event (Rain > 1-inch within 24-hour period)
Red Text	Reading from malfuntioning instrument or noted issues
AU	Turbidity meter uses AU (Attenuation Unit) for high turbidity readings outside of the displays NTU scale of measurement

Pace Analytical Services, LLC
9800 Kincey Ave. Suite 100
Huntersville, NC 28078
(704)875-9092

June 03, 2022

Andrew Wreschnig
AECOM
6000 Fairview Road
Suite 200
Charlotte, NC 28210

RE: Project: CPC HUNTERSVILLE SW
Pace Project No.: 92604307

Dear Andrew Wreschnig:

Enclosed are the analytical results for sample(s) received by the laboratory on May 12, 2022. The results relate only to the samples included in this report. Results reported herein conform to the applicable TNI/NELAC Standards and the laboratory's Quality Manual, where applicable, unless otherwise noted in the body of the report.

The test results provided in this final report were generated by each of the following laboratories within the Pace Network:

- Pace Analytical Services - Charlotte

A revised report is being issued on 6/2/22 to include GRO reanalysis results.

If you have any questions concerning this report, please feel free to contact me.

Sincerely,

Taylor M Cannon for
Bonnie Vang
bonnie.vang@pacelabs.com
(704)875-9092
Project Manager

Enclosures

cc: Teresa Amentt Jennings, AECOM
Jeff Morrison, Colonial Pipeline Company

This report shall not be reproduced, except in full,
without the written consent of Pace Analytical Services, LLC.

Pace Analytical Services, LLC
9800 Kincey Ave. Suite 100
Huntersville, NC 28078
(704)875-9092

CERTIFICATIONS

Project: CPC HUNTERSVILLE SW
Pace Project No.: 92604307

Pace Analytical Services Charlotte

South Carolina Laboratory ID: 99006
9800 Kincey Ave. Ste 100, Huntersville, NC 28078
North Carolina Drinking Water Certification #: 37706
North Carolina Field Services Certification #: 5342
North Carolina Wastewater Certification #: 12
South Carolina Laboratory ID: 99006
South Carolina Certification #: 99006001
South Carolina Drinking Water Cert. #: 99006003
Florida/NELAP Certification #: E87627
Kentucky UST Certification #: 84
Louisiana DoH Drinking Water #: LA029
Virginia/VELAP Certification #: 460221

This report shall not be reproduced, except in full,
without the written consent of Pace Analytical Services, LLC.

Pace Analytical Services, LLC
9800 Kincey Ave. Suite 100
Huntersville, NC 28078
(704)875-9092

SAMPLE SUMMARY

Project: CPC HUNTERSVILLE SW
Pace Project No.: 92604307

Lab ID	Sample ID	Matrix	Date Collected	Date Received
92604307001	**SW-2-20220512**	Water	05/12/22 09:40	05/12/22 15:25
92604307002	**SW-3-20220512**	Water	05/12/22 10:00	05/12/22 15:25
92604307003	**SW-19-20220512**	Water	05/12/22 10:30	05/12/22 15:25
92604307004	**SW-13-20220512**	Water	05/12/22 11:00	05/12/22 15:25
92604307005	**SW-G-20220512**	Water	05/12/22 13:15	05/12/22 15:25
92604307006	**SEEP-2 CONFLUENCE 20220512**	Water	05/12/22 13:20	05/12/22 15:25
92604307007	**SEEP-2-20220512**	Water	05/12/22 13:25	05/12/22 15:25
92604307008	**SEEP-1 CONFLUENCE 20220512**	Water	05/12/22 13:30	05/12/22 15:25
92604307009	**SEEP-1-20220512**	Water	05/12/22 13:35	05/12/22 15:25
92604307010	**SW-4-20220512**	Water	05/12/22 14:15	05/12/22 15:25
92604307011	**EB-1-20220512**	Water	05/12/22 12:30	05/12/22 15:25
92604307012	**DUP-1-20220512**	Water	05/12/22 00:00	05/12/22 15:25
92604307013	**TRIP BLANK**	Water	05/12/22 00:00	05/12/22 15:25

REPORT OF LABORATORY ANALYSIS

This report shall not be reproduced, except in full,
without the written consent of Pace Analytical Services, LLC.

Pace Analytical Services, LLC
9800 Kincey Ave. Suite 100
Huntersville, NC 28078
(704)875-9092

SAMPLE ANALYTE COUNT

Project: CPC HUNTERSVILLE SW
Pace Project No.: 92604307

Lab ID	Sample ID	Method	Analysts	Analytes Reported	Laboratory
92604307001	**SW-2-20220512**	EPA 5030B/8015C	MAD	2	PASI-C
		EPA 8260D	SAS	9	PASI-C
92604307002	**SW-3-20220512**	EPA 5030B/8015C	MAD	2	PASI-C
		EPA 8260D	SAS	9	PASI-C
92604307003	**SW-19-20220512**	EPA 5030B/8015C	MAD	2	PASI-C
		EPA 8260D	SAS	9	PASI-C
92604307004	**SW-13-20220512**	EPA 5030B/8015C	MAD	2	PASI-C
		EPA 8260D	SAS	9	PASI-C
92604307005	**SW-G-20220512**	EPA 5030B/8015C	MAD	2	PASI-C
		EPA 8260D	SAS	9	PASI-C
92604307006	**SEEP-2 CONFLUENCE 20220512**	EPA 5030B/8015C	MAD	2	PASI-C
		EPA 8260D	SAS	9	PASI-C
92604307007	**SEEP-2-20220512**	EPA 5030B/8015C	MAD	2	PASI-C
		EPA 8260D	SAS	9	PASI-C
92604307008	**SEEP-1 CONFLUENCE 20220512**	EPA 5030B/8015C	MAD	2	PASI-C
		EPA 8260D	SAS	9	PASI-C
92604307009	**SEEP-1-20220512**	EPA 5030B/8015C	MAD	2	PASI-C
		EPA 8260D	SAS	9	PASI-C
92604307010	**SW-4-20220512**	EPA 5030B/8015C	MAD	2	PASI-C
		EPA 8260D	SAS	9	PASI-C
92604307011	**EB-1-20220512**	EPA 5030B/8015C	MAD	2	PASI-C
		EPA 8260D	SAS	9	PASI-C
92604307012	**DUP-1-20220512**	EPA 5030B/8015C	MAD	2	PASI-C
		EPA 8260D	SAS	9	PASI-C
92604307013	**TRIP BLANK**	EPA 8260D	SAS	9	PASI-C

PASI-C = Pace Analytical Services - Charlotte

This report shall not be reproduced, except in full,
without the written consent of Pace Analytical Services, LLC.

Pace Analytical Services, LLC
9800 Kincey Ave. Suite 100
Huntersville, NC 28078
(704)875-9092

ANALYTICAL RESULTS

Project: CPC HUNTERSVILLE SW
Pace Project No.: 92604307

Sample: SW-2-20220512 **Lab ID: 92604307001** Collected: 05/12/22 09:40 Received: 05/12/22 15:25 Matrix: Water

Parameters	Results	Units	Report Limit	MDL	DF	Prepared	Analyzed	CAS No.	Qual
Gasoline Range Organics	Analytical Method: EPA 5030B/8015C Pace Analytical Services - Charlotte								
Gas Range Organics (C6-C10)	ND	mg/L	0.080	0.034	1		05/23/22 16:15		
Surrogates									
4-Bromofluorobenzene (S)	91	%	70-130		1		05/23/22 16:15	460-00-4	
8260D MSV Low Level	Analytical Method: EPA 8260D Pace Analytical Services - Charlotte								
Benzene	ND	ug/L	1.0	0.34	1		05/13/22 17:31	71-43-2	
Ethylbenzene	ND	ug/L	1.0	0.30	1		05/13/22 17:31	100-41-4	
Toluene	ND	ug/L	1.0	0.48	1		05/13/22 17:31	108-88-3	
Xylene (Total)	ND	ug/L	1.0	0.34	1		05/13/22 17:31	1330-20-7	
m&p-Xylene	ND	ug/L	2.0	0.71	1		05/13/22 17:31	179601-23-1	
o-Xylene	ND	ug/L	1.0	0.34	1		05/13/22 17:31	95-47-6	
Surrogates									
4-Bromofluorobenzene (S)	103	%	70-130		1		05/13/22 17:31	460-00-4	
1,2-Dichloroethane-d4 (S)	99	%	70-130		1		05/13/22 17:31	17060-07-0	
Toluene-d8 (S)	106	%	70-130		1		05/13/22 17:31	2037-26-5	

REPORT OF LABORATORY ANALYSIS

This report shall not be reproduced, except in full,
without the written consent of Pace Analytical Services, LLC.

Pace Analytical Services, LLC
9800 Kincey Ave. Suite 100
Huntersville, NC 28078
(704)875-9092

ANALYTICAL RESULTS

Project: CPC HUNTERSVILLE SW
Pace Project No.: 92604307

Sample: SW-3-20220512 **Lab ID: 92604307002** Collected: 05/12/22 10:00 Received: 05/12/22 15:25 Matrix: Water

Parameters	Results	Units	Report Limit	MDL	DF	Prepared	Analyzed	CAS No.	Qual
Gasoline Range Organics	Analytical Method: EPA 5030B/8015C Pace Analytical Services - Charlotte								
Gas Range Organics (C6-C10)	ND	mg/L	0.080	0.034	1		05/23/22 15:47		
Surrogates									
4-Bromofluorobenzene (S)	92	%	70-130		1		05/23/22 15:47	460-00-4	
8260D MSV Low Level	Analytical Method: EPA 8260D Pace Analytical Services - Charlotte								
Benzene	ND	ug/L	1.0	0.34	1		05/13/22 16:02	71-43-2	
Ethylbenzene	ND	ug/L	1.0	0.30	1		05/13/22 16:02	100-41-4	
Toluene	ND	ug/L	1.0	0.48	1		05/13/22 16:02	108-88-3	
Xylene (Total)	ND	ug/L	1.0	0.34	1		05/13/22 16:02	1330-20-7	
m&p-Xylene	ND	ug/L	2.0	0.71	1		05/13/22 16:02	179601-23-1	
o-Xylene	ND	ug/L	1.0	0.34	1		05/13/22 16:02	95-47-6	
Surrogates									
4-Bromofluorobenzene (S)	102	%	70-130		1		05/13/22 16:02	460-00-4	
1,2-Dichloroethane-d4 (S)	101	%	70-130		1		05/13/22 16:02	17060-07-0	
Toluene-d8 (S)	106	%	70-130		1		05/13/22 16:02	2037-26-5	

This report shall not be reproduced, except in full,
without the written consent of Pace Analytical Services, LLC.

Pace Analytical Services, LLC
9800 Kincey Ave. Suite 100
Huntersville, NC 28078
(704)875-9092

ANALYTICAL RESULTS

Project: CPC HUNTERSVILLE SW
Pace Project No.: 92604307

Sample: SW-19-20220512 **Lab ID: 92604307003** Collected: 05/12/22 10:30 Received: 05/12/22 15:25 Matrix: Water

Parameters	Results	Units	Report Limit	MDL	DF	Prepared	Analyzed	CAS No.	Qual
Gasoline Range Organics	Analytical Method: EPA 5030B/8015C Pace Analytical Services - Charlotte								
Gas Range Organics (C6-C10)	ND	mg/L	0.080	0.034	1		05/23/22 16:43		
Surrogates									
4-Bromofluorobenzene (S)	89	%	70-130		1		05/23/22 16:43	460-00-4	
8260D MSV Low Level	Analytical Method: EPA 8260D Pace Analytical Services - Charlotte								
Benzene	ND	ug/L	1.0	0.34	1		05/13/22 16:20	71-43-2	
Ethylbenzene	ND	ug/L	1.0	0.30	1		05/13/22 16:20	100-41-4	
Toluene	ND	ug/L	1.0	0.48	1		05/13/22 16:20	108-88-3	
Xylene (Total)	ND	ug/L	1.0	0.34	1		05/13/22 16:20	1330-20-7	
m&p-Xylene	ND	ug/L	2.0	0.71	1		05/13/22 16:20	179601-23-1	
o-Xylene	ND	ug/L	1.0	0.34	1		05/13/22 16:20	95-47-6	
Surrogates									
4-Bromofluorobenzene (S)	105	%	70-130		1		05/13/22 16:20	460-00-4	
1,2-Dichloroethane-d4 (S)	106	%	70-130		1		05/13/22 16:20	17060-07-0	
Toluene-d8 (S)	107	%	70-130		1		05/13/22 16:20	2037-26-5	

REPORT OF LABORATORY ANALYSIS

This report shall not be reproduced, except in full,
without the written consent of Pace Analytical Services, LLC.

Pace Analytical Services, LLC
9800 Kincey Ave. Suite 100
Huntersville, NC 28078
(704)875-9092

ANALYTICAL RESULTS

Project: CPC HUNTERSVILLE SW
Pace Project No.: 92604307

Sample: SW-13-20220512 **Lab ID: 92604307004** Collected: 05/12/22 11:00 Received: 05/12/22 15:25 Matrix: Water

Parameters	Results	Units	Report Limit	MDL	DF	Prepared	Analyzed	CAS No.	Qual
Gasoline Range Organics	Analytical Method: EPA 5030B/8015C Pace Analytical Services - Charlotte								
Gas Range Organics (C6-C10)	ND	mg/L	0.080	0.034	1		05/23/22 17:12		
Surrogates									
4-Bromofluorobenzene (S)	91	%	70-130		1		05/23/22 17:12	460-00-4	
8260D MSV Low Level	Analytical Method: EPA 8260D Pace Analytical Services - Charlotte								
Benzene	ND	ug/L	1.0	0.34	1		05/13/22 16:38	71-43-2	
Ethylbenzene	ND	ug/L	1.0	0.30	1		05/13/22 16:38	100-41-4	
Toluene	ND	ug/L	1.0	0.48	1		05/13/22 16:38	108-88-3	
Xylene (Total)	ND	ug/L	1.0	0.34	1		05/13/22 16:38	1330-20-7	
m&p-Xylene	ND	ug/L	2.0	0.71	1		05/13/22 16:38	179601-23-1	
o-Xylene	ND	ug/L	1.0	0.34	1		05/13/22 16:38	95-47-6	
Surrogates									
4-Bromofluorobenzene (S)	104	%	70-130		1		05/13/22 16:38	460-00-4	
1,2-Dichloroethane-d4 (S)	100	%	70-130		1		05/13/22 16:38	17060-07-0	
Toluene-d8 (S)	108	%	70-130		1		05/13/22 16:38	2037-26-5	

This report shall not be reproduced, except in full,
without the written consent of Pace Analytical Services, LLC.

Pace Analytical Services, LLC
9800 Kincey Ave. Suite 100
Huntersville, NC 28078
(704)875-9092

ANALYTICAL RESULTS

Project: CPC HUNTERSVILLE SW
Pace Project No.: 92604307

Sample: SW-G-20220512 **Lab ID: 92604307005** Collected: 05/12/22 13:15 Received: 05/12/22 15:25 Matrix: Water

Parameters	Results	Units	Report Limit	MDL	DF	Prepared	Analyzed	CAS No.	Qual
Gasoline Range Organics	Analytical Method: EPA 5030B/8015C Pace Analytical Services - Charlotte								
Gas Range Organics (C6-C10)	ND	mg/L	0.080	0.034	1		05/23/22 17:40		
Surrogates									
4-Bromofluorobenzene (S)	94	%	70-130		1		05/23/22 17:40	460-00-4	
8260D MSV Low Level	Analytical Method: EPA 8260D Pace Analytical Services - Charlotte								
Benzene	ND	ug/L	1.0	0.34	1		05/13/22 16:56	71-43-2	
Ethylbenzene	ND	ug/L	1.0	0.30	1		05/13/22 16:56	100-41-4	
Toluene	ND	ug/L	1.0	0.48	1		05/13/22 16:56	108-88-3	
Xylene (Total)	ND	ug/L	1.0	0.34	1		05/13/22 16:56	1330-20-7	
m&p-Xylene	ND	ug/L	2.0	0.71	1		05/13/22 16:56	179601-23-1	
o-Xylene	ND	ug/L	1.0	0.34	1		05/13/22 16:56	95-47-6	
Surrogates									
4-Bromofluorobenzene (S)	103	%	70-130		1		05/13/22 16:56	460-00-4	
1,2-Dichloroethane-d4 (S)	108	%	70-130		1		05/13/22 16:56	17060-07-0	
Toluene-d8 (S)	108	%	70-130		1		05/13/22 16:56	2037-26-5	

This report shall not be reproduced, except in full,
without the written consent of Pace Analytical Services, LLC.

Pace Analytical Services, LLC
9800 Kincey Ave. Suite 100
Huntersville, NC 28078
(704)875-9092

ANALYTICAL RESULTS

Project: CPC HUNTERSVILLE SW
Pace Project No.: 92604307

Sample: SEEP-2 CONFLUENCE 20220512 **Lab ID: 92604307006** Collected: 05/12/22 13:20 Received: 05/12/22 15:25 Matrix: Water

Parameters	Results	Units	Report Limit	MDL	DF	Prepared	Analyzed	CAS No.	Qual
Gasoline Range Organics	Analytical Method: EPA 5030B/8015C Pace Analytical Services - Charlotte								
Gas Range Organics (C6-C10)	ND	mg/L	0.080	0.034	1		05/23/22 18:08		
Surrogates									
4-Bromofluorobenzene (S)	91	%	70-130		1		05/23/22 18:08	460-00-4	
8260D MSV Low Level	Analytical Method: EPA 8260D Pace Analytical Services - Charlotte								
Benzene	ND	ug/L	1.0	0.34	1		05/13/22 18:43	71-43-2	
Ethylbenzene	ND	ug/L	1.0	0.30	1		05/13/22 18:43	100-41-4	
Toluene	ND	ug/L	1.0	0.48	1		05/13/22 18:43	108-88-3	
Xylene (Total)	ND	ug/L	1.0	0.34	1		05/13/22 18:43	1330-20-7	
m&p-Xylene	ND	ug/L	2.0	0.71	1		05/13/22 18:43	179601-23-1	
o-Xylene	ND	ug/L	1.0	0.34	1		05/13/22 18:43	95-47-6	
Surrogates									
4-Bromofluorobenzene (S)	103	%	70-130		1		05/13/22 18:43	460-00-4	
1,2-Dichloroethane-d4 (S)	102	%	70-130		1		05/13/22 18:43	17060-07-0	
Toluene-d8 (S)	105	%	70-130		1		05/13/22 18:43	2037-26-5	

This report shall not be reproduced, except in full,
without the written consent of Pace Analytical Services, LLC.

Pace Analytical Services, LLC
9800 Kincey Ave. Suite 100
Huntersville, NC 28078
(704)875-9092

ANALYTICAL RESULTS

Project: CPC HUNTERSVILLE SW
Pace Project No.: 92604307

Sample: SEEP-2-20220512 **Lab ID: 92604307007** Collected: 05/12/22 13:25 Received: 05/12/22 15:25 Matrix: Water

Parameters	Results	Units	Report Limit	MDL	DF	Prepared	Analyzed	CAS No.	Qual
Gasoline Range Organics	Analytical Method: EPA 5030B/8015C Pace Analytical Services - Charlotte								
Gas Range Organics (C6-C10)	ND	mg/L	0.080	0.034	1		05/23/22 18:36		
Surrogates									
4-Bromofluorobenzene (S)	93	%	70-130		1		05/23/22 18:36	460-00-4	
8260D MSV Low Level	Analytical Method: EPA 8260D Pace Analytical Services - Charlotte								
Benzene	ND	ug/L	1.0	0.34	1		05/13/22 17:49	71-43-2	
Ethylbenzene	ND	ug/L	1.0	0.30	1		05/13/22 17:49	100-41-4	
Toluene	ND	ug/L	1.0	0.48	1		05/13/22 17:49	108-88-3	
Xylene (Total)	ND	ug/L	1.0	0.34	1		05/13/22 17:49	1330-20-7	
m&p-Xylene	ND	ug/L	2.0	0.71	1		05/13/22 17:49	179601-23-1	
o-Xylene	ND	ug/L	1.0	0.34	1		05/13/22 17:49	95-47-6	
Surrogates									
4-Bromofluorobenzene (S)	101	%	70-130		1		05/13/22 17:49	460-00-4	
1,2-Dichloroethane-d4 (S)	95	%	70-130		1		05/13/22 17:49	17060-07-0	
Toluene-d8 (S)	105	%	70-130		1		05/13/22 17:49	2037-26-5	

This report shall not be reproduced, except in full,
without the written consent of Pace Analytical Services, LLC.

Pace Analytical Services, LLC
9800 Kincey Ave. Suite 100
Huntersville, NC 28078
(704)875-9092

ANALYTICAL RESULTS

Project: CPC HUNTERSVILLE SW
Pace Project No.: 92604307

Sample: SEEP-1 CONFLUENCE 20220512 **Lab ID: 92604307008** Collected: 05/12/22 13:30 Received: 05/12/22 15:25 Matrix: Water

Parameters	Results	Units	Report Limit	MDL	DF	Prepared	Analyzed	CAS No.	Qual
Gasoline Range Organics	Analytical Method: EPA 5030B/8015C Pace Analytical Services - Charlotte								
Gas Range Organics (C6-C10)	**0.039J**	mg/L	0.080	0.034	1		05/19/22 19:37		B
Surrogates									
4-Bromofluorobenzene (S)	104	%	70-130		1		05/19/22 19:37	460-00-4	
8260D MSV Low Level	Analytical Method: EPA 8260D Pace Analytical Services - Charlotte								
Benzene	ND	ug/L	1.0	0.34	1		05/13/22 18:07	71-43-2	
Ethylbenzene	ND	ug/L	1.0	0.30	1		05/13/22 18:07	100-41-4	
Toluene	**1.1**	ug/L	1.0	0.48	1		05/13/22 18:07	108-88-3	
Xylene (Total)	ND	ug/L	1.0	0.34	1		05/13/22 18:07	1330-20-7	
m&p-Xylene	ND	ug/L	2.0	0.71	1		05/13/22 18:07	179601-23-1	
o-Xylene	ND	ug/L	1.0	0.34	1		05/13/22 18:07	95-47-6	
Surrogates									
4-Bromofluorobenzene (S)	101	%	70-130		1		05/13/22 18:07	460-00-4	
1,2-Dichloroethane-d4 (S)	98	%	70-130		1		05/13/22 18:07	17060-07-0	
Toluene-d8 (S)	104	%	70-130		1		05/13/22 18:07	2037-26-5	

This report shall not be reproduced, except in full,
without the written consent of Pace Analytical Services, LLC.

Pace Analytical Services, LLC
9800 Kincey Ave. Suite 100
Huntersville, NC 28078
(704)875-9092

ANALYTICAL RESULTS

Project: CPC HUNTERSVILLE SW
Pace Project No.: 92604307

Sample: SEEP-1-20220512 **Lab ID: 92604307009** Collected: 05/12/22 13:35 Received: 05/12/22 15:25 Matrix: Water

Parameters	Results	Units	Report Limit	MDL	DF	Prepared	Analyzed	CAS No.	Qual
Gasoline Range Organics	Analytical Method: EPA 5030B/8015C Pace Analytical Services - Charlotte								
Gas Range Organics (C6-C10)	ND	mg/L	0.080	0.034	1		05/23/22 19:32		
Surrogates									
4-Bromofluorobenzene (S)	92	%	70-130		1		05/23/22 19:32	460-00-4	
8260D MSV Low Level	Analytical Method: EPA 8260D Pace Analytical Services - Charlotte								
Benzene	ND	ug/L	1.0	0.34	1		05/13/22 18:25	71-43-2	
Ethylbenzene	ND	ug/L	1.0	0.30	1		05/13/22 18:25	100-41-4	
Toluene	ND	ug/L	1.0	0.48	1		05/13/22 18:25	108-88-3	
Xylene (Total)	ND	ug/L	1.0	0.34	1		05/13/22 18:25	1330-20-7	
m&p-Xylene	ND	ug/L	2.0	0.71	1		05/13/22 18:25	179601-23-1	
o-Xylene	ND	ug/L	1.0	0.34	1		05/13/22 18:25	95-47-6	
Surrogates									
4-Bromofluorobenzene (S)	103	%	70-130		1		05/13/22 18:25	460-00-4	
1,2-Dichloroethane-d4 (S)	103	%	70-130		1		05/13/22 18:25	17060-07-0	
Toluene-d8 (S)	106	%	70-130		1		05/13/22 18:25	2037-26-5	

This report shall not be reproduced, except in full,
without the written consent of Pace Analytical Services, LLC.

Pace Analytical Services, LLC
9800 Kincey Ave. Suite 100
Huntersville, NC 28078
(704)875-9092

ANALYTICAL RESULTS

Project: CPC HUNTERSVILLE SW
Pace Project No.: 92604307

Sample: SW-4-20220512 **Lab ID: 92604307010** Collected: 05/12/22 14:15 Received: 05/12/22 15:25 Matrix: Water

Parameters	Results	Units	Report Limit	MDL	DF	Prepared	Analyzed	CAS No.	Qual
Gasoline Range Organics	Analytical Method: EPA 5030B/8015C Pace Analytical Services - Charlotte								
Gas Range Organics (C6-C10)	ND	mg/L	0.080	0.034	1		05/23/22 20:00		
Surrogates									
4-Bromofluorobenzene (S)	93	%	70-130		1		05/23/22 20:00	460-00-4	
8260D MSV Low Level	Analytical Method: EPA 8260D Pace Analytical Services - Charlotte								
Benzene	ND	ug/L	1.0	0.34	1		05/13/22 17:13	71-43-2	
Ethylbenzene	ND	ug/L	1.0	0.30	1		05/13/22 17:13	100-41-4	
Toluene	ND	ug/L	1.0	0.48	1		05/13/22 17:13	108-88-3	
Xylene (Total)	ND	ug/L	1.0	0.34	1		05/13/22 17:13	1330-20-7	
m&p-Xylene	ND	ug/L	2.0	0.71	1		05/13/22 17:13	179601-23-1	
o-Xylene	ND	ug/L	1.0	0.34	1		05/13/22 17:13	95-47-6	
Surrogates									
4-Bromofluorobenzene (S)	102	%	70-130		1		05/13/22 17:13	460-00-4	
1,2-Dichloroethane-d4 (S)	101	%	70-130		1		05/13/22 17:13	17060-07-0	
Toluene-d8 (S)	106	%	70-130		1		05/13/22 17:13	2037-26-5	

REPORT OF LABORATORY ANALYSIS

This report shall not be reproduced, except in full,
without the written consent of Pace Analytical Services, LLC.

Pace Analytical Services, LLC
9800 Kincey Ave. Suite 100
Huntersville, NC 28078
(704)875-9092

ANALYTICAL RESULTS

Project: CPC HUNTERSVILLE SW
Pace Project No.: 92604307

Sample: EB-1-20220512 **Lab ID: 92604307011** Collected: 05/12/22 12:30 Received: 05/12/22 15:25 Matrix: Water

Parameters	Results	Units	Report Limit	MDL	DF	Prepared	Analyzed	CAS No.	Qual
Gasoline Range Organics	Analytical Method: EPA 5030B/8015C Pace Analytical Services - Charlotte								
Gas Range Organics (C6-C10)	ND	mg/L	0.080	0.034	1		05/23/22 14:51		
Surrogates									
4-Bromofluorobenzene (S)	94	%	70-130		1		05/23/22 14:51	460-00-4	
8260D MSV Low Level	Analytical Method: EPA 8260D Pace Analytical Services - Charlotte								
Benzene	ND	ug/L	1.0	0.34	1		05/13/22 13:39	71-43-2	
Ethylbenzene	ND	ug/L	1.0	0.30	1		05/13/22 13:39	100-41-4	
Toluene	ND	ug/L	1.0	0.48	1		05/13/22 13:39	108-88-3	
Xylene (Total)	ND	ug/L	1.0	0.34	1		05/13/22 13:39	1330-20-7	
m&p-Xylene	ND	ug/L	2.0	0.71	1		05/13/22 13:39	179601-23-1	
o-Xylene	ND	ug/L	1.0	0.34	1		05/13/22 13:39	95-47-6	
Surrogates									
4-Bromofluorobenzene (S)	102	%	70-130		1		05/13/22 13:39	460-00-4	
1,2-Dichloroethane-d4 (S)	96	%	70-130		1		05/13/22 13:39	17060-07-0	
Toluene-d8 (S)	107	%	70-130		1		05/13/22 13:39	2037-26-5	

REPORT OF LABORATORY ANALYSIS

This report shall not be reproduced, except in full,
without the written consent of Pace Analytical Services, LLC.

Pace Analytical Services, LLC
9800 Kincey Ave. Suite 100
Huntersville, NC 28078
(704)875-9092

ANALYTICAL RESULTS

Project: CPC HUNTERSVILLE SW
Pace Project No.: 92604307

Sample: DUP-1-20220512 **Lab ID: 92604307012** Collected: 05/12/22 00:00 Received: 05/12/22 15:25 Matrix: Water

Parameters	Results	Units	Report Limit	MDL	DF	Prepared	Analyzed	CAS No.	Qual
Gasoline Range Organics	Analytical Method: EPA 5030B/8015C Pace Analytical Services - Charlotte								
Gas Range Organics (C6-C10)	ND	mg/L	0.080	0.034	1		05/23/22 15:19		
Surrogates									
4-Bromofluorobenzene (S)	90	%	70-130		1		05/23/22 15:19	460-00-4	
8260D MSV Low Level	Analytical Method: EPA 8260D Pace Analytical Services - Charlotte								
Benzene	ND	ug/L	1.0	0.34	1		05/13/22 19:00	71-43-2	
Ethylbenzene	ND	ug/L	1.0	0.30	1		05/13/22 19:00	100-41-4	
Toluene	ND	ug/L	1.0	0.48	1		05/13/22 19:00	108-88-3	
Xylene (Total)	ND	ug/L	1.0	0.34	1		05/13/22 19:00	1330-20-7	
m&p-Xylene	ND	ug/L	2.0	0.71	1		05/13/22 19:00	179601-23-1	
o-Xylene	ND	ug/L	1.0	0.34	1		05/13/22 19:00	95-47-6	
Surrogates									
4-Bromofluorobenzene (S)	102	%	70-130		1		05/13/22 19:00	460-00-4	
1,2-Dichloroethane-d4 (S)	95	%	70-130		1		05/13/22 19:00	17060-07-0	
Toluene-d8 (S)	105	%	70-130		1		05/13/22 19:00	2037-26-5	

REPORT OF LABORATORY ANALYSIS

This report shall not be reproduced, except in full,
without the written consent of Pace Analytical Services, LLC.

Pace Analytical Services, LLC
9800 Kincey Ave. Suite 100
Huntersville, NC 28078
(704)875-9092

ANALYTICAL RESULTS

Project: CPC HUNTERSVILLE SW
Pace Project No.: 92604307

Sample: TRIP BLANK **Lab ID: 92604307013** Collected: 05/12/22 00:00 Received: 05/12/22 15:25 Matrix: Water

Parameters	Results	Units	Report Limit	MDL	DF	Prepared	Analyzed	CAS No.	Qual
8260D MSV Low Level	Analytical Method: EPA 8260D Pace Analytical Services - Charlotte								
Benzene	ND	ug/L	1.0	0.34	1		05/13/22 13:57	71-43-2	
Ethylbenzene	ND	ug/L	1.0	0.30	1		05/13/22 13:57	100-41-4	
Toluene	ND	ug/L	1.0	0.48	1		05/13/22 13:57	108-88-3	
Xylene (Total)	ND	ug/L	1.0	0.34	1		05/13/22 13:57	1330-20-7	
m&p-Xylene	ND	ug/L	2.0	0.71	1		05/13/22 13:57	179601-23-1	
o-Xylene	ND	ug/L	1.0	0.34	1		05/13/22 13:57	95-47-6	
Surrogates									
4-Bromofluorobenzene (S)	103	%	70-130		1		05/13/22 13:57	460-00-4	
1,2-Dichloroethane-d4 (S)	94	%	70-130		1		05/13/22 13:57	17060-07-0	
Toluene-d8 (S)	105	%	70-130		1		05/13/22 13:57	2037-26-5	

REPORT OF LABORATORY ANALYSIS

This report shall not be reproduced, except in full,
without the written consent of Pace Analytical Services, LLC.

Pace Analytical Services, LLC
9800 Kincey Ave. Suite 100
Huntersville, NC 28078
(704)875-9092

QUALITY CONTROL DATA

Project: CPC HUNTERSVILLE SW
Pace Project No.: 92604307

QC Batch: 699309
QC Batch Method: EPA 5030B/8015C
Analysis Method: EPA 5030B/8015C
Analysis Description: Gasoline Range Organics
Laboratory: Pace Analytical Services - Charlotte
Associated Lab Samples: 92604307008

METHOD BLANK: 3650684 Matrix: Water
Associated Lab Samples: 92604307002, 92604307008

Parameter	Units	Blank Result	Reporting Limit	MDL	Analyzed	Qualifiers
Gas Range Organics (C6-C10)	mg/L	0.036J	0.080	0.034	05/19/22 23:57	
4-Bromofluorobenzene (S)	%	99	70-130		05/19/22 23:57	

LABORATORY CONTROL SAMPLE: 3650685

Parameter	Units	Spike Conc.	LCS Result	LCS % Rec	% Rec Limits	Qualifiers
Gas Range Organics (C6-C10)	mg/L	1	1.0	101	70-130	
4-Bromofluorobenzene (S)	%			98	70-130	

MATRIX SPIKE & MATRIX SPIKE DUPLICATE: 3650686 3650687

Parameter	Units	92604307002 Result	MS Spike Conc.	MSD Spike Conc.	MS Result	MSD Result	MS % Rec	MSD % Rec	% Rec Limits	RPD	Max RPD	Qual
Gas Range Organics (C6-C10)	mg/L	ND	1	1	0.99	1.0	95	98	63-130	2	30	
4-Bromofluorobenzene (S)	%						101	103	70-130			

Results presented on this page are in the units indicated by the "Units" column except where an alternate unit is presented to the right of the result.

REPORT OF LABORATORY ANALYSIS

This report shall not be reproduced, except in full,
without the written consent of Pace Analytical Services, LLC.

Pace Analytical Services, LLC
9800 Kincey Ave. Suite 100
Huntersville, NC 28078
(704)875-9092

QUALITY CONTROL DATA

Project: CPC HUNTERSVILLE SW
Pace Project No.: 92604307

QC Batch: 699900
QC Batch Method: EPA 5030B/8015C
Analysis Method: EPA 5030B/8015C
Analysis Description: Gasoline Range Organics
Laboratory: Pace Analytical Services - Charlotte
Associated Lab Samples: 92604307001, 92604307002, 92604307003, 92604307004, 92604307005, 92604307006, 92604307007, 92604307009, 92604307010, 92604307011, 92604307012

METHOD BLANK: 3653568 Matrix: Water
Associated Lab Samples: 92604307001, 92604307002, 92604307003, 92604307004, 92604307005, 92604307006, 92604307007, 92604307009, 92604307010, 92604307011, 92604307012

Parameter	Units	Blank Result	Reporting Limit	MDL	Analyzed	Qualifiers
Gas Range Organics (C6-C10)	mg/L	ND	0.080	0.034	05/23/22 12:30	
4-Bromofluorobenzene (S)	%	93	70-130		05/23/22 12:30	

LABORATORY CONTROL SAMPLE: 3653569

Parameter	Units	Spike Conc.	LCS Result	LCS % Rec	% Rec Limits	Qualifiers
Gas Range Organics (C6-C10)	mg/L	1	0.97	97	70-130	
4-Bromofluorobenzene (S)	%			96	70-130	

MATRIX SPIKE & MATRIX SPIKE DUPLICATE: 3653570 3653571

Parameter	Units	92604307002 Result	MS Spike Conc.	MSD Spike Conc.	MS Result	MSD Result	MS % Rec	MSD % Rec	% Rec Limits	RPD	Max RPD	Qual
Gas Range Organics (C6-C10)	mg/L	ND	1	1	0.98	0.99	96	97	63-130	0	30	
4-Bromofluorobenzene (S)	%						96	96	70-130			

Results presented on this page are in the units indicated by the "Units" column except where an alternate unit is presented to the right of the result.

REPORT OF LABORATORY ANALYSIS

This report shall not be reproduced, except in full,
without the written consent of Pace Analytical Services, LLC.

Pace Analytical Services, LLC
9800 Kincey Ave. Suite 100
Huntersville, NC 28078
(704)875-9092

QUALITY CONTROL DATA

Project: CPC HUNTERSVILLE SW
Pace Project No.: 92604307

QC Batch: 697947
QC Batch Method: EPA 8260D
Analysis Method: EPA 8260D
Analysis Description: 8260D MSV Low Level
Laboratory: Pace Analytical Services - Charlotte
Associated Lab Samples: 92604307001, 92604307002, 92604307003, 92604307004, 92604307005, 92604307006, 92604307007, 92604307008, 92604307009, 92604307010, 92604307011, 92604307012, 92604307013

METHOD BLANK: 3644569 Matrix: Water
Associated Lab Samples: 92604307001, 92604307002, 92604307003, 92604307004, 92604307005, 92604307006, 92604307007, 92604307008, 92604307009, 92604307010, 92604307011, 92604307012, 92604307013

Parameter	Units	Blank Result	Reporting Limit	MDL	Analyzed	Qualifiers
Benzene	ug/L	ND	1.0	0.34	05/13/22 12:46	
Ethylbenzene	ug/L	ND	1.0	0.30	05/13/22 12:46	
m&p-Xylene	ug/L	ND	2.0	0.71	05/13/22 12:46	
o-Xylene	ug/L	ND	1.0	0.34	05/13/22 12:46	
Toluene	ug/L	ND	1.0	0.48	05/13/22 12:46	
Xylene (Total)	ug/L	ND	1.0	0.34	05/13/22 12:46	
1,2-Dichloroethane-d4 (S)	%	95	70-130		05/13/22 12:46	
4-Bromofluorobenzene (S)	%	100	70-130		05/13/22 12:46	
Toluene-d8 (S)	%	105	70-130		05/13/22 12:46	

LABORATORY CONTROL SAMPLE: 3644570

Parameter	Units	Spike Conc.	LCS Result	LCS % Rec	% Rec Limits	Qualifiers
Benzene	ug/L	50	46.7	93	70-130	
Ethylbenzene	ug/L	50	46.2	92	70-130	
m&p-Xylene	ug/L	100	92.8	93	70-130	
o-Xylene	ug/L	50	47.0	94	70-130	
Toluene	ug/L	50	44.9	90	70-130	
Xylene (Total)	ug/L	150	140	93	70-130	
1,2-Dichloroethane-d4 (S)	%			89	70-130	
4-Bromofluorobenzene (S)	%			97	70-130	
Toluene-d8 (S)	%			96	70-130	

MATRIX SPIKE & MATRIX SPIKE DUPLICATE: 3644571 3644572

Parameter	Units	92604307002 Result	MS Spike Conc.	MSD Spike Conc.	MS Result	MSD Result	MS % Rec	MSD % Rec	% Rec Limits	RPD	Max RPD	Qual
Benzene	ug/L	ND	20	20	22.3	21.9	111	110	67-150	2	30	
Ethylbenzene	ug/L	ND	20	20	21.5	21.1	108	105	68-143	2	30	
m&p-Xylene	ug/L	ND	40	40	43.4	42.4	108	106	53-157	2	30	
o-Xylene	ug/L	ND	20	20	21.7	21.2	108	106	68-143	2	30	
Toluene	ug/L	ND	20	20	22.2	21.7	111	109	47-157	2	30	
Xylene (Total)	ug/L	ND	60	60	65.1	63.6	108	106	66-145	2	30	
1,2-Dichloroethane-d4 (S)	%						88	94	70-130			
4-Bromofluorobenzene (S)	%						95	96	70-130			
Toluene-d8 (S)	%						99	99	70-130			

Results presented on this page are in the units indicated by the "Units" column except where an alternate unit is presented to the right of the result.

REPORT OF LABORATORY ANALYSIS

This report shall not be reproduced, except in full,
without the written consent of Pace Analytical Services, LLC.

Pace Analytical Services, LLC
9800 Kincey Ave. Suite 100
Huntersville, NC 28078
(704)875-9092

QUALIFIERS

Project: CPC HUNTERSVILLE SW
Pace Project No.: 92604307

DEFINITIONS

DF - Dilution Factor, if reported, represents the factor applied to the reported data due to dilution of the sample aliquot.

ND - Not Detected at or above adjusted reporting limit.

TNTC - Too Numerous To Count

J - Estimated concentration above the adjusted method detection limit and below the adjusted reporting limit.

MDL - Adjusted Method Detection Limit.

PQL - Practical Quantitation Limit.

RL - Reporting Limit - The lowest concentration value that meets project requirements for quantitative data with known precision and bias for a specific analyte in a specific matrix.

S - Surrogate

1,2-Diphenylhydrazine decomposes to and cannot be separated from Azobenzene using Method 8270. The result for each analyte is a combined concentration.

Consistent with EPA guidelines, unrounded data are displayed and have been used to calculate % recovery and RPD values.

LCS(D) - Laboratory Control Sample (Duplicate)

MS(D) - Matrix Spike (Duplicate)

DUP - Sample Duplicate

RPD - Relative Percent Difference

NC - Not Calculable.

SG - Silica Gel - Clean-Up

U - Indicates the compound was analyzed for, but not detected.

Acid preservation may not be appropriate for 2 Chloroethylvinyl ether.

A separate vial preserved to a pH of 4-5 is recommended in SW846 Chapter 4 for the analysis of Acrolein and Acrylonitrile by EPA Method 8260.

N-Nitrosodiphenylamine decomposes and cannot be separated from Diphenylamine using Method 8270. The result reported for each analyte is a combined concentration.

Reported results are not rounded until the final step prior to reporting. Therefore, calculated parameters that are typically reported as "Total" may vary slightly from the sum of the reported component parameters.

Pace Analytical is TNI accredited. Contact your Pace PM for the current list of accredited analytes.

TNI - The NELAC Institute.

ANALYTE QUALIFIERS

B	Analyte was detected in the associated method blank.

This report shall not be reproduced, except in full,
without the written consent of Pace Analytical Services, LLC.

Pace Analytical Services, LLC
9800 Kincey Ave. Suite 100
Huntersville, NC 28078
(704)875-9092

QUALITY CONTROL DATA CROSS REFERENCE TABLE

Project: CPC HUNTERSVILLE SW
Pace Project No.: 92604307

Lab ID	Sample ID	QC Batch Method	QC Batch	Analytical Method	Analytical Batch
92604307001	**SW-2-20220512**	EPA 5030B/8015C	699900		
92604307002	**SW-3-20220512**	EPA 5030B/8015C	699900		
92604307003	**SW-19-20220512**	EPA 5030B/8015C	699900		
92604307004	**SW-13-20220512**	EPA 5030B/8015C	699900		
92604307005	**SW-G-20220512**	EPA 5030B/8015C	699900		
92604307006	**SEEP-2 CONFLUENCE 20220512**	EPA 5030B/8015C	699900		
92604307007	**SEEP-2-20220512**	EPA 5030B/8015C	699900		
92604307008	**SEEP-1 CONFLUENCE 20220512**	EPA 5030B/8015C	699309		
92604307009	**SEEP-1-20220512**	EPA 5030B/8015C	699900		
92604307010	**SW-4-20220512**	EPA 5030B/8015C	699900		
92604307011	**EB-1-20220512**	EPA 5030B/8015C	699900		
92604307012	**DUP-1-20220512**	EPA 5030B/8015C	699900		
92604307001	**SW-2-20220512**	EPA 8260D	697947		
92604307002	**SW-3-20220512**	EPA 8260D	697947		
92604307003	**SW-19-20220512**	EPA 8260D	697947		
92604307004	**SW-13-20220512**	EPA 8260D	697947		
92604307005	**SW-G-20220512**	EPA 8260D	697947		
92604307006	**SEEP-2 CONFLUENCE 20220512**	EPA 8260D	697947		
92604307007	**SEEP-2-20220512**	EPA 8260D	697947		
92604307008	**SEEP-1 CONFLUENCE 20220512**	EPA 8260D	697947		
92604307009	**SEEP-1-20220512**	EPA 8260D	697947		
92604307010	**SW-4-20220512**	EPA 8260D	697947		
92604307011	**EB-1-20220512**	EPA 8260D	697947		
92604307012	**DUP-1-20220512**	EPA 8260D	697947		
92604307013	**TRIP BLANK**	EPA 8260D	697947		

This report shall not be reproduced, except in full,
without the written consent of Pace Analytical Services, LLC.

Laboratory receiving samples:
Asheville ☐ Eden ☐ Greenwood ☐ Huntersville ☒ Raleigh ☐ Mechanicsville ☐ Atlanta ☐ Kernersville ☐

Sample Condition Upon Receipt

Client Name: AECOM

Project # WO# : 92604307

92604307

Courier: ☐ Fed Ex ☐ UPS ☐ USPS ☒ Client ☐ Commercial ☐ Pace ☐ Other:____

Custody Seal Present? ☐ Yes ☒ No **Seals Intact?** ☐ Yes ☒ No

Date/Initials Person Examining Contents: KH 5/12/27

Packing Material: ☒ Bubble Wrap ☒ Bubble Bags ☐ None ☐ Other

Biological Tissue Frozen? ☐ Yes ☐ No ☒ N/A

Thermometer: ☒ IR Gun ID: 92100a **Type of Ice:** ☒ Wet ☐ Blue ☐ None

Cooler Temp: 2.6 **Correction Factor:** Add/Subtract (°C) 0

Temp should be above freezing to 6°C
☐ Samples out of temp criteria. Samples on ice, cooling process has begun

Cooler Temp Corrected (°C): 2.6

USDA Regulated Soil (☒ N/A, water sample)

Did samples originate in a quarantine zone within the United States: CA, NY, or SC (check maps)? ☐ Yes ☐ No

Did samples originate from a foreign source (internationally, including Hawaii and Puerto Rico)? ☐ Yes ☐ No

				Comments/Discrepancy:
Chain of Custody Present?	☒ Yes	☐ No	☐ N/A	1.
Samples Arrived within Hold Time?	☒ Yes	☐ No	☐ N/A	2.
Short Hold Time Analysis (<72 hr.)?	☐ Yes	☒ No	☐ N/A	3.
Rush Turn Around Time Requested?	☐ Yes	☒ No	☐ N/A	4.
Sufficient Volume?	☒ Yes	☐ No	☐ N/A	5.
Correct Containers Used?	☒ Yes	☐ No	☐ N/A	6.
-Pace Containers Used?	☒ Yes	☐ No	☐ N/A	
Containers Intact?	☒ Yes	☐ No	☐ N/A	7.
Dissolved analysis: Samples Field Filtered?	☐ Yes	☐ No	☒ N/A	8.
Sample Labels Match COC?	☒ Yes	☐ No	☒ N/A	9.
-Includes Date/Time/ID/Analysis Matrix: WT				
Headspace in VOA Vials (>5-6mm)?	☐ Yes	☒ No	☐ N/A	10.
Trip Blank Present?	☒ Yes	☐ No	☐ N/A	11.
Trip Blank Custody Seals Present?	☒ Yes	☐ No	☐ N/A	

COMMENTS/SAMPLE DISCREPANCY

Field Data Required? ☐ Yes ☐ No

Lot ID of split containers:

CLIENT NOTIFICATION/RESOLUTION

Person contacted: _____ Date/Time: _____

Project Manager SCURF Review: _____ Date: _____

Project Manager SRF Review: _____ Date: _____

***Check mark top half of box if pH and/or dechlorination is verified and within the acceptance range for preservation samples.**

Exceptions: VOA, Coliform, TOC, Oil and Grease, DRO/8015 (water) DOC, LLHg

****Bottom half of box is to list number of bottles**

Project # **WO# : 92604307**

PM: BV Due Date: 05/19/22

CLIENT: 92-AECOM CHA

Matrix	Item#	BP4U-125 mL Plastic Unpreserved (N/A) (Cl-)	BP3U-250 mL Plastic Unpreserved (N/A)	BP2U-500 mL Plastic Unpreserved (N/A)	BP1U-1 liter Plastic Unpreserved (N/A)	BP4S-125 mL Plastic H2SO4 (pH < 2) (Cl-)	BP3N-250 mL plastic HNO3 (pH < 2)	BP4Z-125 mL Plastic ZN Acetate & NaOH (>9)	BP4B-125 mL Plastic NaOH (pH > 12) (Cl-)	WGFU-Wide-mouthed Glass jar Unpreserved	AG1U-1 liter Amber Unpreserved (N/A) (Cl-)	AG1H-1 liter Amber HCl (pH < 2)	AG3U-250 mL Amber Unpreserved (N/A) (Cl-)	AG1S-1 liter Amber H2SO4 (pH < 2)	AG3S-250 mL Amber H2SO4 (pH < 2)	AG3A(DG3A)-250 mL Amber NH4Cl (N/A)(Cl-)	DG9H-40 mL VOA HCl (N/A)	VG9T-40 mL VOA Na2S2O3 (N/A)	VG9U-40 mL VOA Unpreserved (N/A)	DG9P-40 mL VOA H3PO4 (N/A)	VOAK (3 vials per kit)-5035 kit (N/A)	V/GK (3 vials per kit)-VPH/Gas kit (N/A)	SP5T-125 mL Sterile Plastic (N/A – lab)	SP2T-250 mL Sterile Plastic (N/A – lab)		BP3A-250 mL Plastic (NH2)2SO4 (9.3-9.7)	AG0U-100 mL Amber Unpreserved vials (N/A)	VSGU-20 mL Scintillation vials (N/A)	DG9U-40 mL Amber Unpreserved vials (N/A)
	1																6													
	2																16													
	3																6													
	4																													
	5																													
	6																													
	7																													
	8																													
	9																													
	10																													
	11																													
	12																													

pH Adjustment Log for Preserved Samples

Sample ID	Type of Preservative	pH upon receipt	Date preservation adjusted	Time preservation adjusted	Amount of Preservative added	Lot #

Note: Whenever there is a discrepancy affecting North Carolina compliance samples, a copy of this form will be sent to the North Carolina DEHNR Certification Office (i.e. Out of hold, incorrect preservative, out of temp, incorrect containers.

2

***Check mark top half of box if pH and/or dechlorination is verified and within the acceptance range for preservation samples.**

Exceptions: VOA, Coliform, TOC, Oil and Grease, DRO/8015 (water) DOC, LLHg

****Bottom half of box is to list number of bottles**

Project # **WO# : 92604307**

PM: BV Due Date: 05/19/22

CLIENT: 92-AECOM CHA

Item#	BP4U-125 mL Plastic Unpreserved (N/A) (Cl-)	BP3U-250 mL Plastic Unpreserved (N/A)	BP2U-500 mL Plastic Unpreserved (N/A)	BP1U-1 liter Plastic Unpreserved (N/A)	BP4S-125 mL Plastic H2SO4 (pH < 2) (Cl-)	BP3N-250 mL plastic HNO3 (pH < 2)	BP4Z-125 mL Plastic ZN Acetate & NaOH (>9)	BP4B-125 mL Plastic NaOH (pH > 12) (Cl-)	WGFU-Wide-mouthed Glass jar Unpreserved	AG1U-1 liter Amber Unpreserved (N/A) (Cl-)	AG1H-1 liter Amber HCl (pH < 2)	AG3U-250 mL Amber Unpreserved (N/A) (Cl-)	AG1S-1 liter Amber H2SO4 (pH < 2)	AG3S-250 mL Amber H2SO4 (pH < 2)	AG3A(DG3A)-250 mL Amber NH4Cl (N/A)(Cl-)	DG9H-40 mL VOA HCl (N/A)	VG9T-40 mL VOA Na2S2O3 (N/A)	VG9U-40 mL VOA Unpreserved (N/A)	DG9P-40 mL VOA H3PO4 (N/A)	VOAK (3 vials per kit)-5035 kit (N/A)	V/GK (3 vials per kit)-VPH/Gas kit (N/A)	SP5T-125 mL Sterile Plastic (N/A – lab)	SP2T-250 mL Sterile Plastic (N/A – lab)		BP3A-250 mL Plastic (NH2)2SO4 (9.3-9.7)	AG0U-100 mL Amber Unpreserved vials (N/A)	VSGU-20 mL Scintillation vials (N/A)	DG9U-40 mL Amber Unpreserved vials (N/A)
1																2													
2																													
3																													
4																													
5																													
6																													
7																													
8																													
9																													
10																													
11																													
12																													

pH Adjustment Log for Preserved Samples

Sample ID	Type of Preservative	pH upon receipt	Date preservation adjusted	Time preservation adjusted	Amount of Preservative added	Lot #

Note: Whenever there is a discrepancy affecting North Carolina compliance samples, a copy of this form will be sent to the North Carolina DEHNR Certification Office (i.e. Out of hold, incorrect preservative, out of temp, incorrect containers.

Pace

CHAIN-OF-CUSTODY / Analytical Request Document

The Chain-of-Custody is a LEGAL DOCUMENT. All relevant fields must be completed accurately.

Submitting a sample via this chain of custody constitutes acknowledgment and acceptance of the Pace Terms and Conditions found at https://info.pacelabs.com/hubfs/pas-standard-terms.pdf.

Page : 1 Of 2

Section A Required Client Information:		Section B Required Project Information:		Section C Invoice Information:	
Company:	AECOM	Report To:	Andrew Wreschnig	Attention:	
Address:	6000 Fairview Road	Copy To:		Company Name:	
	Suite 200, Charlotte, NC 28226			Address:	
Email:	andrew.wreschnig@aecom.com	Purchase Order #:		Pace Quote:	60674226
Phone:	(704)522-0330 Fax	Project Name:	CPC Huntersville SW	Pace Project Manager:	bonnie.vang@pacelabs.com,
Requested Due Date:		Project #:		Pace Profile #:	12518-6

Regulatory Agency

State / Location: NC

Requested Analysis Filtered (Y/N)

ITEM #	SAMPLE ID (One Character per box. (A-Z, 0-9 / , -) Sample Ids must be unique)	MATRIX CODE (see valid codes to left)	SAMPLE TYPE (G=GRAB C=COMP)	COLLECTED START DATE	COLLECTED START TIME	COLLECTED END DATE	COLLECTED END TIME	SAMPLE TEMP AT COLLECTION	# OF CONTAINERS	Preservatives: Unpreserved	H2SO4	HNO3	HCl	NaOH	Na2S2O3	Methanol	Other	Analyses Test Y/N	VOC 8260-BTEX	GRO 8015	Trip BLANK	Residual Chlorine (Y/N)	92604307
1	SW-2-20220512	WT	G	5/12/22	0940				6				X						X	X			01
2	SW-3-20220512 MS/MSD	WT	G	5/12/22	1000				18				X						X	X			02
3	SW-19-20220512	WT	G	5/12/22	1030				6				X						X	X			03
4	SW-13-20220512	WT	G	5/12/22	1100				6				X						X	X			04
5	SW-G-20220512	WT	G	5/12/22	1315				6				X						X	X			05
6	Seep-2 Confluence-20220512	WT	G	5/12/22	1320				6				X						X	X			06
7	Seep-2-20220512	WT	G	5/12/22	1325				6				X						X	X			07
8	Seep-1 Confluence-20220512	WT	G	5/12/22	1330				6				X						X	X			08
9	Seep-1-20220512	WT	G	5/12/22	1335				6				X						X	X			09
10	SW-4-20220512	WT	G	5/12/22	1415				6				X						X	X			10
11	EB-1-20220512	WT	G	5/12/22	1230				6				X						X	X			11
12	Dup-1-20220512	WT	G	5/12/22	—				6				X						X	X			12

MATRIX CODE: Drinking Water DW; Water WT; Waste Water WW; Product P; Soil/Solid SL; Oil OL; Wipe WP; Air AR; Other OT; Tissue TS

ADDITIONAL COMMENTS	RELINQUISHED BY / AFFILIATION	DATE	TIME	ACCEPTED BY / AFFILIATION	DATE	TIME	SAMPLE CONDITIONS			
	Erik Riegel / AECOM	5/12/22	1525	Pace	5/12/22	1525	2.6	Y	N	Y

SAMPLER NAME AND SIGNATURE

PRINT Name of SAMPLER: Erik Riegel

SIGNATURE of SAMPLER:

DATE Signed: 5/12/22

TEMP in C	Received on Ice (Y/N)	Custody Sealed Cooler (Y/N)	Samples Intact (Y/N)

Pace

CHAIN-OF-CUSTODY / Analytical Request Document

The Chain-of-Custody is a LEGAL DOCUMENT. All relevant fields must be completed accurately.

Submitting a sample via this chain of custody constitutes acknowledgment and acceptance of the Pace Terms and Conditions found at https://info.pacelabs.com/hubfs/pas-standard-terms.pdf.

Page : 1 Of 1

Section A Required Client Information:	Section B Required Project Information:	Section C Invoice Information:	
Company: AECOM	Report To: Andrew Wreschnig	Attention:	
Address: 6000 Fairview Road	Copy To:	Company Name:	
Suite 200, Charlotte, NC 28226		Address:	Regulatory Agency
Email: andrew.wreschnig@aecom.com	Purchase Order #:	Pace Quote: 60674226	
Phone: (704)522-0330 Fax	Project Name: CPC Huntersville SW	Pace Project Manager: bonnie.vang@pacelabs.com,	State / Location
Requested Due Date:	Project #:	Pace Profile #: 12518-6	NC

ITEM #	SAMPLE ID (One Character per box. (A-Z, 0-9 / , -) Sample Ids must be unique)	MATRIX CODE (see valid codes to left)	SAMPLE TYPE (G=GRAB C=COMP)	COLLECTED START DATE	COLLECTED START TIME	COLLECTED END DATE	COLLECTED END TIME	SAMPLE TEMP AT COLLECTION	# OF CONTAINERS	Preservatives: Unpreserved	H2SO4	HNO3	HCl	NaOH	Na2S2O3	Methanol	Other	Analyses Test Y/N	VOC 8260-BTEX	GRO 8015	Trip BLANK	Residual Chlorine (Y/N)	92604307
1	Trip Blank	WT	-	-	-				2				X								X		013
2																							
3																							
4																							
5																							
6																							
7																							
8																							
9																							
10																							
11																							
12																							

ADDITIONAL COMMENTS	RELINQUISHED BY / AFFILIATION	DATE	TIME	ACCEPTED BY / AFFILIATION	DATE	TIME	SAMPLE CONDITIONS			
	E. Ryl / AECOM	5/12/22	1525	CS Pace	5/12/22	1526	Y	N	Y	

SAMPLER NAME AND SIGNATURE

PRINT Name of SAMPLER: Erik Riegel

SIGNATURE of SAMPLER: E. Ryl DATE Signed: 5/12/22

TEMP in C	Received on Ice (Y/N)	Custody Sealed Cooler (Y/N)	Samples Intact (Y/N)

Pace Analytical Services, LLC
9800 Kincey Ave. Suite 100
Huntersville, NC 28078
(704)875-9092

May 25, 2022

Andrew Wreschnig
AECOM
6000 Fairview Road
Suite 200
Charlotte, NC 28210

RE: Project: CPC Huntersville (SW-Seep-1)
Pace Project No.: 92605777

Dear Andrew Wreschnig:

Enclosed are the analytical results for sample(s) received by the laboratory on May 12, 2022. The results relate only to the samples included in this report. Results reported herein conform to the applicable TNI/NELAC Standards and the laboratory's Quality Manual, where applicable, unless otherwise noted in the body of the report.

The test results provided in this final report were generated by each of the following laboratories within the Pace Network:

- Pace Analytical Services - Charlotte

If you have any questions concerning this report, please feel free to contact me.

Sincerely,

Bonnie Vang
bonnie.vang@pacelabs.com
(704)875-9092
Project Manager

Enclosures

cc: Teresa Amentt Jennings, AECOM
Jeff Morrison, Colonial Pipeline Company

This report shall not be reproduced, except in full,
without the written consent of Pace Analytical Services, LLC.

Pace Analytical Services, LLC
9800 Kincey Ave. Suite 100
Huntersville, NC 28078
(704)875-9092

CERTIFICATIONS

Project: CPC Huntersville (SW-Seep-1)
Pace Project No.: 92605777

Pace Analytical Services Charlotte

South Carolina Laboratory ID: 99006
9800 Kincey Ave. Ste 100, Huntersville, NC 28078
North Carolina Drinking Water Certification #: 37706
North Carolina Field Services Certification #: 5342
North Carolina Wastewater Certification #: 12
South Carolina Laboratory ID: 99006
South Carolina Certification #: 99006001
South Carolina Drinking Water Cert. #: 99006003
Florida/NELAP Certification #: E87627
Kentucky UST Certification #: 84
Louisiana DoH Drinking Water #: LA029
Virginia/VELAP Certification #: 460221

REPORT OF LABORATORY ANALYSIS

This report shall not be reproduced, except in full,
without the written consent of Pace Analytical Services, LLC.

Pace Analytical Services, LLC
9800 Kincey Ave. Suite 100
Huntersville, NC 28078
(704)875-9092

SAMPLE SUMMARY

Project: CPC Huntersville (SW-Seep-1)
Pace Project No.: 92605777

Lab ID	Sample ID	Matrix	Date Collected	Date Received
92605777001	**SEEP-1 CONFLUENCE 20220512**	Water	05/12/22 13:30	05/12/22 15:25

REPORT OF LABORATORY ANALYSIS

This report shall not be reproduced, except in full,
without the written consent of Pace Analytical Services, LLC.

Pace Analytical Services, LLC
9800 Kincey Ave. Suite 100
Huntersville, NC 28078
(704)875-9092

SAMPLE ANALYTE COUNT

Project: CPC Huntersville (SW-Seep-1)
Pace Project No.: 92605777

Lab ID	Sample ID	Method	Analysts	Analytes Reported	Laboratory
92605777001	**SEEP-1 CONFLUENCE 20220512**	EPA 8260D	LMB	9	PASI-C

PASI-C = Pace Analytical Services - Charlotte

REPORT OF LABORATORY ANALYSIS

This report shall not be reproduced, except in full,
without the written consent of Pace Analytical Services, LLC.

Pace Analytical Services, LLC
9800 Kincey Ave. Suite 100
Huntersville, NC 28078
(704)875-9092

ANALYTICAL RESULTS

Project: CPC Huntersville (SW-Seep-1)
Pace Project No.: 92605777

Sample: SEEP-1 CONFLUENCE 20220512 **Lab ID: 92605777001** Collected: 05/12/22 13:30 Received: 05/12/22 15:25 Matrix: Water

Parameters	Results	Units	Report Limit	MDL	DF	Prepared	Analyzed	CAS No.	Qual
8260D MSV Low Level	Analytical Method: EPA 8260D Pace Analytical Services - Charlotte								
Benzene	ND	ug/L	1.0	0.34	1		05/24/22 02:21	71-43-2	
Ethylbenzene	ND	ug/L	1.0	0.30	1		05/24/22 02:21	100-41-4	
Toluene	**1.0**	ug/L	1.0	0.48	1		05/24/22 02:21	108-88-3	
Xylene (Total)	ND	ug/L	1.0	0.34	1		05/24/22 02:21	1330-20-7	
m&p-Xylene	ND	ug/L	2.0	0.71	1		05/24/22 02:21	179601-23-1	
o-Xylene	ND	ug/L	1.0	0.34	1		05/24/22 02:21	95-47-6	
Surrogates									
4-Bromofluorobenzene (S)	99	%	70-130		1		05/24/22 02:21	460-00-4	
1,2-Dichloroethane-d4 (S)	107	%	70-130		1		05/24/22 02:21	17060-07-0	
Toluene-d8 (S)	98	%	70-130		1		05/24/22 02:21	2037-26-5	

REPORT OF LABORATORY ANALYSIS

This report shall not be reproduced, except in full,
without the written consent of Pace Analytical Services, LLC.

Pace Analytical Services, LLC
9800 Kincey Ave. Suite 100
Huntersville, NC 28078
(704)875-9092

QUALITY CONTROL DATA

Project: CPC Huntersville (SW-Seep-1)
Pace Project No.: 92605777

QC Batch: 699976
QC Batch Method: EPA 8260D
Analysis Method: EPA 8260D
Analysis Description: 8260D MSV Low Level
Laboratory: Pace Analytical Services - Charlotte
Associated Lab Samples: 92605777001

METHOD BLANK: 3653940 Matrix: Water
Associated Lab Samples: 92605777001

Parameter	Units	Blank Result	Reporting Limit	MDL	Analyzed	Qualifiers
Benzene	ug/L	ND	1.0	0.34	05/23/22 20:01	
Ethylbenzene	ug/L	ND	1.0	0.30	05/23/22 20:01	
m&p-Xylene	ug/L	ND	2.0	0.71	05/23/22 20:01	
o-Xylene	ug/L	ND	1.0	0.34	05/23/22 20:01	
Toluene	ug/L	ND	1.0	0.48	05/23/22 20:01	
Xylene (Total)	ug/L	ND	1.0	0.34	05/23/22 20:01	
1,2-Dichloroethane-d4 (S)	%	104	70-130		05/23/22 20:01	
4-Bromofluorobenzene (S)	%	99	70-130		05/23/22 20:01	
Toluene-d8 (S)	%	98	70-130		05/23/22 20:01	

LABORATORY CONTROL SAMPLE: 3653941

Parameter	Units	Spike Conc.	LCS Result	LCS % Rec	% Rec Limits	Qualifiers
Benzene	ug/L	50	50.0	100	70-130	
Ethylbenzene	ug/L	50	53.8	108	70-130	
m&p-Xylene	ug/L	100	108	108	70-130	
o-Xylene	ug/L	50	54.4	109	70-130	
Toluene	ug/L	50	52.1	104	70-130	
Xylene (Total)	ug/L	150	163	108	70-130	
1,2-Dichloroethane-d4 (S)	%			98	70-130	
4-Bromofluorobenzene (S)	%			103	70-130	
Toluene-d8 (S)	%			100	70-130	

MATRIX SPIKE & MATRIX SPIKE DUPLICATE: 3653942 3653943

Parameter	Units	92605552029 Result	MS Spike Conc.	MSD Spike Conc.	MS Result	MSD Result	MS % Rec	MSD % Rec	% Rec Limits	RPD	Max RPD	Qual
Benzene	ug/L	ND	2000	2000	2210	2190	110	110	67-150	1	30	
Ethylbenzene	ug/L	ND	2000	2000	2140	2130	107	107	68-143	0	30	
m&p-Xylene	ug/L	ND	4000	4000	4380	4310	109	108	53-157	2	30	
o-Xylene	ug/L	ND	2000	2000	2180	2180	109	109	68-143	0	30	
Toluene	ug/L	ND	2000	2000	2210	2160	111	108	47-157	2	30	
Xylene (Total)	ug/L	ND	6000	6000	6550	6480	109	108	66-145	1	30	
1,2-Dichloroethane-d4 (S)	%						98	103	70-130			
4-Bromofluorobenzene (S)	%						102	103	70-130			
Toluene-d8 (S)	%						99	99	70-130			

Results presented on this page are in the units indicated by the "Units" column except where an alternate unit is presented to the right of the result.

REPORT OF LABORATORY ANALYSIS

This report shall not be reproduced, except in full,
without the written consent of Pace Analytical Services, LLC.

Pace Analytical Services, LLC
9800 Kincey Ave. Suite 100
Huntersville, NC 28078
(704)875-9092

QUALIFIERS

Project: CPC Huntersville (SW-Seep-1)
Pace Project No.: 92605777

DEFINITIONS

DF - Dilution Factor, if reported, represents the factor applied to the reported data due to dilution of the sample aliquot.

ND - Not Detected at or above adjusted reporting limit.

TNTC - Too Numerous To Count

J - Estimated concentration above the adjusted method detection limit and below the adjusted reporting limit.

MDL - Adjusted Method Detection Limit.

PQL - Practical Quantitation Limit.

RL - Reporting Limit - The lowest concentration value that meets project requirements for quantitative data with known precision and bias for a specific analyte in a specific matrix.

S - Surrogate

1,2-Diphenylhydrazine decomposes to and cannot be separated from Azobenzene using Method 8270. The result for each analyte is a combined concentration.

Consistent with EPA guidelines, unrounded data are displayed and have been used to calculate % recovery and RPD values.

LCS(D) - Laboratory Control Sample (Duplicate)

MS(D) - Matrix Spike (Duplicate)

DUP - Sample Duplicate

RPD - Relative Percent Difference

NC - Not Calculable.

SG - Silica Gel - Clean-Up

U - Indicates the compound was analyzed for, but not detected.

Acid preservation may not be appropriate for 2 Chloroethylvinyl ether.

A separate vial preserved to a pH of 4-5 is recommended in SW846 Chapter 4 for the analysis of Acrolein and Acrylonitrile by EPA Method 8260.

N-Nitrosodiphenylamine decomposes and cannot be separated from Diphenylamine using Method 8270. The result reported for each analyte is a combined concentration.

Reported results are not rounded until the final step prior to reporting. Therefore, calculated parameters that are typically reported as "Total" may vary slightly from the sum of the reported component parameters.

Pace Analytical is TNI accredited. Contact your Pace PM for the current list of accredited analytes.

TNI - The NELAC Institute.

This report shall not be reproduced, except in full,
without the written consent of Pace Analytical Services, LLC.

Pace Analytical Services, LLC
9800 Kincey Ave. Suite 100
Huntersville, NC 28078
(704)875-9092

QUALITY CONTROL DATA CROSS REFERENCE TABLE

Project: CPC Huntersville (SW-Seep-1)
Pace Project No.: 92605777

Lab ID	Sample ID	QC Batch Method	QC Batch	Analytical Method	Analytical Batch
92605777001	**SEEP-1 CONFLUENCE 20220512**	EPA 8260D	699976		

This report shall not be reproduced, except in full,
without the written consent of Pace Analytical Services, LLC.

Laboratory receiving samples:
Asheville ☐ Eden ☐ Greenwood ☐ Huntersville ☒ Raleigh ☐ Mechanicsville ☐ Atlanta ☐ Kernersville ☐

Sample Condition Upon Receipt

Client Name: AECOM

Project # WO# : 92604307

92604307

Courier: ☐ Commercial ☐ Fed Ex ☐ Pace ☐ UPS ☐ USPS ☐ Other:____ ☒ Client

Custody Seal Present? ☐ Yes ☒ No Seals Intact? ☐ Yes ☒ No

Date/Initials Person Examining Contents: KH 5/12/22

Packing Material: ☒ Bubble Wrap ☒ Bubble Bags ☐ None ☐ Other

Biological Tissue Frozen? ☐ Yes ☐ No ☒ N/A

Thermometer: ☒ IR Gun ID: 92700a

Type of Ice: ☒ Wet ☐ Blue ☐ None

Cooler Temp: 2.6 Correction Factor: Add/Subtract (°C) 0

Temp should be above freezing to 6°C
☐ Samples out of temp criteria. Samples on ice, cooling process has begun

Cooler Temp Corrected (°C): 2.6

USDA Regulated Soil (☒ N/A, water sample)

Did samples originate in a quarantine zone within the United States: CA, NY, or SC (check maps)? ☐ Yes ☐ No

Did samples originate from a foreign source (internationally, including Hawaii and Puerto Rico)? ☐ Yes ☐ No

				Comments/Discrepancy:
Chain of Custody Present?	☒ Yes	☐ No	☐ N/A	1.
Samples Arrived within Hold Time?	☒ Yes	☐ No	☐ N/A	2.
Short Hold Time Analysis (<72 hr.)?	☐ Yes	☒ No	☐ N/A	3.
Rush Turn Around Time Requested?	☐ Yes	☒ No	☐ N/A	4.
Sufficient Volume?	☒ Yes	☐ No	☐ N/A	5.
Correct Containers Used?	☒ Yes	☐ No	☐ N/A	6.
-Pace Containers Used?	☒ Yes	☐ No	☐ N/A	
Containers Intact?	☒ Yes	☐ No	☐ N/A	7.
Dissolved analysis: Samples Field Filtered?	☐ Yes	☐ No	☒ N/A	8.
Sample Labels Match COC?	☒ Yes	☐ No	☒ N/A	9.
-Includes Date/Time/ID/Analysis Matrix: WT				
Headspace in VOA Vials (>5-6mm)?	☐ Yes	☒ No	☐ N/A	10.
Trip Blank Present?	☒ Yes	☐ No	☐ N/A	11.
Trip Blank Custody Seals Present?	☒ Yes	☐ No	☐ N/A	

COMMENTS/SAMPLE DISCREPANCY

Field Data Required? ☐ Yes ☐ No

Lot ID of split containers:

CLIENT NOTIFICATION/RESOLUTION

Client would like to re-run 8260 on Seep-1 Confluence and also requested a level IV data package.
PM had to re-log Seep-1 Confluence under a new WO# 92605777 and report the level IV report.

Person contacted: Andrew Wreschnig Date/Time: 05/20/22

Project Manager SCURF Review: _____ Date: _____

Project Manager SRF Review: _____ Date: _____

***Check mark top half of box if pH and/or dechlorination is verified and within the acceptance range for preservation samples.**

Exceptions: VOA, Coliform, TOC, Oil and Grease, DRO/8015 (water) DOC, LLHg

****Bottom half of box is to list number of bottles**

Project # **WO# : 92604307**

PM: BV Due Date: 05/19/22

CLIENT: 92-AECOM CHA

Matrix	Item#	BP4U-125 mL Plastic Unpreserved (N/A) (Cl-)	BP3U-250 mL Plastic Unpreserved (N/A)	BP2U-500 mL Plastic Unpreserved (N/A)	BP1U-1 liter Plastic Unpreserved (N/A)	BP4S-125 mL Plastic H2SO4 (pH < 2) (Cl-)	BP3N-250 mL plastic HNO3 (pH < 2)	BP4Z-125 mL Plastic ZN Acetate & NaOH (>9)	BP4B-125 mL Plastic NaOH (pH > 12) (Cl-)	WGFU-Wide-mouthed Glass jar Unpreserved	AG1U-1 liter Amber Unpreserved (N/A) (Cl-)	AG1H-1 liter Amber HCl (pH < 2)	AG3U-250 mL Amber Unpreserved (N/A) (Cl-)	AG1S-1 liter Amber H2SO4 (pH < 2)	AG3S-250 mL Amber H2SO4 (pH < 2)	AG3A(DG3A)-250 mL Amber NH4Cl (N/A)(Cl-)	DG9H-40 mL VOA HCl (N/A)	VG9T-40 mL VOA Na2S2O3 (N/A)	VG9U-40 mL VOA Unpreserved (N/A)	DG9P-40 mL VOA H3PO4 (N/A)	VOAK (3 vials per kit)-5035 kit (N/A)	V/GK (3 vials per kit)-VPH/Gas kit (N/A)	SP5T-125 mL Sterile Plastic (N/A – lab)	SP2T-250 mL Sterile Plastic (N/A – lab)		BP3A-250 mL Plastic (NH2)2SO4 (9.3-9.7)	AG0U-100 mL Amber Unpreserved vials (N/A)	VSGU-20 mL Scintillation vials (N/A)	DG9U-40 mL Amber Unpreserved vials (N/A)
	1																6													
	2																16													
	3																6													
	4																													
	5																													
	6																													
	7																													
	8																													
	9																													
	10																													
	11																													
	12																													

pH Adjustment Log for Preserved Samples

Sample ID	Type of Preservative	pH upon receipt	Date preservation adjusted	Time preservation adjusted	Amount of Preservative added	Lot #

Note: Whenever there is a discrepancy affecting North Carolina compliance samples, a copy of this form will be sent to the North Carolina DEHNR Certification Office (i.e. Out of hold, incorrect preservative, out of temp, incorrect containers.

2

***Check mark top half of box if pH and/or dechlorination is verified and within the acceptance range for preservation samples.**

Exceptions: VOA, Coliform, TOC, Oil and Grease, DRO/8015 (water) DOC, LLHg

****Bottom half of box is to list number of bottles**

Project # **WO# : 92604307**

PM: BV Due Date: 05/19/22

CLIENT: 92-AECOM CHA

Item#	BP4U-125 mL Plastic Unpreserved (N/A) (Cl-)	BP3U-250 mL Plastic Unpreserved (N/A)	BP2U-500 mL Plastic Unpreserved (N/A)	BP1U-1 liter Plastic Unpreserved (N/A)	BP4S-125 mL Plastic H2SO4 (pH < 2) (Cl-)	BP3N-250 mL plastic HNO3 (pH < 2)	BP4Z-125 mL Plastic ZN Acetate & NaOH (>9)	BP4B-125 mL Plastic NaOH (pH > 12) (Cl-)	WGFU-Wide-mouthed Glass jar Unpreserved	AG1U-1 liter Amber Unpreserved (N/A) (Cl-)	AG1H-1 liter Amber HCl (pH < 2)	AG3U-250 mL Amber Unpreserved (N/A) (Cl-)	AG1S-1 liter Amber H2SO4 (pH < 2)	AG3S-250 mL Amber H2SO4 (pH < 2)	AG3A(DG3A)-250 mL Amber NH4Cl (N/A)(Cl-)	DG9H-40 mL VOA HCl (N/A)	VG9T-40 mL VOA Na2S2O3 (N/A)	VG9U-40 mL VOA Unpreserved (N/A)	DG9P-40 mL VOA H3PO4 (N/A)	VOAK (3 vials per kit)-5035 kit (N/A)	V/GK (3 vials per kit)-VPH/Gas kit (N/A)	SP5T-125 mL Sterile Plastic (N/A – lab)	SP2T-250 mL Sterile Plastic (N/A – lab)		BP3A-250 mL Plastic (NH2)2SO4 (9.3-9.7)	AG0U-100 mL Amber Unpreserved vials (N/A)	VSGU-20 mL Scintillation vials (N/A)	DG9U-40 mL Amber Unpreserved vials (N/A)
1																2													
2																													
3																													
4																													
5																													
6																													
7																													
8																													
9																													
10																													
11																													
12																													

pH Adjustment Log for Preserved Samples

Sample ID	Type of Preservative	pH upon receipt	Date preservation adjusted	Time preservation adjusted	Amount of Preservative added	Lot #

Note: Whenever there is a discrepancy affecting North Carolina compliance samples, a copy of this form will be sent to the North Carolina DEHNR Certification Office (i.e. Out of hold, incorrect preservative, out of temp, incorrect containers.

Pace

CHAIN-OF-CUSTODY / Analytical Request Document

The Chain-of-Custody is a LEGAL DOCUMENT. All relevant fields must be completed accurately.

Submitting a sample via this chain of custody constitutes acknowledgment and acceptance of the Pace Terms and Conditions found at https://info.pacelabs.com/hubfs/pas-standard-terms.pdf.

Page : 1 Of 2

Section A Required Client Information:		Section B Required Project Information:		Section C Invoice Information:	
Company:	AECOM	Report To:	Andrew Wreschnig	Attention:	
Address:	6000 Fairview Road	Copy To:		Company Name:	
	Suite 200, Charlotte, NC 28226			Address:	
Email:	andrew.wreschnig@aecom.com	Purchase Order #:		Pace Quote:	60674226
Phone:	(704)522-0330 Fax	Project Name:	CPC Huntersville SW	Pace Project Manager:	bonnie.vang@pacelabs.com,
Requested Due Date:		Project #:		Pace Profile #:	12518-6

Regulatory Agency

State / Location: NC

ITEM #	SAMPLE ID (One Character per box. (A-Z, 0-9 / , -) Sample Ids must be unique)	MATRIX CODE (see valid codes to left)	SAMPLE TYPE (G=GRAB C=COMP)	COLLECTED START DATE	COLLECTED START TIME	COLLECTED END DATE	COLLECTED END TIME	SAMPLE TEMP AT COLLECTION	# OF CONTAINERS	Preservatives: Unpreserved	H2SO4	HNO3	HCl	NaOH	Na2S2O3	Methanol	Other	Requested Analysis Filtered (Y/N) Y/N	Analyses Test: VOC 8260-BTEX	GRO 8015	Trip BLANK	Residual Chlorine (Y/N)	92604307
1	SW-2-20220512	WT	G	5/12/22	0940				6				X						X	X			01
2	SW-3-20220512 MS/MSD	WT	G	5/12/22	1000				18				X						X	X			02
3	SW-19-20220512	WT	G	5/12/22	1030				6				X						X	X			03
4	SW-13-20220512	WT	G	5/12/22	1100				6				X						X	X			04
5	SW-G-20220512	WT	G	5/12/22	1315				6				X						X	X			05
6	Seep-2 Confluence-20220512	WT	G	5/12/22	1320				6				X						X	X			06
7	Seep-2-20220512	WT	G	5/12/22	1325				6				X						X	X			07
8	Seep-1 Confluence-20220512	WT	G	5/12/22	1330				6				X						X	X			08
9	Seep-1-20220512	WT	G	5/12/22	1335				6				X						X	X			09
10	SW-4-20220512	WT	G	5/12/22	1415				6				X						X	X			10
11	EB-1-20220512	WT	G	5/12/22	1230				6				X						X	X			11
12	Dup-1-20220512	WT	G	5/12/22	—				6				X						X	X			12

ADDITIONAL COMMENTS	RELINQUISHED BY / AFFILIATION	DATE	TIME	ACCEPTED BY / AFFILIATION	DATE	TIME	SAMPLE CONDITIONS			
	Erik Riegel / AECOM	5/12/22	1525	Pace	5/12/22	1525	2.6	Y	N	Y

SAMPLER NAME AND SIGNATURE

PRINT Name of SAMPLER: Erik Riegel

SIGNATURE of SAMPLER: Erik Riegel

DATE Signed: 5/12/22

TEMP in C	Received on Ice (Y/N)	Custody Sealed Cooler (Y/N)	Samples Intact (Y/N)

Pace

CHAIN-OF-CUSTODY / Analytical Request Document

The Chain-of-Custody is a LEGAL DOCUMENT. All relevant fields must be completed accurately.

Submitting a sample via this chain of custody constitutes acknowledgment and acceptance of the Pace Terms and Conditions found at https://info.pacelabs.com/hubfs/pas-standard-terms.pdf.

Page : 1 Of 1

Section A Required Client Information:	Section B Required Project Information:	Section C Invoice Information:	
Company: AECOM	Report To: Andrew Wreschnig	Attention:	
Address: 6000 Fairview Road	Copy To:	Company Name:	Regulatory Agency
Suite 200, Charlotte, NC 28226		Address:	
Email: andrew.wreschnig@aecom.com	Purchase Order #:	Pace Quote: 60674226	
Phone: (704)522-0330 Fax	Project Name: CPC Huntersville SW	Pace Project Manager: bonnie.vang@pacelabs.com,	State / Location
Requested Due Date:	Project #:	Pace Profile #: 12518-6	NC

ITEM #	SAMPLE ID (One Character per box. (A-Z, 0-9 / , -) Sample Ids must be unique)	MATRIX CODE (see valid codes to left)	SAMPLE TYPE (G=GRAB C=COMP)	COLLECTED START DATE	COLLECTED START TIME	COLLECTED END DATE	COLLECTED END TIME	SAMPLE TEMP AT COLLECTION	# OF CONTAINERS	Preservatives: Unpreserved	H2SO4	HNO3	HCl	NaOH	Na2S2O3	Methanol	Other	Analyses Test Y/N	VOC 8260-BTEX	GRO 8015	Trip BLANK	Residual Chlorine (Y/N)	92604307
1	Trip Blank	WT	-	-	-				2				X								X		013
2																							
3																							
4																							
5																							
6																							
7																							
8																							
9																							
10																							
11																							
12																							

ADDITIONAL COMMENTS	RELINQUISHED BY / AFFILIATION	DATE	TIME	ACCEPTED BY / AFFILIATION	DATE	TIME	SAMPLE CONDITIONS			
	E Rigel / AECOM	5/12/22	1525	CS Pace	5/12/22	1526	Y	N	Y	

SAMPLER NAME AND SIGNATURE

PRINT Name of SAMPLER: Erik Rigel

SIGNATURE of SAMPLER: E Rigel DATE Signed: 5/12/22

TEMP in C	Received on Ice (Y/N)	Custody Sealed Cooler (Y/N)	Samples Intact (Y/N)

Data Validation Checklist
Organic and Inorganic Analyses

Project:	Colonial Pipeline Huntersville	Project No:	60674226
Work Order:	92604307	Methods:	SW-846 8260D VOC (BTEX)
Laboratory:	Pace Analytical Services - Charlotte	Associated Sample IDs:	Refer to **Attachment A** (Sample summary)
Matrix:	Surface Water	Sample Dates:	05/12/2022
Reviewer:	Julianne McCurdy, AECOM	Date:	06/10/2022
Concurrence[1]:	Zachary Neigh, AECOM	Date:	06/21/2022

Review Questions	Yes	No	N/A	Samples (Analytes) Affected/Comments	Flag
1. Were holding times met?	✓			8260D and 8015C: ≤14 days (preserved).	
2. Were sample storage and preservation requirements met?	✓			• The temperature of containers upon receipt at the laboratory met EPA storage requirements of ≤6°C. • Zero headspace was observed in VOA vials containing all water samples at time of analysis. • The laboratory verified that samples were properly preserved for all parameters.	
3. Were measurement results for all project-specified target analytes reported?	✓				
4. Were project-specified Reporting Limits Objectives achieved?	✓				
5. Do sample prep dates occur before analytical dates?	✓				
6. Was a method blank analyzed with each batch?	✓				
8. Were target analytes reported in the laboratory blanks above the DL?	✓			8015C: Method Blank 3650684[2]: Gas Range Organics (C6-C10) @ 0.036 J ug/L (RL 0.08, DL 0.034)	
9. Were target analytes reported in field blank analyses (e.g., trip, ~~ambient, field, or~~ equipment) above the DL?		✓			
10. Were analytes detected in samples at concentrations below the BCAL?	✓			BCAL: Gas Range Organics (C6-C10) @ 0.18 ug/L Associated detected sample results below the BCAL are qualified due the presence of blank contamination. The sample detetction limit was elevated to the amount found in the sample and the result was U-flagged.	U
11. Was a field duplicate analyzed?		✓		DUP-1-20220512 is the field duplicate of SW-19-20220512	
12. Was precision deemed acceptable as defined by DV Guidelines?			✓	Precision could not be evaluated as all results were non-detect.	
13. Was a LCS analyzed with each batch?	✓				
14. Were LCS' recoveries within lab/project[3] specifications?	✓			LCS only	
15. Were LCS/LCSD RPD within lab specifications?			✓		
16. Was a MS/MSD pair analyzed with each batch?	✓				
17. Is the MS/MSD parent sample a project-specific sample? *Only project-specific samples have been listed.*	✓			• 8015: 92604307002 (SW-3-20220512), MS/MSD • 8260D: 92604307002 (SW-3-20220512), MS/MSD	

[1] Lead verifier
[2] Associated samples: 92604307002 and 92604307008
[3] For best data management practice, recovery should fall within the more stringent of laboratory control limits OR 60 to 140% of the true value.

Data Validation Checklist (Continued)

Review Questions	Yes	No	N/A	Samples (Analytes) Affected/Comments	Flag
18. Were MS/MSD recoveries within lab and project[2] specifications? *Only QC results for project samples analyzed and reported under this laboratory report number are evaluated.*	✓				
19. Were MS/MSD RPD within lab specifications? *Only QC results for project samples analyzed and reported under this laboratory report number are evaluated.*	✓				
20. Was a post digestion spike analyzed for inorganics? *Only project-specific samples have been listed.*			✓		
21. Was a project-specific sample selected by the laboratory for the post digestion spike analysis?			✓		
22. Were post-digestion spike recoveries within lab/project specifications? *Only QC results for project samples are evaluated.*			✓		
23. Was a serial dilution analysis for inorganics?			✓		
24. Is the serial dilution parent sample a project-specific sample? *Only project-specific samples have been listed.*			✓		
25. Is the percent difference between the serially diluted result and undiluted result less 10% (for those analytes with native concentrations greater than 50x the DL)? *Only QC results for project samples are evaluated.*			✓		
26. Was a laboratory duplicate analyzed?		✓			
27. Is the laboratory duplicate sample a project-specific sample? *Only project-specific samples have been listed.*			✓		
28. Do laboratory duplicate results meet lab specifications? *Only QC results for project samples analyzed and reported under this laboratory report number are evaluated.*	✓				
29. For organics, were initial and continuing calibration standards analyzed at the lab/project-specified frequency for each instrument?			✓	Not evaluated; not part of the scope of work.	
30. Were tuning and a calibration results within laboratory, method, and project specifications?			✓	Not evaluated; not part of the scope of work.	
31. Were surrogate recoveries within lab specifications?	✓				
32. Were internal standard results within lab specifications?			✓	Not evaluated; not part of the scope of work.	
33. Were sample results, which were determined by GC/HPLC, confirmed using a second column of dissimilar stationary phase or detector, and the %D between primary and secondary results less than 40 for all detected analytes?			✓		
34. Were TIC reported and were reported results qualified as estimated concentrations?			✓		
35. Is the moisture content in any soil/sediment sample greater than 70%? If yes, then results should be reported on a wet-weight basis.			✓		

Review Questions	Yes	No	N/A	Samples (Analytes) Affected/Comments	Flag
36. Were lab comments included in report? If yes, summarize contents or attach a copy of the narrative.		✓			

Comments:

All sample concentrations that are less than the RL but greater than the MDL are considered estimated (J-flagged).

The data review process was modeled after the *USEPA CLP NFG for Superfund Organic Methods Data Review* (EPA, November 2020). Sample results have been qualified based on the results of the data review process (**Attachment C)**. In performing the data evaluation, AECOM assumed that the data reported by the laboratory are complete, compliant, and an accurate representation of the raw data. Criteria for acceptability of data were based upon available site information, analytical method requirements, guidance documents, and professional judgment.

Flag Definitions:

E Exceeds calibration range
J Estimated value
J+ Estimated value, biased high
J- Estimated value, biased low
UJ Not detected and the detection limit is estimated
U Not present above the associated level; blank contamination exists
R Unusable data

Acronyms:

%D Percent difference
°C Degrees Celsius
BTEX Benzene, toluene, ethylbenzene, and xylenes
CLP Contract Laboratory Program
DF Dilution factor
DL Detection limit
DV Data validation
EPA Environmental Protection Agency
GC Gas chromatography
GRO Gasoline range organics
HPLC High pressure liquid chromatography
LCS Laboratory control sample
LCSD Laboratory control sample duplicate
MDL Method detection limit
MS Matrix spike
MSD Matrix spike duplicate
NFG National Functional Guidelines
QC Quality control
RL Reporting limit
RPD Relative percent difference
SW-846 *Test Methods for Evaluating Solid Waste, Physical/Chemical Methods*, EPA
TIC Tentatively identified compound
VOA Volatile organic analysis
VOC Volatile organic compounds

ATTACHMENT A

SAMPLE SUMMARY

Pace Analytical Services, LLC
9800 Kincey Ave. Suite 100
Huntersville, NC 28078
(704)875-9092

SAMPLE SUMMARY

Project: CPC HUNTERSVILLE SW
Pace Project No.: 92604307

Lab ID	Sample ID	Matrix	Date Collected	Date Received
92604307001	**SW-2-20220512**	Water	05/12/22 09:40	05/12/22 15:25
92604307002	**SW-3-20220512**	Water	05/12/22 10:00	05/12/22 15:25
92604307003	**SW-19-20220512**	Water	05/12/22 10:30	05/12/22 15:25
92604307004	**SW-13-20220512**	Water	05/12/22 11:00	05/12/22 15:25
92604307005	**SW-G-20220512**	Water	05/12/22 13:15	05/12/22 15:25
92604307006	**SEEP-2 CONFLUENCE 20220512**	Water	05/12/22 13:20	05/12/22 15:25
92604307007	**SEEP-2-20220512**	Water	05/12/22 13:25	05/12/22 15:25
92604307008	**SEEP-1 CONFLUENCE 20220512**	Water	05/12/22 13:30	05/12/22 15:25
92604307009	**SEEP-1-20220512**	Water	05/12/22 13:35	05/12/22 15:25
92604307010	**SW-4-20220512**	Water	05/12/22 14:15	05/12/22 15:25
92604307011	**EB-1-20220512**	Water	05/12/22 12:30	05/12/22 15:25
92604307012	**DUP-1-20220512**	Water	05/12/22 00:00	05/12/22 15:25
92604307013	**TRIP BLANK**	Water	05/12/22 00:00	05/12/22 15:25

REPORT OF LABORATORY ANALYSIS

This report shall not be reproduced, except in full,
without the written consent of Pace Analytical Services, LLC.

ATTACHMENT B

QUALIFIED SAMPLE RESULTS

Pace Analytical Services, LLC
9800 Kincey Ave. Suite 100
Huntersville, NC 28078
(704)875-9092

ANALYTICAL RESULTS

Project: CPC HUNTERSVILLE SW
Pace Project No.: 92604307

Sample: SW-2-20220512 **Lab ID: 92604307001** Collected: 05/12/22 09:40 Received: 05/12/22 15:25 Matrix: Water

Parameters	Results	Units	Report Limit	MDL	DF	Prepared	Analyzed	CAS No.	Qual
Gasoline Range Organics	Analytical Method: EPA 5030B/8015C Pace Analytical Services - Charlotte								
Gas Range Organics (C6-C10)	ND	mg/L	0.080	0.034	1		05/23/22 16:15		
Surrogates									
4-Bromofluorobenzene (S)	91	%	70-130		1		05/23/22 16:15	460-00-4	
8260D MSV Low Level	Analytical Method: EPA 8260D Pace Analytical Services - Charlotte								
Benzene	ND	ug/L	1.0	0.34	1		05/13/22 17:31	71-43-2	
Ethylbenzene	ND	ug/L	1.0	0.30	1		05/13/22 17:31	100-41-4	
Toluene	ND	ug/L	1.0	0.48	1		05/13/22 17:31	108-88-3	
Xylene (Total)	ND	ug/L	1.0	0.34	1		05/13/22 17:31	1330-20-7	
m&p-Xylene	ND	ug/L	2.0	0.71	1		05/13/22 17:31	179601-23-1	
o-Xylene	ND	ug/L	1.0	0.34	1		05/13/22 17:31	95-47-6	
Surrogates									
4-Bromofluorobenzene (S)	103	%	70-130		1		05/13/22 17:31	460-00-4	
1,2-Dichloroethane-d4 (S)	99	%	70-130		1		05/13/22 17:31	17060-07-0	
Toluene-d8 (S)	106	%	70-130		1		05/13/22 17:31	2037-26-5	

REPORT OF LABORATORY ANALYSIS

This report shall not be reproduced, except in full,
without the written consent of Pace Analytical Services, LLC.

Pace Analytical Services, LLC
9800 Kincey Ave. Suite 100
Huntersville, NC 28078
(704)875-9092

ANALYTICAL RESULTS

Project: CPC HUNTERSVILLE SW
Pace Project No.: 92604307

Sample: SW-3-20220512 **Lab ID: 92604307002** Collected: 05/12/22 10:00 Received: 05/12/22 15:25 Matrix: Water

Parameters	Results	Units	Report Limit	MDL	DF	Prepared	Analyzed	CAS No.	Qual
Gasoline Range Organics	Analytical Method: EPA 5030B/8015C Pace Analytical Services - Charlotte								
Gas Range Organics (C6-C10)	ND	mg/L	0.080	0.034	1		05/23/22 15:47		
Surrogates									
4-Bromofluorobenzene (S)	92	%	70-130		1		05/23/22 15:47	460-00-4	
8260D MSV Low Level	Analytical Method: EPA 8260D Pace Analytical Services - Charlotte								
Benzene	ND	ug/L	1.0	0.34	1		05/13/22 16:02	71-43-2	
Ethylbenzene	ND	ug/L	1.0	0.30	1		05/13/22 16:02	100-41-4	
Toluene	ND	ug/L	1.0	0.48	1		05/13/22 16:02	108-88-3	
Xylene (Total)	ND	ug/L	1.0	0.34	1		05/13/22 16:02	1330-20-7	
m&p-Xylene	ND	ug/L	2.0	0.71	1		05/13/22 16:02	179601-23-1	
o-Xylene	ND	ug/L	1.0	0.34	1		05/13/22 16:02	95-47-6	
Surrogates									
4-Bromofluorobenzene (S)	102	%	70-130		1		05/13/22 16:02	460-00-4	
1,2-Dichloroethane-d4 (S)	101	%	70-130		1		05/13/22 16:02	17060-07-0	
Toluene-d8 (S)	106	%	70-130		1		05/13/22 16:02	2037-26-5	

This report shall not be reproduced, except in full,
without the written consent of Pace Analytical Services, LLC.

Pace Analytical Services, LLC
9800 Kincey Ave. Suite 100
Huntersville, NC 28078
(704)875-9092

ANALYTICAL RESULTS

Project: CPC HUNTERSVILLE SW
Pace Project No.: 92604307

Sample: SW-19-20220512 **Lab ID: 92604307003** Collected: 05/12/22 10:30 Received: 05/12/22 15:25 Matrix: Water

Parameters	Results	Units	Report Limit	MDL	DF	Prepared	Analyzed	CAS No.	Qual
Gasoline Range Organics	Analytical Method: EPA 5030B/8015C Pace Analytical Services - Charlotte								
Gas Range Organics (C6-C10)	ND	mg/L	0.080	0.034	1		05/23/22 16:43		
Surrogates									
4-Bromofluorobenzene (S)	89	%	70-130		1		05/23/22 16:43	460-00-4	
8260D MSV Low Level	Analytical Method: EPA 8260D Pace Analytical Services - Charlotte								
Benzene	ND	ug/L	1.0	0.34	1		05/13/22 16:20	71-43-2	
Ethylbenzene	ND	ug/L	1.0	0.30	1		05/13/22 16:20	100-41-4	
Toluene	ND	ug/L	1.0	0.48	1		05/13/22 16:20	108-88-3	
Xylene (Total)	ND	ug/L	1.0	0.34	1		05/13/22 16:20	1330-20-7	
m&p-Xylene	ND	ug/L	2.0	0.71	1		05/13/22 16:20	179601-23-1	
o-Xylene	ND	ug/L	1.0	0.34	1		05/13/22 16:20	95-47-6	
Surrogates									
4-Bromofluorobenzene (S)	105	%	70-130		1		05/13/22 16:20	460-00-4	
1,2-Dichloroethane-d4 (S)	106	%	70-130		1		05/13/22 16:20	17060-07-0	
Toluene-d8 (S)	107	%	70-130		1		05/13/22 16:20	2037-26-5	

REPORT OF LABORATORY ANALYSIS

This report shall not be reproduced, except in full,
without the written consent of Pace Analytical Services, LLC.

Pace Analytical Services, LLC
9800 Kincey Ave. Suite 100
Huntersville, NC 28078
(704)875-9092

ANALYTICAL RESULTS

Project: CPC HUNTERSVILLE SW
Pace Project No.: 92604307

Sample: SW-13-20220512 **Lab ID: 92604307004** Collected: 05/12/22 11:00 Received: 05/12/22 15:25 Matrix: Water

Parameters	Results	Units	Report Limit	MDL	DF	Prepared	Analyzed	CAS No.	Qual
Gasoline Range Organics	Analytical Method: EPA 5030B/8015C Pace Analytical Services - Charlotte								
Gas Range Organics (C6-C10)	ND	mg/L	0.080	0.034	1		05/23/22 17:12		
Surrogates									
4-Bromofluorobenzene (S)	91	%	70-130		1		05/23/22 17:12	460-00-4	
8260D MSV Low Level	Analytical Method: EPA 8260D Pace Analytical Services - Charlotte								
Benzene	ND	ug/L	1.0	0.34	1		05/13/22 16:38	71-43-2	
Ethylbenzene	ND	ug/L	1.0	0.30	1		05/13/22 16:38	100-41-4	
Toluene	ND	ug/L	1.0	0.48	1		05/13/22 16:38	108-88-3	
Xylene (Total)	ND	ug/L	1.0	0.34	1		05/13/22 16:38	1330-20-7	
m&p-Xylene	ND	ug/L	2.0	0.71	1		05/13/22 16:38	179601-23-1	
o-Xylene	ND	ug/L	1.0	0.34	1		05/13/22 16:38	95-47-6	
Surrogates									
4-Bromofluorobenzene (S)	104	%	70-130		1		05/13/22 16:38	460-00-4	
1,2-Dichloroethane-d4 (S)	100	%	70-130		1		05/13/22 16:38	17060-07-0	
Toluene-d8 (S)	108	%	70-130		1		05/13/22 16:38	2037-26-5	

This report shall not be reproduced, except in full,
without the written consent of Pace Analytical Services, LLC.

Pace Analytical Services, LLC
9800 Kincey Ave. Suite 100
Huntersville, NC 28078
(704)875-9092

ANALYTICAL RESULTS

Project: CPC HUNTERSVILLE SW
Pace Project No.: 92604307

Sample: SW-G-20220512 **Lab ID: 92604307005** Collected: 05/12/22 13:15 Received: 05/12/22 15:25 Matrix: Water

Parameters	Results	Units	Report Limit	MDL	DF	Prepared	Analyzed	CAS No.	Qual
Gasoline Range Organics	Analytical Method: EPA 5030B/8015C Pace Analytical Services - Charlotte								
Gas Range Organics (C6-C10)	ND	mg/L	0.080	0.034	1		05/23/22 17:40		
Surrogates									
4-Bromofluorobenzene (S)	94	%	70-130		1		05/23/22 17:40	460-00-4	
8260D MSV Low Level	Analytical Method: EPA 8260D Pace Analytical Services - Charlotte								
Benzene	ND	ug/L	1.0	0.34	1		05/13/22 16:56	71-43-2	
Ethylbenzene	ND	ug/L	1.0	0.30	1		05/13/22 16:56	100-41-4	
Toluene	ND	ug/L	1.0	0.48	1		05/13/22 16:56	108-88-3	
Xylene (Total)	ND	ug/L	1.0	0.34	1		05/13/22 16:56	1330-20-7	
m&p-Xylene	ND	ug/L	2.0	0.71	1		05/13/22 16:56	179601-23-1	
o-Xylene	ND	ug/L	1.0	0.34	1		05/13/22 16:56	95-47-6	
Surrogates									
4-Bromofluorobenzene (S)	103	%	70-130		1		05/13/22 16:56	460-00-4	
1,2-Dichloroethane-d4 (S)	108	%	70-130		1		05/13/22 16:56	17060-07-0	
Toluene-d8 (S)	108	%	70-130		1		05/13/22 16:56	2037-26-5	

This report shall not be reproduced, except in full,
without the written consent of Pace Analytical Services, LLC.

Pace Analytical Services, LLC
9800 Kincey Ave. Suite 100
Huntersville, NC 28078
(704)875-9092

ANALYTICAL RESULTS

Project: CPC HUNTERSVILLE SW
Pace Project No.: 92604307

Sample: SEEP-2 CONFLUENCE 20220512 **Lab ID: 92604307006** Collected: 05/12/22 13:20 Received: 05/12/22 15:25 Matrix: Water

Parameters	Results	Units	Report Limit	MDL	DF	Prepared	Analyzed	CAS No.	Qual
Gasoline Range Organics	Analytical Method: EPA 5030B/8015C Pace Analytical Services - Charlotte								
Gas Range Organics (C6-C10)	ND	mg/L	0.080	0.034	1		05/23/22 18:08		
Surrogates									
4-Bromofluorobenzene (S)	91	%	70-130		1		05/23/22 18:08	460-00-4	
8260D MSV Low Level	Analytical Method: EPA 8260D Pace Analytical Services - Charlotte								
Benzene	ND	ug/L	1.0	0.34	1		05/13/22 18:43	71-43-2	
Ethylbenzene	ND	ug/L	1.0	0.30	1		05/13/22 18:43	100-41-4	
Toluene	ND	ug/L	1.0	0.48	1		05/13/22 18:43	108-88-3	
Xylene (Total)	ND	ug/L	1.0	0.34	1		05/13/22 18:43	1330-20-7	
m&p-Xylene	ND	ug/L	2.0	0.71	1		05/13/22 18:43	179601-23-1	
o-Xylene	ND	ug/L	1.0	0.34	1		05/13/22 18:43	95-47-6	
Surrogates									
4-Bromofluorobenzene (S)	103	%	70-130		1		05/13/22 18:43	460-00-4	
1,2-Dichloroethane-d4 (S)	102	%	70-130		1		05/13/22 18:43	17060-07-0	
Toluene-d8 (S)	105	%	70-130		1		05/13/22 18:43	2037-26-5	

This report shall not be reproduced, except in full,
without the written consent of Pace Analytical Services, LLC.

Pace Analytical Services, LLC
9800 Kincey Ave. Suite 100
Huntersville, NC 28078
(704)875-9092

ANALYTICAL RESULTS

Project: CPC HUNTERSVILLE SW
Pace Project No.: 92604307

Sample: SEEP-2-20220512 **Lab ID: 92604307007** Collected: 05/12/22 13:25 Received: 05/12/22 15:25 Matrix: Water

Parameters	Results	Units	Report Limit	MDL	DF	Prepared	Analyzed	CAS No.	Qual
Gasoline Range Organics	Analytical Method: EPA 5030B/8015C Pace Analytical Services - Charlotte								
Gas Range Organics (C6-C10)	ND	mg/L	0.080	0.034	1		05/23/22 18:36		
Surrogates									
4-Bromofluorobenzene (S)	93	%	70-130		1		05/23/22 18:36	460-00-4	
8260D MSV Low Level	Analytical Method: EPA 8260D Pace Analytical Services - Charlotte								
Benzene	ND	ug/L	1.0	0.34	1		05/13/22 17:49	71-43-2	
Ethylbenzene	ND	ug/L	1.0	0.30	1		05/13/22 17:49	100-41-4	
Toluene	ND	ug/L	1.0	0.48	1		05/13/22 17:49	108-88-3	
Xylene (Total)	ND	ug/L	1.0	0.34	1		05/13/22 17:49	1330-20-7	
m&p-Xylene	ND	ug/L	2.0	0.71	1		05/13/22 17:49	179601-23-1	
o-Xylene	ND	ug/L	1.0	0.34	1		05/13/22 17:49	95-47-6	
Surrogates									
4-Bromofluorobenzene (S)	101	%	70-130		1		05/13/22 17:49	460-00-4	
1,2-Dichloroethane-d4 (S)	95	%	70-130		1		05/13/22 17:49	17060-07-0	
Toluene-d8 (S)	105	%	70-130		1		05/13/22 17:49	2037-26-5	

This report shall not be reproduced, except in full,
without the written consent of Pace Analytical Services, LLC.

Pace Analytical Services, LLC
9800 Kincey Ave. Suite 100
Huntersville, NC 28078
(704)875-9092

ANALYTICAL RESULTS

Project: CPC HUNTERSVILLE SW
Pace Project No.: 92604307

Sample: SEEP-1 CONFLUENCE 20220512 **Lab ID: 92604307008** Collected: 05/12/22 13:30 Received: 05/12/22 15:25 Matrix: Water

Parameters	Results	Units	Report Limit	MDL	DF	Prepared	Analyzed	CAS No.	Qual
Gasoline Range Organics	Analytical Method: EPA 5030B/8015C Pace Analytical Services - Charlotte								
Gas Range Organics (C6-C10)	**0.039~~J~~** U	mg/L	0.080	~~0.034~~ 0.039	1		05/19/22 19:37		~~B~~
Surrogates									
4-Bromofluorobenzene (S)	104	%	70-130		1		05/19/22 19:37	460-00-4	
8260D MSV Low Level	Analytical Method: EPA 8260D Pace Analytical Services - Charlotte								
Benzene	ND	ug/L	1.0	0.34	1		05/13/22 18:07	71-43-2	
Ethylbenzene	ND	ug/L	1.0	0.30	1		05/13/22 18:07	100-41-4	
Toluene	**1.1**	ug/L	1.0	0.48	1		05/13/22 18:07	108-88-3	
Xylene (Total)	ND	ug/L	1.0	0.34	1		05/13/22 18:07	1330-20-7	
m&p-Xylene	ND	ug/L	2.0	0.71	1		05/13/22 18:07	179601-23-1	
o-Xylene	ND	ug/L	1.0	0.34	1		05/13/22 18:07	95-47-6	
Surrogates									
4-Bromofluorobenzene (S)	101	%	70-130		1		05/13/22 18:07	460-00-4	
1,2-Dichloroethane-d4 (S)	98	%	70-130		1		05/13/22 18:07	17060-07-0	
Toluene-d8 (S)	104	%	70-130		1		05/13/22 18:07	2037-26-5	

REPORT OF LABORATORY ANALYSIS

This report shall not be reproduced, except in full,
without the written consent of Pace Analytical Services, LLC.

Pace Analytical Services, LLC
9800 Kincey Ave. Suite 100
Huntersville, NC 28078
(704)875-9092

ANALYTICAL RESULTS

Project: CPC HUNTERSVILLE SW
Pace Project No.: 92604307

Sample: SEEP-1-20220512 **Lab ID: 92604307009** Collected: 05/12/22 13:35 Received: 05/12/22 15:25 Matrix: Water

Parameters	Results	Units	Report Limit	MDL	DF	Prepared	Analyzed	CAS No.	Qual
Gasoline Range Organics	Analytical Method: EPA 5030B/8015C Pace Analytical Services - Charlotte								
Gas Range Organics (C6-C10)	ND	mg/L	0.080	0.034	1		05/23/22 19:32		
Surrogates									
4-Bromofluorobenzene (S)	92	%	70-130		1		05/23/22 19:32	460-00-4	
8260D MSV Low Level	Analytical Method: EPA 8260D Pace Analytical Services - Charlotte								
Benzene	ND	ug/L	1.0	0.34	1		05/13/22 18:25	71-43-2	
Ethylbenzene	ND	ug/L	1.0	0.30	1		05/13/22 18:25	100-41-4	
Toluene	ND	ug/L	1.0	0.48	1		05/13/22 18:25	108-88-3	
Xylene (Total)	ND	ug/L	1.0	0.34	1		05/13/22 18:25	1330-20-7	
m&p-Xylene	ND	ug/L	2.0	0.71	1		05/13/22 18:25	179601-23-1	
o-Xylene	ND	ug/L	1.0	0.34	1		05/13/22 18:25	95-47-6	
Surrogates									
4-Bromofluorobenzene (S)	103	%	70-130		1		05/13/22 18:25	460-00-4	
1,2-Dichloroethane-d4 (S)	103	%	70-130		1		05/13/22 18:25	17060-07-0	
Toluene-d8 (S)	106	%	70-130		1		05/13/22 18:25	2037-26-5	

This report shall not be reproduced, except in full,
without the written consent of Pace Analytical Services, LLC.

Pace Analytical Services, LLC
9800 Kincey Ave. Suite 100
Huntersville, NC 28078
(704)875-9092

ANALYTICAL RESULTS

Project: CPC HUNTERSVILLE SW
Pace Project No.: 92604307

Sample: SW-4-20220512 **Lab ID: 92604307010** Collected: 05/12/22 14:15 Received: 05/12/22 15:25 Matrix: Water

Parameters	Results	Units	Report Limit	MDL	DF	Prepared	Analyzed	CAS No.	Qual
Gasoline Range Organics	Analytical Method: EPA 5030B/8015C Pace Analytical Services - Charlotte								
Gas Range Organics (C6-C10)	ND	mg/L	0.080	0.034	1		05/23/22 20:00		
Surrogates									
4-Bromofluorobenzene (S)	93	%	70-130		1		05/23/22 20:00	460-00-4	
8260D MSV Low Level	Analytical Method: EPA 8260D Pace Analytical Services - Charlotte								
Benzene	ND	ug/L	1.0	0.34	1		05/13/22 17:13	71-43-2	
Ethylbenzene	ND	ug/L	1.0	0.30	1		05/13/22 17:13	100-41-4	
Toluene	ND	ug/L	1.0	0.48	1		05/13/22 17:13	108-88-3	
Xylene (Total)	ND	ug/L	1.0	0.34	1		05/13/22 17:13	1330-20-7	
m&p-Xylene	ND	ug/L	2.0	0.71	1		05/13/22 17:13	179601-23-1	
o-Xylene	ND	ug/L	1.0	0.34	1		05/13/22 17:13	95-47-6	
Surrogates									
4-Bromofluorobenzene (S)	102	%	70-130		1		05/13/22 17:13	460-00-4	
1,2-Dichloroethane-d4 (S)	101	%	70-130		1		05/13/22 17:13	17060-07-0	
Toluene-d8 (S)	106	%	70-130		1		05/13/22 17:13	2037-26-5	

REPORT OF LABORATORY ANALYSIS

This report shall not be reproduced, except in full,
without the written consent of Pace Analytical Services, LLC.

Pace Analytical Services, LLC
9800 Kincey Ave. Suite 100
Huntersville, NC 28078
(704)875-9092

ANALYTICAL RESULTS

Project: CPC HUNTERSVILLE SW
Pace Project No.: 92604307

Sample: EB-1-20220512 **Lab ID: 92604307011** Collected: 05/12/22 12:30 Received: 05/12/22 15:25 Matrix: Water

Parameters	Results	Units	Report Limit	MDL	DF	Prepared	Analyzed	CAS No.	Qual
Gasoline Range Organics	Analytical Method: EPA 5030B/8015C Pace Analytical Services - Charlotte								
Gas Range Organics (C6-C10)	ND	mg/L	0.080	0.034	1		05/23/22 14:51		
Surrogates									
4-Bromofluorobenzene (S)	94	%	70-130		1		05/23/22 14:51	460-00-4	
8260D MSV Low Level	Analytical Method: EPA 8260D Pace Analytical Services - Charlotte								
Benzene	ND	ug/L	1.0	0.34	1		05/13/22 13:39	71-43-2	
Ethylbenzene	ND	ug/L	1.0	0.30	1		05/13/22 13:39	100-41-4	
Toluene	ND	ug/L	1.0	0.48	1		05/13/22 13:39	108-88-3	
Xylene (Total)	ND	ug/L	1.0	0.34	1		05/13/22 13:39	1330-20-7	
m&p-Xylene	ND	ug/L	2.0	0.71	1		05/13/22 13:39	179601-23-1	
o-Xylene	ND	ug/L	1.0	0.34	1		05/13/22 13:39	95-47-6	
Surrogates									
4-Bromofluorobenzene (S)	102	%	70-130		1		05/13/22 13:39	460-00-4	
1,2-Dichloroethane-d4 (S)	96	%	70-130		1		05/13/22 13:39	17060-07-0	
Toluene-d8 (S)	107	%	70-130		1		05/13/22 13:39	2037-26-5	

REPORT OF LABORATORY ANALYSIS

This report shall not be reproduced, except in full,
without the written consent of Pace Analytical Services, LLC.

Pace Analytical Services, LLC
9800 Kincey Ave. Suite 100
Huntersville, NC 28078
(704)875-9092

ANALYTICAL RESULTS

Project: CPC HUNTERSVILLE SW
Pace Project No.: 92604307

Sample: DUP-1-20220512 **Lab ID: 92604307012** Collected: 05/12/22 00:00 Received: 05/12/22 15:25 Matrix: Water

Parameters	Results	Units	Report Limit	MDL	DF	Prepared	Analyzed	CAS No.	Qual
Gasoline Range Organics	Analytical Method: EPA 5030B/8015C Pace Analytical Services - Charlotte								
Gas Range Organics (C6-C10)	ND	mg/L	0.080	0.034	1		05/23/22 15:19		
Surrogates									
4-Bromofluorobenzene (S)	90	%	70-130		1		05/23/22 15:19	460-00-4	
8260D MSV Low Level	Analytical Method: EPA 8260D Pace Analytical Services - Charlotte								
Benzene	ND	ug/L	1.0	0.34	1		05/13/22 19:00	71-43-2	
Ethylbenzene	ND	ug/L	1.0	0.30	1		05/13/22 19:00	100-41-4	
Toluene	ND	ug/L	1.0	0.48	1		05/13/22 19:00	108-88-3	
Xylene (Total)	ND	ug/L	1.0	0.34	1		05/13/22 19:00	1330-20-7	
m&p-Xylene	ND	ug/L	2.0	0.71	1		05/13/22 19:00	179601-23-1	
o-Xylene	ND	ug/L	1.0	0.34	1		05/13/22 19:00	95-47-6	
Surrogates									
4-Bromofluorobenzene (S)	102	%	70-130		1		05/13/22 19:00	460-00-4	
1,2-Dichloroethane-d4 (S)	95	%	70-130		1		05/13/22 19:00	17060-07-0	
Toluene-d8 (S)	105	%	70-130		1		05/13/22 19:00	2037-26-5	

REPORT OF LABORATORY ANALYSIS

This report shall not be reproduced, except in full,
without the written consent of Pace Analytical Services, LLC.

Pace Analytical Services, LLC
9800 Kincey Ave. Suite 100
Huntersville, NC 28078
(704)875-9092

ANALYTICAL RESULTS

Project: CPC HUNTERSVILLE SW
Pace Project No.: 92604307

Sample: TRIP BLANK **Lab ID: 92604307013** Collected: 05/12/22 00:00 Received: 05/12/22 15:25 Matrix: Water

Parameters	Results	Units	Report Limit	MDL	DF	Prepared	Analyzed	CAS No.	Qual
8260D MSV Low Level	Analytical Method: EPA 8260D Pace Analytical Services - Charlotte								
Benzene	ND	ug/L	1.0	0.34	1		05/13/22 13:57	71-43-2	
Ethylbenzene	ND	ug/L	1.0	0.30	1		05/13/22 13:57	100-41-4	
Toluene	ND	ug/L	1.0	0.48	1		05/13/22 13:57	108-88-3	
Xylene (Total)	ND	ug/L	1.0	0.34	1		05/13/22 13:57	1330-20-7	
m&p-Xylene	ND	ug/L	2.0	0.71	1		05/13/22 13:57	179601-23-1	
o-Xylene	ND	ug/L	1.0	0.34	1		05/13/22 13:57	95-47-6	
Surrogates									
4-Bromofluorobenzene (S)	103	%	70-130		1		05/13/22 13:57	460-00-4	
1,2-Dichloroethane-d4 (S)	94	%	70-130		1		05/13/22 13:57	17060-07-0	
Toluene-d8 (S)	105	%	70-130		1		05/13/22 13:57	2037-26-5	

REPORT OF LABORATORY ANALYSIS

This report shall not be reproduced, except in full,
without the written consent of Pace Analytical Services, LLC.

Data Validation Checklist
Organic and Inorganic Analyses

Project:	Colonial Pipeline Huntersville	Project No:	60674226
Work Order:	92605777	Methods:	SW-846 8260D VOC (BTEX)
Laboratory:	Pace Analytical Services - Charlotte	Associated Sample IDs:	Refer to **Attachment A** (Sample summary)
Matrix:	Surface Water	Sample Dates:	05/12/2022
Reviewer:	Julianne McCurdy, AECOM	Date:	06/10/2022
Concurrence[1]:	Zachary Neigh, AECOM	Date:	06/21/2022

Review Questions	Yes	No	N/A	Samples (Analytes) Affected/Comments	Flag
1. Were holding times met?	✓			8260D: ≤14 days (preserved).	
2. Were sample storage and preservation requirements met?	✓			• The temperature of containers upon receipt at the laboratory met EPA storage requirements of ≤6°C. • Zero headspace was observed in VOA vials containing all water samples at time of analysis. • The laboratory verified that samples were properly preserved for all parameters.	
3. Were measurement results for all project-specified target analytes reported?	✓				
4. Were project-specified Reporting Limits Objectives achieved?	✓				
5. Do sample prep dates occur before analytical dates?			✓		
6. Was a method blank analyzed with each batch?	✓				
8. Were target analytes reported in the laboratory blanks above the DL?		✓			
9. Were target analytes reported in field blank analyses (e.g., trip, ~~ambient, field, or~~ equipment) above the DL?			✓		
10. Were analytes detected in samples at concentrations similar to that observed in blanks?			✓	Blank contamination does not exist.	
11. Was a field duplicate analyzed?			✓		
12. Was precision deemed acceptable as defined by DV Guidelines?			✓		
13. Was a LCS analyzed with each batch?	✓				
14. Were LCS' recoveries within lab/project[2] specifications?	✓			LCS only	
15. Were LCS/LCSD RPD within lab specifications?			✓		
16. Was a MS/MSD pair analyzed with each batch?	✓				
17. Is the MS/MSD parent sample a project-specific sample? *Only project-specific samples have been listed.*		✓			
18. Were MS/MSD recoveries within lab and project[2] specifications? *Only QC results for project samples analyzed and reported under this laboratory report number are evaluated.*			✓		

[1] Lead verifier

[2] For best data management practice, recovery should fall within the more stringent of laboratory control limits OR 60 to 140% of the true value.

Data Validation Checklist (Continued)

Review Questions	Yes	No	N/A	Samples (Analytes) Affected/Comments	Flag
19. Were MS/MSD RPD within lab specifications? *Only QC results for project samples analyzed and reported under this laboratory report number are evaluated.*			✓		
20. Was a post digestion spike analyzed for inorganics? *Only project-specific samples have been listed.*			✓		
21. Was a project-specific sample selected by the laboratory for the post digestion spike analysis?			✓		
22. Were post-digestion spike recoveries within lab/project specifications? *Only QC results for project samples are evaluated.*			✓		
23. Was a serial dilution analysis for inorganics?			✓		
24. Is the serial dilution parent sample a project-specific sample? *Only project-specific samples have been listed.*			✓		
25. Is the percent difference between the serially diluted result and undiluted result less 10% (for those analytes with native concentrations greater than 50x the DL)? *Only QC results for project samples are evaluated.*			✓		
26. Was a laboratory duplicate analyzed?		✓			
27. Is the laboratory duplicate sample a project-specific sample? *Only project-specific samples have been listed.*			✓		
28. Do laboratory duplicate results meet lab specifications? *Only QC results for project samples analyzed and reported under this laboratory report number are evaluated.*			✓		
29. For organics, were initial and continuing calibration standards analyzed at the lab/project-specified frequency for each instrument?	✓				
30. Were tuning and a calibration results within laboratory, method, and project specifications?	✓				
31. Were surrogate recoveries within lab specifications?	✓				
32. Were internal standard results within lab specifications?	✓				
33. Were sample results, which were determined by GC/HPLC, confirmed using a second column of dissimilar stationary phase or detector, and the %D between primary and secondary results less than 40 for all detected analytes?			✓		
34. Were TIC reported and were reported results qualified as estimated concentrations?			✓		
35. Is the moisture content in any soil/sediment sample greater than 70%? If yes, then results should be reported on a wet-weight basis.			✓		
36. Were lab comments included in report? If yes, summarize contents or attach a copy of the narrative.		✓			
37. Were results verified with a Stage 3 recalulation?	✓			Recalculation was performed on SEEP-1 CONFLUENCE 20220512. See **Attachment B** for details.	

Review Questions	Yes	No	N/A	Samples (Analytes) Affected/Comments	Flag

Comments:

All sample concentrations that are less than the RL but greater than the MDL are considered estimated (J-flagged).

The data review process was modeled after the *USEPA CLP NFG for Superfund Organic Methods Data Review* (EPA, November 2020). Sample results have been qualified based on the results of the data review process (**Attachment C)**. In performing the data evaluation, AECOM assumed that the data reported by the laboratory are complete, compliant, and an accurate representation of the raw data. Criteria for acceptability of data were based upon available site information, analytical method requirements, guidance documents, and professional judgment.

Flag Definitions:

E Exceeds calibration range
J Estimated value
J+ Estimated value, biased high
J- Estimated value, biased low
UJ Not detected and the detection limit is estimated
U Not present above the associated level; blank contamination exists
R Unusable data

Acronyms:

%D Percent difference
°C Degrees Celsius
BTEX Benzene, toluene, ethylbenzene, and xylenes
CLP Contract Laboratory Program
DF Dilution factor
DL Detection limit
DV Data validation
EPA Environmental Protection Agency
GC Gas chromatography
GRO Gasoline range organics
HPLC High pressure liquid chromatography
LCS Laboratory control sample
LCSD Laboratory control sample duplicate
MDL Method detection limit
MS Matrix spike
MSD Matrix spike duplicate
NFG National Functional Guidelines
QC Quality control
RL Reporting limit
RPD Relative percent difference
SW-846 *Test Methods for Evaluating Solid Waste, Physical/Chemical Methods*, EPA
TIC Tentatively identified compound
VOA Volatile organic analysis
VOC Volatile organic compounds

ATTACHMENT A

SAMPLE SUMMARY

Pace Analytical Services, LLC
9800 Kincey Ave. Suite 100
Huntersville, NC 28078
(704)875-9092

SAMPLE SUMMARY

Project: CPC Huntersville (SW-Seep-1)
Pace Project No.: 92605777

Lab ID	Sample ID	Matrix	Date Collected	Date Received
92605777001	**SEEP-1 CONFLUENCE 20220512**	Water	05/12/22 13:30	05/12/22 15:25

This report shall not be reproduced, except in full,
without the written consent of Pace Analytical Services, LLC.

ATTACHMENT B

SAMPLE RECALCUATION

DATA VERIFICATION

ATTACHMENT E

Full Validation for SW-846 8260D SDG: **92605777**

Analyte: Toluene **Reference:** pp. 34-155

GC Used: 92MSV9

Initial Calibration Date: 05/20/22

Conc	*Area*	*RFStd/RFIS*	*Reported*
1.00	10232	**1.5067**	1.50674
5.00	43790	**1.2664**	1.26641
10.0	89388	**1.2563**	1.25631
20.0	183456	**1.2676**	1.26759
50.0	497024	**1.3501**	1.35008
100	1045700	**1.3428**	1.34276
200	2112824	**1.3592**	1.35921
	Avg RRF:	**1.33559**	**1.33559**
	%RSD:	**6.54**	**6.54195**

IStd: 1,4-Difluorobenzene

Conc	*Area*
50.0	339543
50.0	345781
50.0	355755
50.0	361820
50.0	368143
50.0	389384
50.0	388613

Continuing Calibration (Check against Initial RF)

				Calculated				Reported		
Sample ID	*Date*	*Area*	*Conc*	*RF*	*%D*	IS Area	IS Conc	*RF*	*%D*	Reference
24091235CCV	05/23/22 18:13	528483	50.0	**1.2983**	**2.79**	407063	50.0	1.29828	-2.793	pp. 157 & 166-171

Calculations

			Calculated		Calculated			Reported		
	ID	Area	Conc	Theor.	% Rec	IS Area	IS Conc	Conc	% Rec	Reference
qc	LCS 3653941	535293	**52.14**	50.0	**104.3**	384308	50.0	52.1	104	pp. 8 and 185-290
-1 smpl	SEEP-1 Confluence (92605777001)	9807	**1.041**	-	**-**	352714	50.0	1.0	-	pp. 7 and 24-27

Notes:

µg/L - Micrograms per liter

SW-846 - *Test Methods for Evaluating Solid Waste, Physical/Chemical Methods* (EPA)

Equations Defined:

RF: (AreaSample*ConcentrationIS)/(AreaIS*ConcentrationSample)

%RSD: (Standard Deviation of Population/Initial Calibration Average RF) * 100

% D: {(Value 1 - Value 2)/((Value 1 + Value 2)/2)} * 100

Conc: (SampleArea*Isconc)/(Isarea*RRF)

% Rec: (Actual Concentration/Theoretical Concentration) * 100

ATTACHMENT C

QUALIFIED SAMPLE RESULTS

Pace Analytical Services, LLC
9800 Kincey Ave. Suite 100
Huntersville, NC 28078
(704)875-9092

ANALYTICAL RESULTS

Project: CPC Huntersville (SW-Seep-1)
Pace Project No.: 92605777

Sample: SEEP-1 CONFLUENCE 20220512 **Lab ID: 92605777001** Collected: 05/12/22 13:30 Received: 05/12/22 15:25 Matrix: Water

Parameters	Results	Units	Report Limit	MDL	DF	Prepared	Analyzed	CAS No.	Qual
8260D MSV Low Level	Analytical Method: EPA 8260D Pace Analytical Services - Charlotte								
Benzene	ND	ug/L	1.0	0.34	1		05/24/22 02:21	71-43-2	
Ethylbenzene	ND	ug/L	1.0	0.30	1		05/24/22 02:21	100-41-4	
Toluene	**1.0**	ug/L	1.0	0.48	1		05/24/22 02:21	108-88-3	
Xylene (Total)	ND	ug/L	1.0	0.34	1		05/24/22 02:21	1330-20-7	
m&p-Xylene	ND	ug/L	2.0	0.71	1		05/24/22 02:21	179601-23-1	
o-Xylene	ND	ug/L	1.0	0.34	1		05/24/22 02:21	95-47-6	
Surrogates									
4-Bromofluorobenzene (S)	99	%	70-130		1		05/24/22 02:21	460-00-4	
1,2-Dichloroethane-d4 (S)	107	%	70-130		1		05/24/22 02:21	17060-07-0	
Toluene-d8 (S)	98	%	70-130		1		05/24/22 02:21	2037-26-5	

REPORT OF LABORATORY ANALYSIS

This report shall not be reproduced, except in full,
without the written consent of Pace Analytical Services, LLC.

Data Validation Checklist
Organic and Inorganic Analyses

Project:	Colonial Pipeline Huntersville	Project No:	60674226
Work Order:	92605777	Methods:	SW-846 8260D VOC (BTEX)
Laboratory:	Pace Analytical Services - Charlotte	Associated Sample IDs:	Refer to **Attachment A** (Sample summary)
Matrix:	Surface Water	Sample Dates:	05/12/2022
Reviewer:	Julianne McCurdy, AECOM	Date:	06/10/2022
Concurrence[1]:	Zachary Neigh, AECOM	Date:	06/21/2022

Review Questions	Yes	No	N/A	Samples (Analytes) Affected/Comments	Flag
1. Were holding times met?	✓			8260D: ≤14 days (preserved).	
2. Were sample storage and preservation requirements met?	✓			• The temperature of containers upon receipt at the laboratory met EPA storage requirements of ≤6°C. • Zero headspace was observed in VOA vials containing all water samples at time of analysis. • The laboratory verified that samples were properly preserved for all parameters.	
3. Were measurement results for all project-specified target analytes reported?	✓				
4. Were project-specified Reporting Limits Objectives achieved?	✓				
5. Do sample prep dates occur before analytical dates?			✓		
6. Was a method blank analyzed with each batch?	✓				
8. Were target analytes reported in the laboratory blanks above the DL?		✓			
9. Were target analytes reported in field blank analyses (e.g., trip, ~~ambient, field, or~~ equipment) above the DL?			✓		
10. Were analytes detected in samples at concentrations similar to that observed in blanks?			✓	Blank contamination does not exist.	
11. Was a field duplicate analyzed?			✓		
12. Was precision deemed acceptable as defined by DV Guidelines?			✓		
13. Was a LCS analyzed with each batch?	✓				
14. Were LCS' recoveries within lab/project[2] specifications?	✓			LCS only	
15. Were LCS/LCSD RPD within lab specifications?			✓		
16. Was a MS/MSD pair analyzed with each batch?	✓				
17. Is the MS/MSD parent sample a project-specific sample? *Only project-specific samples have been listed.*		✓			
18. Were MS/MSD recoveries within lab and project[2] specifications? *Only QC results for project samples analyzed and reported under this laboratory report number are evaluated.*			✓		

[1] Lead verifier

[2] For best data management practice, recovery should fall within the more stringent of laboratory control limits OR 60 to 140% of the true value.

Data Validation Checklist (Continued)

Review Questions	Yes	No	N/A	Samples (Analytes) Affected/Comments	Flag
19. Were MS/MSD RPD within lab specifications? *Only QC results for project samples analyzed and reported under this laboratory report number are evaluated.*			✓		
20. Was a post digestion spike analyzed for inorganics? *Only project-specific samples have been listed.*			✓		
21. Was a project-specific sample selected by the laboratory for the post digestion spike analysis?			✓		
22. Were post-digestion spike recoveries within lab/project specifications? *Only QC results for project samples are evaluated.*			✓		
23. Was a serial dilution analysis for inorganics?			✓		
24. Is the serial dilution parent sample a project-specific sample? *Only project-specific samples have been listed.*			✓		
25. Is the percent difference between the serially diluted result and undiluted result less 10% (for those analytes with native concentrations greater than 50x the DL)? *Only QC results for project samples are evaluated.*			✓		
26. Was a laboratory duplicate analyzed?		✓			
27. Is the laboratory duplicate sample a project-specific sample? *Only project-specific samples have been listed.*			✓		
28. Do laboratory duplicate results meet lab specifications? *Only QC results for project samples analyzed and reported under this laboratory report number are evaluated.*			✓		
29. For organics, were initial and continuing calibration standards analyzed at the lab/project-specified frequency for each instrument?	✓				
30. Were tuning and a calibration results within laboratory, method, and project specifications?	✓				
31. Were surrogate recoveries within lab specifications?	✓				
32. Were internal standard results within lab specifications?	✓				
33. Were sample results, which were determined by GC/HPLC, confirmed using a second column of dissimilar stationary phase or detector, and the %D between primary and secondary results less than 40 for all detected analytes?			✓		
34. Were TIC reported and were reported results qualified as estimated concentrations?			✓		
35. Is the moisture content in any soil/sediment sample greater than 70%? If yes, then results should be reported on a wet-weight basis.			✓		
36. Were lab comments included in report? If yes, summarize contents or attach a copy of the narrative.		✓			

Review Questions	Yes	No	N/A	Samples (Analytes) Affected/Comments	Flag

Comments:

All sample concentrations that are less than the RL but greater than the MDL are considered estimated (J-flagged).

The data review process was modeled after the *USEPA CLP NFG for Superfund Organic Methods Data Review* (EPA, November 2020). Sample results have been qualified based on the results of the data review process (**Attachment B)**. In performing the data evaluation, AECOM assumed that the data reported by the laboratory are complete, compliant, and an accurate representation of the raw data. Criteria for acceptability of data were based upon available site information, analytical method requirements, guidance documents, and professional judgment.

Flag Definitions:

E Exceeds calibration range
J Estimated value
J+ Estimated value, biased high
J- Estimated value, biased low
UJ Not detected and the detection limit is estimated
U Not present above the associated level; blank contamination exists
R Unusable data

Acronyms:

%D Percent difference
°C Degrees Celsius
BTEX Benzene, toluene, ethylbenzene, and xylenes
CLP Contract Laboratory Program
DF Dilution factor
DL Detection limit
DV Data validation
EPA Environmental Protection Agency
GC Gas chromatography
GRO Gasoline range organics
HPLC High pressure liquid chromatography
LCS Laboratory control sample
LCSD Laboratory control sample duplicate
MDL Method detection limit
MS Matrix spike
MSD Matrix spike duplicate
NFG National Functional Guidelines
QC Quality control
RL Reporting limit
RPD Relative percent difference
SW-846 *Test Methods for Evaluating Solid Waste, Physical/Chemical Methods*, EPA
TIC Tentatively identified compound
VOA Volatile organic analysis
VOC Volatile organic compounds

ATTACHMENT A

SAMPLE SUMMARY

Pace Analytical Services, LLC
9800 Kincey Ave. Suite 100
Huntersville, NC 28078
(704)875-9092

SAMPLE SUMMARY

Project: CPC Huntersville (SW-Seep-1)
Pace Project No.: 92605777

Lab ID	Sample ID	Matrix	Date Collected	Date Received
92605777001	**SEEP-1 CONFLUENCE 20220512**	Water	05/12/22 13:30	05/12/22 15:25

This report shall not be reproduced, except in full,
without the written consent of Pace Analytical Services, LLC.

ATTACHMENT B

QUALIFIED SAMPLE RESULTS

Pace Analytical Services, LLC
9800 Kincey Ave. Suite 100
Huntersville, NC 28078
(704)875-9092

ANALYTICAL RESULTS

Project: CPC Huntersville (SW-Seep-1)
Pace Project No.: 92605777

Sample: SEEP-1 CONFLUENCE 20220512 **Lab ID: 92605777001** Collected: 05/12/22 13:30 Received: 05/12/22 15:25 Matrix: Water

Parameters	Results	Units	Report Limit	MDL	DF	Prepared	Analyzed	CAS No.	Qual
8260D MSV Low Level	Analytical Method: EPA 8260D Pace Analytical Services - Charlotte								
Benzene	ND	ug/L	1.0	0.34	1		05/24/22 02:21	71-43-2	
Ethylbenzene	ND	ug/L	1.0	0.30	1		05/24/22 02:21	100-41-4	
Toluene	**1.0**	ug/L	1.0	0.48	1		05/24/22 02:21	108-88-3	
Xylene (Total)	ND	ug/L	1.0	0.34	1		05/24/22 02:21	1330-20-7	
m&p-Xylene	ND	ug/L	2.0	0.71	1		05/24/22 02:21	179601-23-1	
o-Xylene	ND	ug/L	1.0	0.34	1		05/24/22 02:21	95-47-6	
Surrogates									
4-Bromofluorobenzene (S)	99	%	70-130		1		05/24/22 02:21	460-00-4	
1,2-Dichloroethane-d4 (S)	107	%	70-130		1		05/24/22 02:21	17060-07-0	
Toluene-d8 (S)	98	%	70-130		1		05/24/22 02:21	2037-26-5	

REPORT OF LABORATORY ANALYSIS

This report shall not be reproduced, except in full,
without the written consent of Pace Analytical Services, LLC.

APPENDIX D

FREE PRODUCT AND PCW RECOVERY INFORMATION

Appendix D - Table 1
Summary of Frac Tank Recovery Volumes
(August 30, 2020 - June 22, 2022)

Colonial Pipeline Company
2020-L1-SR2448 Incident
Huntersville, North Carolina

Date	Product Gallons	PCW Gallons	Total Gallons	Product Cumulative	PCW Cumulative	Total Cumulative Gallons
8/30/2020	2,483	211	2,694	2,483	211	2,694
8/31/2020	1,759	0	1,759	4,242	211	4,453
9/1/2020	3,605	1,289	4,894	7,847	1,500	9,347
9/2/2020	2,867	1,373	4,240	10,714	2,873	13,587
9/3/2020	2,167	0	2,167	12,881	2,873	15,754
9/4/2020	1,699	0	1,699	14,580	2,873	17,453
9/5/2020	3,462	0	3,462	18,042	2,873	20,915
9/6/2020	2,486	0	2,486	20,528	2,873	23,401
9/7/2020	1,975	0	1,975	22,503	2,873	25,376
9/8/2020	4,657	422	5,079	27,160	3,295	30,455
9/9/2020	3,740	294	4,034	30,900	3,589	34,489
9/10/2020	3,945	549	4,494	34,845	4,138	38,983
9/11/2020	4,163	167	4,330	39,008	4,305	43,313
9/12/2020	3,659	548	4,207	42,667	4,853	47,520
9/13/2020	3,481	0	3,481	46,148	4,853	51,001
9/14/2020	3,053	422	3,475	49,201	5,275	54,476
9/15/2020	4,843	422	5,265	54,044	5,697	59,741
9/16/2020	5,708	896	6,604	59,752	6,593	66,345
9/17/2020	5,618	1,256	6,874	65,370	7,849	73,219
9/18/2020	4,319	719	5,038	69,689	8,568	78,257
9/19/2020	5,809	1,075	6,884	75,498	9,643	85,141
9/20/2020	4,770	899	5,669	80,268	10,542	90,810
9/21/2020	4,358	548	4,906	84,626	11,090	95,716
9/22/2020	1,915	422	2,337	86,541	11,512	98,053
9/23/2020	5,548	211	5,759	92,089	11,723	103,812
9/24/2020	4,468	505	4,973	96,557	12,228	108,785
9/25/2020	5,076	0	5,076	101,633	12,228	113,861
9/26/2020	4,280	211	4,491	105,913	12,439	118,352
9/27/2020	4,518	338	4,856	110,431	12,777	123,208
9/28/2020	3,893	347	4,240	114,324	13,124	127,448
9/29/2020	4,130	549	4,679	118,454	13,673	132,127

Appendix D - Table 1
Summary of Frac Tank Recovery Volumes
(August 30, 2020 - June 22, 2022)

Colonial Pipeline Company
2020-L1-SR2448 Incident
Huntersville, North Carolina

Date	Product Gallons	PCW Gallons	Total Gallons	Product Cumulative	PCW Cumulative	Total Cumulative Gallons
9/30/2020	5,994	527	6,521	124,448	14,200	138,648
10/1/2020	5,019	991	6,010	129,467	15,191	144,658
10/2/2020	3,217	633	3,850	132,684	15,824	148,508
10/3/2020	4,831	753	5,584	137,515	16,577	154,092
10/4/2020	4,932	213	5,145	142,447	16,790	159,237
10/5/2020	5,317	367	5,684	147,764	17,157	164,921
10/6/2020	4,392	635	5,027	152,156	17,792	169,948
10/7/2020	5,142	189	5,331	157,298	17,981	175,279
10/8/2020	4,085	690	4,775	161,383	18,671	180,054
10/9/2020	4,322	428	4,750	165,705	19,099	184,804
10/10/2020	4,978	793	5,771	170,683	19,892	190,575
10/11/2020	4,834	756	5,590	175,517	20,648	196,165
10/12/2020	4,157	466	4,623	179,674	21,114	200,788
10/13/2020	3,072	203	3,275	182,746	21,317	204,063
10/14/2020	4,067	95	4,162	186,813	21,412	208,225
10/15/2020	4,874	219	5,093	191,687	21,631	213,318
10/16/2020	4,847	553	5,400	196,534	22,184	218,718
10/17/2020	4,659	48	4,707	201,193	22,232	223,425
10/18/2020	4,284	829	5,113	205,477	23,061	228,538
10/19/2020	0	0	0	205,477	23,061	228,538
10/20/2020	5,559	187	5,746	211,036	23,248	234,284
10/21/2020	5,588	367	5,955	216,624	23,615	240,239
10/22/2020	5,189	375	5,564	221,813	23,990	245,803
10/23/2020	5,340	250	5,590	227,153	24,240	251,393
10/24/2020	4,257	629	4,886	231,410	24,869	256,279
10/25/2020	4,257	388	4,645	235,667	25,257	260,924
10/26/2020	4,712	219	4,931	240,379	25,476	265,855
10/27/2020	4,340	201	4,541	244,719	25,677	270,396
10/28/2020	4,442	751	5,193	249,161	26,428	275,589
10/29/2020	4,665	1,120	5,785	253,826	27,548	281,374
10/30/2020	4,626	858	5,484	258,452	28,406	286,858

Appendix D - Table 1
Summary of Frac Tank Recovery Volumes
(August 30, 2020 - June 22, 2022)

Colonial Pipeline Company
2020-L1-SR2448 Incident
Huntersville, North Carolina

Date	Product Gallons	PCW Gallons	Total Gallons	Product Cumulative	PCW Cumulative	Total Cumulative Gallons
10/31/2020	4,156	400	4,556	262,608	28,806	291,414
11/1/2020	4,705	600	5,305	267,313	29,406	296,719
11/2/2020	4,219	996	5,215	271,532	30,402	301,934
11/3/2020	3,997	298	4,295	275,529	30,700	306,229
11/4/2020	3,824	614	4,438	279,353	31,314	310,667
11/5/2020	3,761	891	4,652	283,114	32,205	315,319
11/6/2020	4,184	609	4,793	287,298	32,814	320,112
11/7/2020	4,309	1,197	5,506	291,607	34,011	325,618
11/8/2020	4,324	741	5,065	295,931	34,752	330,683
11/9/2020	0	0	0	295,931	34,752	330,683
11/10/2020	4,781	331	5,112	300,712	35,083	335,795
11/11/2020	4,980	1,119	6,099	305,692	36,202	341,894
11/12/2020	5,132	958	6,090	310,824	37,160	347,984
11/13/2020	4,027	603	4,630	314,851	37,763	352,614
11/14/2020	4,453	1,508	5,961	319,304	39,271	358,575
11/15/2020	4,467	744	5,211	323,771	40,015	363,786
11/16/2020	4,365	694	5,059	328,136	40,709	368,845
11/17/2020	4,311	606	4,917	332,447	41,315	373,762
11/18/2020	4,029	638	4,667	336,476	41,953	378,429
11/19/2020	4,241	533	4,774	340,717	42,486	383,203
11/20/2020	4,317	1,153	5,470	345,034	43,639	388,673
11/21/2020	3,549	1,281	4,830	348,583	44,920	393,503
11/22/2020	4,213	905	5,118	352,796	45,825	398,621
11/23/2020	1,554	320	1,874	354,350	46,145	400,495
11/24/2020	434	149	583	354,784	46,294	401,078
11/25/2020	3,265	353	3,618	358,049	46,647	404,696
11/26/2020	5,278	772	6,050	363,327	47,419	410,746
11/27/2020	4,224	1,726	5,950	367,551	49,145	416,696
11/28/2020	4,427	506	4,933	371,978	49,651	421,629
11/29/2020	4,193	506	4,699	376,171	50,157	426,328
11/30/2020	4,579	641	5,220	380,750	50,798	431,548

Appendix D - Table 1
Summary of Frac Tank Recovery Volumes
(August 30, 2020 - June 22, 2022)

Colonial Pipeline Company
2020-L1-SR2448 Incident
Huntersville, North Carolina

Date	Product Gallons	PCW Gallons	Total Gallons	Product Cumulative	PCW Cumulative	Total Cumulative Gallons
12/1/2020	3,842	612	4,454	384,592	51,410	436,002
12/2/2020	3,008	726	3,734	387,600	52,136	439,736
12/3/2020	3,402	473	3,875	391,002	52,609	443,611
12/4/2020	4,657	605	5,262	395,659	53,214	448,873
12/5/2020	3,678	1,148	4,826	399,337	54,362	453,699
12/6/2020	3,567	599	4,166	402,904	54,961	457,865
12/7/2020	4,231	458	4,689	407,135	55,419	462,554
12/8/2020	3,228	444	3,672	410,363	55,863	466,226
12/9/2020	3,500	461	3,961	413,863	56,324	470,187
12/10/2020	3,462	442	3,904	417,325	56,766	474,091
12/11/2020	3,909	743	4,652	421,234	57,509	478,743
12/12/2020	3,413	453	3,866	424,647	57,962	482,609
12/13/2020	3,514	677	4,191	428,161	58,639	486,800
12/14/2020	3,249	494	3,743	431,410	59,133	490,543
12/15/2020	2,934	305	3,239	434,344	59,438	493,782
12/16/2020	4,453	1,037	5,490	438,797	60,475	499,272
12/17/2020	4,991	4,203	9,194	443,788	64,678	508,466
12/18/2020	5,014	4,052	9,066	448,802	68,730	517,532
12/19/2020	5,763	3,640	9,403	454,565	72,370	526,935
12/20/2020	5,855	3,057	8,912	460,420	75,427	535,847
12/21/2020	4,926	3,960	8,886	465,346	79,387	544,733
12/22/2020	5,000	3,233	8,233	470,346	82,620	552,966
12/23/2020	4,770	2,999	7,769	475,116	85,619	560,735
12/24/2020	4,484	2,830	7,314	479,600	88,449	568,049
12/25/2020	0	0	0	479,600	88,449	568,049
12/26/2020	0	0	0	479,600	88,449	568,049
12/27/2020	2,913	2,463	5,376	482,513	90,912	573,425
12/28/2020	6,426	5,523	11,949	488,939	96,435	585,374
12/29/2020	3,400	1,128	4,528	492,339	97,563	589,902
12/30/2020	3,423	1,237	4,660	495,762	98,800	594,562
12/31/2020	4,211	5,357	9,568	499,973	104,157	604,130

Appendix D - Table 1
Summary of Frac Tank Recovery Volumes
(August 30, 2020 - June 22, 2022)

Colonial Pipeline Company
2020-L1-SR2448 Incident
Huntersville, North Carolina

Date	Product Gallons	PCW Gallons	Total Gallons	Product Cumulative	PCW Cumulative	Total Cumulative Gallons
1/1/2021	5,761	7,551	13,312	505,734	111,708	617,442
1/2/2021	3,900	4,964	8,864	509,634	116,672	626,306
1/3/2021	4,766	5,837	10,603	514,400	122,509	636,909
1/4/2021	4,205	5,043	9,248	518,605	127,552	646,157
1/5/2021	4,016	5,249	9,265	522,621	132,801	655,422
1/6/2021	4,432	6,026	10,458	527,053	138,827	665,880
1/7/2021	3,872	5,445	9,317	530,925	144,272	675,197
1/8/2021	3,847	5,685	9,532	534,772	149,957	684,729
1/9/2021	4,524	6,093	10,617	539,296	156,050	695,346
1/10/2021	3,137	3,823	6,960	542,433	159,873	702,306
1/11/2021	2,007	1,153	3,160	544,440	161,026	705,466
1/12/2021	3,858	5,308	9,166	548,298	166,334	714,632
1/13/2021	5,217	10,258	15,475	553,515	176,592	730,107
1/14/2021	5,201	13,962	19,163	558,716	190,554	749,270
1/15/2021	5,650	14,952	20,602	564,366	205,506	769,872
1/16/2021	4,637	12,453	17,090	569,003	217,959	786,962
1/17/2021	4,978	12,960	17,938	573,981	230,919	804,900
1/18/2021	3,727	10,368	14,095	577,708	241,287	818,995
1/19/2021	4,461	11,795	16,256	582,169	253,082	835,251
1/20/2021	5,743	13,994	19,737	587,912	267,076	854,988
1/21/2021	4,709	12,531	17,240	592,621	279,607	872,228
1/22/2021	4,704	12,907	17,611	597,325	292,514	889,839
1/23/2021	4,616	9,859	14,475	601,941	302,373	904,314
1/24/2021	5,909	14,939	20,848	607,850	317,312	925,162
1/25/2021	6,308	13,020	19,328	614,158	330,332	944,490
1/26/2021	6,395	15,237	21,632	620,553	345,569	966,122
1/27/2021	3,937	14,881	18,818	624,490	360,450	984,940
1/28/2021	6,260	11,577	17,837	630,750	372,027	1,002,777
1/29/2021	5,849	15,300	21,149	636,599	387,327	1,023,926
1/30/2021	3,879	9,635	13,514	640,478	396,962	1,037,440
1/31/2021	6,205	14,603	20,808	646,683	411,565	1,058,248

Appendix D - Table 1
Summary of Frac Tank Recovery Volumes
(August 30, 2020 - June 22, 2022)

Colonial Pipeline Company
2020-L1-SR2448 Incident
Huntersville, North Carolina

Date	Product Gallons	PCW Gallons	Total Gallons	Product Cumulative	PCW Cumulative	Total Cumulative Gallons
2/1/2021	0	0	0	646,683	411,565	1,058,248
2/2/2021	3,896	6,077	9,973	650,579	417,642	1,068,221
2/3/2021	4,906	10,649	15,555	655,485	428,291	1,083,776
2/4/2021	3,348	4,110	7,458	658,833	432,401	1,091,234
2/5/2021	4,989	10,435	15,424	663,822	442,836	1,106,658
2/6/2021	6,214	14,186	20,400	670,036	457,022	1,127,058
2/7/2021	6,643	13,881	20,524	676,679	470,903	1,147,582
2/8/2021	6,707	13,046	19,753	683,386	483,949	1,167,335
2/9/2021	4,791	12,869	17,660	688,177	496,818	1,184,995
2/10/2021	3,559	6,147	9,706	691,736	502,965	1,194,701
2/11/2021	5,317	5,464	10,781	697,053	508,429	1,205,482
2/12/2021	3,247	6,544	9,791	700,300	514,973	1,215,273
2/13/2021	3,161	7,448	10,609	703,461	522,421	1,225,882
2/14/2021	3,871	6,151	10,022	707,332	528,572	1,235,904
2/15/2021	3,631	7,754	11,385	710,963	536,326	1,247,289
2/16/2021	3,813	7,217	11,030	714,776	543,543	1,258,319
2/17/2021	3,460	7,460	10,920	718,236	551,003	1,269,239
2/18/2021	3,775	8,302	12,077	722,011	559,305	1,281,316
2/19/2021	3,853	7,359	11,212	725,864	566,664	1,292,528
2/20/2021	3,794	6,349	10,143	729,658	573,013	1,302,671
2/21/2021	3,812	5,709	9,521	733,470	578,722	1,312,192
2/22/2021	2,943	7,897	10,840	736,413	586,619	1,323,032
2/23/2021	3,955	5,418	9,373	740,368	592,037	1,332,405
2/24/2021	3,773	8,124	11,897	744,141	600,161	1,344,302
2/25/2021	3,098	7,905	11,003	747,239	608,066	1,355,305
2/26/2021	3,979	8,797	12,776	751,218	616,863	1,368,081
2/27/2021	3,307	8,430	11,737	754,525	625,293	1,379,818
2/28/2021	3,624	7,935	11,559	758,149	633,228	1,391,377
3/1/2021	3,414	9,028	12,442	761,563	642,256	1,403,819
3/2/2021	3,348	8,627	11,975	764,911	650,883	1,415,794
3/3/2021	3,577	7,451	11,028	768,488	658,334	1,426,822

Appendix D - Table 1
Summary of Frac Tank Recovery Volumes
(August 30, 2020 - June 22, 2022)

Colonial Pipeline Company
2020-L1-SR2448 Incident
Huntersville, North Carolina

Date	Product Gallons	PCW Gallons	Total Gallons	Product Cumulative	PCW Cumulative	Total Cumulative Gallons
3/4/2021	0	0	0	768,488	658,334	1,426,822
3/5/2021	2,251	3,625	5,876	770,739	661,959	1,432,698
3/6/2021	2,818	7,042	9,860	773,557	669,001	1,442,558
3/7/2021	3,613	8,959	12,572	777,170	677,960	1,455,130
3/8/2021	2,942	9,124	12,066	780,112	687,084	1,467,196
3/9/2021	3,721	8,641	12,362	783,833	695,725	1,479,558
3/10/2021	4,287	8,309	12,596	788,120	704,034	1,492,154
3/11/2021	3,297	9,846	13,143	791,417	713,880	1,505,297
3/12/2021	2,855	9,044	11,899	794,272	722,924	1,517,196
3/13/2021	4,033	10,346	14,379	798,305	733,270	1,531,575
3/14/2021	4,790	10,219	15,009	803,095	743,489	1,546,584
3/15/2021	7,232	17,365	24,597	810,327	760,854	1,571,181
3/16/2021	6,558	14,733	21,291	816,885	775,587	1,592,472
3/17/2021	6,760	16,088	22,848	823,645	791,675	1,615,320
3/18/2021	7,129	15,072	22,201	830,774	806,747	1,637,521
3/19/2021	5,736	14,908	20,644	836,510	821,655	1,658,165
3/20/2021	6,113	13,590	19,703	842,623	835,245	1,677,868
3/21/2021	6,283	14,210	20,493	848,906	849,455	1,698,361
3/22/2021	5,172	11,773	16,945	854,078	861,228	1,715,306
3/23/2021	3,508	11,082	14,590	857,586	872,310	1,729,896
3/24/2021	4,670	11,337	16,007	862,256	883,647	1,745,903
3/25/2021	4,770	12,596	17,366	867,026	896,243	1,763,269
3/26/2021	6,056	13,540	19,596	873,082	909,783	1,782,865
3/27/2021	4,955	12,006	16,961	878,037	921,789	1,799,826
3/28/2021	4,082	12,468	16,550	882,119	934,257	1,816,376
3/29/2021	5,080	13,354	18,434	887,199	947,611	1,834,810
3/30/2021	4,159	12,113	16,272	891,358	959,724	1,851,082
3/31/2021	4,520	12,677	17,197	895,878	972,401	1,868,279
4/1/2021	0	0	0	895,878	972,401	1,868,279
4/2/2021	3,297	7,305	10,602	899,175	979,706	1,878,881
4/3/2021	4,096	12,765	16,861	903,271	992,471	1,895,742

Appendix D - Table 1
Summary of Frac Tank Recovery Volumes
(August 30, 2020 - June 22, 2022)

Colonial Pipeline Company
2020-L1-SR2448 Incident
Huntersville, North Carolina

Date	Product Gallons	PCW Gallons	Total Gallons	Product Cumulative	PCW Cumulative	Total Cumulative Gallons
4/4/2021	3,866	12,574	16,440	907,137	1,005,045	1,912,182
4/5/2021	3,772	13,203	16,975	910,909	1,018,248	1,929,157
4/6/2021	4,310	11,503	15,813	915,219	1,029,751	1,944,970
4/7/2021	3,559	12,322	15,881	918,778	1,042,073	1,960,851
4/8/2021	3,384	12,510	15,894	922,162	1,054,583	1,976,745
4/9/2021	3,436	13,669	17,105	925,598	1,068,252	1,993,850
4/10/2021	3,300	13,500	16,800	928,898	1,081,752	2,010,650
4/11/2021	3,322	14,211	17,533	932,220	1,095,963	2,028,183
4/12/2021	3,338	13,947	17,285	935,558	1,109,910	2,045,468
4/13/2021	3,307	12,839	16,146	938,865	1,122,749	2,061,614
4/14/2021	1,940	8,403	10,343	940,805	1,131,152	2,071,957
4/15/2021	3,595	15,275	18,870	944,400	1,146,427	2,090,827
4/16/2021	3,762	15,452	19,214	948,162	1,161,879	2,110,041
4/17/2021	3,236	16,485	19,721	951,398	1,178,364	2,129,762
4/18/2021	3,232	16,487	19,719	954,630	1,194,851	2,149,481
4/19/2021	2,987	15,621	18,608	957,617	1,210,472	2,168,089
4/20/2021	4,025	17,262	21,287	961,642	1,227,734	2,189,376
4/21/2021	3,092	16,313	19,405	964,734	1,244,047	2,208,781
4/22/2021	3,719	17,098	20,817	968,453	1,261,145	2,229,598
4/23/2021	2,715	15,327	18,042	971,168	1,276,472	2,247,640
4/24/2021	3,549	17,390	20,939	974,717	1,293,862	2,268,579
4/25/2021	3,878	18,248	22,126	978,595	1,312,110	2,290,705
4/26/2021	2,778	17,069	19,847	981,373	1,329,179	2,310,552
4/27/2021	3,335	18,491	21,826	984,708	1,347,670	2,332,378
4/28/2021	3,014	19,271	22,285	987,722	1,366,941	2,354,663
4/29/2021	0	0	0	987,722	1,366,941	2,354,663
4/30/2021	0	0	0	987,722	1,366,941	2,354,663
5/1/2021	1,934	11,987	13,921	989,656	1,378,928	2,368,584
5/2/2021	1,980	15,134	17,114	991,636	1,394,062	2,385,698
5/3/2021	2,325	16,008	18,333	993,961	1,410,070	2,404,031
5/4/2021	2,425	15,066	17,491	996,386	1,425,136	2,421,522

Appendix D - Table 1
Summary of Frac Tank Recovery Volumes
(August 30, 2020 - June 22, 2022)

Colonial Pipeline Company
2020-L1-SR2448 Incident
Huntersville, North Carolina

Date	Product Gallons	PCW Gallons	Total Gallons	Product Cumulative	PCW Cumulative	Total Cumulative Gallons
5/5/2021	3,085	19,032	22,117	999,471	1,444,168	2,443,639
5/6/2021	2,345	15,059	17,404	1,001,816	1,459,227	2,461,043
5/7/2021	2,403	17,152	19,555	1,004,219	1,476,379	2,480,598
5/8/2021	2,890	19,248	22,138	1,007,109	1,495,627	2,502,736
5/9/2021	2,164	18,515	20,679	1,009,273	1,514,142	2,523,415
5/10/2021	2,037	18,575	20,612	1,011,310	1,532,717	2,544,027
5/11/2021	2,721	13,510	16,231	1,014,031	1,546,227	2,560,258
5/12/2021	2,438	16,482	18,920	1,016,469	1,562,709	2,579,178
5/13/2021	908	7,940	8,848	1,017,377	1,570,649	2,588,026
5/14/2021	1,240	8,716	9,956	1,018,617	1,579,365	2,597,982
5/15/2021	1,565	4,952	6,517	1,020,182	1,584,317	2,604,499
5/16/2021	3,158	21,313	24,471	1,023,340	1,605,630	2,628,970
5/17/2021	2,897	21,701	24,598	1,026,237	1,627,331	2,653,568
5/18/2021	2,249	18,859	21,108	1,028,486	1,646,190	2,674,676
5/19/2021	3,431	20,745	24,176	1,031,917	1,666,935	2,698,852
5/20/2021	2,684	22,475	25,159	1,034,601	1,689,410	2,724,011
5/21/2021	2,885	21,254	24,139	1,037,486	1,710,664	2,748,150
5/22/2021	1,980	18,580	20,560	1,039,466	1,729,244	2,768,710
5/23/2021	2,277	20,540	22,817	1,041,743	1,749,784	2,791,527
5/24/2021	2,213	21,616	23,829	1,043,956	1,771,400	2,815,356
5/25/2021	2,368	18,900	21,268	1,046,324	1,790,300	2,836,624
5/26/2021	0	0	0	1,046,324	1,790,300	2,836,624
5/27/2021	482	3,891	4,373	1,046,806	1,794,191	2,840,997
5/28/2021	1,964	18,596	20,560	1,048,770	1,812,787	2,861,557
5/29/2021	1,518	19,965	21,483	1,050,288	1,832,752	2,883,040
5/30/2021	2,471	16,467	18,938	1,052,759	1,849,219	2,901,978
5/31/2021	2,108	19,616	21,724	1,054,867	1,868,835	2,923,702
6/1/2021	1,604	15,429	17,033	1,056,471	1,884,264	2,940,735
6/2/2021	1,930	19,758	21,688	1,058,401	1,904,022	2,962,423
6/3/2021	2,027	18,300	20,327	1,060,428	1,922,322	2,982,750
6/4/2021	1,819	18,832	20,651	1,062,247	1,941,154	3,003,401

Appendix D - Table 1
Summary of Frac Tank Recovery Volumes
(August 30, 2020 - June 22, 2022)

Colonial Pipeline Company
2020-L1-SR2448 Incident
Huntersville, North Carolina

Date	Product Gallons	PCW Gallons	Total Gallons	Product Cumulative	PCW Cumulative	Total Cumulative Gallons
6/5/2021	1,882	19,595	21,477	1,064,129	1,960,749	3,024,878
6/6/2021	1,907	18,302	20,209	1,066,036	1,979,051	3,045,087
6/7/2021	1,617	19,257	20,874	1,067,653	1,998,308	3,065,961
6/8/2021	2,462	19,951	22,413	1,070,115	2,018,259	3,088,374
6/9/2021	0	0	0	1,070,115	2,018,259	3,088,374
6/10/2021	1,674	15,874	17,548	1,071,789	2,034,133	3,105,922
6/11/2021	1,711	18,952	20,663	1,073,500	2,053,085	3,126,585
6/12/2021	1,334	17,006	18,340	1,074,834	2,070,091	3,144,925
6/13/2021	1,229	16,245	17,474	1,076,063	2,086,336	3,162,399
6/14/2021	1,161	15,516	16,677	1,077,224	2,101,852	3,179,076
6/15/2021	1,274	14,650	15,924	1,078,498	2,116,502	3,195,000
6/16/2021	1,669	15,828	17,497	1,080,167	2,132,330	3,212,497
6/17/2021	2,101	20,983	23,084	1,082,268	2,153,313	3,235,581
6/18/2021	1,491	17,969	19,460	1,083,759	2,171,282	3,255,041
6/19/2021	1,648	17,994	19,642	1,085,407	2,189,276	3,274,683
6/20/2021	897	9,572	10,469	1,086,304	2,198,848	3,285,152
6/21/2021	1,107	13,566	14,673	1,087,411	2,212,414	3,299,825
6/22/2021	1,383	22,079	23,462	1,088,794	2,234,493	3,323,287
6/23/2021	1,153	23,023	24,176	1,089,947	2,257,516	3,347,463
6/24/2021	1,349	22,068	23,417	1,091,296	2,279,584	3,370,880
6/25/2021	1,051	21,023	22,074	1,092,347	2,300,607	3,392,954
6/26/2021	1,165	20,307	21,472	1,093,512	2,320,914	3,414,426
6/27/2021	1,644	20,119	21,763	1,095,156	2,341,033	3,436,189
6/28/2021	1,449	20,753	22,202	1,096,605	2,361,786	3,458,391
6/29/2021	1,763	20,059	21,822	1,098,368	2,381,845	3,480,213
6/30/2021	1,353	19,890	21,243	1,099,721	2,401,735	3,501,456
7/1/2021	0	336	336	1,099,721	2,402,071	3,501,792
7/2/2021	525	10,911	11,436	1,100,246	2,412,982	3,513,228
7/3/2021	968	14,632	15,600	1,101,214	2,427,614	3,528,828
7/4/2021	1,466	18,711	20,177	1,102,680	2,446,325	3,549,005
7/5/2021	1,098	17,365	18,463	1,103,778	2,463,690	3,567,468

Appendix D - Table 1
Summary of Frac Tank Recovery Volumes
(August 30, 2020 - June 22, 2022)

Colonial Pipeline Company
2020-L1-SR2448 Incident
Huntersville, North Carolina

Date	Product Gallons	PCW Gallons	Total Gallons	Product Cumulative	PCW Cumulative	Total Cumulative Gallons
7/6/2021	1,391	20,054	21,445	1,105,169	2,483,744	3,588,913
7/7/2021	1,275	18,462	19,737	1,106,444	2,502,206	3,608,650
7/8/2021	1,316	18,857	20,173	1,107,760	2,521,063	3,628,823
7/9/2021	1,246	18,726	19,972	1,109,006	2,539,789	3,648,795
7/10/2021	1,448	17,540	18,988	1,110,454	2,557,329	3,667,783
7/11/2021	1,118	16,685	17,803	1,111,572	2,574,014	3,685,586
7/12/2021	1,284	18,308	19,592	1,112,856	2,592,322	3,705,178
7/13/2021	1,245	17,383	18,628	1,114,101	2,609,705	3,723,806
7/14/2021	110	504	614	1,114,211	2,610,209	3,724,420
7/15/2021	371	8,742	9,113	1,114,582	2,618,951	3,733,533
7/16/2021	1,326	25,848	27,174	1,115,908	2,644,799	3,760,707
7/17/2021	1,183	25,257	26,440	1,117,091	2,670,056	3,787,147
7/18/2021	1,247	23,923	25,170	1,118,338	2,693,979	3,812,317
7/19/2021	1,012	22,301	23,313	1,119,350	2,716,280	3,835,630
7/20/2021	964	19,217	20,181	1,120,314	2,735,497	3,855,811
7/21/2021	1,465	26,427	27,892	1,121,779	2,761,924	3,883,703
7/22/2021	1,253	25,185	26,438	1,123,032	2,787,109	3,910,141
7/23/2021	1,418	23,750	25,168	1,124,450	2,810,859	3,935,309
7/24/2021	1,092	23,027	24,119	1,125,542	2,833,886	3,959,428
7/25/2021	1,184	22,526	23,710	1,126,726	2,856,412	3,983,138
7/26/2021	1,212	22,037	23,249	1,127,938	2,878,449	4,006,387
7/27/2021	20	788	808	1,127,958	2,879,237	4,007,195
7/28/2021	65	4,118	4,183	1,128,023	2,883,355	4,011,378
7/29/2021	1,862	25,184	27,046	1,129,885	2,908,539	4,038,424
7/30/2021	1,222	26,771	27,993	1,131,107	2,935,310	4,066,417
7/31/2021	1,111	26,217	27,328	1,132,218	2,961,527	4,093,745
8/1/2021	1,004	25,616	26,620	1,133,222	2,987,143	4,120,365
8/2/2021	1,175	25,527	26,702	1,134,397	3,012,670	4,147,067
8/3/2021	949	24,461	25,410	1,135,346	3,037,131	4,172,477
8/4/2021	979	23,499	24,478	1,136,325	3,060,630	4,196,955
8/5/2021	1,049	23,899	24,948	1,137,374	3,084,529	4,221,903

Appendix D - Table 1
Summary of Frac Tank Recovery Volumes
(August 30, 2020 - June 22, 2022)

Colonial Pipeline Company
2020-L1-SR2448 Incident
Huntersville, North Carolina

Date	Product Gallons	PCW Gallons	Total Gallons	Product Cumulative	PCW Cumulative	Total Cumulative Gallons
8/6/2021	1,034	22,522	23,556	1,138,408	3,107,051	4,245,459
8/7/2021	1,015	21,617	22,632	1,139,423	3,128,668	4,268,091
8/8/2021	1,130	22,726	23,856	1,140,553	3,151,394	4,291,947
8/9/2021	932	19,353	20,285	1,141,485	3,170,747	4,312,232
8/10/2021	101	4,399	4,500	1,141,586	3,175,146	4,316,732
8/11/2021	1,493	12,271	13,764	1,143,079	3,187,417	4,330,496
8/12/2021	844	18,047	18,891	1,143,923	3,205,464	4,349,387
8/13/2021	1,098	20,800	21,898	1,145,021	3,226,264	4,371,285
8/14/2021	991	20,908	21,899	1,146,012	3,247,172	4,393,184
8/15/2021	997	22,266	23,263	1,147,009	3,269,438	4,416,447
8/16/2021	1,049	22,549	23,598	1,148,058	3,291,987	4,440,045
8/17/2021	979	19,364	20,343	1,149,037	3,311,351	4,460,388
8/18/2021	1,092	21,936	23,028	1,150,129	3,333,287	4,483,416
8/19/2021	1,112	21,998	23,110	1,151,241	3,355,285	4,506,526
8/20/2021	1,176	22,298	23,474	1,152,417	3,377,583	4,530,000
8/21/2021	1,050	24,893	25,943	1,153,467	3,402,476	4,555,943
8/22/2021	950	26,035	26,985	1,154,417	3,428,511	4,582,928
8/23/2021	1,010	24,481	25,491	1,155,427	3,452,992	4,608,419
8/24/2021	980	24,995	25,975	1,156,407	3,477,987	4,634,394
8/25/2021	966	24,163	25,129	1,157,373	3,502,150	4,659,523
8/26/2021	40	383	423	1,157,413	3,502,533	4,659,946
8/27/2021	912	21,893	22,805	1,158,325	3,524,426	4,682,751
8/28/2021	1,400	29,479	30,879	1,159,725	3,553,905	4,713,630
8/29/2021	1,175	27,564	28,739	1,160,900	3,581,469	4,742,369
8/30/2021	1,213	27,447	28,660	1,162,113	3,608,916	4,771,029
8/31/2021	1,393	26,096	27,489	1,163,506	3,635,012	4,798,518
9/1/2021	1,311	25,610	26,921	1,164,817	3,660,622	4,825,439
9/2/2021	1,326	22,712	24,038	1,166,143	3,683,334	4,849,477
9/3/2021	1,108	24,340	25,448	1,167,251	3,707,674	4,874,925
9/4/2021	1,146	24,910	26,056	1,168,397	3,732,584	4,900,981
9/5/2021	1,265	25,060	26,325	1,169,662	3,757,644	4,927,306

Appendix D - Table 1
Summary of Frac Tank Recovery Volumes
(August 30, 2020 - June 22, 2022)

Colonial Pipeline Company
2020-L1-SR2448 Incident
Huntersville, North Carolina

Date	Product Gallons	PCW Gallons	Total Gallons	Product Cumulative	PCW Cumulative	Total Cumulative Gallons
9/6/2021	1,693	24,082	25,775	1,171,355	3,781,726	4,953,081
9/7/2021	1,233	24,135	25,368	1,172,588	3,805,861	4,978,449
9/8/2021	1,212	23,502	24,714	1,173,800	3,829,363	5,003,163
9/9/2021	1,030	23,944	24,974	1,174,830	3,853,307	5,028,137
9/10/2021	1,093	22,472	23,565	1,175,923	3,875,779	5,051,702
9/11/2021	910	21,229	22,139	1,176,833	3,897,008	5,073,841
9/12/2021	1,329	23,200	24,529	1,178,162	3,920,208	5,098,370
9/13/2021	943	23,955	24,898	1,179,105	3,944,163	5,123,268
9/14/2021	2,203	25,634	27,837	1,181,308	3,969,797	5,151,105
9/15/2021	1,295	23,531	24,826	1,182,603	3,993,328	5,175,931
9/16/2021	72	433	505	1,182,675	3,993,761	5,176,436
9/17/2021	1,179	17,328	18,507	1,183,854	4,011,089	5,194,943
9/18/2021	1,418	26,717	28,135	1,185,272	4,037,806	5,223,078
9/19/2021	1,484	27,496	28,980	1,186,756	4,065,302	5,252,058
9/20/2021	1,494	26,448	27,942	1,188,250	4,091,750	5,280,000
9/21/2021	1,313	25,731	27,044	1,189,563	4,117,481	5,307,044
9/22/2021	1,460	24,975	26,435	1,191,023	4,142,456	5,333,479
9/23/2021	81	868	949	1,191,104	4,143,324	5,334,428
9/24/2021	1,132	22,120	23,252	1,192,236	4,165,444	5,357,680
9/25/2021	1,592	27,646	29,238	1,193,828	4,193,090	5,386,918
9/26/2021	1,362	27,285	28,647	1,195,190	4,220,375	5,415,565
9/27/2021	1,414	27,306	28,720	1,196,604	4,247,681	5,444,285
9/28/2021	1,252	24,784	26,036	1,197,856	4,272,465	5,470,321
9/29/2021	1,202	26,448	27,650	1,199,058	4,298,913	5,497,971
9/30/2021	1,224	24,065	25,289	1,200,282	4,322,978	5,523,260
10/1/2021	1,160	25,396	26,556	1,201,442	4,348,374	5,549,816
10/2/2021	1,203	22,726	23,929	1,202,645	4,371,100	5,573,745
10/3/2021	1,265	25,804	27,069	1,203,910	4,396,904	5,600,814
10/4/2021	1,272	25,915	27,187	1,205,182	4,422,819	5,628,001
10/5/2021	911	23,392	24,303	1,206,093	4,446,211	5,652,304
10/6/2021	1,130	24,864	25,994	1,207,223	4,471,075	5,678,298

Appendix D - Table 1
Summary of Frac Tank Recovery Volumes
(August 30, 2020 - June 22, 2022)

Colonial Pipeline Company
2020-L1-SR2448 Incident
Huntersville, North Carolina

Date	Product Gallons	PCW Gallons	Total Gallons	Product Cumulative	PCW Cumulative	Total Cumulative Gallons
10/7/2021	1,293	24,075	25,368	1,208,516	4,495,150	5,703,666
10/8/2021	1,052	23,653	24,705	1,209,568	4,518,803	5,728,371
10/9/2021	910	22,682	23,592	1,210,478	4,541,485	5,751,963
10/10/2021	1,011	23,328	24,339	1,211,489	4,564,813	5,776,302
10/11/2021	1,060	23,158	24,218	1,212,549	4,587,971	5,800,520
10/12/2021	728	18,387	19,115	1,213,277	4,606,358	5,819,635
10/13/2021	950	22,724	23,674	1,214,227	4,629,082	5,843,309
10/14/2021	1,134	20,803	21,937	1,215,361	4,649,885	5,865,246
10/15/2021	1,456	20,504	21,960	1,216,817	4,670,389	5,887,206
10/16/2021	1,393	20,889	22,282	1,218,210	4,691,278	5,909,488
10/17/2021	1,288	21,765	23,053	1,219,498	4,713,043	5,932,541
10/18/2021	1,236	18,699	19,935	1,220,734	4,731,742	5,952,476
10/19/2021	1,351	21,740	23,091	1,222,085	4,753,482	5,975,567
10/20/2021	1,289	21,173	22,462	1,223,374	4,774,655	5,998,029
10/21/2021	1,206	19,945	21,151	1,224,580	4,794,600	6,019,180
10/22/2021	1,403	19,509	20,912	1,225,983	4,814,109	6,040,092
10/23/2021	1,036	17,935	18,971	1,227,019	4,832,044	6,059,063
10/24/2021	1,045	20,856	21,901	1,228,064	4,852,900	6,080,964
10/25/2021	1,160	20,738	21,898	1,229,224	4,873,638	6,102,862
10/26/2021	1,122	20,294	21,416	1,230,346	4,893,932	6,124,278
10/27/2021	40	766	806	1,230,386	4,894,698	6,125,084
10/28/2021	0	2,483	2,483	1,230,386	4,897,181	6,127,567
10/29/2021	1,518	26,085	27,603	1,231,904	4,923,266	6,155,170
10/30/2021	1,374	24,722	26,096	1,233,278	4,947,988	6,181,266
10/31/2021	1,273	25,167	26,440	1,234,551	4,973,155	6,207,706
11/1/2021	924	16,326	17,250	1,235,475	4,989,481	6,224,956
11/2/2021	1,134	23,409	24,543	1,236,609	5,012,890	6,249,499
11/3/2021	62	4,464	4,526	1,236,671	5,017,354	6,254,025
11/4/2021	2,896	24,895	27,791	1,239,567	5,042,249	6,281,816
11/5/2021	2,242	30,272	32,514	1,241,809	5,072,521	6,314,330
11/6/2021	1,932	28,323	30,255	1,243,741	5,100,844	6,344,585

Appendix D - Table 1
Summary of Frac Tank Recovery Volumes
(August 30, 2020 - June 22, 2022)

Colonial Pipeline Company
2020-L1-SR2448 Incident
Huntersville, North Carolina

Date	Product Gallons	PCW Gallons	Total Gallons	Product Cumulative	PCW Cumulative	Total Cumulative Gallons
11/7/2021	1,738	29,504	31,242	1,245,479	5,130,348	6,375,827
11/8/2021	1,396	26,863	28,259	1,246,875	5,157,211	6,404,086
11/9/2021	1,662	28,047	29,709	1,248,537	5,185,258	6,433,795
11/10/2021	0	0	0	1,248,537	5,185,258	6,433,795
11/11/2021	1,577	25,180	26,757	1,250,114	5,210,438	6,460,552
11/12/2021	1,319	31,928	33,247	1,251,432	5,242,366	6,493,798
11/13/2021	1,103	29,067	30,170	1,252,535	5,271,433	6,523,968
11/14/2021	975	29,790	30,765	1,253,510	5,301,223	6,554,733
11/15/2021	1,232	26,586	27,818	1,254,742	5,327,809	6,582,551
11/16/2021	1,172	28,395	29,567	1,255,914	5,356,204	6,612,118
11/17/2021	1,092	27,388	28,480	1,257,006	5,383,592	6,640,598
11/18/2021	950	27,489	28,439	1,257,956	5,411,081	6,669,037
11/19/2021	1,056	26,802	27,857	1,259,012	5,437,882	6,696,894
11/20/2021	877	20,742	21,618	1,259,888	5,458,624	6,718,512
11/21/2021	608	27,669	28,277	1,260,496	5,486,293	6,746,789
11/22/2021	928	26,438	27,367	1,261,425	5,512,731	6,774,156
11/23/2021	788	27,680	28,467	1,262,212	5,540,411	6,802,623
11/24/2021	908	25,853	26,762	1,263,121	5,566,264	6,829,385
11/25/2021	746	26,153	26,900	1,263,867	5,592,417	6,856,284
11/26/2021	868	28,013	28,880	1,264,735	5,620,430	6,885,164
11/27/2021	945	26,160	27,105	1,265,680	5,646,590	6,912,269
11/28/2021	736	27,430	28,166	1,266,416	5,674,019	6,940,435
11/29/2021	767	28,014	28,781	1,267,183	5,702,033	6,969,216
11/30/2021	0	0	0	1,267,183	5,702,033	6,969,216
12/1/2021	752	14,930	15,682	1,267,935	5,716,963	6,984,898
12/2/2021	828	28,334	29,162	1,268,763	5,745,297	7,014,060
12/3/2021	1,128	28,724	29,852	1,269,891	5,774,021	7,043,912
12/4/2021	729	25,084	25,814	1,270,620	5,799,106	7,069,725
12/5/2021	667	29,990	30,657	1,271,287	5,829,096	7,100,382
12/6/2021	748	23,431	24,179	1,272,035	5,852,527	7,124,561
12/7/2021	697	23,188	23,885	1,272,732	5,875,715	7,148,446

Appendix D - Table 1
Summary of Frac Tank Recovery Volumes
(August 30, 2020 - June 22, 2022)

Colonial Pipeline Company
2020-L1-SR2448 Incident
Huntersville, North Carolina

Date	Product Gallons	PCW Gallons	Total Gallons	Product Cumulative	PCW Cumulative	Total Cumulative Gallons
12/8/2021	726	23,714	24,440	1,273,458	5,899,429	7,172,886
12/9/2021	880	22,037	22,917	1,274,338	5,921,466	7,195,803
12/10/2021	646	23,171	23,817	1,274,983	5,944,637	7,219,620
12/11/2021	547	23,370	23,916	1,275,530	5,968,006	7,243,536
12/12/2021	510	22,337	22,847	1,276,040	5,990,343	7,266,384
12/13/2021	742	22,184	22,926	1,276,782	6,012,528	7,289,310
12/14/2021	796	24,784	25,581	1,277,578	6,037,312	7,314,890
12/15/2021	782	24,830	25,612	1,278,360	6,062,142	7,340,502
12/16/2021	817	21,912	22,729	1,279,177	6,084,054	7,363,231
12/17/2021	732	25,429	26,162	1,279,910	6,109,483	7,389,393
12/18/2021	726	23,836	24,563	1,280,636	6,133,319	7,413,955
12/19/2021	788	24,298	25,086	1,281,424	6,157,617	7,439,041
12/20/2021	695	23,334	24,029	1,282,119	6,180,951	7,463,070
12/21/2021	598	23,006	23,603	1,282,717	6,203,957	7,486,674
12/22/2021	828	23,507	24,334	1,283,545	6,227,464	7,511,008
12/23/2021	896	22,799	23,695	1,284,440	6,250,263	7,534,703
12/24/2021	3,540	21,649	25,189	1,287,980	6,271,912	7,559,892
12/25/2021	960	7,235	8,194	1,288,940	6,279,146	7,568,086
12/26/2021	1,240	16,621	17,861	1,290,180	6,295,767	7,585,947
12/27/2021	2,261	21,900	24,162	1,292,441	6,317,668	7,610,109
12/28/2021	0	0	0	1,292,441	6,317,668	7,610,109
12/29/2021	3,011	21,268	24,279	1,295,453	6,338,936	7,634,388
12/30/2021	2,075	28,415	30,489	1,297,527	6,367,350	7,664,878
12/31/2021	1,697	25,313	27,009	1,299,224	6,392,663	7,691,887
1/1/2022	1,612	27,991	29,604	1,300,836	6,420,654	7,721,491
1/2/2022	1,232	22,200	23,432	1,302,068	6,442,855	7,744,923
1/3/2022	1,190	25,289	26,479	1,303,259	6,468,143	7,771,402
1/4/2022	1,308	25,111	26,419	1,304,567	6,493,254	7,797,821
1/5/2022	871	25,329	26,201	1,305,438	6,518,583	7,824,021
1/6/2022	1,971	26,070	28,041	1,307,409	6,544,653	7,852,062
1/7/2022	1,264	27,558	28,821	1,308,673	6,572,211	7,880,883

Appendix D - Table 1
Summary of Frac Tank Recovery Volumes
(August 30, 2020 - June 22, 2022)

Colonial Pipeline Company
2020-L1-SR2448 Incident
Huntersville, North Carolina

Date	Product Gallons	PCW Gallons	Total Gallons	Product Cumulative	PCW Cumulative	Total Cumulative Gallons
1/8/2022	1,248	26,889	28,137	1,309,921	6,599,100	7,909,020
1/9/2022	1,152	25,874	27,026	1,311,073	6,624,974	7,936,047
1/10/2022	1,071	25,398	26,469	1,312,144	6,650,372	7,962,516
1/11/2022	1,157	23,123	24,280	1,313,301	6,673,495	7,986,796
1/12/2022	942	24,832	25,774	1,314,243	6,698,326	8,012,569
1/13/2022	956	25,107	26,064	1,315,199	6,723,434	8,038,633
1/14/2022	1,041	25,014	26,055	1,316,240	6,748,448	8,064,688
1/15/2022	0	197	197	1,316,240	6,748,644	8,064,885
1/16/2022	0	0	0	1,316,240	6,748,644	8,064,885
1/17/2022	0	0	0	1,316,240	6,748,644	8,064,885
1/18/2022	0	0	0	1,316,240	6,748,644	8,064,885
1/19/2022	1,359	26,937	28,296	1,317,600	6,775,581	8,093,181
1/20/2022	1	1,211	1,212	1,317,601	6,776,792	8,094,393
1/21/2022	0	0	0	1,317,601	6,776,792	8,094,393
1/22/2022	1,310	26,501	27,810	1,318,910	6,803,293	8,122,203
1/23/2022	331	12,101	12,432	1,319,242	6,815,394	8,134,635
1/24/2022	1,049	22,413	23,462	1,320,291	6,837,806	8,158,097
1/25/2022	945	22,728	23,673	1,321,236	6,860,535	8,181,770
1/26/2022	918	27,075	27,993	1,322,154	6,887,610	8,209,763
1/27/2022	0	0	0	1,322,154	6,887,610	8,209,763
1/28/2022	0	0	0	1,322,154	6,887,610	8,209,763
1/29/2022	0	0	0	1,322,154	6,887,610	8,209,763
1/30/2022	1,009	16,856	17,866	1,323,163	6,904,466	8,227,629
1/31/2022	897	22,476	23,373	1,324,060	6,926,942	8,251,001
2/1/2022	827	23,676	24,503	1,324,886	6,950,618	8,275,504
2/2/2022	865	23,092	23,957	1,325,751	6,973,710	8,299,461
2/3/2022	828	23,854	24,682	1,326,579	6,997,565	8,324,144
2/4/2022	870	23,836	24,706	1,327,449	7,021,401	8,348,849
2/5/2022	451	24,386	24,837	1,327,900	7,045,786	8,373,686
2/6/2022	1,132	23,633	24,765	1,329,032	7,069,419	8,398,451
2/7/2022	560	22,690	23,250	1,329,592	7,092,110	8,421,701

Appendix D - Table 1
Summary of Frac Tank Recovery Volumes
(August 30, 2020 - June 22, 2022)

Colonial Pipeline Company
2020-L1-SR2448 Incident
Huntersville, North Carolina

Date	Product Gallons	PCW Gallons	Total Gallons	Product Cumulative	PCW Cumulative	Total Cumulative Gallons
2/8/2022	512	23,391	23,903	1,330,103	7,115,500	8,445,604
2/9/2022	516	21,170	21,686	1,330,619	7,136,671	8,467,290
2/10/2022	653	17,916	18,569	1,331,272	7,154,586	8,485,859
2/11/2022	503	22,567	23,070	1,331,775	7,177,153	8,508,928
2/12/2022	695	23,898	24,593	1,332,470	7,201,051	8,533,522
2/13/2022	587	22,543	23,129	1,333,057	7,223,594	8,556,651
2/14/2022	607	22,987	23,593	1,333,664	7,246,581	8,580,244
2/15/2022	314	11,316	11,630	1,333,977	7,257,896	8,591,874
2/16/2022	745	22,092	22,837	1,334,722	7,279,989	8,614,711
2/17/2022	994	29,393	30,387	1,335,716	7,309,382	8,645,098
2/18/2022	887	27,351	28,238	1,336,603	7,336,733	8,673,337
2/19/2022	665	26,822	27,486	1,337,268	7,363,555	8,700,823
2/20/2022	430	20,303	20,733	1,337,698	7,383,858	8,721,556
2/21/2022	585	25,896	26,481	1,338,283	7,409,754	8,748,037
2/22/2022	468	16,768	17,236	1,338,751	7,426,522	8,765,273
2/23/2022	717	24,699	25,415	1,339,468	7,451,220	8,790,688
2/24/2022	0	0	0	1,339,468	7,451,220	8,790,688
2/25/2022	222	17,618	17,841	1,339,690	7,468,839	8,808,529
2/26/2022	376	25,315	25,691	1,340,066	7,494,154	8,834,220
2/27/2022	565	23,312	23,877	1,340,630	7,517,466	8,858,097
2/28/2022	546	23,170	23,716	1,341,176	7,540,637	8,881,813
3/1/2022	549	22,563	23,112	1,341,725	7,563,200	8,904,925
3/2/2022	586	23,023	23,609	1,342,311	7,586,223	8,928,534
3/3/2022	536	23,561	24,097	1,342,847	7,609,784	8,952,631
3/4/2022	586	24,198	24,784	1,343,433	7,633,982	8,977,415
3/5/2022	561	22,972	23,533	1,343,994	7,656,954	9,000,948
3/6/2022	706	26,580	27,286	1,344,700	7,683,534	9,028,234
3/7/2022	465	19,092	19,556	1,345,165	7,702,626	9,047,790
3/8/2022	506	22,260	22,765	1,345,670	7,724,886	9,070,556
3/9/2022	486	23,752	24,238	1,346,156	7,748,638	9,094,794
3/10/2022	445	21,604	22,050	1,346,601	7,770,242	9,116,843

Appendix D - Table 1
Summary of Frac Tank Recovery Volumes
(August 30, 2020 - June 22, 2022)

Colonial Pipeline Company
2020-L1-SR2448 Incident
Huntersville, North Carolina

Date	Product Gallons	PCW Gallons	Total Gallons	Product Cumulative	PCW Cumulative	Total Cumulative Gallons
3/11/2022	545	22,997	23,542	1,347,146	7,793,239	9,140,385
3/12/2022	423	23,593	24,017	1,347,570	7,816,832	9,164,402
3/13/2022	121	5,772	5,893	1,347,691	7,822,605	9,170,295
3/14/2022	122	2,100	2,222	1,347,813	7,824,704	9,172,517
3/15/2022	768	22,270	23,038	1,348,580	7,846,974	9,195,555
3/16/2022	282	23,626	23,908	1,348,863	7,870,600	9,219,463
3/17/2022	488	23,994	24,482	1,349,350	7,894,594	9,243,945
3/18/2022	589	24,560	25,148	1,349,939	7,919,154	9,269,093
3/19/2022	547	23,250	23,797	1,350,486	7,942,404	9,292,890
3/20/2022	357	22,429	22,786	1,350,843	7,964,833	9,315,675
3/21/2022	343	23,049	23,392	1,351,186	7,987,882	9,339,067
3/22/2022	445	22,282	22,727	1,351,631	8,010,164	9,361,794
3/23/2022	406	15,863	16,269	1,352,037	8,026,027	9,378,063
3/24/2022	316	22,068	22,384	1,352,353	8,048,094	9,400,447
3/25/2022	465	20,989	21,453	1,352,818	8,069,083	9,421,900
3/26/2022	283	16,569	16,852	1,353,100	8,085,652	9,438,752
3/27/2022	263	21,917	22,180	1,353,363	8,107,569	9,460,932
3/28/2022	586	18,356	18,942	1,353,949	8,125,925	9,479,874
3/29/2022	172	7,711	7,883	1,354,121	8,133,636	9,487,757
3/30/2022	0	0	0	1,354,121	8,133,636	9,487,757
3/31/2022	526	17,073	17,599	1,354,647	8,150,709	9,505,356
4/1/2022	0	0	0	1,354,647	8,150,709	9,505,356
4/2/2022	408	15,641	16,049	1,355,055	8,166,350	9,521,405
4/3/2022	498	21,218	21,716	1,355,553	8,187,568	9,543,122
4/4/2022	553	20,317	20,870	1,356,107	8,207,885	9,563,992
4/5/2022	384	20,749	21,133	1,356,490	8,228,634	9,585,125
4/6/2022	455	20,316	20,770	1,356,945	8,248,950	9,605,895
4/7/2022	255	7,670	7,924	1,357,200	8,256,619	9,613,819
4/8/2022	282	13,552	13,834	1,357,482	8,270,171	9,627,654
4/9/2022	506	19,325	19,831	1,357,988	8,289,496	9,647,484
4/10/2022	363	18,452	18,816	1,358,352	8,307,948	9,666,300

Appendix D - Table 1
Summary of Frac Tank Recovery Volumes
(August 30, 2020 - June 22, 2022)

Colonial Pipeline Company
2020-L1-SR2448 Incident
Huntersville, North Carolina

Date	Product Gallons	PCW Gallons	Total Gallons	Product Cumulative	PCW Cumulative	Total Cumulative Gallons
4/11/2022	485	17,618	18,103	1,358,837	8,325,566	9,684,403
4/12/2022	585	18,690	19,274	1,359,421	8,344,256	9,703,677
4/13/2022	571	17,977	18,549	1,359,993	8,362,233	9,722,226
4/14/2022	485	19,299	19,784	1,360,478	8,381,532	9,742,010
4/15/2022	485	18,325	18,810	1,360,963	8,399,857	9,760,820
4/16/2022	508	19,758	20,265	1,361,470	8,419,615	9,781,085
4/17/2022	403	20,587	20,990	1,361,873	8,440,202	9,802,074
4/18/2022	545	20,001	20,546	1,362,418	8,460,203	9,822,621
4/19/2022	326	21,233	21,559	1,362,744	8,481,436	9,844,179
4/20/2022	294	20,299	20,593	1,363,038	8,501,735	9,864,773
4/21/2022	467	19,843	20,310	1,363,505	8,521,578	9,885,083
4/22/2022	539	21,277	21,816	1,364,044	8,542,854	9,906,898
4/23/2022	330	18,581	18,911	1,364,374	8,561,435	9,925,810
4/24/2022	434	19,333	19,768	1,364,809	8,580,769	9,945,578
4/25/2022	356	19,696	20,053	1,365,165	8,600,465	9,965,630
4/26/2022	269	19,390	19,659	1,365,434	8,619,855	9,985,290
4/27/2022	464	19,664	20,129	1,365,899	8,639,520	10,005,418
4/28/2022	0	0	0	1,365,899	8,639,520	10,005,418
4/29/2022	343	12,284	12,627	1,366,242	8,651,804	10,018,045
4/30/2022	525	21,054	21,579	1,366,767	8,672,858	10,039,624
5/1/2022	546	20,100	20,646	1,367,313	8,692,957	10,060,271
5/2/2022	317	19,232	19,548	1,367,630	8,712,189	10,079,819
5/3/2022	446	18,002	18,448	1,368,076	8,730,191	10,098,266
5/4/2022	471	17,076	17,548	1,368,547	8,747,267	10,115,814
5/5/2022	364	16,709	17,074	1,368,912	8,763,976	10,132,888
5/6/2022	422	16,774	17,196	1,369,334	8,780,750	10,150,084
5/7/2022	424	17,211	17,635	1,369,758	8,797,961	10,167,719
5/8/2022	304	19,315	19,618	1,370,062	8,817,276	10,187,337
5/9/2022	405	18,950	19,356	1,370,467	8,836,226	10,206,693
5/10/2022	306	19,575	19,882	1,370,773	8,855,801	10,226,575
5/11/2022	419	17,427	17,847	1,371,193	8,873,229	10,244,422

Appendix D - Table 1
Summary of Frac Tank Recovery Volumes
(August 30, 2020 - June 22, 2022)

Colonial Pipeline Company
2020-L1-SR2448 Incident
Huntersville, North Carolina

Date	Product Gallons	PCW Gallons	Total Gallons	Product Cumulative	PCW Cumulative	Total Cumulative Gallons
5/12/2022	370	17,984	18,354	1,371,563	8,891,213	10,262,776
5/13/2022	413	18,395	18,808	1,371,976	8,909,608	10,281,584
5/14/2022	553	17,908	18,462	1,372,529	8,927,516	10,300,045
5/15/2022	418	17,228	17,647	1,372,947	8,944,745	10,317,692
5/16/2022	425	17,760	18,185	1,373,372	8,962,505	10,335,877
5/17/2022	392	17,377	17,769	1,373,764	8,979,882	10,353,646
5/18/2022	329	18,462	18,791	1,374,093	8,998,343	10,372,436
5/19/2022	323	13,058	13,381	1,374,416	9,011,402	10,385,818
5/20/2022	386	18,489	18,874	1,374,802	9,029,890	10,404,692
5/21/2022	350	18,133	18,483	1,375,151	9,048,024	10,423,175
5/22/2022	246	19,072	19,318	1,375,397	9,067,096	10,442,493
5/23/2022	384	18,205	18,589	1,375,781	9,085,300	10,461,082
5/24/2022	269	17,774	18,043	1,376,050	9,103,074	10,479,124
5/25/2022	21	425	446	1,376,071	9,103,499	10,479,570
5/26/2022	254	14,682	14,935	1,376,325	9,118,180	10,494,505
5/27/2022	384	18,003	18,387	1,376,709	9,136,183	10,512,892
5/28/2022	364	19,537	19,900	1,377,073	9,155,719	10,532,792
5/29/2022	360	18,831	19,191	1,377,433	9,174,551	10,551,983
5/30/2022	404	17,882	18,286	1,377,837	9,192,432	10,570,270
5/31/2022	193	18,285	18,478	1,378,030	9,210,717	10,588,747
6/1/2022	349	18,063	18,413	1,378,379	9,228,780	10,607,160
6/2/2022	180	15,906	16,086	1,378,559	9,244,686	10,623,245
6/3/2022	369	20,339	20,708	1,378,929	9,265,025	10,643,954
6/4/2022	464	18,961	19,426	1,379,393	9,283,986	10,663,379
6/5/2022	448	19,109	19,557	1,379,841	9,303,096	10,682,937
6/6/2022	268	18,992	19,260	1,380,109	9,322,088	10,702,197
6/7/2022	383	18,446	18,829	1,380,492	9,340,534	10,721,026
6/8/2022	263	18,952	19,215	1,380,755	9,359,486	10,740,241
6/9/2022	384	18,709	19,093	1,381,139	9,378,195	10,759,334
6/10/2022	223	15,782	16,004	1,381,362	9,393,976	10,775,338
6/11/2022	303	15,883	16,186	1,381,664	9,409,860	10,791,524

Appendix D - Table 1
Summary of Frac Tank Recovery Volumes
(August 30, 2020 - June 22, 2022)

Colonial Pipeline Company
2020-L1-SR2448 Incident
Huntersville, North Carolina

Date	Product Gallons	PCW Gallons	Total Gallons	Product Cumulative	PCW Cumulative	Total Cumulative Gallons
6/12/2022	309	15,782	16,091	1,381,973	9,425,641	10,807,615
6/13/2022	285	15,823	16,108	1,382,258	9,441,465	10,823,723
6/14/2022	268	17,109	17,378	1,382,526	9,458,574	10,841,100
6/15/2022	131	11,500	11,631	1,382,658	9,470,074	10,852,732
6/16/2022	264	15,601	15,865	1,382,922	9,485,675	10,868,596
6/17/2022	304	15,256	15,560	1,383,226	9,500,931	10,884,157
6/18/2022	282	16,079	16,361	1,383,508	9,517,010	10,900,518
6/19/2022	305	15,646	15,951	1,383,813	9,532,656	10,916,469
6/20/2022	224	15,597	15,821	1,384,038	9,548,252	10,932,290
6/21/2022	364	16,843	17,207	1,384,401	9,565,095	10,949,496
6/22/2022	181	15,359	15,541	1,384,583	9,580,454	10,965,037

Notes:

PCW = Petroleum Contact Water

Due to rounding variances inherent in using separate data management platforms, daily transfer of data between separate data management platforms resulted in calculated cumulative volume variances. Any rounding variances were minimal and were rectified beginning March 29, 2022.

Appendix D
Petroleum Contact Water And Free Product Recovery Graphs

Colonial Pipeline Company
2020-L1-2448 Incident
Huntersville, North Carolina

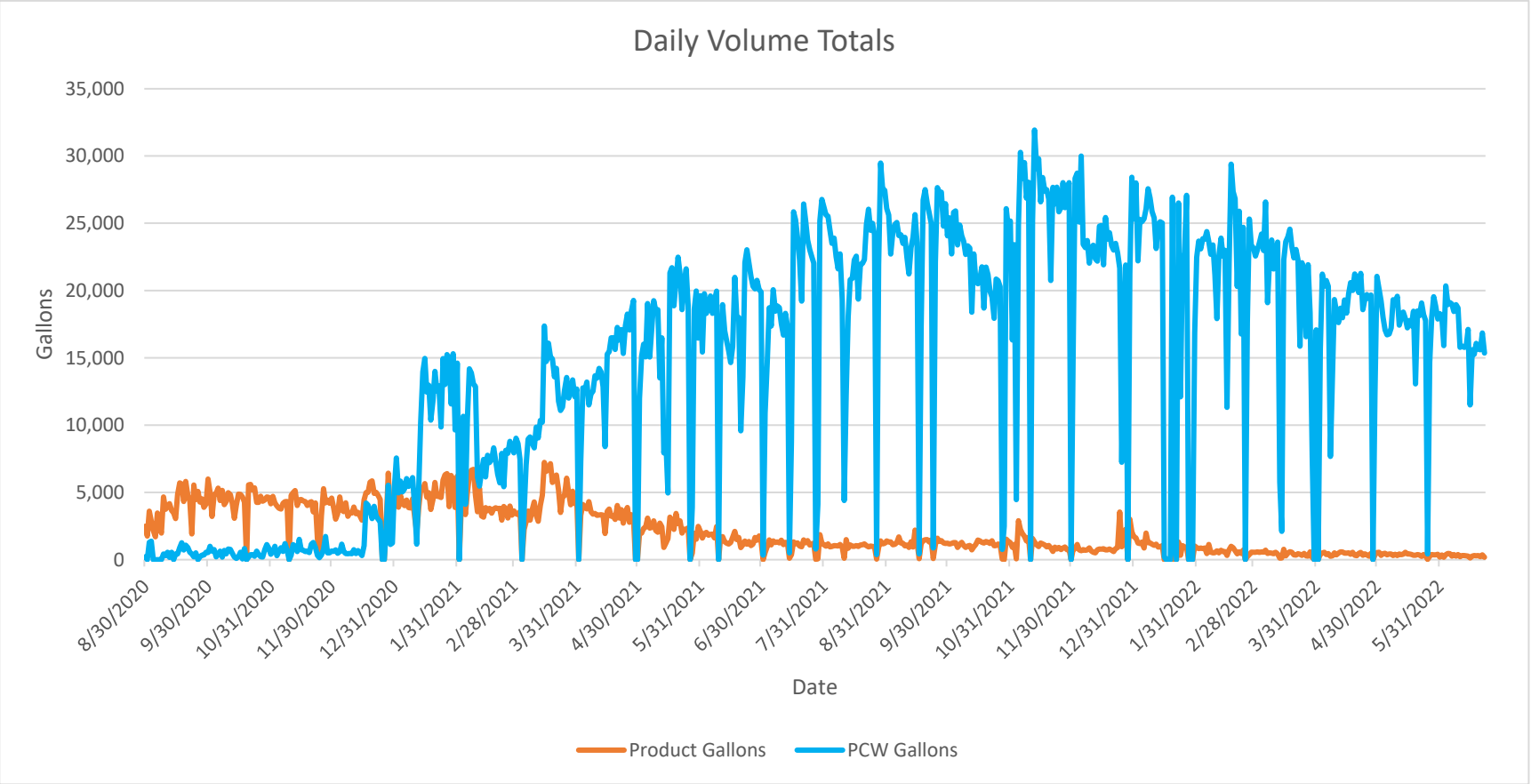

Notes:
PCW = Petroleum Contact Water

Appendix D
Petroleum Contact Water And Free Product Recovery Graphs

Colonial Pipeline Company
2020-L1-2448 Incident
Huntersville, North Carolina

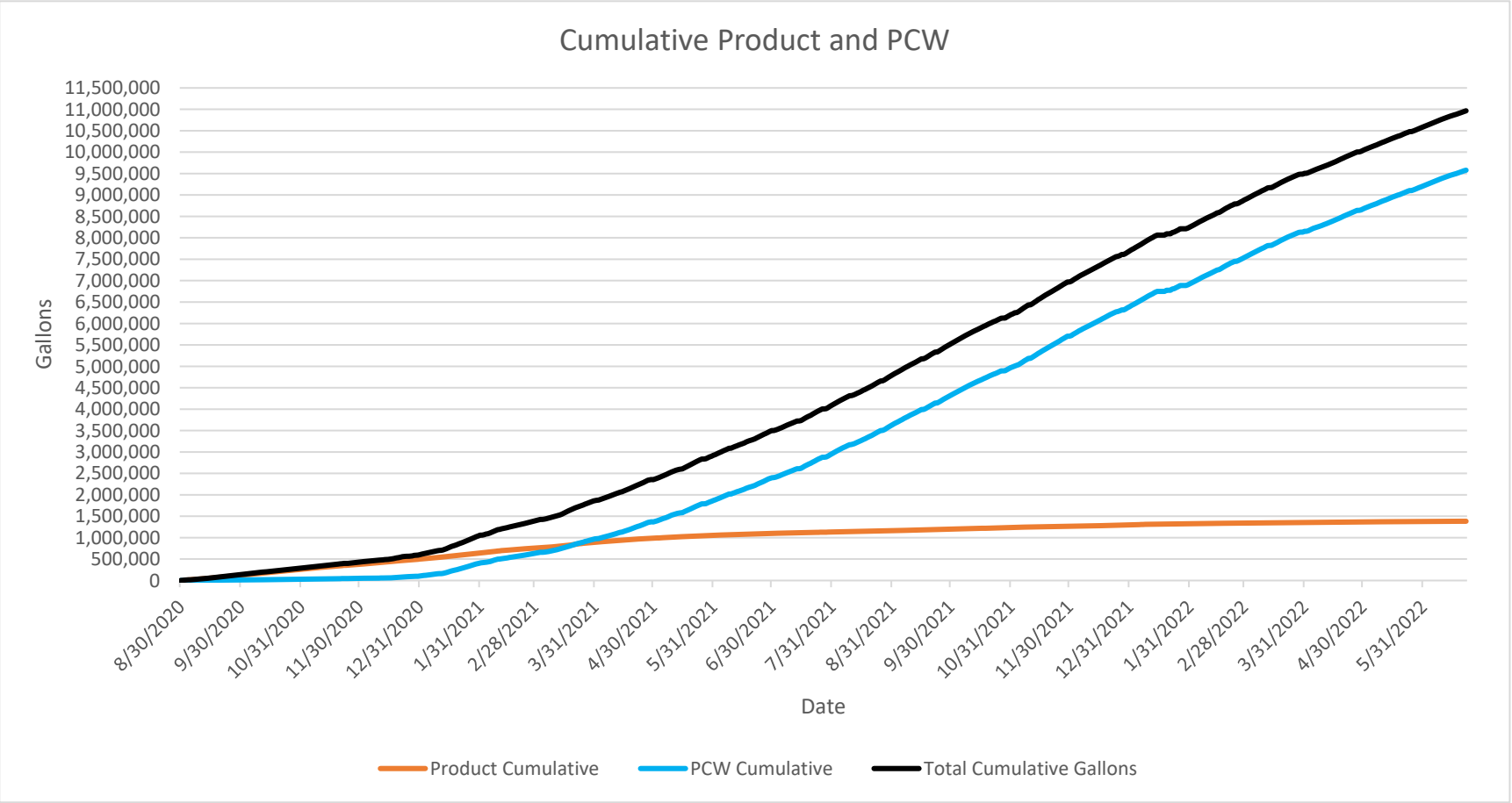

Notes:
PCW = Petroleum Contact Water

Appendix D - Table 2
Summary of Petroleum Contact Water Sampling Results

Colonial Pipeline Company
2020-L1-SR2448
Huntersville, North Carolina

Lab Report Number	Sample ID	Tank ID	Sample Date	VOCs (µg/L)														
				Benzene	Chlorobenzene	Chloromethane	Diisopropyl ether	Ethylbenzene	Isopropylbenzene (Cumene)	Methyl-tert-butyl ether	Naphthalene	n-Propylbenzene	Toluene	1,2,4-Trimethylbenzene	1,3,5-Trimethylbenzene	m&p-Xylene	o-Xylene
Frac Tank Petroleum Contact Water (PCW)																		
92584116	FRAC_TANK_ZONE_1_01242022	ZONE 1	01/24/2022	**13,900**	<125	<250	**2,610**	**2,160**	<125	**609**	**301J**	<125	**32,900**	**1,320**	<125	**8,840**	**4,220**
92584116	FRAC_TANK_ZONE_2_01242022	ZONE 2	01/24/2022	**9,640**	**85.5J**	<250	**1,020**	**2,590**	<125	**276**	**552**	<125	**34,500**	**2,040**	<125	**10,400**	**5,150**
92584116	FRAC_TANK_ZONE_3_01242022	ZONE 3	01/24/2022	**15,800**	<125	<250	**3,350**	**2,150**	<125	**1,020**	**312J**	<125	**31,700**	**1,150**	<125	**7,760**	**3,830**
92584116	DUP_01	ZONE 3	01/24/2022	**16,100**	<125	**140J**	**3,320**	**2,220**	<125	**994**	**295J**	<125	**34,400**	**1,180**	<125	**8,090**	**3,960**
92585259	FRAC_TANK_ZONE_1_01312022	ZONE 1	01/31/2022	**15,600**	<125	<250	**3,000**	**3,240**	<125	**724**	**488J**	**311**	**41,100**	**2,250**	**490**	**12,200**	**5,950**
92585259	FRAC_TANK_ZONE_2_01312022	ZONE 2	01/31/2022	**10,900**	<125	<250	**1,120**	**2,060**	<125	**336**	**319J**	**174**	**33,900**	**1,540**	**361**	**9,440**	**4,760**
92585259	FRAC_TANK_ZONE_3_01312022	ZONE 3	01/31/2022	**15,100**	<125	<250	**3,530**	**2,120**	<125	**1,120**	**234J**	**159**	**32,300**	**1,160**	**270**	**7,710**	**3,800**
92585259	DUP_01_01312022	ZONE 1	01/31/2022	**14,900**	<125	<250	**2,910**	**5,630**	**452J**	**722**	**3500J**	**2,030**	**41,500**	**18,000**	**4,310**	**23,600**	**12,500**
92586651	FRAC_TANK_ZONE_1_02072022	ZONE 1	2/7/2022	**12,200**	<100	<200	**2,300**	**2,780**	**94.6J**	**541**	**464J**	**281**	**37,600**	**1,930**	**470**	**10,300**	**5,200**
92586651	FRAC_TANK_ZONE_2_02072022	ZONE 2	2/7/2022	**11,500**	<100	<200	**1,060**	**2,030**	<100	**325**	**362J**	**193**	**33,700**	**1,600**	**346**	**9,230**	**4,630**
92586651	FRAC_TANK_ZONE_3_02072022	ZONE 3	2/7/2022	**15,700**	<100	<200	**3,160**	**2,240**	<100	**974**	**301J**	**189**	**33,800**	**1,290**	**325**	**8,190**	**4,130**
92586651	DUP-01-02072022	ZONE 3	2/7/2022	**15,500**	<125	<250	**3,000**	**2,190**	<125	**1,010**	**319J**	**183**	**34,300**	**1,280**	**314**	**7,970**	**4,080**
92587986	FRAC-TANK-ZONE-1-02142022	ZONE 1	2/14/2022	**13,700**	<125	<250	**2,100**	**2,520**	**90.1J**	**566**	**418J**	**270**	**35,600**	**2,030**	**492**	**10,300**	**5,160**
92587986	FRAC-TANK-ZONE-2-02142022	ZONE 2	2/14/2022	**11,500**	<125	<250	**941**	**2,410**	<125	**336**	**367J**	**196**	**37,500**	**1,740**	**391**	**10,600**	**5,290**
92587986	FRAC-TANK-ZONE-3-02142022	ZONE 3	2/14/2022	**15,300**	<125	<250	**2,570**	**4,520**	**241J**	**910**	**1360J**	**868**	**41,800**	**7,260**	**1,760**	**18,000**	**8,790**
92587986	DUP-01-02142022	ZONE 2	2/14/2022	**11,100**	<125	<250	**951**	**2,400**	**135J**	**287**	**428J**	**260**	**35,300**	**1,790**	**469**	**10,400**	**5,210**
92589282	FRAC-TANK-ZONE-1-02212022	ZONE 1	2/21/2022	**14,500**	<125	<250	**2,310**	**2,820**	<125	**492**	**388J**	**220**	**36,600**	**1,490**	**393**	**10,700**	**5,020**
92589282	FRAC-TANK-ZONE-2-02212022	ZONE 2	2/21/2022	**9,080**	<125	<250	**901**	**1,980**	<125	**215**	**426J**	**131**	**37,000**	**1,800**	**462**	**11,800**	**5,770**
92589282	FRAC-TANK-ZONE-3-02212022	ZONE 3	2/21/2022	**14,300**	<125	<250	**2,540**	**2,050**	<125	**649**	**271J**	**153**	**31,100**	**1,080**	**268**	**7,700**	**3,730**
92589282	DUP-01-02212022	ZONE 1	2/21/2022	**14,800**	<125	<250	**2,370**	**2,770**	<125	**513**	**361J**	**212**	**37,400**	**1,510**	**395**	**10,700**	**5,130**
92590435	FRAC_TANK_ZONE_1_02282022	ZONE 1	2/28/2022	**12,200**	<125	<250	**2,110**	**2,920**	<125	**567**	**402J**	**220**	**42,200**	**1,880**	**433**	**12,400**	**6,130**
92590435	FRAC_TANK_ZONE_2_02282022	ZONE 2	2/28/2022	**11,000**	<125	<250	**1,070**	**1,900**	<125	**328**	**312J**	**173**	**33,100**	**1,380**	**319**	**8,520**	**4,350**
92590435	FRAC_TANK_ZONE_3_02282022	ZONE 3	2/28/2022	**15,500**	<125	<250	**2,670**	**3,450**	**154J**	**815**	**882J**	**549**	**38,700**	**4,030**	**960**	**13,000**	**6,530**
92590435	DUP_01_02282022	ZONE 3	2/28/2022	**15,500**	<125	<250	**2,690**	**5,150**	**294J**	**806**	**1290J**	**1,110**	**44,300**	**7,360**	**1,850**	**19,800**	**9,500**
92591976	FRAC_TANK_1_03082022	ZONE 1	3/8/2022	**12,100**	<125	<250	**1,780**	**2,360**	<125	**530**	**453J**	**173**	**33,500**	**1,250**	**311**	**9,350**	**4,460**

Appendix D - Table 2
Summary of Petroleum Contact Water Sampling Results

Colonial Pipeline Company
2020-L1-SR2448
Huntersville, North Carolina

Lab Report Number	Sample ID	Tank ID	Sample Date	VOCs (µg/L)														
				Benzene	Chlorobenzene	Chloromethane	Diisopropyl ether	Ethylbenzene	Isopropylbenzene (Cumene)	Methyl-tert-butyl ether	Naphthalene	n-Propylbenzene	Toluene	1,2,4-Trimethylbenzene	1,3,5-Trimethylbenzene	m&p-Xylene	o-Xylene
92591976	FRAC_TANK_2_03082022	ZONE 2	3/8/2022	**8,090**	<125	<250	**835**	**1,690**	<125	**239**	**270J**	**121**	**24,800**	**1,030**	**264**	**7,310**	**3,620**
92591976	FRAC_TANK_3_03082022	ZONE 3	3/8/2022	**14,000**	<125	<250	**1,980**	**1,730**	<125	**626**	**242J**	**127**	**29,000**	**906**	**230**	**6,470**	**3,300**
92591976	DUP_01_03082022	ZONE 3	3/8/2022	**12,000**	<125	<250	**2,530**	**1,520**	<125	**758**	**287J**	**108**	**26,900**	**802**	**194**	**5,810**	**2,870**
92593387	FRAC-TANK-ZONE-1-03152022	ZONE 1	3/15/2022	**11,300**	<125	<250	**1,860**	**2,920**	**85.3J**	**520**	**596J**	**238**	**36,100**	**1,830**	**454**	**11,000**	**5,360**
92593387	FRAC-TANK-ZONE-2-03152022	ZONE 2	3/15/2022	**9,190**	<125	<250	**777**	**3,720**	**218**	**237**	**2070J**	**928**	**37,100**	**9,060**	**2,130**	**16,300**	**7,940**
92593387	FRAC-TANK-ZONE-3-03152022	ZONE 3	3/15/2022	**13,700**	<125	<250	**2,230**	**2,470**	<125	**776**	**489J**	**220**	**32,600**	**1,580**	**382**	**9,310**	**4,280**
92593387	DUP-01-03152022	ZONE 3	3/15/2022	**13,400**	<125	<250	**2,220**	**2,670**	**90.1J**	**731**	**598J**	**270**	**33,500**	**2,040**	**460**	**10,300**	**4,790**
92594499	FRAC_TANK_ZONE_1	ZONE 1	3/21/2022	**12,500**	<125	<250	**2,250**	**2,110**	**109J**	**568**	**294J**	**182**	**34,500**	**1,390**	**411**	**10,300**	**5,150**
92594499	FRAC_TANK_ZONE_2	ZONE 2	3/21/2022	**11,500**	<125	<250	**1,010**	**2,620**	<125	**269**	**361J**	**222**	**39,300**	**1,790**	**403**	**11,500**	**5,500**
92594499	FRAC_TANK_ZONE_3	ZONE 3	3/21/2022	**14,300**	<125	<250	**2,370**	**1,960**	<125	**722**	**278J**	**156**	**32,100**	**1,200**	**264**	**7,630**	**3,660**
92594499	DUP_01_03212022	ZONE 2	3/21/2022	**11,100**	<125	<250	**1,070**	**2,610**	<125	**306**	**391J**	**196**	**37,800**	**1,650**	**373**	**10,800**	**5,340**
92595721	FRAC_TANK_ZONE_1_03282022	ZONE 1	3/28/2022	**14,300**	<200	<400	**2,150**	**2,530**	<200	**519**	**483J**	**232**	**35,000**	**1,520**	**373**	**9,590**	**4,580**
92595721	FRAC_TANK_ZONE_2_03282022	ZONE 2	3/28/2022	**10,100**	<125	<250	**954**	**2,140**	<125	**308**	**571J**	**213**	**33,900**	**1,820**	**441**	**10,200**	**4,850**
92595721	FRAC_TANK_ZONE_3_03282022	ZONE 3	3/28/2022	**14,500**	<125	<250	**2,920**	**2,220**	<125	**956**	**370J**	**190**	**32,900**	**1,350**	**352**	**8,640**	**4,090**
92595721	DUP_01_03282022	ZONE 3	3/28/2022	**14,300**	<125	<250	**2,740**	**2,200**	<125	**956**	**280J**	**187**	**31,300**	**1,280**	**325**	**8,280**	**4,030**
92596847	FRAC_TANK_ZONE_1_04092022	ZONE 1	4/4/2022	**13,400**	<125	<250	**2,150**	**2,120**	<125	**560**	**352J**	**197**	**33,000**	**1,680**	**382**	**8,890**	**4,330**
92596847	FRAC_TANK_ZONE_2_04092022	ZONE 2	4/4/2022	**8,540**	<125	<250	**813**	**2,400**	<125	**313**	**466J**	**190**	**35,200**	**1,700**	**420**	**11,000**	**5,240**
92596847	FRAC_TANK_ZONE_3_04092022	ZONE 3	4/4/2022	**13,400**	<125	<250	**2,660**	**2,370**	<125	**982**	**287J**	**196**	**31,800**	**1,340**	**341**	**9,140**	**4,330**
92596847	DUP_01_04042027_20220404	ZONE 2	4/4/2022	**8,460**	<125	<250	**845**	**2,440**	<125	**219**	**456J**	**202**	**36,800**	**2,000**	**404**	**11,500**	**5,640**
92598331	FRAC_TANK_ZONE_1_04112022	ZONE 1	4/11/2022	**12,800**	<125	<250	**2,190**	**2,310**	<125	**543**	**310J**	**201**	**34,800**	**1,420**	**368**	**9,100**	**4,220**
92598331	FRAC_TANK_ZONE_2_04112022	ZONE 2	4/11/2022	**8,610**	<125	<250	**715**	**1,810**	<125	**170**	**330J**	**118J**	**35,300**	**1,390**	**321**	**9,340**	**4,450**
92598331	FRAC_TANK_ZONE_3_04112022	ZONE 3	4/11/2022	**15,100**	<125	<250	**2,530**	**2,840**	<125	**810**	**364J**	**201**	**40,600**	**1,470**	**339**	**10,700**	**4,950**
92598331	DUP_01_04112022	ZONE 3	4/11/2022	**14,900**	<125	<250	**2,440**	**2,630**	<125	**758**	**314J**	**187**	**39,400**	**1,340**	**329**	**10,000**	**4,650**

Appendix D - Table 2
Summary of Petroleum Contact Water Sampling Results

Colonial Pipeline Company
2020-L1-SR2448
Huntersville, North Carolina

Lab Report Number	Sample ID	Tank ID	Sample Date	VOCs (µg/L)													
				Benzene	Chlorobenzene	Chloromethane	Diisopropyl ether	Ethylbenzene	Isopropylbenzene (Cumene)	Methyl-tert-butyl ether	Naphthalene	n-Propylbenzene	Toluene	1,2,4-Trimethylbenzene	1,3,5-Trimethylbenzene	m&p-Xylene	o-Xylene
92599541	FRAC-TANK-ZONE-104182022	ZONE 1	4/18/2022	**13,100**	<125	<250	**2,020**	**1,970**	<125	**471**	**259J**	**183**	**28,100**	**1,300**	**322**	**7,630**	**3,810**
92599541	FRAC-TANK-ZONE-204182022	ZONE 2	4/18/2022	**8,590**	<125	<250	**751**	**1,800**	<125	**165**	**307J**	**120J**	**28,200**	**1,240**	**304**	**8,130**	**4,160**
92599541	FRAC-TANK-ZONE-304182022	ZONE 3	4/18/2022	**13,100**	<125	<250	**2,050**	**2,600**	<125	**600**	**482J**	**214**	**31,300**	**1,740**	**406**	**9,980**	**4,950**
92599541	DUP-01-04182022	ZONE 1	4/18/2022	**13,100**	<125	<250	**1,950**	**2,100**	<125	**457**	**292J**	**194**	**28,500**	**1,430**	**348**	**8,150**	**4,050**
92600909	FRACTANKZONE104252022	ZONE 1	4/25/2022	**13,600**	<125	<250	**1,890**	**2,200**	**84.8J**	**508**	**1100J**	**250**	**32,700**	**1,680**	**406**	**8,430**	**4,110**
92600909	FRACTANKZONE204252022	ZONE 2	4/25/2022	**9,110**	<125	<250	**723**	**1,530**	<125	**250**	**358J**	**111J**	**28,900**	**1,050**	**261**	**6,820**	**3,440**
92600909	FRACTANKZONE304252022	ZONE 3	4/25/2022	**13,300**	<125	<250	**2,010**	**2,780**	**109J**	**622**	**689J**	**352**	**34,600**	**2,870**	**736**	**10,600**	**5,120**
92600909	DUP1_04252022	ZONE 3	4/25/2022	**13,100**	<125	<250	**2,000**	**4,020**	**235**	**647**	**763J**	**728**	**37,300**	**4,620**	**1,160**	**15,100**	**6,740**
92602050	FRAC_TANK_ZONE_1_05022022	ZONE 1	5/2/2022	**11,600**	<125	<250	**1,750**	**3,050**	**133**	**516**	**829J**	**403**	**38,000**	**3,260**	**772**	**11,300**	**5,730**
92602050	FRAC_TANK_ZONE_2_05022022	ZONE 2	5/2/2022	**6,110**	<125	<250	**427**	**1,780**	<125	**135**	**497J**	**158**	**29,300**	**1,580**	**340**	**7,910**	**3,990**
92602050	FRAC_TANK_ZONE_3_05022022	ZONE 3	5/2/2022	**11,900**	<125	<250	**2,030**	**1,870**	<125	**790**	**347J**	**177**	**31,000**	**1,260**	**300**	**6,830**	**3,370**
92602050	DUP_01_05022022	ZONE 2	5/2/2022	**6,280**	<125	<250	**426**	**1,840**	<125	**145**	**372J**	**133**	**30,500**	**1,360**	**309**	**8,140**	**4,200**
92603417	FRAC_TANK_ZONE_1_05092022	ZONE 1	5/9/2022	**11,900**	<125	<250	**1,970**	**2,140**	<125	**549**	**315J**	**163**	**35,000**	**1,240**	**306**	**7,910**	**3,910**
92603417	FRAC_TANK_ZONE_2_05092022	ZONE 2	5/9/2022	**6,800**	<125	<250	**449**	**1,880**	<125	**145**	**349J**	**140**	**32,300**	**1,330**	**324**	**8,380**	**4,280**
92603417	FRAC_TANK_ZONE_3_05092022	ZONE 3	5/9/2022	**12,200**	<125	<250	**2,060**	**2,400**	<125	**778**	**660J**	**195**	**35,400**	**1,680**	**370**	**8,940**	**4,350**
92603417	DUP-01-05092022	ZONE 3	5/9/2022	**12,500**	<125	<250	**2,170**	**2,310**	<125	**773**	**714J**	**203**	**35,800**	**1,820**	**425**	**8,770**	**4,300**
92604607	FRAC_TANK_ZONE_1_05162022	ZONE 1	5/16/2022	**12,400**	<125	<250	**1,750**	**2,170**	<125	**518**	**286J**	**191**	**34,800**	**1,240**	**291**	**7,920**	**3,810**
92604607	FRAC_TANK_ZONE_2_05162023_20220516	ZONE 2	5/16/2022	**5,950**	<125	<250	**434**	**1,380**	<125	**124J**	**275J**	**95.8J**	**26,500**	**1,040**	**243**	**6,740**	**3,490**
92604607	FRAC_TANK_ZONE_3_5162024_20220516	ZONE 3	5/16/2022	**12,400**	<125	<250	**2,000**	**2,990**	**134**	**723**	**1030J**	**492**	**37,400**	**4,300**	**1,010**	**11,500**	**5,730**
92604607	DUP_01_05162022	ZONE 1	5/16/2022	**12,400**	<125	<250	**1,730**	**2,200**	<125	**512**	**322J**	**195**	**35,500**	**1,430**	**331**	**8,180**	**3,980**
92605893	Frac-Tank-Zone-1-05232022	ZONE 1	5/23/2022	**12,200**	<125	<250	**2,010**	**1,970**	<125	**580**	**358J**	**267**	**29,000**	**1,860**	**472**	**7,380**	**3,680**
92605893	Frac-Tank-Zone-2-05232022	ZONE 2	5/23/2022	**7,990**	<125	<250	**578**	**1,890**	<125	**209**	**336J**	**156**	**30,200**	**1,590**	**377**	**9,160**	**4,650**
92605893	Frac-Tank-Zone-3-05232022	ZONE 3	5/23/2022	**15,700**	<200	<400	**2,480**	**3,170**	<200	**1,050**	**728J**	**273**	**38,900**	**2,100**	**464**	**11,800**	**5,540**

Appendix D - Table 2
Summary of Petroleum Contact Water Sampling Results

Colonial Pipeline Company
2020-L1-SR2448
Huntersville, North Carolina

Lab Report Number	Sample ID	Tank ID	Sample Date	VOCs (µg/L)														
				Benzene	Chlorobenzene	Chloromethane	Diisopropyl ether	Ethylbenzene	Isopropylbenzene (Cumene)	Methyl-tert-butyl ether	Naphthalene	n-Propylbenzene	Toluene	1,2,4-Trimethylbenzene	1,3,5-Trimethylbenzene	m&p-Xylene	o-Xylene
92605893	DUP-1-05232022	ZONE 3	5/23/2022	**14,200**	<125	<250	**2,360**	**8,700**	**643**	**871**	**3370J**	**2,450**	**46,900**	**19,800**	**4,930**	**35,400**	**17,300**
92607083	FRAC_TANK_ZONE_1_05312022	ZONE 1	5/31/2022	**14,800**	<125	<250	**2,240**	**2,150**	<125	**681**	**237J**	**174**	**33,300**	**1,170**	**280**	**8,070**	**3,870**
92607083	FRAC_TANK_ZONE_2_05312022	ZONE 2	5/31/2022	**6,510**	<125	<250	**445**	**2,160**	<125	**161**	**322J**	**176**	**28,800**	**1,550**	**359**	**9,850**	**4,770**
92607083	FRAC_TANK_ZONE_3_05312022	ZONE 3	5/31/2022	**15,600**	<125	<250	**2,300**	**2,870**	<125	**878**	**330J**	**226**	**39,200**	**1,520**	**384**	**10,600**	**5,040**
92607083	DUP_01_05312022	ZONE 2	5/31/2022	**6,400**	<125	<250	**439**	**2,190**	<125	**157**	**352J**	**187**	**28,700**	**1,620**	**346**	**9,890**	**4,940**
92608006	FRAC-TANK-ZONE-1-06062022	ZONE 1	6/6/2022	**16,000**	<125	<250	**2,480**	**2,470**	<125	**689**	**332J**	**216**	**37,600**	**1,540**	**308**	**9,740**	**4,660**
92608006	FRAC-TANK-ZONE-2-06062022	ZONE 2	6/6/2022	**9,470**	<125	<250	**671**	**2,640**	<125	**197**	**376J**	**217**	**36,500**	**1,740**	**381**	**11,000**	**5,430**
92608006	FRAC-TANK-ZONE-3-06062022	ZONE 3	6/6/2022	**14,300**	<125	<250	**2,310**	**2,060**	<125	**917**	**353J**	**170**	**32,000**	**1,180**	**276**	**8,020**	**3,850**
92608006	DUP-01-06062022	ZONE 2	6/6/2022	**7,380**	<125	<250	**580**	**3,220**	**203**	<125	**738J**	**622**	**33,100**	**4,500**	**1,180**	**13,400**	**6,960**
92609283	FRAC-TANK-ZONE-1 06132022	ZONE 1	6/13/2022	**12,300**	<125	<250	**1,900**	**2,150**	<125	**341**	**351J**	**190**	**31,500**	**1,370**	**338**	**8,620**	**4,140**
92609283	FRAC-TANK-ZONE-2 06132022	ZONE 2	6/13/2022	**3,380**	<100	<200	**264**	**1,770**	**71.6J**	<100	**473J**	**137**	**23,700**	**1,450**	**352**	**8,640**	**4,530**
92609283	FRAC-TANK-ZONE-3 06132022	ZONE 3	6/13/2022	**13,200**	<125	<250	**2,020**	**4,250**	**257**	**511**	**2570J**	**906**	**38,400**	**9,110**	**2,100**	**17,400**	**8,730**
92609283	DUP-01-06132022	ZONE 1	6/13/2022	**12,500**	<125	<250	**1,830**	**2,310**	<125	**363**	**498J**	**221**	**32,400**	**1,710**	**407**	**9,170**	**4,340**
Laboratory Trip Blank Data																	
92584116	TRIP BLANK	NA	01/24/2022	<0.50	<0.50	<1.0	<0.50	<0.50	<0.50	<0.50	<2.0	<0.50	<0.50	<0.50	<0.50	<1.0	<0.50
92585259	TRIP BLANK	NA	01/31/2022	<0.50	<0.50	<1.0	<0.50	<0.50	<0.50	<0.50	<2.0	<0.50	<0.50	<0.50	<0.50	<1.0	<0.50
92586651	TRIP BLANK	NA	2/7/2022	<0.5	<0.5	<1	<0.5	<0.5	<0.5	<0.5	<2	<0.5	<0.5	<0.5	<0.5	<1	<0.5
92587986	TRIP BLANK	NA	2/14/2022	<0.5	<0.5	<1	<0.5	<0.5	<0.5	<0.5	<2	<0.5	<0.5	<0.5	<0.5	<1	<0.5
92589282	TRIP BLANK_92589282	NA	2/21/2022	<0.5	<0.5	<1	<0.5	<0.5	<0.5	<0.5	<2	<0.5	<0.5	<0.5	<0.5	<1	<0.5
92590435	TRIP BLANK_92590435	NA	2/28/2022	<0.5	<0.5	<1	<0.5	<0.5	<0.5	<0.5	<2	<0.5	<0.5	<0.5	<0.5	<1	<0.5
92591976	TRIP BLANK_92591976	NA	3/8/2022	<0.5	<0.5	<1	<0.5	<0.5	<0.5	<0.5	<2	<0.5	<0.5	<0.5	<0.5	<1	<0.5
92593387	TRIP BLANK	NA	3/15/2022	<0.5	<0.5	<1	<0.5	<0.5	<0.5	<0.5	<2	<0.5	<0.5	<0.5	<0.5	<1	<0.5
92594499	TRIP BLANK_92594499	NA	3/21/2022	<0.5	<0.5	<1	<0.5	<0.5	<0.5	<0.5	<2	<0.5	<0.5	<0.5	<0.5	<1	<0.5
92595721	TRIP BLANK_92595721	NA	3/28/2022	<0.5	<0.5	<1	<0.5	<0.5	<0.5	<0.5	<2	<0.5	<0.5	<0.5	<0.5	<1	<0.5
92596847	TRIP BLANK_92596847	NA	4/4/2022	<0.5	<0.5	<1	<0.5	<0.5	<0.5	<0.5	<2	<0.5	<0.5	<0.5	<0.5	<1	<0.5
92598331	TRIP BLANK_92598331	NA	4/11/2022	<0.5	<0.5	<1	<0.5	<0.5	<0.5	<0.5	<2	<0.5	<0.5	<0.5	<0.5	<1	<0.5
92599541	TRIP BLANK_92599541	NA	4/18/2022	<0.5	<0.5	<1	<0.5	<0.5	<0.5	<0.5	<2	<0.5	<0.5	<0.5	<0.5	<1	<0.5

Appendix D - Table 2
Summary of Petroleum Contact Water Sampling Results

Colonial Pipeline Company
2020-L1-SR2448
Huntersville, North Carolina

Lab Report Number	Sample ID	Tank ID	Sample Date	VOCs (µg/L)														
				Benzene	Chlorobenzene	Chloromethane	Diisopropyl ether	Ethylbenzene	Isopropylbenzene (Cumene)	Methyl-tert-butyl ether	Naphthalene	n-Propylbenzene	Toluene	1,2,4-Trimethylbenzene	1,3,5-Trimethylbenzene	m&p-Xylene	o-Xylene
92600909	TRIP BLANK_92600909	NA	4/25/2022	<0.5	<0.5	<1	<0.5	<0.5	<0.5	<0.5	<2	<0.5	<0.5	<0.5	<0.5	<1	<0.5
92602050	TRIP BLANK_92602050	NA	5/2/2022	<0.5	<0.5	<1	<0.5	<0.5	<0.5	<0.5	<2	<0.5	<0.5	<0.5	<0.5	<1	<0.5
92603417	TRIP BLANK_92603417	NA	5/9/2022	<0.5	<0.5	<1	<0.5	<0.5	<0.5	<0.5	<2	<0.5	<0.5	<0.5	<0.5	<1	<0.5
92604607	TRIP BLANK_92604607	NA	5/16/2022	<0.5	<0.5	<1	<0.5	<0.5	<0.5	<0.5	<2	<0.5	<0.5	<0.5	<0.5	<1	<0.5
92605893	Trip Blank_92605893	NA	5/23/2022	<0.5	<0.5	<1	<0.5	<0.5	<0.5	<0.5	<2	<0.5	<0.5	<0.5	<0.5	<1	<0.5
92607083	TRIP BLANK_92607083	NA	5/31/2022	<0.5	<0.5	<1	<0.5	<0.5	<0.5	<0.5	<2	<0.5	<0.5	<0.5	<0.5	<1	<0.5
92608006	TRIP BLANK_92608006	NA	6/6/2022	<0.5	<0.5	<1	<0.5	<0.5	<0.5	<0.5	<2	<0.5	<0.5	<0.5	<0.5	<1	<0.5
92609283	TRIP BLANK_92609283	NA	6/13/2022	<0.5	<0.5	<1	<0.5	<0.5	<0.5	<0.5	<2	<0.5	<0.5	<0.5	<0.5	<1	<0.5

Notes:
All units reported in micrograms per liter (µg/L)
NA - Not Applicable
"<" - Indicates compound was not detected above laboratory reporting limit
VOCs - Volatile Organic Compounds analyzed by Method SM 6200B
J - Estimated concentration above the adjusted method detection limit and below the adjusted reporting limit
Bold values indicate compound was detected above laboratory reporting limit
Samples beginning with "DUP" are field duplicates and co-samples of the preceeding row
ID - Identification

APPENDIX E

COPIES OF BILLS OF LADING AND WASTE MANIFESTS

Table 1
Summary of Liquids and Soil Removed from Site
(August 15, 2020 - May 31, 2022)

Colonial Pipeline Company
2020-L1-SR2448
Huntersville, North Carolina

Description	Volume on Bills of Lading (Gallons)	Volume from Frac Gauging (Gallons)	Mass on Bills of Lading (Tons)
From Initial Response	--	90,930	--
Frac Tank Gauging Product Through 5/31/2022	--	1,378,030	--
Frac Tank Gauging PCW Through 5/31/2022	--	9,210,717	--
Total Fluids Shipped to STAT Facility for Bulking Through 5/31/2022	1,768,724	--	--
PCW Shipped by Legacy to HCC Through 5/31/2022	274,978	--	--
PCW Shipped by Legacy to Legacy Through 5/31/2022	526,737	--	--
Soil Shipped by Republic Services Through 5/31/2022	--	--	8,863
PCW Shipped by MEI to MEI Through 5/31/2022	370,967	--	--
PCW Shipped by MEI to HCC Through 5/31/2022	20,922	--	--
PCW Shipped by Covanta to Covanta Through 5/31/2022	8,216,991	--	--
Combined Total Liquids Removed Through 5/31/2022 vs. Gauging(1)	11,179,318	10,679,677	--
PCW Shipped to Aaron Oil Through 5/31/2022(2)	192,858	--	--

Notes:

Summary of liquid and solids removed from site through the preceding month.

See Table 2 for summary of shipments to STAT.

See Table 3 for summary of shipments by Legacy to HCC.

See Table 4 for summary of shipments to Legacy.

See Table 5 for summary of soil shipped to Republic Services.

See Table 6 for summary of liquids shipped to Aaron Oil.

See Table 7 for summary of shipments to MEI.

See Table 8 for summary of shipments by MEI to HCC.

See Table 9 for summary of liquids shipped to Covanta.

(1) Gauging. Volumes of gasoline Free Product and PCW are measured on-site in each frac tank before and after liquids in the frac tank are transferred off-site. Volumes of recovered gasoline Free Product and PCW are calculated from these frac tank measurements rather than volume estimates recorded on bills of lading to provide a consistent measuring point and protocol at each stationary frac tank, and to eliminate potential design inconsistency, measurements not obtained from a level location, not allowing enough time for demulsification, etc.

(2) Liquids shipped to Aaron Oil consist primarily of PCW drilling fluids and do not pass through Frac Tank systems.

Table 2
Summary of Liquids Removed by STAT
(August 15, 2020 - May 31, 2022)

Colonial Pipeline Company
2020-L1-SR2448 Incident
Huntersville, North Carolina

Date	Truck No.	Gallons	Bill of Lading No.	Bill of Lading Previously Provided
8/15/2020	--	5,230	9359	X
8/15/2020	--	4,300	9360	X
8/15/2020	--	4,500	9362	X
8/15/2020	--	4,700	9364	X
8/16/2020	--	5,500	8753	X
8/16/2020	--	4,500	8641	X
8/16/2020	--	4,700	9240	X
8/16/2020	--	4,500	8752	X
8/16/2020	--	5,500	9717	X
8/16/2020	--	5,030	9504	X
8/16/2020	--	5,010	9503	X
8/16/2020	--	4,750	9501	X
8/16/2020	--	5,200	8668	X
8/16/2020	--	5,178	8642	X
8/16/2020	--	5,150	9348	X
8/17/2020	--	4,500	7211	X
8/17/2020	--	3,230	9509	X
8/17/2020	--	5,345	9510	X
8/17/2020	--	4,500	8667	X
8/18/2020	--	5,460	9719	X
9/4/2020	--	4,311	9547	X
9/4/2020	--	2,783	9555	X
9/6/2020	--	5,279	9556	X
9/6/2020	--	3,589	9546	X
9/9/2020	--	4,964	9553	X
9/9/2020	--	5,264	9554	X
9/11/2020	--	5,333	9570	X
9/12/2020	--	4,964	9568	X
9/14/2020	--	4,797	9567	X
9/14/2020	--	4,479	9565	X
9/15/2020	--	5,712	9560	X
9/16/2020	--	4,908	9561	X
9/18/2020	--	5,015	9562	X
9/18/2020	--	4,908	9563	X
9/21/2020	--	5,375	9572	X
9/21/2020	--	5,045	9564	X
9/21/2020	--	5,691	9559	X

Table 2
Summary of Liquids Removed by STAT
(August 15, 2020 - May 31, 2022)

Colonial Pipeline Company
2020-L1-SR2448 Incident
Huntersville, North Carolina

Date	Truck No.	Gallons	Bill of Lading No.	Bill of Lading Previously Provided
9/21/2020	--	5,045	9571	X
9/22/2020	--	5,326	9558	X
9/25/2020	--	5,122	9573	X
9/25/2020	--	5,121	9574	X
9/25/2020	--	5,423	15511	X
9/28/2020	--	5,539	9576	X
9/28/2020	--	5,606	9575	X
9/30/2020	--	5,423	9583	X
9/30/2020	--	5,086	9582	X
10/2/2020	--	5,516	9581	X
10/2/2020	--	5,447	9580	X
10/5/2020	--	5,470	9579	X
10/5/2020	--	5,149	9589	X
10/6/2020	--	5,670	9588	X
10/6/2020	--	5,086	9587	X
10/7/2020	--	5,043	9586	X
10/8/2020	--	5,712	9585	X
10/9/2020	--	5,016	9584	X
10/12/2020	--	5,516	9578	X
10/12/2020	--	5,649	9590	X
10/13/2020	--	5,628	9591	X
10/15/2020	--	5,606	9592	X
10/16/2020	--	5,493	9593	X
10/16/2020	--	5,423	9594	X
10/20/2020	--	5,562	15506	X
10/20/2020	--	5,493	15510	X
10/22/2020	--	5,423	9595	X
10/22/2020	--	5,606	204	X
10/23/2020	--	5,649	203	X
10/23/2020	--	5,691	9596	X
10/26/2020	--	4,142	9600	X
10/26/2020	--	5,695	202	X
10/27/2020	--	5,617	9599	X
10/27/2020	--	5,695	201	X
10/30/2020	--	5,448	207	X
10/30/2020	--	5,492	9597	X
11/2/2020	--	5,767	206	X

Table 2
Summary of Liquids Removed by STAT
(August 15, 2020 - May 31, 2022)

Colonial Pipeline Company
2020-L1-SR2448 Incident
Huntersville, North Carolina

Date	Truck No.	Gallons	Bill of Lading No.	Bill of Lading Previously Provided
11/2/2020	--	5,695	205	X
11/2/2020	--	4,145	9598	X
11/3/2020	--	5,448	231	X
11/4/2020	--	5,403	230	X
11/5/2020	--	5,617	229	X
11/6/2020	--	5,448	228	X
11/9/2020	--	5,492	232	X
11/9/2020	--	5,535	227	X
11/11/2020	--	5,535	240	X
11/11/2020	--	5,492	233	X
11/13/2020	--	5,577	237	X
11/13/2020	--	5,492	236	X
11/16/2020	--	5,448	235	X
11/17/2020	--	5,492	208	X
11/18/2020	--	5,577	234	X
11/18/2020	--	5,802	241	X
11/19/2020	--	5,215	242	X
11/19/2020	--	5,358	243	X
11/23/2020	--	5,535	244	X
11/24/2020	--	5,492	245	X
11/25/2020	--	5,215	246	X
11/25/2020	--	5,403	247	X
11/30/2020	--	5,535	248	X
11/30/2020	--	5,492	249	X
12/1/2020	--	5,577	250	X
12/1/2020	--	5,555	251	X
12/3/2020	--	5,657	252	X
12/3/2020	--	5,535	253	X
12/4/2020	--	5,617	254	X
12/7/2020	--	5,535	255	X
12/8/2020	--	5,264	256	X
12/9/2020	--	5,535	257	X
12/10/2020	--	5,264	258	X
12/11/2020	--	5,577	259	X
12/14/2020	--	5,617	260	X
12/15/2020	--	5,695	261	X
12/17/2020	--	5,577	262	X

Table 2
Summary of Liquids Removed by STAT
(August 15, 2020 - May 31, 2022)

Colonial Pipeline Company
2020-L1-SR2448 Incident
Huntersville, North Carolina

Date	Truck No.	Gallons	Bill of Lading No.	Bill of Lading Previously Provided
12/17/2020	--	5,802	263	X
12/18/2020	--	5,617	264	X
12/21/2020	--	5,358	265	X
12/22/2020	--	5,555	266	X
12/22/2020	--	5,000	267	X
12/22/2020	--	5,535	268	X
12/23/2020	--	5,577	269	X
12/23/2020	--	5,000	270	X
12/23/2020	--	5,577	271	X
12/28/2020	--	5,535	272	X
12/28/2020	--	5,617	274	X
12/28/2020	--	5,000	273	X
12/29/2020	--	5,802	275	X
12/30/2020	--	5,120	277	X
12/31/2020	--	5,864	276	X
1/4/2020	--	5,695	280	X
1/4/2020	--	5,543	279	X
1/4/2020	--	5,535	278	X
1/5/2021	--	5,732	282	X
1/5/2021	--	4,682	281	X
1/7/2021	--	5,577	283	X
1/9/2021	--	5,492	285	X
1/10/2021	--	5,577	284	X
1/11/2021	--	5,264	286	X
1/13/2021	--	5,617	289	X
1/14/2021	--	5,535	290	X
1/15/2021	--	4,979	291	X
1/15/2021	--	5,291	292	X
1/16/2021	--	5,400	295	X
1/18/2021	--	5,264	296	X
1/18/2021	--	5,400	293	X
1/19/2021	--	5,577	298	X
1/20/2021	--	5,535	299	X
1/21/2021	--	5,577	297	X
1/22/2021	--	5,695	300	X
1/23/2021	--	5,732	225	X
1/25/2021	--	5,492	223	X

Table 2
Summary of Liquids Removed by STAT
(August 15, 2020 - May 31, 2022)

Colonial Pipeline Company
2020-L1-SR2448 Incident
Huntersville, North Carolina

Date	Truck No.	Gallons	Bill of Lading No.	Bill of Lading Previously Provided
1/25/2021	--	5,450	224	X
1/26/2021	--	5,492	221	X
1/26/2021	--	5,400	220	X
1/27/2021	--	5,264	219	X
1/28/2021	--	5,403	218	X
1/29/2021	--	4,911	217	X
1/29/2021	--	5,069	216	X
2/1/2021	--	5,865	215	X
2/2/2021	--	5,577	214	X
2/3/2021	--	5,264	210	X
2/4/2021	--	4,641	213	X
2/5/2021	--	5,535	9045	X
2/8/2021	--	5,535	9055	X
2/8/2021	--	5,191	9054	X
2/9/2021	--	5,895	9053	X
2/9/2021	--	4,825	9052	X
2/10/2021	--	5,990	9051	X
2/11/2021	--	3,733	9050	X
2/12/2021	--	5,577	9049	X
2/15/2021	--	5,264	9048	X
2/16/2021	--	5,732	9047	X
2/17/2021	--	4,000	9059	X
2/17/2021	--	4,811	222	X
2/18/2021	--	5,700	9056	X
2/19/2021	--	5,200	9057	X
2/22/2021	--	5,767	9077	X
2/22/2021	--	5,827	9078	X
2/24/2021	--	5,932	9046	X
2/24/2021	--	5,921	9076	X
2/25/2021	--	5,150	9061	X
2/26/2021	--	5,400	9064	X
2/28/2021	--	5,000	9062	X
3/2/2021	--	6,276	9060	X
3/2/2021	--	5,708	9063	X
3/3/2021	--	5,932	9065	X
3/6/2021	--	5,932	9075	X
3/8/2021	--	5,601	9074	X

Table 2
Summary of Liquids Removed by STAT
(August 15, 2020 - May 31, 2022)

Colonial Pipeline Company
2020-L1-SR2448 Incident
Huntersville, North Carolina

Date	Truck No.	Gallons	Bill of Lading No.	Bill of Lading Previously Provided
3/9/2021	--	5,687	9072	X
3/10/2021	--	5,932	9071	X
3/12/2021	--	5,932	9070	X
3/13/2021	--	6,048	9069	X
3/15/2021	--	6,048	9068	X
3/16/2021	--	6,048	9066	X
3/16/2021	--	5,400	9067	X
3/17/2021	--	5,700	9079	X
3/18/2021	--	5,998	9100	X
3/19/2021	--	5,998	9098	X
3/19/2021	--	5,869	9099	X
3/20/2021	--	6,108	9097	X
3/22/2021	--	6,048	9095	X
3/22/2021	--	5,921	9096	X
3/23/2021	--	5,732	9094	X
3/24/2021	--	6,100	9093	X
3/25/2021	--	5,871	9092	X
3/26/2021	--	6,166	9090	X
3/27/2021	--	6,048	9091	X
3/29/2021	--	6,019	9088	X
3/29/2021	--	6,166	9089	X
3/30/2021	--	6,048	9087	X
3/31/2021	--	6,019	9086	X
4/1/2021	--	5,921	9085	X
4/2/2021	--	5,921	9084	X
4/3/2021	--	5,150	9083	X
4/5/2021	--	6,166	9082	X
4/5/2021	--	5,500	9081	X
4/6/2021	--	6,000	9080	X
4/8/2021	--	6,107	801	X
4/9/2021	--	6,048	822	X
4/12/2021	--	6,048	820	X
4/13/2021	--	5,267	819	X
4/14/2021	--	5,971	818	X
4/15/2021	--	5,700	816	X
4/16/2021	--	6,048	815	X
4/19/2021	--	5,971	814	X

Table 2
Summary of Liquids Removed by STAT
(August 15, 2020 - May 31, 2022)

Colonial Pipeline Company
2020-L1-SR2448 Incident
Huntersville, North Carolina

Date	Truck No.	Gallons	Bill of Lading No.	Bill of Lading Previously Provided
4/20/2021	--	6,048	813	X
4/21/2021	--	6,019	812	X
4/22/2021	--	6,220	811	X
4/23/2021	--	6,166	810	X
4/24/2021	--	6,019	809	X
4/26/2021	--	6,019	808	X
4/27/2021	--	6,166	807	X
4/28/2021	--	5,767	806	X
5/3/2021	--	6,048	803	X
5/4/2021	--	6,166	802	X
5/5/2021	--	5,452	823	X
5/7/2021	--	5,400	825	X
5/10/2021	--	6,166	827	X
5/11/2021	--	5,550	828	X
5/12/2021	--	5,932	805	X
5/17/2021	--	6,166	832	X
5/18/2021	--	6,107	833	X
5/19/2021	--	5,932	834	X
5/20/2021	--	5,812	835	X
5/21/2021	--	6,048	836	X
5/24/2021	--	5,932	837	X
5/25/2021	--	6,048	838	X
5/29/2021	--	5,526	839	X
5/31/2021	--	6,048	840	X
6/1/2021	--	6,220	841	X
6/4/2021	--	6,166	842	X
6/7/2021	--	6,048	843	X
6/8/2021	--	6,166	844	X
6/14/2021	--	6,166	845	X
6/15/2021	--	6,010	846	X
6/21/2021	--	6,166	847	X
6/25/2021	--	6,061	8106	X
6/28/2021	--	5,487	850	X
6/29/2021	--	5,781	853	X
7/7/2021	--	5,750	859	X
7/9/2021	--	5,850	860	X
7/16/2021	--	5,624	7742	X

Table 2
Summary of Liquids Removed by STAT
(August 15, 2020 - May 31, 2022)

Colonial Pipeline Company
2020-L1-SR2448 Incident
Huntersville, North Carolina

Date	Truck No.	Gallons	Bill of Lading No.	Bill of Lading Previously Provided
7/20/2021	--	5,386	848	X
7/22/2021	--	6,600	861	X
7/27/2021	--	5,665	863	X
8/3/2021	--	5,718	867	X
8/7/2021	--	5,377	869	X
8/10/2021	--	5,701	871	X
8/16/2021	--	6,100	866	X
8/19/2021	--	6,100	862	X
8/24/2021	--	5,267	872	X
8/30/2021	--	5,875	873	X
9/1/2021	--	5,363	868	X
9/5/2021	--	5,769	874	X
9/9/2021	--	5,239	876	X
9/11/2021	408	5,700	877	X
9/15/2021	--	5,611	878	X
9/17/2021	--	5,812	879	X
9/21/2021	408	5,405	16623	X
9/24/2021	426	5,500	880	X
9/29/2021	--	5,755	882	X
10/1/2021	--	5,591	883	X
10/6/2021	128	5,239	9767	X
10/10/2021	--	6,048	10726	X
10/13/2021	426	6,048	10920	X
10/19/2021	137	5,503	1008	X
10/22/2021	--	5,785	10727	X
10/26/2021	431	5,818	10731	X
10/29/2021	431	5,705	7001	X
11/3/2021	431	5,800	9768	X
11/5/2021	410	5,817	10652	X
11/8/2021	400	5,916	9769	X
11/9/2021	78	5,788	110921	X
11/10/2021	431	2,900	9770	X
11/11/2021	--	1,286	9771	X
11/16/2021	409	4,964	9772	X
11/19/2021	438	5,744	9773	X
11/26/2021	147	5,079	9774	X
12/2/2021	47	5,513	9776	X

Table 2
Summary of Liquids Removed by STAT
(August 15, 2020 - May 31, 2022)

Colonial Pipeline Company
2020-L1-SR2448 Incident
Huntersville, North Carolina

Date	Truck No.	Gallons	Bill of Lading No.	Bill of Lading Previously Provided
12/8/2021	47	5,181	9777	X
12/15/2021	47	5,513	9778	X
12/22/2021	47	5,281	9779	X
12/27/2021	--	5,000	9780	X
12/27/2021	410	5,250	9781	X
12/30/2021	--	5,640	9782	X
1/3/2022	--	5,640	9783	X
1/5/2022	--	5,182	848	X
1/7/2022	--	5,450	10476	X
1/10/2022	--	5,267	3341	X
1/11/2022	436	5,900	9787	X
1/20/2022	436	5,945	9786	X
1/26/2022	409	5,823	9775	X
2/3/2022	--	4,528	9785	X
2/9/2022	--	5,329	10509	X
2/15/2022	--	4,836	15035	X
2/21/2022	409	5,638	9788	X
3/2/2022	47	4,300	6263	X
3/4/2022	47	5,000	6252	X
3/17/2022	45	4,997	9488	X
3/23/2022	45	4,644	6275	X
4/6/2022	409	2,501	152	X
4/12/2022	404	5,000	657	X
4/18/2022	409	4,911	6272	X
4/29/2022	404	5,051	6305	X
5/4/2022	404	4,900	6311	
5/13/2022	404	5,112	6308	
5/23/2022	404	5,479	6310	
Total		**1,768,724**		

BILL OF LADING Trl. 404

	1 24 Hour Emergency # STAT, INC. 800-627-1451	2. BOL # 06311
3. Shipper Name & Address Colonial Pipeline 14108 Huntersville Concord Rd. Huntersville, NC 28078 4. Shipper's Phone 800-627-1451		
5. Carrier STAT, INC.		A. Carrier Phone # (828) 396-2304
7. Carrier		D. Carrier Phone
9. Consignee Name & Address STAT, INC. 2550 Hickory Blvd. Lenoir, NC 28645		F. Consignee Phone (828) 396-2304

HM	11. Base Description	12 Containers No.	Containers Type	13 Total Quantity	14 Unit Wt./Vol
X	a. UN1993, Flammable Liquid, N.O.S. (Contains Less Than 10% water), 3, PG II	1	TT	4900	G
	b.				
	c.				
	d.				

G. Additional Descriptions for Materials Listed Above

USE DOT GUIDE # 128

15. Special Handling Instructions and Additional Information

In case of emergency call 1-800-627-1451

16. **Shipper:** I hereby certify that the contents of this shipment are fully and accurately described and are in all respects in proper condition for transport.

Printed/Typed Name	Signature	Date (Month / Day / Year)
Edward FAGNANT	Edward Fagnant	5 / 4 / 22

17. Carrier Acknowledgement of Receipt of Materials

Printed/Typed Name	Signature	Date (Month / Day / Year)
Charles Wilcox	Charles Wilcox	05 / 04 / 22

18. Carrier Acknowledgement of Receipt of Materials

Printed/Typed Name	Signature	Date (Month / Day / Year)

19. Discrepancy Indication Space

20. Consignee

Printed/Typed Name	Signature	Date (Month / Day / Year)

BILL OF LADING

Truck 125
Trailer 404

1 24 Hour Emergency #	2. BOL #
STAT, INC. 800-627-1451	06308

3. Shipper Name & Address Colonial Pipeline 14108 Huntersville Concord Rd. Huntersville, NC 28078 800-627-1451 4. Shipper's Phone	
5. Carrier STAT, INC.	A. Carrier Phone # (828) 396-2304
7. Carrier	D. Carrier Phone
9. Consignee Name & Address STAT, INC. 2550 Hickory Blvd. Lenoir, NC 28645	F. Consignee Phone (828) 396-2304

HM	11. Base Description	12 Containers No.	Containers Type	13 Total Quantity	14 Unit Wt./Vol
X	a. UN1993, Flammable Liquid, N.O.S. (Contains Less Than 10% water), 3, PG II 3B-2691/LB 2431	1	TT	5,112	G
	b.				
	c.				
	d.				

G. Additional Descriptions for Materials Listed Above

USE DOT GUIDE # 128

15. Special Handling Instructions and Additional Information

In case of emergency call 1-800-627-1451

16. **Shipper:** I hereby certify that the contents of this shipment are fully and accurately described and are in all respects in proper condition for transport.

Printed/Typed Name	Signature	Date Month	Day	Year
Tim Moyer for Adam Harris For CPC	J.L. Moyer	5	13	22

17. Carrier Acknowledgement of Receipt of Materials

Printed/Type Name	Signature	Date Month	Day	Year
Charles Wilcox	Charles Wilcox	05	13	22

18. Carrier Acknowledgement of Receipt of Materials

Printed/Typed Name	Signature	Date Month	Day	Year

19. Discrepancy Indication Space

20. Consignee

Printed/Typed Name	Signature	Date Month	Day	Year

BILL OF LADING

	1 24 Hour Emergency # STAT, INC. 800-627-1451	2. BOL # 06310
3. Shipper Name & Address Colonial Pipeline 14108 Huntersville Concord Rd. Huntersville, NC 28078 800-627-1451 4. Shipper's Phone		
5. Carrier STAT, INC.		A. Carrier Phone # (828) 396-2304
7. Carrier		D. Carrier Phone
9. Consignee Name & Address STAT, INC. 2550 Hickory Blvd. Lenoir, NC 28645		F. Consignee Phone (828) 396-2304

HM	11. Base Description	12 Containers No.	Type	13 Total Quantity	14 Unit Wt./Vol
X	a. UN1993, Flammable Liquid, N.O.S. (Contains Less Than 10% water), 3, PG II	1	TT	5479	G
	b.				
	c.				
	d.				

C. Additional Descriptions for Materials Listed Above

USE DOT GUIDE # 128

15. Special Handling Instructions and Additional Information

3-A 3250 1-A 2049
VAC 180 GAL.

In case of emergency call 1-800-627-1451

16. **Shipper:** I hereby certify that the contents of this shipment are fully and accurately described and are in all respects in proper condition for transport.

Printed/Typed Name	Signature	Date (Month Day Year)
Curtis Gunter AS agent for Adam Harris	Curtis Gunter	5 23 22

17. Carrier Acknowledgement of Receipt of Materials

Printed/Typed Name	Signature	Date (Month Day Year)
Charles Wilcox	Charles Wilcox	05 23 22

18. Carrier Acknowledgement of Receipt of Materials

Printed/Typed Name	Signature	Date (Month Day Year)

19. Discrepancy Indication Space

20. Consignee

Printed/Typed Name	Signature	Date (Month Day Year)

Table 3
Summary of Liquids Shipped to HCC
(December 21, 2021 - May 31, 2022)

Colonial Pipeline Company
2020-L1-SR2448
Huntersville, North Carolina

Date	Gallons	Manifest No.	Manifest Previously Provided
12/21/2020	5,490	10547	X
12/21/2020	4,792	10508	X
12/28/2020	3,200	8937	X
12/28/2020	5,500	8938	X
12/31/2020	4,545	10536	X
1/3/2021	5,500	10553	X
1/3/2021	5,906	10554	X
1/4/2021	3,400	10552	X
1/4/2021	4,100	11002	X
1/5/2021	5,906	11000	X
1/5/2021	2,800	11001	X
1/6/2021	2,699	10551	X
1/7/2021	4,545	11004	X
1/9/2021	5,704	10537	X
1/9/2021	3,888	8944	X
1/9/2021	2,140	8945	X
1/10/2021	2,693	10538	X
1/11/2021	3,911	8951	X
1/12/2021	4,669	8952	X
1/13/2021	5,598	10555	X
1/13/2021	5,500	10556	X
1/14/2021	5,208	8974	X
1/14/2021	5,342	8975	X
1/15/2021	4,243	8977	X
1/15/2021	2,809	8978	X
1/15/2021	5,490	11051	X
1/15/2021	2,950	11052	X
1/16/2021	2,700	11053	X
1/16/2021	3,593	11054	X
1/16/2021	3,800	11055	X
1/17/2021	3,600	8954	X
1/17/2021	2,700	8955	X
1/17/2021	3,600	8956	X
1/18/2021	2,700	8957	X
1/18/2021	4,233	8958	X
1/18/2021	3,390	8959	X
1/18/2021	4,128	8960	X
1/18/2021	2,160	11066	X

Table 3
Summary of Liquids Shipped to HCC
(December 21, 2021 - May 31, 2022)

Colonial Pipeline Company
2020-L1-SR2448
Huntersville, North Carolina

Date	Gallons	Manifest No.	Manifest Previously Provided
1/19/2021	3,788	8961	X
1/19/2021	4,243	8962	X
1/19/2021	3,783	8963	X
1/20/2021	2,500	8964	X
1/20/2021	3,800	8965	X
1/20/2021	4,315	8966	X
1/21/2020	2,772	8967	X
1/21/2021	4,416	8968	X
1/21/2021	3,868	8969	X
1/21/2021	3,011	8987	X
1/22/2021	4,372	8995	X
1/22/2021	3,822	8996	X
1/22/2021	2,717	8997	X
1/23/2021	4,473	8990	X
1/23/2021	2,763	8988	X
1/23/2021	3,515	8989	X
1/24/2021	4,512	8992	X
1/24/2021	2,801	8991	X
1/24/2021	3,927	8993	X
1/25/2021	4,233	8986	X
1/25/2021	3,692	8985	X
1/25/2021	3,528	11056	X
1/25/2021	2,835	8994	X
1/26/2021	2,500	11057	X
1/26/2021	3,696	9016	X
1/26/2021	4,224	9015	X
1/26/2021	5,800	8998	X
1/27/2021	4,320	8999	X
1/27/2021	3,620	9000	X
1/27/2021	4,224	9001	X
1/27/2021	3,840	9004	X
1/28/2021	3,936	9007	X
Total	**274,978**		

Table 4
Summary of Liquids Shipped to
Legacy
(January 01, 2021 - May 31, 2022)

Colonial Pipeline Company
2020-L1-SR2448
Huntersville, North Carolina

Date	Gallons	Manifest No.	Manifest Previously Provided
1/28/2021	3,654	9006	X
1/28/2021	4,224	9005	X
1/28/2021	1,974	9003	X
1/29/2021	4,224	9008	X
1/29/2021	3,696	9010	X
1/29/2021	3,840	9017	X
1/29/2021	2,142	9011	X
1/30/2021	2,900	9013	X
1/30/2021	3,360	9014	X
1/30/2021	3,614	9018	X
2/1/2021	2,400	9019	X
2/1/2021	3,612	9020	X
2/1/2021	2,268	9021	X
2/1/2021	2,814	9022	X
2/1/2021	3,696	9029	X
2/2/2021	3,696	8953	X
2/2/2021	2,772	8979	X
2/3/2021	3,612	9024	X
2/3/2021	2,989	9023	X
2/3/2021	2,940	9026	X
2/4/2021	2,520	9025	X
2/5/2021	3,150	9027	X
2/5/2021	3,150	9028	X
2/5/2021	2,800	7456	X
2/6/2021	3,360	9030	X
2/6/2021	2,772	9031	X
2/6/2021	2,700	9032	X
2/6/2021	3,696	9033	X
2/6/2021	2,562	9034	X
2/7/2021	4,176	9037	X
2/8/2021	2,800	9038	X
2/8/2021	3,698	9039	X
2/8/2021	3,654	9040	X
2/8/2021	2,600	9041	X
2/8/2021	3,780	9042	X
2/8/2021	4,100	9043	X
2/8/2021	3,486	9044	X

Table 4
Summary of Liquids Shipped to
Legacy
(January 01, 2021 - May 31, 2022)

Colonial Pipeline Company
2020-L1-SR2448
Huntersville, North Carolina

Date	Gallons	Manifest No.	Manifest Previously Provided
2/9/2021	3,698	9047	X
2/9/2021	2,458	9048	X
2/9/2021	2,127	9049	X
2/10/2021	3,363	9050	X
2/10/2021	3,948	9051	X
2/11/2021	3,444	9052	X
2/11/2021	3,649	9053	X
2/12/2021	3,531	9054	X
2/12/2021	1,342	9055	X
2/13/2021	3,574	9056	X
2/15/2021	3,532	9057	X
2/15/2021	3,532	9058	X
2/15/2021	3,535	9060	X
2/15/2021	3,740	9061	X
2/16/2021	3,532	9059	X
2/16/2021	3,573	9062	X
2/16/2021	2,287	9063	X
2/17/2021	3,589	9064	X
2/17/2021	3,490	9065	X
2/17/2021	3,552	9068	X
2/18/2021	3,381	9069	X
2/18/2021	3,377	9070	X
2/19/2021	3,364	9102	X
2/19/2021	2,700	9103	X
2/19/2021	2,550	9100	X
2/20/2021	3,368	9095	X
2/20/2021	3,175	9099	X
2/22/2021	3,368	9094	X
2/22/2021	3,360	9101	X
2/22/2021	2,142	9176	X
2/22/2021	3,384	9180	X
2/22/2021	2,880	9093	X
2/23/2021	2,730	9178	X
2/23/2021	2,746	9179	X
2/24/2021	3,048	9177	X
2/24/2021	2,801	9092	X
2/24/2021	2,976	9182	X

Table 4
Summary of Liquids Shipped to
Legacy
(January 01, 2021 - May 31, 2022)

Colonial Pipeline Company
2020-L1-SR2448
Huntersville, North Carolina

Date	Gallons	Manifest No.	Manifest Previously Provided
2/25/2021	2,625	9172	X
2/25/2021	1,848	9170	X
2/25/2021	2,491	9173	X
2/26/2021	2,428	9171	X
2/26/2021	3,048	9186	X
2/26/2021	2,667	9185	X
2/27/2021	3,048	9183	X
2/27/2021	3,024	9184	X
2/28/2021	2,684	9128	X
2/28/2021	3,600	9127	X
2/28/2021	2,552	9124	X
3/2/2021	2,616	9120	X
3/2/2021	3,029	9121	X
3/2/2021	2,600	9122	X
3/2/2021	2,928	9123	X
3/2/2021	2,579	9125	X
3/2/2021	3,178	9126	X
3/2/2021	2,592	9175	X
3/3/2021	2,933	9165	X
3/3/2021	2,918	9174	X
3/3/2021	2,012	9181	X
3/6/2021	3,331	9130	X
3/6/2021	3,360	9132	X
3/6/2021	2,534	9133	X
3/8/2021	2,478	9091	X
3/8/2021	2,470	9097	X
3/8/2021	2,731	9134	X
3/8/2021	2,688	9135	X
3/8/2021	2,894	9136	X
3/8/2021	3,600	9137	X
3/9/2021	2,736	9129	X
3/9/2021	2,520	9138	X
3/9/2021	3,600	9236	X
3/9/2021	2,000	9252	X
3/10/2021	2,602	9244	X
3/10/2021	2,680	9245	X
3/10/2021	2,562	9250	X

Table 4
Summary of Liquids Shipped to
Legacy
(January 01, 2021 - May 31, 2022)

Colonial Pipeline Company
2020-L1-SR2448
Huntersville, North Carolina

Date	Gallons	Manifest No.	Manifest Previously Provided
3/10/2021	2,698	9251	X
3/11/2021	2,604	9282	X
3/12/2021	2,928	9090	X
3/12/2021	2,671	9253	X
3/12/2021	2,976	9254	X
3/12/2021	2,579	9255	X
3/13/2021	2,604	9285	X
3/13/2021	2,784	9238	X
3/13/2021	3,595	9287	X
3/13/2021	3,360	9286	X
3/15/2021	3,024	9290	X
3/15/2021	3,096	9294	X
3/15/2021	2,962	9296	X
3/15/2021	3,062	9298	X
3/15/2021	2,938	9295	X
3/15/2021	3,024	9292	X
3/15/2021	3,024	9297	X
3/15/2021	3,158	9240	X
3/15/2021	2,658	9237	X
3/16/2021	3,096	9293	X
3/16/2021	3,005	9239	X
3/16/2021	3,254	9288	X
3/16/2021	3,081	9283	X
3/16/2021	3,000	9284	X
3/16/2021	2,870	9256	X
3/17/2021	3,072	9300	X
3/17/2021	2,976	9301	X
3/17/2021	3,120	9247	X
3/17/2021	3,240	8982	X
3/17/2021	3,019	8981	X
3/17/2021	3,086	9299	X
3/17/2021	2,990	9246	X
3/18/2021	3,149	9304	X
3/18/2021	3,124	9242	X
3/18/2021	3,216	9243	X
3/18/2021	2,952	9241	X
3/18/2021	2,976	9303	X

Table 4
Summary of Liquids Shipped to
Legacy
(January 01, 2021 - May 31, 2022)

Colonial Pipeline Company
2020-L1-SR2448
Huntersville, North Carolina

Date	Gallons	Manifest No.	Manifest Previously Provided
3/18/2021	3,038	9302	X
3/19/2021	3,216	9310	X
3/19/2021	3,058	9309	X
3/19/2021	2,909	9307	X
3/19/2021	3,000	9306	X
3/19/2021	3,034	9305	X
3/19/2021	3,009	8984	X
3/20/2021	3,158	9311	X
3/20/2021	3,178	9342	X
3/20/2021	3,264	9343	X
3/20/2021	3,168	9313	X
3/22/2021	3,062	9347	X
3/22/2021	2,890	9249	X
3/22/2021	2,990	9348	X
3/22/2021	3,120	9349	X
3/22/2021	3,115	9350	X
3/22/2021	3,139	9345	X
3/22/2021	3,220	9248	X
3/22/2021	3,125	9314	X
3/22/2021	3,024	9335	X
3/23/2021	3,045	9344	X
3/23/2021	3,120	9346	X
3/23/2021	3,254	9341	X
3/23/2021	3,269	9291	X
3/23/2021	2,899	9339	X
Total	**526,737**		

Table 5
Summary of Soil Shipped to Republic Services
(October 7, 2020 - May 31, 2022)

Colonial Pipeline Company
2020-L1-SR2448 Incident
Huntersville, North Carolina

Date	Truck No.	Load No.	Manifest No.	Tons	Manifest Previously Provided
10/7/2020	80	1	763626	20.64	X
10/7/2020	76	2	763625	12.67	X
10/7/2020	83	3	763624	18.6	X
10/7/2020	131	4	763623	22.68	X
10/7/2020	138	5	763622	22.18	X
10/7/2020	159	6	763621	22.1	X
10/7/2020	161	7	763620	16.22	X
10/7/2020	163	8	763619	21.29	X
10/7/2020	84	9	763618	21.87	X
10/7/2020	152	10	763617	20.6	X
10/8/2020	140	11	763616	23.31	X
10/8/2020	83	12	763615	19.6	X
10/8/2020	80	13	763614	20.55	X
10/8/2020	76	14	763613	13.15	X
10/8/2020	131	15	763612	23.02	X
10/8/2020	138	16	763611	23.34	X
10/8/2020	159	17	763610	23.07	X
10/8/2020	161	18	763609	19.21	X
10/8/2020	80	19	763608	19.69	X
10/8/2020	83	20	763607	20.2	X
10/8/2020	162	21	763606	23.64	X
10/8/2020	84	22	763605	12.05	X
10/8/2020	163	23	763604	25.21	X
10/8/2020	83	24	763603	21.84	X
10/8/2020	83	25	763602	23.85	X
10/8/2020	80	26	763601	20.07	X
10/8/2020	131	27	763600	22.92	X
10/8/2020	138	28	763599	22.84	X
10/8/2020	140	29	763598	23.26	X
10/8/2020	162	30	763597	24.74	X
10/8/2020	84	31	763596	21.81	X
10/8/2020	161	32	763595	18.15	X
10/8/2020	80	33	763594	23.42	X
10/8/2020	159	34	763593	23.37	X
10/8/2020	163	35	763592	26.12	X
10/8/2020	84	36	763591	21.45	X
10/8/2020	131	37	763590	24.03	X

Table 5
Summary of Soil Shipped to Republic Services
(October 7, 2020 - May 31, 2022)

Colonial Pipeline Company
2020-L1-SR2448 Incident
Huntersville, North Carolina

Date	Truck No.	Load No.	Manifest No.	Tons	Manifest Previously Provided
10/8/2020	138	38	763589	22.18	X
10/9/2020	83	39	763588	24.07	X
10/9/2020	80	40	763587	23.98	X
10/9/2020	80	41	763586	20.06	X
10/9/2020	162	42	763585	22.25	X
10/9/2020	131	43	763584	22.4	X
10/9/2020	161	44	763583	18.38	X
10/9/2020	84	45	763582	19.74	X
10/9/2020	159	46	763581	21.94	X
10/9/2020	140	47	763580	25.28	X
10/9/2020	83	48	763579	22.92	X
10/9/2020	163	49	763578	21.82	X
10/9/2020	80	50	765577	19.84	X
10/9/2020	138	51	763576	22.08	X
10/9/2020	83	52	763575	19.47	X
10/9/2020	131	53	763574	21.24	X
10/9/2020	162	54	763573	21.62	X
10/9/2020	140	55	763572	25.73	X
10/9/2020	84	56	763571	19.97	X
10/9/2020	161	57	763570	17.38	X
10/9/2020	163	58	763568	22.2	X
10/9/2020	80	59	763569	20.81	X
10/9/2020	159	60	763567	23.02	X
10/9/2020	83	61	763566	21.28	X
10/13/2020	159	62	763565	23.92	X
10/9/2020	80	63	763563	21.09	X
10/14/2020	131	64	763564	17.34	X
10/13/2020	163	65	763562	23.78	X
10/13/2020	138	66	763561	23.64	X
10/13/2020	76	67	763560	13.32	X
10/13/2020	131	68	763559	18.51	X
10/13/2020	162	69	763558	17.66	X
10/13/2020	80	70	763557	15.91	X
10/13/2020	84	71	763556	16.64	X
10/14/2020	84	72	763555	17.02	X
10/14/2020	159	73	763554	18.36	X
10/14/2020	162	74	763553	20.6	X

Table 5
Summary of Soil Shipped to Republic Services
(October 7, 2020 - May 31, 2022)

Colonial Pipeline Company
2020-L1-SR2448 Incident
Huntersville, North Carolina

Date	Truck No.	Load No.	Manifest No.	Tons	Manifest Previously Provided
10/14/2020	163	75	763552	20.63	X
10/14/2020	138	76	763551	16.65	X
10/14/2020	80	77	763550	19.29	X
10/14/2020	83	78	763549	18:57	X
10/13/2020	140	79	763548	22.7	X
10/14/2020	84	80	763547	19.59	X
10/14/2020	162	81	763546	21.53	X
10/14/2020	159	82	763545	20.11	X
10/14/2020	163	83	763528	19.57	X
10/14/2020	138	84	763529	20.27	X
10/14/2020	131	85	763530	20.79	X
10/14/2020	80	86	763531	16.14	X
10/14/2020	83	87	763532	19.68	X
10/14/2020	84	88	763533	22.43	X
10/14/2020	163	89	763534	20.38	X
10/14/2020	159	90	763535	23.01	X
10/14/2020	138	91	763536	18.62	X
10/15/2020	162	92	763537	21.45	X
10/15/2020	131	93	763538	25.29	X
10/15/2020	160	94	763539	22.34	X
10/15/2020	80	95	763540	17.31	X
10/15/2020	84	96	763541	22.81	X
10/15/2020	83	97	763542	21.78	X
10/15/2020	163	98	763543	25.06	X
10/15/2020	159	99	763544	20.1	X
10/15/2020	83	100	1041191	20.06	X
10/15/2020	84	101	1041192	20.18	X
10/15/2020	162	102	1041193	9.98	X
10/15/2020	138	103	1041194	19.84	X
10/15/2020	80	104	1041195	19.33	X
10/15/2020	84	105	1041196	23.51	X
10/15/2020	131	106	1041197	20.59	X
10/15/2020	160	107	1041198	21.17	X
10/16/2020	163	108	1041199	23.45	X
10/16/2020	148	109	1041200	23.54	X
10/16/2020	162	110	1041201	24.52	X
10/16/2020	131	111	1041202	24.79	X

Table 5
Summary of Soil Shipped to Republic Services
(October 7, 2020 - May 31, 2022)

Colonial Pipeline Company
2020-L1-SR2448 Incident
Huntersville, North Carolina

Date	Truck No.	Load No.	Manifest No.	Tons	Manifest Previously Provided
10/16/2020	80	112	1041203	13.55	X
10/16/2020	140	113	1041204	22.24	X
10/16/2020	160	114	1041205	22.85	X
10/16/2020	131	115	1041206	21.88	X
10/16/2020	83	116	1041207	19.6	X
10/16/2020	138	117	1041208	22.2	X
10/16/2020	162	118	1041209	23.01	X
10/16/2020	163	119	1041210	22.69	X
10/16/2020	160	120	1041211	23.28	X
10/16/2020	80	121	1041212	20.78	X
10/16/2020	140	122	1041213	23.99	X
10/16/2020	83	123	1041214	20.75	X
10/16/2020	138	124	1041215	22.93	X
10/16/2020	131	125	1041216	23.66	X
10/16/2020	84	126	1041217	21.2	X
10/15/2020	83	127	1041240	20.23	X
10/15/2020	83	128	1041239	20.25	X
10/15/2020	138	129	1041238	23.64	X
10/15/2020	162	130	1041237	22.27	X
10/16/2020	84	131	1041236	21.25	X
10/15/2020	80	132	1041235	20.05	X
10/15/2020	131	133	1041234	22.39	X
10/15/2020	160	134	1041233	21.69	X
10/15/2020	83	135	1041232	19.76	X
10/16/2020	138	136	1041231	21.88	X
10/16/2020	83	137	1041230	19.9	X
10/16/2020	163	138	1041229	22.39	X
10/16/2020	160	139	1041228	21.86	X
10/16/2020	80	140	1041227	19.81	X
10/16/2020	138	141	1041226	22.35	X
10/16/2020	140	142	1041225	23.29	X
10/17/2020	83	143	1041224	21.04	X
10/16/2020	83	144	1041223	21.55	X
10/17/2020	131	145	1041222	24.25	X
10/17/2020	84	146	1041221	22.42	X
10/17/2020	84	147	1041220	20.74	X
10/17/2020	163	148	1041219	22.37	X

Table 5
Summary of Soil Shipped to Republic Services
(October 7, 2020 - May 31, 2022)

Colonial Pipeline Company
2020-L1-SR2448 Incident
Huntersville, North Carolina

Date	Truck No.	Load No.	Manifest No.	Tons	Manifest Previously Provided
10/17/2020	159	149	1041218	23.09	X
10/17/2020	160	150	1042521	28.87	X
10/17/2020	138	151	1042522	17.61	X
10/17/2020	162	152	1042523	22.25	X
10/17/2020	131	153	1042524	23.74	X
10/17/2020	83	154	1042525	21.69	X
10/19/2020	160	155	1042526	22.93	X
10/19/2020	138	156	1042527	21.68	X
10/17/2020	84	157	1042528	22.51	X
10/19/2020	84	158	1042529	21.84	X
10/19/2020	84	159	1042530	21.4	X
10/19/2020	131	160	1042531	25.24	X
10/19/2020	160	161	1042532	23.97	X
10/19/2020	80	162	1042533	22.1	X
10/19/2020	148	163	1042534	25.18	X
10/19/2020	163	164	1042535	23	X
10/19/2020	162	165	1042536	24.93	X
10/19/2020	83	166	1042537	20.12	X
10/19/2020	83	167	1042538	20.78	X
10/19/2020	159	168	1042539	23.25	X
10/19/2020	138	169	1042540	24.46	X
10/19/2020	163	170	1042541	24.13	X
10/19/2020	162	171	1042542	24.68	X
10/19/2020	159	172	1042552	22.51	X
10/19/2020	148	173	1042550	24.25	X
10/19/2020	80	174	1042549	19.28	X
10/19/2020	83	175	1042548	21.09	X
10/19/2020	83	176	1042547	20.36	X
10/19/2020	84	177	1042544	17.22	X
10/19/2020	84	178	1042543	21.05	X
10/19/2020	138	179	1042553	22.15	X
10/19/2020	160	180	1042554	22.46	X
10/19/2020	162	181	1042555	22.78	X
10/19/2020	163	182	1042556	22.84	X
10/19/2020	159	183	1042557	21.94	X
10/19/2020	80	184	1042558	19.46	X
10/19/2020	148	185	1042559	22.35	X

Table 5
Summary of Soil Shipped to Republic Services
(October 7, 2020 - May 31, 2022)

Colonial Pipeline Company
2020-L1-SR2448 Incident
Huntersville, North Carolina

Date	Truck No.	Load No.	Manifest No.	Tons	Manifest Previously Provided
10/19/2020	138	186	1042569	19.52	X
10/19/2020	160	187	1042568	21.9	X
10/19/2020	80	188	1042566	20.21	X
10/20/2020	148	189	1042565	23.85	X
10/19/2020	83	190	1042564	21.15	X
10/19/2020	163	191	1042563	22.45	X
10/20/2020	138	192	1042562	21.32	X
10/27/2020	138	193	1042561	26.39	X
10/27/2020	80	194	1042560	17.99	X
10/27/2020	83	195	1042570	17.61	X
10/27/2020	159	196	1042571	15.69	X
10/27/2020	163	197	1042572	27.02	X
10/27/2020	152	198	1042573	15.26	X
10/27/2020	162	199	1042574	12.25	X
10/27/2020	160	200	1042575	23.35	X
10/27/2020	148	201	1042576	19.66	X
10/27/2020	138	202	1042577	21.4	X
10/27/2020	80	203	1042578	17.99	X
10/27/2020	148	204	1042580	26.34	X
10/27/2020	159	205	1042581	21.14	X
10/27/2020	163	206	1042582	21.3	X
10/27/2020	160	207	1042583	23.81	X
10/27/2020	162	208	1042584	25.04	X
10/27/2020	152	209	1042585	28.95	X
10/27/2020	138	210	1042586	24.03	X
10/27/2020	148	211	1042587	29.6	X
10/27/2020	80	212	1042588	19.2	X
10/27/2020	83	213	1042589	19	X
10/27/2020	159	214	1042590	26.14	X
10/27/2020	163	215	1042591	27.96	X
10/27/2020	84	216	1042546	19.06	X
10/27/2020	84	217	1042545	18.83	X
10/27/2020	162	218	1042567	19.53	X
10/28/2020	83	219	1042592	18.61	X
10/28/2020	160	220	1042593	27.25	X
10/28/2020	160	221	1042594	27.11	X
10/28/2020	84	222	1042595	18.07	X

Table 5
Summary of Soil Shipped to Republic Services
(October 7, 2020 - May 31, 2022)

Colonial Pipeline Company
2020-L1-SR2448 Incident
Huntersville, North Carolina

Date	Truck No.	Load No.	Manifest No.	Tons	Manifest Previously Provided
10/28/2020	152	223	1042596	22.3	X
10/28/2020	80	224	1042597	19.45	X
10/28/2020	83	225	1042598	17.21	X
10/28/2020	148	226	1042599	26.88	X
10/28/2020	162	227	1042600	23.87	X
10/28/2020	163	228	1042601	26.78	X
10/28/2020	159	229	1042602	25.38	X
10/28/2020	160	230	1042603	24.73	X
10/28/2020	138	231	1042604	22.53	X
10/28/2020	80	232	1042605	18.57	X
10/28/2020	152	233	1042606	23.96	X
10/28/2020	84	234	1042607	19.48	X
10/29/2020	83	235	1042609	20.85	X
10/28/2020	162	236	1042610	20.04	X
10/28/2020	159	237	1042611	25.07	X
10/28/2020	163	238	1042612	23.46	X
10/29/2020	160	239	1042613	21.31	X
10/28/2020	138	240	1042614	22.8	X
10/29/2020	80	241	1042608	18.98	X
10/28/2020	82	242	1042616	1.93	X
12/1/2020	D11	243	1042716	8.99	X
12/4/2020	D10	244	1042719	18.13	X
12/7/2020	D10	245	1042718	10.86	X
12/7/2020	D10	246	1042717	20.31	X
12/8/2020	D10	247	1042715	16.57	X
12/8/2020	D10	248	1042714	18.27	X
12/9/2020	D10	249	1042713	17.75	X
12/9/2020	D10	250	1042712	16.03	X
12/15/2020	D9	251	1042711	18.3	X
12/15/2020	D10	252	1042710	15.67	X
12/28/2020	BT21	253	1042709	16.15	X
12/28/2020	BT10	254	1042708	17.13	X
12/28/2020	BT16	255	1042707	15.99	X
12/28/2020	D10	256	1042706	20.54	X
12/28/2020	BT13	257	1042705	13.73	X
12/29/2020	D11	258	1042704	18.02	X
12/29/2020	KT10	259	1042703	12.93	X

Table 5
Summary of Soil Shipped to Republic Services
(October 7, 2020 - May 31, 2022)

Colonial Pipeline Company
2020-L1-SR2448 Incident
Huntersville, North Carolina

Date	Truck No.	Load No.	Manifest No.	Tons	Manifest Previously Provided
12/29/2020	2	260	1042702	14.71	X
12/29/2020	BT11	261	1042701	13.49	X
12/29/2020	D10	262	1042700	18.08	X
12/29/2020	D11	263	1042699	16.5	X
12/29/2020	2	264	1042698	10.74	X
12/29/2020	BT11	265	1042697	15.39	X
12/29/2020	D10	266	1042696	21.92	X
12/29/2020	KT10	267	1042695	13.95	X
12/29/2020	D11	268	1042694	21.82	X
12/29/2020	2	269	1042693	14.59	X
12/29/2020	BT11	270	1042692	14.15	X
12/29/2020	KT10	271	1042691	11.87	X
12/29/2020	BT16	272	1042690	18.83	X
12/29/2020	D10	273	1042689	21.27	X
12/29/2020	2	274	1042688	13.89	X
12/29/2020	11	275	1042687	21.74	X
12/29/2020	KT10	276	1042686	14.07	X
12/30/2020	BT16	277	1042685	20.84	X
12/30/2020	2	278	1042684	20.55	X
12/30/2020	D9	279	1042683	24.14	X
12/30/2020	KT12	280	1042682	18.19	X
12/30/2020	KT10	281	1042681	16.65	X
12/30/2020	D10	282	1042680	23.35	X
12/30/2020	D11	283	1042679	20.99	X
12/30/2020	BT16	284	1042678	19.04	X
12/30/2020	KT12	285	1042677	13.2	X
12/30/2020	KT10	286	1042676	11.66	X
12/30/2020	2	287	1042675	13.89	X
12/30/2020	9	288	1042674	20.15	X
12/30/2020	D11	289	1042673	18.64	X
12/30/2020	BT16	290	1042672	21.59	X
12/30/2020	D10	291	1042671	24.53	X
12/30/2020	2	292	1042670	15.86	X
12/30/2020	D9	293	1042669	23.36	X
12/30/2020	KT12	294	1042668	12.59	X
12/30/2020	KT10	295	1042667	9.69	X
12/30/2020	BT16	296	1042666	16.34	X

Table 5
Summary of Soil Shipped to Republic Services
(October 7, 2020 - May 31, 2022)

Colonial Pipeline Company
2020-L1-SR2448 Incident
Huntersville, North Carolina

Date	Truck No.	Load No.	Manifest No.	Tons	Manifest Previously Provided
12/30/2020	2	297	1042665	13.59	X
12/30/2020	D9	298	1042664	20.03	X
12/30/2020	D10	299	1042663	22.03	X
12/30/2020	D11	300	1042662	19.31	X
12/30/2020	D10	301	1042661	23.84	X
12/30/2020	2	302	1042660	14.77	X
12/30/2020	KT12	303	1042659	16.1	X
1/4/2021	BT16	304	1042658	16.82	X
1/4/2021	D10	305	1042657	19.44	X
1/4/2021	D11	306	1042656	19.72	X
1/4/2021	KT10	307	1042655	10.66	X
1/4/2020	KT11	308	1042654	16.17	X
1/4/2020	D9	309	1042653	18.7	X
1/4/2021	BT16	310	1042652	16.49	X
1/4/2021	D10	311	1042651	16.61	X
1/4/2021	--	312	1042650	17.59	X
1/4/2021	--	313	1042649	16.52	X
1/5/2021	10	314	1042648	9.29	X
1/5/2021	2	315	1042647	15.68	X
1/5/2021	BT17	316	1042646	22.03	X
1/5/2021	BT13	317	1042645	18.95	X
1/5/2021	D10	318	1042644	17.82	X
1/5/2021	--	319	1042643	20.29	X
1/5/2021	D11	320	1042642	23.23	X
1/5/2021	2	321	1042641	14.6	X
1/5/2021	BT17	322	1042640	19.55	X
1/5/2021	BT13	323	1042639	15.93	X
1/5/2021	KT10	324	1042638	15.22	X
1/5/2021	D11	325	1042637	12.39	X
1/5/2021	2	326	1042636	14.48	X
1/5/2021	D10	327	1042635	10.74	X
1/5/2021	D11	328	1042634	21.16	X
1/5/2021	BT17	329	1042633	18.47	X
1/5/2021	BT13	330	1042632	14.13	X
1/5/2021	KT10	331	1042631	11.83	X
1/5/2021	2	332	1042630	13.84	X
1/6/2021	D10	333	1042629	22.66	X

Table 5
Summary of Soil Shipped to Republic Services
(October 7, 2020 - May 31, 2022)

Colonial Pipeline Company
2020-L1-SR2448 Incident
Huntersville, North Carolina

Date	Truck No.	Load No.	Manifest No.	Tons	Manifest Previously Provided
1/6/2021	BT9	334	1042628	14.21	X
1/6/2021	D11	335	1042627	23.62	X
1/6/2021	KT10	336	1042626	8.52	X
1/6/2021	2	337	1042625	13.34	X
1/6/2021	BT19	338	1042624	11.17	X
1/6/2021	BPD5	339	1042623	16.84	X
1/6/2021	KT11	340	1042622	17.73	X
1/6/2021	D11	341	1042621	21.52	X
1/6/2021	BT9	342	1042722	16.39	X
1/6/2021	BT19	343	1042723	21.74	X
1/7/2021	KT10	344	1042724	13.94	X
1/7/2021	KT10	345	1042725	14.62	X
1/7/2021	KT12	346	1042726	12.39	X
1/7/2021	BPD5	347	1042727	17.02	X
1/7/2021	BT19	348	1042728	15.29	X
1/7/2021	D11	349	1042729	17.38	X
1/7/2021	D10	350	1042730	23.65	X
1/7/2021	2	351	1042731	13.53	X
1/7/2021	BPD5	352	1042732	17.74	X
1/7/2021	KT10	353	1042733	15.05	X
1/7/2021	BT19	354	1042734	16.24	X
1/7/2021	D11	355	1042735	15.15	X
1/7/2021	D10	356	1042736	19.04	X
1/7/2021	2	357	1042737	13.75	X
1/7/2021	KT10	358	1042738	12.09	X
1/7/2021	KT12	359	1042739	14.06	X
1/7/2021	BT19	360	1042740	15.63	X
1/7/2021	BPD5	361	1042741	17.08	X
1/7/2021	D11	362	1042742	19.1	X
1/7/2020	D10	363	1042743	21.91	X
1/11/2021	D9	364	1042744	21.5	X
1/11/2021	KT12	365	1042745	10.82	X
1/11/2021	KT10	366	1042746	10.56	X
1/11/2021	D11	367	1042747	15.66	X
1/11/2021	BT13	368	1042748	18.33	X
1/11/2021	D10	369	1042749	20.7	X
1/11/2021	BT19	370	1042750	14.83	X

Table 5
Summary of Soil Shipped to Republic Services
(October 7, 2020 - May 31, 2022)

Colonial Pipeline Company
2020-L1-SR2448 Incident
Huntersville, North Carolina

Date	Truck No.	Load No.	Manifest No.	Tons	Manifest Previously Provided
1/11/2021	BT19	371	1042751	18.47	X
1/11/2021	BT10	372	1042752	17.11	X
1/11/2021	D11	373	1042753	22.73	X
1/11/2021	D10	374	1042754	23.1	X
1/11/2021	BT19	375	1042755	18.94	X
1/11/2021	BT13	376	1042756	22.47	X
1/11/2021	D9	377	1042757	21.75	X
1/11/2021	BT9	378	1042758	13.9	X
1/11/2021	BT10	379	1042759	18.24	X
1/11/2021	D11	380	1042760	23.37	X
1/11/2021	KT12	381	1042761	12.93	X
1/11/2021	KT10	382	1042762	12.26	X
1/11/2021	D10	383	1042763	18.35	X
1/11/2021	BT13	384	1042764	21.29	X
1/11/2021	BT19	385	1042765	16.45	X
1/11/2021	D9	386	1042766	16.4	X
1/11/2021	KT12	387	1042767	15.97	X
1/11/2021	BT10	388	1042768	14.74	X
1/11/2021	KT10	389	1042769	20.18	X
1/11/2021	BT9	390	1042770	22.24	X
1/11/2021	D10	391	1042771	13.66	X
1/11/2021	KT12	392	1042772	13.66	X
1/12/2021	D9	393	1042773	19.74	X
1/12/2021	D11	394	1042774	18.7	X
1/12/2021	KT10	395	1042775	12.27	X
1/12/2021	D10	396	1042776	20.91	X
1/12/2021	D9	397	1042777	20.9	X
1/12/2021	D10	398	1042778	19.92	X
1/12/2021	D10	399	1042779	20.7	X
1/12/2021	KT10	400	1042780	12.11	X
1/12/2021	D9	401	1042781	22.22	X
1/12/2021	D10	402	1042782	21.13	X
1/12/2021	KT10	403	1042783	11.51	X
1/12/2021	D11	404	1042784	13.36	X
1/14/2021	D9	405	1042785	19.56	X
1/14/2021	D9	406	1042786	20.38	X
1/14/2021	D11	407	1042787	19.11	X

Table 5
Summary of Soil Shipped to Republic Services
(October 7, 2020 - May 31, 2022)

Colonial Pipeline Company
2020-L1-SR2448 Incident
Huntersville, North Carolina

Date	Truck No.	Load No.	Manifest No.	Tons	Manifest Previously Provided
1/14/2021	D10	408	1042788	20.06	X
1/14/2021	D11	409	1042789	23.14	X
1/14/2021	D9	410	1042790	19.92	X
1/14/2021	D9	411	1042791	20.78	X
1/14/2021	D9	412	1042792	19.3	X
1/14/2021	D11	413	1042793	23.15	X
1/14/2021	BT10	414	1042794	21.01	X
1/15/2021	D10	415	1042795	20.98	X
1/15/2021	BT9	416	1042796	17.74	X
1/15/2021	D9	417	1042797	21.16	X
1/15/2021	D11	418	1042798	20.85	X
1/15/2021	D10	419	1042799	19.74	X
1/15/2021	D11	420	1042800	22.07	X
1/15/2021	D9	421	1042801	21.46	X
1/15/2021	D10	422	1042802	18.59	X
1/15/2021	D11	423	1042803	22.76	X
1/15/2021	--	424	1042804	19.6	X
1/22/2021	163	425	1042822	26.58	X
1/22/2021	162	426	1042818	25.2	X
1/22/2021	148	427	1042819	31.13	X
1/22/2021	96	428	1042805	12.12	X
1/22/2021	--	429	1042817	19.66	X
1/22/2021	138	430	1042821	19.66	X
1/29/2021	--	431	1042822	20.06	X
1/29/2021	--	432	1042824	17.5	X
2/2/2021	96	433	1042823	17.5	X
2/8/2021	96	434	1042826	18.68	X
2/15/2021	96	435	1042827	14.08	X
2/24/2021	82	436	1042828	21.27	X
3/9/2021	96	437	1042829	13.22	X
3/15/2021	82	438	1042830	10.78	X
4/23/2021	96	439	1042831	9.03	X
5/10/2021	82	440	1042832	10.59	X
6/2/2021	96	441	1042812	9.89	X
6/24/2021	96	442	1042833	13.99	X
7/28/2021	96	443	1042834	6.46	X
8/4/2021	96	444	1042835	14.38	X

Table 5
Summary of Soil Shipped to Republic Services
(October 7, 2020 - May 31, 2022)

Colonial Pipeline Company
2020-L1-SR2448 Incident
Huntersville, North Carolina

Date	Truck No.	Load No.	Manifest No.	Tons	Manifest Previously Provided
8/18/2021	82	445	1042836	10.59	X
9/2/2021	96	446	1042837	9.97	X
9/17/2021	96	447	1042838	13.95	X
9/17/2021	96	445	1042839	12.31	X
10/20/2021	96	450	1042868	16.44	X
10/20/2021	96	451	1042869	17.34	X
12/6/2021	82	452	1042866	18.72	X
12/14/2021	82	453	1042864	8.43	X
12/27/2021	82	454	1042863	8.56	X
2/3/2022	96	455	1042861	13.73	X
2/24/2022	96	456	1042860	17.57	X
4/13/2022	96	457	1042859	17.89	
4/14/2022	96	458	1042858	14	
Total				**8,863**	

Table 6
Summary of Liquids Shipped to
Aaron Oil
(September 12, 2020 - May 31, 2022)

Colonial Pipeline Company
2020-L1-SR2448
Huntersville, North Carolina

Date	Gallons	Bill of Lading No.	Manifest Previously Received
9/12/2020	5,191	154376	X
9/17/2020	3,497	154379	X
9/25/2020	4,911	154378	X
9/30/2020	5,333	155096	X
10/4/2020	2,450	154501	X
10/5/2020	4,873	154502	X
10/21/2020	5,200	147321	X
10/29/2020	5,000	155094	X
11/2/2020	5,363	154503	X
11/3/2020	5,500	154387	X
11/5/2021	5,300	155097	X
11/5/2020	4,755	155166	X
11/7/2020	5,000	155167	X
11/9/2021	5,500	155098	X
11/9/2020	5,000	155168	X
11/11/2020	5,000	155169	X
11/12/2021	5,000	155099	X
11/14/2020	5,000	155171	X
11/17/2020	5,224	155170	X
11/19/2020	5,286	155173	X
12/1/2020	5,130	155175	X
12/1/2020	5,500	154382	X
12/23/2020	5,191	155174	X
1/12/2021	2,500	155661	X
1/19/2021	5,000	155665	X
1/20/2021	5,000	155666	X
1/20/2021	5,400	155667	X
1/21/2021	5,000	155672	X
1/25/2021	5,500	155172	X
1/25/2021	5,254	155670	X
1/26/2021	4,050	155671	X
2/2/2021	5,000	155668	X
2/10/2020	5,000	155669	X
2/17/2021	7,700	155304	X
2/19/2021	5,000	155305	X
2/23/2021	5,000	155311	X
3/10/2021	2,500	155309	X
3/22/2021	2,800	155316	X
4/29/2021	2,700	155315	X

Table 6
Summary of Liquids Shipped to
Aaron Oil
(September 12, 2020 - May 31, 2022)

Colonial Pipeline Company
2020-L1-SR2448
Huntersville, North Carolina

Date	Gallons	Bill of Lading No.	Manifest Previously Received
9/24/2021	1,000	155319	X
9/28/2021	3,500	155320	X
9/30/2021	750	155321	X
Total	**192,858**		

Table 7
Summary of Liquids Shipped to MEI
(March 24, 2021 - May 31 2022)

Colonial Pipeline Company
2020-L1-SR2448
Huntersville, North Carolina

Date	Gallons	Manifest No.	Manifest Previously Provided
3/24/2021	5,348	1	X
3/26/2021	5,538	5	X
3/26/2021	5,476	6	X
3/27/2021	5,481	7	X
3/27/2021	5,417	8	X
3/27/2021	5,538	9	X
3/29/2021	5,449	12	X
3/29/2021	5,480	13	X
3/29/2021	5,417	14	X
3/30/2021	5,480	15	X
3/30/2021	5,417	16	X
3/31/2021	5,417	17	X
3/31/2021	5,417	18	X
3/31/2021	5,417	19	X
4/1/2021	5,417	20	X
4/2/2021	5,417	21	X
4/3/2021	5,417	22	X
4/3/2021	5,482	23	X
4/5/2021	5,417	24	X
4/5/2021	5,417	25	X
4/5/2021	5,417	26	X
4/5/2021	5,417	27	X
4/5/2021	5,348	28	X
4/6/2021	5,417	29	X
4/6/2021	5,147	30	X
4/6/2021	5,417	31	X
4/7/2021	5,417	32	X
4/8/2021	5,417	33	X
4/8/2021	5,417	34	X
4/9/2021	5,195	35	X
4/9/2021	5,417	36	X
4/9/2021	5,417	37	X
4/9/2021	5,417	38	X
4/10/2021	5,417	39	X
4/10/2021	5,417	40	X
4/12/2021	5,417	41	X
4/12/2021	5,417	42	X
4/12/2021	5,417	43	X

Table 7
Summary of Liquids Shipped to MEI
(March 24, 2021 - May 31 2022)

Colonial Pipeline Company
2020-L1-SR2448
Huntersville, North Carolina

Date	Gallons	Manifest No.	Manifest Previously Provided
4/12/2021	5,417	44	X
4/13/2021	5,417	45	X
4/13/2021	5,417	46	X
4/13/2021	5,023	47	X
4/14/2021	5,417	48	X
4/14/2021	5,417	49	X
4/15/2021	5,417	50	X
4/15/2021	5,417	51	X
4/15/2021	5,417	52	X
4/16/2021	5,417	53	X
4/16/2021	5,417	54	X
4/17/2021	5,412	55	X
4/17/2021	5,410	56	X
4/17/2021	5,417	57	X
4/19/2021	5,417	58	X
4/19/2021	5,348	59	X
4/19/2021	5,417	60	X
4/19/2021	5,417	61	X
4/20/2021	5,417	62	X
4/20/2021	5,417	63	X
4/21/2021	5,417	64	X
4/21/2021	5,481	65	X
4/21/2021	3,000	66	X
4/21/2021	5,417	67	X
4/21/2021	5,417	68	X
4/22/2021	5,417	69	X
4/22/2021	5,417	70	X
4/22/2021	5,417	71	X
4/22/2021	5,417	72	X
4/23/2021	5,481	73	X
4/23/2021	5,417	74	X
Total	**370,967**		

Table 8
Summary of Liquids Shipped to HCC
(March 24, 2021 - May 31, 2022)

Colonial Pipeline Company
2020-L1-SR2448
Huntersville, North Carolina

Date	Gallons	Manifest No.	Manifest Previously Provided
3/24/2021	5,111	2	X
3/25/2021	5,417	3	X
3/25/2021	4,977	4	X
3/29/2021	5,417	11	X
Total	**20,922**		

Table 9
Summary of Liquids Removed by Covanta
(April 23, 2021 - May 31, 2022)

Colonial Pipeline Company
2020-L1-SR2448
Huntersville, North Carolina

Date	Truck No.	Gallons	Manifest No.	Manifest Previously Provided
4/23/2021	--	5,024	139108	X
4/23/2021	--	5,259	139105	X
4/24/2021	--	5,125	139159	X
4/24/2021	--	5,076	139115	X
4/24/2021	--	5,125	139150	X
4/24/2021	--	5,022	139149	X
4/26/2021	--	4,964	139157	X
4/26/2021	--	5,010	139158	X
4/26/2021	--	5,020	139160	X
4/26/2021	--	5,084	139156	X
4/26/2021	--	5,029	139154	X
4/27/2021	--	5,024	139179	X
4/27/2021	--	5,180	139182	X
4/27/2021	--	5,122	139180	X
4/27/2021	--	4,847	139183	X
4/28/2021	--	5,173	139192	X
4/28/2021	--	5,129	139188	X
4/28/2021	--	5,175	139151	X
4/28/2021	--	5,300	139193	X
4/28/2021	--	4,664	139200	X
5/1/2021	--	5,156	139218	X
5/1/2021	--	5,141	139256	X
5/1/2021	--	4,832	139260	X
5/1/2021	--	5,118	139257	X
5/2/2021	--	5,050	139261	X
5/2/2021	--	5,300	139259	X
5/3/2021	--	5,209	139264	X
5/3/2021	--	5,000	139266	X
5/3/2021	--	5,213	139265	X
5/3/2021	--	4,456	139267	X
5/4/2021	--	5,055	139243	X
5/4/2021	--	5,048	139241	X
5/4/2021	--	4,412	139240	X
5/4/2021	--	5,036	139242	X
5/5/2021	--	5,041	139308	X
5/5/2021	--	5,141	139219	X
5/5/2021	--	5,029	139310	X
5/5/2021	--	5,096	139309	X

Table 9
Summary of Liquids Removed by Covanta
(April 23, 2021 - May 31, 2022)

Colonial Pipeline Company
2020-L1-SR2448
Huntersville, North Carolina

Date	Truck No.	Gallons	Manifest No.	Manifest Previously Provided
5/6/2021	--	4,854	139277	X
5/6/2021	--	5,022	139281	X
5/6/2021	--	4,894	139278	X
5/6/2021	--	4,981	139282	X
5/7/2021	--	4,993	139351	X
5/7/2021	--	4,993	139354	X
5/7/2021	--	5,000	139350	X
5/7/2021	--	3,552	139356	X
5/8/2021	--	4,964	139326	X
5/8/2021	--	5,074	139328	X
5/8/2021	--	5,026	139325	X
5/8/2021	--	4,995	139323	X
5/9/2021	--	4,857	139324	X
5/10/2021	--	4,926	139331	X
5/10/2021	--	4,993	139333	X
5/10/2021	--	4,993	139332	X
5/10/2021	--	4,832	139330	X
5/11/2021	--	5,062	139235	X
5/11/2021	--	4,842	139233	X
5/11/2021	--	4,966	139274	X
5/11/2021	--	5,072	139234	X
5/12/2021	--	5,082	139371	X
5/12/2021	--	5,022	139377	X
5/12/2021	--	4,175	139370	X
5/12/2021	--	4,899	139367	X
5/14/2021	--	5,125	139393	X
5/14/2021	--	5,125	139394	X
5/15/2021	--	5,019	138935	X
5/15/2021	--	5,125	138936	X
5/16/2021	--	5,125	138937	X
5/17/2021	--	5,125	138940	X
5/17/2021	--	5,076	138923	X
5/17/2021	--	5,125	138924	X
5/17/2021	--	5,076	138925	X
5/17/2021	--	5,019	138932	X
5/18/2021	--	5,019	138934	X
5/18/2021	--	5,076	138958	X
5/18/2021	--	5,019	138931	X

Table 9
Summary of Liquids Removed by Covanta
(April 23, 2021 - May 31, 2022)

Colonial Pipeline Company
2020-L1-SR2448
Huntersville, North Carolina

Date	Truck No.	Gallons	Manifest No.	Manifest Previously Provided
5/18/2021	--	5,076	138957	X
5/18/2021	--	5,125	138960	X
5/18/2021	--	5,125	138959	X
5/19/2021	--	5,125	138979	X
5/19/2021	--	5,076	138978	X
5/19/2021	--	5,025	138980	X
5/19/2021	--	5,076	138977	X
5/20/2021	--	5,125	138996	X
5/20/2021	--	5,076	138993	X
5/20/2021	--	5,076	139000	X
5/20/2021	--	5,125	138995	X
5/21/2021	--	5,125	151861	X
5/21/2021	--	5,125	151863	X
5/21/2021	--	3,727	151874	X
5/21/2021	--	5,076	151862	X
5/21/2021	--	5,019	151875	X
5/21/2021	--	5,076	138994	X
5/22/2021	--	4,800	139413	X
5/22/2021	--	5,076	151879	X
5/22/2021	--	5,010	151880	X
5/22/2021	--	5,019	151883	X
5/23/2021	--	5,019	151882	X
5/24/2021	--	5,019	151886	X
5/24/2021	--	5,076	139410	X
5/24/2021	--	5,076	151885	X
5/24/2021	--	4,570	139411	X
5/24/2021	--	5,010	151884	X
5/25/2021	--	5,076	139424	X
5/25/2021	--	5,125	151881	X
5/25/2021	--	5,076	139454	X
5/25/2021	--	5,125	139425	X
5/27/2021	--	5,125	139437	X
5/27/2021	--	5,076	139439	X
5/28/2021	--	5,125	139436	X
5/28/2021	--	5,076	139465	X
5/28/2021	--	5,125	139464	X
5/28/2021	--	5,076	139438	X
5/29/2021	--	5,082	139474	X

Table 9
Summary of Liquids Removed by Covanta
(April 23, 2021 - May 31, 2022)

Colonial Pipeline Company
2020-L1-SR2448
Huntersville, North Carolina

Date	Truck No.	Gallons	Manifest No.	Manifest Previously Provided
5/29/2021	--	5,000	139479	X
5/29/2021	--	5,000	139476	X
5/29/2021	--	5,082	139477	X
5/30/2021	--	5,125	139481	X
5/30/2021	--	4,799	139480	X
5/31/2021	--	5,125	139482	X
5/31/2021	--	5,125	139483	X
5/31/2021	--	5,076	139486	X
5/31/2021	--	5,125	139431	X
5/31/2021	--	5,124	139430	X
6/1/2021	--	5,125	139429	X
6/1/2021	--	5,076	139487	X
6/1/2021	--	5,076	139489	X
6/1/2021	--	4,355	139488	X
6/2/2021	--	5,076	139533	X
6/2/2021	--	5,125	139508	X
6/2/2021	--	5,076	139507	X
6/2/2021	--	4,870	139534	X
6/3/2021	--	5,125	139518	X
6/3/2021	--	4,863	139516	X
6/3/2021	--	5,125	139521	X
6/3/2021	--	5,076	139519	X
6/4/2021	--	5,076	139504	X
6/4/2021	--	3,973	139501	X
6/4/2021	--	5,076	139503	X
6/4/2021	--	5,125	139502	X
6/5/2021	--	5,125	139550	X
6/5/2021	--	5,010	139553	X
6/5/2021	--	4,863	139549	X
6/5/2021	--	5,125	139551	X
6/6/2021	--	5,019	139548	X
6/6/2021	--	5,019	139547	X
6/7/2021	--	5,076	139543	X
6/7/2021	--	5,125	139541	X
6/7/2021	--	5,076	139562	X
6/7/2021	--	5,125	139542	X
6/8/2021	--	5,076	139579	X
6/8/2021	--	5,125	139577	X

Table 9
Summary of Liquids Removed by Covanta
(April 23, 2021 - May 31, 2022)

Colonial Pipeline Company
2020-L1-SR2448
Huntersville, North Carolina

Date	Truck No.	Gallons	Manifest No.	Manifest Previously Provided
6/8/2021	--	5,125	139576	X
6/8/2021	--	5,076	139578	X
6/10/2021	--	5,076	139825	X
6/10/2021	--	4,725	139824	X
6/10/2021	--	5,125	139823	X
6/11/2021	--	5,076	139627	X
6/11/2021	--	5,076	139628	X
6/11/2021	--	5,125	139822	X
6/11/2021	--	5,125	139900	X
6/12/2021	--	5,010	139896	X
6/12/2021	--	5,000	139893	X
6/12/2021	--	5,076	139898	X
6/12/2021	--	5,000	139895	X
6/13/2021	--	5,124	139891	X
6/13/2021	--	5,125	139892	X
6/14/2021	--	5,076	139884	X
6/14/2021	--	5,125	139881	X
6/14/2021	--	5,076	139882	X
6/14/2021	--	5,100	139897	X
6/14/2021	--	4,775	139814	X
6/15/2021	--	5,076	139809	X
6/15/2021	--	5,125	139646	X
6/15/2021	--	4,526	139644	X
6/16/2021	--	5,125	139640	X
6/16/2021	--	5,076	139638	X
6/16/2021	--	5,125	139641	X
6/17/2021	--	5,125	139613	X
6/17/2021	--	5,076	139807	X
6/17/2021	--	5,125	139621	X
6/17/2021	--	5,076	139808	X
6/18/2021	--	5,076	139639	X
6/18/2021	--	5,125	139688	X
6/18/2021	--	4,600	139689	X
6/18/2021	--	5,076	139690	X
6/19/2021	--	5,125	139710	X
6/19/2021	--	4,411	139679	X
6/19/2021	--	5,000	139681	X
6/20/2021	--	5,019	139709	X

Table 9
Summary of Liquids Removed by Covanta
(April 23, 2021 - May 31, 2022)

Colonial Pipeline Company
2020-L1-SR2448
Huntersville, North Carolina

Date	Truck No.	Gallons	Manifest No.	Manifest Previously Provided
6/20/2021	--	5,019	139708	X
6/21/2021	--	5,076	139707	X
6/21/2021	--	5,125	139705	X
6/21/2021	--	5,200	139706	X
6/22/2021	--	5,076	139727	X
6/22/2021	--	5,125	139726	X
6/22/2021	--	5,125	139729	X
6/22/2021	--	5,076	139724	X
6/23/2021	--	5,076	139787	X
6/23/2021	--	5,125	139789	X
6/23/2021	--	5,076	139788	X
6/23/2021	--	5,125	139790	X
6/24/2021	--	5,125	139802	X
6/24/2021	--	5,076	139800	X
6/24/2021	--	5,125	139803	X
6/24/2021	--	5,076	139801	X
6/25/2021	--	5,125	138380	X
6/25/2021	--	5,076	138379	X
6/25/2021	--	5,125	138381	X
6/25/2021	--	5,076	138378	X
6/25/2021	--	5,125	138385	X
6/26/2021	--	5,000	138391	X
6/26/2021	--	5,076	138390	X
6/26/2021	--	5,000	138393	X
6/26/2021	--	5,000	138392	X
6/27/2021	--	5,125	138395	X
6/27/2021	--	5,125	138396	X
6/28/2021	--	5,076	139806	X
6/28/2021	--	5,076	138366	X
6/28/2021	--	5,125	138365	X
6/28/2021	--	5,125	138364	X
6/28/2021	--	5,000	138394	X
6/29/2021	--	5,125	138324	X
6/29/2021	--	5,076	138322	X
6/29/2021	--	5,200	138323	X
6/29/2021	--	5,125	138325	X
6/30/2021	--	5,125	138341	X
6/30/2021	--	5,076	138339	X

Table 9
Summary of Liquids Removed by Covanta
(April 23, 2021 - May 31, 2022)

Colonial Pipeline Company
2020-L1-SR2448
Huntersville, North Carolina

Date	Truck No.	Gallons	Manifest No.	Manifest Previously Provided
6/30/2021	--	5,076	138340	X
6/30/2021	--	5,125	138342	X
7/2/2021	--	5,076	138331	X
7/2/2021	--	5,125	139784	X
7/2/2021	--	5,200	138332	X
7/3/2021	--	5,120	138244	X
7/3/2021	--	5,125	138247	X
7/3/2021	--	5,120	138242	X
7/4/2021	--	5,125	138240	X
7/4/2021	--	5,125	138243	X
7/5/2021	--	5,076	138239	X
7/5/2021	--	5,125	138236	X
7/5/2021	--	5,000	138237	X
7/5/2021	--	5,125	138238	X
7/5/2021	--	5,076	138241	X
7/6/2021	--	5,125	138235	X
7/6/2021	--	5,076	138234	X
7/6/2021	--	5,076	138203	X
7/6/2021	--	5,125	138233	X
7/7/2021	--	5,076	138205	X
7/7/2021	--	5,125	138207	X
7/7/2021	--	4,900	138204	X
7/7/2021	--	4,725	138206	X
7/8/2021	--	5,125	138219	X
7/8/2021	--	5,125	138222	X
7/8/2021	--	5,125	138217	X
7/8/2021	--	5,125	138218	X
7/9/2021	--	5,125	138224	X
7/9/2021	--	5,076	138229	X
7/9/2021	--	5,125	138228	X
7/9/2021	--	4,960	138198	X
7/10/2021	--	5,125	138133	X
7/10/2021	--	5,125	138118	X
7/10/2021	--	5,000	138134	X
7/10/2021	--	5,125	138132	X
7/11/2021	--	5,124	138136	X
7/11/2021	--	5,125	138135	X
7/12/2021	--	5,125	138148	X

Table 9
Summary of Liquids Removed by Covanta
(April 23, 2021 - May 31, 2022)

Colonial Pipeline Company
2020-L1-SR2448
Huntersville, North Carolina

Date	Truck No.	Gallons	Manifest No.	Manifest Previously Provided
7/12/2021	--	5,019	138147	X
7/12/2021	--	5,125	138146	X
7/12/2021	--	5,019	138149	X
7/13/2021	--	5,125	138129	X
7/13/2021	--	5,076	138126	X
7/13/2021	--	5,125	138130	X
7/13/2021	--	5,076	138113	X
7/15/2021	--	5,125	138054	X
7/15/2021	--	5,076	138091	X
7/15/2021	--	5,125	138053	X
7/16/2021	--	5,125	138041	X
7/16/2021	--	5,124	138038	X
7/16/2021	--	5,125	138042	X
7/16/2021	--	5,124	138040	X
7/17/2021	--	5,125	138044	X
7/17/2021	--	5,100	138045	X
7/17/2021	--	5,125	138043	X
7/17/2021	--	5,125	138046	X
7/18/2021	--	5,000	138048	X
7/18/2021	--	5,019	138047	X
7/18/2021	--	5,125	138049	X
7/19/2021	--	5,000	137995	X
7/19/2021	--	5,125	138028	X
7/19/2021	--	5,125	137990	X
7/19/2021	--	5,125	138009	X
7/19/2021	--	5,125	138010	X
7/20/2021	--	5,125	137987	X
7/20/2021	--	5,076	138007	X
7/20/2021	--	5,125	138000	X
7/20/2021	--	5,125	137998	X
7/20/2021	--	5,000	137968	X
7/21/2021	--	5,125	137969	X
7/21/2021	--	5,076	137967	X
7/21/2021	--	5,125	137971	X
7/21/2021	--	5,076	137970	X
7/22/2021	--	5,076	137920	X
7/22/2021	--	5,125	137922	X
7/22/2021	--	5,125	137927	X

Table 9
Summary of Liquids Removed by Covanta
(April 23, 2021 - May 31, 2022)

Colonial Pipeline Company
2020-L1-SR2448
Huntersville, North Carolina

Date	Truck No.	Gallons	Manifest No.	Manifest Previously Provided
7/22/2021	--	5,076	137923	X
7/22/2021	--	5,125	137925	X
7/22/2021	--	5,125	137926	X
7/23/2021	--	5,076	137957	X
7/23/2021	--	5,125	138900	X
7/23/2021	--	5,076	137954	X
7/23/2021	--	5,125	137956	X
7/24/2021	--	5,125	138888	X
7/24/2021	--	5,076	138890	X
7/24/2021	--	5,125	138887	X
7/24/2021	--	5,125	138889	X
7/24/2021	--	5,076	138891	X
7/25/2021	--	5,010	138868	X
7/25/2021	--	5,124	138885	X
7/25/2021	--	5,124	138886	X
7/25/2021	--	5,000	138871	X
7/26/2021	--	5,076	138870	X
7/26/2021	--	5,125	138872	X
7/26/2021	--	5,076	138873	X
7/26/2021	--	5,125	138875	X
7/27/2021	--	5,125	138846	X
7/27/2021	--	5,076	138848	X
7/27/2021	--	5,125	138849	X
7/27/2021	--	5,076	138850	X
7/28/2021	--	5,125	138820	X
7/28/2021	--	5,076	138816	X
7/29/2021	--	5,125	138832	X
7/29/2021	--	5,076	138830	X
7/29/2021	--	5,076	138833	X
7/29/2021	--	5,125	138835	X
7/30/2021	--	5,076	138721	X
7/30/2021	--	5,125	138723	X
7/30/2021	--	5,125	138729	X
7/30/2021	--	5,076	138722	X
7/31/2021	--	5,000	138691	X
7/31/2021	--	5,076	138689	X
7/31/2021	--	5,125	138690	X
7/31/2021	--	5,000	138688	X

Table 9
Summary of Liquids Removed by Covanta
(April 23, 2021 - May 31, 2022)

Colonial Pipeline Company
2020-L1-SR2448
Huntersville, North Carolina

Date	Truck No.	Gallons	Manifest No.	Manifest Previously Provided
7/31/2021	--	5,076	138686	X
8/1/2021	--	5,019	138692	X
8/1/2021	--	5,125	138693	X
8/1/2021	--	5,124	138699	X
8/2/2021	--	5,125	138694	X
8/2/2021	--	5,076	138697	X
8/2/2021	--	5,019	138696	X
8/2/2021	--	5,125	138703	X
8/2/2021	--	5,076	138700	X
8/2/2021	--	5,019	138702	X
8/3/2021	--	5,076	138737	X
8/3/2021	--	5,125	138740	X
8/3/2021	--	5,125	138648	X
8/3/2021	--	5,076	138738	X
8/3/2021	--	5,125	138649	X
8/3/2021	--	5,125	138651	X
8/4/2021	--	5,076	138665	X
8/4/2021	--	5,125	138660	X
8/4/2021	--	5,125	138661	X
8/4/2021	--	5,076	138658	X
8/4/2021	--	5,125	138663	X
8/4/2021	--	5,125	138662	X
8/5/2021	--	5,076	138590	X
8/5/2021	--	5,000	138587	X
8/5/2021	--	5,125	138585	X
8/5/2021	--	5,076	138589	X
8/5/2021	--	5,000	138584	X
8/5/2021	--	5,125	138582	X
8/6/2021	--	5,076	138677	X
8/6/2021	--	5,125	138675	X
8/6/2021	--	5,125	138670	X
8/6/2021	--	5,076	138674	X
8/6/2021	--	5,125	138673	X
8/7/2021	--	4,900	138569	X
8/7/2021	--	5,125	138565	X
8/7/2021	--	5,000	138567	X
8/7/2021	--	5,076	138570	X
8/8/2021	--	5,125	138573	X

Table 9
Summary of Liquids Removed by Covanta
(April 23, 2021 - May 31, 2022)

Colonial Pipeline Company
2020-L1-SR2448
Huntersville, North Carolina

Date	Truck No.	Gallons	Manifest No.	Manifest Previously Provided
8/8/2021	--	5,125	138574	X
8/8/2021	--	5,125	138571	X
8/9/2021	--	5,125	138532	X
8/9/2021	--	5,076	138557	X
8/9/2021	--	5,125	138559	X
8/9/2021	--	5,076	138560	X
8/9/2021	--	4,850	138562	X
8/10/2021	--	5,125	138546	X
8/11/2021	--	5,125	138470	X
8/11/2021	--	5,125	138462	X
8/12/2021	--	5,076	138474	X
8/12/2021	--	5,125	138493	X
8/12/2021	--	5,076	138475	X
8/12/2021	--	5,125	138492	X
8/13/2021	--	5,076	138407	X
8/13/2021	--	5,125	138472	X
8/13/2021	--	5,076	138408	X
8/13/2021	--	5,125	138473	X
8/14/2021	--	5,000	138419	X
8/14/2021	--	5,076	138418	X
8/14/2021	--	5,125	138422	X
8/14/2021	--	5,000	138423	X
8/15/2021	--	5,125	138421	X
8/15/2021	--	5,125	138410	X
8/15/2021	--	5,124	138420	X
8/15/2021	--	5,124	138409	X
8/16/2021	--	5,125	138435	X
8/16/2021	--	5,125	138437	X
8/16/2021	--	5,000	138440	X
8/16/2021	--	5,125	138436	X
8/16/2021	--	5,125	138438	X
8/16/2021	--	4,570	138439	X
8/17/2021	--	5,076	138444	X
8/17/2021	--	5,125	138548	X
8/17/2021	--	5,125	138446	X
8/17/2021	--	5,076	138445	X
8/18/2021	--	5,125	221090	X
8/18/2021	--	5,076	221085	X

Table 9
Summary of Liquids Removed by Covanta
(April 23, 2021 - May 31, 2022)

Colonial Pipeline Company
2020-L1-SR2448
Huntersville, North Carolina

Date	Truck No.	Gallons	Manifest No.	Manifest Previously Provided
8/18/2021	--	5,125	221087	X
8/18/2021	--	5,076	138424	X
8/19/2021	--	5,000	221388	X
8/19/2021	--	5,076	221092	X
8/19/2021	--	5,125	221094	X
8/19/2021	--	5,076	221093	X
8/19/2021	--	5,125	221386	X
8/20/2021	--	5,076	221392	X
8/20/2021	--	5,125	221394	X
8/20/2021	--	5,125	221395	X
8/20/2021	--	5,076	221492	X
8/20/2021	--	5,125	221493	X
8/21/2021	--	5,000	221521	X
8/21/2021	--	5,125	221519	X
8/21/2021	--	5,000	221522	X
8/21/2021	--	5,125	221523	X
8/22/2021	--	5,076	221527	X
8/22/2021	--	5,125	221531	X
8/22/2021	--	5,076	222244	X
8/22/2021	--	5,125	222245	X
8/23/2021	--	5,076	221863	X
8/23/2021	--	5,125	50221864	X
8/23/2021	--	5,125	56222025	X
8/23/2021	--	5,125	50222024	X
8/23/2021	--	5,076	221867	X
8/23/2021	--	5,125	50221866	X
8/24/2021	--	5,076	221895	X
8/24/2021	--	5,125	222414	X
8/24/2021	--	5,125	221899	X
8/24/2021	--	5,076	221896	X
8/24/2021	--	5,125	222412	X
8/24/2021	--	5,125	221898	X
8/25/2021	--	5,125	221904	X
8/25/2021	--	5,125	221902	X
8/25/2021	--	5,125	221903	X
8/25/2021	--	5,125	221900	X
8/27/2021	--	5,000	222194	X
8/27/2021	--	5,125	222193	X

Table 9
Summary of Liquids Removed by Covanta
(April 23, 2021 - May 31, 2022)

Colonial Pipeline Company
2020-L1-SR2448
Huntersville, North Carolina

Date	Truck No.	Gallons	Manifest No.	Manifest Previously Provided
8/27/2021	--	5,125	222191	X
8/27/2021	--	5,076	222188	X
8/28/2021	--	5,125	222198	X
8/28/2021	--	5,125	222200	X
8/28/2021	--	5,125	222204	X
8/28/2021	--	5,125	222199	X
8/28/2021	--	5,020	222912	X
8/29/2021	--	5,000	222211	X
8/29/2021	--	5,000	222214	X
8/29/2021	--	5,000	223793	X
8/29/2021	--	5,000	22239792	X
8/29/2021	--	5,000	222917	X
8/29/2021	--	5,125	223815	X
8/30/2021	--	5,125	224025	X
8/30/2021	--	5,125	224026	X
8/30/2021	--	5,076	224027	X
8/30/2021	--	5,125	222914	X
8/30/2021	--	5,125	222901	X
8/30/2021	--	5,076	223848	X
8/31/2021	--	5,076	223127	X
8/31/2021	--	5,125	223134	X
8/31/2021	--	5,076	223132	X
8/31/2021	--	5,125	223135	X
8/31/2021	--	5,000	224042	X
8/31/2021	--	5,000	223165	X
9/1/2021	34	5,125	140425	X
9/1/2021	60	5,125	140423	X
9/1/2021	18	5,076	140421	X
9/1/2021	--	5,125	140422	X
9/1/2021	18	5,076	140420	X
9/2/2021	34	5,125	140436	X
9/2/2021	--	5,012	140434	X
9/2/2021	18	5,076	140433	X
9/2/2021	34	5,125	140437	X
9/2/2021	--	5,125	140435	X
9/2/2021	18	5,076	140432	X
9/3/2021	34	5,125	140442	X
9/3/2021	--	5,125	140440	X

Table 9
Summary of Liquids Removed by Covanta
(April 23, 2021 - May 31, 2022)

Colonial Pipeline Company
2020-L1-SR2448
Huntersville, North Carolina

Date	Truck No.	Gallons	Manifest No.	Manifest Previously Provided
9/3/2021	18	5,076	140438	X
9/3/2021	18	5,125	140441	X
9/3/2021	--	5,125	140443	X
9/3/2021	34	5,125	140445	X
9/4/2021	18	5,125	140401	X
9/4/2021	--	5,120	140457	X
9/4/2021	18	5,125	140405	X
9/4/2021	--	5,125	140403	X
9/5/2021	60	5,125	140455	X
9/5/2021	60	5,125	140404	X
9/5/2021	33	5,124	140407	X
9/5/2021	33	5,124	140406	X
9/6/2021	34	5,125	140551	X
9/6/2021	18	5,125	140458	X
9/6/2021	60	5,125	140553	X
9/6/2021	34	5,125	140552	X
9/6/2021	18	5,125	140461	X
9/6/2021	60	5,125	140554	X
9/7/2021	18	5,076	140413	X
9/7/2021	60	5,125	140415	X
9/7/2021	34	5,125	140418	X
9/7/2021	18	5,076	140412	X
9/7/2021	60	5,125	140414	X
9/8/2021	18	4,800	140540	X
9/8/2021	60	5,125	140576	X
9/8/2021	18	5,125	140541	X
9/8/2021	34	5,125	140573	X
9/8/2021	60	5,125	140542	X
9/9/2021	--	5,125	140563	X
9/9/2021	18	5,125	140565	X
9/9/2021	34	5,125	140568	X
9/9/2021	60	5,125	140564	X
9/9/2021	18	5,125	140562	X
9/10/2021	18	5,076	140556	X
9/10/2021	--	4,910	140578	X
9/10/2021	34	5,125	140582	X
9/10/2021	18	5,076	140555	X
9/10/2021	60	5,125	140579	X

Table 9
Summary of Liquids Removed by Covanta
(April 23, 2021 - May 31, 2022)

Colonial Pipeline Company
2020-L1-SR2448
Huntersville, North Carolina

Date	Truck No.	Gallons	Manifest No.	Manifest Previously Provided
9/11/2021	34	5,125	140604	X
9/11/2021	60	5,125	140602	X
9/11/2021	34	5,125	140605	X
9/11/2021	60	5,000	140603	X
9/12/2021	18	5,076	140625	X
9/12/2021	--	5,000	140606	X
9/12/2021	18	5,076	140622	X
9/12/2021	--	5,125	140624	X
9/13/2021	--	5,125	140614	X
9/13/2021	34	5,125	140621	X
9/13/2021	60	5,125	140615	X
9/13/2021	18	5,076	140613	X
9/13/2021	18	5,076	140612	X
9/13/2021	34	5,125	140623	X
9/14/2021	--	5,125	140720	X
9/14/2021	18	5,076	140580	X
9/14/2021	18	5,076	140719	X
9/14/2021	34	5,125	140722	X
9/14/2021	--	5,125	140721	X
9/14/2021	34	4,200	140723	X
9/15/2021	18	5,076	140729	X
9/15/2021	--	5,125	140731	X
9/15/2021	34	5,125	140763	X
9/15/2021	--	5,125	140730	X
9/17/2021	34	5,125	140769	X
9/17/2021	34	5,125	140768	X
9/17/2021	--	4,850	140767	X
9/17/2021	--	5,125	140597	X
9/18/2021	34	5,125	140772	X
9/18/2021	--	5,125	140775	X
9/18/2021	34	5,125	140770	X
9/18/2021	--	5,125	140773	X
9/19/2021	34	5,124	140778	X
9/19/2021	60	5,125	140776	X
9/19/2021	60	5,125	140743	X
9/19/2021	34	5,124	140779	X
9/20/2021	34	5,125	140793	X
9/20/2021	--	5,125	140790	X

Table 9
Summary of Liquids Removed by Covanta
(April 23, 2021 - May 31, 2022)

Colonial Pipeline Company
2020-L1-SR2448
Huntersville, North Carolina

Date	Truck No.	Gallons	Manifest No.	Manifest Previously Provided
9/20/2021	18	5,076	140784	X
9/20/2021	34	5,125	140791	X
9/20/2021	--	5,125	140788	X
9/20/2021	18	5,076	140783	X
9/21/2021	34	5,125	140808	X
9/21/2021	--	5,125	140805	X
9/21/2021	18	5,076	140807	X
9/21/2021	18	5,076	140806	X
9/21/2021	--	5,125	140809	X
9/21/2021	34	5,125	140811	X
9/22/2021	60	5,125	140830	X
9/22/2021	18	5,076	140826	X
9/22/2021	34	5,125	140832	X
9/22/2021	18	5,076	140831	X
9/22/2021	60	5,125	140833	X
9/24/2021	--	5,125	140869	X
9/24/2021	18	5,076	140862	X
9/24/2021	18	5,076	140867	X
9/24/2021	--	5,125	140868	X
9/25/2021	60	5,125	140881	X
9/25/2021	33	5,000	140883	X
9/25/2021	60	5,125	140900	X
9/25/2021	33	5,000	140880	X
9/26/2021	60	5,125	140898	X
9/26/2021	18	5,076	140899	X
9/26/2021	60	5,125	140871	X
9/26/2021	18	5,076	140897	X
9/27/2021	18	5,076	140884	X
9/27/2021	60	5,125	140886	X
9/27/2021	--	5,000	140888	X
9/27/2021	--	5,125	140890	X
9/27/2021	18	5,076	140887	X
9/27/2021	60	5,125	140889	X
9/28/2021	34	5,125	139920	X
9/28/2021	18	5,076	139922	X
9/28/2021	60	5,125	140870	X
9/28/2021	60	5,125	139924	X
9/28/2021	34	5,125	139921	X

Table 9
Summary of Liquids Removed by Covanta
(April 23, 2021 - May 31, 2022)

Colonial Pipeline Company
2020-L1-SR2448
Huntersville, North Carolina

Date	Truck No.	Gallons	Manifest No.	Manifest Previously Provided
9/28/2021	18	5,125	139923	X
9/29/2021	18	5,076	139967	X
9/29/2021	60	5,125	139965	X
9/29/2021	34	5,125	139963	X
9/29/2021	34	5,125	139962	X
9/29/2021	18	4,700	139966	X
9/29/2021	60	5,125	139964	X
9/30/2021	34	5,125	139946	X
9/30/2021	60	5,125	139948	X
9/30/2021	18	5,076	139950	X
9/30/2021	34	5,125	139947	X
9/30/2021	60	5,125	139949	X
9/30/2021	18	5,076	139951	X
10/1/2021	60	5,125	139992	X
10/1/2021	18	5,076	139973	X
10/1/2021	34	5,125	139996	X
10/1/2021	60	5,125	139991	X
10/1/2021	18	5,076	139972	X
10/1/2021	34	5,125	139993	X
10/2/2021	34	5,125	140025	X
10/2/2021	--	5,125	140026	X
10/2/2021	--	5,125	140028	X
10/2/2021	34	5,125	140027	X
10/3/2021	34	5,125	140032	X
10/3/2021	60	5,125	140031	X
10/3/2021	34	5,125	140030	X
10/3/2021	60	5,125	140029	X
10/4/2021	60	5,125	139999	X
10/4/2021	34	5,125	140019	X
10/4/2021	60	5,125	140005	X
10/4/2021	18	5,125	139998	X
10/4/2021	18	5,125	140037	X
10/4/2021	34	5,125	140036	X
10/5/2021	18	5,125	140010	X
10/5/2021	60	5,125	140011	X
10/5/2021	34	5,125	140007	X
10/5/2021	18	5,125	140008	X
10/5/2021	60	5,125	140009	X

Table 9
Summary of Liquids Removed by Covanta
(April 23, 2021 - May 31, 2022)

Colonial Pipeline Company
2020-L1-SR2448
Huntersville, North Carolina

Date	Truck No.	Gallons	Manifest No.	Manifest Previously Provided
10/5/2021	34	5,125	140006	X
10/6/2021	34	5,125	140072	X
10/6/2021	60	5,125	140062	X
10/6/2021	18	5,125	140074	X
10/6/2021	34	5,125	140071	X
10/6/2021	17	5,125	140061	X
10/7/2021	18	5,076	140048	X
10/7/2021	34	5,125	140044	X
10/7/2021	18	5,125	140047	X
10/7/2021	60	5,125	140046	X
10/7/2021	60	5,125	140045	X
10/8/2021	18	5,135	140170	X
10/8/2021	34	5,125	140166	X
10/8/2021	60	5,125	140167	X
10/8/2021	33	5,135	140169	X
10/8/2021	60	5,125	140168	X
10/9/2021	33	5,000	140160	X
10/9/2021	34	5,125	140158	X
10/9/2021	33	5,000	140161	X
10/9/2021	34	5,125	140159	X
10/10/2021	60	5,124	140155	X
10/10/2021	60	5,124	140154	X
10/10/2021	18	5,125	140156	X
10/10/2021	18	4,700	140157	X
10/11/2021	34	5,125	140179	X
10/11/2021	60	5,125	140181	X
10/11/2021	18	5,125	140182	X
10/11/2021	34	5,125	140180	X
10/11/2021	60	5,125	140183	X
10/11/2021	18	5,125	140153	X
10/12/2021	18	4,800	140197	X
10/12/2021	34	5,125	140201	X
10/12/2021	60	5,125	140203	X
10/12/2021	18	5,125	140199	X
10/13/2021	60	5,125	140218	X
10/13/2021	18	5,125	140224	X
10/13/2021	34	5,125	140221	X
10/13/2021	60	5,125	140223	X

Table 9
Summary of Liquids Removed by Covanta
(April 23, 2021 - May 31, 2022)

Colonial Pipeline Company
2020-L1-SR2448
Huntersville, North Carolina

Date	Truck No.	Gallons	Manifest No.	Manifest Previously Provided
10/14/2021	34	5,125	140192	X
10/14/2021	60	5,125	140194	X
10/14/2021	34	5,125	140190	X
10/14/2021	60	5,125	140214	X
10/15/2021	34	5,125	140239	X
10/15/2021	60	5,125	140235	X
10/15/2021	34	5,125	140261	X
10/15/2021	60	5,125	140237	X
10/15/2021	60	5,125	140240	X
10/16/2021	60	5,000	140355	X
10/16/2021	33	4,800	140354	X
10/16/2021	60	5,000	140356	X
10/17/2021	60	5,125	140351	X
10/17/2021	34	5,125	140350	X
10/17/2021	60	5,125	140352	X
10/17/2021	34	5,125	140349	X
10/18/2021	34	5,125	140340	X
10/18/2021	60	5,125	140343	X
10/18/2021	34	5,125	140338	X
10/18/2021	60	5,125	140342	X
10/18/2021	34	5,125	140336	X
10/19/2021	60	5,125	140319	X
10/19/2021	34	5,125	140357	X
10/19/2021	60	5,015	140318	X
10/19/2021	34	5,125	140383	X
10/20/2021	60	5,125	140370	X
10/20/2021	18	5,125	140375	X
10/20/2021	18	5,125	140372	X
10/20/2021	60	5,125	140368	X
10/21/2021	18	5,125	140399	X
10/21/2021	18	4,500	141423	X
10/21/2021	60	5,125	141403	X
10/21/2021	18	5,076	141402	X
10/21/2021	60	5,125	140393	X
10/22/2021	60	5,125	141431	X
10/22/2021	18	5,076	141430	X
10/22/2021	60	5,125	141433	X
10/22/2021	18	5,076	141407	X

Table 9
Summary of Liquids Removed by Covanta
(April 23, 2021 - May 31, 2022)

Colonial Pipeline Company
2020-L1-SR2448
Huntersville, North Carolina

Date	Truck No.	Gallons	Manifest No.	Manifest Previously Provided
10/23/2021	33	4,700	141468	X
10/23/2021	34	5,125	141469	X
10/23/2021	33	5,000	141471	X
10/23/2021	34	5,125	141470	X
10/24/2021	34	5,124	141466	X
10/24/2021	18	5,125	141465	X
10/24/2021	34	5,124	141467	X
10/24/2021	18	5,125	141464	X
10/25/2021	18	4,500	141452	X
10/25/2021	60	5,125	141453	X
10/25/2021	60	5,125	140397	X
10/25/2021	18	5,125	140215	X
10/26/2021	60	5,125	141455	X
10/26/2021	60	5,125	141444	X
10/26/2021	18	4,500	141443	X
10/26/2021	18	5,076	141442	X
10/28/2021	18	5,125	140367	X
10/29/2021	60	5,125	140921	X
10/29/2021	18	5,125	140919	X
10/29/2021	18	5,125	140920	X
10/29/2021	18	5,125	141439	X
10/29/2021	60	5,125	140923	X
10/29/2021	60	5,125	140924	X
10/30/2021	34	5,125	140927	X
10/30/2021	33	5,125	140926	X
10/30/2021	34	5,125	140928	X
10/30/2021	33	5,000	140925	X
10/31/2021	33	5,125	141576	X
10/31/2021	60	5,125	141575	X
10/31/2021	33	5,125	141577	X
10/31/2021	60	5,125	140929	X
11/1/2021	18	5,125	141559	X
11/1/2021	60	5,125	141557	X
11/1/2021	18	5,125	141560	X
11/1/2021	33	5,125	141558	X
11/1/2021	18	5,076	141562	X
11/2/2021	60	5,125	141571	X
11/2/2021	18	5,125	141572	X

Table 9
Summary of Liquids Removed by Covanta
(April 23, 2021 - May 31, 2022)

Colonial Pipeline Company
2020-L1-SR2448
Huntersville, North Carolina

Date	Truck No.	Gallons	Manifest No.	Manifest Previously Provided
11/2/2021	18	4,900	140956	X
11/2/2021	60	5,125	140955	X
11/3/2021	18	5,125	140951	X
11/4/2021	18	5,179	141570	X
11/4/2021	60	5,125	140935	X
11/4/2021	18	5,125	140957	X
11/4/2021	60	5,125	141561	X
11/4/2021	18	5,179	141421	X
11/5/2021	34	5,125	140983	X
11/5/2021	60	5,125	140981	X
11/5/2021	60	5,125	140980	X
11/5/2021	34	5,125	140982	X
11/5/2021	60	5,125	140978	X
11/5/2021	34	5,125	140979	X
11/6/2021	18	5,076	140353	X
11/6/2021	34	5,125	140970	X
11/6/2021	60	5,125	140968	X
11/6/2021	18	5,125	140971	X
11/6/2021	34	5,125	140969	X
11/6/2021	60	5,125	140967	X
11/7/2021	18	5,076	140966	X
11/7/2021	60	5,125	141044	X
11/7/2021	34	5,124	140964	X
11/7/2021	18	5,076	140965	X
11/7/2021	60	5,125	141045	X
11/7/2021	34	5,125	140963	X
11/8/2021	60	5,125	140953	X
11/8/2021	18	5,125	140962	X
11/8/2021	60	5,125	140950	X
11/8/2021	18	5,125	140961	X
11/8/2021	60	5,125	140946	X
11/8/2021	18	4,800	140960	X
11/9/2021	18	5,179	141035	X
11/9/2021	60	5,125	141033	X
11/9/2021	18	5,125	141034	X
11/9/2021	60	5,125	141032	X
11/9/2021	18	5,076	141030	X
11/11/2021	60	5,125	141002	X

Table 9
Summary of Liquids Removed by Covanta
(April 23, 2021 - May 31, 2022)

Colonial Pipeline Company
2020-L1-SR2448
Huntersville, North Carolina

Date	Truck No.	Gallons	Manifest No.	Manifest Previously Provided
11/11/2021	18	5,125	141003	X
11/11/2021	60	5,125	141007	X
11/11/2021	18	5,125	141006	X
11/12/2021	18	5,125	141076	X
11/12/2021	60	5,125	141077	X
11/12/2021	18	5,125	141086	X
11/12/2021	60	5,125	141087	X
11/12/2021	18	5,125	141085	X
11/12/2021	60	5,125	141084	X
11/13/2021	60	5,135	141064	X
11/13/2021	34	5,125	141066	X
11/13/2021	60	5,135	141063	X
11/13/2021	34	5,125	141065	X
11/14/2021	60	5,125	141062	X
11/14/2021	34	5,124	141059	X
11/14/2021	60	5,125	141061	X
11/14/2021	18	5,125	141024	X
11/14/2021	34	5,124	141060	X
11/15/2021	60	5,125	141019	X
11/15/2021	18	5,125	141020	X
11/15/2021	60	5,125	141022	X
11/15/2021	18	5,125	141021	X
11/15/2021	60	5,125	141023	X
11/15/2021	18	5,125	140949	X
11/16/2021	18	5,125	141175	X
11/16/2021	60	5,125	141177	X
11/16/2021	18	5,125	141004	X
11/16/2021	60	5,125	141176	X
11/16/2021	18	5,076	141005	X
11/16/2021	60	5,125	141174	X
11/17/2021	18	5,125	141192	X
11/17/2021	60	5,125	141196	X
11/17/2021	18	5,179	141194	X
11/17/2021	60	5,125	141195	X
11/17/2021	18	5,179	141191	X
11/17/2021	60	5,125	141193	X
11/18/2021	18	5,125	141256	X
11/18/2021	60	5,125	141258	X

Table 9
Summary of Liquids Removed by Covanta
(April 23, 2021 - May 31, 2022)

Colonial Pipeline Company
2020-L1-SR2448
Huntersville, North Carolina

Date	Truck No.	Gallons	Manifest No.	Manifest Previously Provided
11/18/2021	18	5,125	141257	X
11/18/2021	60	5,125	141259	X
11/18/2021	18	5,125	141260	X
11/18/2021	60	5,125	141261	X
11/19/2021	18	5,125	141228	X
11/19/2021	60	5,135	141050	X
11/19/2021	60	5,135	141053	X
11/19/2021	18	5,125	141212	X
11/19/2021	60	5,135	141051	X
11/19/2021	18	5,125	141052	X
11/20/2021	34	5,125	141237	X
11/20/2021	60	5,125	141230	X
11/20/2021	1004	5,180	141231	X
11/20/2021	34	5,125	141238	X
11/20/2021	43	5,125	141229	X
11/21/2021	18	5,125	141234	X
11/21/2021	1004	5,200	141239	X
11/21/2021	34	5,124	141236	X
11/21/2021	18	5,179	141233	X
11/21/2021	34	5,124	141235	X
11/22/2021	18	5,179	141253	X
11/22/2021	60	5,135	141223	X
11/22/2021	18	5,179	141224	X
11/22/2021	60	5,135	141222	X
11/22/2021	60	2,500	141252	X
11/22/2021	18	5,179	141251	X
11/22/2021	60	5,019	245322	X
11/23/2021	18	5,179	141325	X
11/23/2021	18	5,179	141324	X
11/23/2021	60	5,125	141327	X
11/23/2021	60	5,150	141326	X
11/23/2021	18	5,179	141242	X
11/23/2021	60	5,125	141232	X
11/24/2021	18	5,179	141341	X
11/24/2021	60	5,125	141346	X
11/24/2021	18	5,179	141344	X
11/24/2021	60	5,125	141343	X
11/24/2021	18	5,179	141342	X

Table 9
Summary of Liquids Removed by Covanta
(April 23, 2021 - May 31, 2022)

Colonial Pipeline Company
2020-L1-SR2448
Huntersville, North Carolina

Date	Truck No.	Gallons	Manifest No.	Manifest Previously Provided
11/24/2021	60	5,125	141345	X
11/25/2021	18	5,179	141337	X
11/25/2021	60	5,125	141334	X
11/25/2021	60	5,000	141335	X
11/25/2021	60	5,125	141354	X
11/25/2021	18	5,179	141336	X
11/25/2021	34	5,125	141290	X
11/26/2021	33	5,125	141287	X
11/26/2021	18	4,800	141286	X
11/26/2021	34	5,125	141289	X
11/26/2021	33	5,125	141284	X
11/26/2021	34	3,300	141288	X
11/26/2021	18	5,200	141285	X
11/27/2021	33	5,019	141283	X
11/27/2021	34	5,125	141281	X
11/27/2021	34	5,125	141300	X
11/27/2021	33	5,019	141282	X
11/28/2021	18	5,076	141389	X
11/28/2021	33	5,000	141295	X
11/28/2021	60	5,125	141299	X
11/28/2021	18	5,076	141390	X
11/28/2021	33	5,000	141297	X
11/28/2021	60	5,125	141298	X
11/29/2021	18	5,076	141220	X
11/29/2021	18	5,076	141219	X
11/29/2021	60	5,125	141218	X
11/29/2021	60	5,125	141217	X
11/29/2021	18	5,125	141293	X
11/29/2021	60	5,125	141292	X
12/1/2021	18	5,125	141394	X
12/1/2021	60	5,125	141357	X
12/1/2021	60	5,125	141361	X
12/1/2021	18	5,179	141362	X
12/2/2021	34	5,125	141360	X
12/2/2021	60	5,125	141381	X
12/2/2021	34	5,125	141379	
12/2/2021	34	5,125	141380	X
12/3/2021	60	5,125	141359	

Table 9
Summary of Liquids Removed by Covanta
(April 23, 2021 - May 31, 2022)

Colonial Pipeline Company
2020-L1-SR2448
Huntersville, North Carolina

Date	Truck No.	Gallons	Manifest No.	Manifest Previously Provided
12/3/2021	18	5,076	141301	X
12/3/2021	18	5,076	141378	X
12/3/2021	60	5,125	141302	X
12/3/2021	18	5,179	141304	X
12/3/2021	60	5,125	141303	X
12/4/2021	34	5,125	141276	X
12/4/2021	60	5,125	141278	X
12/4/2021	34	5,125	141275	X
12/4/2021	60	5,125	141277	X
12/5/2021	60	5,124	141274	X
12/5/2021	18	5,076	141272	X
12/5/2021	60	5,124	141273	X
12/5/2021	18	5,076	141271	X
12/6/2021	60	5,125	141667	X
12/6/2021	18	5,076	141374	X
12/6/2021	60	5,125	141669	X
12/6/2021	18	4,900	141668	X
12/6/2021	18	5,076	141670	X
12/6/2021	60	5,125	141671	X
12/7/2021	18	4,700	141679	X
12/7/2021	60	5,125	141680	X
12/7/2021	60	5,125	141681	X
12/7/2021	18	4,800	141682	X
12/7/2021	60	5,125	141683	X
12/7/2021	18	5,076	141684	X
12/8/2021	18	5,125	141710	X
12/8/2021	18	5,125	141712	X
12/8/2021	60	5,125	141709	X
12/8/2021	60	5,125	141711	X
12/8/2021	18	5,125	141708	X
12/8/2021	60	5,125	141707	X
12/9/2021	18	5,125	141715	X
12/9/2021	18	5,125	141718	X
12/9/2021	60	5,125	141716	X
12/9/2021	18	4,800	141713	X
12/9/2021	60	5,125	141717	X
12/9/2021	60	4,850	141714	X
12/10/2021	18	5,076	141739	X

Table 9
Summary of Liquids Removed by Covanta
(April 23, 2021 - May 31, 2022)

Colonial Pipeline Company
2020-L1-SR2448
Huntersville, North Carolina

Date	Truck No.	Gallons	Manifest No.	Manifest Previously Provided
12/10/2021	60	5,125	141737	X
12/10/2021	18	5,125	141740	X
12/10/2021	60	5,125	141738	X
12/11/2021	33	5,125	141743	X
12/11/2021	60	5,000	141741	X
12/11/2021	60	5,000	141742	X
12/11/2021	33	5,125	141744	X
12/12/2021	34	5,124	141757	X
12/12/2021	60	5,125	141745	X
12/12/2021	34	5,124	141758	X
12/12/2021	60	5,125	141746	X
12/13/2021	18	5,125	141765	X
12/13/2021	60	5,125	141771	X
12/13/2021	33	5,125	141769	X
12/13/2021	18	5,125	141766	X
12/13/2021	60	5,125	141770	X
12/13/2021	33	5,125	141772	X
12/14/2021	60	5,125	141747	X
12/14/2021	33	5,125	141782	X
12/14/2021	60	5,125	141781	X
12/14/2021	33	5,125	141780	X
12/14/2021	60	5,125	141779	X
12/15/2021	18	5,076	141866	X
12/15/2021	60	5,125	141867	X
12/15/2021	18	5,076	141748	X
12/15/2021	18	5,076	141865	X
12/15/2021	60	5,125	141868	X
12/15/2021	60	3,973	141864	X
12/16/2021	18	5,076	141841	X
12/16/2021	60	5,125	141880	X
12/16/2021	60	4,700	141878	X
12/16/2021	18	5,076	141879	X
12/17/2021	33	5,125	141845	X
12/17/2021	60	5,125	141847	X
12/17/2021	33	5,125	141846	X
12/17/2021	60	5,125	141844	X
12/17/2021	60	5,125	141843	X
12/18/2021	33	5,000	141830	X

Table 9
Summary of Liquids Removed by Covanta
(April 23, 2021 - May 31, 2022)

Colonial Pipeline Company
2020-L1-SR2448
Huntersville, North Carolina

Date	Truck No.	Gallons	Manifest No.	Manifest Previously Provided
12/18/2021	33	4,800	141831	X
12/18/2021	18	5,000	141833	X
12/18/2021	18	4,800	141832	X
12/19/2021	60	4,910	141834	X
12/19/2021	34	5,124	141836	X
12/19/2021	34	5,124	141837	X
12/19/2021	60	5,000	141835	X
12/20/2021	18	5,179	141839	X
12/20/2021	33	5,125	141824	X
12/20/2021	33	5,125	141806	X
12/20/2021	18	5,125	141827	X
12/20/2021	18	5,179	141842	X
12/20/2021	33	5,125	141825	X
12/21/2021	18	5,125	141887	X
12/21/2021	33	5,125	141886	X
12/21/2021	18	5,125	141885	X
12/21/2021	33	5,125	141888	X
12/21/2021	18	5,125	141883	X
12/21/2021	33	5,125	141884	X
12/22/2021	33	5,125	141810	X
12/22/2021	18	5,125	141815	X
12/22/2021	33	5,125	141814	X
12/22/2021	18	5,179	141816	X
12/22/2021	18	5,179	141897	X
12/23/2021	18	5,125	141813	X
12/23/2021	60	5,125	152302	X
12/23/2021	60	5,125	152301	X
12/23/2021	18	5,076	152308	X
12/24/2021	60	5,125	S0251989	X
12/24/2021	18	5,076	S0251990	X
12/24/2021	60	5,125	S0251993	X
12/24/2021	18	5,076	S0251974	X
12/26/2021	33	5,000	S0251997	X
12/26/2021	--	5,125	S0251998	X
12/26/2021	33	5,000	S0251995	X
12/26/2021	--	5,125	S0251996	X
12/27/2021	18	5,076	S0252307	X
12/27/2021	60	5,125	S0252304	X

Table 9
Summary of Liquids Removed by Covanta
(April 23, 2021 - May 31, 2022)

Colonial Pipeline Company
2020-L1-SR2448
Huntersville, North Carolina

Date	Truck No.	Gallons	Manifest No.	Manifest Previously Provided
12/27/2021	18	5,200	S0252301	X
12/27/2021	60	5,125	S0252305	X
12/29/2021	18	5,200	50252314	X
12/29/2021	18	5,100	143913	X
12/29/2021	60	5,125	152300	X
12/29/2021	18	5,200	143914	X
12/29/2021	60	5,125	143912	X
12/30/2021	18	5,125	143929	X
12/30/2021	60	5,125	143930	X
12/30/2021	18	5,200	143932	X
12/30/2021	18	5,200	143933	X
12/30/2021	60	5,125	143931	X
12/31/2021	18	5,125	143936	X
12/31/2021	60	5,125	143938	X
12/31/2021	33	5,125	143940	X
12/31/2021	18	5,076	143937	X
12/31/2021	60	5,125	143939	X
1/1/2022	34	5,125	143944	X
1/1/2022	60	5,125	143942	X
1/1/2022	34	5,125	143945	X
1/1/2022	60	5,125	143943	X
1/2/2022	60	5,125	143948	X
1/2/2022	33	5,000	143946	X
1/2/2022	33	5,000	143947	X
1/2/2022	60	5,125	143949	X
1/3/2022	34	5,125	143960	X
1/3/2022	60	5,125	143963	X
1/3/2022	18	5,125	143964	X
1/3/2022	34	5,125	143959	X
1/3/2022	18	5,125	143961	X
1/3/2022	60	5,125	143962	X
1/4/2022	60	5,125	143976	X
1/4/2022	34	5,125	143974	X
1/4/2022	60	5,125	143977	X
1/4/2022	34	5,125	143978	X
1/4/2022	60	5,125	143975	X
1/4/2022	34	5,125	143973	X
1/5/2022	60	5,125	142784	X

Table 9
Summary of Liquids Removed by Covanta
(April 23, 2021 - May 31, 2022)

Colonial Pipeline Company
2020-L1-SR2448
Huntersville, North Carolina

Date	Truck No.	Gallons	Manifest No.	Manifest Previously Provided
1/5/2022	34	5,125	142781	X
1/5/2022	60	5,125	142783	X
1/5/2022	34	5,125	142782	X
1/5/2022	60	5,125	142780	X
1/5/2022	34	5,125	142779	X
1/6/2022	60	5,125	142794	X
1/6/2022	34	5,125	142793	X
1/6/2022	60	5,125	142792	X
1/6/2022	34	5,125	142795	X
1/6/2022	60	5,125	142791	X
1/6/2022	34	5,125	142790	X
1/7/2022	18	5,125	142806	X
1/7/2022	60	5,125	142809	X
1/7/2022	33	5,124	142805	X
1/7/2022	60	5,125	143941	X
1/7/2022	18	5,076	142808	X
1/8/2022	33	5,000	142766	X
1/8/2022	34	5,125	142767	X
1/8/2022	33	5,000	142764	X
1/8/2022	34	5,125	142765	X
1/9/2022	18	5,076	142763	X
1/9/2022	33	5,124	142761	X
1/9/2022	18	5,125	142760	X
1/9/2022	33	5,124	142762	X
1/10/2022	60	5,125	142776	X
1/10/2022	34	5,125	142843	X
1/10/2022	60	5,125	142844	X
1/10/2022	34	5,125	142845	X
1/10/2022	34	5,125	142754	X
1/10/2022	60	5,125	142753	X
1/11/2022	60	5,125	142820	X
1/11/2022	34	5,125	142817	X
1/11/2022	60	5,125	142819	X
1/11/2022	34	5,125	142818	X
1/11/2022	60	5,125	142816	X
1/11/2022	34	5,125	142815	X
1/12/2022	60	5,125	142829	X
1/12/2022	33	5,125	142828	X

Table 9
Summary of Liquids Removed by Covanta
(April 23, 2021 - May 31, 2022)

Colonial Pipeline Company
2020-L1-SR2448
Huntersville, North Carolina

Date	Truck No.	Gallons	Manifest No.	Manifest Previously Provided
1/12/2022	60	5,125	142825	X
1/12/2022	33	5,125	142826	X
1/12/2022	60	5,125	142827	X
1/12/2022	33	5,125	142830	X
1/13/2022	60	5,125	142855	X
1/13/2022	36	5,125	142853	X
1/13/2022	60	5,125	142854	X
1/13/2022	34	5,125	142856	X
1/13/2022	60	5,125	142852	X
1/14/2022	60	5,125	142129	X
1/14/2022	34	5,125	142131	X
1/14/2022	60	5,215	142130	X
1/14/2022	34	5,125	142126	X
1/14/2022	60	5,125	142127	X
1/15/2022	33	5,125	142116	X
1/15/2022	60	3,500	142119	X
1/19/2022	18	5,000	142097	X
1/19/2022	18	5,076	142095	X
1/19/2022	18	5,000	142096	X
1/19/2022	18	5,000	142376	X
1/20/2022	34	5,125	142041	X
1/20/2022	34	3,603	142384	X
1/20/2022	33	5,125	142068	X
1/23/2022	33	5,125	142065	X
1/23/2022	34	5,000	142149	X
1/23/2022	18	4,800	142399	X
1/24/2022	33	5,125	142076	X
1/24/2022	34	5,125	142075	X
1/24/2022	34	5,125	142077	X
1/24/2022	34	5,125	142072	X
1/24/2022	33	5,125	142069	X
1/25/2022	33	5,125	142088	X
1/25/2022	34	5,125	142087	X
1/25/2022	33	5,125	142089	X
1/25/2022	34	5,125	142090	X
1/25/2022	33	5,125	142085	X
1/25/2022	34	5,125	142086	X
1/26/2022	34	5,125	142035	X

Table 9
Summary of Liquids Removed by Covanta
(April 23, 2021 - May 31, 2022)

Colonial Pipeline Company
2020-L1-SR2448
Huntersville, North Carolina

Date	Truck No.	Gallons	Manifest No.	Manifest Previously Provided
1/26/2022	60	5,125	142034	X
1/26/2022	60	5,125	142036	X
1/26/2022	34	5,125	142033	X
1/26/2022	60	5,125	142026	X
1/26/2022	34	5,125	142027	X
1/30/2022	34	5,124	142367	X
1/30/2022	60	4,650	142369	X
1/30/2022	34	5,124	142366	X
1/30/2022	60	5,125	142368	X
1/31/2022	60	5,125	142372	X
1/31/2022	60	5,125	141901	X
1/31/2022	34	5,125	142371	X
1/31/2022	34	5,125	142370	X
1/31/2022	34	5,125	142373	X
2/1/2022	34	5,125	141910	X
2/1/2022	60	5,125	141912	X
2/1/2022	34	5,125	141914	X
2/1/2022	60	5,125	141911	X
2/1/2022	34	5,125	141908	X
2/2/2022	60	5,125	142715	X
2/2/2022	34	5,125	141929	X
2/2/2022	34	5,125	142717	X
2/2/2022	60	5,125	142716	X
2/3/2022	60	5,125	142734	X
2/3/2022	34	5,125	141913	X
2/3/2022	60	5,125	142732	X
2/3/2022	34	5,125	142733	X
2/3/2022	34	5,125	142718	X
2/4/2022	60	5,125	142739	X
2/4/2022	34	5,125	142741	X
2/4/2022	60	5,125	142738	X
2/4/2022	34	5,125	142737	X
2/4/2022	34	5,125	142742	X
2/4/2022	60	5,125	142740	X
2/5/2022	60	4,800	141935	X
2/5/2022	33	5,125	141934	X
2/5/2022	60	4,800	141936	X
2/5/2022	33	5,125	141930	X

Table 9
Summary of Liquids Removed by Covanta
(April 23, 2021 - May 31, 2022)

Colonial Pipeline Company
2020-L1-SR2448
Huntersville, North Carolina

Date	Truck No.	Gallons	Manifest No.	Manifest Previously Provided
2/6/2022	34	5,124	142259	X
2/6/2022	34	5,124	141940	X
2/6/2022	60	5,000	141938	X
2/6/2022	60	5,125	142257	X
2/7/2022	34	5,125	142265	X
2/7/2022	60	5,125	142264	X
2/7/2022	60	5,125	142267	X
2/7/2022	34	5,125	142269	X
2/7/2022	34	5,125	142266	X
2/7/2022	60	5,125	142262	X
2/8/2022	60	5,125	142256	X
2/8/2022	34	5,125	141941	X
2/8/2022	60	5,125	142216	X
2/8/2022	34	5,125	142217	X
2/8/2022	60	5,125	142232	X
2/9/2022	34	5,125	142239	X
2/9/2022	60	5,125	142240	X
2/9/2022	34	5,125	142241	X
2/9/2022	60	5,125	142238	X
2/9/2022	60	5,125	142374	X
2/10/2022	34	5,125	143560	X
2/10/2022	60	5,125	142237	X
2/10/2022	34	5,097	142242	X
2/11/2022	34	5,125	142331	X
2/11/2022	33	5,125	142252	X
2/11/2022	34	5,125	142255	X
2/11/2022	33	5,125	141951	X
2/12/2022	60	5,125	141932	X
2/12/2022	18	5,125	142246	X
2/12/2022	60	5,125	142247	X
2/12/2022	18	5,076	141937	X
2/13/2022	33	5,125	141939	X
2/13/2022	60	5,125	142258	X
2/13/2022	34	5,124	142248	X
2/13/2022	33	5,125	142249	X
2/14/2022	34	5,125	143547	X
2/14/2022	60	5,125	141943	X
2/14/2022	60	5,125	142254	X

Table 9
Summary of Liquids Removed by Covanta
(April 23, 2021 - May 31, 2022)

Colonial Pipeline Company
2020-L1-SR2448
Huntersville, North Carolina

Date	Truck No.	Gallons	Manifest No.	Manifest Previously Provided
2/14/2022	34	5,125	143707	X
2/14/2022	60	5,125	143545	X
2/14/2022	34	5,125	143546	X
2/15/2022	34	5,125	142159	X
2/15/2022	60	5,125	142701	X
2/15/2022	34	5,125	142703	X
2/16/2022	34	5,125	142678	X
2/16/2022	60	5,125	142681	X
2/16/2022	34	5,125	142687	X
2/16/2022	60	5,125	142684	X
2/17/2022	34	5,125	142709	X
2/17/2022	34	5,125	142680	X
2/17/2022	60	5,125	143540	X
2/17/2022	34	5,125	143539	X
2/17/2022	60	5,125	142710	X
2/18/2022	34	5,125	142655	X
2/18/2022	60	5,125	143538	X
2/18/2022	34	5,125	142653	X
2/18/2022	60	5,125	142654	X
2/18/2022	34	5,125	142656	X
2/18/2022	60	5,125	142650	X
2/19/2022	34	5,125	142645	X
2/19/2022	33	5,000	142647	X
2/19/2022	34	5,125	142646	X
2/19/2022	33	5,000	142648	X
2/20/2022	60	5,125	142642	X
2/20/2022	18	5,125	142644	X
2/20/2022	33	4,500	142643	X
2/20/2022	60	5,125	142641	X
2/20/2022	18	5,125	142583	X
2/20/2022	33	5,000	142580	X
2/21/2022	60	5,125	142623	X
2/21/2022	34	5,125	142624	X
2/21/2022	34	5,125	142625	X
2/21/2022	60	5,125	142575	X
2/21/2022	60	5,125	142635	X
2/21/2022	34	5,125	142634	X
2/22/2022	60	5,003	142588	X

Table 9
Summary of Liquids Removed by Covanta
(April 23, 2021 - May 31, 2022)

Colonial Pipeline Company
2020-L1-SR2448
Huntersville, North Carolina

Date	Truck No.	Gallons	Manifest No.	Manifest Previously Provided
2/22/2022	34	5,125	142591	X
2/22/2022	34	5,125	142585	X
2/22/2022	60	5,125	142589	X
2/22/2022	34	5,125	142587	X
2/23/2022	60	5,125	142605	X
2/23/2022	34	5,125	142601	X
2/23/2022	60	5,125	142603	X
2/23/2022	34	5,125	142602	X
2/23/2022	60	4,200	142600	X
2/25/2022	34	5,125	143700	X
2/25/2022	34	5,125	142604	X
2/25/2022	34	5,125	143702	X
2/26/2022	60	5,125	143686	X
2/26/2022	33	5,125	143685	X
2/26/2022	34	5,125	143684	X
2/26/2022	33	5,125	143683	X
2/26/2022	60	5,125	143682	X
2/26/2022	34	5,125	143681	X
2/27/2022	34	5,125	143675	X
2/27/2022	60	5,125	143677	X
2/27/2022	34	5,125	143676	X
2/27/2022	60	5,125	143680	X
2/28/2022	60	5,002	143666	X
2/28/2022	34	5,051	143664	X
2/28/2022	34	5,125	143665	X
2/28/2022	60	5,000	143669	X
2/28/2022	34	5,000	143668	X
3/1/2022	60	5,001	143654	X
3/1/2022	34	5,003	143655	X
3/1/2022	34	5,051	143657	X
3/1/2022	60	5,050	143660	X
3/1/2022	34	5,050	143659	X
3/1/2022	60	5,051	143656	X
3/2/2022	34	5,051	143643	X
3/2/2022	60	5,051	143679	X
3/2/2022	34	5,051	143678	X
3/2/2022	34	5,001	143667	X
3/2/2022	60	5,051	143642	X

Table 9
Summary of Liquids Removed by Covanta
(April 23, 2021 - May 31, 2022)

Colonial Pipeline Company
2020-L1-SR2448
Huntersville, North Carolina

Date	Truck No.	Gallons	Manifest No.	Manifest Previously Provided
3/3/2022	34	5,049	143613	X
3/3/2022	33	5,049	143615	X
3/3/2022	34	5,052	143616	X
3/3/2022	33	5,052	143614	X
3/4/2022	33	5,051	143611	X
3/4/2022	34	5,051	143610	X
3/4/2022	33	5,052	143608	X
3/4/2022	34	5,000	143640	X
3/4/2022	33	5,053	143696	X
3/5/2022	34	5,051	143594	X
3/5/2022	18	5,051	143592	X
3/5/2022	18	5,077	143589	X
3/5/2022	34	4,806	143591	X
3/6/2022	33	5,051	143629	X
3/6/2022	60	5,050	143628	X
3/6/2022	33	5,050	143626	X
3/6/2022	34	5,060	143627	X
3/7/2022	60	5,051	143703	X
3/7/2022	18	5,050	143662	X
3/7/2022	60	5,050	143661	X
3/7/2022	18	5,052	143663	X
3/8/2022	18	5,078	143609	X
3/8/2022	60	5,050	143888	X
3/8/2022	18	5,052	143891	X
3/8/2022	60	5,050	143889	X
3/8/2022	18	5,051	143892	X
3/8/2022	60	5,051	143890	X
3/9/2022	60	4,961	143885	X
3/9/2022	18	5,076	143593	X
3/9/2022	18	4,903	143884	X
3/9/2022	60	5,002	143584	X
3/9/2022	18	5,074	143631	X
3/10/2022	33	5,050	143701	X
3/10/2022	60	5,052	143697	X
3/10/2022	33	5,051	143877	X
3/10/2022	60	5,050	143876	X
3/10/2022	33	5,052	143875	X
3/10/2022	60	5,051	143874	X

Table 9
Summary of Liquids Removed by Covanta
(April 23, 2021 - May 31, 2022)

Colonial Pipeline Company
2020-L1-SR2448
Huntersville, North Carolina

Date	Truck No.	Gallons	Manifest No.	Manifest Previously Provided
3/11/2022	18	5,052	143855	X
3/11/2022	34	5,052	143857	X
3/11/2022	18	5,052	143580	X
3/11/2022	34	5,050	143579	X
3/11/2022	18	5,051	143578	X
3/12/2022	18	5,076	143574	X
3/12/2022	60	5,051	143573	X
3/12/2022	60	5,053	143575	X
3/12/2022	18	5,052	143576	X
3/15/2022	34	5,005	143572	X
3/15/2022	34	5,052	143819	X
3/15/2022	60	5,052	143822	X
3/15/2022	34	5,050	143821	X
3/15/2022	60	5,053	143571	X
3/16/2022	18	5,078	143850	X
3/16/2022	33	5,052	143853	X
3/16/2022	34	5,052	143849	X
3/16/2022	33	5,051	143848	X
3/16/2022	34	5,051	143854	X
3/17/2022	60	4,992	143802	X
3/17/2022	34	5,052	143803	X
3/17/2022	34	5,051	143801	X
3/17/2022	60	5,052	143796	X
3/17/2022	34	5,051	143797	X
3/18/2022	33	5,051	143789	X
3/18/2022	34	4,154	143788	X
3/18/2022	33	5,053	143790	X
3/18/2022	34	5,052	143800	X
3/18/2022	33	5,052	143792	X
3/18/2022	34	5,052	143791	X
3/19/2022	60	5,051	143561	X
3/19/2022	18	5,076	143532	X
3/19/2022	60	5,052	143564	X
3/19/2022	18	5,052	143562	X
3/20/2022	60	5,051	144391	X
3/20/2022	34	5,054	144392	X
3/20/2022	60	5,050	143533	X
3/20/2022	34	5,051	144389	X

Table 9
Summary of Liquids Removed by Covanta
(April 23, 2021 - May 31, 2022)

Colonial Pipeline Company
2020-L1-SR2448
Huntersville, North Carolina

Date	Truck No.	Gallons	Manifest No.	Manifest Previously Provided
3/21/2022	33	5,052	144394	X
3/21/2022	34	5,053	144395	X
3/21/2022	33	5,052	144398	X
3/21/2022	34	5,053	144397	X
3/21/2022	33	5,053	144396	X
3/22/2022	60	5,052	144370	X
3/22/2022	18	5,052	144373	X
3/22/2022	60	5,003	144374	X
3/22/2022	18	5,002	144372	X
3/22/2022	60	5,051	144368	X
3/23/2022	33	5,053	143531	X
3/23/2022	34	5,053	144390	X
3/23/2022	33	4,266	143534	X
3/23/2022	34	5,052	143563	X
3/24/2022	18	5,076	144348	X
3/24/2022	60	5,052	144347	X
3/24/2022	18	4,513	144345	X
3/24/2022	60	5,052	144344	X
3/25/2022	60	4,209	144335	X
3/25/2022	60	5,053	144349	X
3/25/2022	33	5,033	144332	X
3/25/2022	33	5,051	144334	X
3/25/2022	60	5,051	144336	X
3/26/2022	60	5,052	144324	X
3/26/2022	33	5,053	144325	X
3/26/2022	60	5,053	144323	X
3/27/2022	34	5,054	144328	X
3/27/2022	33	5,052	144326	X
3/27/2022	34	5,052	144327	X
3/27/2022	33	5,051	144298	X
3/28/2022	33	5,051	144320	X
3/28/2022	60	5,051	144315	X
3/28/2022	60	5,057	144319	X
3/28/2022	33	5,051	144314	X
3/28/2022	60	5,050	144317	X
3/31/2022	34	5,052	144250	X
3/31/2022	34	5,052	144255	X
3/31/2022	34	5,052	144253	X

Table 9
Summary of Liquids Removed by Covanta
(April 23, 2021 - May 31, 2022)

Colonial Pipeline Company
2020-L1-SR2448
Huntersville, North Carolina

Date	Truck No.	Gallons	Manifest No.	Manifest Previously Provided
4/2/2022	60	5,051	144139	X
4/2/2022	33	5,051	144159	X
4/3/2022	60	5,053	144105	X
4/3/2022	18	5,052	144106	X
4/3/2022	60	5,051	144104	X
4/3/2022	18	5,052	144123	X
4/3/2022	18	5,053	144161	X
4/3/2022	60	5,052	144122	X
4/4/2022	34	5,051	144112	X
4/4/2022	18	5,052	144260	X
4/4/2022	34	5,016	144113	X
4/4/2022	18	5,051	144114	X
4/4/2022	34	5,051	144252	X
4/5/2022	18	3,102	144117	X
4/5/2022	34	5,026	144120	X
4/5/2022	18	5,051	144125	X
4/5/2022	34	5,050	144124	X
4/6/2022	34	5,004	144111	X
4/6/2022	18	5,003	144118	X
4/6/2022	34	5,050	144081	X
4/6/2022	18	5,052	144082	X
4/7/2022	18	5,076	144137	X
4/8/2022	34	5,053	144417	X
4/8/2022	34	5,051	144416	X
4/8/2022	34	5,058	144415	X
4/9/2022	33	5,050	144438	X
4/9/2022	34	5,051	144440	X
4/9/2022	33	5,052	144439	X
4/9/2022	34	5,052	144437	X
4/9/2022	33	5,053	144436	X
4/10/2022	18	5,052	144444	X
4/10/2022	18	5,051	144443	X
4/10/2022	36	5,050	144441	X
4/11/2022	34	4,699	144422	X
4/11/2022	18	5,050	144421	X
4/11/2022	34	4,843	144424	X
4/11/2022	18	5,052	144425	X
4/11/2022	34	5,049	144423	X

Table 9
Summary of Liquids Removed by Covanta
(April 23, 2021 - May 31, 2022)

Colonial Pipeline Company
2020-L1-SR2448
Huntersville, North Carolina

Date	Truck No.	Gallons	Manifest No.	Manifest Previously Provided
4/12/2022	33	4,993	144449	X
4/12/2022	18	5,154	144450	X
4/12/2022	33	5,053	144452	X
4/12/2022	18	5,051	144454	X
4/13/2022	18	5,086	144475	X
4/13/2022	18	5,050	144472	X
4/13/2022	18	5,051	144471	X
4/14/2022	18	5,002	144490	X
4/14/2022	33	5,052	144487	X
4/14/2022	18	5,052	144489	X
4/15/2022	33	5,052	144555	X
4/15/2022	33	5,052	144552	X
4/15/2022	18	5,052	144553	X
4/15/2022	33	5,051	144554	X
4/15/2022	18	4,801	144556	X
4/16/2022	18	4,628	144566	X
4/16/2022	60	5,052	144563	X
4/16/2022	18	5,052	144572	X
4/17/2022	60	5,052	144569	X
4/17/2022	60	5,051	144570	X
4/17/2022	18	5,052	144573	X
4/17/2022	18	5,052	144574	X
4/17/2022	60	5,051	144571	X
4/18/2022	33	5,052	144578	X
4/18/2022	18	4,701	144576	X
4/18/2022	33	5,051	144577	X
4/18/2022	18	5,052	144579	X
4/19/2022	33	5,051	144500	X
4/19/2022	18	5,032	144503	X
4/19/2022	33	5,060	144501	X
4/19/2022	18	5,051	144504	X
4/20/2022	18	4,803	144639	X
4/20/2022	33	5,053	144638	X
4/20/2022	18	5,051	144655	X
4/21/2022	33	5,052	144568	X
4/21/2022	18	5,052	144567	X
4/21/2022	18	5,051	144641	X
4/21/2022	33	5,003	144502	X

Table 9
Summary of Liquids Removed by Covanta
(April 23, 2021 - May 31, 2022)

Colonial Pipeline Company
2020-L1-SR2448
Huntersville, North Carolina

Date	Truck No.	Gallons	Manifest No.	Manifest Previously Provided
4/21/2022	18	5,052	144656	X
4/22/2022	33	5,051	144565	X
4/22/2022	60	5,053	144680	X
4/22/2022	33	5,051	144677	X
4/22/2022	60	5,052	144681	X
4/23/2022	60	5,002	144740	X
4/23/2022	33	5,051	144742	X
4/23/2022	60	5,051	144741	X
4/23/2022	33	5,052	144743	X
4/24/2022	18	5,050	144748	X
4/24/2022	60	5,050	144750	X
4/24/2022	18	5,053	144749	X
4/25/2022	18	5,050	144739	X
4/25/2022	60	5,052	144735	X
4/25/2022	18	5,052	144746	X
4/25/2022	60	5,050	144737	X
4/25/2022	18	5,051	144747	X
4/26/2022	60	5,052	144686	X
4/26/2022	60	5,075	144692	X
4/26/2022	60	5,050	144745	X
4/26/2022	18	5,052	144688	X
4/27/2022	18	5,050	145442	X
4/27/2022	60	5,051	145441	X
4/27/2022	60	4,277	145440	X
4/29/2022	60	5,052	145406	X
4/29/2022	60	5,051	145407	X
4/29/2022	60	5,050	145408	X
4/30/2022	17	5,051	145625	X
4/30/2022	60	5,052	145626	X
4/30/2022	28	5,053	145624	
4/30/2022	60	5,051	144898	X
5/1/2022	34	4,928	144387	
5/1/2022	18	4,975	144388	
5/1/2022	60	5,051	144459	
5/1/2022	18	5,051	144897	
5/1/2022	34	5,051	144900	
5/2/2022	60	5,049	145420	
5/2/2022	18	5,049	145416	

Table 9
Summary of Liquids Removed by Covanta
(April 23, 2021 - May 31, 2022)

Colonial Pipeline Company
2020-L1-SR2448
Huntersville, North Carolina

Date	Truck No.	Gallons	Manifest No.	Manifest Previously Provided
5/2/2022	60	5,051	145409	
5/3/2022	34	5,053	145642	
5/3/2022	60	5,052	145643	
5/3/2022	60	4,802	145646	
5/4/2022	60	5,051	145640	
5/4/2022	60	5,052	145593	
5/4/2022	60	4,833	145641	
5/5/2022	34	5,053	145601	
5/5/2022	60	5,050	145614	
5/5/2022	33	5,053	145612	
5/5/2022	60	5,054	145611	
5/6/2022	34	5,051	145615	
5/6/2022	34	5,050	145623	
5/6/2022	34	5,052	145622	
5/7/2022	34	5,052	145538	
5/7/2022	34	5,051	145539	
5/7/2022	-	5,051	145540	
5/8/2022	60	5,050	145530	
5/8/2022	33	5,050	145532	
5/8/2022	60	5,053	145533	
5/8/2022	38	5,050	145526	
5/9/2022	18	5,053	145592	
5/9/2022	18	5,051	145527	
5/9/2022	38	5,051	145529	
5/9/2022	18	5,052	145635	
5/10/2022	38	5,031	145545	
5/10/2022	18	4,792	145544	
5/10/2022	38	5,050	145551	
5/10/2022	18	5,052	145531	
5/11/2022	38	5,052	145693	
5/11/2022	18	5,051	145694	
5/11/2022	38	5,052	145692	
5/11/2022	60	5,051	145704	
5/12/2022	18	5,051	145710	
5/12/2022	38	5,000	145700	
5/12/2022	18	5,052	145701	
5/13/2022	34	5,051	145697	
5/13/2022	32	5,050	145695	

Table 9
Summary of Liquids Removed by Covanta
(April 23, 2021 - May 31, 2022)

Colonial Pipeline Company
2020-L1-SR2448
Huntersville, North Carolina

Date	Truck No.	Gallons	Manifest No.	Manifest Previously Provided
5/13/2022	34	5,055	145696	
5/13/2022	33	5,052	145711	
5/14/2022	34	5,052	145747	
5/14/2022	33	5,021	145750	
5/14/2022	34	5,052	145752	
5/14/2022	33	5,051	145749	
5/15/2022	18	5,051	145736	
5/15/2022	18	5,052	145716	
5/15/2022	18	5,005	145733	
5/16/2022	38	5,012	145740	
5/16/2022	18	5,053	145741	
5/16/2022	60	5,052	145742	
5/17/2022	18	4,841	145788	
5/17/2022	60	4,721	145789	
5/17/2022	18	5,053	145751	
5/18/2022	60	5,053	145743	
5/18/2022	60	5,051	145737	
5/19/2022	18	5,053	145774	
5/19/2022	34	5,056	145776	
5/19/2022	18	4,951	145773	
5/19/2022	34	5,053	145744	
5/19/2022	18	5,053	145775	
5/20/2022	60	5,052	145760	
5/20/2022	60	5,053	145761	
5/20/2022	60	5,053	145768	
5/20/2022	34	5,057	145735	
5/20/2022	60	5,033	145762	
5/20/2022	34	5,052	145734	
5/21/2022	34	4,623	145757	
5/21/2022	18	5,050	145756	
5/21/2022	34	5,052	145754	
5/22/2022	18	5,053	145848	
5/22/2022	34	4,987	145627	
5/22/2022	60	5,050	145631	
5/22/2022	18	5,052	145562	
5/23/2022	18	5,050	145855	
5/23/2022	60	5,052	145856	
5/23/2022	18	5,050	145857	

Table 9
Summary of Liquids Removed by Covanta
(April 23, 2021 - May 31, 2022)

Colonial Pipeline Company
2020-L1-SR2448
Huntersville, North Carolina

Date	Truck No.	Gallons	Manifest No.	Manifest Previously Provided
5/23/2022	60	4,783	145860	
5/24/2022	60	5,052	145866	
5/24/2022	60	5,051	145561	
5/24/2022	60	5,052	145755	
5/26/2022	60	5,056	144817	
5/26/2022	60	5,051	144821	
5/27/2022	18	5,052	144820	
5/27/2022	18	5,051	145563	
5/27/2022	18	5,053	145867	
5/28/2022	60	5,050	145858	
5/28/2022	60	5,053	144846	
5/28/2022	33	5,052	144845	
5/28/2022	33	5,052	145859	
5/29/2022	18	5,053	144851	
5/29/2022	60	5,032	144850	
5/29/2022	18	5,051	144848	
5/29/2022	60	5,053	144847	
5/30/2022	60	5,050	144825	
5/30/2022	18	5,052	144856	
5/30/2022	60	5,050	144824	
5/30/2022	18	5,051	144855	
5/31/2022	18	5,051	144865	
5/31/2022	60	5,053	144863	
5/31/2022	60	5,051	144862	
5/31/2022	18	5,052	144866	
5/31/2022	60	5,052	144864	
Total		**8,216,991**		

COVANTA
Environmental Solutions

SO278655

Corporate Office
5300 N 33rd St. - Milwaukee, WI 53209
Phone: 800-842-9792 Fax: 414-461-3812

BILL OF LADING

1. Shipper ID Number	2. Page 1 of	3. Emergency Response Phone	4. Tracking Number
NCVSQG		(800) 814-1204	CES 145624

SHIPPER

5. Shipper's Name and Mailing Address
Colonial Pipeline Company
14108 Huntersville-Concord Road
Huntersvile North Carolina 28078
Shipper's Phone:

Shipper's Site Address (if different than mailing address)
Colonial Pipeline Company
14108 Huntersville-Concord Road
Huntersvile North Carolina 28078

6. Transporter 1 Company Name: Covanta Environmental Solutions — U.S. EPA ID Number: PAR000043026

7. Transporter 2 Company Name — U.S. EPA ID Number:

8. Consignee Name and Site Address
Covanta Environmental Solutions LLC
2503 Fayetteville Street
Asheboro NC 27203 (336) 683-0911
Facility's Phone:

U.S. EPA ID Number: NCR000135384

HM	9. Shipping Name and Description	10. Containers No.	10. Containers Type	11. Total Quantity	12. Unit Wt./Vol.	
	1. Non-RCRA, Non-DOT Regulated Material	1	TT	5053G		PLACARD? YES ☐ NO ☐ None
	2.					PLACARD? YES ☐ NO ☐
	3.					PLACARD? YES ☐ NO ☐
	4.					PLACARD? YES ☐ NO ☐

13. Special Handling Instructions and Additional Information
1 5005955 Petroleum Contact Water CWT: N/A PO#:

-2B-

Trailer # RD28 TA34
Emergency Response Guide On-b
Site arrival time 8:30
Site departure time 9:30
www.covanta.com

14. SHIPPER'S CERTIFICATION: I certify the materials are accurately described.

Shipper's/Offeror's Printed/Typed Name: Edward Fagnant — Signature: Edward Fagnant — Month 4 Day 30 Year 22

INT'L

15. International Shipments ☐ Import to U.S. ☐ Export from U.S. Port of entry/exit:
Transporter Signature (for exports only): Date leaving U.S.:

TRANSPORTER

16. Transporter Acknowledgment of Receipt of Materials

Transporter 1 Printed/Typed Name: Tim Klaus — Signature: Tim Klaus — Month 4 Day 30 Year 22

Transporter 2 Printed/Typed Name — Signature — Month Day Year

DESIGNATED CONSIGNEE

17. Discrepancy

17a. Discrepancy Indication Space ☐ Quantity ☐ Type ☐ Residue ☐ Partial Rejection ☐ Full Rejection

Bill of Lading Reference Number:

17b. Alternate Consignee (or Shipper) — U.S. EPA ID Number
Facility's Phone:

17c. Signature of Alternate Consignee (or Shipper) — Month Day Year

18. Designated Receiving Facility Owner or Operator: Certification of receipt of materials covered by the bill of lading except as noted in Item 17a

Printed/Typed Name: Kaline Davis — Signature — Month 4 Day 30 Year 22

COVANTA
Environmental Solutions

SO280444

Corporate Office
5300 N 33rd St. - Milwaukee, WI 53209
Phone: 800-842-9792 Fax: 414-461-3812

BILL OF LADING

1. Shipper ID Number	2. Page 1 of	3. Emergency Response Phone	4. Tracking Number
NCVSQG	1	(800) 814-1204	CES 144387

SHIPPER

5. Shipper's Name and Mailing Address
Colonial Pipeline Company
14108 Huntersville-Concord Road
Huntersvile North Carolina 28078
Shipper's Phone:

Shipper's Site Address (if different than mailing address)
Colonial Pipeline Company
14108 Huntersville-Concord Road
Huntersvile North Carolina 28078

6. Transporter 1 Company Name: Covanta Environmental Solutions
U.S. EPA ID Number: PAR000043026

7. Transporter 2 Company Name:
U.S. EPA ID Number:

8. Consignee Name and Site Address
Covanta Environmental Solutions LLC
2503 Fayetteville Street
Asheboro NC 27203 (336) 683-0911
Facility's Phone:

U.S. EPA ID Number: NCR000135384

HM	9. Shipping Name and Description	10. Containers No.	10. Containers Type	11. Total Quantity	12. Unit Wt./Vol.	
	1. Non-RCRA, Non-DOT Regulated Material 3-A	1	TT	4928G		PLACARD? YES ☐ NO ☐ None
	2.					PLACARD? YES ☐ NO ☐
	3.					PLACARD? YES ☐ NO ☐
	4.					PLACARD? YES ☐ NO ☐

13. Special Handling Instructions and Additional Information
1 5005955 Petroleum Contact Water CWT: N/A PO#:

R036
Trailer # TR34
Emergency Response Guide On-b
Site arrival time 1110
Site departure time 1150
www.covanta.com

14. SHIPPER'S CERTIFICATION: I certify the materials are accurately described.

Shipper's/Offeror's Printed/Typed Name	Signature	Month	Day	Year
Curtis Grant P.E. As Agent For Adam Harris	Curtis Grant	5	1	22

INT'L

15. International Shipments ☐ Import to U.S. ☐ Export from U.S. Port of entry/exit:
Transporter Signature (for exports only): Date leaving U.S.:

TRANSPORTER

16. Transporter Acknowledgment of Receipt of Materials

Transporter 1 Printed/Typed Name	Signature	Month	Day	Year
Corby Tucker		5	1	22
Transporter 2 Printed/Typed Name	Signature	Month	Day	Year

DESIGNATED CONSIGNEE

17. Discrepancy

17a. Discrepancy Indication Space ☐ Quantity ☐ Type ☐ Residue ☐ Partial Rejection ☐ Full Rejection

Bill of Lading Reference Number:

17b. Alternate Consignee (or Shipper)
U.S. EPA ID Number
Facility's Phone:

17c. Signature of Alternate Consignee (or Shipper) Month Day Year

18. Designated Receiving Facility Owner or Operator: Certification of receipt of materials covered by the bill of lading except as noted in Item 17a

Printed/Typed Name	Signature	Month	Day	Year
Kaline Davis		5	1	22

COVANTA
Environmental Solutions

RD-40
TR-18

SO280447

Corporate Office
5300 N 33rd St. - Milwaukee, WI 53209
Phone: 800-842-9792 Fax: 414-461-3812

BILL OF LADING

1. Shipper ID Number	2. Page 1 of	3. Emergency Response Phone	4. Tracking Number
NCVSQG		(800) 814-1204	CES 144388

SHIPPER

5. Shipper's Name and Mailing Address
Colonial Pipeline Company
14108 Huntersville-Concord Road
Huntersvile North Carolina 28078
Shipper's Phone:

Shipper's Site Address (if different than mailing address)
Colonial Pipeline Company
14108 Huntersville-Concord Road
Huntersvile North Carolina 28078

6. Transporter 1 Company Name: Covanta Environmental Solutions
U.S. EPA ID Number: PAR000043026

7. Transporter 2 Company Name:
U.S. EPA ID Number:

8. Consignee Name and Site Address
Covanta Environmental Solutions LLC
2503 Fayetteville Street
Asheboro NC 27203 (336) 683-0911
Facility's Phone:
U.S. EPA ID Number: NCR000135384

HM	9. Shipping Name and Description	10. Containers No.	10. Containers Type	11. Total Quantity	12. Unit Wt./Vol.	
	1. Non-RCRA, Non-DOT Regulated Material	1	TT	4975	G	PLACARD? YES ☐ NO ☐ None
	2.					PLACARD? YES ☐ NO ☐
	3.					PLACARD? YES ☐ NO ☐
	4.					PLACARD? YES ☐ NO ☐

13. Special Handling Instructions and Additional Information
1 5005955 Petroleum Contact Water CWT: N/A PO#:

Trailer # TR-18
Emergency Response Guide
Site arrival time 10:20 AM
Site departure time 11:00 AM
www.covanta.com

14. SHIPPER'S CERTIFICATION: I certify the materials are accurately described.

Shipper's/Offeror's Printed/Typed Name	Signature	Month	Day	Year
Curtis Gunter AS Agent For Adam Harris	Curtis Gunter	5	1	22

INT'L

15. International Shipments ☐ Import to U.S. ☐ Export from U.S. Port of entry/exit:
Transporter Signature (for exports only): Date leaving U.S.:

TRANSPORTER

16. Transporter Acknowledgment of Receipt of Materials

Transporter 1 Printed/Typed Name	Signature	Month	Day	Year
Bill Johnston	Bill Johnston	5	1	22
Transporter 2 Printed/Typed Name	Signature	Month	Day	Year

DESIGNATED CONSIGNEE

17. Discrepancy
17a. Discrepancy Indication Space ☐ Quantity ☐ Type ☐ Residue ☐ Partial Rejection ☐ Full Rejection
Bill of Lading Reference Number:

17b. Alternate Consignee (or Shipper)
U.S. EPA ID Number
Facility's Phone:

17c. Signature of Alternate Consignee (or Shipper) | Month | Day | Year

18. Designated Receiving Facility Owner or Operator: Certification of receipt of materials covered by the bill of lading except as noted in Item 17a

Printed/Typed Name	Signature	Month	Day	Year
Kaline Davis		5	1	22

COVANTA
Environmental Solutions

TIC# 38

SO280441

Corporate Office
5300 N 33rd St. - Milwaukee, WI 53209
Phone: 800-842-9792 Fax: 414-461-3812

BILL OF LADING

1. Shipper ID Number	2. Page 1 of	3. Emergency Response Phone	4. Tracking Number
NCVSQG		(800) 814-1204	CES 144459

SHIPPER

5. Shipper's Name and Mailing Address
Colonial Pipeline Company
14108 Huntersville-Concord Road
Huntersvile North Carolina 28078
Shipper's Phone:

Shipper's Site Address (if different than mailing address)
Colonial Pipeline Company
14108 Huntersville-Concord Road
Huntersvile North Carolina 28078

6. Transporter 1 Company Name: Covanta Environmental Solutions
U.S. EPA ID Number: PAR000043026

7. Transporter 2 Company Name:
U.S. EPA ID Number:

8. Consignee Name and Site Address
Covanta Environmental Solutions LLC
2503 Fayetteville Street
Asheboro NC 27203 (336) 683-0911
Facility's Phone:
U.S. EPA ID Number: NCR000135384

HM	9. Shipping Name and Description	10. Containers No.	10. Containers Type	11. Total Quantity	12. Unit Wt./Vol.	
	1. Non-RCRA, Non-DOT Regulated Material	1	TT	5051	G	PLACARD? YES ☐ NO ☐ None
	2.					PLACARD? YES ☐ NO ☐
	3.					PLACARD? YES ☐ NO ☐
	4.					PLACARD? YES ☐ NO ☐

13. Special Handling Instructions and Additional Information
1 5005955 Petroleum Contact Water CWT: N/A PO#:

Trailer # 600
Emergency Response Guide
Site arrival time 9:00
Site departure time 9:40
www.covanta.com

14. SHIPPER'S CERTIFICATION: I certify the materials are accurately described.
Shipper's/Offeror's Printed/Typed Name: Curtis Gunter AS Agent For Adam Harris
Signature: Curtis Gunter
Month 5 Day 1 Year 22

INT'L
15. International Shipments ☐ Import to U.S. ☐ Export from U.S. Port of entry/exit:
Transporter Signature (for exports only): Date leaving U.S.:

TRANSPORTER
16. Transporter Acknowledgment of Receipt of Materials
Transporter 1 Printed/Typed Name: Bobby Jarrett
Signature: Bobby Jarrett
Month 5 Day 1 Year 22
Transporter 2 Printed/Typed Name:
Signature:
Month Day Year

DESIGNATED CONSIGNEE
17. Discrepancy
17a. Discrepancy Indication Space ☐ Quantity ☐ Type ☐ Residue ☐ Partial Rejection ☐ Full Rejection
Bill of Lading Reference Number:
17b. Alternate Consignee (or Shipper)
U.S. EPA ID Number:
Facility's Phone:
17c. Signature of Alternate Consignee (or Shipper)
Month Day Year

18. Designated Receiving Facility Owner or Operator: Certification of receipt of materials covered by the bill of lading except as noted in Item 17a
Printed/Typed Name: Kaline Davis
Signature:
Month 5 Day 1 Year 22

COVANTA
Environmental Solutions

RD-40
SO280446 TR-18

Corporate Office
5300 N 33rd St. - Milwaukee, WI 53209
Phone: 800-842-9792 Fax: 414-461-3812

SHIPPER

BILL OF LADING	1. Shipper ID Number	2. Page 1 of	3. Emergency Response Phone	4. Tracking Number
	NCVSQG		(800) 814-1204	CES 144897

5. Shipper's Name and Mailing Address
Colonial Pipeline Company
14108 Huntersville-Concord Road
Huntersvile North Carolina 28078
Shipper's Phone:

Shipper's Site Address (if different than mailing address)
Colonial Pipeline Company
14108 Huntersville-Concord Road
Huntersvile North Carolina 28078

6. Transporter 1 Company Name: Covanta Environmental Solutions
U.S. EPA ID Number: PAR000043026

7. Transporter 2 Company Name:
U.S. EPA ID Number:

8. Consignee Name and Site Address
Covanta Environmental Solutions LLC
2503 Fayetteville Street
Asheboro NC 27203 (336) 683-0911
Facility's Phone:
U.S. EPA ID Number: NCR000135384

HM	9. Shipping Name and Description	10. Containers No.	10. Containers Type	11. Total Quantity	12. Unit Wt./Vol.	
	1. Non-RCRA, Non-DOT Regulated Material	1	TT	5051	G	PLACARD? None YES ☐ NO ☐
	2.					PLACARD? YES ☐ NO ☐
	3.					PLACARD? YES ☐ NO ☐
	4.					PLACARD? YES ☐ NO ☐

13. Special Handling Instructions and Additional Information

1 5005955 Petroleum Contact Water CWT: N/A PO#:

Trailer # TR-18
Emergency Response Guide On-b
Site arrival time 8:00 AM
Site departure time 8:30
www.covanta.com

14. SHIPPER'S CERTIFICATION: I certify the materials are accurately described.

Shipper's/Offeror's Printed/Typed Name: Curtis Gunter As Agent For Adam Harris
Signature: [signature]
Month 5 Day 1 Year 22

INT'L

15. International Shipments ☐ Import to U.S. ☐ Export from U.S. Port of entry/exit:
Transporter Signature (for exports only): Date leaving U.S.:

TRANSPORTER

16. Transporter Acknowledgment of Receipt of Materials

Transporter 1 Printed/Typed Name: Bill Johnston
Signature: Bill Johnston
Month 5 Day 1 Year 22

Transporter 2 Printed/Typed Name:
Signature:
Month Day Year

DESIGNATED CONSIGNEE

17. Discrepancy

17a. Discrepancy Indication Space ☐ Quantity ☐ Type ☐ Residue ☐ Partial Rejection ☐ Full Rejection

Bill of Lading Reference Number:

17b. Alternate Consignee (or Shipper)
U.S. EPA ID Number
Facility's Phone:

17c. Signature of Alternate Consignee (or Shipper)
Month Day Year

18. Designated Receiving Facility Owner or Operator: Certification of receipt of materials covered by the bill of lading except as noted in Item 17a

Printed/Typed Name: Kaline Davis
Signature: [signature]
Month 5 Day 1 Year 22

COVANTA
Environmental Solutions

SO280443

Corporate Office
5300 N 33rd St. - Milwaukee, WI 53209
Phone: 800-842-9792 Fax: 414-461-3812

BILL OF LADING

1. Shipper ID Number	2. Page 1 of	3. Emergency Response Phone	4. Tracking Number
NCVSQG	1	(800) 814-1204	CES 144900

SHIPPER

5. Shipper's Name and Mailing Address
Colonial Pipeline Company
14108 Huntersville-Concord Road
Huntersvile North Carolina 28078
Shipper's Phone:

Shipper's Site Address (if different than mailing address)
Colonial Pipeline Company
14108 Huntersville-Concord Road
Huntersvile North Carolina 28078

6. Transporter 1 Company Name: Covanta Environmental Solutions
U.S. EPA ID Number: PAR000043026

7. Transporter 2 Company Name:
U.S. EPA ID Number:

8. Consignee Name and Site Address
Covanta Environmental Solutions LLC
2503 Fayetteville Street
Asheboro NC 27203 (336) 683-0911
Facility's Phone:
U.S. EPA ID Number: NCR000135384

HM	9. Shipping Name and Description	10. Containers No.	10. Containers Type	11. Total Quantity	12. Unit Wt./Vol.	
	1. Non-RCRA, Non-DOT Regulated Material 1-A	1	TT	5051		PLACARD? YES ☐ NO ☐ None
	2.					PLACARD? YES ☐ NO ☐
	3.					PLACARD? YES ☐ NO ☐
	4.					PLACARD? YES ☐ NO ☐

13. Special Handling Instructions and Additional Information
1 5005955 Petroleum Contact Water CWT: N/A PO#:

RD36
Trailer # TR34
Emergency Response Guide On-b
Site arrival time 830
Site departure time 9:10
www.covanta.com

14. SHIPPER'S CERTIFICATION: I certify the materials are accurately described.

Shipper's/Offeror's Printed/Typed Name	Signature	Month	Day	Year
Curtis Gunter As Agent For Adam Harris	Curtis Gunter	5	1	22

INT'L

15. International Shipments ☐ Import to U.S. ☐ Export from U.S. Port of entry/exit:
Transporter Signature (for exports only): Date leaving U.S.:

TRANSPORTER

16. Transporter Acknowledgment of Receipt of Materials

Transporter 1 Printed/Typed Name	Signature	Month	Day	Year
Corby Tucker		5	1	22
Transporter 2 Printed/Typed Name	Signature	Month	Day	Year

DESIGNATED CONSIGNEE

17. Discrepancy

17a. Discrepancy Indication Space ☐ Quantity ☐ Type ☐ Residue ☐ Partial Rejection ☐ Full Rejection

Bill of Lading Reference Number:

17b. Alternate Consignee (or Shipper)
U.S. EPA ID Number
Facility's Phone:

17c. Signature of Alternate Consignee (or Shipper) | Month | Day | Year |

18. Designated Receiving Facility Owner or Operator: Certification of receipt of materials covered by the bill of lading except as noted in Item 17a

Printed/Typed Name	Signature	Month	Day	Year
Kaline Davis		5	1	22

COVANTA
Environmental Solutions

TK# 38

SO281175

Corporate Office
5300 N 33rd St. - Milwaukee, WI 53209
Phone: 800-842-9792 Fax: 414-461-3812

BILL OF LADING

1. Shipper ID Number	2. Page 1 of	3. Emergency Response Phone	4. Tracking Number
NCVSQG		(800) 814-1204	CES 145420

SHIPPER

5. Shipper's Name and Mailing Address
Colonial Pipeline Company
14108 Huntersville-Concord Road
Huntersvile North Carolina 28078
Shipper's Phone:

Shipper's Site Address (if different than mailing address)
Colonial Pipeline Company
14108 Huntersville-Concord Road
Huntersvile North Carolina 28078

6. Transporter 1 Company Name: Covanta Environmental Solutions
U.S. EPA ID Number: PAR000043026

7. Transporter 2 Company Name:
U.S. EPA ID Number:

8. Consignee Name and Site Address
Covanta Environmental Solutions LLC
2503 Fayetteville Street
Asheboro NC 27203 (336) 683-0911
Facility's Phone:
U.S. EPA ID Number: NCR000135384

HM	9. Shipping Name and Description	10. Containers No.	10. Containers Type	11. Total Quantity	12. Unit Wt./Vol.	
	1. Non-RCRA, Non-DOT Regulated Material	1	TT	5049	G	PLACARD? YES ☐ NO ☐ None
	2.					PLACARD? YES ☐ NO ☐
	3.					PLACARD? YES ☐ NO ☐
	4.					PLACARD? YES ☐ NO ☐

13. Special Handling Instructions and Additional Information
1 5005955 Petroleum Contact Water CWT: N/A PO#:

Trailer # 60
Emergency Response Guide On-b
Site arrival time 8:45
Site departure time 9:20
www.covanta.com

14. SHIPPER'S CERTIFICATION: I certify the materials are accurately described.
Shipper's/Offeror's Printed/Typed Name: EDWARD FAGNANT
Signature:
Month 5 Day 2 Year 22

INT'L

15. International Shipments ☐ Import to U.S. ☐ Export from U.S. Port of entry/exit:
Transporter Signature (for exports only): Date leaving U.S.:

TRANSPORTER

16. Transporter Acknowledgment of Receipt of Materials
Transporter 1 Printed/Typed Name: Bobby Jarrett
Signature:
Month 5 Day 2 Year 22
Transporter 2 Printed/Typed Name:
Signature:
Month Day Year

DESIGNATED CONSIGNEE

17. Discrepancy
17a. Discrepancy Indication Space ☐ Quantity ☐ Type ☐ Residue ☐ Partial Rejection ☐ Full Rejection
Bill of Lading Reference Number:
17b. Alternate Consignee (or Shipper)
U.S. EPA ID Number
Facility's Phone:
17c. Signature of Alternate Consignee (or Shipper)
Month Day Year

18. Designated Receiving Facility Owner or Operator: Certification of receipt of materials covered by the bill of lading except as noted in Item 17a
Printed/Typed Name: Kaline Davis
Signature:
Month 5 Day 2 Year 22

COVANTA
Environmental Solutions

RD-40
SO281181 TR-18

Corporate Office
5300 N 33rd St. - Milwaukee, WI 53209
Phone: 800-842-9792 Fax: 414-461-3812

SHIPPER

BILL OF LADING	1. Shipper ID Number	2. Page 1 of	3. Emergency Response Phone	4. Tracking Number
	NCVSQG		(800) 814-1204	CES 145416

5. Shipper's Name and Mailing Address
Colonial Pipeline Company
14108 Huntersville-Concord Road
Huntersvile North Carolina 28078
Shipper's Phone:

Shipper's Site Address (if different than mailing address)
Colonial Pipeline Company
14108 Huntersville-Concord Road
Huntersvile North Carolina 28078

6. Transporter 1 Company Name: Covanta Environmental Solutions — U.S. EPA ID Number: PAR000043026

7. Transporter 2 Company Name — U.S. EPA ID Number:

8. Consignee Name and Site Address
Covanta Environmental Solutions LLC
2503 Fayetteville Street
Asheboro NC 27203 (336) 683-0911
Facility's Phone:

U.S. EPA ID Number: NCR000135384

HM	9. Shipping Name and Description	10. Containers No.	10. Containers Type	11. Total Quantity	12. Unit Wt./Vol.	
	1. Non-RCRA, Non-DOT Regulated Material 1A 1249	1	TT	5049	G	PLACARD? YES ☐ NO ☐ None
	2. 3B 3800					PLACARD? YES ☐ NO ☐
	3.					PLACARD? YES ☐ NO ☐
	4.					PLACARD? YES ☐ NO ☐

13. Special Handling Instructions and Additional Information

1 5005955 Petroleum Contact Water CWT: N/A PO#:

Trailer # TR-18
Emergency Response Guide no bo
Site arrival time 10:40 Am
Site departure time 11:30 Am
www.covanta.com

14. SHIPPER'S CERTIFICATION: I certify the materials are accurately described.

Shipper's/Offeror's Printed/Typed Name: Edward Gagnant — Signature: Edward Gagnant — Month 5 Day 2 Year 22

INT'L

15. International Shipments ☐ Import to U.S. ☐ Export from U.S. Port of entry/exit:
Transporter Signature (for exports only): Date leaving U.S.:

TRANSPORTER

16. Transporter Acknowledgment of Receipt of Materials

Transporter 1 Printed/Typed Name: Bill Johnston — Signature: Bill Johnston — Month 5 Day 2 Year 22

Transporter 2 Printed/Typed Name — Signature — Month Day Year

DESIGNATED CONSIGNEE

17. Discrepancy

17a. Discrepancy Indication Space ☐ Quantity ☐ Type ☐ Residue ☐ Partial Rejection ☐ Full Rejection

Bill of Lading Reference Number:

17b. Alternate Consignee (or Shipper) — U.S. EPA ID Number

Facility's Phone:

17c. Signature of Alternate Consignee (or Shipper) — Month Day Year

18. Designated Receiving Facility Owner or Operator: Certification of receipt of materials covered by the bill of lading except as noted in Item 17a

Printed/Typed Name: Kalina Davis — Signature: [signature] — Month 5 Day 2 Year 22

COVANTA
Environmental Solutions

~~SO278650~~ SO2881178 RD-40 TR-18

Corporate Office
5300 N 33rd St. - Milwaukee, WI 53209
Phone: 800-842-9792 Fax: 414-461-3812

BILL OF LADING

1. Shipper ID Number	2. Page 1 of	3. Emergency Response Phone	4. Tracking Number
NCVSQG		(800) 814-1204	CES 145409

SHIPPER

5. Shipper's Name and Mailing Address
Colonial Pipeline Company
14108 Huntersville-Concord Road
Huntersvile North Carolina 28078
Shipper's Phone:

Shipper's Site Address (if different than mailing address)
Colonial Pipeline Company
14108 Huntersville-Concord Road
Huntersvile North Carolina 28078

6. Transporter 1 Company Name: Covanta Environmental Solutions — U.S. EPA ID Number: PAR000043026

7. Transporter 2 Company Name — U.S. EPA ID Number:

8. Consignee Name and Site Address
Covanta Environmental Solutions LLC
2503 Fayetteville Street
Asheboro NC 27203 (336) 683-0911
Facility's Phone:

U.S. EPA ID Number: NCR000135384

HM	9. Shipping Name and Description	10. Containers No.	10. Containers Type	11. Total Quantity	12. Unit Wt./Vol.	
	1. Non-RCRA, Non-DOT Regulated Material (3B)	1	TT	5051	G	PLACARD? YES ☐ NO ☐ None
	2.					PLACARD? YES ☐ NO ☐
	3.					PLACARD? YES ☐ NO ☐
	4.					PLACARD? YES ☐ NO ☐

13. Special Handling Instructions and Additional Information
1 5005955 Petroleum Contact Water CWT: N/A PO#:

Trailer # TR-18
Emergency Response Guide On Board
Site arrival time 8:10 AM
Site departure time 8:50 AM
www.covanta.com

14. SHIPPER'S CERTIFICATION: I certify the materials are accurately described.
Shipper's/Offeror's Printed/Typed Name: Edward Ragnaut — Signature: Edward Ragnaut — Month 5 Day 2 Year 22

INT'L
15. International Shipments ☐ Import to U.S. ☐ Export from U.S. Port of entry/exit:
Transporter Signature (for exports only): Date leaving U.S.:

TRANSPORTER
16. Transporter Acknowledgment of Receipt of Materials
Transporter 1 Printed/Typed Name: Bill Johnston — Signature: Bill Johnston — Month 5 Day 2 Year 22
Transporter 2 Printed/Typed Name — Signature — Month Day Year

DESIGNATED CONSIGNEE
17. Discrepancy
17a. Discrepancy Indication Space ☐ Quantity ☐ Type ☐ Residue ☐ Partial Rejection ☐ Full Rejection
Bill of Lading Reference Number:
17b. Alternate Consignee (or Shipper) — U.S. EPA ID Number
Facility's Phone:
17c. Signature of Alternate Consignee (or Shipper) — Month Day Year

18. Designated Receiving Facility Owner or Operator: Certification of receipt of materials covered by the bill of lading except as noted in Item 17a
Printed/Typed Name: Kaline Davis — Signature — Month 5 Day 2 Year 22

COVANTA RO 43
Environmental Solutions TR 34

SO281230

Corporate Office
5300 N 33rd St. - Milwaukee, WI 53209
Phone: 800-842-9792 Fax: 414-461-3812

SHIPPER

BILL OF LADING	1. Shipper ID Number	2. Page 1 of	3. Emergency Response Phone	4. Tracking Number
	NCVSQG		(800) 814-1204	CES 145642

5. Shipper's Name and Mailing Address
Colonial Pipeline Company
14108 Huntersville-Concord Road
Huntersvile North Carolina 28078
Shipper's Phone:

Shipper's Site Address (if different than mailing address)
Colonial Pipeline Company
14108 Huntersville-Concord Road
Huntersvile North Carolina 28078

6. Transporter 1 Company Name: Covanta Environmental Solutions — U.S. EPA ID Number: PAR000043026

7. Transporter 2 Company Name — U.S. EPA ID Number:

8. Consignee Name and Site Address
Covanta Environmental Solutions LLC
2503 Fayetteville Street
Asheboro NC 27203 (336) 683-0911
Facility's Phone:
U.S. EPA ID Number: NCR000135384

HM	9. Shipping Name and Description	10. Containers No.	10. Containers Type	11. Total Quantity	12. Unit Wt./Vol.	
	1. Non-RCRA, Non-DOT Regulated Material	1	TT	5,053	G	PLACARD? YES ☐ NO ☐ None
	2.					PLACARD? YES ☐ NO ☐
	3.					PLACARD? YES ☐ NO ☐
	4.					PLACARD? YES ☐ NO ☐

13. Special Handling Instructions and Additional Information

1 5005955 Petroleum Contact Water CWT: N/A PO#:

Trailer # 34
Emergency Response Guide On-bo
Site arrival time 8:30
Site departure time 9:10
www.covanta.com

14. SHIPPER'S CERTIFICATION: I certify the materials are accurately described.

Shipper's/Offeror's Printed/Typed Name: Edward Fagnant — Signature: Edward Fagnant — Month 5 Day 3 Year 22

INT'L

15. International Shipments ☐ Import to U.S. ☐ Export from U.S. Port of entry/exit:
Transporter Signature (for exports only): Date leaving U.S.:

TRANSPORTER

16. Transporter Acknowledgment of Receipt of Materials
Transporter 1 Printed/Typed Name: Jose Henriquez — Signature: [signature] — Month 5 Day 3 Year 22
Transporter 2 Printed/Typed Name — Signature — Month Day Year

DESIGNATED CONSIGNEE

17. Discrepancy
17a. Discrepancy Indication Space ☐ Quantity ☐ Type ☐ Residue ☐ Partial Rejection ☐ Full Rejection
Bill of Lading Reference Number:
17b. Alternate Consignee (or Shipper) — U.S. EPA ID Number
Facility's Phone:
17c. Signature of Alternate Consignee (or Shipper) — Month Day Year

18. Designated Receiving Facility Owner or Operator: Certification of receipt of materials covered by the bill of lading except as noted in Item 17a
Printed/Typed Name: Kaline Davis — Signature: [signature] — Month 5 Day 3 Year 22

COVANTA
Environmental Solutions

T/K# 38

SO281229

Corporate Office
5300 N 33rd St. - Milwaukee, WI 53209
Phone: 800-842-9792 Fax: 414-461-3812

BILL OF LADING

1. Shipper ID Number	2. Page 1 of	3. Emergency Response Phone	4. Tracking Number
NCVSQG		(800) 814-1204	CES 145643

SHIPPER

5. Shipper's Name and Mailing Address
Colonial Pipeline Company
14108 Huntersville-Concord Road
Huntersvile North Carolina 28078
Shipper's Phone:

Shipper's Site Address (if different than mailing address)
Colonial Pipeline Company
14108 Huntersville-Concord Road
Huntersvile North Carolina 28078

6. Transporter 1 Company Name: Covanta Environmental Solutions
U.S. EPA ID Number: PAR000043026

7. Transporter 2 Company Name:
U.S. EPA ID Number:

8. Consignee Name and Site Address
Covanta Environmental Solutions LLC
2503 Fayetteville Street
Asheboro NC 27203 (336) 683-0911
Facility's Phone:
U.S. EPA ID Number: NCR000135384

HM	9. Shipping Name and Description	10. Containers No.	10. Containers Type	11. Total Quantity	12. Unit Wt./Vol.	
	1. Non-RCRA, Non-DOT Regulated Material	1	TT	500	G	PLACARD? YES ☐ NO ☐ None
	2.					PLACARD? YES ☐ NO ☐
	3.					PLACARD? YES ☐ NO ☐
	4.					PLACARD? YES ☐ NO ☐

13. Special Handling Instructions and Additional Information
1 5005955 Petroleum Contact Water CWT: N/A PO#:

Trailer # 60
Emergency Response Guide On-b
Site arrival time 7:50
Site departure time 8:30
www.covanta.com

14. SHIPPER'S CERTIFICATION: I certify the materials are accurately described.
Shipper's/Offeror's Printed/Typed Name: Edward Fagnant
Signature: Edward Fagnant
Month 5 Day 3 Year 22

INT'L
15. International Shipments ☐ Import to U.S. ☐ Export from U.S. Port of entry/exit:
Transporter Signature (for exports only): Date leaving U.S.:

TRANSPORTER
16. Transporter Acknowledgment of Receipt of Materials
Transporter 1 Printed/Typed Name: Bobby Jarrett
Signature: Bobby Jarrett
Month 5 Day 3 Year 22
Transporter 2 Printed/Typed Name:
Signature:
Month Day Year

DESIGNATED CONSIGNEE
17. Discrepancy
17a. Discrepancy Indication Space ☐ Quantity ☐ Type ☐ Residue ☐ Partial Rejection ☐ Full Rejection
Bill of Lading Reference Number:
17b. Alternate Consignee (or Shipper)
U.S. EPA ID Number:
Facility's Phone:
17c. Signature of Alternate Consignee (or Shipper)
Month Day Year

18. Designated Receiving Facility Owner or Operator: Certification of receipt of materials covered by the bill of lading except as noted in Item 17a
Printed/Typed Name: Kaline Davis
Signature:
Month 5 Day 3 Year 22

COVANTA
Environmental Solutions

TK# 38

Corporate Office
5300 N 33rd St. - Milwaukee, WI 53209
Phone: 800-842-9792 Fax: 414-461-3812

BILL OF LADING

1. Shipper ID Number	2. Page 1 of	3. Emergency Response Phone	4. Tracking Number
NCVSQG		SO281237 (800) 814-1204	CES 145646

SHIPPER

5. Shipper's Name and Mailing Address
Colonial Pipeline Company
14108 Huntersville-Concord Road
Huntersvile North Carolina 28078
Shipper's Phone:

Shipper's Site Address (if different than mailing address)
Colonial Pipeline Company
14108 Huntersville-Concord Road
Huntersvile North Carolina 28078

6. Transporter 1 Company Name: Covanta Environmental Solutions
U.S. EPA ID Number: PAR000043026

7. Transporter 2 Company Name:
U.S. EPA ID Number:

8. Consignee Name and Site Address
Covanta Environmental Solutions LLC
2503 Fayetteville Street
Asheboro NC 27203 (336) 683-0911
Facility's Phone:
U.S. EPA ID Number: NCR000135384

HM	9. Shipping Name and Description	10. Containers No.	10. Containers Type	11. Total Quantity	12. Unit Wt./Vol.	
	1. Non-RCRA, Non-DOT Regulated Material	1	TT	4802	G	PLACARD? YES ☐ NO ☐ None
	2.					PLACARD? YES ☐ NO ☐
	3.					PLACARD? YES ☐ NO ☐
	4.					PLACARD? YES ☐ NO ☐

13. Special Handling Instructions and Additional Information
1 5005955 Petroleum Contact Water CWT: N/A PO#:

Trailer # 600
Emergency Response Guide On boa
Site arrival time 1230
Site departure time 115
www.covanta.com

14. SHIPPER'S CERTIFICATION: I certify the materials are accurately described.
Shipper's/Offeror's Printed/Typed Name: Edward FAGNANT
Signature: Edward Fagnant
Month 5 Day 3 Year 22

INT'L
15. International Shipments ☐ Import to U.S. ☐ Export from U.S. Port of entry/exit:
Transporter Signature (for exports only): Date leaving U.S.:

TRANSPORTER
16. Transporter Acknowledgment of Receipt of Materials
Transporter 1 Printed/Typed Name: Bobby Jarrett
Signature: Bobby Jarrett
Month 5 Day 3 Year 22
Transporter 2 Printed/Typed Name:
Signature:
Month Day Year

DESIGNATED CONSIGNEE
17. Discrepancy
17a. Discrepancy Indication Space ☐ Quantity ☐ Type ☐ Residue ☐ Partial Rejection ☐ Full Rejection
Bill of Lading Reference Number:
17b. Alternate Consignee (or Shipper)
U.S. EPA ID Number:
Facility's Phone:
17c. Signature of Alternate Consignee (or Shipper)
Month Day Year

18. Designated Receiving Facility Owner or Operator: Certification of receipt of materials covered by the bill of lading except as noted in Item 17a
Printed/Typed Name: Katina Davis
Signature:
Month 5 Day 3 Year 22

COVANTA
Environmental Solutions

TK # 38

S0281243
~~S0281233~~

Corporate Office
5300 N 33rd St. - Milwaukee, WI 53209
Phone: 800-842-9792 Fax: 414-461-3812

BILL OF LADING	1. Shipper ID Number	2. Page 1 of	3. Emergency Response Phone	4. Tracking Number
	NCVSQG		(800) 814-1204	CES 145640

SHIPPER

5. Shipper's Name and Mailing Address
Colonial Pipeline Company
14108 Huntersville-Concord Road
Huntersvile North Carolina 28078
Shipper's Phone:

Shipper's Site Address (if different than mailing address)
Colonial Pipeline Company
14108 Huntersville-Concord Road
Huntersvile North Carolina 28078

6. Transporter 1 Company Name: Covanta Environmental Solutions — U.S. EPA ID Number: PAR000043026

7. Transporter 2 Company Name — U.S. EPA ID Number:

8. Consignee Name and Site Address
Covanta Environmental Solutions LLC
2503 Fayetteville Street
Asheboro NC 27203 (336) 683-0911
Facility's Phone:
U.S. EPA ID Number: NCR000135384

HM	9. Shipping Name and Description	10. Containers No.	10. Containers Type	11. Total Quantity	12. Unit Wt./Vol.	
	1. Non-RCRA, Non-DOT Regulated Material	1	TT	5051	G	PLACARD? None YES ☐ NO ☐
	2.					PLACARD? YES ☐ NO ☐
	3.					PLACARD? YES ☐ NO ☐
	4.					PLACARD? YES ☐ NO ☐

13. Special Handling Instructions and Additional Information

1 5005955 Petroleum Contact Water CWT: N/A PO#:

Trailer # 60
Emergency Response Guide On-b
Site arrival time 11:45
Site departure time 12:20
www.covanta.com

14. SHIPPER'S CERTIFICATION: I certify the materials are accurately described.

Shipper's/Offeror's Printed/Typed Name: Edward FAGNAN — Signature: Edward Fagnan — Month 5 Day 4 Year 22

INT'L

15. International Shipments ☐ Import to U.S. ☐ Export from U.S. Port of entry/exit:
Transporter Signature (for exports only): Date leaving U.S.:

TRANSPORTER

16. Transporter Acknowledgment of Receipt of Materials

Transporter 1 Printed/Typed Name: Bobby Jarnett — Signature: Bobby Jarnett — Month 5 Day 4 Year 22

Transporter 2 Printed/Typed Name — Signature — Month Day Year

DESIGNATED CONSIGNEE

17. Discrepancy

17a. Discrepancy Indication Space ☐ Quantity ☐ Type ☐ Residue ☐ Partial Rejection ☐ Full Rejection

Bill of Lading Reference Number:

17b. Alternate Consignee (or Shipper) — U.S. EPA ID Number

Facility's Phone:

17c. Signature of Alternate Consignee (or Shipper) — Month Day Year

18. Designated Receiving Facility Owner or Operator: Certification of receipt of materials covered by the bill of lading except as noted in Item 17a

Printed/Typed Name: Kaline Davis — Signature: [signature] — Month 5 Day 4 Year 22

COVANTA
Environmental Solutions

TK# 38

SO281251

Corporate Office
5300 N 33rd St. - Milwaukee, WI 53209
Phone: 800-842-9792 Fax: 414-461-3812

BILL OF LADING

1. Shipper ID Number	2. Page 1 of	3. Emergency Response Phone	4. Tracking Number
NCVSQG		(800) 814-1204	CES 145593

SHIPPER

5. Shipper's Name and Mailing Address
Colonial Pipeline Company
14108 Huntersville-Concord Road
Huntersvile North Carolina 28078
Shipper's Phone:

Shipper's Site Address (if different than mailing address)
Colonial Pipeline Company
14108 Huntersville-Concord Road
Huntersvile North Carolina 28078

6. Transporter 1 Company Name: Covanta Environmental Solutions
U.S. EPA ID Number: PAR000043026

7. Transporter 2 Company Name:
U.S. EPA ID Number:

8. Consignee Name and Site Address
Covanta Environmental Solutions LLC
2503 Fayetteville Street
Asheboro NC 27203 (336) 683-0911
Facility's Phone:
U.S. EPA ID Number: NCR000135384

HM	9. Shipping Name and Description	10. Containers No.	10. Containers Type	11. Total Quantity	12. Unit Wt./Vol.	
	1. Non-RCRA, Non-DOT Regulated Material	1	TT	500	G	PLACARD? YES ☐ NO ☐ None
	2.					PLACARD? YES ☐ NO ☐
	3.					PLACARD? YES ☐ NO ☐
	4.					PLACARD? YES ☐ NO ☐

13. Special Handling Instructions and Additional Information

1 5005955 Petroleum Contact Water CWT: N/A PO#:

Trailer #600
Emergency Response Guide On-b
Site arrival time 2:30
Site departure time 4:00
www.covanta.com

14. SHIPPER'S CERTIFICATION: I certify the materials are accurately described.

Shipper's/Offeror's Printed/Typed Name: EDWARD FAGNANT
Signature:
Month: 5 Day: 4 Year: 22

INT'L

15. International Shipments ☐ Import to U.S. ☐ Export from U.S. Port of entry/exit:
Transporter Signature (for exports only): Date leaving U.S.:

TRANSPORTER

16. Transporter Acknowledgment of Receipt of Materials

Transporter 1 Printed/Typed Name: Bobby Jarnett
Signature:
Month: 5 Day: 4 Year: 22

Transporter 2 Printed/Typed Name:
Signature:
Month: Day: Year:

DESIGNATED CONSIGNEE

17. Discrepancy

17a. Discrepancy Indication Space ☐ Quantity ☐ Type ☐ Residue ☐ Partial Rejection ☐ Full Rejection

Bill of Lading Reference Number:

17b. Alternate Consignee (or Shipper)
U.S. EPA ID Number:
Facility's Phone:

17c. Signature of Alternate Consignee (or Shipper)
Month: Day: Year:

18. Designated Receiving Facility Owner or Operator: Certification of receipt of materials covered by the bill of lading except as noted in Item 17a

Printed/Typed Name: Kaline Davis
Signature:
Month: 5 Day: 4 Year: 22

COVANTA
Environmental Solutions

TK# 38

~~SO281232~~ SO281241

Corporate Office
5300 N 33rd St. - Milwaukee, WI 53209
Phone: 800-842-9792 Fax: 414-461-3812

BILL OF LADING

1. Shipper ID Number	2. Page 1 of	3. Emergency Response Phone	4. Tracking Number
NCVSQG		(800) 814-1204	CES 145641

SHIPPER

5. Shipper's Name and Mailing Address
Colonial Pipeline Company
14108 Huntersville-Concord Road
Huntersville North Carolina 28078
Shipper's Phone:

Shipper's Site Address (if different than mailing address)
Colonial Pipeline Company
14108 Huntersville-Concord Road
Huntersville North Carolina 28078

6. Transporter 1 Company Name: Covanta Environmental Solutions
U.S. EPA ID Number: PAR000043026

7. Transporter 2 Company Name:
U.S. EPA ID Number:

8. Consignee Name and Site Address
Covanta Environmental Solutions LLC
2503 Fayetteville Street
Asheboro NC 27203 (336) 683-0911
Facility's Phone:
U.S. EPA ID Number: NCR000135384

HM	9. Shipping Name and Description	10. Containers No.	10. Containers Type	11. Total Quantity	12. Unit Wt./Vol.	
	1. Non-RCRA, Non-DOT Regulated Material	1	TT	4833	G	PLACARD? YES ☐ NO ☐ None
	2.					PLACARD? YES ☐ NO ☐
	3.					PLACARD? YES ☐ NO ☐
	4.					PLACARD? YES ☐ NO ☐

13. Special Handling Instructions and Additional Information
1 5005955 Petroleum Contact Water CWT: N/A PO#:

Trailer # 60
Emergency Response Guide On-bo
Site arrival time 5:00
Site departure time 6:45
www.covanta.com

14. SHIPPER'S CERTIFICATION: I certify the materials are accurately described.
Shipper's/Offeror's Printed/Typed Name: Edward Fagnant
Signature: Edward Fagnant
Month 5 Day 4 Year 22

INT'L
15. International Shipments ☐ Import to U.S. ☐ Export from U.S. Port of entry/exit:
Transporter Signature (for exports only): Date leaving U.S.:

TRANSPORTER
16. Transporter Acknowledgment of Receipt of Materials
Transporter 1 Printed/Typed Name: Bobby Jarrett
Signature: Bobby Jarrett
Month 5 Day 4 Year 22
Transporter 2 Printed/Typed Name:
Signature:
Month Day Year

DESIGNATED CONSIGNEE
17. Discrepancy
17a. Discrepancy Indication Space ☐ Quantity ☐ Type ☐ Residue ☐ Partial Rejection ☐ Full Rejection
Bill of Lading Reference Number:
17b. Alternate Consignee (or Shipper)
U.S. EPA ID Number
Facility's Phone:
17c. Signature of Alternate Consignee (or Shipper)
Month Day Year

18. Designated Receiving Facility Owner or Operator: Certification of receipt of materials covered by the bill of lading except as noted in Item 17a
Printed/Typed Name: Kaline Davis
Signature:
Month 5 Day 4 Year 22

COVANTA
Environmental Solutions

RQ42
TR-34

SO281257
~~SO281247~~

Corporate Office
5300 N 33rd St. - Milwaukee, WI 53209
Phone: 800-842-9792 Fax: 414-461-3812

BILL OF LADING

1. Shipper ID Number	2. Page 1 of	3. Emergency Response Phone	4. Tracking Number
NCVSQG		(800) 814-1204	CES 145601

SHIPPER

5. Shipper's Name and Mailing Address
Colonial Pipeline Company
14108 Huntersville-Concord Road
Huntersvile North Carolina 28078
Shipper's Phone:

Shipper's Site Address (if different than mailing address)
Colonial Pipeline Company
14108 Huntersville-Concord Road
Huntersvile North Carolina 28078

6. Transporter 1 Company Name: Covanta Environmental Solutions
U.S. EPA ID Number: PAR000043026

7. Transporter 2 Company Name:
U.S. EPA ID Number:

8. Consignee Name and Site Address
Covanta Environmental Solutions LLC
2503 Fayetteville Street
Asheboro NC 27203 (336) 683-0911
Facility's Phone:
U.S. EPA ID Number: NCR000135384

HM	9. Shipping Name and Description	10. Containers No.	10. Containers Type	11. Total Quantity	12. Unit Wt./Vol.	
	1. Non-RCRA, Non-DOT Regulated Material	1	TT	5053	G	PLACARD? YES ☐ NO ☐ None
	2.					PLACARD? YES ☐ NO ☐
	3.					PLACARD? YES ☐ NO ☐
	4.					PLACARD? YES ☐ NO ☐

13. Special Handling Instructions and Additional Information
1 5005955 Petroleum Contact Water CWT: N/A PO#:

Trailer # 34
Emergency Response Guide On-b
Site arrival time 1:00
Site departure time 1:44
www.covanta.com

14. SHIPPER'S CERTIFICATION: I certify the materials are accurately described.
Shipper's/Offeror's Printed/Typed Name: Edward FAGNANT
Signature:
Month: 5 Day: 5 Year: 22

INT'L
15. International Shipments ☐ Import to U.S. ☐ Export from U.S. Port of entry/exit:
Transporter Signature (for exports only): Date leaving U.S.:

TRANSPORTER
16. Transporter Acknowledgment of Receipt of Materials
Transporter 1 Printed/Typed Name: Jose Hernandez
Signature:
Month: 5 Day: 5 Year: 22
Transporter 2 Printed/Typed Name:
Signature:
Month: Day: Year:

DESIGNATED CONSIGNEE
17. Discrepancy
17a. Discrepancy Indication Space ☐ Quantity ☐ Type ☐ Residue ☐ Partial Rejection ☐ Full Rejection
Bill of Lading Reference Number:
17b. Alternate Consignee (or Shipper)
U.S. EPA ID Number:
Facility's Phone:
17c. Signature of Alternate Consignee (or Shipper)
Month: Day: Year:

18. Designated Receiving Facility Owner or Operator: Certification of receipt of materials covered by the bill of lading except as noted in Item 17a
Printed/Typed Name: Katina Davis
Signature:
Month: 5 Day: 5 Year: 22

COVANTA
Environmental Solutions

T/C# 38

SO281252

Corporate Office
5300 N 33rd St. - Milwaukee, WI 53209
Phone: 800-842-9792 Fax: 414-461-3812

BILL OF LADING

1. Shipper ID Number	2. Page 1 of	3. Emergency Response Phone	4. Tracking Number
NCVSQG		(800) 814-1204	CES 145614

SHIPPER

5. Shipper's Name and Mailing Address
Colonial Pipeline Company
14108 Huntersville-Concord Road
Huntersville North Carolina 28078
Shipper's Phone:

Shipper's Site Address (if different than mailing address)
Colonial Pipeline Company
14108 Huntersville-Concord Road
Huntersville North Carolina 28078

6. Transporter 1 Company Name: Covanta Environmental Solutions
U.S. EPA ID Number: PAR000043026

7. Transporter 2 Company Name:
U.S. EPA ID Number:

8. Consignee Name and Site Address
Covanta Environmental Solutions LLC
2503 Fayetteville Street
Asheboro NC 27203 (336) 683-0911
Facility's Phone:
U.S. EPA ID Number: NCR000135384

HM	9. Shipping Name and Description	10. Containers No.	10. Containers Type	11. Total Quantity	12. Unit Wt./Vol.	
	1. Non-RCRA, Non-DOT Regulated Material	1	TT	5050	G	PLACARD? YES ☐ NO ☐ None
	2.					PLACARD? YES ☐ NO ☐
	3.					PLACARD? YES ☐ NO ☐
	4.					PLACARD? YES ☐ NO ☐

13. Special Handling Instructions and Additional Information
1 5005955 Petroleum Contact Water CWT: N/A PO#:

Trailer # 60
Emergency Response Guide On-bo
Site arrival time 805
Site departure time 8:30
www.covanta.com

14. SHIPPER'S CERTIFICATION: I certify the materials are accurately described.
Shipper's Offeror's Printed/Typed Name: Edward FAGNANT
Signature: Edward Fagnant
Month 5 Day 5 Year 22

INT'L
15. International Shipments ☐ Import to U.S. ☐ Export from U.S. Port of entry/exit:
Transporter Signature (for exports only): Date leaving U.S.:

TRANSPORTER
16. Transporter Acknowledgment of Receipt of Materials
Transporter 1 Printed/Typed Name: Bobby JAMES
Signature: Bobby James
Month 5 Day 5 Year 22
Transporter 2 Printed/Typed Name:
Signature:
Month Day Year

DESIGNATED CONSIGNEE
17. Discrepancy
17a. Discrepancy Indication Space ☐ Quantity ☐ Type ☐ Residue ☐ Partial Rejection ☐ Full Rejection
Bill of Lading Reference Number:
17b. Alternate Consignee (or Shipper)
U.S. EPA ID Number
Facility's Phone:
17c. Signature of Alternate Consignee (or Shipper)
Month Day Year

18. Designated Receiving Facility Owner or Operator: Certification of receipt of materials covered by the bill of lading except as noted in Item 17a
Printed/Typed Name: Kaline Davis
Signature:
Month 5 Day 5 Year 22

COVANTA
Environmental Solutions

RO 42
TR 33

Corporate Office
5300 N 33rd St. - Milwaukee, WI 53209
Phone: 800-842-9792 Fax: 414-461-3812

SO281261

BILL OF LADING

1. Shipper ID Number	2. Page 1 of	3. Emergency Response Phone	4. Tracking Number
NCVSQG		(800) 814-1204	CES 145612

SHIPPER

5. Shipper's Name and Mailing Address
Colonial Pipeline Company
14108 Huntersville-Concord Road
Huntersville North Carolina 28078
Shipper's Phone:

Shipper's Site Address (if different than mailing address)
Colonial Pipeline Company
14108 Huntersville-Concord Road
Huntersville North Carolina 28078

6. Transporter 1 Company Name
Covanta Environmental Solutions
U.S. EPA ID Number: PAR000043026

7. Transporter 2 Company Name
U.S. EPA ID Number:

8. Consignee Name and Site Address
Covanta Environmental Solutions LLC
2503 Fayetteville Street
Asheboro NC 27203 (336) 683-0911
Facility's Phone:
U.S. EPA ID Number: NCR000135384

HM	9. Shipping Name and Description	10. Containers No.	10. Containers Type	11. Total Quantity	12. Unit Wt./Vol.	
	1. Non-RCRA, Non-DOT Regulated Material	1	TT	5053	G	PLACARD? YES ☐ NO ☐ None
	2.					PLACARD? YES ☐ NO ☐
	3.					PLACARD? YES ☐ NO ☐
	4.					PLACARD? YES ☐ NO ☐

13. Special Handling Instructions and Additional Information
1 5005955 Petroleum Contact Water CWT: N/A PO#:

Trailer # 33
Emergency Response Guide On-b
Site arrival time 8:30
Site departure time 9:10
www.covanta.com

14. SHIPPER'S CERTIFICATION: I certify the materials are accurately described.
Shipper's/Offeror's Printed/Typed Name: Edward FAGNANT
Signature: Edward Fagnant
Month 5 Day 5 Year 22

INT'L
15. International Shipments ☐ Import to U.S. ☐ Export from U.S. Port of entry/exit:
Transporter Signature (for exports only): Date leaving U.S.:

TRANSPORTER
16. Transporter Acknowledgment of Receipt of Materials
~~Transporter~~ 1 Printed/Typed Name: JOSE HENRIQUEZ
Signature:
Month 5 Day 5 Year 22
Transporter 2 Printed/Typed Name:
Signature:
Month Day Year

DESIGNATED CONSIGNEE
17. Discrepancy
17a. Discrepancy Indication Space ☐ Quantity ☐ Type ☐ Residue ☐ Partial Rejection ☐ Full Rejection
Bill of Lading Reference Number:
17b. Alternate Consignee (or Shipper)
U.S. EPA ID Number:
Facility's Phone:
17c. Signature of Alternate Consignee (or Shipper)
Month Day Year

18. Designated Receiving Facility Owner or Operator: Certification of receipt of materials covered by the bill of lading except as noted in Item 17a
Printed/Typed Name: Kaline Davis
Signature:
Month 5 Day 5 Year 22

COVANTA
Environmental Solutions

TKT 38 SO281260

Corporate Office
5300 N 33rd St. - Milwaukee, WI 53209
Phone: 800-842-9792 Fax: 414-461-3812

BILL OF LADING

1. Shipper ID Number	2. Page 1 of	3. Emergency Response Phone	4. Tracking Number
NCVSQG		(800) 814-1204	CES 145611

SHIPPER

5. Shipper's Name and Mailing Address
Colonial Pipeline Company
14108 Huntersville-Concord Road
Huntersvile North Carolina 28078
Shipper's Phone:

Shipper's Site Address (if different than mailing address)
Colonial Pipeline Company
14108 Huntersville-Concord Road
Huntersvile North Carolina 28078

6. Transporter 1 Company Name: Covanta Environmental Solutions — U.S. EPA ID Number: PAR000043026

7. Transporter 2 Company Name — U.S. EPA ID Number:

8. Consignee Name and Site Address
Covanta Environmental Solutions LLC
2503 Fayetteville Street
Asheboro NC 27203 (336) 683-0911
Facility's Phone:

U.S. EPA ID Number: NCR000135384

HM	9. Shipping Name and Description	10. Containers No.	10. Containers Type	11. Total Quantity	12. Unit Wt./Vol.	
	1. Non-RCRA, Non-DOT Regulated Material	1	TT	5054	G	PLACARD? YES ☐ NO ☐ None
	2.					PLACARD? YES ☐ NO ☐
	3.					PLACARD? YES ☐ NO ☐
	4.					PLACARD? YES ☐ NO ☐

13. Special Handling Instructions and Additional Information
1 5005955 Petroleum Contact Water CWT: N/A PO#:

Trailer # 60
Emergency Response Guide On-
Site arrival time 12:10
Site departure time 1:00
www.covanta.com

14. SHIPPER'S CERTIFICATION: I certify the materials are accurately described.
Shipper's/Offeror's Printed/Typed Name: EDWARD FAGNANT — Signature — Month 5 Day 5 Year 22

INT'L
15. International Shipments ☐ Import to U.S. ☐ Export from U.S. Port of entry/exit:
Transporter Signature (for exports only): Date leaving U.S.:

TRANSPORTER
16. Transporter Acknowledgment of Receipt of Materials
Transporter 1 Printed/Typed Name: Bobby Jarrett — Signature — Month 5 Day 5 Year 22
Transporter 2 Printed/Typed Name — Signature — Month Day Year

DESIGNATED CONSIGNEE
17. Discrepancy
17a. Discrepancy Indication Space ☐ Quantity ☐ Type ☐ Residue ☐ Partial Rejection ☐ Full Rejection
Bill of Lading Reference Number:
17b. Alternate Consignee (or Shipper) — U.S. EPA ID Number
Facility's Phone:
17c. Signature of Alternate Consignee (or Shipper) — Month Day Year

18. Designated Receiving Facility Owner or Operator: Certification of receipt of materials covered by the bill of lading except as noted in Item 17a
Printed/Typed Name: Kaline Davis — Signature — Month 5 Day 5 Year 22

COVANTA
Environmental Solutions

RD42
TR 34

SO2812L4

Corporate Office
5300 N 33rd St. - Milwaukee, WI 53209
Phone: 800-842-9792 Fax: 414-461-3812

BILL OF LADING

1. Shipper ID Number	2. Page 1 of	3. Emergency Response Phone	4. Tracking Number
NCVSQG		1 (800) 814-1204	CES 145615

SHIPPER

5. Shipper's Name and Mailing Address
Colonial Pipeline Company
14108 Huntersville-Concord Road
Huntersvile North Carolina 28078
Shipper's Phone:

Shipper's Site Address (if different than mailing address)
Colonial Pipeline Company
14108 Huntersville-Concord Road
Huntersvile North Carolina 28078

6. Transporter 1 Company Name: Covanta Environmental Solutions
U.S. EPA ID Number: PAR000043026

7. Transporter 2 Company Name:
U.S. EPA ID Number:

8. Consignee Name and Site Address
Covanta Environmental Solutions LLC
2503 Fayetteville Street
Asheboro NC 27203 (336) 683-0911
Facility's Phone:
U.S. EPA ID Number: NCR000135384

HM	9. Shipping Name and Description	10. Containers No.	10. Containers Type	11. Total Quantity	12. Unit Wt./Vol.	
	1. Non-RCRA, Non-DOT Regulated Material	1	TT	5,051	G	PLACARD? YES ☐ NO ☐
	2.					PLACARD? YES ☐ NO ☐
	3.					PLACARD? YES ☐ NO ☐
	4.					PLACARD? YES ☐ NO ☐

13. Special Handling Instructions and Additional Information
1 5005955 Petroleum Contact Water CWT: N/A PO#:

Trailer # 34
Emergency Response Guide On-b
Site arrival time _____
Site departure time _____
www.covanta.com

14. SHIPPER'S CERTIFICATION: I certify the materials are accurately described.
Shipper's/Offeror's Printed/Typed Name: EDWARD FAGNANT
Signature: Edward Fagnant
Month 5 Day 6 Year 22

INT'L
15. International Shipments ☐ Import to U.S. ☐ Export from U.S. Port of entry/exit:
Transporter Signature (for exports only): Date leaving U.S.:

TRANSPORTER
16. Transporter Acknowledgment of Receipt of Materials
Transporter 1 Printed/Typed Name: JOSE HENRIQUEZ
Signature:
Month 5 Day 6 Year 22
Transporter 2 Printed/Typed Name:
Signature:
Month Day Year

DESIGNATED CONSIGNEE
17. Discrepancy
17a. Discrepancy Indication Space ☐ Quantity ☐ Type ☐ Residue ☐ Partial Rejection ☐ Full Rejection
Bill of Lading Reference Number:
17b. Alternate Consignee (or Shipper)
U.S. EPA ID Number
Facility's Phone:
17c. Signature of Alternate Consignee (or Shipper)
Month Day Year

18. Designated Receiving Facility Owner or Operator: Certification of receipt of materials covered by the bill of lading except as noted in Item 17a
Printed/Typed Name: Kaline Davis
Signature:
Month 5 Day 6 Year 22

COVANTA
Environmental Solutions

RD 42
TR 34

SO281268

Corporate Office
5300 N 33rd St. - Milwaukee, WI 53209
Phone: 800-842-9792 Fax: 414-461-3812

BILL OF LADING

1. Shipper ID Number	2. Page 1 of	3. Emergency Response Phone	4. Tracking Number
NCVSQG		(800) 814-1204	CES 145623

SHIPPER

5. Shipper's Name and Mailing Address
Colonial Pipeline Company
14108 Huntersville-Concord Road
Huntersvile North Carolina 28078
Shipper's Phone:

Shipper's Site Address (if different than mailing address)
Colonial Pipeline Company
14108 Huntersville-Concord Road
Huntersvile North Carolina 28078

6. Transporter 1 Company Name: Covanta Environmental Solutions — U.S. EPA ID Number: PAR000043026

7. Transporter 2 Company Name — U.S. EPA ID Number:

8. Consignee Name and Site Address
Covanta Environmental Solutions LLC
2503 Fayetteville Street
Asheboro NC 27203 (336) 683-0911
Facility's Phone:

U.S. EPA ID Number: NCR000135384

HM	9. Shipping Name and Description	10. Containers No.	10. Containers Type	11. Total Quantity	12. Unit Wt./Vol.	
	1. Non-RCRA, Non-DOT Regulated Material	1	TT	5,050	G	PLACARD? YES ☐ NO ☐ None
	2.					PLACARD? YES ☐ NO ☐
	3.					PLACARD? YES ☐ NO ☐
	4.					PLACARD? YES ☐ NO ☐

13. Special Handling Instructions and Additional Information
1 5005955 Petroleum Contact Water CWT: N/A PO#:

Trailer # 34
Emergency Response Guide On-
Site arrival time
Site departure time
www.covanta.com

14. SHIPPER'S CERTIFICATION: I certify the materials are accurately described.
Shipper's/Offeror's Printed/Typed Name: EDWARD FAGNANT — Signature — Month 5 Day 6 Year 22

INT'L
15. International Shipments ☐ Import to U.S. ☐ Export from U.S. Port of entry/exit:
Transporter Signature (for exports only): Date leaving U.S.:

TRANSPORTER
16. Transporter Acknowledgment of Receipt of Materials
Transporter 1 Printed/Typed Name: JOSE HENRIQUEZ — Signature — Month 5 Day 6 Year 22
Transporter 2 Printed/Typed Name — Signature — Month Day Year

DESIGNATED CONSIGNEE
17. Discrepancy
17a. Discrepancy Indication Space ☐ Quantity ☐ Type ☐ Residue ☐ Partial Rejection ☐ Full Rejection
Bill of Lading Reference Number:
17b. Alternate Consignee (or Shipper) — U.S. EPA ID Number
Facility's Phone:
17c. Signature of Alternate Consignee (or Shipper) — Month Day Year

18. Designated Receiving Facility Owner or Operator: Certification of receipt of materials covered by the bill of lading except as noted in Item 17a
Printed/Typed Name: Kaline Davis — Signature — Month 5 Day 6 Year 22

COVANTA
Environmental Solutions

RO 42
TR 34

Corporate Office
5300 N 33rd St. - Milwaukee, WI 53209
Phone: 800-842-9792 Fax: 414-461-3812

BILL OF LADING

1. Shipper ID Number	2. Page 1 of	3. Emergency Response Phone	4. Tracking Number
NCVSQG		SQ281271 (800) 814-1204	CES 145622

SHIPPER

5. Shipper's Name and Mailing Address
Colonial Pipeline Company
14108 Huntersville-Concord Road
Huntersville North Carolina 28078
Shipper's Phone:

Shipper's Site Address (if different than mailing address)
Colonial Pipeline Company
14108 Huntersville-Concord Road
Huntersville North Carolina 28078

6. Transporter 1 Company Name: Covanta Environmental Solutions
U.S. EPA ID Number: PAR000043026

7. Transporter 2 Company Name:
U.S. EPA ID Number:

8. Consignee Name and Site Address
Covanta Environmental Solutions LLC
2503 Fayetteville Street
Asheboro NC 27203 (336) 683-0911
Facility's Phone:
U.S. EPA ID Number: NCR000135384

HM	9. Shipping Name and Description	10. Containers No.	10. Containers Type	11. Total Quantity	12. Unit Wt./Vol.	
	1. Non-RCRA, Non-DOT Regulated Material	1	TT	5052	G	PLACARD? YES ☐ NO ☐ None
	2.					PLACARD? YES ☐ NO ☐
	3.					PLACARD? YES ☐ NO ☐
	4.					PLACARD? YES ☐ NO ☐

13. Special Handling Instructions and Additional Information
1 5005955 Petroleum Contact Water CWT: N/A PO#:

Trailer # 34
Emergency Response Guide On-bo
Site arrival time 1:00 PM
Site departure time 1:45
www.covanta.com

14. SHIPPER'S CERTIFICATION: I certify the materials are accurately described.
Shipper's/Offeror's Printed/Typed Name: Edward Fagnant
Signature:
Month 5 Day 6 Year 22

INT'L
15. International Shipments ☐ Import to U.S. ☐ Export from U.S. Port of entry/exit:
Transporter Signature (for exports only): Date leaving U.S.:

TRANSPORTER
16. Transporter Acknowledgment of Receipt of Materials
Transporter 1 Printed/Typed Name: Jose Henriquez
Signature:
Month 5 Day 6 Year 22
Transporter 2 Printed/Typed Name:
Signature:
Month Day Year

DESIGNATED CONSIGNEE
17. Discrepancy
17a. Discrepancy Indication Space ☐ Quantity ☐ Type ☐ Residue ☐ Partial Rejection ☐ Full Rejection
Bill of Lading Reference Number:
17b. Alternate Consignee (or Shipper)
U.S. EPA ID Number
Facility's Phone:
17c. Signature of Alternate Consignee (or Shipper)
Month Day Year

18. Designated Receiving Facility Owner or Operator: Certification of receipt of materials covered by the bill of lading except as noted in Item 17a
Printed/Typed Name: Kaline Davis
Signature:
Month 5 Day 6 Year 22

COVANTA
Environmental Solutions

RO42
TR34

SO281587

Corporate Office
5300 N 33rd St. - Milwaukee, WI 53209
Phone: 800-842-9792 Fax: 414-461-3812

BILL OF LADING

1. Shipper ID Number	2. Page 1 of	3. Emergency Response Phone	4. Tracking Number
NCVSQG		(800) 814-1204	CES 145538

SHIPPER

5. Shipper's Name and Mailing Address
Colonial Pipeline Company
14108 Huntersville-Concord Road
Huntersvile North Carolina 28078
Shipper's Phone:

Shipper's Site Address (if different than mailing address)
Colonial Pipeline Company
14108 Huntersville-Concord Road
Huntersvile North Carolina 28078

6. Transporter 1 Company Name: Covanta Environmental Solutions — U.S. EPA ID Number: PAR000043026

7. Transporter 2 Company Name — U.S. EPA ID Number:

8. Consignee Name and Site Address
Covanta Environmental Solutions LLC
2503 Fayetteville Street
Asheboro NC 27203 (336) 683-0911
Facility's Phone:

U.S. EPA ID Number: NCR000135384

HM	9. Shipping Name and Description	10. Containers No.	10. Containers Type	11. Total Quantity	12. Unit Wt./Vol.	
	1. Non-RCRA, Non-DOT Regulated Material	1	TT	5,052	G	PLACARD? YES ☐ NO ☐ None
	2.					PLACARD? YES ☐ NO ☐
	3.					PLACARD? YES ☐ NO ☐
	4.					PLACARD? YES ☐ NO ☐

13. Special Handling Instructions and Additional Information
1 5005955 Petroleum Contact Water CWT: N/A PO#:

Trailer # 34
Emergency Response Guide On-
Site arrival time 12:00
Site departure time 12:30
www.covanta.com

14. SHIPPER'S CERTIFICATION: I certify the materials are accurately described.

Shipper's/Offeror's Printed/Typed Name: EDWARD FAGNANT — Signature: Edward Fagnant — Month 5 Day 7 Year 22

INT'L

15. International Shipments ☐ Import to U.S. ☐ Export from U.S. Port of entry/exit:
Transporter Signature (for exports only): Date leaving U.S.:

TRANSPORTER

16. Transporter Acknowledgment of Receipt of Materials

Transporter 1 Printed/Typed Name: JOSE HENRIQUEZ — Signature — Month 5 Day 7 Year 22

Transporter 2 Printed/Typed Name — Signature — Month Day Year

DESIGNATED CONSIGNEE

17. Discrepancy

17a. Discrepancy Indication Space ☐ Quantity ☐ Type ☐ Residue ☐ Partial Rejection ☐ Full Rejection

Bill of Lading Reference Number:

17b. Alternate Consignee (or Shipper) — U.S. EPA ID Number
Facility's Phone:

17c. Signature of Alternate Consignee (or Shipper) — Month Day Year

18. Designated Receiving Facility Owner or Operator: Certification of receipt of materials covered by the bill of lading except as noted in Item 17a

Printed/Typed Name: Kaline Davis — Signature — Month 5 Day 7 Year 22

COVANTA
Environmental Solutions

RD 42
TR 34

SO281585

Corporate Office
5300 N 33rd St. - Milwaukee, WI 53209
Phone: 800-842-9792 Fax: 414-461-3812

BILL OF LADING

1. Shipper ID Number	2. Page 1 of	3. Emergency Response Phone	4. Tracking Number
NCVSQG		(800) 814-1204	CES 145539

SHIPPER

5. Shipper's Name and Mailing Address
Colonial Pipeline Company
14108 Huntersville-Concord Road
Huntersvile North Carolina 28078
Shipper's Phone:

Shipper's Site Address (if different than mailing address)
Colonial Pipeline Company
14108 Huntersville-Concord Road
Huntersvile North Carolina 28078

6. Transporter 1 Company Name: Covanta Environmental Solutions
U.S. EPA ID Number: PAR000043026

7. Transporter 2 Company Name:
U.S. EPA ID Number:

8. Consignee Name and Site Address
Covanta Environmental Solutions LLC
2503 Fayetteville Street
Asheboro NC 27203 (336) 683-0911
Facility's Phone:
U.S. EPA ID Number: NCR000135384

HM	9. Shipping Name and Description	10. Containers No.	10. Containers Type	11. Total Quantity	12. Unit Wt./Vol.	
	1. Non-RCRA, Non-DOT Regulated Material	1	TT	5,051	G	PLACARD? YES ☐ NO ☐ None
	2.					PLACARD? YES ☐ NO ☐
	3.					PLACARD? YES ☐ NO ☐
	4.					PLACARD? YES ☐ NO ☐

13. Special Handling Instructions and Additional Information
1 5005955 Petroleum Contact Water CWT: N/A PO#:

Trailer # 34
Emergency Response Guide On
Site arrival time 8:00
Site departure time 8:21
www.covanta.com

14. SHIPPER'S CERTIFICATION: I certify the materials are accurately described.
Shipper's/Offeror's Printed/Typed Name: EDWARD FAGUNAT
Signature: Edward Fagunat
Month 5 Day 7 Year 2022

INT'L
15. International Shipments ☐ Import to U.S. ☐ Export from U.S. Port of entry/exit:
Transporter Signature (for exports only): Date leaving U.S.:

TRANSPORTER
16. Transporter Acknowledgment of Receipt of Materials
Transporter 1 Printed/Typed Name: JOSE HENAQUEZ
Signature: Jose Henaquez
Month 5 Day 7 Year 22
Transporter 2 Printed/Typed Name:
Signature:
Month Day Year

DESIGNATED CONSIGNEE
17. Discrepancy
17a. Discrepancy Indication Space ☐ Quantity ☐ Type ☐ Residue ☐ Partial Rejection ☐ Full Rejection
Bill of Lading Reference Number:
17b. Alternate Consignee (or Shipper)
U.S. EPA ID Number
Facility's Phone:
17c. Signature of Alternate Consignee (or Shipper)
Month Day Year

18. Designated Receiving Facility Owner or Operator: Certification of receipt of materials covered by the bill of lading except as noted in Item 17a
Printed/Typed Name: KalineDavis
Signature:
Month 5 Day 7 Year 22

COVANTA
Environmental Solutions

Corporate Office
5300 N 33rd St. - Milwaukee, WI 53209
Phone: 800-842-9792 Fax: 414-461-3812

SO281590

BILL OF LADING

1. Shipper ID Number	2. Page 1 of	3. Emergency Response Phone	4. Tracking Number
NCVSQG		(800) 814-1204	CES 1455 J

SHIPPER

5. Shipper's Name and Mailing Address

Colonial Pipeline Company
14108 Huntersville-Concord Road
Huntersville North Carolina 28078

Shipper's Phone:

Shipper's Site Address (if different than mailing address)

Colonial Pipeline Company
14108 Huntersville-Concord Road
Huntersville North Carolina 28078

6. Transporter 1 Company Name: Covanta Environmental Solutions — U.S. EPA ID Number: PAR000043026

7. Transporter 2 Company Name — U.S. EPA ID Number:

8. Consignee Name and Site Address

Covanta Environmental Solutions LLC
2503 Fayetteville Street
Asheboro NC 27203 (336) 683-0911

Facility's Phone:

U.S. EPA ID Number: NCR000135384

HM	9. Shipping Name and Description	10. Containers No.	10. Containers Type	11. Total Quantity	12. Unit Wt./Vol.	
	1. Non-RCRA, Non-DOT Regulated Material	1	TT	5051	G	PLACARD? YES ☐ NO ☐ None
	2.					PLACARD? YES ☐ NO ☐
	3.					PLACARD? YES ☐ NO ☐
	4.					PLACARD? YES ☐ NO ☐

13. Special Handling Instructions and Additional Information

1 5005955 Petroleum Contact Water CWT: N/A PO#:

Trailer #_____
Emergency Response Guide On-
Site arrival time _____
Site departure time _____
www.covanta.com

14. SHIPPER'S CERTIFICATION: I certify the materials are accurately described.

Shipper's/Offeror's Printed/Typed Name: Edward Fagnant — Signature: Edward Fagnant — Month 5 Day 7 Year 22

INT'L

15. International Shipments ☐ Import to U.S. ☐ Export from U.S. Port of entry/exit:

Transporter Signature (for exports only): Date leaving U.S.:

TRANSPORTER

16. Transporter Acknowledgment of Receipt of Materials

Transporter 1 Printed/Typed Name: TREVOR FOSTER — Signature: Trevor Foster — Month 5 Day 7 Year 22

Transporter 2 Printed/Typed Name — Signature — Month Day Year

DESIGNATED CONSIGNEE

17. Discrepancy

17a. Discrepancy Indication Space ☐ Quantity ☐ Type ☐ Residue ☐ Partial Rejection ☐ Full Rejection

Bill of Lading Reference Number:

17b. Alternate Consignee (or Shipper) — U.S. EPA ID Number

Facility's Phone:

17c. Signature of Alternate Consignee (or Shipper) — Month Day Year

18. Designated Receiving Facility Owner or Operator: Certification of receipt of materials covered by the bill of lading except as noted in Item 17a

Printed/Typed Name: Kaline Davis — Signature — Month 5 Day 7 Year 22

DESIGNATED CONSIGNEE COPY

COVANTA
Environmental Solutions

TK#38

SO282553

Corporate Office
5300 N 33rd St. - Milwaukee, WI 53209
Phone: 800-842-9792 Fax: 414-461-3812

BILL OF LADING

1. Shipper ID Number	2. Page 1 of	3. Emergency Response Phone	4. Tracking Number
NCVSQG		(800) 814-1204	CES 145530

SHIPPER

5. Shipper's Name and Mailing Address

Colonial Pipeline Company
14108 Huntersville-Concord Road
Huntersville North Carolina 28078

Shipper's Phone:

Shipper's Site Address (if different than mailing address)

Colonial Pipeline Company
14108 Huntersville-Concord Road
Huntersville North Carolina 28078

6. Transporter 1 Company Name: Covanta Environmental Solutions — U.S. EPA ID Number: PAR000043026

7. Transporter 2 Company Name — U.S. EPA ID Number:

8. Consignee Name and Site Address

Covanta Environmental Solutions LLC
2503 Fayetteville Street
Asheboro NC 27203 (336) 683-0911

Facility's Phone:

U.S. EPA ID Number: NCR000135384

HM	9. Shipping Name and Description	10. Containers No.	10. Containers Type	11. Total Quantity	12. Unit Wt./Vol.	
	1. Non-RCRA, Non-DOT Regulated Material IA 2049 3A 3001	1	TT	5050	G	PLACARD? YES ☐ NO ☐ None
	2.					PLACARD? YES ☐ NO ☐
	3.					PLACARD? YES ☐ NO ☐
	4.					PLACARD? YES ☐ NO ☐

13. Special Handling Instructions and Additional Information

1 5005955 Petroleum Contact Water CWT: N/A PO#:

Trailer # 600
Emergency Response Guide On-
Site arrival time 10:15
Site departure time 11:30
www.covanta.com

14. SHIPPER'S CERTIFICATION: I certify the materials are accurately described.

Shipper's/Offeror's Printed/Typed Name: Tim Moyer for Adam Harris@ CPC — Signature: J. L. Moyer — Month 5 Day 8 Year 22

INT'L

15. International Shipments ☐ Import to U.S. ☐ Export from U.S. Port of entry/exit:

Transporter Signature (for exports only): Date leaving U.S.:

TRANSPORTER

16. Transporter Acknowledgment of Receipt of Materials

Transporter 1 Printed/Typed Name: Bobby Jarrett — Signature: Bobby Jarrett — Month 5 Day 8 Year 22

Transporter 2 Printed/Typed Name — Signature — Month Day Year

DESIGNATED CONSIGNEE

17. Discrepancy

17a. Discrepancy Indication Space ☐ Quantity ☐ Type ☐ Residue ☐ Partial Rejection ☐ Full Rejection

Bill of Lading Reference Number:

17b. Alternate Consignee (or Shipper) — U.S. EPA ID Number

Facility's Phone:

17c. Signature of Alternate Consignee (or Shipper) — Month Day Year

18. Designated Receiving Facility Owner or Operator: Certification of receipt of materials covered by the bill of lading except as noted in Item 17a

Printed/Typed Name: Kaline Davis — Signature — Month 5 Day 8 Year 22

COVANTA
Environmental Solutions

SO282550

Corporate Office
5300 N 33rd St. - Milwaukee, WI 53209
Phone: 800-842-9792 Fax: 414-461-3812

BILL OF LADING

1. Shipper ID Number	2. Page 1 of	3. Emergency Response Phone	4. Tracking Number
NCVSQG	1	(800) 814-1204	CES 145532

SHIPPER

5. Shipper's Name and Mailing Address
Colonial Pipeline Company
14108 Huntersville-Concord Road
Huntersvile North Carolina 28078
Shipper's Phone:

Shipper's Site Address (if different than mailing address)
Colonial Pipeline Company
14108 Huntersville-Concord Road
Huntersvile North Carolina 28078

6. Transporter 1 Company Name
Covanta Environmental Solutions
U.S. EPA ID Number: PAR000043026

7. Transporter 2 Company Name
U.S. EPA ID Number:

8. Consignee Name and Site Address
Covanta Environmental Solutions LLC
2503 Fayetteville Street
Asheboro NC 27203 (336) 683-0911
Facility's Phone:
U.S. EPA ID Number: NCR000135384

HM	9. Shipping Name and Description	10. Containers No.	10. Containers Type	11. Total Quantity	12. Unit Wt./Vol.	
	1. Non-RCRA, Non-DOT Regulated Material	1	TT	5050g		PLACARD? YES ☐ NO ☐ None
	2.					PLACARD? YES ☐ NO ☐
	3.					PLACARD? YES ☐ NO ☐
	4.					PLACARD? YES ☐ NO ☐

13. Special Handling Instructions and Additional Information
1 5005955 Petroleum Contact Water CWT: N/A PO#:

RD43 TR33
Trailer #
Emergency Response Guide On-I
Site arrival time 830
Site departure time 905
www.covanta.com

14. SHIPPER'S CERTIFICATION: I certify the materials are accurately described.
Shipper's/Offeror's Printed/Typed Name: Timi Moyer for Adam Harris @ CPC
Signature: T. L. May
Month 5 Day 8 Year 22

INT'L
15. International Shipments ☐ Import to U.S. ☐ Export from U.S. Port of entry/exit:
Transporter Signature (for exports only): Date leaving U.S.:

TRANSPORTER
16. Transporter Acknowledgment of Receipt of Materials
Transporter 1 Printed/Typed Name: CORBY TUCKER
Signature:
Month 5 Day 8 Year 22
Transporter 2 Printed/Typed Name:
Signature:
Month Day Year

DESIGNATED CONSIGNEE
17. Discrepancy
17a. Discrepancy Indication Space ☐ Quantity ☐ Type ☐ Residue ☐ Partial Rejection ☐ Full Rejection
Bill of Lading Reference Number:
17b. Alternate Consignee (or Shipper)
U.S. EPA ID Number:
Facility's Phone:
17c. Signature of Alternate Consignee (or Shipper)
Month Day Year

18. Designated Receiving Facility Owner or Operator: Certification of receipt of materials covered by the bill of lading except as noted in Item 17a
Printed/Typed Name: Kalina Davis
Signature:
Month 5 Day 8 Year 22

COVANTA
Environmental Solutions

T/C # 38

SO282554

Corporate Office
5300 N 33rd St. - Milwaukee, WI 53209
Phone: 800-842-9792 Fax: 414-461-3812

(1)

BILL OF LADING

1. Shipper ID Number	2. Page 1 of	3. Emergency Response Phone	4. Tracking Number
NCVSQG		(800) 814-1204	CES 145533

SHIPPER

5. Shipper's Name and Mailing Address
Colonial Pipeline Company
14108 Huntersville-Concord Road
Huntersville North Carolina 28078
Shipper's Phone:

Shipper's Site Address (if different than mailing address)
Colonial Pipeline Company
14108 Huntersville-Concord Road
Huntersville North Carolina 28078

6. Transporter 1 Company Name: Covanta Environmental Solutions
U.S. EPA ID Number: PAR000043026

7. Transporter 2 Company Name:
U.S. EPA ID Number:

8. Consignee Name and Site Address
Covanta Environmental Solutions LLC
2503 Fayetteville Street
Asheboro NC 27203 (336) 683-0911
Facility's Phone:
U.S. EPA ID Number: NCR000135384

HM	9. Shipping Name and Description	10. Containers No.	10. Containers Type	11. Total Quantity	12. Unit Wt./Vol.	
	1. Non-RCRA, Non-DOT Regulated Material 3A	1	TT	5053	G	PLACARD? YES ☐ NO ☐ None
	2.					PLACARD? YES ☐ NO ☐
	3.					PLACARD? YES ☐ NO ☐
	4.					PLACARD? YES ☐ NO ☐

13. Special Handling Instructions and Additional Information
1 5005955 Petroleum Contact Water CWT: N/A PO#:

Trailer # 60
Emergency Response Guide On-
Site arrival time 7 55
Site departure time 8 25
www.covanta.com

14. SHIPPER'S CERTIFICATION: I certify the materials are accurately described.
Shipper's/Offeror's Printed/Typed Name: Tim Moyer for Adam Harris @ CPC
Signature: T. L. Moyer
Month 5 Day 8 Year 22

INT'L
15. International Shipments ☐ Import to U.S. ☐ Export from U.S. Port of entry/exit:
Transporter Signature (for exports only): Date leaving U.S.:

TRANSPORTER
16. Transporter Acknowledgment of Receipt of Materials
Transporter 1 Printed/Typed Name: Bobby Jarrett
Signature: Bobby Jarrett
Month 5 Day 8 Year 22
Transporter 2 Printed/Typed Name:
Signature:
Month Day Year

DESIGNATED CONSIGNEE
17. Discrepancy
17a. Discrepancy Indication Space ☐ Quantity ☐ Type ☐ Residue ☐ Partial Rejection ☐ Full Rejection
Bill of Lading Reference Number:
17b. Alternate Consignee (or Shipper)
U.S. EPA ID Number:
Facility's Phone:
17c. Signature of Alternate Consignee (or Shipper)
Month Day Year

18. Designated Receiving Facility Owner or Operator: Certification of receipt of materials covered by the bill of lading except as noted in Item 17a
Printed/Typed Name: Kaline Davis
Signature:
Month 5 Day 8 Year 22

COVANTA
Environmental Solutions

TK# 38

SO281593

Corporate Office
5300 N 33rd St. - Milwaukee, WI 53209
Phone: 800-842-9792 Fax: 414-461-3812

BILL OF LADING

1. Shipper ID Number	2. Page 1 of	3. Emergency Response Phone	4. Tracking Number
NCVSQG		(800) 814-1204	CES 145526

SHIPPER

5. Shipper's Name and Mailing Address
Colonial Pipeline Company
14108 Huntersville-Concord Road
Huntersvile North Carolina 28078
Shipper's Phone:

Shipper's Site Address (if different than mailing address)
Colonial Pipeline Company
14108 Huntersville-Concord Road
Huntersvile North Carolina 28078

6. Transporter 1 Company Name: Covanta Environmental Solutions — U.S. EPA ID Number: PAR000043026

7. Transporter 2 Company Name — U.S. EPA ID Number:

8. Consignee Name and Site Address
Covanta Environmental Solutions LLC
2503 Fayetteville Street
Asheboro NC 27203 (336) 683-0911
Facility's Phone:

U.S. EPA ID Number: NCR000135384

HM	9. Shipping Name and Description	10. Containers No.	10. Containers Type	11. Total Quantity	12. Unit Wt./Vol.	
	1. Non-RCRA, Non-DOT Regulated Material 1B	1	TT	5050	G	PLACARD? None YES ☐ NO ☐
	2.					PLACARD? YES ☐ NO ☐
	3.					PLACARD? YES ☐ NO ☐
	4.					PLACARD? YES ☐ NO ☐

13. Special Handling Instructions and Additional Information
1 5005955 Petroleum Contact Water CWT: N/A PO#:

Trailer # 600
Emergency Response Guide On-L
Site arrival time 8:40
Site departure time 930
www.covanta.com

14. SHIPPER'S CERTIFICATION: I certify the materials are accurately described.
Shipper's/Offeror's Printed/Typed Name: Tim Moyer for Adam Harris @ CPC — Signature: T. L. Moyer — Month 5 Day 8 Year 22

INT'L
15. International Shipments ☐ Import to U.S. ☐ Export from U.S. Port of entry/exit:
Transporter Signature (for exports only): Date leaving U.S.:

TRANSPORTER
16. Transporter Acknowledgment of Receipt of Materials
Transporter 1 Printed/Typed Name: Bobby Jarrett — Signature: Bobby Jarrett — Month 5 Day 8 Year 22
Transporter 2 Printed/Typed Name — Signature — Month Day Year

DESIGNATED CONSIGNEE
17. Discrepancy
17a. Discrepancy Indication Space ☐ Quantity ☐ Type ☐ Residue ☐ Partial Rejection ☐ Full Rejection
Bill of Lading Reference Number:
17b. Alternate Consignee (or Shipper) — U.S. EPA ID Number
Facility's Phone:
17c. Signature of Alternate Consignee (or Shipper) — Month Day Year

18. Designated Receiving Facility Owner or Operator: Certification of receipt of materials covered by the bill of lading except as noted in Item 17a
Printed/Typed Name: Kaline Davis — Signature — Month 5 Day 8 Year 22

COVANTA
Environmental Solutions

RD-43
TR-18
SO281595
~~SO281269~~

Corporate Office
5300 N 33rd St. - Milwaukee, WI 53209
Phone: 800-842-9792 Fax: 414-461-3812

BILL OF LADING

1. Shipper ID Number	2. Page 1 of	3. Emergency Response Phone	4. Tracking Number
NCVSQG		(800) 814-1204	CES 145592

SHIPPER

5. Shipper's Name and Mailing Address
Colonial Pipeline Company
14108 Huntersville-Concord Road
Huntersville North Carolina 28078
Shipper's Phone:

Shipper's Site Address (if different than mailing address)
Colonial Pipeline Company
14108 Huntersville-Concord Road
Huntersville North Carolina 28078

6. Transporter 1 Company Name: Covanta Environmental Solutions
U.S. EPA ID Number: PAR000043026

7. Transporter 2 Company Name:
U.S. EPA ID Number:

8. Consignee Name and Site Address
Covanta Environmental Solutions LLC
2503 Fayetteville Street
Asheboro NC 27203 (336) 683-0911
Facility's Phone:
U.S. EPA ID Number: NCR000135384

HM	9. Shipping Name and Description	10. Containers No.	10. Containers Type	11. Total Quantity	12. Unit Wt./Vol.	
	1. Non-RCRA, Non-DOT Regulated Material (3B)	1	TT	5053	G	PLACARD? YES ☐ NO ☐
	2.					PLACARD? YES ☐ NO ☐
	3.					PLACARD? YES ☐ NO ☐
	4.					PLACARD? YES ☐ NO ☐

13. Special Handling Instructions and Additional Information
1 5005955 Petroleum Contact Water CWT: N/A PO#:

Trailer # TR-18
Emergency Response Guide On-b
Site arrival time 8:20
Site departure time 9:00
www.covanta.com

14. SHIPPER'S CERTIFICATION: I certify the materials are accurately described.
Shipper's/Offeror's Printed/Typed Name: Tim Moyer for Adam Harris @ CPC
Signature: T.Moyer
Month 5 Day 9 Year 22

INT'L

15. International Shipments ☐ Import to U.S. ☐ Export from U.S. Port of entry/exit:
Transporter Signature (for exports only): Date leaving U.S.:

TRANSPORTER

16. Transporter Acknowledgment of Receipt of Materials
Transporter 1 Printed/Typed Name: Bill Johnston
Signature: Bill Johnston
Month 5 Day 9 Year 22
Transporter 2 Printed/Typed Name:
Signature:
Month Day Year

DESIGNATED CONSIGNEE

17. Discrepancy
17a. Discrepancy Indication Space ☐ Quantity ☐ Type ☐ Residue ☐ Partial Rejection ☐ Full Rejection
Bill of Lading Reference Number:
17b. Alternate Consignee (or Shipper)
U.S. EPA ID Number:
Facility's Phone:
17c. Signature of Alternate Consignee (or Shipper)
Month Day Year

18. Designated Receiving Facility Owner or Operator: Certification of receipt of materials covered by the bill of lading except as noted in Item 17a
Printed/Typed Name: Kaline Davis
Signature:
Month 5 Day 9 Year 22

COVANTA
Environmental Solutions

RD-43
TR-18

SO281597

Corporate Office
5300 N 33rd St. - Milwaukee, WI 53209
Phone: 800-842-9792 Fax: 414-461-3812

BILL OF LADING

1. Shipper ID Number	2. Page 1 of	3. Emergency Response Phone	4. Tracking Number
NCVSQG		(800) 814-1204	CES 145527

SHIPPER

5. Shipper's Name and Mailing Address
Colonial Pipeline Company
14108 Huntersville-Concord Road
Huntersvile North Carolina 28078
Shipper's Phone:

Shipper's Site Address (if different than mailing address)
Colonial Pipeline Company
14108 Huntersville-Concord Road
Huntersvile North Carolina 28078

6. Transporter 1 Company Name: Covanta Environmental Solutions
U.S. EPA ID Number: PAR000043026

7. Transporter 2 Company Name:
U.S. EPA ID Number:

8. Consignee Name and Site Address
Covanta Environmental Solutions LLC
2503 Fayetteville Street
Asheboro NC 27203 (336) 683-0911
Facility's Phone:

U.S. EPA ID Number: NCR000135384

HM	9. Shipping Name and Description	10. Containers No.	10. Containers Type	11. Total Quantity	12. Unit Wt./Vol.	
	1. Non-RCRA, Non-DOT Regulated Material 3A	1	TT	5051	G	PLACARD? YES ☐ NO ☐ None
	2.					PLACARD? YES ☐ NO ☐
	3.					PLACARD? YES ☐ NO ☐
	4.					PLACARD? YES ☐ NO ☐

13. Special Handling Instructions and Additional Information
1 5005955 Petroleum Contact Water CWT: N/A PO#:

Trailer # TR-18
Emergency Response Guide On-
Site arrival time 1:30 PM
Site departure time 2:45 PM
www.covanta.com

14. SHIPPER'S CERTIFICATION: I certify the materials are accurately described.

Shipper's/Offeror's Printed/Typed Name: Tim Moyer for Adam Harris@CPC
Signature: T. L. Moya
Month 5 Day 9 Year 22

INT'L

15. International Shipments ☐ Import to U.S. ☐ Export from U.S. Port of entry/exit:
Transporter Signature (for exports only): Date leaving U.S.:

TRANSPORTER

16. Transporter Acknowledgment of Receipt of Materials

Transporter 1 Printed/Typed Name: Bill Johnston
Signature: Bill Johnston
Month 5 Day 9 Year 22

Transporter 2 Printed/Typed Name:
Signature:
Month Day Year

DESIGNATED CONSIGNEE

17. Discrepancy

17a. Discrepancy Indication Space ☐ Quantity ☐ Type ☐ Residue ☐ Partial Rejection ☐ Full Rejection

Bill of Lading Reference Number:

17b. Alternate Consignee (or Shipper)
U.S. EPA ID Number:
Facility's Phone:

17c. Signature of Alternate Consignee (or Shipper)
Month Day Year

18. Designated Receiving Facility Owner or Operator: Certification of receipt of materials covered by the bill of lading except as noted in Item 17a

Printed/Typed Name: Kaline Davis
Signature:
Month 5 Day 9 Year 22

COVANTA
Environmental Solutions

TK # 38

SO281594

Corporate Office
5300 N 33rd St. - Milwaukee, WI 53209
Phone: 800-842-9792 Fax: 414-461-3812

BILL OF LADING

1. Shipper ID Number	2. Page 1 of	3. Emergency Response Phone	4. Tracking Number
NCVSQG		(800) 814-1204	CES 145529

SHIPPER

5. Shipper's Name and Mailing Address
Colonial Pipeline Company
14108 Huntersville-Concord Road
Huntersvile North Carolina 28078
Shipper's Phone:

Shipper's Site Address (if different than mailing address)
Colonial Pipeline Company
14108 Huntersville-Concord Road
Huntersvile North Carolina 28078

6. Transporter 1 Company Name: Covanta Environmental Solutions
U.S. EPA ID Number: PAR000043026

7. Transporter 2 Company Name:
U.S. EPA ID Number:

8. Consignee Name and Site Address
Covanta Environmental Solutions LLC
2503 Fayetteville Street
Asheboro NC 27203 (336) 683-0911
Facility's Phone:
U.S. EPA ID Number: NCR000135384

HM	9. Shipping Name and Description	10. Containers No.	10. Containers Type	11. Total Quantity	12. Unit Wt./Vol.	
	1. Non-RCRA, Non-DOT Regulated Material 2A	1	TT	5054	G	PLACARD? YES ☐ NO ☐ None
	2.					PLACARD? YES ☐ NO ☐
	3.					PLACARD? YES ☐ NO ☐
	4.					PLACARD? YES ☐ NO ☐

13. Special Handling Instructions and Additional Information
1 5005955 Petroleum Contact Water CWT: N/A PO#:

Trailer # 600
Emergency Response Guide On-I
Site arrival time 11:30
Site departure tim 1215
www.covanta.com

14. SHIPPER'S CERTIFICATION: I certify the materials are accurately described.
Shipper's/Offeror's Printed/Typed Name: Tim Moyer for Adam Harris@ CPC
Signature: J. L. Moyer
Month 5 Day 9 Year 22

INT'L

15. International Shipments ☐ Import to U.S. ☐ Export from U.S. Port of entry/exit:
Transporter Signature (for exports only): Date leaving U.S.:

TRANSPORTER

16. Transporter Acknowledgment of Receipt of Materials
Transporter 1 Printed/Typed Name: Bobby Jarrett
Signature: Bobby Jarrett
Month 5 Day 9 Year 22
Transporter 2 Printed/Typed Name:
Signature:
Month Day Year

DESIGNATED CONSIGNEE

17. Discrepancy
17a. Discrepancy Indication Space ☐ Quantity ☐ Type ☐ Residue ☐ Partial Rejection ☐ Full Rejection
Bill of Lading Reference Number:
17b. Alternate Consignee (or Shipper)
U.S. EPA ID Number:
Facility's Phone:
17c. Signature of Alternate Consignee (or Shipper)
Month Day Year

18. Designated Receiving Facility Owner or Operator: Certification of receipt of materials covered by the bill of lading except as noted in Item 17a
Printed/Typed Name: Kaline Davis
Signature:
Month 5 Day 9 Year 22

COVANTA
Environmental Solutions

RD-43
TR-18

~~SO281270~~ SO281596

Corporate Office
5300 N 33rd St. - Milwaukee, WI 53209
Phone: 800-842-9792 Fax: 414-461-3812

BILL OF LADING

1. Shipper ID Number	2. Page 1 of	3. Emergency Response Phone	4. Tracking Number
NCVSQG		(800) 814-1204	CES 145635

SHIPPER

5. Shipper's Name and Mailing Address
Colonial Pipeline Company
14108 Huntersville-Concord Road
Huntersvile North Carolina 28078
Shipper's Phone:

Shipper's Site Address (if different than mailing address)
Colonial Pipeline Company
14108 Huntersville-Concord Road
Huntersvile North Carolina 28078

6. Transporter 1 Company Name: Covanta Environmental Solutions
U.S. EPA ID Number: PAR000043026

7. Transporter 2 Company Name:
U.S. EPA ID Number:

8. Consignee Name and Site Address
Covanta Environmental Solutions LLC
2503 Fayetteville Street
Asheboro NC 27203 (336) 683-0911
Facility's Phone:
U.S. EPA ID Number: NCR000135384

HM	9. Shipping Name and Description	10. Containers No.	10. Containers Type	11. Total Quantity	12. Unit Wt./Vol.	
	1. Non-RCRA, Non-DOT Regulated Material IB 2050 3B 3002	1	TT	5052	G	PLACARD? YES ☐ NO ☐ None
	2.					PLACARD? YES ☐ NO ☐
	3.					PLACARD? YES ☐ NO ☐
	4.					PLACARD? YES ☐ NO ☐

13. Special Handling Instructions and Additional Information
1 5005955 Petroleum Contact Water CWT: N/A PO#:

Trailer # TR-18
Emergency Response Guide On-b
Site arrival time 1050
Site departure time 1140
www.covanta.com

14. SHIPPER'S CERTIFICATION: I certify the materials are accurately described.
Shipper's/Offeror's Printed/Typed Name: Tim Meyer for Adam Harris @ CPC
Signature: T. L Meyer
Month 5 Day 9 Year 22

INT'L
15. International Shipments ☐ Import to U.S. ☐ Export from U.S. Port of entry/exit:
Transporter Signature (for exports only): Date leaving U.S.:

TRANSPORTER
16. Transporter Acknowledgment of Receipt of Materials
Transporter 1 Printed/Typed Name: Bill Johnston
Signature: Bill Johnston
Month 5 Day 9 Year 22
Transporter 2 Printed/Typed Name:
Signature:
Month Day Year

DESIGNATED CONSIGNEE
17. Discrepancy
17a. Discrepancy Indication Space ☐ Quantity ☐ Type ☐ Residue ☐ Partial Rejection ☐ Full Rejection
Bill of Lading Reference Number:
17b. Alternate Consignee (or Shipper)
U.S. EPA ID Number:
Facility's Phone:
17c. Signature of Alternate Consignee (or Shipper)
Month Day Year

18. Designated Receiving Facility Owner or Operator: Certification of receipt of materials covered by the bill of lading except as noted in Item 17a
Printed/Typed Name: Kaline Davis
Signature:
Month 5 Day 9 Year 22

COVANTA
Environmental Solutions

3

TK# 38

SO282736

Corporate Office
5300 N 33rd St. - Milwaukee, WI 53209
Phone: 800-842-9792 Fax: 414-461-3812

BILL OF LADING

1. Shipper ID Number	2. Page 1 of	3. Emergency Response Phone	4. Tracking Number
NCVSQG		(800) 814-1204	CES 145545

SHIPPER

5. Shipper's Name and Mailing Address
Colonial Pipeline Company
14108 Huntersville-Concord Road
Huntersvile North Carolina 28078
Shipper's Phone:

Shipper's Site Address (if different than mailing address)
Colonial Pipeline Company
14108 Huntersville-Concord Road
Huntersvile North Carolina 28078

6. Transporter 1 Company Name: Covanta Environmental Solutions
U.S. EPA ID Number: PAR000043026

7. Transporter 2 Company Name:
U.S. EPA ID Number:

8. Consignee Name and Site Address
Covanta Environmental Solutions LLC
2503 Fayetteville Street
Asheboro NC 27203 (336) 683-0911
Facility's Phone:
U.S. EPA ID Number: NCR000135384

HM	9. Shipping Name and Description	10. Containers No.	10. Containers Type	11. Total Quantity	12. Unit Wt./Vol.	
	1. Non-RCRA, Non-DOT Regulated Material 2A 853 2B 4003 Tanks 25 Totes 150	1	TT	5031	G	PLACARD? YES ☐ NO ☐ None
	2.					PLACARD? YES ☐ NO ☐
	3.					PLACARD? YES ☐ NO ☐
	4.					PLACARD? YES ☐ NO ☐

13. Special Handling Instructions and Additional Information
1 5005955 Petroleum Contact Water CWT: N/A PO#:

Trailer # 60
Emergency Response Guide On-bo
Site arrival time 12 45
Site departure time 2:30
www.covanta.com

14. SHIPPER'S CERTIFICATION: I certify the materials are accurately described.
Shipper's/Offeror's Printed/Typed Name: Tim Mayer for Adam Harris @ CPC
Signature: T.L-Mayer
Month 5 Day 10 Year 22

INT'L

15. International Shipments ☐ Import to U.S. ☐ Export from U.S. Port of entry/exit:
Transporter Signature (for exports only): Date leaving U.S.:

TRANSPORTER

16. Transporter Acknowledgment of Receipt of Materials
Transporter 1 Printed/Typed Name: Bobby Jarrett
Signature: Bobby Jarrett
Month 5 Day 10 Year 22
Transporter 2 Printed/Typed Name:
Signature:
Month Day Year

DESIGNATED CONSIGNEE

17. Discrepancy
17a. Discrepancy Indication Space ☐ Quantity ☐ Type ☐ Residue ☐ Partial Rejection ☐ Full Rejection
Bill of Lading Reference Number:
17b. Alternate Consignee (or Shipper)
U.S. EPA ID Number:
Facility's Phone:
17c. Signature of Alternate Consignee (or Shipper)
Month Day Year

18. Designated Receiving Facility Owner or Operator: Certification of receipt of materials covered by the bill of lading except as noted in Item 17a
Printed/Typed Name: Kaline Davis
Signature:
Month Day Year

COVANTA 3
Environmental Solutions

RD-43
TR-18

SO282734

Corporate Office
5300 N 33rd St. - Milwaukee, WI 53209
Phone: 800-842-9792 Fax: 414-461-3812

BILL OF LADING	1. Shipper ID Number	2. Page 1 of	3. Emergency Response Phone	4. Tracking Number
	NCVSQG		(800) 814-1204	CES 145544

SHIPPER

5. Shipper's Name and Mailing Address
Colonial Pipeline Company
14108 Huntersville-Concord Road
Huntersvile North Carolina 28078
Shipper's Phone:

Shipper's Site Address (if different than mailing address)
Colonial Pipeline Company
14108 Huntersville-Concord Road
Huntersvile North Carolina 28078

6. Transporter 1 Company Name: Covanta Environmental Solutions
U.S. EPA ID Number: PAR000043026

7. Transporter 2 Company Name:
U.S. EPA ID Number:

8. Consignee Name and Site Address
Covanta Environmental Solutions LLC
2503 Fayetteville Street
Asheboro NC 27203 (336) 683-0911
Facility's Phone:
U.S. EPA ID Number: NCR000135384

HM	9. Shipping Name and Description	10. Containers No.	10. Containers Type	11. Total Quantity	12. Unit Wt./Vol.	
	1. Non-RCRA, Non-DOT Regulated Material ~~1A~~	1	TT	4792	G	PLACARD? YES ☐ NO ☐ None
	2.					PLACARD? YES ☐ NO ☐
	3.					PLACARD? YES ☐ NO ☐
	4.					PLACARD? YES ☐ NO ☐

13. Special Handling Instructions and Additional Information
1 5005955 Petroleum Contact Water CWT: N/A PO#:

Trailer # TR-18
Emergency Response Guide #180
Site arrival time 11:50 AM
Site departure time 1230
www.covanta.com

14. SHIPPER'S CERTIFICATION: I certify the materials are accurately described.
Shipper's/Offeror's Printed/Typed Name: Tim Moyer for Adam Harris@ CPC
Signature: T. L. Moyer
Month 5 Day 10 Year 22

INT'L

15. International Shipments ☐ Import to U.S. ☐ Export from U.S. Port of entry/exit:
Transporter Signature (for exports only): Date leaving U.S.:

TRANSPORTER

16. Transporter Acknowledgment of Receipt of Materials
Transporter 1 Printed/Typed Name: Bill Johnston
Signature: Bill Johnston
Month 5 Day 10 Year 22

Transporter 2 Printed/Typed Name:
Signature:
Month Day Year

DESIGNATED CONSIGNEE

17. Discrepancy
17a. Discrepancy Indication Space ☐ Quantity ☐ Type ☐ Residue ☐ Partial Rejection ☐ Full Rejection
Bill of Lading Reference Number:

17b. Alternate Consignee (or Shipper)
U.S. EPA ID Number:
Facility's Phone:

17c. Signature of Alternate Consignee (or Shipper)
Month Day Year

18. Designated Receiving Facility Owner or Operator: Certification of receipt of materials covered by the bill of lading except as noted in Item 17a
Printed/Typed Name: Kaline Davis
Signature:
Month 5 Day 10 Year 22

COVANTA
Environmental Solutions

TK# 38

Corporate Office
5300 N 33rd St. - Milwaukee, WI 53209
Phone: 800-842-9792 Fax: 414-461-3812

BILL OF LADING

1. Shipper ID Number	2. Page 1 of	3. Emergency Response Phone	4. Tracking Number
NCVSQG		SQ282732 (800) 814-1204	CES 145551

SHIPPER

5. Shipper's Name and Mailing Address
Colonial Pipeline Company
14108 Huntersville-Concord Road
Huntersvile North Carolina 28078
Shipper's Phone:

Shipper's Site Address (if different than mailing address)
Colonial Pipeline Company
14108 Huntersville-Concord Road
Huntersvile North Carolina 28078

6. Transporter 1 Company Name: Covanta Environmental Solutions — U.S. EPA ID Number: PAR000043026

7. Transporter 2 Company Name — U.S. EPA ID Number

8. Consignee Name and Site Address
Covanta Environmental Solutions LLC
2503 Fayetteville Street
Asheboro NC 27203 (336) 683-0911
Facility's Phone:

U.S. EPA ID Number: NCR000135384

HM	9. Shipping Name and Description	10. Containers No.	10. Containers Type	11. Total Quantity	12. Unit Wt./Vol.	
	1. Non-RCRA, Non-DOT Regulated Material 1A	1	TT	5050	G	PLACARD? YES ☐ NO ☐ None
	2.					PLACARD? YES ☐ NO ☐
	3.					PLACARD? YES ☐ NO ☐
	4.					PLACARD? YES ☐ NO ☐

13. Special Handling Instructions and Additional Information
1 5005955 Petroleum Contact Water CWT: N/A PO#:

Trailer # 60
Emergency Response Guide On-boar
Site arrival time 825
Site departure time 900
www.covanta.com

14. SHIPPER'S CERTIFICATION: I certify the materials are accurately described.

Shipper's/Offeror's Printed/Typed Name: Tim Moyer for Adam Harris @ CPC — Signature: T.L. Moya — Month 5 Day 10 Year 22

INT'L

15. International Shipments ☐ Import to U.S. ☐ Export from U.S. Port of entry/exit:
Transporter Signature (for exports only): Date leaving U.S.:

TRANSPORTER

16. Transporter Acknowledgment of Receipt of Materials

Transporter 1 Printed/Typed Name: Bobby Jarnett — Signature: Bobby Jarnett — Month 5 Day 10 Year 22

Transporter 2 Printed/Typed Name — Signature — Month Day Year

DESIGNATED CONSIGNEE

17. Discrepancy

17a. Discrepancy Indication Space ☐ Quantity ☐ Type ☐ Residue ☐ Partial Rejection ☐ Full Rejection

Bill of Lading Reference Number:

17b. Alternate Consignee (or Shipper) — U.S. EPA ID Number

Facility's Phone:

17c. Signature of Alternate Consignee (or Shipper) — Month Day Year

18. Designated Receiving Facility Owner or Operator: Certification of receipt of materials covered by the bill of lading except as noted in Item 17a

Printed/Typed Name: Kaline Davis — Signature: Kaline Davis — Month 5 Day 10 Year 22

COVANTA
Environmental Solutions

RD-43
TR-18

SO282730
~~SO282549~~

Corporate Office
5300 N 33rd St. - Milwaukee, WI 53209
Phone: 800-842-9792 Fax: 414-461-3812

BILL OF LADING

1. Shipper ID Number	2. Page 1 of	3. Emergency Response Phone	4. Tracking Number
NCVSQG		(800) 814-1204	CES 145531

SHIPPER

5. Shipper's Name and Mailing Address
Colonial Pipeline Company
14108 Huntersville-Concord Road
Huntersvile North Carolina 28078
Shipper's Phone:

Shipper's Site Address (if different than mailing address)
Colonial Pipeline Company
14108 Huntersville-Concord Road
Huntersvile North Carolina 28078

6. Transporter 1 Company Name: Covanta Environmental Solutions
U.S. EPA ID Number: PAR000043026

7. Transporter 2 Company Name:
U.S. EPA ID Number:

8. Consignee Name and Site Address
Covanta Environmental Solutions LLC
2503 Fayetteville Street
Asheboro NC 27203 (336) 683-0911
Facility's Phone:
U.S. EPA ID Number: NCR000135384

HM	9. Shipping Name and Description	10. Containers No.	10. Containers Type	11. Total Quantity	12. Unit Wt./Vol.	
	1. Non-RCRA, Non-DOT Regulated Material 3B	1	TT	5052	G	PLACARD? YES ☐ NO ☐ None
	2.					PLACARD? YES ☐ NO ☐
	3.					PLACARD? YES ☐ NO ☐
	4.					PLACARD? YES ☐ NO ☐

13. Special Handling Instructions and Additional Information
1 5005955 Petroleum Contact Water CWT: N/A PO#:

Trailer # TR-18
Emergency Response Guide On-
Site arrival time 7:50
Site departure time 8:20
www.covanta.com

14. SHIPPER'S CERTIFICATION: I certify the materials are accurately described.

Shipper's/Offeror's Printed/Typed Name	Signature	Month	Day	Year
Tim Moyer for Adam Harris @ CPC	J.L. Moyer	5	10	22

INT'L

15. International Shipments ☐ Import to U.S. ☐ Export from U.S. Port of entry/exit:
Transporter Signature (for exports only): Date leaving U.S.:

TRANSPORTER

16. Transporter Acknowledgment of Receipt of Materials

Transporter 1 Printed/Typed Name	Signature	Month	Day	Year
Bill Johnston	Bill Johnston	5	10	22
Transporter 2 Printed/Typed Name	Signature	Month	Day	Year

DESIGNATED CONSIGNEE

17. Discrepancy

17a. Discrepancy Indication Space ☐ Quantity ☐ Type ☐ Residue ☐ Partial Rejection ☐ Full Rejection

Bill of Lading Reference Number:

17b. Alternate Consignee (or Shipper)
U.S. EPA ID Number:
Facility's Phone:

17c. Signature of Alternate Consignee (or Shipper) Month Day Year

18. Designated Receiving Facility Owner or Operator: Certification of receipt of materials covered by the bill of lading except as noted in Item 17a

Printed/Typed Name	Signature	Month	Day	Year
Kaline Davis		5	10	22

COVANTA
Environmental Solutions

TK# 38

SO282744

Corporate Office
5300 N 33rd St. - Milwaukee, WI 53209
Phone: 800-842-9792 Fax: 414-461-3812

BILL OF LADING

1. Shipper ID Number	2. Page 1 of	3. Emergency Response Phone	4. Tracking Number
NCVSQG		(800) 814-1204	CES 145693

SHIPPER

5. Shipper's Name and Mailing Address
Colonial Pipeline Company
14108 Huntersville-Concord Road
Huntersvile North Carolina 28078
Shipper's Phone:

Shipper's Site Address (if different than mailing address)
Colonial Pipeline Company
14108 Huntersville-Concord Road
Huntersvile North Carolina 28078

6. Transporter 1 Company Name: Covanta Environmental Solutions
U.S. EPA ID Number: PAR000043026

7. Transporter 2 Company Name:
U.S. EPA ID Number:

8. Consignee Name and Site Address
Covanta Environmental Solutions LLC
2503 Fayetteville Street
Asheboro NC 27203 (336) 683-0911
Facility's Phone:
U.S. EPA ID Number: NCR000135384

HM	9. Shipping Name and Description	10. Containers No.	10. Containers Type	11. Total Quantity	12. Unit Wt./Vol.	
	1. Non-RCRA, Non-DOT Regulated Material 3A	1	TT	5052	G	PLACARD? YES ☐ NO ☐ None
	2.					PLACARD? YES ☐ NO ☐
	3.					PLACARD? YES ☐ NO ☐
	4.					PLACARD? YES ☐ NO ☐

13. Special Handling Instructions and Additional Information
1 5005955 Petroleum Contact Water CWT: N/A PO#:

Trailer # 600
Emergency Response Guide On-bo
Site arrival time 1050
Site departure time 1130
www.covanta.com

14. SHIPPER'S CERTIFICATION: I certify the materials are accurately described.

Shipper's/Offeror's Printed/Typed Name: Tim Moyer for Adam Harris @ CPC
Signature: T. M. Moyer
Month 5 Day 11 Year 22

INT'L

15. International Shipments ☐ Import to U.S. ☐ Export from U.S. Port of entry/exit:
Transporter Signature (for exports only): Date leaving U.S.:

TRANSPORTER

16. Transporter Acknowledgment of Receipt of Materials

Transporter 1 Printed/Typed Name: Bobby Jarrett
Signature: Bobby Jarrett
Month 5 Day 11 Year 22

Transporter 2 Printed/Typed Name:
Signature:
Month Day Year

DESIGNATED CONSIGNEE

17. Discrepancy

17a. Discrepancy Indication Space ☐ Quantity ☐ Type ☐ Residue ☐ Partial Rejection ☐ Full Rejection

Bill of Lading Reference Number:

17b. Alternate Consignee (or Shipper)
U.S. EPA ID Number:
Facility's Phone:

17c. Signature of Alternate Consignee (or Shipper)
Month Day Year

18. Designated Receiving Facility Owner or Operator: Certification of receipt of materials covered by the bill of lading except as noted in Item 17a

Printed/Typed Name: Kaline Davis
Signature:
Month 5 Day 11 Year 22

COVANTA
Environmental Solutions

RD-40
TR-18

SO282750

Corporate Office
5300 N 33rd St. - Milwaukee, WI 53209
Phone: 800-842-9792 Fax: 414-461-3812

BILL OF LADING

1. Shipper ID Number	2. Page 1 of	3. Emergency Response Phone	4. Tracking Number
NCVSQG		(800) 814-1204	CES 145694

SHIPPER

5. Shipper's Name and Mailing Address
Colonial Pipeline Company
14108 Huntersville-Concord Road
Huntersvile North Carolina 28078
Shipper's Phone:

Shipper's Site Address (if different than mailing address)
Colonial Pipeline Company
14108 Huntersville-Concord Road
Huntersvile North Carolina 28078

6. Transporter 1 Company Name: Covanta Environmental Solutions
U.S. EPA ID Number: PAR000043026

7. Transporter 2 Company Name:
U.S. EPA ID Number:

8. Consignee Name and Site Address
Covanta Environmental Solutions LLC
2503 Fayetteville Street
Asheboro NC 27203 (336) 683-0911
Facility's Phone:
U.S. EPA ID Number: NCR000135384

HM	9. Shipping Name and Description	10. Containers No.	10. Containers Type	11. Total Quantity	12. Unit Wt./Vol.	
	1. Non-RCRA, Non-DOT Regulated Material 1B	1	TT	5051	G	PLACARD? YES ☐ NO ☒ None
	2.					PLACARD? YES ☐ NO ☐
	3.					PLACARD? YES ☐ NO ☐
	4.					PLACARD? YES ☐ NO ☐

13. Special Handling Instructions and Additional Information
1 5005955 Petroleum Contact Water CWT: N/A PO#:

Trailer # TR-18
Emergency Response Guide On-bo
Site arrival time 9:35 AM
Site departure time 0910
www.covanta.com

14. SHIPPER'S CERTIFICATION: I certify the materials are accurately described.

Shipper's/Offeror's Printed/Typed Name	Signature	Month	Day	Year
Tim Moyer For Adam Harris @ CPC	T. L. Moyer	5	11	22

INT'L

15. International Shipments ☐ Import to U.S. ☐ Export from U.S. Port of entry/exit:
Transporter Signature (for exports only): Date leaving U.S.:

TRANSPORTER

16. Transporter Acknowledgment of Receipt of Materials

Transporter 1 Printed/Typed Name	Signature	Month	Day	Year
Bill Johnston	Bill Johnston	5	11	22
Transporter 2 Printed/Typed Name	Signature	Month	Day	Year

DESIGNATED CONSIGNEE

17. Discrepancy

17a. Discrepancy Indication Space ☐ Quantity ☐ Type ☐ Residue ☐ Partial Rejection ☐ Full Rejection

Bill of Lading Reference Number:

17b. Alternate Consignee (or Shipper)
U.S. EPA ID Number:
Facility's Phone:

17c. Signature of Alternate Consignee (or Shipper) | Month | Day | Year |

18. Designated Receiving Facility Owner or Operator: Certification of receipt of materials covered by the bill of lading except as noted in Item 17a

Printed/Typed Name	Signature	Month	Day	Year
Kaline Davis		5	11	22

COVANTA
Environmental Solutions

T/C # ~~60~~ 38 SO282737

Corporate Office
5300 N 33rd St. - Milwaukee, WI 53209
Phone: 800-842-9792 Fax: 414-461-3812

BILL OF LADING

1. Shipper ID Number	2. Page 1 of	3. Emergency Response Phone	4. Tracking Number
NCVSQG		(800) 814-1204	CES 145692

SHIPPER

5. Shipper's Name and Mailing Address
Colonial Pipeline Company
14108 Huntersville-Concord Road
Huntersvile North Carolina 28078
Shipper's Phone:

Shipper's Site Address (if different than mailing address)
Colonial Pipeline Company
14108 Huntersville-Concord Road
Huntersvile North Carolina 28078

6. Transporter 1 Company Name: Covanta Environmental Solutions
U.S. EPA ID Number: PAR000043026

7. Transporter 2 Company Name:
U.S. EPA ID Number:

8. Consignee Name and Site Address
Covanta Environmental Solutions LLC
2503 Fayetteville Street
Asheboro NC 27203 (336) 683-0911
Facility's Phone:
U.S. EPA ID Number: NCR000135384

HM	9. Shipping Name and Description	10. Containers No.	10. Containers Type	11. Total Quantity	12. Unit Wt./Vol.	
	1. Non-RCRA, Non-DOT Regulated Material 3A	1	TT	5052	G	PLACARD? YES ☐ NO ☒ None
	2.					PLACARD? YES ☐ NO ☐
	3.					PLACARD? YES ☐ NO ☐
	4.					PLACARD? YES ☐ NO ☐

13. Special Handling Instructions and Additional Information
1 5005955 Petroleum Contact Water CWT: N/A PO#:

Trailer # 60
Emergency Response Guide Co-bo
Site arrival time 805
Site departure time 835
www.covanta.com

14. SHIPPER'S CERTIFICATION: I certify the materials are accurately described.

Shipper's/Offeror's Printed/Typed Name: Tim Moyer for Adam Harris@CPC
Signature: T. L. Moy
Month 5 Day 11 Year 22

INT'L

15. International Shipments ☐ Import to U.S. ☐ Export from U.S. Port of entry/exit:
Transporter Signature (for exports only): Date leaving U.S.:

TRANSPORTER

16. Transporter Acknowledgment of Receipt of Materials

Transporter 1 Printed/Typed Name: Bobby Jarrett
Signature: Bobby Jarrett
Month 5 Day 11 Year 22

Transporter 2 Printed/Typed Name:
Signature:
Month Day Year

DESIGNATED CONSIGNEE

17. Discrepancy

17a. Discrepancy Indication Space ☐ Quantity ☐ Type ☐ Residue ☐ Partial Rejection ☐ Full Rejection

Bill of Lading Reference Number:

17b. Alternate Consignee (or Shipper)
U.S. EPA ID Number:
Facility's Phone:

17c. Signature of Alternate Consignee (or Shipper)
Month Day Year

18. Designated Receiving Facility Owner or Operator: Certification of receipt of materials covered by the bill of lading except as noted in Item 17a

Printed/Typed Name: Kaline Davis
Signature:
Month 5 Day 11 Year 22

COVANTA
Environmental Solutions

TK 438 SO282754

Corporate Office
5300 N 33rd St. - Milwaukee, WI 53209
Phone: 800-842-9792 Fax: 414-461-3812

BILL OF LADING

1. Shipper ID Number	2. Page 1 of	3. Emergency Response Phone	4. Tracking Number
NCVSQG		(800) 814-1204	CES 145704

SHIPPER

5. Shipper's Name and Mailing Address
Colonial Pipeline Company
14108 Huntersville-Concord Road
Huntersville North Carolina 28078
Shipper's Phone:

Shipper's Site Address (if different than mailing address)
Colonial Pipeline Company
14108 Huntersville-Concord Road
Huntersville North Carolina 28078

6. Transporter 1 Company Name: Covanta Environmental Solutions
U.S. EPA ID Number: PAR000043026

7. Transporter 2 Company Name:
U.S. EPA ID Number:

8. Consignee Name and Site Address
Covanta Environmental Solutions LLC
2503 Fayetteville Street
Asheboro NC 27203 (336) 683-0911
Facility's Phone:
U.S. EPA ID Number: NCR000135384

HM	9. Shipping Name and Description	10. Containers No.	10. Containers Type	11. Total Quantity	12. Unit Wt./Vol.	
	1. Non-RCRA, Non-DOT Regulated Material 1B	1	TT	5051	G	PLACARD? YES ☐ NO ☐ None
	2.					PLACARD? YES ☐ NO ☐
	3.					PLACARD? YES ☐ NO ☐
	4.					PLACARD? YES ☐ NO ☐

13. Special Handling Instructions and Additional Information
1 5005955 Petroleum Contact Water CWT: N/A PO#:

Trailer # 600
Emergency Response Guide On-boa
Site arrival time 8:30
Site departure time 0910
www.covanta.com

14. SHIPPER'S CERTIFICATION: I certify the materials are accurately described.
Shipper's/Offeror's Printed/Typed Name: Tim Moyer for Adam Harris@CPC
Signature: T. L. Moy
Month 5 Day 12 Year 22

INT'L
15. International Shipments ☐ Import to U.S. ☐ Export from U.S. Port of entry/exit:
Transporter Signature (for exports only): Date leaving U.S.:

TRANSPORTER
16. Transporter Acknowledgment of Receipt of Materials
Transporter 1 Printed/Typed Name: Bobby Jarnett
Signature: Bobby Jarnett
Month 5 Day 12 Year 22
Transporter 2 Printed/Typed Name:
Signature:
Month Day Year

DESIGNATED CONSIGNEE
17. Discrepancy
17a. Discrepancy Indication Space ☐ Quantity ☐ Type ☐ Residue ☐ Partial Rejection ☐ Full Rejection
Bill of Lading Reference Number:
17b. Alternate Consignee (or Shipper)
U.S. EPA ID Number:
Facility's Phone:
17c. Signature of Alternate Consignee (or Shipper)
Month Day Year

18. Designated Receiving Facility Owner or Operator: Certification of receipt of materials covered by the bill of lading except as noted in Item 17a
Printed/Typed Name: Kaline Davis
Signature:
Month 5 Day 12 Year 22

COVANTA
Environmental Solutions

RD-40
TR-18

SO282757

Corporate Office
5300 N 33rd St. - Milwaukee, WI 53209
Phone: 800-842-9792 Fax: 414-461-3812

BILL OF LADING

1. Shipper ID Number	2. Page 1 of	3. Emergency Response Phone	4. Tracking Number
NCVSQG		(800) 814-1204	CES 145710

SHIPPER

5. Shipper's Name and Mailing Address
Colonial Pipeline Company
14108 Huntersville-Concord Road
Huntersvile North Carolina 28078
Shipper's Phone:

Shipper's Site Address (if different than mailing address)
Colonial Pipeline Company
14108 Huntersville-Concord Road
Huntersvile North Carolina 28078

6. Transporter 1 Company Name: Covanta Environmental Solutions
U.S. EPA ID Number: PAR000043026

7. Transporter 2 Company Name:
U.S. EPA ID Number:

8. Consignee Name and Site Address
Covanta Environmental Solutions LLC
2503 Fayetteville Street
Asheboro NC 27203 (336) 683-0911
Facility's Phone:
U.S. EPA ID Number: NCR000135384

HM	9. Shipping Name and Description	10. Containers No.	10. Containers Type	11. Total Quantity	12. Unit Wt./Vol.	
	1. Non-RCRA, Non-DOT Regulated Material (3B)	1	TT	5051	G	PLACARD? YES ☐ NO ☐ None
	2.					PLACARD? YES ☐ NO ☐
	3.					PLACARD? YES ☐ NO ☐
	4.					PLACARD? YES ☐ NO ☐

13. Special Handling Instructions and Additional Information
1 5005955 Petroleum Contact Water CWT: N/A PO#:

Trailer # TR-18
Emergency Response Guide On-boa
Site arrival time 8:00 AM
Site departure time 8:30 AM
www.covanta.com

14. SHIPPER'S CERTIFICATION: I certify the materials are accurately described.

Shipper's/Offeror's Printed/Typed Name: Tim Moyer for Adam Harris @ CPC
Signature: T. L. Moy
Month 5 Day 12 Year 22

INT'L

15. International Shipments ☐ Import to U.S. ☐ Export from U.S. Port of entry/exit:
Transporter Signature (for exports only): Date leaving U.S.:

TRANSPORTER

16. Transporter Acknowledgment of Receipt of Materials

Transporter 1 Printed/Typed Name: Bill Johnston
Signature: Bill Johnston
Month 5 Day 12 Year 22

Transporter 2 Printed/Typed Name:
Signature:
Month Day Year

DESIGNATED CONSIGNEE

17. Discrepancy

17a. Discrepancy Indication Space ☐ Quantity ☐ Type ☐ Residue ☐ Partial Rejection ☐ Full Rejection

Bill of Lading Reference Number:

17b. Alternate Consignee (or Shipper)
U.S. EPA ID Number:
Facility's Phone:

17c. Signature of Alternate Consignee (or Shipper)
Month Day Year

18. Designated Receiving Facility Owner or Operator: Certification of receipt of materials covered by the bill of lading except as noted in Item 17a

Printed/Typed Name: Kaline Davis
Signature:
Month 5 Day 12 Year 22

COVANTA
Environmental Solutions

TK# 38 SO282761

Corporate Office
5300 N 33rd St. - Milwaukee, WI 53209
Phone: 800-842-9792 Fax: 414-461-3812

BILL OF LADING

1. Shipper ID Number	2. Page 1 of	3. Emergency Response Phone	4. Tracking Number
NCVSQG		(800) 814-1204	CES 145700

SHIPPER

5. Shipper's Name and Mailing Address
Colonial Pipeline Company
14108 Huntersville-Concord Road
Huntersvile North Carolina 28078
Shipper's Phone:

Shipper's Site Address (if different than mailing address)
Colonial Pipeline Company
14108 Huntersville-Concord Road
Huntersvile North Carolina 28078

6. Transporter 1 Company Name: Covanta Environmental Solutions
U.S. EPA ID Number: PAR000043026

7. Transporter 2 Company Name:
U.S. EPA ID Number:

8. Consignee Name and Site Address
Covanta Environmental Solutions LLC
2503 Fayetteville Street
Asheboro NC 27203 (336) 683-0911
Facility's Phone:
U.S. EPA ID Number: NCR000135384

HM	9. Shipping Name and Description	10. Containers No.	10. Containers Type	11. Total Quantity	12. Unit Wt./Vol.	
	1. Non-RCRA, Non-DOT Regulated Material 1B VAC ZONE 1	1	TT	40 4960 5000	G	PLACARD? YES ☐ NO ☐ None
	2.					PLACARD? YES ☐ NO ☐
	3.					PLACARD? YES ☐ NO ☐
	4.					PLACARD? YES ☐ NO ☐

13. Special Handling Instructions and Additional Information
1 5005955 Petroleum Contact Water CWT: N/A PO#:

Trailer # 600
Emergency Response Guide On-bo
Site arrival time 1245
Site departure time 1335
www.covanta.com

14. SHIPPER'S CERTIFICATION: I certify the materials are accurately described.

Shipper's/Offeror's Printed/Typed Name	Signature	Month	Day	Year
Tim Moyer for Adam Harris@CPL	J.L-Moy	5	22	22

INT'L

15. International Shipments ☐ Import to U.S. ☐ Export from U.S. Port of entry/exit:
Transporter Signature (for exports only): Date leaving U.S.:

TRANSPORTER

16. Transporter Acknowledgment of Receipt of Materials

Transporter 1 Printed/Typed Name	Signature	Month	Day	Year
Bobby Jarrett	Bobby Jarrett	5	12	22
Transporter 2 Printed/Typed Name	Signature	Month	Day	Year

DESIGNATED CONSIGNEE

17. Discrepancy

17a. Discrepancy Indication Space ☐ Quantity ☐ Type ☐ Residue ☐ Partial Rejection ☐ Full Rejection

Bill of Lading Reference Number:

17b. Alternate Consignee (or Shipper)
U.S. EPA ID Number:
Facility's Phone:

17c. Signature of Alternate Consignee (or Shipper)

Month	Day	Year

18. Designated Receiving Facility Owner or Operator: Certification of receipt of materials covered by the bill of lading except as noted in Item 17a

Printed/Typed Name	Signature	Month	Day	Year
Kaline Davis	Kaline Davis	5	12	22

COVANTA
Enviromental Solutions

RD-40
SO282774 TR-18

Corporate Office
5300 N 33rd St. - Milwaukee, WI 53209
Phone: 800-842-9792 Fax: 414-461-3812

BILL OF LADING

1. Shipper ID Number	2. Page 1 of	3. Emergency Response Phone	4. Tracking Number
NCVSQG		(800) 814-1204	CES 145701

SHIPPER

5. Shipper's Name and Mailing Address
Colonial Pipeline Company
14108 Huntersville-Concord Road
Huntersvile North Carolina 28078
Shipper's Phone:

Shipper's Site Address (if different than mailing address)
Colonial Pipeline Company
14108 Huntersville-Concord Road
Huntersvile North Carolina 28078

6. Transporter 1 Company Name: Covanta Environmental Solutions — U.S. EPA ID Number: PAR000043026

7. Transporter 2 Company Name — U.S. EPA ID Number:

8. Consignee Name and Site Address
Covanta Environmental Solutions LLC
2503 Fayetteville Street
Asheboro NC 27203 (336) 683-0911
Facility's Phone:

U.S. EPA ID Number: NCR000135384

HM	9. Shipping Name and Description	10. Containers No.	10. Containers Type	11. Total Quantity	12. Unit Wt./Vol.	
	1. Non-RCRA, Non-DOT Regulated Material (3B)	1	TT	5052	G	PLACARD? YES ☐ NO ☒ None
	2.					PLACARD? YES ☐ NO ☐
	3.					PLACARD? YES ☐ NO ☐
	4.					PLACARD? YES ☐ NO ☐

13. Special Handling Instructions and Additional Information
1 5005955 Petroleum Contact Water CWT: N/A PO#:

Trailer # TR-18
Emergency Response Guide Pmbo
Site arrival time 12:00 PM
Site departure time 1230
www.covanta.com

14. SHIPPER'S CERTIFICATION: I certify the materials are accurately described.

Shipper's/Offeror's Printed/Typed Name: Tim Moyer For Adam Harris@CPC — Signature: T. L Moyer — Month 5 Day 12 Year 22

INT'L

15. International Shipments ☐ Import to U.S. ☐ Export from U.S. Port of entry/exit:
Transporter Signature (for exports only): Date leaving U.S.:

TRANSPORTER

16. Transporter Acknowledgment of Receipt of Materials

Transporter 1 Printed/Typed Name: Bill Johnston — Signature: Bill Johnston — Month 5 Day 12 Year 22

Transporter 2 Printed/Typed Name — Signature — Month Day Year

DESIGNATED CONSIGNEE

17. Discrepancy

17a. Discrepancy Indication Space ☐ Quantity ☐ Type ☐ Residue ☐ Partial Rejection ☐ Full Rejection

Bill of Lading Reference Number:

17b. Alternate Consignee (or Shipper) — U.S. EPA ID Number
Facility's Phone:

17c. Signature of Alternate Consignee (or Shipper) — Month Day Year

18. Designated Receiving Facility Owner or Operator: Certification of receipt of materials covered by the bill of lading except as noted in Item 17a

Printed/Typed Name: Kaline Davis — Signature — Month 5 Day 12 Year 22

COVANTA
Environmental Solutions

~~50282740~~ 50282809

Corporate Office
5300 N 33rd St. - Milwaukee, WI 53209
Phone: 800-842-9792 Fax: 414-461-3812

BILL OF LADING

1. Shipper ID Number	2. Page 1 of	3. Emergency Response Phone	4. Tracking Number
NCVSQG		(800) 814-1204	CES 145697

SHIPPER

5. Shipper's Name and Mailing Address
Colonial Pipeline Company
14108 Huntersville-Concord Road
Huntersvile North Carolina 28078
Shipper's Phone:

Shipper's Site Address (if different than mailing address)
Colonial Pipeline Company
14108 Huntersville-Concord Road
Huntersvile North Carolina 28078

6. Transporter 1 Company Name: Covanta Environmental Solutions
U.S. EPA ID Number: PAR000043026

7. Transporter 2 Company Name:
U.S. EPA ID Number:

8. Consignee Name and Site Address
Covanta Environmental Solutions LLC
2503 Fayetteville Street
Asheboro NC 27203 (336) 683-0911
Facility's Phone:
U.S. EPA ID Number: NCR000135384

HM	9. Shipping Name and Description	10. Containers No.	10. Containers Type	11. Total Quantity	12. Unit Wt./Vol.	
	1. Non-RCRA, Non-DOT Regulated Material 2B	1	TT	505/ GAL		PLACARD? YES ~~X~~ None NO ☐
	2.					PLACARD? YES ☐ NO ☐
	3.					PLACARD? YES ☐ NO ☐
	4.					PLACARD? YES ☐ NO ☐

13. Special Handling Instructions and Additional Information
1 5005955 Petroleum Contact Water CWT: N/A PO#:

TK43 Trailer # 34
Emergency Response Guide Or-b
Site arrival time 1:10
Site departure time 1450
www.covanta.com

14. SHIPPER'S CERTIFICATION: I certify the materials are accurately described.

Shipper's/Offeror's Printed/Typed Name	Signature	Month	Day	Year
Tim Mayer for Adam Harris @ CPC	T. L. Mayer	5	13	22

INT'L

15. International Shipments ☐ Import to U.S. ☐ Export from U.S. Port of entry/exit:
Transporter Signature (for exports only): Date leaving U.S.:

TRANSPORTER

16. Transporter Acknowledgment of Receipt of Materials

Transporter 1 Printed/Typed Name	Signature	Month	Day	Year
TREVOR FOSTER	Trevor Foster	5	13	22
Transporter 2 Printed/Typed Name	Signature	Month	Day	Year

DESIGNATED CONSIGNEE

17. Discrepancy
17a. Discrepancy Indication Space ☐ Quantity ☐ Type ☐ Residue ☐ Partial Rejection ☐ Full Rejection
Bill of Lading Reference Number:
17b. Alternate Consignee (or Shipper) U.S. EPA ID Number
Facility's Phone:
17c. Signature of Alternate Consignee (or Shipper) Month Day Year

18. Designated Receiving Facility Owner or Operator: Certification of receipt of materials covered by the bill of lading except as noted in Item 17a

Printed/Typed Name	Signature	Month	Day	Year
Kaline Davis		5	13	22

COVANTA
Environmental Solutions

TK 42

~~50282739~~ 50282806

Corporate Office
5300 N 33rd St. - Milwaukee, WI 53209
Phone: 800-842-9792 Fax: 414-461-3812

BILL OF LADING

1. Shipper ID Number	2. Page 1 of	3. Emergency Response Phone	4. Tracking Number
NCVSQG		(800) 814-1204	CES 145695

SHIPPER

5. Shipper's Name and Mailing Address
Colonial Pipeline Company
14108 Huntersville-Concord Road
Huntersvile North Carolina 28078
Shipper's Phone:

Shipper's Site Address (if different than mailing address)
Colonial Pipeline Company
14108 Huntersville-Concord Road
Huntersvile North Carolina 28078

6. Transporter 1 Company Name: Covanta Environmental Solutions — U.S. EPA ID Number: PAR000043026

7. Transporter 2 Company Name — U.S. EPA ID Number:

8. Consignee Name and Site Address
Covanta Environmental Solutions LLC
2503 Fayetteville Street
Asheboro NC 27203 (336) 683-0911
Facility's Phone:

U.S. EPA ID Number: NCR000135384

HM	9. Shipping Name and Description	10. Containers No.	10. Containers Type	11. Total Quantity	12. Unit Wt./Vol.	
	1. Non-RCRA, Non-DOT Regulated Material 1A	1	TT	5050	G	PLACARD? YES ☐ NO ☐ None
	2.					PLACARD? YES ☐ NO ☐
	3.					PLACARD? YES ☐ NO ☐
	4.					PLACARD? YES ☐ NO ☐

13. Special Handling Instructions and Additional Information
1 5005955 Petroleum Contact Water CWT: N/A PO#:

Trailer # 33
Emergency Response Guide On-bo
Site arrival time 12:30
Site departure time 1310
www.covanta.com

14. SHIPPER'S CERTIFICATION: I certify the materials are accurately described.

Shipper's/Offeror's Printed/Typed Name: Tim Moyer for Adam Harris @ CPC — Signature: T. L. Moy — Month 5 Day 13 Year 22

INT'L

15. International Shipments ☐ Import to U.S. ☐ Export from U.S. Port of entry/exit:
Transporter Signature (for exports only): Date leaving U.S.:

TRANSPORTER

16. Transporter Acknowledgment of Receipt of Materials

Transporter 1 Printed/Typed Name: Jose Henriquez — Signature — Month 5 Day 13 Year 22

Transporter 2 Printed/Typed Name — Signature — Month Day Year

DESIGNATED CONSIGNEE

17. Discrepancy

17a. Discrepancy Indication Space ☐ Quantity ☐ Type ☐ Residue ☐ Partial Rejection ☐ Full Rejection

Bill of Lading Reference Number:

17b. Alternate Consignee (or Shipper) — U.S. EPA ID Number
Facility's Phone:

17c. Signature of Alternate Consignee (or Shipper) — Month Day Year

18. Designated Receiving Facility Owner or Operator: Certification of receipt of materials covered by the bill of lading except as noted in Item 17a

Printed/Typed Name: Kaline Davis — Signature — Month 5 Day 13 Year 22

COVANTA
Environmental Solutions

SO282803
~~SO282741~~

Corporate Office
5300 N 33rd St. - Milwaukee, WI 53209
Phone: 800-842-9792 Fax: 414-461-3812

BILL OF LADING

1. Shipper ID Number	2. Page 1 of	3. Emergency Response Phone	4. Tracking Number
NCVSQG		(800) 814-1204	CES 145696

SHIPPER

5. Shipper's Name and Mailing Address

Colonial Pipeline Company
14108 Huntersville-Concord Road
Huntersvile North Carolina 28078

Shipper's Phone:

Shipper's Site Address (if different than mailing address)

Colonial Pipeline Company
14108 Huntersville-Concord Road
Huntersvile North Carolina 28078

6. Transporter 1 Company Name: Covanta Environmental Solutions — U.S. EPA ID Number: PAR000043026

7. Transporter 2 Company Name — U.S. EPA ID Number:

8. Consignee Name and Site Address

Covanta Environmental Solutions LLC
2503 Fayetteville Street
Asheboro NC 27203 (336) 683-0911

U.S. EPA ID Number: NCR000135384

Facility's Phone:

HM	9. Shipping Name and Description	10. Containers No.	10. Containers Type	11. Total Quantity	12. Unit Wt./Vol.	
	1. Non-RCRA, Non-DOT Regulated Material 3A 3052 3B 2003	1	TT	5055	GAL	PLACARD? YES ☐ NO ☒
	2.					PLACARD? YES ☐ NO ☐
	3.					PLACARD? YES ☐ NO ☐
	4.					PLACARD? YES ☐ NO ☐

13. Special Handling Instructions and Additional Information

1 5005955 Petroleum Contact Water CWT: N/A PO#:

43
Trailer # 34
Emergency Response Guide
Site arrival time 0830
Site departure time 092
www.covanta.com

14. SHIPPER'S CERTIFICATION: I certify the materials are accurately described.

Shipper's/Offeror's Printed/Typed Name: Tim Moyer for Adam Harris @ CPC — Signature: T. L. Moyer — Month 5 Day 13 Year 22

INT'L

15. International Shipments ☐ Import to U.S. ☐ Export from U.S. Port of entry/exit:

Transporter Signature (for exports only): Date leaving U.S.:

TRANSPORTER

16. Transporter Acknowledgment of Receipt of Materials

Transporter 1 Printed/Typed Name: TREVOR FOSTER — Signature: Trevor Foster — Month 5 Day 13 Year 22

Transporter 2 Printed/Typed Name — Signature — Month Day Year

DESIGNATED CONSIGNEE

17. Discrepancy

17a. Discrepancy Indication Space ☐ Quantity ☐ Type ☐ Residue ☐ Partial Rejection ☐ Full Rejection

Bill of Lading Reference Number:

17b. Alternate Consignee (or Shipper) — U.S. EPA ID Number

Facility's Phone:

17c. Signature of Alternate Consignee (or Shipper) — Month Day Year

18. Designated Receiving Facility Owner or Operator: Certification of receipt of materials covered by the bill of lading except as noted in Item 17a

Printed/Typed Name: Kaline Davis — Signature: Kaline Davis — Month 5 Day 13 Year 22

DESIGNATED CONSIGNEE COPY

COVANTA
Environmental Solutions

~~SO282760~~ SO282775

Corporate Office
5300 N 33rd St. - Milwaukee, WI 53209
Phone: 800-842-9792 Fax: 414-461-3812

BILL OF LADING

1. Shipper ID Number	2. Page 1 of	3. Emergency Response Phone	4. Tracking Number
NCVSQG		(800) 814-1204	CES 145711

SHIPPER

5. Shipper's Name and Mailing Address
Colonial Pipeline Company
14108 Huntersville-Concord Road
Huntersvile North Carolina 28078
Shipper's Phone:

Shipper's Site Address (if different than mailing address)
Colonial Pipeline Company
14108 Huntersville-Concord Road
Huntersvile North Carolina 28078

6. Transporter 1 Company Name: Covanta Environmental Solutions — U.S. EPA ID Number: PAR000043026

7. Transporter 2 Company Name — U.S. EPA ID Number:

8. Consignee Name and Site Address
Covanta Environmental Solutions LLC
2503 Fayetteville Street
Asheboro NC 27203 (336) 683-0911
Facility's Phone:
U.S. EPA ID Number: NCR000135384

HM	9. Shipping Name and Description	10. Containers No.	10. Containers Type	11. Total Quantity	12. Unit Wt./Vol.	
	1. Non-RCRA, Non-DOT Regulated Material 3B	1	TT	5[illegible]2	G	PLACARD? YES ☐ NO ☐ None
	2.					PLACARD? YES ☐ NO ☐
	3.					PLACARD? YES ☐ NO ☐
	4.					PLACARD? YES ☐ NO ☐

13. Special Handling Instructions and Additional Information
1 5005955 Petroleum Contact Water CWT: N/A PO#:

Trailer # 33
Emergency Response Guide Onboa
Site arrival time 8:00
Site departure time 0840
www.covanta.com

14. SHIPPER'S CERTIFICATION: I certify the materials are accurately described.
Shipper's/Offeror's Printed/Typed Name: Tim Moya For Adam Harris @ CPC — Signature: TL Moya — Month 5 Day 13 Year 22

INT'L
15. International Shipments ☐ Import to U.S. ☐ Export from U.S. Port of entry/exit:
Transporter Signature (for exports only): Date leaving U.S.:

TRANSPORTER
16. Transporter Acknowledgment of Receipt of Materials
Transporter 1 Printed/Typed Name: Jose Henriquez — Signature: [signature] — Month 5 Day 13 Year 22
Transporter 2 Printed/Typed Name — Signature — Month Day Year

DESIGNATED CONSIGNEE
17. Discrepancy
17a. Discrepancy Indication Space ☐ Quantity ☐ Type ☐ Residue ☐ Partial Rejection ☐ Full Rejection
Bill of Lading Reference Number:
17b. Alternate Consignee (or Shipper) — U.S. EPA ID Number
Facility's Phone:
17c. Signature of Alternate Consignee (or Shipper) — Month Day Year

18. Designated Receiving Facility Owner or Operator: Certification of receipt of materials covered by the bill of lading except as noted in Item 17a
Printed/Typed Name: Kaline Davis — Signature: [signature] — Month 5 Day 13 Year 22

COVANTA
Environmental Solutions

TK-43
Trlr-34
SO282856

Corporate Office
5300 N 33rd St. - Milwaukee, WI 53209
Phone: 800-842-9792 Fax: 414-461-3812

BILL OF LADING

1. Shipper ID Number	2. Page 1 of	3. Emergency Response Phone	4. Tracking Number
NCVSQG		(800) 814-1204	CES 145747

SHIPPER

5. Shipper's Name and Mailing Address
Colonial Pipeline Company
14108 Huntersville-Concord Road
Huntersvile North Carolina 28078
Shipper's Phone:

Shipper's Site Address (if different than mailing address)
Colonial Pipeline Company
14108 Huntersville-Concord Road
Huntersvile North Carolina 28078

6. Transporter 1 Company Name: Covanta Environmental Solutions
U.S. EPA ID Number: PAR000043026

7. Transporter 2 Company Name:
U.S. EPA ID Number:

8. Consignee Name and Site Address
Covanta Environmental Solutions LLC
2503 Fayetteville Street
Asheboro NC 27203 (336) 683-0911
Facility's Phone:
U.S. EPA ID Number: NCR000135384

HM	9. Shipping Name and Description	10. Containers No.	10. Containers Type	11. Total Quantity	12. Unit Wt./Vol.	
	1. Non-RCRA, Non-DOT Regulated Material 3A	1	TT	5052	G	PLACARD? YES ☐ NO ☐ None
	2.					PLACARD? YES ☐ NO ☐
	3.					PLACARD? YES ☐ NO ☐
	4.					PLACARD? YES ☐ NO ☐

13. Special Handling Instructions and Additional Information
1 5005955 Petroleum Contact Water CWT: N/A PO#:

Trailer # 34
Emergency Response Guide On-bo
Site arrival time 12:45
Site departure time 1:25
www.covanta.com

14. SHIPPER'S CERTIFICATION: I certify the materials are accurately described.

Shipper's/Offeror's Printed/Typed Name	Signature	Month	Day	Year
Tim Moyer for Adam Harris for CPC	T. Moyer	5	14	22

INT'L

15. International Shipments ☐ Import to U.S. ☐ Export from U.S. Port of entry/exit:
Transporter Signature (for exports only): Date leaving U.S.:

TRANSPORTER

16. Transporter Acknowledgment of Receipt of Materials

Transporter 1 Printed/Typed Name	Signature	Month	Day	Year
Charles Nuttall	Charles Nuttall	5	14	22
Transporter 2 Printed/Typed Name	Signature	Month	Day	Year

DESIGNATED CONSIGNEE

17. Discrepancy

17a. Discrepancy Indication Space ☐ Quantity ☐ Type ☐ Residue ☐ Partial Rejection ☐ Full Rejection

Bill of Lading Reference Number:

17b. Alternate Consignee (or Shipper)
U.S. EPA ID Number:
Facility's Phone:

17c. Signature of Alternate Consignee (or Shipper) Month Day Year

18. Designated Receiving Facility Owner or Operator: Certification of receipt of materials covered by the bill of lading except as noted in Item 17a

Printed/Typed Name	Signature	Month	Day	Year
Kaline Davis	Kaline Davis	5	14	22

COVANTA
Environmental Solutions

Corporate Office
5300 N 33rd St. - Milwaukee, WI 53209
Phone: 800-842-9792 Fax: 414-461-3812

SO282812

BILL OF LADING	1. Shipper ID Number	2. Page 1 of	3. Emergency Response Phone	4. Tracking Number
	NCVSQG		(800) 814-1204	CES 145750

SHIPPER

5. Shipper's Name and Mailing Address
Colonial Pipeline Company
14108 Huntersville-Concord Road
Huntersvile North Carolina 28078
Shipper's Phone:

Shipper's Site Address (if different than mailing address)
Colonial Pipeline Company
14108 Huntersville-Concord Road
Huntersvile North Carolina 28078

6. Transporter 1 Company Name: Covanta Environmental Solutions — U.S. EPA ID Number: PAR000043026

7. Transporter 2 Company Name — U.S. EPA ID Number:

8. Consignee Name and Site Address
Covanta Environmental Solutions LLC
2503 Fayetteville Street
Asheboro NC 27203 (336) 683-0911
Facility's Phone:
U.S. EPA ID Number: NCR000135384

HM	9. Shipping Name and Description	10. Containers No.	10. Containers Type	11. Total Quantity	12. Unit Wt./Vol.	
	1. Non-RCRA, Non-DOT Regulated Material 1A	1	TT	5021	G	PLACARD? YES ☐ NO ☒ None
	2.					PLACARD? YES ☐ NO ☐
	3.					PLACARD? YES ☐ NO ☐
	4.					PLACARD? YES ☐ NO ☐

13. Special Handling Instructions and Additional Information
1 5005955 Petroleum Contact Water CWT: N/A PO#:

AD28
Trailer # TR38
Emergency Response Guide On-boa
Site arrival time 12:10
Site departure time 12:50
www.covanta.com

14. SHIPPER'S CERTIFICATION: I certify the materials are accurately described.

Shipper's/Offeror's Printed/Typed Name	Signature	Month	Day	Year
Tim Moyer For Adam Harris@CPC	S.L Moyer	5	14	22

INT'L

15. International Shipments ☐ Import to U.S. ☐ Export from U.S. Port of entry/exit:
Transporter Signature (for exports only): Date leaving U.S.:

TRANSPORTER

16. Transporter Acknowledgment of Receipt of Materials

Transporter 1 Printed/Typed Name	Signature	Month	Day	Year
Tim Klaus		5	14	22
Transporter 2 Printed/Typed Name	Signature	Month	Day	Year

DESIGNATED CONSIGNEE

17. Discrepancy

17a. Discrepancy Indication Space ☐ Quantity ☐ Type ☐ Residue ☐ Partial Rejection ☐ Full Rejection

Bill of Lading Reference Number:

17b. Alternate Consignee (or Shipper) — U.S. EPA ID Number
Facility's Phone:

17c. Signature of Alternate Consignee (or Shipper)		Month	Day	Year

18. Designated Receiving Facility Owner or Operator: Certification of receipt of materials covered by the bill of lading except as noted in Item 17a

Printed/Typed Name	Signature	Month	Day	Year
Kaline Davis		5	14	22

COVANTA
Environmental Solutions

T-K-43
T-La-34

SO282816

Corporate Office
5300 N 33rd St. - Milwaukee, WI 53209
Phone: 800-842-9792 Fax: 414-461-3812

BILL OF LADING

1. Shipper ID Number	2. Page 1 of	3. Emergency Response Phone	4. Tracking Number
NCVSQG		(800) 814-1204	CES 145752

SHIPPER

5. Shipper's Name and Mailing Address
Colonial Pipeline Company
14108 Huntersville-Concord Road
Huntersvile North Carolina 28078
Shipper's Phone:

Shipper's Site Address (if different than mailing address)
Colonial Pipeline Company
14108 Huntersville-Concord Road
Huntersvile North Carolina 28078

6. Transporter 1 Company Name: Covanta Environmental Solutions
U.S. EPA ID Number: PAR000043026

7. Transporter 2 Company Name:
U.S. EPA ID Number:

8. Consignee Name and Site Address
Covanta Environmental Solutions LLC
2503 Fayetteville Street
Asheboro NC 27203 (336) 683-0911
Facility's Phone:
U.S. EPA ID Number: NCR000135384

HM	9. Shipping Name and Description	10. Containers No.	10. Containers Type	11. Total Quantity	12. Unit Wt./Vol.	
	1. Non-RCRA, Non-DOT Regulated Material 1A	1	TT	5052	C	PLACARD? YES ☐ NO ☐ None
	2.					PLACARD? YES ☐ NO ☐
	3.					PLACARD? YES ☐ NO ☐
	4.					PLACARD? YES ☐ NO ☐

13. Special Handling Instructions and Additional Information
1 5005955 Petroleum Contact Water CWT: N/A PO#:

Trailer # 34
Emergency Response Guide On-bo
Site arrival time 8:20
Site departure time 9:30
www.covanta.com

14. SHIPPER'S CERTIFICATION: I certify the materials are accurately described.
Shipper's/Offeror's Printed/Typed Name: Tim Moyer For Adam Harris@ CPC
Signature: T. L. Moyer
Month 5 Day 14 Year 22

INT'L

15. International Shipments ☐ Import to U.S. ☐ Export from U.S. Port of entry/exit:
Transporter Signature (for exports only): Date leaving U.S.:

TRANSPORTER

16. Transporter Acknowledgment of Receipt of Materials
Transporter 1 Printed/Typed Name: Charles NuHall
Signature: Charles A NuHall
Month 5 Day 14 Year 22
Transporter 2 Printed/Typed Name:
Signature:
Month Day Year

DESIGNATED CONSIGNEE

17. Discrepancy
17a. Discrepancy Indication Space ☐ Quantity ☐ Type ☐ Residue ☐ Partial Rejection ☐ Full Rejection
Bill of Lading Reference Number:
17b. Alternate Consignee (or Shipper)
U.S. EPA ID Number:
Facility's Phone:
17c. Signature of Alternate Consignee (or Shipper)
Month Day Year

18. Designated Receiving Facility Owner or Operator: Certification of receipt of materials covered by the bill of lading except as noted in Item 17a
Printed/Typed Name: Kaline Davis
Signature:
Month 5 Day 14 Year 22

COVANTA
Environmental Solutions

Corporate Office
5300 N 33rd St. - Milwaukee, WI 53209
Phone: 800-842-9792 Fax: 414-461-3812

SO282810

BILL OF LADING

1. Shipper ID Number	2. Page 1 of	3. Emergency Response Phone	4. Tracking Number
NCVSQG		(800) 814-1204	CES 145749

SHIPPER

5. Shipper's Name and Mailing Address
Colonial Pipeline Company
14108 Huntersville-Concord Road
Huntersvile North Carolina 28078
Shipper's Phone:

Shipper's Site Address (if different than mailing address)
Colonial Pipeline Company
14108 Huntersville-Concord Road
Huntersvile North Carolina 28078

6. Transporter 1 Company Name: Covanta Environmental Solutions
U.S. EPA ID Number: PAR000043026

7. Transporter 2 Company Name:
U.S. EPA ID Number:

8. Consignee Name and Site Address
Covanta Environmental Solutions LLC
2503 Fayetteville Street
Asheboro NC 27203 (336) 683-0911
Facility's Phone:
U.S. EPA ID Number: NCR000135384

HM	9. Shipping Name and Description	10. Containers No.	10. Containers Type	11. Total Quantity	12. Unit Wt./Vol.	
	1. Non-RCRA, Non-DOT Regulated Material 3A	1	TT	5059	G	PLACARD? YES ☐ NO ☐ None
	2.					PLACARD? YES ☐ NO ☐
	3.					PLACARD? YES ☐ NO ☐
	4.					PLACARD? YES ☐ NO ☐

13. Special Handling Instructions and Additional Information
1 5005955 Petroleum Contact Water CWT: N/A PO#:

RD28
Trailer # 1R33
Emergency Response Guide On-bo
Site arrival time 8:00
Site departure tim 0830
www.covanta.com

14. SHIPPER'S CERTIFICATION: I certify the materials are accurately described.

Shipper's/Offeror's Printed/Typed Name	Signature	Month	Day	Year
Tim Moyer for Adam Harris@CPC	T. L Moy	5	14	22

INT'L

15. International Shipments ☐ Import to U.S. ☐ Export from U.S. Port of entry/exit:
Transporter Signature (for exports only): Date leaving U.S.:

TRANSPORTER

16. Transporter Acknowledgment of Receipt of Materials

Transporter 1 Printed/Typed Name	Signature	Month	Day	Year
Tim Klaus	Tim Klaus	5	14	22
Transporter 2 Printed/Typed Name	Signature	Month	Day	Year

DESIGNATED CONSIGNEE

17. Discrepancy

17a. Discrepancy Indication Space ☐ Quantity ☐ Type ☐ Residue ☐ Partial Rejection ☐ Full Rejection

Bill of Lading Reference Number:

17b. Alternate Consignee (or Shipper)
U.S. EPA ID Number:
Facility's Phone:

17c. Signature of Alternate Consignee (or Shipper)		Month	Day	Year

18. Designated Receiving Facility Owner or Operator: Certification of receipt of materials covered by the bill of lading except as noted in Item 17a

Printed/Typed Name	Signature	Month	Day	Year
Kaline Davis		5	14	22

COVANTA
Environmental Solutions

RD-40
TR-18

Corporate Office
5300 N 33rd St. - Milwaukee, WI 53209
Phone: 800-842-9792 Fax: 414-461-3812

SO283098

BILL OF LADING	1. Shipper ID Number	2. Page 1 of	3. Emergency Response Phone	4. Tracking Number
	NCVSQG		(800) 814-1204	CES 145736

SHIPPER

5. Shipper's Name and Mailing Address
Colonial Pipeline Company
14108 Huntersville-Concord Road
Huntersvile North Carolina 28078
Shipper's Phone:

Shipper's Site Address (if different than mailing address)
Colonial Pipeline Company
14108 Huntersville-Concord Road
Huntersvile North Carolina 28078

6. Transporter 1 Company Name: Covanta Environmental Solutions
U.S. EPA ID Number: PAR000043026

7. Transporter 2 Company Name:
U.S. EPA ID Number:

8. Consignee Name and Site Address
Covanta Environmental Solutions LLC
2503 Fayetteville Street
Asheboro NC 27203 (336) 683-0911
Facility's Phone:
U.S. EPA ID Number: NCR000135384

HM	9. Shipping Name and Description	10. Containers No.	10. Containers Type	11. Total Quantity	12. Unit Wt./Vol.	
	1. Non-RCRA, Non-DOT Regulated Material JA	1	TT	5051	G	PLACARD? YES ☐ NO ☒ None
	2.					PLACARD? YES ☐ NO ☐
	3.					PLACARD? YES ☐ NO ☐
	4.					PLACARD? YES ☐ NO ☐

13. Special Handling Instructions and Additional Information
1 5005955 Petroleum Contact Water CWT: N/A PO#:

Trailer # TR-18
Emergency Response Guide
Site arrival time 12:50 PM
Site departure time 1:20 PM
www.covanta.com

14. SHIPPER'S CERTIFICATION: I certify the materials are accurately described.
Shipper's/Offeror's Printed/Typed Name: Deric Reaper
Signature:
Month 5 Day 15 Year 22

INT'L

15. International Shipments ☐ Import to U.S. ☐ Export from U.S. Port of entry/exit:
Transporter Signature (for exports only): Date leaving U.S.:

TRANSPORTER

16. Transporter Acknowledgment of Receipt of Materials
Transporter 1 Printed/Typed Name: Bill Johnston
Signature:
Month 5 Day 15 Year 22

Transporter 2 Printed/Typed Name:
Signature:
Month Day Year

DESIGNATED CONSIGNEE

17. Discrepancy
17a. Discrepancy Indication Space ☐ Quantity ☐ Type ☐ Residue ☐ Partial Rejection ☐ Full Rejection
Bill of Lading Reference Number:

17b. Alternate Consignee (or Shipper)
U.S. EPA ID Number:
Facility's Phone:

17c. Signature of Alternate Consignee (or Shipper)
Month Day Year

18. Designated Receiving Facility Owner or Operator: Certification of receipt of materials covered by the bill of lading except as noted in Item 17a
Printed/Typed Name: Kaline Davis
Signature:
Month 5 Day 15 Year 22

COVANTA
Environmental Solutions

SO283094 ~~SO282805~~ RD-40 TR-18

Corporate Office
5300 N 33rd St. - Milwaukee, WI 53209
Phone: 800-842-9792 Fax: 414-461-3812

BILL OF LADING

1. Shipper ID Number	2. Page 1 of	3. Emergency Response Phone	4. Tracking Number
NCVSQG		(800) 814-1204	CES 145716

SHIPPER

5. Shipper's Name and Mailing Address
Colonial Pipeline Company
14108 Huntersville-Concord Road
Huntersvile North Carolina 28078
Shipper's Phone:

Shipper's Site Address (if different than mailing address)
Colonial Pipeline Company
14108 Huntersville-Concord Road
Huntersvile North Carolina 28078

6. Transporter 1 Company Name: Covanta Environmental Solutions — U.S. EPA ID Number: PAR000043026

7. Transporter 2 Company Name — U.S. EPA ID Number:

8. Consignee Name and Site Address
Covanta Environmental Solutions LLC
2503 Fayetteville Street
Asheboro NC 27203 (336) 683-0911
Facility's Phone:

U.S. EPA ID Number: NCR000135384

HM	9. Shipping Name and Description	10. Containers No.	10. Containers Type	11. Total Quantity	12. Unit Wt./Vol.	
	1. Non-RCRA, Non-DOT Regulated Material (3B)	1	TT	5052	G	PLACARD? YES ☐ NO ☐ None
	2.					PLACARD? YES ☐ NO ☐
	3.					PLACARD? YES ☐ NO ☐
	4.					PLACARD? YES ☐ NO ☐

13. Special Handling Instructions and Additional Information
1 5005955 Petroleum Contact Water CWT: N/A PO#:

Trailer # TR-18
Emergency Response Guide On-board
Site arrival time 8:00 AM
Site departure time 8:30 AM
www.covanta.com

14. SHIPPER'S CERTIFICATION: I certify the materials are accurately described.

Shipper's/Offeror's Printed/Typed Name: Deric Reaper — Signature: [signature] — Month 5 Day 15 Year 22

INT'L

15. International Shipments ☐ Import to U.S. ☐ Export from U.S. Port of entry/exit:
Transporter Signature (for exports only): Date leaving U.S.:

TRANSPORTER

16. Transporter Acknowledgment of Receipt of Materials

Transporter 1 Printed/Typed Name: Bill Johnston — Signature: [signature] — Month 5 Day 15 Year 22

Transporter 2 Printed/Typed Name — Signature — Month Day Year

DESIGNATED CONSIGNEE

17. Discrepancy

17a. Discrepancy Indication Space ☐ Quantity ☐ Type ☐ Residue ☐ Partial Rejection ☐ Full Rejection

Bill of Lading Reference Number:

17b. Alternate Consignee (or Shipper) — U.S. EPA ID Number
Facility's Phone:

17c. Signature of Alternate Consignee (or Shipper) — Month Day Year

18. Designated Receiving Facility Owner or Operator: Certification of receipt of materials covered by the bill of lading except as noted in Item 17a

Printed/Typed Name: Kaline Davis — Signature: [signature] — Month 5 Day 15 Year 22

COVANTA
Environmental Solutions

RD-40
TR-18

SO283095

Corporate Office
5300 N 33rd St. - Milwaukee, WI 53209
Phone: 800-842-9792 Fax: 414-461-3812

BILL OF LADING

1. Shipper ID Number	2. Page 1 of	3. Emergency Response Phone	4. Tracking Number
NCVSQG		(800) 814-1204	CES 145733

SHIPPER

5. Shipper's Name and Mailing Address
Colonial Pipeline Company
14108 Huntersville-Concord Road
Huntersvile North Carolina 28078
Shipper's Phone:

Shipper's Site Address (if different than mailing address)
Colonial Pipeline Company
14108 Huntersville-Concord Road
Huntersvile North Carolina 28078

6. Transporter 1 Company Name: Covanta Environmental Solutions
U.S. EPA ID Number: PAR000043026

7. Transporter 2 Company Name:
U.S. EPA ID Number:

8. Consignee Name and Site Address
Covanta Environmental Solutions LLC
2503 Fayetteville Street
Asheboro NC 27203 (336) 683-0911
Facility's Phone:

U.S. EPA ID Number: NCR000135384

HM	9. Shipping Name and Description	10. Containers No.	10. Containers Type	11. Total Quantity	12. Unit Wt./Vol.	
	1. Non-RCRA, Non-DOT Regulated Material	1	TT	5005	G	PLACARD? YES ☐ NO ☐ None
	2. 3B 3754 3A H61					PLACARD? YES ☐ NO ☐
	3. BO B Line Clean Out #1					PLACARD? YES ☐ NO ☐
	4.					PLACARD? YES ☐ NO ☐

13. Special Handling Instructions and Additional Information
1 5005955 Petroleum Contact Water CWT: N/A PO#:

Trailer # TR-18
Emergency Response Guide On-boa
Site arrival time 10:10 AM
Site departure time 11:00 AM
www.covanta.com

14. SHIPPER'S CERTIFICATION: I certify the materials are accurately described.
Shipper's/Offeror's Printed/Typed Name: Deric Reapes
Signature:
Month 5 Day 15 Year 22

INT'L
15. International Shipments ☐ Import to U.S. ☐ Export from U.S. Port of entry/exit:
Transporter Signature (for exports only): Date leaving U.S.:

TRANSPORTER
16. Transporter Acknowledgment of Receipt of Materials
Transporter 1 Printed/Typed Name: Bill Johnston
Signature:
Month 5 Day 15 Year 22
Transporter 2 Printed/Typed Name:
Signature:
Month Day Year

DESIGNATED CONSIGNEE
17. Discrepancy
17a. Discrepancy Indication Space ☐ Quantity ☐ Type ☐ Residue ☐ Partial Rejection ☐ Full Rejection
Bill of Lading Reference Number:
17b. Alternate Consignee (or Shipper)
U.S. EPA ID Number:
Facility's Phone:
17c. Signature of Alternate Consignee (or Shipper)
Month Day Year

18. Designated Receiving Facility Owner or Operator: Certification of receipt of materials covered by the bill of lading except as noted in Item 17a
Printed/Typed Name: Kaline Davis
Signature:
Month 5 Day 15 Year 22

COVANTA
Environmental Solutions

TK# 38

SO282881

Corporate Office
5300 N 33rd St. - Milwaukee, WI 53209
Phone: 800-842-9792 Fax: 414-461-3812

SHIPPER

BILL OF LADING	1. Shipper ID Number	2. Page 1 of	3. Emergency Response Phone	4. Tracking Number
	NCVSQG		(800) 814-1204	CES 145740

5. Shipper's Name and Mailing Address
Colonial Pipeline Company
14108 Huntersville-Concord Road
Huntersvile North Carolina 28078
Shipper's Phone:

Shipper's Site Address (if different than mailing address)
Colonial Pipeline Company
14108 Huntersville-Concord Road
Huntersvile North Carolina 28078

6. Transporter 1 Company Name: Covanta Environmental Solutions — U.S. EPA ID Number: PAR000043026

7. Transporter 2 Company Name — U.S. EPA ID Number:

8. Consignee Name and Site Address
Covanta Environmental Solutions LLC
2503 Fayetteville Street
Asheboro NC 27203 (336) 683-0911
Facility's Phone:
U.S. EPA ID Number: NCR000135384

HM	9. Shipping Name and Description	10. Containers No.	10. Containers Type	11. Total Quantity	12. Unit Wt./Vol.	
	1. Non-RCRA, Non-DOT Regulated Material 3A 2823 1A 2189	1	TT	5012	G	PLACARD? YES ☐ NO ☐ None
	2.					PLACARD? YES ☐ NO ☐
	3.					PLACARD? YES ☐ NO ☐
	4.					PLACARD? YES ☐ NO ☐

13. Special Handling Instructions and Additional Information

1 5005955 Petroleum Contact Water CWT: N/A PO#:

Trailer # 60
Emergency Response Guide On-boa
Site arrival time 11:05
Site departure time 1200
www.covanta.com

14. **SHIPPER'S CERTIFICATION:** I certify the materials are accurately described.

Shipper's/Offeror's Printed/Typed Name: Tim Moyer for Adam Harris @ CPC — Signature: T.L. Moy — Month 5 Day 16 Year 22

INT'L

15. International Shipments ☐ Import to U.S. ☐ Export from U.S. Port of entry/exit:
Transporter Signature (for exports only): Date leaving U.S.:

TRANSPORTER

16. Transporter Acknowledgment of Receipt of Materials

Transporter 1 Printed/Typed Name: Bobby Jarrett — Signature: Bobby Jarrett — Month 5 Day 16 Year 22

Transporter 2 Printed/Typed Name — Signature — Month Day Year

DESIGNATED CONSIGNEE

17. Discrepancy

17a. Discrepancy Indication Space ☐ Quantity ☐ Type ☐ Residue ☐ Partial Rejection ☐ Full Rejection

Bill of Lading Reference Number:

17b. Alternate Consignee (or Shipper) — U.S. EPA ID Number

Facility's Phone:

17c. Signature of Alternate Consignee (or Shipper) — Month Day Year

18. Designated Receiving Facility Owner or Operator: Certification of receipt of materials covered by the bill of lading except as noted in Item 17a

Printed/Typed Name: Kaline Davis — Signature: [signature] — Month 5 Day 16 Year 22

COVANTA
Environmental Solutions

RD-40
SO282883 TR-18

Corporate Office
5300 N 33rd St. - Milwaukee, WI 53209
Phone: 800-842-9792 Fax: 414-461-3812

BILL OF LADING

1. Shipper ID Number	2. Page 1 of	3. Emergency Response Phone	4. Tracking Number
NCVSQG		(800) 814-1204	CES 145741

SHIPPER

5. Shipper's Name and Mailing Address
Colonial Pipeline Company
14108 Huntersville-Concord Road
Huntersvile North Carolina 28078
Shipper's Phone:

Shipper's Site Address (if different than mailing address)
Colonial Pipeline Company
14108 Huntersville-Concord Road
Huntersvile North Carolina 28078

6. Transporter 1 Company Name: Covanta Environmental Solutions
U.S. EPA ID Number: PAR000043026

7. Transporter 2 Company Name:
U.S. EPA ID Number:

8. Consignee Name and Site Address
Covanta Environmental Solutions LLC
2503 Fayetteville Street
Asheboro NC 27203 (336) 683-0911
Facility's Phone:
U.S. EPA ID Number: NCR000135384

HM	9. Shipping Name and Description	10. Containers No.	10. Containers Type	11. Total Quantity	12. Unit Wt./Vol.	
	1. Non-RCRA, Non-DOT Regulated Material 1A	1	TT	5053	G	PLACARD? YES ☐ NO ☐ None
	2.					PLACARD? YES ☐ NO ☐
	3.					PLACARD? YES ☐ NO ☐
	4.					PLACARD? YES ☐ NO ☐

13. Special Handling Instructions and Additional Information
1 5005955 Petroleum Contact Water CWT: N/A PO#:

Trailer # TR-18
Emergency Response Guide
Site arrival time 8:50 AM
Site departure time 9:40 AM
www.covanta.com

14. SHIPPER'S CERTIFICATION: I certify the materials are accurately described.

Shipper's/Offeror's Printed/Typed Name	Signature	Month	Day	Year
Tim Moyer for Adam Harris @ CPC	J. L. Moye	5	16	22

INT'L

15. International Shipments ☐ Import to U.S. ☐ Export from U.S. Port of entry/exit:
Transporter Signature (for exports only): Date leaving U.S.:

TRANSPORTER

16. Transporter Acknowledgment of Receipt of Materials

Transporter 1 Printed/Typed Name	Signature	Month	Day	Year
Bill Johnston	Bill Johnston	5	16	22
Transporter 2 Printed/Typed Name	Signature	Month	Day	Year

DESIGNATED CONSIGNEE

17. Discrepancy

17a. Discrepancy Indication Space ☐ Quantity ☐ Type ☐ Residue ☐ Partial Rejection ☐ Full Rejection

Bill of Lading Reference Number:

17b. Alternate Consignee (or Shipper)
U.S. EPA ID Number:
Facility's Phone:

17c. Signature of Alternate Consignee (or Shipper) | Month | Day | Year |

18. Designated Receiving Facility Owner or Operator: Certification of receipt of materials covered by the bill of lading except as noted in Item 17a

Printed/Typed Name	Signature	Month	Day	Year
Kaline Davis		5	16	22

COVANTA
Environmental Solutions

TK# 38 SO282867

Corporate Office
5300 N 33rd St. - Milwaukee, WI 53209
Phone: 800-842-9792 Fax: 414-461-3812

BILL OF LADING

1. Shipper ID Number	2. Page 1 of	3. Emergency Response Phone	4. Tracking Number
NCVSQG		(800) 814-1204	CES 145742

SHIPPER

5. Shipper's Name and Mailing Address
Colonial Pipeline Company
14108 Huntersville-Concord Road
Huntersvile North Carolina 28078
Shipper's Phone:

Shipper's Site Address (if different than mailing address)
Colonial Pipeline Company
14108 Huntersville-Concord Road
Huntersvile North Carolina 28078

6. Transporter 1 Company Name: Covanta Environmental Solutions — U.S. EPA ID Number: PAR000043026

7. Transporter 2 Company Name — U.S. EPA ID Number:

8. Consignee Name and Site Address
Covanta Environmental Solutions LLC
2503 Fayetteville Street
Asheboro NC 27203 (336) 683-0911
Facility's Phone:

U.S. EPA ID Number: NCR000135384

HM	9. Shipping Name and Description	10. Containers No.	10. Containers Type	11. Total Quantity	12. Unit Wt./Vol.	
	1. Non-RCRA, Non-DOT Regulated Material 3A	1	TT	5052	G	PLACARD? YES ☐ NO ☒ None
	2.					PLACARD? YES ☐ NO ☐
	3.					PLACARD? YES ☐ NO ☐
	4.					PLACARD? YES ☐ NO ☐

13. Special Handling Instructions and Additional Information
1 5005955 Petroleum Contact Water CWT: N/A PO#:

Trailer # 620
Emergency Response Guide On-boa
Site arrival time 8:10
Site departure time 8:55
www.covanta.com

14. SHIPPER'S CERTIFICATION: I certify the materials are accurately described.

Shipper's/Offeror's Printed/Typed Name: Tim Moyer for Adam Harris @ CPC — Signature: T.L-Moy — Month: 5 Day: 16 Year: 22

INT'L

15. International Shipments ☐ Import to U.S. ☐ Export from U.S. Port of entry/exit:
Transporter Signature (for exports only): Date leaving U.S.:

TRANSPORTER

16. Transporter Acknowledgment of Receipt of Materials

Transporter 1 Printed/Typed Name: Bobby Jarrett — Signature: Bobby Jarrett — Month: 5 Day: 16 Year: 22

Transporter 2 Printed/Typed Name — Signature — Month — Day — Year

DESIGNATED CONSIGNEE

17. Discrepancy

17a. Discrepancy Indication Space ☐ Quantity ☐ Type ☐ Residue ☐ Partial Rejection ☐ Full Rejection

Bill of Lading Reference Number:

17b. Alternate Consignee (or Shipper) — U.S. EPA ID Number
Facility's Phone:

17c. Signature of Alternate Consignee (or Shipper) — Month — Day — Year

18. Designated Receiving Facility Owner or Operator: Certification of receipt of materials covered by the bill of lading except as noted in Item 17a

Printed/Typed Name: Kaline Davis — Signature — Month: 5 Day: 16 Year: 22

COVANTA
Environmental Solutions

RD-40
TR-18

Corporate Office
5300 N 33rd St. - Milwaukee, WI 53209
Phone: 800-842-9792 Fax: 414-461-3812

SO286156

BILL OF LADING

1. Shipper ID Number	2. Page 1 of	3. Emergency Response Phone	4. Tracking Number
NCVSQG		(800) 814-1204	CES 145788

SHIPPER

5. Shipper's Name and Mailing Address
Colonial Pipeline Company
14108 Huntersville-Concord Road
Huntersvile North Carolina 28078
Shipper's Phone:

Shipper's Site Address (if different than mailing address)
Colonial Pipeline Company
14108 Huntersville-Concord Road
Huntersvile North Carolina 28078

6. Transporter 1 Company Name: Covanta Environmental Solutions
U.S. EPA ID Number: PAR000043026

7. Transporter 2 Company Name:
U.S. EPA ID Number:

8. Consignee Name and Site Address
Covanta Environmental Solutions LLC
2503 Fayetteville Street
Asheboro NC 27203 (336) 683-0911
Facility's Phone:
U.S. EPA ID Number: NCR000135384

HM	9. Shipping Name and Description	10. Containers No.	10. Containers Type	11. Total Quantity	12. Unit Wt./Vol.	
	1. Non-RCRA, Non-DOT Regulated Material 2B	1	TT	4841	G	PLACARD? YES ☐ NO ☐ None
	2.					PLACARD? YES ☐ NO ☐
	3.					PLACARD? YES ☐ NO ☐
	4.					PLACARD? YES ☐ NO ☐

13. Special Handling Instructions and Additional Information
1 5005955 Petroleum Contact Water CWT: N/A PO#:

Trailer # TR-18
Emergency Response Guide
Site arrival time 11:50 AM
Site departure time 12:30 PM
www.covanta.com

14. SHIPPER'S CERTIFICATION: I certify the materials are accurately described.

Shipper's/Offeror's Printed/Typed Name: Tim Moyer for Adam Harris@CPC
Signature: T. Moyer
Month 5 Day 17 Year 22

INT'L

15. International Shipments ☐ Import to U.S. ☐ Export from U.S.
Port of entry/exit:
Transporter Signature (for exports only):
Date leaving U.S.:

TRANSPORTER

16. Transporter Acknowledgment of Receipt of Materials

Transporter 1 Printed/Typed Name: Bill Johnston
Signature: Bill Johnston
Month 5 Day 17 Year 22

Transporter 2 Printed/Typed Name:
Signature:
Month Day Year

DESIGNATED CONSIGNEE

17. Discrepancy

17a. Discrepancy Indication Space ☐ Quantity ☐ Type ☐ Residue ☐ Partial Rejection ☐ Full Rejection

Bill of Lading Reference Number:

17b. Alternate Consignee (or Shipper)
U.S. EPA ID Number:
Facility's Phone:

17c. Signature of Alternate Consignee (or Shipper)
Month Day Year

18. Designated Receiving Facility Owner or Operator: Certification of receipt of materials covered by the bill of lading except as noted in Item 17a

Printed/Typed Name: Kaline Davis
Signature:
Month 5 Day 17 Year 22

COVANTA
Environmental Solutions

JC# 38

SO286157

Corporate Office
5300 N 33rd St. - Milwaukee, WI 53209
Phone: 800-842-9792 Fax: 414-461-3812

BILL OF LADING

1. Shipper ID Number	2. Page 1 of	3. Emergency Response Phone	4. Tracking Number
NCVSQG		(800) 814-1204	CES 145789

SHIPPER

5. Shipper's Name and Mailing Address
Colonial Pipeline Company
14108 Huntersville-Concord Road
Huntersvile North Carolina 28078
Shipper's Phone:

Shipper's Site Address (if different than mailing address)
Colonial Pipeline Company
14108 Huntersville-Concord Road
Huntersvile North Carolina 28078

6. Transporter 1 Company Name: Covanta Environmental Solutions
U.S. EPA ID Number: PAR000043026

7. Transporter 2 Company Name:
U.S. EPA ID Number:

8. Consignee Name and Site Address
Covanta Environmental Solutions LLC
2503 Fayetteville Street
Asheboro NC 27203 (336) 683-0911
Facility's Phone:
U.S. EPA ID Number: NCR000135384

HM	9. Shipping Name and Description	10. Containers No.	10. Containers Type	11. Total Quantity	12. Unit Wt./Vol.	
	1. Non-RCRA, Non-DOT Regulated Material 3A 2186 3B 2535	1	TT	4721	G	PLACARD? YES ☐ NO ☐ None
	2.					PLACARD? YES ☐ NO ☐
	3.					PLACARD? YES ☐ NO ☐
	4.					PLACARD? YES ☐ NO ☐

13. Special Handling Instructions and Additional Information
1 5005955 Petroleum Contact Water CWT: N/A PO#:

Trailer # 60
Emergency Response Guide On-boa
Site arrival time 8:00
Site departure time 8:45
www.covanta.com

14. SHIPPER'S CERTIFICATION: I certify the materials are accurately described.

Shipper's/Offeror's Printed/Typed Name	Signature	Month	Day	Year
Tim Mayer for Adam Harris @ CPC	J. L. Moy	5	17	22

INT'L

15. International Shipments ☐ Import to U.S. ☐ Export from U.S. Port of entry/exit:
Transporter Signature (for exports only): Date leaving U.S.:

TRANSPORTER

16. Transporter Acknowledgment of Receipt of Materials

Transporter 1 Printed/Typed Name	Signature	Month	Day	Year
Bobby Jarrett	Bobby Jarrett	5	17	22
Transporter 2 Printed/Typed Name	Signature	Month	Day	Year

DESIGNATED CONSIGNEE

17. Discrepancy

17a. Discrepancy Indication Space ☐ Quantity ☐ Type ☐ Residue ☐ Partial Rejection ☐ Full Rejection

Bill of Lading Reference Number:

17b. Alternate Consignee (or Shipper)
U.S. EPA ID Number:
Facility's Phone:

17c. Signature of Alternate Consignee (or Shipper) Month Day Year

18. Designated Receiving Facility Owner or Operator: Certification of receipt of materials covered by the bill of lading except as noted in Item 17a

Printed/Typed Name	Signature	Month	Day	Year
KalineDavis		5	17	22

COVANTA
Environmental Solutions

RD-40
TR-18
S0286155

Corporate Office
5300 N 33rd St. - Milwaukee, WI 53209
Phone: 800-842-9792 Fax: 414-461-3812

BILL OF LADING

1. Shipper ID Number	2. Page 1 of	3. Emergency Response Phone	4. Tracking Number
NCVSQG		(800) 814-1204	CES 145751

SHIPPER

5. Shipper's Name and Mailing Address
Colonial Pipeline Company
14108 Huntersville-Concord Road
Huntersvile North Carolina 28078
Shipper's Phone:

Shipper's Site Address (if different than mailing address)
Colonial Pipeline Company
14108 Huntersville-Concord Road
Huntersvile North Carolina 28078

6. Transporter 1 Company Name: Covanta Environmental Solutions
U.S. EPA ID Number: PAR000043026

7. Transporter 2 Company Name:
U.S. EPA ID Number:

8. Consignee Name and Site Address
Covanta Environmental Solutions LLC
2503 Fayetteville Street
Asheboro NC 27203 (336) 683-0911
Facility's Phone:

U.S. EPA ID Number: NCR000135384

HM	9. Shipping Name and Description	10. Containers No.	10. Containers Type	11. Total Quantity	12. Unit Wt./Vol.	
	1. Non-RCRA, Non-DOT Regulated Material 3A	1	TT	5053	G	PLACARD? YES ☐ NO ☐ None
	2.					PLACARD? YES ☐ NO ☐
	3.					PLACARD? YES ☐ NO ☐
	4.					PLACARD? YES ☐ NO ☐

13. Special Handling Instructions and Additional Information
1 5005955 Petroleum Contact Water CWT: N/A PO#:

Trailer # TR-18
Emergency Response Guide On-bo
Site arrival time 7:30 am
Site departure time 08:0
www.covanta.com

14. SHIPPER'S CERTIFICATION: I certify the materials are accurately described.
Shipper's/Offeror's Printed/Typed Name: Tim Moyer for Adam Harris @ CPC
Signature: T. L. Moye
Month 5 Day 17 Year 22

INT'L
15. International Shipments ☐ Import to U.S. ☐ Export from U.S. Port of entry/exit:
Transporter Signature (for exports only): Date leaving U.S.:

TRANSPORTER
16. Transporter Acknowledgment of Receipt of Materials
Transporter 1 Printed/Typed Name: Bill Johnston
Signature: Bill Johnston
Month 5 Day 17 Year 22
Transporter 2 Printed/Typed Name:
Signature:
Month Day Year

DESIGNATED CONSIGNEE
17. Discrepancy
17a. Discrepancy Indication Space ☐ Quantity ☐ Type ☐ Residue ☐ Partial Rejection ☐ Full Rejection
Bill of Lading Reference Number:
17b. Alternate Consignee (or Shipper)
U.S. EPA ID Number:
Facility's Phone:
17c. Signature of Alternate Consignee (or Shipper)
Month Day Year

18. Designated Receiving Facility Owner or Operator: Certification of receipt of materials covered by the bill of lading except as noted in Item 17a
Printed/Typed Name: Kaline Davis
Signature:
Month Day Year

COVANTA
Environmental Solutions

TK# 38

S0286159
~~S0282869~~

Corporate Office
5300 N 33rd St. - Milwaukee, WI 53209
Phone: 800-842-9792 Fax: 414-461-3812

SHIPPER

BILL OF LADING	1. Shipper ID Number	2. Page 1 of	3. Emergency Response Phone	4. Tracking Number
	NCVSQG		(800) 814-1204	CES 145743

5. Shipper's Name and Mailing Address
Colonial Pipeline Company
14108 Huntersville-Concord Road
Huntersvile North Carolina 28078
Shipper's Phone:

Shipper's Site Address (if different than mailing address)
Colonial Pipeline Company
14108 Huntersville-Concord Road
Huntersvile North Carolina 28078

6. Transporter 1 Company Name: Covanta Environmental Solutions — U.S. EPA ID Number: PAR000043026

7. Transporter 2 Company Name — U.S. EPA ID Number:

8. Consignee Name and Site Address
Covanta Environmental Solutions LLC
2503 Fayetteville Street
Asheboro NC 27203 (336) 683-0911
Facility's Phone:
U.S. EPA ID Number: NCR000135384

HM	9. Shipping Name and Description	10. Containers No.	10. Containers Type	11. Total Quantity	12. Unit Wt./Vol.	
	1. Non-RCRA, Non-DOT Regulated Material 3B	1	TT	5053	G	PLACARD? YES ☐ NO ☐ None
	2.					PLACARD? YES ☐ NO ☐
	3.					PLACARD? YES ☐ NO ☐
	4.					PLACARD? YES ☐ NO ☐

13. Special Handling Instructions and Additional Information

1 5005955 Petroleum Contact Water CWT: N/A PO#:

Trailer #60
Emergency Response Guide On-bo
Site arrival time 8:10
Site departure time 8:45
www.covanta.com

14. SHIPPER'S CERTIFICATION: I certify the materials are accurately described.

Shipper's/Offeror's Printed/Typed Name: Tim Moyer for Adam Harris @CPC — Signature: T.L. Moyer — Month 5 Day 18 Year 22

INT'L

15. International Shipments ☐ Import to U.S. ☐ Export from U.S. Port of entry/exit:
Transporter Signature (for exports only): Date leaving U.S.:

TRANSPORTER

16. Transporter Acknowledgment of Receipt of Materials

Transporter 1 Printed/Typed Name: Bobby Garnett — Signature: Bobby Garnett — Month 5 Day 18 Year 22

Transporter 2 Printed/Typed Name — Signature — Month Day Year

DESIGNATED CONSIGNEE

17. Discrepancy

17a. Discrepancy Indication Space ☐ Quantity ☐ Type ☐ Residue ☐ Partial Rejection ☐ Full Rejection

Bill of Lading Reference Number:

17b. Alternate Consignee (or Shipper) — U.S. EPA ID Number

Facility's Phone:

17c. Signature of Alternate Consignee (or Shipper) — Month Day Year

18. Designated Receiving Facility Owner or Operator: Certification of receipt of materials covered by the bill of lading except as noted in Item 17a

Printed/Typed Name: Kaline Davis — Signature: Kaline — Month 5 Day 18 Year 22

COVANTA
Environmental Solutions

TK # 38

S0286160
~~S0283101~~

Corporate Office
5300 N 33rd St. - Milwaukee, WI 53209
Phone: 800-842-9792 Fax: 414-461-3812

SHIPPER

BILL OF LADING	1. Shipper ID Number	2. Page 1 of	3. Emergency Response Phone	4. Tracking Number
	NCVSQG		(800) 814-1204	CES 145737

5. Shipper's Name and Mailing Address
Colonial Pipeline Company
14108 Huntersville-Concord Road
Huntersvile North Carolina 28078
Shipper's Phone:

Shipper's Site Address (if different than mailing address)
Colonial Pipeline Company
14108 Huntersville-Concord Road
Huntersvile North Carolina 28078

6. Transporter 1 Company Name: Covanta Environmental Solutions
U.S. EPA ID Number: PAR000043026

7. Transporter 2 Company Name:
U.S. EPA ID Number:

8. Consignee Name and Site Address
Covanta Environmental Solutions LLC
2503 Fayetteville Street
Asheboro NC 27203 (336) 683-0911
Facility's Phone:
U.S. EPA ID Number: NCR000135384

HM	9. Shipping Name and Description	10. Containers No.	10. Containers Type	11. Total Quantity	12. Unit Wt./Vol.	
	1. Non-RCRA, Non-DOT Regulated Material 3B	1	TT	5051	G	PLACARD? YES ☐ NO ☐ None
	2.					PLACARD? YES ☐ NO ☐
	3.					PLACARD? YES ☐ NO ☐
	4.					PLACARD? YES ☐ NO ☐

13. Special Handling Instructions and Additional Information

1 5005955 Petroleum Contact Water CWT: N/A PO#:

Trailer # 60
Emergency Response Guide On-bo
Site arrival time 12:40
Site departure time 1:15
www.covanta.com

14. SHIPPER'S CERTIFICATION: I certify the materials are accurately described.

Shipper's/Offeror's Printed/Typed Name: Tim Moyer for Adam Harris @ CPC
Signature: T. L. Moyer
Month 5 Day 18 Year 22

INT'L

15. International Shipments ☐ Import to U.S. ☐ Export from U.S. Port of entry/exit:
Transporter Signature (for exports only): Date leaving U.S.:

TRANSPORTER

16. Transporter Acknowledgment of Receipt of Materials

Transporter 1 Printed/Typed Name: Bobby Garrett
Signature: Bobby Garrett
Month 5 Day 18 Year 22

Transporter 2 Printed/Typed Name:
Signature:
Month Day Year

DESIGNATED CONSIGNEE

17. Discrepancy

17a. Discrepancy Indication Space ☐ Quantity ☐ Type ☐ Residue ☐ Partial Rejection ☐ Full Rejection

Bill of Lading Reference Number:

17b. Alternate Consignee (or Shipper)
U.S. EPA ID Number
Facility's Phone:

17c. Signature of Alternate Consignee (or Shipper)
Month Day Year

18. Designated Receiving Facility Owner or Operator: Certification of receipt of materials covered by the bill of lading except as noted in Item 17a

Printed/Typed Name: Kaline Davis
Signature: [signature]
Month 5 Day 18 Year 22

COVANTA
Environmental Solutions

RD-40
TR-18

Corporate Office
5300 N 33rd St. - Milwaukee, WI 53209
Phone: 800-842-9792 Fax: 414-461-3812

SO286224

BILL OF LADING

1. Shipper ID Number	2. Page 1 of	3. Emergency Response Phone	4. Tracking Number
NCVSQG		(800) 814-1204	CES 145774

SHIPPER

5. Shipper's Name and Mailing Address
Colonial Pipeline Company
14108 Huntersville-Concord Road
Huntersvile North Carolina 28078
Shipper's Phone:

Shipper's Site Address (if different than mailing address)
Colonial Pipeline Company
14108 Huntersville-Concord Road
Huntersvile North Carolina 28078

6. Transporter 1 Company Name: Covanta Environmental Solutions
U.S. EPA ID Number: PAR000043026

7. Transporter 2 Company Name:
U.S. EPA ID Number:

8. Consignee Name and Site Address
Covanta Environmental Solutions LLC
2503 Fayetteville Street
Asheboro NC 27203 (336) 683-0911
Facility's Phone:
U.S. EPA ID Number: NCR000135384

HM	9. Shipping Name and Description	10. Containers No.	10. Containers Type	11. Total Quantity	12. Unit Wt./Vol.	
	1. Non-RCRA, Non-DOT Regulated Material Van lines Zone 3, 200 3A 4853	1	TT	5053	G	PLACARD? YES ☐ NO ☐ None
	2.					PLACARD? YES ☐ NO ☐
	3.					PLACARD? YES ☐ NO ☐
	4.					PLACARD? YES ☐ NO ☐

13. Special Handling Instructions and Additional Information
1 5005955 Petroleum Contact Water CWT: N/A PO#:

Trailer # TR-18
Emergency Response Guide #
Site arrival time: 1840
Site departure time: 1225
www.covanta.com

14. SHIPPER'S CERTIFICATION: I certify the materials are accurately described.

Shipper's/Offeror's Printed/Typed Name: Tim Moyer for Adam Harris @ CPC
Signature: T. L. Moy
Month: 5 Day: 19 Year: 22

INT'L

15. International Shipments ☐ Import to U.S. ☐ Export from U.S. Port of entry/exit:
Transporter Signature (for exports only): Date leaving U.S.:

TRANSPORTER

16. Transporter Acknowledgment of Receipt of Materials

Transporter 1 Printed/Typed Name: Bill Johnston
Signature: Bill Johnston
Month: 5 Day: 19 Year: 22

Transporter 2 Printed/Typed Name:
Signature:
Month: Day: Year:

DESIGNATED CONSIGNEE

17. Discrepancy

17a. Discrepancy Indication Space ☐ Quantity ☐ Type ☐ Residue ☐ Partial Rejection ☐ Full Rejection

Bill of Lading Reference Number:

17b. Alternate Consignee (or Shipper)
U.S. EPA ID Number:
Facility's Phone:

17c. Signature of Alternate Consignee (or Shipper)
Month: Day: Year:

18. Designated Receiving Facility Owner or Operator: Certification of receipt of materials covered by the bill of lading except as noted in Item 17a

Printed/Typed Name: Kaline Davis
Signature:
Month: 5 Day: 19 Year: 22

COVANTA
Environmental Solutions

TK-43

SO286225

Corporate Office
5300 N 33rd St. - Milwaukee, WI 53209
Phone: 800-842-9792 Fax: 414-461-3812

BILL OF LADING

1. Shipper ID Number	2. Page 1 of	3. Emergency Response Phone	4. Tracking Number
NCVSQG		(800) 814-1204	CES 145776

SHIPPER

5. Shipper's Name and Mailing Address

Colonial Pipeline Company
14108 Huntersville-Concord Road
Huntersvile North Carolina 28078

Shipper's Phone:

Shipper's Site Address (if different than mailing address)

Colonial Pipeline Company
14108 Huntersville-Concord Road
Huntersvile North Carolina 28078

6. Transporter 1 Company Name: Covanta Environmental Solutions — U.S. EPA ID Number: PAR000043026

7. Transporter 2 Company Name — U.S. EPA ID Number:

8. Consignee Name and Site Address

Covanta Environmental Solutions LLC
2503 Fayetteville Street
Asheboro NC 27203 (336) 683-0911

Facility's Phone:

U.S. EPA ID Number: NCR000135384

HM	9. Shipping Name and Description	10. Containers No.	10. Containers Type	11. Total Quantity	12. Unit Wt./Vol.	
	1. Non-RCRA, Non-DOT Regulated Material 3A 4003 3B 1053	1	TT	5056	G	PLACARD? None YES ☐ NO ☐
	2.					PLACARD? YES ☐ NO ☐
	3.					PLACARD? YES ☐ NO ☐
	4.					PLACARD? YES ☐ NO ☐

13. Special Handling Instructions and Additional Information

1 5005955 Petroleum Contact Water CWT: N/A PO#:

Trailer # 34
Emergency Response Guide On-b
Site arrival time 1:45
Site departure time 2:25
www.covanta.com

14. SHIPPER'S CERTIFICATION: I certify the materials are accurately described.

Shipper's/Offeror's Printed/Typed Name: Tim Moyer for Adam Harris@cpe — Signature: T.L. Moyer — Month 5 — Day 19 — Year 22

INT'L

15. International Shipments ☐ Import to U.S. ☐ Export from U.S. Port of entry/exit:

Transporter Signature (for exports only): Date leaving U.S.:

TRANSPORTER

16. Transporter Acknowledgment of Receipt of Materials

Transporter 1 Printed/Typed Name: Bobby Sprott — Signature: Bobby Sprott — Month 5 — Day 19 — Year 22

Transporter 2 Printed/Typed Name — Signature — Month — Day — Year

DESIGNATED CONSIGNEE

17. Discrepancy

17a. Discrepancy Indication Space ☐ Quantity ☐ Type ☐ Residue ☐ Partial Rejection ☐ Full Rejection

Bill of Lading Reference Number:

17b. Alternate Consignee (or Shipper) — U.S. EPA ID Number

Facility's Phone:

17c. Signature of Alternate Consignee (or Shipper) — Month — Day — Year

18. Designated Receiving Facility Owner or Operator: Certification of receipt of materials covered by the bill of lading except as noted in Item 17a

Printed/Typed Name: Kalina Davis — Signature: KWD — Month 5 — Day 19 — Year 22

COVANTA
Environmental Solutions

BD-40
TR-18

Corporate Office
5300 N 33rd St. - Milwaukee, WI 53209
Phone: 800-842-9792 Fax: 414-461-3812

SO286227

BILL OF LADING

1. Shipper ID Number: NCVSQG
2. Page 1 of
3. Emergency Response Phone: (800) 814-1204
4. Tracking Number: **CES** 145773

SHIPPER

5. Shipper's Name and Mailing Address
Colonial Pipeline Company
14108 Huntersville-Concord Road
Huntersvile North Carolina 28078
Shipper's Phone:

Shipper's Site Address (if different than mailing address)
Colonial Pipeline Company
14108 Huntersville-Concord Road
Huntersvile North Carolina 28078

6. Transporter 1 Company Name: Covanta Environmental Solutions
U.S. EPA ID Number: PAR000043026

7. Transporter 2 Company Name:
U.S. EPA ID Number:

8. Consignee Name and Site Address
Covanta Environmental Solutions LLC
2503 Fayetteville Street
Asheboro NC 27203 (336) 683-0911
Facility's Phone:
U.S. EPA ID Number: NCR000135384

HM	9. Shipping Name and Description	10. Containers No.	10. Containers Type	11. Total Quantity	12. Unit Wt./Vol.	
	1. Non-RCRA, Non-DOT Regulated Material 2A	1	TT	4951	G	PLACARD? YES ☐ NO ☐ None
	2.					PLACARD? YES ☐ NO ☐
	3.					PLACARD? YES ☐ NO ☐
	4.					PLACARD? YES ☐ NO ☐

13. Special Handling Instructions and Additional Information
1 5005955 Petroleum Contact Water CWT: N/A PO#:

Trailer # TR-18
Emergency Response Guide
Site arrival time 2:30
Site departure time 3:20
www.covanta.com

14. SHIPPER'S CERTIFICATION: I certify the materials are accurately described.
Shipper's/Offeror's Printed/Typed Name: Tim Moya for Adam Harris @ CPC
Signature: T. L. Moya
Month 5 Day 19 Year 22

INT'L

15. International Shipments ☐ Import to U.S. ☐ Export from U.S. Port of entry/exit:
Transporter Signature (for exports only): Date leaving U.S.:

TRANSPORTER

16. Transporter Acknowledgment of Receipt of Materials
Transporter 1 Printed/Typed Name: Bill Johnston
Signature: Bill Johnston
Month 5 Day 19 Year 22
Transporter 2 Printed/Typed Name:
Signature:
Month Day Year

DESIGNATED CONSIGNEE

17. Discrepancy
17a. Discrepancy Indication Space ☐ Quantity ☐ Type ☐ Residue ☐ Partial Rejection ☐ Full Rejection
Bill of Lading Reference Number:
17b. Alternate Consignee (or Shipper)
U.S. EPA ID Number
Facility's Phone:
17c. Signature of Alternate Consignee (or Shipper)
Month Day Year

18. Designated Receiving Facility Owner or Operator: Certification of receipt of materials covered by the bill of lading except as noted in Item 17a
Printed/Typed Name: KalineDavis
Signature:
Month 5 Day 19 Year 22

COVANTA
Environmental Solutions

43 TK#38 SO2861168 7 0 ~~SO2828701~~

Corporate Office
5300 N 33rd St. - Milwaukee, WI 53209
Phone: 800-842-9792 Fax: 414-461-3812

BILL OF LADING

1. Shipper ID Number	2. Page 1 of	3. Emergency Response Phone	4. Tracking Number
NCVSQG		(800) 814-1204	CES 145744

SHIPPER

5. Shipper's Name and Mailing Address
Colonial Pipeline Company
14108 Huntersville-Concord Road
Huntersvile North Carolina 28078
Shipper's Phone:

Shipper's Site Address (if different than mailing address)
Colonial Pipeline Company
14108 Huntersville-Concord Road
Huntersvile North Carolina 28078

6. Transporter 1 Company Name: Covanta Environmental Solutions — U.S. EPA ID Number: PAR000043026

7. Transporter 2 Company Name — U.S. EPA ID Number:

8. Consignee Name and Site Address
Covanta Environmental Solutions LLC
2503 Fayetteville Street
Asheboro NC 27203 (336) 683-0911
Facility's Phone:
U.S. EPA ID Number: NCR000135384

HM	9. Shipping Name and Description	10. Containers No.	10. Containers Type	11. Total Quantity	12. Unit Wt./Vol.	
	1. Non-RCRA, Non-DOT Regulated Material 1B	1	TT	5053 G	G	PLACARD? YES ☐ NO ☒
	2.					PLACARD? YES ☐ NO ☐
	3.					PLACARD? YES ☐ NO ☐
	4.					PLACARD? YES ☐ NO ☐

13. Special Handling Instructions and Additional Information
1 5005955 Petroleum Contact Water CWT: N/A PO#:

Trailer # ~~00~~ 34
Emergency Response Guide 04-00
Site arrival time 8:30
Site departure time 9:10
www.covanta.com

14. SHIPPER'S CERTIFICATION: I certify the materials are accurately described.
Shipper's/Offeror's Printed/Typed Name: Tim Moyer for Adam Harris @ CPC — Signature: T. L. Moyer — Month 5 Day 19 Year 22

INT'L

15. International Shipments ☐ Import to U.S. ☐ Export from U.S. Port of entry/exit:
Transporter Signature (for exports only): Date leaving U.S.:

TRANSPORTER

16. Transporter Acknowledgment of Receipt of Materials
Transporter 1 Printed/Typed Name: Bobby Jarrett — Signature: Bobby Jarrett — Month 5 Day 19 Year 22
Transporter 2 Printed/Typed Name — Signature — Month Day Year

DESIGNATED CONSIGNEE

17. Discrepancy
17a. Discrepancy Indication Space ☐ Quantity ☐ Type ☐ Residue ☐ Partial Rejection ☐ Full Rejection
Bill of Lading Reference Number:
17b. Alternate Consignee (or Shipper) — U.S. EPA ID Number
Facility's Phone:
17c. Signature of Alternate Consignee (or Shipper) — Month Day Year

18. Designated Receiving Facility Owner or Operator: Certification of receipt of materials covered by the bill of lading except as noted in item 17a
Printed/Typed Name: KalineDavis — Signature: K W D — Month 5 Day 19 Year 22

COVANTA
Environmental Solutions

(1) 5028LKL9 RD-40 TR-18

Corporate Office
5300 N 33rd St. - Milwaukee, WI 53209
Phone: 800-842-9792 Fax: 414-461-3812

BILL OF LADING

1. Shipper ID Number	2. Page 1 of	3. Emergency Response Phone	4. Tracking Number
NCVSQG		(800) 814-1204	CES 145775

SHIPPER

5. Shipper's Name and Mailing Address
Colonial Pipeline Company
14108 Huntersville-Concord Road
Huntersvile North Carolina 28078
Shipper's Phone:

Shipper's Site Address (if different than mailing address)
Colonial Pipeline Company
14108 Huntersville-Concord Road
Huntersvile North Carolina 28078

6. Transporter 1 Company Name: Covanta Environmental Solutions
U.S. EPA ID Number: PAR000043026

7. Transporter 2 Company Name:
U.S. EPA ID Number:

8. Consignee Name and Site Address
Covanta Environmental Solutions LLC
2503 Fayetteville Street
Asheboro NC 27203 (336) 683-0911
Facility's Phone:
U.S. EPA ID Number: NCR000135384

HM	9. Shipping Name and Description	10. Containers No.	10. Containers Type	11. Total Quantity	12. Unit Wt./Vol.	PLACARD?
	1. Non-RCRA, Non-DOT Regulated Material 1B	1	TT	5053	G	YES ☐ NO ☐ None
	2.					YES ☐ NO ☐
	3.					YES ☐ NO ☐
	4.					YES ☐ NO ☐

13. Special Handling Instructions and Additional Information
1 5005955 Petroleum Contact Water CWT: N/A PO#:

Trailer # TR-18
Emergency Response Guide
Site arrival time 8:00 AM
Site departure time 0840
www.covanta.com

14. SHIPPER'S CERTIFICATION: I certify the materials are accurately described.
Shipper's/Offeror's Printed/Typed Name: Tim Mayo for Adam Harris @ CPC
Signature: T. L. Mayo
Month 5 Day 19 Year 22

INT'L

15. International Shipments ☐ Import to U.S. ☐ Export from U.S. Port of entry/exit:
Transporter Signature (for exports only): Date leaving U.S.:

TRANSPORTER

16. Transporter Acknowledgment of Receipt of Materials
Transporter 1 Printed/Typed Name: Bill Johnston
Signature: Bill Johnston
Month 5 Day 19 Year 22
Transporter 2 Printed/Typed Name:
Signature:
Month Day Year

DESIGNATED CONSIGNEE

17. Discrepancy
17a. Discrepancy Indication Space ☐ Quantity ☐ Type ☐ Residue ☐ Partial Rejection ☐ Full Rejection
Bill of Lading Reference Number:
17b. Alternate Consignee (or Shipper)
U.S. EPA ID Number:
Facility's Phone:
17c. Signature of Alternate Consignee (or Shipper)
Month Day Year

18. Designated Receiving Facility Owner or Operator: Certification of receipt of materials covered by the bill of lading except as noted in Item 17a
Printed/Typed Name: Kaline Davis
Signature:
Month 5 Day 19 Year 22

COVANTA
Environmental Solutions

RD42
TR60

SO286237

Corporate Office
5300 N 33rd St. - Milwaukee, WI 53209
Phone: 800-842-9792 Fax: 414-461-3812

BILL OF LADING

1. Shipper ID Number	2. Page 1 of	3. Emergency Response Phone	4. Tracking Number
NCVSQG		(800) 814-1204	CES 145760

SHIPPER

5. Shipper's Name and Mailing Address
Colonial Pipeline Company
14108 Huntersville-Concord Road
Huntersvile North Carolina 28078
Shipper's Phone:

Shipper's Site Address (if different than mailing address)
Colonial Pipeline Company
14108 Huntersville-Concord Road
Huntersvile North Carolina 28078

6. Transporter 1 Company Name: Covanta Environmental Solutions
U.S. EPA ID Number: PAR000043026

7. Transporter 2 Company Name:
U.S. EPA ID Number:

8. Consignee Name and Site Address
Covanta Environmental Solutions LLC
2503 Fayetteville Street
Asheboro NC 27203 (336) 683-0911
Facility's Phone:

U.S. EPA ID Number: NCR000135384

HM	9. Shipping Name and Description	10. Containers No.	10. Containers Type	11. Total Quantity	12. Unit Wt./Vol.	
	1. Non-RCRA, Non-DOT Regulated Material IA	1	TT	5052	G	PLACARD? YES ☐ NO ☐ None
	2.					PLACARD? YES ☐ NO ☐
	3.					PLACARD? YES ☐ NO ☐
	4.					PLACARD? YES ☐ NO ☐

13. Special Handling Instructions and Additional Information
1 5005955 Petroleum Contact Water CWT: N/A PO#:

Trailer # 60
Emergency Response Guide Co-bo
Site arrival time 1:30
Site departure time 2:15
www.covanta.com

14. SHIPPER'S CERTIFICATION: I certify the materials are accurately described.

Shipper's/Offeror's Printed/Typed Name: Tim Moyer for Adam Harris @ CPC
Signature: T. L. Moyer
Month 5 Day 20 Year 22

INT'L

15. International Shipments ☐ Import to U.S. ☐ Export from U.S. Port of entry/exit:
Transporter Signature (for exports only): Date leaving U.S.:

TRANSPORTER

16. Transporter Acknowledgment of Receipt of Materials

Transporter 1 Printed/Typed Name: JOSE HENRIQUEZ
Signature:
Month 5 Day 20 Year 22

Transporter 2 Printed/Typed Name:
Signature:
Month Day Year

DESIGNATED CONSIGNEE

17. Discrepancy

17a. Discrepancy Indication Space ☐ Quantity ☐ Type ☐ Residue ☐ Partial Rejection ☐ Full Rejection

Bill of Lading Reference Number:

17b. Alternate Consignee (or Shipper)
U.S. EPA ID Number:
Facility's Phone:

17c. Signature of Alternate Consignee (or Shipper)
Month Day Year

18. Designated Receiving Facility Owner or Operator: Certification of receipt of materials covered by the bill of lading except as noted in Item 17a

Printed/Typed Name: Kaline Davis
Signature:
Month 5 Day 20 Year 22

COVANTA
Environmental Solutions

TK # 43

SO286241

Corporate Office
5300 N 33rd St. - Milwaukee, WI 53209
Phone: 800-842-9792 Fax: 414-461-3812

BILL OF LADING

1. Shipper ID Number	2. Page 1 of	3. Emergency Response Phone	4. Tracking Number
NCVSQG		(800) 814-1204	CES 145761

SHIPPER

5. Shipper's Name and Mailing Address
Colonial Pipeline Company
14108 Huntersville-Concord Road
Huntersvile North Carolina 28078
Shipper's Phone:

Shipper's Site Address (if different than mailing address)
Colonial Pipeline Company
14108 Huntersville-Concord Road
Huntersvile North Carolina 28078

6. Transporter 1 Company Name: Covanta Environmental Solutions
U.S. EPA ID Number: PAR000043026

7. Transporter 2 Company Name
U.S. EPA ID Number

8. Consignee Name and Site Address
Covanta Environmental Solutions LLC
2503 Fayetteville Street
Asheboro NC 27203 (336) 683-0911
Facility's Phone:
U.S. EPA ID Number: NCR000135384

HM	9. Shipping Name and Description	10. Containers No.	10. Containers Type	11. Total Quantity	12. Unit Wt./Vol.	
	1. Non-RCRA, Non-DOT Regulated Material 3A 1561 3B 3492	1	TT	5053	G	PLACARD? YES ☐ NO ☐ None
	2.					PLACARD? YES ☐ NO ☐
	3.					PLACARD? YES ☐ NO ☐
	4.					PLACARD? YES ☐ NO ☐

13. Special Handling Instructions and Additional Information
1 5005955 Petroleum Contact Water CWT: N/A PO#:

Trailer # 0034
Emergency Response Guide On-bo
Site arrival time 12:45
Site departure time 1:30
www.covanta.com

14. SHIPPER'S CERTIFICATION: I certify the materials are accurately described.

Shipper's/Offeror's Printed/Typed Name	Signature	Month	Day	Year
Tim Moyer for Adam Harris@CPC	T. L Moyer	5	20	22

INT'L

15. International Shipments ☐ Import to U.S. ☐ Export from U.S. Port of entry/exit:
Transporter Signature (for exports only): Date leaving U.S.:

TRANSPORTER

16. Transporter Acknowledgment of Receipt of Materials

Transporter 1 Printed/Typed Name	Signature	Month	Day	Year
Bobby Sarnetl	Bobby Sarnett	5	20	22
Transporter 2 Printed/Typed Name	Signature	Month	Day	Year

DESIGNATED CONSIGNEE

17. Discrepancy

17a. Discrepancy Indication Space ☐ Quantity ☐ Type ☐ Residue ☐ Partial Rejection ☐ Full Rejection

Bill of Lading Reference Number:

17b. Alternate Consignee (or Shipper)
U.S. EPA ID Number
Facility's Phone:

17c. Signature of Alternate Consignee (or Shipper)

Month	Day	Year

18. Designated Receiving Facility Owner or Operator: Certification of receipt of materials covered by the bill of lading except as noted in Item 17a

Printed/Typed Name	Signature	Month	Day	Year
KalineDavis		5	20	22

COVANTA
Environmental Solutions

RDY2
TR60

SO286230

Corporate Office
5300 N 33rd St. - Milwaukee, WI 53209
Phone: 800-842-9792 Fax: 414-461-3812

BILL OF LADING

1. Shipper ID Number	2. Page 1 of	3. Emergency Response Phone	4. Tracking Number
NCVSQG		(800) 814-1204	CES 145768

SHIPPER

5. Shipper's Name and Mailing Address
Colonial Pipeline Company
14108 Huntersville-Concord Road
Huntersville North Carolina 28078
Shipper's Phone:

Shipper's Site Address (if different than mailing address)
Colonial Pipeline Company
14108 Huntersville-Concord Road
Huntersville North Carolina 28078

6. Transporter 1 Company Name: Covanta Environmental Solutions
U.S. EPA ID Number: PAR000043026

7. Transporter 2 Company Name:
U.S. EPA ID Number:

8. Consignee Name and Site Address
Covanta Environmental Solutions LLC
2503 Fayetteville Street
Asheboro NC 27203 (336) 683-0911
Facility's Phone:
U.S. EPA ID Number: NCR000135384

HM	9. Shipping Name and Description	10. Containers No.	10. Containers Type	11. Total Quantity	12. Unit Wt./Vol.	
	1. Non-RCRA, Non-DOT Regulated Material 3A 452 1B 4601	1	TT	5053	G	PLACARD? YES ☐ NO ☐ None
	2.					PLACARD? YES ☐ NO ☐
	3.					PLACARD? YES ☐ NO ☐
	4.					PLACARD? YES ☐ NO ☐

13. Special Handling Instructions and Additional Information
1 5005955 Petroleum Contact Water CWT: N/A PO#:

Trailer # 60
Emergency Response Guide On-boa
Site arrival time 10:45
Site departure time 11:30
www.covanta.com

14. SHIPPER'S CERTIFICATION: I certify the materials are accurately described.
Shipper's/Offeror's Printed/Typed Name: Tim Moyer For Adam Harris @CPL
Signature:
Month: 5 Day: 20 Year: 22

INT'L

15. International Shipments ☐ Import to U.S. ☐ Export from U.S. Port of entry/exit:
Transporter Signature (for exports only): Date leaving U.S.:

TRANSPORTER

16. Transporter Acknowledgment of Receipt of Materials
Transporter 1 Printed/Typed Name: JOSE HERNANDEZ
Signature:
Month: 5 Day: 20 Year: 22
Transporter 2 Printed/Typed Name:
Signature:
Month: Day: Year:

DESIGNATED CONSIGNEE

17. Discrepancy
17a. Discrepancy Indication Space ☐ Quantity ☐ Type ☐ Residue ☐ Partial Rejection ☐ Full Rejection
Bill of Lading Reference Number:
17b. Alternate Consignee (or Shipper)
U.S. EPA ID Number:
Facility's Phone:
17c. Signature of Alternate Consignee (or Shipper)
Month: Day: Year:

18. Designated Receiving Facility Owner or Operator: Certification of receipt of materials covered by the bill of lading except as noted in Item 17a
Printed/Typed Name: Kaline Davis
Signature:
Month: 5 Day: 20 Year: 22

COVANTA
Environmental Solutions

TK# 43

S0286234

~~S0283096~~

Corporate Office
5300 N 33rd St. - Milwaukee, WI 53209
Phone: 800-842-9792 Fax: 414-461-3812

SHIPPER

BILL OF LADING	1. Shipper ID Number	2. Page 1 of	3. Emergency Response Phone	4. Tracking Number
	NCVSQG		(800) 814-1204	CES 145735

5. Shipper's Name and Mailing Address
Colonial Pipeline Company
14108 Huntersville-Concord Road
Huntersvile North Carolina 28078
Shipper's Phone:

Shipper's Site Address (if different than mailing address)
Colonial Pipeline Company
14108 Huntersville-Concord Road
Huntersvile North Carolina 28078

6. Transporter 1 Company Name: Covanta Environmental Solutions
U.S. EPA ID Number: PAR000043026

7. Transporter 2 Company Name:
U.S. EPA ID Number:

8. Consignee Name and Site Address
Covanta Environmental Solutions LLC
2503 Fayetteville Street
Asheboro NC 27203 (336) 683-0911
Facility's Phone:
U.S. EPA ID Number: NCR000135384

HM	9. Shipping Name and Description	10. Containers No.	10. Containers Type	11. Total Quantity	12. Unit Wt./Vol.	
	1. Non-RCRA, Non-DOT Regulated Material 1B	1	TT	5052	G	PLACARD? YES ☐ NO ☐ None
	2.					PLACARD? YES ☐ NO ☐
	3.					PLACARD? YES ☐ NO ☐
	4.					PLACARD? YES ☐ NO ☐

13. Special Handling Instructions and Additional Information

1 5005955 Petroleum Contact Water CWT: N/A PO#:

Trailer # 34
Emergency Response Guide On-bo
Site arrival time 1005
Site departure time 1045
www.covanta.com

14. SHIPPER'S CERTIFICATION: I certify the materials are accurately described.

Shipper's/Offeror's Printed/Typed Name: Tim Moyer for Adam Harris @CPE
Signature: T. L. Moy
Month 5 Day 20 Year 22

INT'L

15. International Shipments ☐ Import to U.S. ☐ Export from U.S. Port of entry/exit:
Transporter Signature (for exports only): Date leaving U.S.:

TRANSPORTER

16. Transporter Acknowledgment of Receipt of Materials

Transporter 1 Printed/Typed Name: Bobby Sarnett
Signature: Bobby Sarnett
Month 5 Day 20 Year 22

Transporter 2 Printed/Typed Name:
Signature:
Month Day Year

DESIGNATED CONSIGNEE

17. Discrepancy

17a. Discrepancy Indication Space ☐ Quantity ☐ Type ☐ Residue ☐ Partial Rejection ☐ Full Rejection

Bill of Lading Reference Number:

17b. Alternate Consignee (or Shipper)
U.S. EPA ID Number
Facility's Phone:

17c. Signature of Alternate Consignee (or Shipper)
Month Day Year

18. Designated Receiving Facility Owner or Operator: Certification of receipt of materials covered by the bill of lading except as noted in Item 17a

Printed/Typed Name: Kaline Davis
Signature: [signature]
Month 5 Day 20 Year 22

COVANTA
Environmental Solutions

RD 42
TR 60

SO286228

Corporate Office
5300 N 33rd St. - Milwaukee, WI 53209
Phone: 800-842-9792 Fax: 414-461-3812

BILL OF LADING

1. Shipper ID Number	2. Page 1 of	3. Emergency Response Phone	4. Tracking Number
NCVSQG		(800) 814-1204	CES 145762

SHIPPER

5. Shipper's Name and Mailing Address
Colonial Pipeline Company
14108 Huntersville-Concord Road
Huntersvile North Carolina 28078
Shipper's Phone:

Shipper's Site Address (if different than mailing address)
Colonial Pipeline Company
14108 Huntersville-Concord Road
Huntersvile North Carolina 28078

6. Transporter 1 Company Name: Covanta Environmental Solutions
U.S. EPA ID Number: PAR000043026

7. Transporter 2 Company Name:
U.S. EPA ID Number:

8. Consignee Name and Site Address
Covanta Environmental Solutions LLC
2503 Fayetteville Street
Asheboro NC 27203 (336) 683-0911
Facility's Phone:
U.S. EPA ID Number: NCR000135384

HM	9. Shipping Name and Description	10. Containers No.	10. Containers Type	11. Total Quantity	12. Unit Wt./Vol.	
	1. Non-RCRA, Non-DOT Regulated Material 3A	1	TT	5,053	G	PLACARD? YES ☐ NO ☐ None
	2.					PLACARD? YES ☐ NO ☐
	3.					PLACARD? YES ☐ NO ☐
	4.					PLACARD? YES ☐ NO ☐

13. Special Handling Instructions and Additional Information
1 5005955 Petroleum Contact Water CWT: N/A PO#:

Trailer # 60
Emergency Response Guide On-bo
Site arrival time 8:00 am
Site departure time 0845
www.covanta.com

14. SHIPPER'S CERTIFICATION: I certify the materials are accurately described.
Shipper's/Offeror's Printed/Typed Name: Tim Moyer for Adam Harris @ CPC
Signature: T.L Moyer
Month 5 Day 20 Year 22

INT'L

15. International Shipments ☐ Import to U.S. ☐ Export from U.S. Port of entry/exit:
Transporter Signature (for exports only): Date leaving U.S.:

TRANSPORTER

16. Transporter Acknowledgment of Receipt of Materials
Transporter 1 Printed/Typed Name: JOSE HENRIQUEZ
Signature:
Month 5 Day 20 Year 22
Transporter 2 Printed/Typed Name:
Signature:
Month Day Year

DESIGNATED CONSIGNEE

17. Discrepancy
17a. Discrepancy Indication Space ☐ Quantity ☐ Type ☐ Residue ☐ Partial Rejection ☐ Full Rejection
Bill of Lading Reference Number:

17b. Alternate Consignee (or Shipper)
U.S. EPA ID Number:
Facility's Phone:

17c. Signature of Alternate Consignee (or Shipper)
Month Day Year

18. Designated Receiving Facility Owner or Operator: Certification of receipt of materials covered by the bill of lading except as noted in Item 17a
Printed/Typed Name: Kaline Davis
Signature:
Month 5 Day 20 Year 22

COVANTA
Environmental Solutions

TK # 43

~~50283096~~ 50286231

Corporate Office
5300 N 33rd St. - Milwaukee, WI 53209
Phone: 800-842-9792 Fax: 414-461-3812

BILL OF LADING

1. Shipper ID Number	2. Page 1 of	3. Emergency Response Phone	4. Tracking Number
NCVSQG		(800) 814-1204	CES 145734

SHIPPER

5. Shipper's Name and Mailing Address
Colonial Pipeline Company
14108 Huntersville-Concord Road
Huntersville North Carolina 28078
Shipper's Phone:

Shipper's Site Address (if different than mailing address)
Colonial Pipeline Company
14108 Huntersville-Concord Road
Huntersville North Carolina 28078

6. Transporter 1 Company Name: Covanta Environmental Solutions
U.S. EPA ID Number: PAR000043026

7. Transporter 2 Company Name:
U.S. EPA ID Number:

8. Consignee Name and Site Address
Covanta Environmental Solutions LLC
2503 Fayetteville Street
Asheboro NC 27203 (336) 683-0911
Facility's Phone:
U.S. EPA ID Number: NCR000135384

HM	9. Shipping Name and Description	10. Containers No.	10. Containers Type	11. Total Quantity	12. Unit Wt./Vol.	
	1. Non-RCRA, Non-DOT Regulated Material 1A	1	TT	5052	G	PLACARD? YES ☐ NO ☐ None
	2.					PLACARD? YES ☐ NO ☐
	3.					PLACARD? YES ☐ NO ☐
	4.					PLACARD? YES ☐ NO ☐

13. Special Handling Instructions and Additional Information
1 5005955 Petroleum Contact Water CWT: N/A PO#:

Trailer # 39
Emergency Response Guide On-boa
Site arrival time 7:25
Site departure time 8:10
www.covanta.com

14. SHIPPER'S CERTIFICATION: I certify the materials are accurately described.

Shipper's/Offeror's Printed/Typed Name: Tim Moyer for Adam Harris@CPC
Signature: T. L. Moyer
Month 5 Day 20 Year 22

INT'L

15. International Shipments ☐ Import to U.S. ☐ Export from U.S. Port of entry/exit:
Transporter Signature (for exports only): Date leaving U.S.:

TRANSPORTER

16. Transporter Acknowledgment of Receipt of Materials

Transporter 1 Printed/Typed Name: Bobby Jarrett
Signature: Bobby Jarrett
Month 5 Day 20 Year 22

Transporter 2 Printed/Typed Name:
Signature:
Month Day Year

DESIGNATED CONSIGNEE

17. Discrepancy

17a. Discrepancy Indication Space ☐ Quantity ☐ Type ☐ Residue ☐ Partial Rejection ☐ Full Rejection

Bill of Lading Reference Number:

17b. Alternate Consignee (or Shipper)
U.S. EPA ID Number:
Facility's Phone:

17c. Signature of Alternate Consignee (or Shipper)
Month Day Year

18. Designated Receiving Facility Owner or Operator: Certification of receipt of materials covered by the bill of lading except as noted in Item 17a

Printed/Typed Name: Kaline Davis
Signature:
Month 5 Day 20 Year 22

COVANTA
Environmental Solutions

SO286478

Corporate Office
5300 N 33rd St. - Milwaukee, WI 53209
Phone: 800-842-9792 Fax: 414-461-3812

BILL OF LADING

1. Shipper ID Number	2. Page 1 of	3. Emergency Response Phone	4. Tracking Number
NCVSQG		(800) 814-1204	CES 145757

SHIPPER

5. Shipper's Name and Mailing Address
Colonial Pipeline Company
14108 Huntersville-Concord Road
Huntersville North Carolina 28078
Shipper's Phone:

Shipper's Site Address (if different than mailing address)
Colonial Pipeline Company
14108 Huntersville-Concord Road
Huntersville North Carolina 28078

6. Transporter 1 Company Name: Covanta Environmental Solutions
U.S. EPA ID Number: PAR000043026

7. Transporter 2 Company Name:
U.S. EPA ID Number:

8. Consignee Name and Site Address
Covanta Environmental Solutions LLC
2503 Fayetteville Street
Asheboro NC 27203 (336) 683-0911
Facility's Phone:

U.S. EPA ID Number: NCR000135384

HM	9. Shipping Name and Description	10. Containers No.	10. Containers Type	11. Total Quantity	12. Unit Wt./Vol.	
	1. Non-RCRA, Non-DOT Regulated Material 3B	1	TT	4623	G	PLACARD? YES X None NO ☐
	2.					PLACARD? YES ☐ NO ☐
	3.					PLACARD? YES ☐ NO ☐
	4.					PLACARD? YES ☐ NO ☐

13. Special Handling Instructions and Additional Information
1 5005955 Petroleum Contact Water CWT: N/A PO#:

RD43 Trailer # 34
Emergency Response Guide On-board
Site arrival time 12:15
Site departure time 1:00
www.covanta.com

14. SHIPPER'S CERTIFICATION: I certify the materials are accurately described.

Shipper's/Offeror's Printed/Typed Name	Signature	Month	Day	Year
Tim Moyer for Adam Harris@CPC	T. L. Moy	5	21	22

INT'L

15. International Shipments ☐ Import to U.S. ☐ Export from U.S. Port of entry/exit:
Transporter Signature (for exports only): Date leaving U.S.:

TRANSPORTER

16. Transporter Acknowledgment of Receipt of Materials

Transporter 1 Printed/Typed Name	Signature	Month	Day	Year
TREVOR FOSTER	Trevor Foster	5	21	22
Transporter 2 Printed/Typed Name	Signature	Month	Day	Year

DESIGNATED CONSIGNEE

17. Discrepancy

17a. Discrepancy Indication Space ☐ Quantity ☐ Type ☐ Residue ☐ Partial Rejection ☐ Full Rejection

Bill of Lading Reference Number:

17b. Alternate Consignee (or Shipper)
U.S. EPA ID Number:
Facility's Phone:

17c. Signature of Alternate Consignee (or Shipper) Month Day Year

18. Designated Receiving Facility Owner or Operator: Certification of receipt of materials covered by the bill of lading except as noted in Item 17a

Printed/Typed Name	Signature	Month	Day	Year
Kaline Davis		5	21	22

COVANTA
Environmental Solutions

RD-40
TR-18

SO286474

Corporate Office
5300 N 33rd St. - Milwaukee, WI 53209
Phone: 800-842-9792 Fax: 414-461-3812

BILL OF LADING

1. Shipper ID Number: NCVSQG
2. Page 1 of
3. Emergency Response Phone: (800) 814-1204
4. Tracking Number: CES 145756

SHIPPER

5. Shipper's Name and Mailing Address
Colonial Pipeline Company
14108 Huntersville-Concord Road
Huntersville North Carolina 28078
Shipper's Phone:

Shipper's Site Address (if different than mailing address)
Colonial Pipeline Company
14108 Huntersville-Concord Road
Huntersville North Carolina 28078

6. Transporter 1 Company Name: Covanta Environmental Solutions
U.S. EPA ID Number: PAR000043026

7. Transporter 2 Company Name:
U.S. EPA ID Number:

8. Consignee Name and Site Address
Covanta Environmental Solutions LLC
2503 Fayetteville Street
Asheboro NC 27203 (336) 683-0911
Facility's Phone:

U.S. EPA ID Number: NCR000135384

HM	9. Shipping Name and Description	10. Containers No.	10. Containers Type	11. Total Quantity	12. Unit Wt./Vol.	
	1. Non-RCRA, Non-DOT Regulated Material 1B	1	TT	5050	G	PLACARD? None YES ☐ NO ☐
	2.					PLACARD? YES ☐ NO ☐
	3.					PLACARD? YES ☐ NO ☐
	4.					PLACARD? YES ☐ NO ☐

13. Special Handling Instructions and Additional Information
1 5005955 Petroleum Contact Water CWT: N/A PO#:

Trailer # TR-18
Emergency Response Guide On-board
Site arrival time 8:30 am
Site departure time 0915
www.covanta.com

14. SHIPPER'S CERTIFICATION: I certify the materials are accurately described.
Shipper's/Offeror's Printed/Typed Name: Tim Moyer for Adam Harris@CR
Signature: T.L. Moyer
Month 5 Day 21 Year 22

INT'L

15. International Shipments ☐ Import to U.S. ☐ Export from U.S. Port of entry/exit:
Transporter Signature (for exports only): Date leaving U.S.:

TRANSPORTER

16. Transporter Acknowledgment of Receipt of Materials
Transporter 1 Printed/Typed Name: Bill Johnston
Signature: Bill Johnston
Month 5 Day 21 Year 22
Transporter 2 Printed/Typed Name:
Signature:
Month Day Year

DESIGNATED CONSIGNEE

17. Discrepancy
17a. Discrepancy Indication Space ☐ Quantity ☐ Type ☐ Residue ☐ Partial Rejection ☐ Full Rejection
Bill of Lading Reference Number:
17b. Alternate Consignee (or Shipper)
U.S. EPA ID Number:
Facility's Phone:
17c. Signature of Alternate Consignee (or Shipper)
Month Day Year

18. Designated Receiving Facility Owner or Operator: Certification of receipt of materials covered by the bill of lading except as noted in Item 17a
Printed/Typed Name: Kaline Davis
Signature:
Month 5 Day 21 Year 22

COVANTA
Environmental Solutions

50286477

Corporate Office
5300 N 33rd St. - Milwaukee, WI 53209
Phone: 800-842-9792 Fax: 414-461-3812

BILL OF LADING

1. Shipper ID Number	2. Page 1 of	3. Emergency Response Phone	4. Tracking Number
NCVSQG		(800) 814-1204	CES 145754

5. Shipper's Name and Mailing Address
Colonial Pipeline Company
14108 Huntersville-Concord Road
Huntersville North Carolina 28078
Shipper's Phone:

Shipper's Site Address (if different than mailing address)
Colonial Pipeline Company
14108 Huntersville-Concord Road
Huntersville North Carolina 28078

6. Transporter 1 Company Name: Covanta Environmental Solutions — U.S. EPA ID Number: PAR000043026

7. Transporter 2 Company Name — U.S. EPA ID Number:

8. Consignee Name and Site Address
Covanta Environmental Solutions LLC
2503 Fayetteville Street
Asheboro NC 27203 (336) 683-0911
Facility's Phone:

U.S. EPA ID Number: NCR000135384

HM	9. Shipping Name and Description	10. Containers No.	10. Containers Type	11. Total Quantity	12. Unit Wt./Vol.	
	1. Non-RCRA, Non-DOT Regulated Material 3B	1 DF	TT	5052	G	None PLACARD? YES X NO ☐
	2.					PLACARD? YES ☐ NO ☐
	3.					PLACARD? YES ☐ NO ☐
	4.					PLACARD? YES ☐ NO ☐

13. Special Handling Instructions and Additional Information
1 5005955 Petroleum Contact Water CWT: N/A PO#:

RD43 Trailer # 34
Emergency Response Guide On-board
Site arrival time 7:55
Site departure time 8:25
www.covanta.com

14. SHIPPER'S CERTIFICATION: I certify the materials are accurately described.

Shipper's/Offeror's Printed/Typed Name: Tim Moya for Adam Harris @ CPC — Signature: T. L Moya — Month 5 Day 21 Year 22

INT'L

15. International Shipments ☐ Import to U.S. ☐ Export from U.S. Port of entry/exit:
Transporter Signature (for exports only): Date leaving U.S.:

TRANSPORTER

16. Transporter Acknowledgment of Receipt of Materials

Transporter 1 Printed/Typed Name: TREVOR FOSTER — Signature: Trevor Foster — Month 5 Day 21 Year 22

Transporter 2 Printed/Typed Name — Signature — Month Day Year

DESIGNATED CONSIGNEE

17. Discrepancy

17a. Discrepancy Indication Space ☐ Quantity ☐ Type ☐ Residue ☐ Partial Rejection ☐ Full Rejection

Bill of Lading Reference Number:

17b. Alternate Consignee (or Shipper) — U.S. EPA ID Number

Facility's Phone:

17c. Signature of Alternate Consignee (or Shipper) — Month Day Year

18. Designated Receiving Facility Owner or Operator: Certification of receipt of materials covered by the bill of lading except as noted in Item 17a

Printed/Typed Name: Katina Davis — Signature: [signature] — Month 5 Day 21 Year 22

COVANTA
Environmental Solutions

RD-40
TR-18

SO286499

Corporate Office
5300 N 33rd St. - Milwaukee, WI 53209
Phone: 800-842-9792 Fax: 414-461-3812

BILL OF LADING

1. Shipper ID Number	2. Page 1 of	3. Emergency Response Phone	4. Tracking Number
NCVSQG		(800) 814-1204	CES 145848

SHIPPER

5. Shipper's Name and Mailing Address
Colonial Pipeline Company
14108 Huntersville-Concord Road
Huntersville North Carolina 28078
Shipper's Phone:

Shipper's Site Address (if different than mailing address)
Colonial Pipeline Company
14108 Huntersville-Concord Road
Huntersville North Carolina 28078

6. Transporter 1 Company Name: Covanta Environmental Solutions — U.S. EPA ID Number: PAR000043026

7. Transporter 2 Company Name — U.S. EPA ID Number:

8. Consignee Name and Site Address
Covanta Environmental Solutions LLC
2503 Fayetteville Street
Asheboro NC 27203 (336) 683-0911
Facility's Phone:

U.S. EPA ID Number: NCR000135384

HM	9. Shipping Name and Description	10. Containers No.	10. Containers Type	11. Total Quantity	12. Unit Wt./Vol.	
	1. Non-RCRA, Non-DOT Regulated Material	TT		3-A 2653 1-A 3000 Tot. 5053		None PLACARD? YES ☐ NO ☐
	2.					PLACARD? YES ☐ NO ☐
	3.					PLACARD? YES ☐ NO ☐
	4.					PLACARD? YES ☐ NO ☐

13. Special Handling Instructions and Additional Information
1 5005955 Petroleum Contact Water CWT: N/A PO#:

Trailer # TR-18
Emergency Response Guide On-board
Site arrival time 10:10 AM
Site departure time 10:50 AM
www.covanta.com

14. SHIPPER'S CERTIFICATION: I certify the materials are accurately described.

Shipper's/Offeror's Printed/Typed Name: Curtis Gunter As Agent For Adam Harris — Signature: Curtis Gunter — Month 5 Day 22 Year 22

INT'L

15. International Shipments ☐ Import to U.S. ☐ Export from U.S. Port of entry/exit:
Transporter Signature (for exports only): Date leaving U.S.:

TRANSPORTER

16. Transporter Acknowledgment of Receipt of Materials

Transporter 1 Printed/Typed Name: Bill Johnston — Signature: Bill Johnston — Month 5 Day 22 Year 22

Transporter 2 Printed/Typed Name — Signature — Month Day Year

DESIGNATED CONSIGNEE

17. Discrepancy

17a. Discrepancy Indication Space ☐ Quantity ☐ Type ☐ Residue ☐ Partial Rejection ☐ Full Rejection

Bill of Lading Reference Number:

17b. Alternate Consignee (or Shipper) — U.S. EPA ID Number
Facility's Phone:

17c. Signature of Alternate Consignee (or Shipper) — Month Day Year

18. Designated Receiving Facility Owner or Operator: Certification of receipt of materials covered by the bill of lading except as noted in Item 17a

Printed/Typed Name: Katine Davis — Signature — Month 5 Day 22 Year 22

COVANTA
Environmental Solutions

TK# 43

SO286500

Corporate Office
5300 N 33rd St. - Milwaukee, WI 53209
Phone: 800-842-9792 Fax: 414-461-3812

SHIPPER

BILL OF LADING	1. Shipper ID Number	2. Page 1 of	3. Emergency Response Phone	4. Tracking Number
	NCVSQG		(800) 814-1204	CES 145627

5. Shipper's Name and Mailing Address
Colonial Pipeline Company
14108 Huntersville-Concord Road
Huntersvile North Carolina 28078
Shipper's Phone:

Shipper's Site Address (if different than mailing address)
Colonial Pipeline Company
14108 Huntersville-Concord Road
Huntersvile North Carolina 28078

6. Transporter 1 Company Name: Covanta Environmental Solutions — U.S. EPA ID Number: PAR000043026

7. Transporter 2 Company Name — U.S. EPA ID Number:

8. Consignee Name and Site Address
Covanta Environmental Solutions LLC
2503 Fayetteville Street
Asheboro NC 27203 (336) 683-0911
Facility's Phone:

U.S. EPA ID Number: NCR000135384

HM	9. Shipping Name and Description	10. Containers No.	10. Containers Type	11. Total Quantity	12. Unit Wt./Vol.	
	1. Non-RCRA, Non-DOT Regulated Material	1 TT		4987	G	PLACARD? None YES ☐ NO ☐
	2.					PLACARD? YES ☐ NO ☐
	3.					PLACARD? YES ☐ NO ☐
	4.					PLACARD? YES ☐ NO ☐

13. Special Handling Instructions and Additional Information

1 5005955 Petroleum Contact Water CWT: N/A PO#:

Trailer # 34
Emergency Response Guide On-board
Site arrival time 8:55
Site departure time 9:45
www.covanta.com

14. SHIPPER'S CERTIFICATION: I certify the materials are accurately described.

Shipper's/Offeror's Printed/Typed Name: Curtis Garrett As Agent For Adam Harris — Signature: [signature] — Month 5 Day 22 Year 22

INT'L

15. International Shipments ☐ Import to U.S. ☐ Export from U.S. Port of entry/exit:
Transporter Signature (for exports only): Date leaving U.S.:

TRANSPORTER

16. Transporter Acknowledgment of Receipt of Materials

Transporter 1 Printed/Typed Name: Bobby Jarrett — Signature: [signature] — Month 5 Day 22 Year 22

Transporter 2 Printed/Typed Name — Signature — Month Day Year

DESIGNATED CONSIGNEE

17. Discrepancy

17a. Discrepancy Indication Space ☐ Quantity ☐ Type ☐ Residue ☐ Partial Rejection ☐ Full Rejection

Bill of Lading Reference Number:

17b. Alternate Consignee (or Shipper) — U.S. EPA ID Number

Facility's Phone:

17c. Signature of Alternate Consignee (or Shipper) — Month Day Year

18. Designated Receiving Facility Owner or Operator: Certification of receipt of materials covered by the bill of lading except as noted in Item 17a

Printed/Typed Name: Kaline Davis — Signature: [signature] — Month 5 Day 22 Year 22

COVANTA
Environmental Solutions

SO286496

Corporate Office
5300 N 33rd St. - Milwaukee, WI 53209
Phone: 800-842-9792 Fax: 414-461-3812

BILL OF LADING

1. Shipper ID Number	2. Page 1 of	3. Emergency Response Phone	4. Tracking Number
NCVSQG	1	(800) 814-1204	CES 145631

SHIPPER

5. Shipper's Name and Mailing Address
Colonial Pipeline Company
14108 Huntersville-Concord Road
Huntersville North Carolina 28078
Shipper's Phone:

Shipper's Site Address (if different than mailing address)
Colonial Pipeline Company
14108 Huntersville-Concord Road
Huntersville North Carolina 28078

6. Transporter 1 Company Name: Covanta Environmental Solutions
U.S. EPA ID Number: PAR000043026

7. Transporter 2 Company Name:
U.S. EPA ID Number:

8. Consignee Name and Site Address
Covanta Environmental Solutions LLC
2503 Fayetteville Street
Asheboro NC 27203 (336) 683-0911
Facility's Phone:

U.S. EPA ID Number: NCR000135384

HM	9. Shipping Name and Description	10. Containers No.	10. Containers Type	11. Total Quantity	12. Unit Wt./Vol.	
	1. Non-RCRA, Non-DOT Regulated Material	1	TT	5050		PLACARD? None YES ☐ NO ☐
	2.					PLACARD? YES ☐ NO ☐
	3.					PLACARD? YES ☐ NO ☐
	4.					PLACARD? YES ☐ NO ☐

13. Special Handling Instructions and Additional Information
1 5005955 Petroleum Contact Water CWT: N/A PO#:

RD 29
Trailer # TR60
Emergency Response Guide On-board
Site arrival time 820
Site departure time 905
www.covanta.com

14. SHIPPER'S CERTIFICATION: I certify the materials are accurately described.

Shipper's/Offeror's Printed/Typed Name: Curtis Gunter AS Agent For Adam Harris
Signature: Curtis Gunter
Month 5 Day 22 Year 22

INT'L

15. International Shipments ☐ Import to U.S. ☐ Export from U.S. Port of entry/exit:
Transporter Signature (for exports only): Date leaving U.S.:

TRANSPORTER

16. Transporter Acknowledgment of Receipt of Materials

Transporter 1 Printed/Typed Name: CORBY TUCKER
Signature:
Month 5 Day 22 Year 22

Transporter 2 Printed/Typed Name:
Signature:
Month Day Year

DESIGNATED CONSIGNEE

17. Discrepancy

17a. Discrepancy Indication Space ☐ Quantity ☐ Type ☐ Residue ☐ Partial Rejection ☐ Full Rejection

Bill of Lading Reference Number:

17b. Alternate Consignee (or Shipper)
U.S. EPA ID Number:
Facility's Phone:

17c. Signature of Alternate Consignee (or Shipper)
Month Day Year

18. Designated Receiving Facility Owner or Operator: Certification of receipt of materials covered by the bill of lading except as noted in Item 17a

Printed/Typed Name: Kaline Davis
Signature:
Month 5 Day 22 Year 22

COVANTA
Environmental Solutions

RD-40
TR-18

Corporate Office
5300 N 33rd St. - Milwaukee, WI 53209
Phone: 800-842-9792 Fax: 414-461-3812

SO286498

BILL OF LADING

1. Shipper ID Number	2. Page 1 of	3. Emergency Response Phone	4. Tracking Number
NCVSQG		(800) 814-1204	CES 145562

SHIPPER

5. Shipper's Name and Mailing Address
Colonial Pipeline Company
14108 Huntersville-Concord Road
Huntersvile North Carolina 28078
Shipper's Phone:

Shipper's Site Address (if different than mailing address)
Colonial Pipeline Company
14108 Huntersville-Concord Road
Huntersvile North Carolina 28078

6. Transporter 1 Company Name: Covanta Environmental Solutions
U.S. EPA ID Number: PAR000043026

7. Transporter 2 Company Name:
U.S. EPA ID Number:

8. Consignee Name and Site Address
Covanta Environmental Solutions LLC
2503 Fayetteville Street
Asheboro NC 27203 (336) 683-0911
Facility's Phone:
U.S. EPA ID Number: NCR000135384

HM	9. Shipping Name and Description	10. Containers No.	10. Containers Type	11. Total Quantity	12. Unit Wt./Vol.	
	1. Non-RCRA, Non-DOT Regulated Material 3A	1	TT	6052	G	PLACARD? YES ☐ NO ☐ None
	2.					PLACARD? YES ☐ NO ☐
	3.					PLACARD? YES ☐ NO ☐
	4.					PLACARD? YES ☐ NO ☐

13. Special Handling Instructions and Additional Information
1 5005955 Petroleum Contact Water CWT: N/A PO#:

Trailer # TR-18
Emergency Response Guide On-board
Site arrival time 7:30 AM
Site departure time 8:00 AM
www.covanta.com

14. SHIPPER'S CERTIFICATION: I certify the materials are accurately described.
Shipper's/Offeror's Printed/Typed Name: Curtis Gunter AS Agent For Adam Harris
Signature: Curtis Gunter
Month 5 Day 22 Year 22

INT'L
15. International Shipments ☐ Import to U.S. ☐ Export from U.S. Port of entry/exit:
Transporter Signature (for exports only): Date leaving U.S.:

TRANSPORTER
16. Transporter Acknowledgment of Receipt of Materials
Transporter 1 Printed/Typed Name: Bill Johnston
Signature: Bill Johnston
Month 5 Day 22 Year 22
Transporter 2 Printed/Typed Name:
Signature:
Month Day Year

DESIGNATED CONSIGNEE
17. Discrepancy
17a. Discrepancy Indication Space ☐ Quantity ☐ Type ☐ Residue ☐ Partial Rejection ☐ Full Rejection
Bill of Lading Reference Number:
17b. Alternate Consignee (or Shipper)
U.S. EPA ID Number
Facility's Phone:
17c. Signature of Alternate Consignee (or Shipper)
Month Day Year

18. Designated Receiving Facility Owner or Operator: Certification of receipt of materials covered by the bill of lading except as noted in Item 17a
Printed/Typed Name: Kaline Davis
Signature:
Month 5 Day 22 Year 22

COVANTA
Environmental Solutions

RD-40
TR-18

SO286482

Corporate Office
5300 N 33rd St. - Milwaukee, WI 53209
Phone: 800-842-9792 Fax: 414-461-3812

BILL OF LADING

1. Shipper ID Number	2. Page 1 of	3. Emergency Response Phone	4. Tracking Number
NCVSQG		(800) 814-1204	CES 145855

SHIPPER

5. Shipper's Name and Mailing Address
Colonial Pipeline Company
14108 Huntersville-Concord Road
Huntersvile North Carolina 28078
Shipper's Phone:

Shipper's Site Address (if different than mailing address)
Colonial Pipeline Company
14108 Huntersville-Concord Road
Huntersvile North Carolina 28078

6. Transporter 1 Company Name: Covanta Environmental Solutions
U.S. EPA ID Number: PAR000043026

7. Transporter 2 Company Name:
U.S. EPA ID Number:

8. Consignee Name and Site Address
Covanta Environmental Solutions LLC
2503 Fayetteville Street
Asheboro NC 27203 (336) 683-0911
Facility's Phone:
U.S. EPA ID Number: NCR000135384

HM	9. Shipping Name and Description	10. Containers No.	10. Containers Type	11. Total Quantity	12. Unit Wt./Vol.	
	1. Non-RCRA, Non-DOT Regulated Material 1B	1	TT	5050	G	PLACARD? YES ☐ NO ☐ None
	2.					PLACARD? YES ☐ NO ☐
	3.					PLACARD? YES ☐ NO ☐
	4.					PLACARD? YES ☐ NO ☐

13. Special Handling Instructions and Additional Information
1 5005955 Petroleum Contact Water CWT: N/A PO#:

Trailer # TR-18
Emergency Response Guide Guidebook
Site arrival time 8:15 AM
Site departure time 0920
www.covanta.com

14. SHIPPER'S CERTIFICATION: I certify the materials are accurately described.

Shipper's/Offeror's Printed/Typed Name	Signature	Month	Day	Year
Tim Moyar For Adam Harris @ CPC	T. L. Moyer	5	23	22

INT'L

15. International Shipments ☐ Import to U.S. ☐ Export from U.S. Port of entry/exit:
Transporter Signature (for exports only): Date leaving U.S.:

TRANSPORTER

16. Transporter Acknowledgment of Receipt of Materials

Transporter 1 Printed/Typed Name	Signature	Month	Day	Year
Bill Johnston	Bill Johnston	5	23	22
Transporter 2 Printed/Typed Name	Signature	Month	Day	Year

DESIGNATED CONSIGNEE

17. Discrepancy

17a. Discrepancy Indication Space ☐ Quantity ☐ Type ☐ Residue ☐ Partial Rejection ☐ Full Rejection

Bill of Lading Reference Number:

17b. Alternate Consignee (or Shipper)
U.S. EPA ID Number:
Facility's Phone:

17c. Signature of Alternate Consignee (or Shipper) Month Day Year

18. Designated Receiving Facility Owner or Operator: Certification of receipt of materials covered by the bill of lading except as noted in Item 17a

Printed/Typed Name	Signature	Month	Day	Year
Kaline Davis		5	23	22

COVANTA
Environmental Solutions

TK# 43 SO286480

Corporate Office
5300 N 33rd St. - Milwaukee, WI 53209
Phone: 800-842-9792 Fax: 414-461-3812

BILL OF LADING

1. Shipper ID Number	2. Page 1 of	3. Emergency Response Phone	4. Tracking Number
NCVSQG		(800) 814-1204	CES 145856

SHIPPER

5. Shipper's Name and Mailing Address
Colonial Pipeline Company
14108 Huntersville-Concord Road
Huntersville North Carolina 28078
Shipper's Phone:

Shipper's Site Address (if different than mailing address)
Colonial Pipeline Company
14108 Huntersville-Concord Road
Huntersville North Carolina 28078

6. Transporter 1 Company Name: Covanta Environmental Solutions
U.S. EPA ID Number: PAR000043026

7. Transporter 2 Company Name:
U.S. EPA ID Number:

8. Consignee Name and Site Address
Covanta Environmental Solutions LLC
2503 Fayetteville Street
Asheboro NC 27203 (336) 683-0911
Facility's Phone:

U.S. EPA ID Number: NCR000135384

HM	9. Shipping Name and Description	10. Containers No.	10. Containers Type	11. Total Quantity	12. Unit Wt./Vol.	
	1. Non-RCRA, Non-DOT Regulated Material 3B	1 TT		5052	G	PLACARD? None YES ☐ NO ☐
	2.					PLACARD? YES ☐ NO ☐
	3.					PLACARD? YES ☐ NO ☐
	4.					PLACARD? YES ☐ NO ☐

13. Special Handling Instructions and Additional Information
1 5005955 Petroleum Contact Water CWT: N/A PO#:

Trailer # 60
Emergency Response Guide On-board
Site arrival time 8:45
Site departure time 0955
www.covanta.com

14. SHIPPER'S CERTIFICATION: I certify the materials are accurately described.
Shipper's/Offeror's Printed/Typed Name: Tim Moyer for Adam Harris @ CPC
Signature: T. L. Moyer
Month 5 Day 23 Year 22

INT'L
15. International Shipments ☐ Import to U.S. ☐ Export from U.S. Port of entry/exit:
Transporter Signature (for exports only): Date leaving U.S.:

TRANSPORTER
16. Transporter Acknowledgment of Receipt of Materials
Transporter 1 Printed/Typed Name: Bobby Jarrett
Signature: Bobby Jarrett
Month 5 Day 23 Year 22
Transporter 2 Printed/Typed Name:
Signature:
Month Day Year

DESIGNATED CONSIGNEE
17. Discrepancy
17a. Discrepancy Indication Space ☐ Quantity ☐ Type ☐ Residue ☐ Partial Rejection ☐ Full Rejection
Bill of Lading Reference Number:
17b. Alternate Consignee (or Shipper)
U.S. EPA ID Number
Facility's Phone:
17c. Signature of Alternate Consignee (or Shipper)
Month Day Year

18. Designated Receiving Facility Owner or Operator: Certification of receipt of materials covered by the bill of lading except as noted in Item 17a
Printed/Typed Name: Kaline Davis
Signature:
Month 5 Day 23 Year 22

COVANTA
Environmental Solutions

SO286485 RD-40 TR-18

Corporate Office
5300 N 33rd St. - Milwaukee, WI 53209
Phone: 800-842-9792 Fax: 414-461-3812

BILL OF LADING

1. Shipper ID Number	2. Page 1 of	3. Emergency Response Phone	4. Tracking Number
NCVSQG		(800) 814-1204	CES 145857

SHIPPER

5. Shipper's Name and Mailing Address
Colonial Pipeline Company
14108 Huntersville-Concord Road
Huntersville North Carolina 28078
Shipper's Phone:

Shipper's Site Address (if different than mailing address)
Colonial Pipeline Company
14108 Huntersville-Concord Road
Huntersville North Carolina 28078

6. Transporter 1 Company Name: Covanta Environmental Solutions
U.S. EPA ID Number: PAR000043026

7. Transporter 2 Company Name:
U.S. EPA ID Number:

8. Consignee Name and Site Address
Covanta Environmental Solutions LLC
2503 Fayetteville Street
Asheboro NC 27203 (336) 683-0911
Facility's Phone:

U.S. EPA ID Number: NCR000135384

HM	9. Shipping Name and Description	10. Containers No.	10. Containers Type	11. Total Quantity	12. Unit Wt./Vol.	
	1. Non-RCRA, Non-DOT Regulated Material 3B 2551 1B 2499	1	TT	5050	G	PLACARD? YES ☐ NO ☐ None
	2.					PLACARD? YES ☐ NO ☐
	3.					PLACARD? YES ☐ NO ☐
	4.					PLACARD? YES ☐ NO ☐

13. Special Handling Instructions and Additional Information
1 5005955 Petroleum Contact Water CWT: N/A PO#:

Trailer # TR-18
Emergency Response Guide On-board
Site arrival time 11:10 Am
Site departure time 1200 Pm
www.covanta.com

14. SHIPPER'S CERTIFICATION: I certify the materials are accurately described.

Shipper's/Offeror's Printed/Typed Name: Tim Moyer for Adam Harris @ CPC
Signature: T. L Moyer
Month 5 Day 23 Year 22

INT'L

15. International Shipments ☐ Import to U.S. ☐ Export from U.S. Port of entry/exit:
Transporter Signature (for exports only): Date leaving U.S.:

TRANSPORTER

16. Transporter Acknowledgment of Receipt of Materials

Transporter 1 Printed/Typed Name: Bill Johnston
Signature: Bill Johnston
Month 5 Day 23 Year 22

Transporter 2 Printed/Typed Name:
Signature:
Month Day Year

DESIGNATED CONSIGNEE

17. Discrepancy

17a. Discrepancy Indication Space ☐ Quantity ☐ Type ☐ Residue ☐ Partial Rejection ☐ Full Rejection

Bill of Lading Reference Number:

17b. Alternate Consignee (or Shipper)
U.S. EPA ID Number:
Facility's Phone:

17c. Signature of Alternate Consignee (or Shipper)
Month Day Year

18. Designated Receiving Facility Owner or Operator: Certification of receipt of materials covered by the bill of lading except as noted in Item 17a

Printed/Typed Name: Kaline Davis
Signature:
Month 5 Day 23 Year 22

COVANTA
Environmental Solutions

TK# 43

SO286484

Corporate Office
5300 N 33rd St. - Milwaukee, WI 53209
Phone: 800-842-9792 Fax: 414-461-3812

BILL OF LADING

1. Shipper ID Number	2. Page 1 of	3. Emergency Response Phone	4. Tracking Number
NCVSQG		(800) 814-1204	CES 145860

SHIPPER

5. Shipper's Name and Mailing Address
Colonial Pipeline Company
14108 Huntersville-Concord Road
Huntersville North Carolina 28078
Shipper's Phone:

Shipper's Site Address (if different than mailing address)
Colonial Pipeline Company
14108 Huntersville-Concord Road
Huntersville North Carolina 28078

6. Transporter 1 Company Name: Covanta Environmental Solutions
U.S. EPA ID Number: PAR000043026

7. Transporter 2 Company Name:
U.S. EPA ID Number:

8. Consignee Name and Site Address
Covanta Environmental Solutions LLC
2503 Fayetteville Street
Asheboro NC 27203 (336) 683-0911
Facility's Phone:

U.S. EPA ID Number: NCR000135384

HM	9. Shipping Name and Description	10. Containers No.	10. Containers Type	11. Total Quantity	12. Unit Wt./Vol.	
	1. Non-RCRA, Non-DOT Regulated Material 3A 2886 1A 1897	1	TT	4783	G	PLACARD? YES ☐ None NO ☐
	2.					PLACARD? YES ☐ NO ☐
	3.					PLACARD? YES ☐ NO ☐
	4.					PLACARD? YES ☐ NO ☐

13. Special Handling Instructions and Additional Information
1 5005955 Petroleum Contact Water CWT: N/A PO#:

12:00

Trailer # 40
Emergency Response Guide On Board
Site arrival time 1245
Site departure time 1258
www.covanta.com

14. SHIPPER'S CERTIFICATION: I certify the materials are accurately described.

Shipper's/Offeror's Printed/Typed Name	Signature	Month	Day	Year
Tim Moyer for Adam Harris @ CPC	T. L. Moyer	5	23	22

INT'L

15. International Shipments ☐ Import to U.S. ☐ Export from U.S. Port of entry/exit:
Transporter Signature (for exports only): Date leaving U.S.:

TRANSPORTER

16. Transporter Acknowledgment of Receipt of Materials

Transporter 1 Printed/Typed Name	Signature	Month	Day	Year
Bobby Jarrett	Bobby Jarrett	5	23	22
Transporter 2 Printed/Typed Name	Signature	Month	Day	Year

DESIGNATED CONSIGNEE

17. Discrepancy

17a. Discrepancy Indication Space ☐ Quantity ☐ Type ☐ Residue ☐ Partial Rejection ☐ Full Rejection

Bill of Lading Reference Number:

17b. Alternate Consignee (or Shipper)
U.S. EPA ID Number:
Facility's Phone:

17c. Signature of Alternate Consignee (or Shipper)

Month	Day	Year

18. Designated Receiving Facility Owner or Operator: Certification of receipt of materials covered by the bill of lading except as noted in Item 17a

Printed/Typed Name	Signature	Month	Day	Year
Kaline Davis		5	23	22

COVANTA
Environmental Solutions

TK# 38 SO286490

Corporate Office
5300 N 33rd St. - Milwaukee, WI 53209
Phone: 800-842-9792 Fax: 414-461-3812

BILL OF LADING

1. Shipper ID Number	2. Page 1 of	3. Emergency Response Phone	4. Tracking Number
NCVSQG		(800) 814-1204	CES 145866

SHIPPER

5. Shipper's Name and Mailing Address
Colonial Pipeline Company
14108 Huntersville-Concord Road
Huntersville North Carolina 28078
Shipper's Phone:

Shipper's Site Address (if different than mailing address)
Colonial Pipeline Company
14108 Huntersville-Concord Road
Huntersville North Carolina 28078

6. Transporter 1 Company Name: Covanta Environmental Solutions — U.S. EPA ID Number: PAR000043026

7. Transporter 2 Company Name — U.S. EPA ID Number:

8. Consignee Name and Site Address
Covanta Environmental Solutions LLC
2503 Fayetteville Street
Asheboro NC 27203 (336) 683-0911
Facility's Phone:

U.S. EPA ID Number: NCR000135384

HM	9. Shipping Name and Description	10. Containers No.	10. Containers Type	11. Total Quantity	12. Unit Wt./Vol.	
	1. Non-RCRA, Non-DOT Regulated Material 1B 2001 3B 3051	1	TT	5052	G	PLACARD? None YES ☐ NO ☐
	2.					PLACARD? YES ☐ NO ☐
	3.					PLACARD? YES ☐ NO ☐
	4.					PLACARD? YES ☐ NO ☐

13. Special Handling Instructions and Additional Information

1 5005955 Petroleum Contact Water CWT: N/A PO#:

Trailer # 600
Emergency Response Guide On-board
Site arrival time 1:35
Site departure time 1425
www.covanta.com

14. SHIPPER'S CERTIFICATION: I certify the materials are accurately described.

Shipper's/Offeror's Printed/Typed Name: Tim Mayer for Adam Harris @CPL — Signature: J. L Moye — Month: 5 Day: 24 Year: 22

INT'L

15. International Shipments ☐ Import to U.S. ☐ Export from U.S. Port of entry/exit:
Transporter Signature (for exports only): Date leaving U.S.:

TRANSPORTER

16. Transporter Acknowledgment of Receipt of Materials

Transporter 1 Printed/Typed Name: Bobby Jarrett — Signature: Bobby Jarrett — Month: 5 Day: 24 Year: 22

Transporter 2 Printed/Typed Name — Signature — Month — Day — Year

DESIGNATED CONSIGNEE

17. Discrepancy

17a. Discrepancy Indication Space ☐ Quantity ☐ Type ☐ Residue ☐ Partial Rejection ☐ Full Rejection

Bill of Lading Reference Number:

17b. Alternate Consignee (or Shipper) — U.S. EPA ID Number
Facility's Phone:

17c. Signature of Alternate Consignee (or Shipper) — Month — Day — Year

18. Designated Receiving Facility Owner or Operator: Certification of receipt of materials covered by the bill of lading except as noted in Item 17a

Printed/Typed Name: Katina Davis — Signature — Month: 5 Day: 24 Year: 22

COVANTA
Environmental Solutions

TK# 38

~~50286475~~ 50286487

Corporate Office
5300 N 33rd St. - Milwaukee, WI 53209
Phone: 800-842-9792 Fax: 414-461-3812

BILL OF LADING

1. Shipper ID Number	2. Page 1 of	3. Emergency Response Phone	4. Tracking Number
NCVSQG		(800) 814-1204	CES 145561

SHIPPER

5. Shipper's Name and Mailing Address
Colonial Pipeline Company
14108 Huntersville-Concord Road
Huntersville North Carolina 28078
Shipper's Phone:

Shipper's Site Address (if different than mailing address)
Colonial Pipeline Company
14108 Huntersville-Concord Road
Huntersville North Carolina 28078

6. Transporter 1 Company Name: Covanta Environmental Solutions
U.S. EPA ID Number: PAR000043026

7. Transporter 2 Company Name:
U.S. EPA ID Number:

8. Consignee Name and Site Address
Covanta Environmental Solutions LLC
2503 Fayetteville Street
Asheboro NC 27203 (336) 683-0911
Facility's Phone:

U.S. EPA ID Number: NCR000135384

HM	9. Shipping Name and Description	10. Containers No.	10. Containers Type	11. Total Quantity	12. Unit Wt./Vol.	
	1. Non-RCRA, Non-DOT Regulated Material IB	1 TT		5051	G	PLACARD? YES ☐ NO ☐ None
	2.					PLACARD? YES ☐ NO ☐
	3.					PLACARD? YES ☐ NO ☐
	4.					PLACARD? YES ☐ NO ☐

13. Special Handling Instructions and Additional Information
1 5005955 Petroleum Contact Water CWT: N/A PO#:

Trailer # 60
Emergency Response Guide On-board
Site arrival time 10:40
Site departure time 1125
www.covanta.com

14. SHIPPER'S CERTIFICATION: I certify the materials are accurately described.

Shipper's/Offeror's Printed/Typed Name: Tim Moyer for Adam Harris@CPC
Signature: J.L. Moy
Month: 5 Day: 24 Year: 22

INT'L

15. International Shipments ☐ Import to U.S. ☐ Export from U.S. Port of entry/exit:
Transporter Signature (for exports only): Date leaving U.S.:

TRANSPORTER

16. Transporter Acknowledgment of Receipt of Materials

Transporter 1 Printed/Typed Name: Bobby Jarnett
Signature: Bobby Jarnett
Month: 5 Day: 24 Year: 22

Transporter 2 Printed/Typed Name:
Signature:
Month: Day: Year:

DESIGNATED CONSIGNEE

17. Discrepancy

17a. Discrepancy Indication Space ☐ Quantity ☐ Type ☐ Residue ☐ Partial Rejection ☐ Full Rejection

Bill of Lading Reference Number:

17b. Alternate Consignee (or Shipper)
U.S. EPA ID Number:
Facility's Phone:

17c. Signature of Alternate Consignee (or Shipper)
Month: Day: Year:

18. Designated Receiving Facility Owner or Operator: Certification of receipt of materials covered by the bill of lading except as noted in Item 17a

Printed/Typed Name: KalineDavis
Signature:
Month: 5 Day: 24 Year: 22

COVANTA
Environmental Solutions

TK# 38

S0286486

~~S0286479~~

Corporate Office
5300 N 33rd St. - Milwaukee, WI 53209
Phone: 800-842-9792 Fax: 414-461-3812

SHIPPER

BILL OF LADING	1. Shipper ID Number	2. Page 1 of	3. Emergency Response Phone	4. Tracking Number
	NCVSQG		(800) 814-1204	CES 145755

5. Shipper's Name and Mailing Address
Colonial Pipeline Company
14108 Huntersville-Concord Road
Huntersvile North Carolina 28078
Shipper's Phone:

Shipper's Site Address (if different than mailing address)
Colonial Pipeline Company
14108 Huntersville-Concord Road
Huntersvile North Carolina 28078

6. Transporter 1 Company Name: Covanta Environmental Solutions — U.S. EPA ID Number: PAR000043026

7. Transporter 2 Company Name — U.S. EPA ID Number:

8. Consignee Name and Site Address
Covanta Environmental Solutions LLC
2503 Fayetteville Street
Asheboro NC 27203 (336) 683-0911
Facility's Phone:
U.S. EPA ID Number: NCR000135384

HM	9. Shipping Name and Description	10. Containers No.	Type	11. Total Quantity	12. Unit Wt./Vol.	
	1. Non-RCRA, Non-DOT Regulated Material 3B	1	TT	5052	G	PLACARD? None YES ☐ NO ☐
	2.					PLACARD? YES ☐ NO ☐
	3.					PLACARD? YES ☐ NO ☐
	4.					PLACARD? YES ☐ NO ☐

13. Special Handling Instructions and Additional Information

1 5005955 Petroleum Contact Water CWT: N/A PO#:

Trailer # 60
Emergency Response Guide On-board
Site arrival time 0:00
Site departure time 0830
www.covanta.com

14. SHIPPER'S CERTIFICATION: I certify the materials are accurately described.

Shipper's/Offeror's Printed/Typed Name: Tim Moyer for Adam Harris @ CPC — Signature: T. L. Moyer — Month 5 Day 24 Year 22

INT'L

15. International Shipments ☐ Import to U.S. ☐ Export from U.S. Port of entry/exit:
Transporter Signature (for exports only): Date leaving U.S.:

TRANSPORTER

16. Transporter Acknowledgment of Receipt of Materials

Transporter 1 Printed/Typed Name: Bobby Jarnett — Signature: Bobby Jarnett — Month 5 Day 24 Year 22

Transporter 2 Printed/Typed Name — Signature — Month Day Year

DESIGNATED CONSIGNEE

17. Discrepancy

17a. Discrepancy Indication Space ☐ Quantity ☐ Type ☐ Residue ☐ Partial Rejection ☐ Full Rejection

Bill of Lading Reference Number:

17b. Alternate Consignee (or Shipper) — U.S. EPA ID Number

Facility's Phone:

17c. Signature of Alternate Consignee (or Shipper) — Month Day Year

18. Designated Receiving Facility Owner or Operator: Certification of receipt of materials covered by the bill of lading except as noted in Item 17a

Printed/Typed Name: Kaline Davis — Signature: [signature] — Month 5 Day 24 Year 22

COVANTA
Environmental Solutions

TK# 38

SO288220

Corporate Office
5300 N 33rd St. - Milwaukee, WI 53209
Phone: 800-842-9792 Fax: 414-461-3812

BILL OF LADING

1. Shipper ID Number	2. Page 1 of	3. Emergency Response Phone	4. Tracking Number
NCVSQG		(800) 814-1204	CES 144817

SHIPPER

5. Shipper's Name and Mailing Address
Colonial Pipeline Company
14108 Huntersville-Concord Road
Huntersville North Carolina 28078
Shipper's Phone:

Shipper's Site Address (if different than mailing address)
Colonial Pipeline Company
14108 Huntersville-Concord Road
Huntersville North Carolina 28078

6. Transporter 1 Company Name: Covanta Environmental Solutions
U.S. EPA ID Number: PAR000043026

7. Transporter 2 Company Name:
U.S. EPA ID Number:

8. Consignee Name and Site Address
Covanta Environmental Solutions LLC
2503 Fayetteville Street
Asheboro NC 27203 (336) 683-0911
Facility's Phone:

U.S. EPA ID Number: NCR000135384

HM	9. Shipping Name and Description	10. Containers No.	10. Containers Type	11. Total Quantity	12. Unit Wt./Vol.	
X	1. X UN1268, Petroleum products, n.o.s., (Gas, Water, Ethanol), 3, II, ERG# 128 2A 1904 2B 3152	1	TT	5056	G	PLACARD? YES ☐ NO ☐ None
	2.					PLACARD? YES ☐ NO ☐
	3.					PLACARD? YES ☐ NO ☐
	4.					PLACARD? YES ☐ NO ☐

13. Special Handling Instructions and Additional Information
1 5005955 Petroleum Contact Water CWT: N/A PO#:

Trailer # C28
Emergency Response Guide On Board
Site arrival time 8:05
Site departure time 900
www.covanta.com

14. SHIPPER'S CERTIFICATION: I certify the materials are accurately described.

Shipper's/Offeror's Printed/Typed Name	Signature	Month	Day	Year
Tim Moyer for Adam Harris @ CPC	T. L. Moyer	5	26	22

INT'L

15. International Shipments ☐ Import to U.S. ☐ Export from U.S. Port of entry/exit:
Transporter Signature (for exports only): Date leaving U.S.:

TRANSPORTER

16. Transporter Acknowledgment of Receipt of Materials

Transporter 1 Printed/Typed Name	Signature	Month	Day	Year
Bobby Jarrett	Bobby Jarrett	5	26	22
Transporter 2 Printed/Typed Name	Signature	Month	Day	Year

DESIGNATED CONSIGNEE

17. Discrepancy
17a. Discrepancy Indication Space ☐ Quantity ☐ Type ☐ Residue ☐ Partial Rejection ☐ Full Rejection
Bill of Lading Reference Number:

17b. Alternate Consignee (or Shipper)
U.S. EPA ID Number:
Facility's Phone:

17c. Signature of Alternate Consignee (or Shipper) — Month Day Year

18. Designated Receiving Facility Owner or Operator: Certification of receipt of materials covered by the bill of lading except as noted in Item 17a

Printed/Typed Name	Signature	Month	Day	Year
Megen Speedling	Speedling	5	26	22

COVANTA
Environmental Solutions

TK 438 SO289008

Corporate Office
5300 N 33rd St. - Milwaukee, WI 53209
Phone: 800-842-9792 Fax: 414-461-3812

BILL OF LADING

1. Shipper ID Number	2. Page 1 of	3. Emergency Response Phone	4. Tracking Number
NCVSQG		(800) 814-1204	CES 144821

5. Shipper's Name and Mailing Address
Colonial Pipeline Company
14108 Huntersville-Concord Road
Huntersville North Carolina 28078
Shipper's Phone:

Shipper's Site Address (if different than mailing address)
Colonial Pipeline Company
14108 Huntersville-Concord Road
Huntersville North Carolina 28078

6. Transporter 1 Company Name
Covanta Environmental Solutions
U.S. EPA ID Number: PAR000043026

7. Transporter 2 Company Name
U.S. EPA ID Number:

8. Consignee Name and Site Address
Covanta Environmental Solutions LLC
2503 Fayetteville Street
Asheboro NC 27203 (336) 683-0911
Facility's Phone:
U.S. EPA ID Number: NCR000135384

SHIPPER

HM	9. Shipping Name and Description	10. Containers No.	10. Containers Type	11. Total Quantity	12. Unit Wt./Vol.	
X	1. X UN1268, Petroleum products, n.o.s., (Gas, Water, Ethanol), 3, II, ERG# 128 3A	1	TT	5051	G	PLACARD? None YES ☐ NO ☐
	2.					PLACARD? YES ☐ NO ☐
	3.					PLACARD? YES ☐ NO ☐
	4.					PLACARD? YES ☐ NO ☐

13. Special Handling Instructions and Additional Information
1 5005955 Petroleum Contact Water CWT: N/A PO#:

Trailer # Ced
Emergency Response Guide On-board
Site arrival time 1315
Site departure time 1350
www.covanta.com

14. SHIPPER'S CERTIFICATION: I certify the materials are accurately described.
Shipper's/Offeror's Printed/Typed Name: Tim Moyer for Adam Harris @ CPC
Signature: T.L. Moy
Month 5 Day 26 Year 22

INT'L

15. International Shipments ☐ Import to U.S. ☐ Export from U.S. Port of entry/exit:
Transporter Signature (for exports only): Date leaving U.S.:

TRANSPORTER

16. Transporter Acknowledgment of Receipt of Materials
Transporter 1 Printed/Typed Name: Bobby Jarrett
Signature: Bobby Jarrett
Month 5 Day 26 Year 22
Transporter 2 Printed/Typed Name:
Signature:
Month Day Year

DESIGNATED CONSIGNEE

17. Discrepancy
17a. Discrepancy Indication Space ☐ Quantity ☐ Type ☐ Residue ☐ Partial Rejection ☐ Full Rejection
Bill of Lading Reference Number:
17b. Alternate Consignee (or Shipper)
U.S. EPA ID Number:
Facility's Phone:
17c. Signature of Alternate Consignee (or Shipper)
Month Day Year

18. Designated Receiving Facility Owner or Operator: Certification of receipt of materials covered by the bill of lading except as noted in Item 17a
Printed/Typed Name: Megan Spalding
Signature: M Spalding
Month 5 Day 26 Year 22

COVANTA
Environmental Solutions

~~SO289066~~ SO289181

Corporate Office
5300 N 33rd St. - Milwaukee, WI 53209
Phone: 800-842-9792 Fax: 414-461-3812

BILL OF LADING

1. Shipper ID Number	2. Page 1 of	3. Emergency Response Phone	4. Tracking Number
NCVSQG		(800) 814-1204	CES 144820

SHIPPER

5. Shipper's Name and Mailing Address
Colonial Pipeline Company
14108 Huntersville-Concord Road
Huntersvile North Carolina 28078
Shipper's Phone:

Shipper's Site Address (if different than mailing address)
Colonial Pipeline Company
14108 Huntersville-Concord Road
Huntersvile North Carolina 28078

6. Transporter 1 Company Name: Covanta Environmental Solutions — U.S. EPA ID Number: PAR000043026

7. Transporter 2 Company Name — U.S. EPA ID Number:

8. Consignee Name and Site Address
Covanta Environmental Solutions LLC
2503 Fayetteville Street
Asheboro NC 27203 (336) 683-0911
Facility's Phone:

U.S. EPA ID Number: NCR000135384

HM	9. Shipping Name and Description	10. Containers No.	10. Containers Type	11. Total Quantity	12. Unit Wt./Vol.	
	1. X UN1268, Petroleum products, n.o.s., (Gas, Water, Ethanol), 3, II, ERG# 128	1	TT	5052	G	PLACARD? YES X None NO ☐
	2. 3B					PLACARD? YES ☐ NO ☐
	3.					PLACARD? YES ☐ NO ☐
	4.					PLACARD? YES ☐ NO ☐

13. Special Handling Instructions and Additional Information
1 5005955 Petroleum Contact Water CWT: N/A PO#:

RD 43 Trailer # TR19
Emergency Response Guide On-board
Site arrival time 1135
Site departure time 1220
www.covanta.com

14. SHIPPER'S CERTIFICATION: I certify the materials are accurately described.

Shipper's/Offeror's Printed/Typed Name: Tim Moyer for Adam Harris @ CPC — Signature: T.L.Moy — Month 5 Day 27 Year 22

INT'L

15. International Shipments ☐ Import to U.S. ☐ Export from U.S. Port of entry/exit:
Transporter Signature (for exports only): Date leaving U.S.:

TRANSPORTER

16. Transporter Acknowledgment of Receipt of Materials

Transporter 1 Printed/Typed Name: TREVOR FOSTER — Signature: Trevor Foster — Month 5 Day 27 Year 22

Transporter 2 Printed/Typed Name — Signature — Month Day Year

DESIGNATED CONSIGNEE

17. Discrepancy

17a. Discrepancy Indication Space ☐ Quantity ☐ Type ☐ Residue ☐ Partial Rejection ☐ Full Rejection

Bill of Lading Reference Number:

17b. Alternate Consignee (or Shipper) — U.S. EPA ID Number
Facility's Phone:

17c. Signature of Alternate Consignee (or Shipper) — Month Day Year

18. Designated Receiving Facility Owner or Operator: Certification of receipt of materials covered by the bill of lading except as noted in Item 17a

Printed/Typed Name: Kaline Davis — Signature — Month 5 Day 27 Year 22

COVANTA
Environmental Solutions

~~SO286501~~ SO289179

Corporate Office
5300 N 33rd St. - Milwaukee, WI 53209
Phone: 800-842-9792 Fax: 414-461-3812

BILL OF LADING

1. Shipper ID Number	2. Page 1 of	3. Emergency Response Phone	4. Tracking Number
NCVSQG		(800) 814-1204	CES 145563

SHIPPER

5. Shipper's Name and Mailing Address
Colonial Pipeline Company
14108 Huntersville-Concord Road
Huntersvile North Carolina 28078
Shipper's Phone:

Shipper's Site Address (if different than mailing address)
Colonial Pipeline Company
14108 Huntersville-Concord Road
Huntersvile North Carolina 28078

6. Transporter 1 Company Name: Covanta Environmental Solutions
U.S. EPA ID Number: PAR000043026

7. Transporter 2 Company Name:
U.S. EPA ID Number:

8. Consignee Name and Site Address
Covanta Environmental Solutions LLC
2503 Fayetteville Street
Asheboro NC 27203 (336) 683-0911
Facility's Phone:
U.S. EPA ID Number: NCR000135384

HM	9. Shipping Name and Description	10. Containers No.	10. Containers Type	11. Total Quantity	12. Unit Wt./Vol.	
	1. Non-RCRA, Non-DOT Regulated Material 1A	1	TT	5051	G	PLACARD? YES ☐ NO ☒
	2.					PLACARD? YES ☐ NO ☐
	3.					PLACARD? YES ☐ NO ☐
	4.					PLACARD? YES ☐ NO ☐

13. Special Handling Instructions and Additional Information
1 5005955 Petroleum Contact Water CWT: N/A PO#: RD43
Trailer # TR18
Emergency Response Guide On-board
Site arrival time 10:55
Site departure time 11:25
www.covanta.com

14. SHIPPER'S CERTIFICATION: I certify the materials are accurately described.

Shipper's/Offeror's Printed/Typed Name	Signature	Month	Day	Year
Tim Moyer for Adam Harris@CPC	T. L. Moy	5	27	22

INT'L

15. International Shipments ☐ Import to U.S. ☐ Export from U.S. Port of entry/exit:
Transporter Signature (for exports only): Date leaving U.S.:

TRANSPORTER

16. Transporter Acknowledgment of Receipt of Materials

Transporter 1 Printed/Typed Name	Signature	Month	Day	Year
TREVOR FOSTER	Trevor Foster	5	27	22
Transporter 2 Printed/Typed Name	Signature	Month	Day	Year

DESIGNATED CONSIGNEE

17. Discrepancy

17a. Discrepancy Indication Space ☐ Quantity ☐ Type ☐ Residue ☐ Partial Rejection ☐ Full Rejection

Bill of Lading Reference Number:

17b. Alternate Consignee (or Shipper)
U.S. EPA ID Number:
Facility's Phone:

17c. Signature of Alternate Consignee (or Shipper) | Month | Day | Year

18. Designated Receiving Facility Owner or Operator: Certification of receipt of materials covered by the bill of lading except as noted in Item 17a

Printed/Typed Name	Signature	Month	Day	Year
Kaline Davis		5	27	22

COVANTA
Environmental Solutions

~~SO286491~~ SO289176

Corporate Office
5300 N 33rd St. - Milwaukee, WI 53209
Phone: 800-842-9792 Fax: 414-461-3812

BILL OF LADING

1. Shipper ID Number	2. Page 1 of	3. Emergency Response Phone	4. Tracking Number
NCVSQG		(800) 814-1204	CES 145867

SHIPPER

5. Shipper's Name and Mailing Address
Colonial Pipeline Company
14108 Huntersville-Concord Road
Huntersvile North Carolina 28078
Shipper's Phone:

Shipper's Site Address (if different than mailing address)
Colonial Pipeline Company
14108 Huntersville-Concord Road
Huntersvile North Carolina 28078

6. Transporter 1 Company Name: Covanta Environmental Solutions
U.S. EPA ID Number: PAR000043026

7. Transporter 2 Company Name:
U.S. EPA ID Number:

8. Consignee Name and Site Address
Covanta Environmental Solutions LLC
2503 Fayetteville Street
Asheboro NC 27203 (336) 683-0911
Facility's Phone:
U.S. EPA ID Number: NCR000135384

HM	9. Shipping Name and Description	10. Containers No.	10. Containers Type	11. Total Quantity	12. Unit Wt./Vol.	
	1. Non-RCRA, Non-DOT Regulated Material 1A	1	TT	5053	G	PLACARD? YES ~~X~~ None NO ☐
	2.					PLACARD? YES ☐ NO ☐
	3.					PLACARD? YES ☐ NO ☐
	4.					PLACARD? YES ☐ NO ☐

13. Special Handling Instructions and Additional Information
1 5005955 Petroleum Contact Water CWT: N/A PO#:
RD43
Trailer # 18
Emergency Response Guide On-board
Site arrival time 8:00
Site departure time 8:35
www.covanta.com

14. SHIPPER'S CERTIFICATION: I certify the materials are accurately described.

Shipper's/Offeror's Printed/Typed Name	Signature	Month	Day	Year
Tom Moyer for Adam Harris @CPC	T. L. Moyer	5	27	22

INT'L

15. International Shipments ☐ Import to U.S. ☐ Export from U.S. Port of entry/exit:
Transporter Signature (for exports only): Date leaving U.S.:

TRANSPORTER

16. Transporter Acknowledgment of Receipt of Materials

Transporter 1 Printed/Typed Name	Signature	Month	Day	Year
TREVOR FOSTER	Trevor Foster	5	27	22
Transporter 2 Printed/Typed Name	Signature	Month	Day	Year

DESIGNATED CONSIGNEE

17. Discrepancy

17a. Discrepancy Indication Space ☐ Quantity ☐ Type ☐ Residue ☐ Partial Rejection ☐ Full Rejection

Bill of Lading Reference Number:

17b. Alternate Consignee (or Shipper)
U.S. EPA ID Number:
Facility's Phone:

17c. Signature of Alternate Consignee (or Shipper) Month Day Year

18. Designated Receiving Facility Owner or Operator: Certification of receipt of materials covered by the bill of lading except as noted in Item 17a

Printed/Typed Name	Signature	Month	Day	Year
Katina Davis		5	27	22

COVANTA
Environmental Solutions

Trk - 38
Trk - 60

00289332
~~50286483~~

Corporate Office
5300 N 33rd St. - Milwaukee, WI 53209
Phone: 800-842-9792 Fax: 414-461-3812

BILL OF LADING

1. Shipper ID Number	2. Page 1 of	3. Emergency Response Phone	4. Tracking Number
NCVSQG		(800) 814-1204	CES 145858

SHIPPER

5. Shipper's Name and Mailing Address
Colonial Pipeline Company
14108 Huntersville-Concord Road
Huntersville North Carolina 28078
Shipper's Phone:

Shipper's Site Address (if different than mailing address)
Colonial Pipeline Company
14108 Huntersville-Concord Road
Huntersville North Carolina 28078

6. Transporter 1 Company Name
Covanta Environmental Solutions
U.S. EPA ID Number: PAR000043026

7. Transporter 2 Company Name
U.S. EPA ID Number:

8. Consignee Name and Site Address
Covanta Environmental Solutions LLC
2503 Fayetteville Street
Asheboro NC 27203 (336) 683-0911
Facility's Phone:
U.S. EPA ID Number: NCR000135384

HM	9. Shipping Name and Description	10. Containers No.	10. Containers Type	11. Total Quantity	12. Unit Wt./Vol.	
	1. Non-RCRA, Non-DOT Regulated Material 1B	1	TT	5050	G	PLACARD? None YES ☐ NO ☐
	2.					PLACARD? YES ☐ NO ☐
	3.					PLACARD? YES ☐ NO ☐
	4.					PLACARD? YES ☐ NO ☐

13. Special Handling Instructions and Additional Information
1 5005955 Petroleum Contact Water CWT: N/A PO#:

Trailer # 60
Emergency Response Guide On-board
Site arrival time 8:15
Site departure time 910
www.covanta.com

14. SHIPPER'S CERTIFICATION: I certify the materials are accurately described.

Shipper's/Offeror's Printed/Typed Name	Signature	Month	Day	Year
Tim Moyer for Adam Harris @ CPC	J.L Moye	5	28	22

INT'L

15. International Shipments ☐ Import to U.S. ☐ Export from U.S. Port of entry/exit:
Transporter Signature (for exports only): Date leaving U.S.:

TRANSPORTER

16. Transporter Acknowledgment of Receipt of Materials

Transporter 1 Printed/Typed Name	Signature	Month	Day	Year
Charles Nothstine	Charles Nothstine	5	28	22
Transporter 2 Printed/Typed Name	Signature	Month	Day	Year

DESIGNATED CONSIGNEE

17. Discrepancy

17a. Discrepancy Indication Space ☐ Quantity ☐ Type ☐ Residue ☐ Partial Rejection ☐ Full Rejection

Bill of Lading Reference Number:

17b. Alternate Consignee (or Shipper)
U.S. EPA ID Number:
Facility's Phone:

17c. Signature of Alternate Consignee (or Shipper) Month Day Year

18. Designated Receiving Facility Owner or Operator: Certification of receipt of materials covered by the bill of lading except as noted in Item 17a

Printed/Typed Name	Signature	Month	Day	Year
Katine Davis		5	28	22

COVANTA
Environmental Solutions

Trk-38
Trlr-60

SO289333

Corporate Office
5300 N 33rd St. - Milwaukee, WI 53209
Phone: 800-842-9792 Fax: 414-461-3812

BILL OF LADING

1. Shipper ID Number	2. Page 1 of	3. Emergency Response Phone	4. Tracking Number
NCVSQG		(800) 814-1204	CES 144846

SHIPPER

5. Shipper's Name and Mailing Address
Colonial Pipeline Company
14108 Huntersville-Concord Road
Huntersville North Carolina 28078
Shipper's Phone:

Shipper's Site Address (if different than mailing address)
Colonial Pipeline Company
14108 Huntersville-Concord Road
Huntersville North Carolina 28078

6. Transporter 1 Company Name
Covanta Environmental Solutions
U.S. EPA ID Number
PAR000043026

7. Transporter 2 Company Name
U.S. EPA ID Number

8. Consignee Name and Site Address
Covanta Environmental Solutions LLC
2503 Fayetteville Street
Asheboro NC 27203 (336) 683-0911
Facility's Phone:
U.S. EPA ID Number
NCR000135384

HM	9. Shipping Name and Description	10. Containers No.	10. Containers Type	11. Total Quantity	12. Unit Wt./Vol.	
	1. X UN1268, Petroleum products, n.o.s., (Gas, Water, Ethanol), 3, II, ERG# 128 3A	1	TT	5053	C	PLACARD? YES ☐ NO ☐
	2.					PLACARD? YES ☐ NO ☐
	3.					PLACARD? YES ☐ NO ☐
	4.					PLACARD? YES ☐ NO ☐

13. Special Handling Instructions and Additional Information
1 5005955 Petroleum Contact Water CWT: N/A PO#:

Trailer #60
Emergency Response Guide On-board
Site arrival time 12:40
Site departure time 1:35
www.covanta.com

14. SHIPPER'S CERTIFICATION: I certify the materials are accurately described.
Shipper's/Offeror's Printed/Typed Name: Tim Mayer for Adam Harris @ CPC
Signature: T. L Mayer
Month 5 Day 28 Year 22

INT'L
15. International Shipments ☐ Import to U.S. ☐ Export from U.S. Port of entry/exit:
Transporter Signature (for exports only): Date leaving U.S.:

TRANSPORTER
16. Transporter Acknowledgment of Receipt of Materials
Transporter 1 Printed/Typed Name: Charles Nuttall
Signature: Charles Nuttall
Month 5 Day 28 Year 22
Transporter 2 Printed/Typed Name
Signature
Month Day Year

DESIGNATED CONSIGNEE
17. Discrepancy
17a. Discrepancy Indication Space ☐ Quantity ☐ Type ☐ Residue ☐ Partial Rejection ☐ Full Rejection
Bill of Lading Reference Number:
17b. Alternate Consignee (or Shipper)
U.S. EPA ID Number
Facility's Phone:
17c. Signature of Alternate Consignee (or Shipper)
Month Day Year

18. Designated Receiving Facility Owner or Operator: Certification of receipt of materials covered by the bill of lading except as noted in Item 17a
Printed/Typed Name: Kaline Davis
Signature:
Month 5 Day 28 Year 22

COVANTA
Environmental Solutions

SO289330

Corporate Office
5300 N 33rd St. - Milwaukee, WI 53209
Phone: 800-842-9792 Fax: 414-461-3812

BILL OF LADING

1. Shipper ID Number	2. Page 1 of	3. Emergency Response Phone	4. Tracking Number
NCVSQG		(800) 814-1204	CES 144845

SHIPPER

5. Shipper's Name and Mailing Address
Colonial Pipeline Company
14108 Huntersville-Concord Road
Huntersvile North Carolina 28078
Shipper's Phone:

Shipper's Site Address (if different than mailing address)
Colonial Pipeline Company
14108 Huntersville-Concord Road
Huntersvile North Carolina 28078

6. Transporter 1 Company Name: Covanta Environmental Solutions — U.S. EPA ID Number: PAR000043026

7. Transporter 2 Company Name — U.S. EPA ID Number:

8. Consignee Name and Site Address
Covanta Environmental Solutions LLC
2503 Fayetteville Street
Asheboro NC 27203 (336) 683-0911
Facility's Phone:

U.S. EPA ID Number: NCR000135384

HM	9. Shipping Name and Description	10. Containers No.	10. Containers Type	11. Total Quantity	12. Unit Wt./Vol.	
	1. X UN1268, Petroleum products, n.o.s., (Gas, Water, Ethanol), 3, II, ERG# 128 3B	1	TT	5052	G	PLACARD? YES ☐ NO ☐ None
	2.					PLACARD? YES ☐ NO ☐
	3.					PLACARD? YES ☐ NO ☐
	4.					PLACARD? YES ☐ NO ☐

13. Special Handling Instructions and Additional Information
1 5005955 Petroleum Contact Water CWT: N/A PO#:

RD28
Trailer # TR33
Emergency Response Guide On-board
Site arrival time 12:20
Site departure time 12:50
www.covanta.com

14. SHIPPER'S CERTIFICATION: I certify the materials are accurately described.

Shipper's/Offeror's Printed/Typed Name	Signature	Month	Day	Year
Tim Moyer for Adam Harris @ CPC	J. L Moye	5	28	22

INT'L

15. International Shipments ☐ Import to U.S. ☐ Export from U.S. Port of entry/exit:
Transporter Signature (for exports only): Date leaving U.S.:

TRANSPORTER

16. Transporter Acknowledgment of Receipt of Materials

Transporter 1 Printed/Typed Name	Signature	Month	Day	Year
Tim Klaus	Tim Klaus	5	28	22
Transporter 2 Printed/Typed Name	Signature	Month	Day	Year

DESIGNATED CONSIGNEE

17. Discrepancy

17a. Discrepancy Indication Space ☐ Quantity ☐ Type ☐ Residue ☐ Partial Rejection ☐ Full Rejection

Bill of Lading Reference Number:

17b. Alternate Consignee (or Shipper) — U.S. EPA ID Number
Facility's Phone:

17c. Signature of Alternate Consignee (or Shipper) — Month / Day / Year

18. Designated Receiving Facility Owner or Operator: Certification of receipt of materials covered by the bill of lading except as noted in Item 17a

Printed/Typed Name	Signature	Month	Day	Year
Kaline Davis		5	28	22

COVANTA
Environmental Solutions

~~SO286481~~ SO289323

Corporate Office
5300 N 33rd St. - Milwaukee, WI 53209
Phone: 800-842-9792 Fax: 414-461-3812

BILL OF LADING

1. Shipper ID Number	2. Page 1 of	3. Emergency Response Phone	4. Tracking Number
NCVSQG		(800) 814-1204	CES 145859

SHIPPER

5. Shipper's Name and Mailing Address
Colonial Pipeline Company
14108 Huntersville-Concord Road
Huntersville North Carolina 28078
Shipper's Phone:

Shipper's Site Address (if different than mailing address)
Colonial Pipeline Company
14108 Huntersville-Concord Road
Huntersville North Carolina 28078

6. Transporter 1 Company Name: Covanta Environmental Solutions
U.S. EPA ID Number: PAR000043026

7. Transporter 2 Company Name:
U.S. EPA ID Number:

8. Consignee Name and Site Address
Covanta Environmental Solutions LLC
2503 Fayetteville Street
Asheboro NC 27203 (336) 683-0911
Facility's Phone:

U.S. EPA ID Number: NCR000135384

HM	9. Shipping Name and Description	10. Containers No.	10. Containers Type	11. Total Quantity	12. Unit Wt./Vol.	
	1. Non-RCRA, Non-DOT Regulated Material 3A	1 TT	T	5052	G	PLACARD? None YES ☐ NO ☐
	2.					PLACARD? YES ☐ NO ☐
	3.					PLACARD? YES ☐ NO ☐
	4.					PLACARD? YES ☐ NO ☐

13. Special Handling Instructions and Additional Information
1 5005955 Petroleum Contact Water CWT: N/A PO#:

RD28
Trailer # TR33
Emergency Response Guide On-board
Site arrival time 7:50
Site departure time 8:30
www.covanta.com

14. SHIPPER'S CERTIFICATION: I certify the materials are accurately described.

Shipper's/Offeror's Printed/Typed Name: Tim Moyer for Adam Harris @ CPC
Signature: J. L. Moya
Month 5 Day 28 Year 22

INT'L

15. International Shipments ☐ Import to U.S. ☐ Export from U.S. Port of entry/exit:
Transporter Signature (for exports only): Date leaving U.S.:

TRANSPORTER

16. Transporter Acknowledgment of Receipt of Materials

Transporter 1 Printed/Typed Name: Tim Klaus
Signature: Tim Klaus
Month 5 Day 28 Year 22

Transporter 2 Printed/Typed Name:
Signature:
Month Day Year

DESIGNATED CONSIGNEE

17. Discrepancy

17a. Discrepancy Indication Space ☐ Quantity ☐ Type ☐ Residue ☐ Partial Rejection ☐ Full Rejection

Bill of Lading Reference Number:

17b. Alternate Consignee (or Shipper)
U.S. EPA ID Number
Facility's Phone:

17c. Signature of Alternate Consignee (or Shipper)
Month Day Year

18. Designated Receiving Facility Owner or Operator: Certification of receipt of materials covered by the bill of lading except as noted in Item 17a

Printed/Typed Name: Kaline Davis
Signature:
Month 5 Day 28 Year 22

COVANTA
Environmental Solutions

Corporate Office
5300 N 33rd St. - Milwaukee, WI 53209
Phone: 800-842-9792 Fax: 414-461-3812

SO286505

BILL OF LADING

1. Shipper ID Number	2. Page 1 of	3. Emergency Response Phone	4. Tracking Number
NCVSQG	1	(800) 814-1204	CES 144851

SHIPPER

5. Shipper's Name and Mailing Address
Colonial Pipeline Company
14108 Huntersville-Concord Road
Huntersvile North Carolina 28078
Shipper's Phone:

Shipper's Site Address (if different than mailing address)
Colonial Pipeline Company
14108 Huntersville-Concord Road
Huntersvile North Carolina 28078

6. Transporter 1 Company Name: Covanta Environmental Solutions
U.S. EPA ID Number: PAR000043026

7. Transporter 2 Company Name:
U.S. EPA ID Number:

8. Consignee Name and Site Address
Covanta Environmental Solutions LLC
2503 Fayetteville Street
Asheboro NC 27203 (336) 683-0911
Facility's Phone:
U.S. EPA ID Number: NCR000135384

HM	9. Shipping Name and Description	10. Containers No.	10. Containers Type	11. Total Quantity	12. Unit Wt./Vol.	
X	1. UN1268, Petroleum products, n.o.s., (Gas, Water, Ethanol), 3, II, ERG# 128 2A	1	TT	5053		PLACARD? YES ☐ None NO ☐
	2.					PLACARD? YES ☐ NO ☐
	3.					PLACARD? YES ☐ NO ☐
	4.					PLACARD? YES ☐ NO ☐

13. Special Handling Instructions and Additional Information
1 5005955 Petroleum Contact Water CWT: N/A PO#:

RD 36
Trailer # TR18
Emergency Response Guide On-board
Site arrival time 1110
Site departure time 1153
www.covanta.com

14. SHIPPER'S CERTIFICATION: I certify the materials are accurately described.

Shipper's/Offeror's Printed/Typed Name	Signature	Month	Day	Year
Tim Moyer for Adam Harris @ CPC	T. L. Moyer	5	29	22

INT'L

15. International Shipments ☐ Import to U.S. ☐ Export from U.S. Port of entry/exit:
Transporter Signature (for exports only): Date leaving U.S.:

TRANSPORTER

16. Transporter Acknowledgment of Receipt of Materials

Transporter 1 Printed/Typed Name	Signature	Month	Day	Year
CORBY TUCKER		5	29	22
Transporter 2 Printed/Typed Name	Signature	Month	Day	Year

DESIGNATED CONSIGNEE

17. Discrepancy

17a. Discrepancy Indication Space ☐ Quantity ☐ Type ☐ Residue ☐ Partial Rejection ☐ Full Rejection

Bill of Lading Reference Number:

17b. Alternate Consignee (or Shipper)
U.S. EPA ID Number:
Facility's Phone:

17c. Signature of Alternate Consignee (or Shipper) Month Day Year

18. Designated Receiving Facility Owner or Operator: Certification of receipt of materials covered by the bill of lading except as noted in Item 17a

Printed/Typed Name	Signature	Month	Day	Year
Katine Davis		5	29	22

COVANTA
Environmental Solutions

TK# 38

SO286503

Corporate Office
5300 N 33rd St. - Milwaukee, WI 53209
Phone: 800-842-9792 Fax: 414-461-3812

SHIPPER

BILL OF LADING	1. Shipper ID Number	2. Page 1 of	3. Emergency Response Phone	4. Tracking Number
	NCVSQG		(800) 814-1204	CES 144850

5. Shipper's Name and Mailing Address
Colonial Pipeline Company
14108 Huntersville-Concord Road
Huntersvile North Carolina 28078
Shipper's Phone:

Shipper's Site Address (if different than mailing address)
Colonial Pipeline Company
14108 Huntersville-Concord Road
Huntersvile North Carolina 28078

6. Transporter 1 Company Name: Covanta Environmental Solutions — U.S. EPA ID Number: PAR000043026

7. Transporter 2 Company Name — U.S. EPA ID Number:

8. Consignee Name and Site Address
Covanta Environmental Solutions LLC
2503 Fayetteville Street
Asheboro NC 27203 (336) 683-0911
Facility's Phone:
U.S. EPA ID Number: NCR000135384

HM	9. Shipping Name and Description	10. Containers No.	10. Containers Type	11. Total Quantity	12. Unit Wt./Vol.	
	1. X UN1268, Petroleum products, n.o.s., (Gas, Water, Ethanol), 3, II, ERG# 128 3A - Vac/line	1	TT	5032	G	PLACARD? YES ☐ NO ☐ None
	2.					PLACARD? YES ☐ NO ☐
	3.					PLACARD? YES ☐ NO ☐
	4.					PLACARD? YES ☐ NO ☐

13. Special Handling Instructions and Additional Information

1 5005955 Petroleum Contact Water CWT: N/A PO#:

Trailer # 60
Emergency Response Guide On-board
Site arrival time 10:20
Site departure time 11:15
www.covanta.com

14. SHIPPER'S CERTIFICATION: I certify the materials are accurately described.

Shipper's/Offeror's Printed/Typed Name: Tim Moyer for Adam Harris @ CPC — Signature: T.L. Moyer — Month 5 Day 29 Year 22

INT'L

15. International Shipments ☐ Import to U.S. ☐ Export from U.S. Port of entry/exit:
Transporter Signature (for exports only): Date leaving U.S.:

TRANSPORTER

16. Transporter Acknowledgment of Receipt of Materials

Transporter 1 Printed/Typed Name: Bobby Jarrett — Signature: Bobby Jarrett — Month 5 Day 29 Year 22

Transporter 2 Printed/Typed Name — Signature — Month Day Year

DESIGNATED CONSIGNEE

17. Discrepancy

17a. Discrepancy Indication Space ☐ Quantity ☐ Type ☐ Residue ☐ Partial Rejection ☐ Full Rejection

Bill of Lading Reference Number:

17b. Alternate Consignee (or Shipper) — U.S. EPA ID Number

Facility's Phone:

17c. Signature of Alternate Consignee (or Shipper) — Month Day Year

18. Designated Receiving Facility Owner or Operator: Certification of receipt of materials covered by the bill of lading except as noted in Item 17a

Printed/Typed Name: Kaline Davis — Signature: [signature] — Month 5 Day 29 Year 22

COVANTA
Environmental Solutions

Corporate Office
5300 N 33rd St. - Milwaukee, WI 53209
Phone: 800-842-9792 Fax: 414-461-3812

SO286504

BILL OF LADING

1. Shipper ID Number	2. Page 1 of	3. Emergency Response Phone	4. Tracking Number
NCVSQG	1	(800) 814-1204	CES 144848

SHIPPER

5. Shipper's Name and Mailing Address
Colonial Pipeline Company
14108 Huntersville-Concord Road
Huntersvile North Carolina 28078
Shipper's Phone:

Shipper's Site Address (if different than mailing address)
Colonial Pipeline Company
14108 Huntersville-Concord Road
Huntersvile North Carolina 28078

6. Transporter 1 Company Name: Covanta Environmental Solutions
U.S. EPA ID Number: PAR000043026

7. Transporter 2 Company Name:
U.S. EPA ID Number:

8. Consignee Name and Site Address
Covanta Environmental Solutions LLC
2503 Fayetteville Street
Asheboro NC 27203 (336) 683-0911
Facility's Phone:
U.S. EPA ID Number: NCR000135384

HM	9. Shipping Name and Description	10. Containers No.	10. Containers Type	11. Total Quantity	12. Unit Wt./Vol.	
	1. X UN1268, Petroleum products, n.o.s., (Gas, Water, Ethanol), 3, II, ERG# 128 1A	1	TT	5051		PLACARD? YES ☐ NO ☐ None
	2.					PLACARD? YES ☐ NO ☐
	3.					PLACARD? YES ☐ NO ☐
	4.					PLACARD? YES ☐ NO ☐

13. Special Handling Instructions and Additional Information
1 5005955 Petroleum Contact Water CWT: N/A PO#:

Trailer # RD 36 TR 18
Emergency Response Guide On Board
Site arrival time 830
Site departure time 0905
www.covanta.com

14. SHIPPER'S CERTIFICATION: I certify the materials are accurately described.

Shipper's/Offeror's Printed/Typed Name	Signature	Month	Day	Year
Tim Moyer For Adam Harris @ CPC	J. L. Moya	5	29	22

INT'L

15. International Shipments ☐ Import to U.S. ☐ Export from U.S. Port of entry/exit:
Transporter Signature (for exports only): Date leaving U.S.:

TRANSPORTER

16. Transporter Acknowledgment of Receipt of Materials

Transporter 1 Printed/Typed Name	Signature	Month	Day	Year
CORBY TUCKER		5	29	22
Transporter 2 Printed/Typed Name	Signature	Month	Day	Year

DESIGNATED CONSIGNEE

17. Discrepancy

17a. Discrepancy Indication Space ☐ Quantity ☐ Type ☐ Residue ☐ Partial Rejection ☐ Full Rejection

Bill of Lading Reference Number:

17b. Alternate Consignee (or Shipper)
U.S. EPA ID Number:
Facility's Phone:

17c. Signature of Alternate Consignee (or Shipper) Month Day Year

18. Designated Receiving Facility Owner or Operator: Certification of receipt of materials covered by the bill of lading except as noted in Item 17a

Printed/Typed Name	Signature	Month	Day	Year
Kaline Davis		5	29	22

COVANTA
Environmental Solutions

TK# 38

SO286502

Corporate Office
5300 N 33rd St. - Milwaukee, WI 53209
Phone: 800-842-9792 Fax: 414-461-3812

BILL OF LADING

1. Shipper ID Number	2. Page 1 of	3. Emergency Response Phone	4. Tracking Number
NCVSQG		(800) 814-1204	CES 144847

SHIPPER

5. Shipper's Name and Mailing Address
Colonial Pipeline Company
14108 Huntersville-Concord Road
Huntersville North Carolina 28078
Shipper's Phone:

Shipper's Site Address (if different than mailing address)
Colonial Pipeline Company
14108 Huntersville-Concord Road
Huntersville North Carolina 28078

6. Transporter 1 Company Name: Covanta Environmental Solutions — U.S. EPA ID Number: PAR000043026

7. Transporter 2 Company Name — U.S. EPA ID Number:

8. Consignee Name and Site Address
Covanta Environmental Solutions LLC
2503 Fayetteville Street
Asheboro NC 27203 (336) 683-0911
Facility's Phone:

U.S. EPA ID Number: NCR000135384

HM	9. Shipping Name and Description	10. Containers No.	10. Containers Type	11. Total Quantity	12. Unit Wt./Vol.	
	1. X UN1268, Petroleum products, n.o.s., (Gas, Water, Ethanol), 3, II, ERG# 128 3B	1	TT	5053	G	PLACARD? None YES ☐ NO ☐
	2.					PLACARD? YES ☐ NO ☐
	3.					PLACARD? YES ☐ NO ☐
	4.					PLACARD? YES ☐ NO ☐

13. Special Handling Instructions and Additional Information
1 5005955 Petroleum Contact Water CWT: N/A PO#:

Trailer # 60
Emergency Response Guide On-board
Site arrival time 8:00
Site departure time 0830
www.covanta.com

14. SHIPPER'S CERTIFICATION: I certify the materials are accurately described.

Shipper's/Offeror's Printed/Typed Name: Tim Mayer for Adam Harris @ CPC — Signature: T. L Moyer — Month 5 Day 29 Year 22

INT'L

15. International Shipments ☐ Import to U.S. ☐ Export from U.S. Port of entry/exit:
Transporter Signature (for exports only): Date leaving U.S.:

TRANSPORTER

16. Transporter Acknowledgment of Receipt of Materials

Transporter 1 Printed/Typed Name: Bobby Jarrett — Signature: Bobby Jarrett — Month 5 Day 29 Year 22

Transporter 2 Printed/Typed Name — Signature — Month Day Year

DESIGNATED CONSIGNEE

17. Discrepancy

17a. Discrepancy Indication Space ☐ Quantity ☐ Type ☐ Residue ☐ Partial Rejection ☐ Full Rejection

Bill of Lading Reference Number:

17b. Alternate Consignee (or Shipper) — U.S. EPA ID Number
Facility's Phone:

17c. Signature of Alternate Consignee (or Shipper) — Month Day Year

18. Designated Receiving Facility Owner or Operator: Certification of receipt of materials covered by the bill of lading except as noted in Item 17a

Printed/Typed Name: Kaline Davis — Signature — Month 5 Day 29 Year 22

COVANTA
Environmental Solutions

TK# 38

SO289879

Corporate Office
5300 N 33rd St. - Milwaukee, WI 53209
Phone: 800-842-9792 Fax: 414-461-3812

BILL OF LADING

1. Shipper ID Number	2. Page 1 of	3. Emergency Response Phone	4. Tracking Number
NCVSQG		(800) 814-1204	CES 144825

SHIPPER

5. Shipper's Name and Mailing Address
Colonial Pipeline Company
14108 Huntersville-Concord Road
Huntersvile North Carolina 28078
Shipper's Phone:

Shipper's Site Address (if different than mailing address)
Colonial Pipeline Company
14108 Huntersville-Concord Road
Huntersvile North Carolina 28078

6. Transporter 1 Company Name: Covanta Environmental Solutions
U.S. EPA ID Number: PAR000043026

7. Transporter 2 Company Name:
U.S. EPA ID Number:

8. Consignee Name and Site Address
Covanta Environmental Solutions LLC
2503 Fayetteville Street
Asheboro NC 27203 (336) 683-0911
Facility's Phone:
U.S. EPA ID Number: NCR000135384

HM	9. Shipping Name and Description	10. Containers No.	10. Containers Type	11. Total Quantity	12. Unit Wt./Vol.	
X	1. X UN1268, Petroleum products, n.o.s., (Gas, Water, Ethanol), 3, II, ERG# 128	1B 1	TT	5050	G	PLACARD? YES ☐ NO ☐
	2.					PLACARD? YES ☐ NO ☐
	3.					PLACARD? YES ☐ NO ☐
	4.					PLACARD? YES ☐ NO ☐

13. Special Handling Instructions and Additional Information
1 5005955 Petroleum Contact Water CWT: N/A PO#:

Trailer # CO
Emergency Response Guide On-board
Site arrival time 120
Site departure time 225
www.covanta.com

14. SHIPPER'S CERTIFICATION: I certify the materials are accurately described.

Shipper's/Offeror's Printed/Typed Name: Tim Moyer for Adam Harris @ CPC
Signature: T. L. Moy
Month 5 Day 30 Year 22

INT'L

15. International Shipments ☐ Import to U.S. ☐ Export from U.S. Port of entry/exit:
Transporter Signature (for exports only): Date leaving U.S.:

TRANSPORTER

16. Transporter Acknowledgment of Receipt of Materials

Transporter 1 Printed/Typed Name: Bobby Jarrett
Signature: Bobby Jarrett
Month 5 Day 30 Year 22

Transporter 2 Printed/Typed Name:
Signature:
Month Day Year

DESIGNATED CONSIGNEE

17. Discrepancy

17a. Discrepancy Indication Space ☐ Quantity ☐ Type ☐ Residue ☐ Partial Rejection ☐ Full Rejection

Bill of Lading Reference Number:

17b. Alternate Consignee (or Shipper)
U.S. EPA ID Number:
Facility's Phone:

17c. Signature of Alternate Consignee (or Shipper)
Month Day Year

18. Designated Receiving Facility Owner or Operator: Certification of receipt of materials covered by the bill of lading except as noted in Item 17a

Printed/Typed Name: Kalin Davis
Signature:
Month 5 Day 30 Year 22

COVANTA
Environmental Solutions

Corporate Office
5300 N 33rd St. - Milwaukee, WI 53209
Phone: 800-842-9792 Fax: 414-461-3812

SO289884

BILL OF LADING

1. Shipper ID Number	2. Page 1 of	3. Emergency Response Phone	4. Tracking Number
NCVSQG	1	(800) 814-1204	CES 144856

SHIPPER

5. Shipper's Name and Mailing Address
Colonial Pipeline Company
14108 Huntersville-Concord Road
Huntersvile North Carolina 28078
Shipper's Phone:

Shipper's Site Address (if different than mailing address)
Colonial Pipeline Company
14108 Huntersville-Concord Road
Huntersvile North Carolina 28078

6. Transporter 1 Company Name
Covanta Environmental Solutions
U.S. EPA ID Number: PAR000043026

7. Transporter 2 Company Name
U.S. EPA ID Number:

8. Consignee Name and Site Address
Covanta Environmental Solutions LLC
2503 Fayetteville Street
Asheboro NC 27203 (336) 683-0911
Facility's Phone:
U.S. EPA ID Number: NCR000135384

HM	9. Shipping Name and Description	10. Containers No.	10. Containers Type	11. Total Quantity	12. Unit Wt./Vol.	
X	1. UN1268, Petroleum products, n.o.s., (Gas, Water, Ethanol), 3, II, ERG# 128 3A	1	TT	5052		PLACARD? YES ☐ None NO ☐
	2.					PLACARD? YES ☐ NO ☐
	3.					PLACARD? YES ☐ NO ☐
	4.					PLACARD? YES ☐ NO ☐

13. Special Handling Instructions and Additional Information
1 5005955 Petroleum Contact Water CWT: N/A PO#:

RD36
Trailer # TRI8
Emergency Response Guide On-board
Site arrival time 120
Site departure time 155
www.covanta.com

14. SHIPPER'S CERTIFICATION: I certify the materials are accurately described.

Shipper's/Offeror's Printed/Typed Name	Signature	Month	Day	Year
Tim Moyer For Adam Harris @ CPC	T. L. Moyer	5	30	22

INT'L

15. International Shipments ☐ Import to U.S. ☐ Export from U.S. Port of entry/exit:
Transporter Signature (for exports only): Date leaving U.S.:

TRANSPORTER

16. Transporter Acknowledgment of Receipt of Materials

Transporter 1 Printed/Typed Name	Signature	Month	Day	Year
CORBY TUCKER		5	30	22
Transporter 2 Printed/Typed Name	Signature	Month	Day	Year

DESIGNATED CONSIGNEE

17. Discrepancy

17a. Discrepancy Indication Space ☐ Quantity ☐ Type ☐ Residue ☐ Partial Rejection ☐ Full Rejection

Bill of Lading Reference Number:

17b. Alternate Consignee (or Shipper)
U.S. EPA ID Number:
Facility's Phone:

17c. Signature of Alternate Consignee (or Shipper) | Month | Day | Year |

18. Designated Receiving Facility Owner or Operator: Certification of receipt of materials covered by the bill of lading except as noted in Item 17a

Printed/Typed Name	Signature	Month	Day	Year
Kaline Davis		5	30	22

COVANTA
Environmental Solutions

TK # 38

SO289878

Corporate Office
5300 N 33rd St. - Milwaukee, WI 53209
Phone: 800-842-9792 Fax: 414-461-3812

BILL OF LADING

1. Shipper ID Number	2. Page 1 of	3. Emergency Response Phone	4. Tracking Number
NCVSQG		(800) 814-1204	CES 144824

SHIPPER

5. Shipper's Name and Mailing Address

Colonial Pipeline Company
14108 Huntersville-Concord Road
Huntersvile North Carolina 28078

Shipper's Phone:

Shipper's Site Address (if different than mailing address)

Colonial Pipeline Company
14108 Huntersville-Concord Road
Huntersvile North Carolina 28078

6. Transporter 1 Company Name: Covanta Environmental Solutions — U.S. EPA ID Number: PAR000043026

7. Transporter 2 Company Name — U.S. EPA ID Number:

8. Consignee Name and Site Address

Covanta Environmental Solutions LLC
2503 Fayetteville Street
Asheboro NC 27203 (336) 683-0911

Facility's Phone:

U.S. EPA ID Number: NCR000135384

HM	9. Shipping Name and Description	10. Containers No.	10. Containers Type	11. Total Quantity	12. Unit Wt./Vol.	
X	1. X UN1268, Petroleum products, n.o.s., (Gas, Water, Ethanol), 3, II, ERG# 128 1B	1	TT	5050	G	PLACARD? YES ☐ None NO ☐
	2.					PLACARD? YES ☐ NO ☐
	3.					PLACARD? YES ☐ NO ☐
	4.					PLACARD? YES ☐ NO ☐

13. Special Handling Instructions and Additional Information

1 5005955 Petroleum Contact Water CWT: N/A PO#:

Trailer # 602
Emergency Response Guide On Board
Site arrival time 8:30
Site departure time 09:10
www.covanta.com

14. SHIPPER'S CERTIFICATION: I certify the materials are accurately described.

Shipper's/Offeror's Printed/Typed Name: Tim Moyer for Adam Harris @ CPC — Signature: J. L. Moyer — Month: 5 — Day: 30 — Year: 22

INT'L

15. International Shipments ☐ Import to U.S. ☐ Export from U.S. Port of entry/exit:

Transporter Signature (for exports only): Date leaving U.S.:

TRANSPORTER

16. Transporter Acknowledgment of Receipt of Materials

Transporter 1 Printed/Typed Name: Bobby Jarrett — Signature: Bobby Jarrett — Month: 5 — Day: 30 — Year: 22

Transporter 2 Printed/Typed Name — Signature — Month — Day — Year

DESIGNATED CONSIGNEE

17. Discrepancy

17a. Discrepancy Indication Space ☐ Quantity ☐ Type ☐ Residue ☐ Partial Rejection ☐ Full Rejection

Bill of Lading Reference Number:

17b. Alternate Consignee (or Shipper) — U.S. EPA ID Number

Facility's Phone:

17c. Signature of Alternate Consignee (or Shipper) — Month — Day — Year

18. Designated Receiving Facility Owner or Operator: Certification of receipt of materials covered by the bill of lading except as noted in Item 17a

Printed/Typed Name: Kaline Davis — Signature — Month: 5 — Day: 30 — Year: 22

COVANTA
Environmental Solutions

Corporate Office
5300 N 33rd St. - Milwaukee, WI 53209
Phone: 800-842-9792 Fax: 414-461-3812

SO289882

BILL OF LADING	1. Shipper ID Number	2. Page 1 of	3. Emergency Response Phone	4. Tracking Number
	NCVSQG	1	(800) 814-1204	CES 144855

5. Shipper's Name and Mailing Address
Colonial Pipeline Company
14108 Huntersville-Concord Road
Huntersvile North Carolina 28078
Shipper's Phone:

Shipper's Site Address (if different than mailing address)
Colonial Pipeline Company
14108 Huntersville-Concord Road
Huntersvile North Carolina 28078

6. Transporter 1 Company Name: Covanta Environmental Solutions — U.S. EPA ID Number: PAR000043026

7. Transporter 2 Company Name — U.S. EPA ID Number:

8. Consignee Name and Site Address
Covanta Environmental Solutions LLC
2503 Fayetteville Street
Asheboro NC 27203 (336) 683-0911
Facility's Phone:
U.S. EPA ID Number: NCR000135384

HM	9. Shipping Name and Description	10. Containers No.	10. Containers Type	11. Total Quantity	12. Unit Wt./Vol.	
X	1. X UN1268, Petroleum products, n.o.s., (Gas, Water, Ethanol), 3, II, ERG# 128 3B	1	TT	5051		PLACARD? YES ☐ NO ☐ None
	2.					PLACARD? YES ☐ NO ☐
	3.					PLACARD? YES ☐ NO ☐
	4.					PLACARD? YES ☐ NO ☐

13. Special Handling Instructions and Additional Information
1 5005955 Petroleum Contact Water CWT: N/A PO#:

RD 36
Trailer # TR18
Emergency Response Guide On-boar
Site arrival time 800
Site departure time 0835
www.covanta.com

14. SHIPPER'S CERTIFICATION: I certify the materials are accurately described.

Shipper's/Offeror's Printed/Typed Name: Tim Moyer for Adam Harris @ CPC — Signature: T.L.Moy — Month 5 Day 30 Year 22

INT'L

15. International Shipments ☐ Import to U.S. ☐ Export from U.S. Port of entry/exit:
Transporter Signature (for exports only): Date leaving U.S.:

TRANSPORTER

16. Transporter Acknowledgment of Receipt of Materials

Transporter 1 Printed/Typed Name: CORBY TUCKER — Signature — Month 5 Day 30 Year 22

Transporter 2 Printed/Typed Name — Signature — Month Day Year

DESIGNATED CONSIGNEE

17. Discrepancy

17a. Discrepancy Indication Space ☐ Quantity ☐ Type ☐ Residue ☐ Partial Rejection ☐ Full Rejection

Bill of Lading Reference Number:

17b. Alternate Consignee (or Shipper) — U.S. EPA ID Number
Facility's Phone:

17c. Signature of Alternate Consignee (or Shipper) — Month Day Year

18. Designated Receiving Facility Owner or Operator: Certification of receipt of materials covered by the bill of lading except as noted in Item 17a

Printed/Typed Name: Kaline Davis — Signature — Month 5 Day 30 Year 22

COVANTA
Environmental Solutions

SO289982

Corporate Office
5300 N 33rd St. - Milwaukee, WI 53209
Phone: 800-842-9792 Fax: 414-461-3812

SHIPPER

BILL OF LADING	1. Shipper ID Number	2. Page 1 of	3. Emergency Response Phone	4. Tracking Number
	NCVSQG	1	(800) 814-1204	CES 144865

5. Shipper's Name and Mailing Address
Colonial Pipeline Company
14108 Huntersville-Concord Road
Huntersvile North Carolina 28078
Shipper's Phone:

Shipper's Site Address (if different than mailing address)
Colonial Pipeline Company
14108 Huntersville-Concord Road
Huntersvile North Carolina 28078

6. Transporter 1 Company Name: Covanta Environmental Solutions — U.S. EPA ID Number: PAR000043026

7. Transporter 2 Company Name — U.S. EPA ID Number:

8. Consignee Name and Site Address
Covanta Environmental Solutions LLC
2503 Fayetteville Street
Asheboro NC 27203 (336) 683-0911
Facility's Phone:
U.S. EPA ID Number: NCR000135384

HM	9. Shipping Name and Description	10. Containers No.	10. Containers Type	11. Total Quantity	12. Unit Wt./Vol.	
X	1. X UN1268, Petroleum products, n.o.s., (Gas, Water, Ethanol), 3, II, ERG# 128 1A	1	TT	5051	G	PLACARD? YES ☐ NO ☐ None
	2.					PLACARD? YES ☐ NO ☐
	3.					PLACARD? YES ☐ NO ☐
	4.					PLACARD? YES ☐ NO ☐

13. Special Handling Instructions and Additional Information

1 5005955 Petroleum Contact Water CWT: N/A PO#:

RD36
Trailer # TR18
Emergency Response Guide Cardboa
Site arrival time 830
Site departure time 925
www.covanta.com

14. SHIPPER'S CERTIFICATION: I certify the materials are accurately described.

Shipper's/Offeror's Printed/Typed Name: Tim Moyer for Adam Harris @CPC — Signature: T.L. Moyer — Month 5 Day 31 Year 22

INT'L

15. International Shipments ☐ Import to U.S. ☐ Export from U.S. Port of entry/exit:
Transporter Signature (for exports only): Date leaving U.S.:

TRANSPORTER

16. Transporter Acknowledgment of Receipt of Materials

Transporter 1 Printed/Typed Name: CORBY TUCKER — Signature: [signature] — Month 5 Day 31 Year 22

Transporter 2 Printed/Typed Name — Signature — Month Day Year

DESIGNATED CONSIGNEE

17. Discrepancy

17a. Discrepancy Indication Space ☐ Quantity ☐ Type ☐ Residue ☐ Partial Rejection ☐ Full Rejection

Bill of Lading Reference Number:

17b. Alternate Consignee (or Shipper) — U.S. EPA ID Number

Facility's Phone:

17c. Signature of Alternate Consignee (or Shipper) — Month Day Year

18. Designated Receiving Facility Owner or Operator: Certification of receipt of materials covered by the bill of lading except as noted in Item 17a

Printed/Typed Name: Megan Speedling — Signature: [signature] — Month 5 Day 31 Year 22

COVANTA
Environmental Solutions

~~SO286501~~ SO289179

Corporate Office
5300 N 33rd St. - Milwaukee, WI 53209
Phone: 800-842-9792 Fax: 414-461-3812

BILL OF LADING

1. Shipper ID Number	2. Page 1 of	3. Emergency Response Phone	4. Tracking Number
NCVSQG		(800) 814-1204	CES 145563

SHIPPER

5. Shipper's Name and Mailing Address
Colonial Pipeline Company
14108 Huntersville-Concord Road
Huntersvile North Carolina 28078
Shipper's Phone:

Shipper's Site Address (if different than mailing address)
Colonial Pipeline Company
14108 Huntersville-Concord Road
Huntersvile North Carolina 28078

6. Transporter 1 Company Name: Covanta Environmental Solutions
U.S. EPA ID Number: PAR000043026

7. Transporter 2 Company Name:
U.S. EPA ID Number:

8. Consignee Name and Site Address
Covanta Environmental Solutions LLC
2503 Fayetteville Street
Asheboro NC 27203 (336) 683-0911
Facility's Phone:
U.S. EPA ID Number: NCR000135384

HM	9. Shipping Name and Description	10. Containers No.	10. Containers Type	11. Total Quantity	12. Unit Wt./Vol.	
	1. Non-RCRA, Non-DOT Regulated Material 1A	1	TT	5051	G	PLACARD? YES ☐ NO ☒
	2.					PLACARD? YES ☐ NO ☐
	3.					PLACARD? YES ☐ NO ☐
	4.					PLACARD? YES ☐ NO ☐

13. Special Handling Instructions and Additional Information
1 5005955 Petroleum Contact Water CWT: N/A PO#: RD43
Trailer # TR18
Emergency Response Guide On-board
Site arrival time 10:55
Site departure time 11:25
www.covanta.com

14. SHIPPER'S CERTIFICATION: I certify the materials are accurately described.

Shipper's/Offeror's Printed/Typed Name	Signature	Month	Day	Year
Tim Moyer for Adam Harris@CPC	T. L. Moy	5	27	22

INT'L

15. International Shipments ☐ Import to U.S. ☐ Export from U.S. Port of entry/exit:
Transporter Signature (for exports only): Date leaving U.S.:

TRANSPORTER

16. Transporter Acknowledgment of Receipt of Materials

Transporter 1 Printed/Typed Name	Signature	Month	Day	Year
TREVOR FOSTER	Trevor Foster	5	27	22
Transporter 2 Printed/Typed Name	Signature	Month	Day	Year

DESIGNATED CONSIGNEE

17. Discrepancy

17a. Discrepancy Indication Space ☐ Quantity ☐ Type ☐ Residue ☐ Partial Rejection ☐ Full Rejection

Bill of Lading Reference Number:

17b. Alternate Consignee (or Shipper)
U.S. EPA ID Number:
Facility's Phone:

17c. Signature of Alternate Consignee (or Shipper) | Month | Day | Year

18. Designated Receiving Facility Owner or Operator: Certification of receipt of materials covered by the bill of lading except as noted in Item 17a

Printed/Typed Name	Signature	Month	Day	Year
Kaline Davis		5	27	22

COVANTA
Environmental Solutions

TK # 38

S0289986
~~S0289885~~

Corporate Office
5300 N 33rd St. - Milwaukee, WI 53209
Phone: 800-842-9792 Fax: 414-461-3812

BILL OF LADING	1. Shipper ID Number	2. Page 1 of	3. Emergency Response Phone	4. Tracking Number
	NCVSQG		(800) 814-1204	CES 144862

5. Shipper's Name and Mailing Address
Colonial Pipeline Company
14108 Huntersville-Concord Road
Huntersvile North Carolina 28078
Shipper's Phone:

Shipper's Site Address (if different than mailing address)
Colonial Pipeline Company
14108 Huntersville-Concord Road
Huntersvile North Carolina 28078

6. Transporter 1 Company Name: Covanta Environmental Solutions — U.S. EPA ID Number: PAR000043026

7. Transporter 2 Company Name — U.S. EPA ID Number:

8. Consignee Name and Site Address
Covanta Environmental Solutions LLC
2503 Fayetteville Street
Asheboro NC 27203 (336) 683-0911
Facility's Phone:
U.S. EPA ID Number: NCR000135384

HM	9. Shipping Name and Description	10. Containers No.	10. Containers Type	11. Total Quantity	12. Unit Wt./Vol.	
X	1. X UN1268, Petroleum products, n.o.s., (Gas, Water, Ethanol), 3, II, ERG# 128 3A	1	TT	5051	G	PLACARD? None YES ☐ NO ☐
	2.					PLACARD? YES ☐ NO ☐
	3.					PLACARD? YES ☐ NO ☐
	4.					PLACARD? YES ☐ NO ☐

13. Special Handling Instructions and Additional Information

1 5005955 Petroleum Contact Water CWT: N/A PO#:

Trailer # 60
Emergency Response Guide Co-poa
Site arrival time 1055
Site departure time 1435
www.covanta.com

14. SHIPPER'S CERTIFICATION: I certify the materials are accurately described.

Shipper's/Offeror's Printed/Typed Name	Signature	Month	Day	Year
Tim Moyer For Adam Harris @ CPC	T.L. Moy	5	31	22

15. International Shipments ☐ Import to U.S. ☐ Export from U.S. Port of entry/exit:
Transporter Signature (for exports only): Date leaving U.S.:

16. Transporter Acknowledgment of Receipt of Materials

Transporter 1 Printed/Typed Name	Signature	Month	Day	Year
Bobby Jarrett	Bobby Jarrett	5	31	22
Transporter 2 Printed/Typed Name	Signature	Month	Day	Year

17. Discrepancy
17a. Discrepancy Indication Space ☐ Quantity ☐ Type ☐ Residue ☐ Partial Rejection ☐ Full Rejection
Bill of Lading Reference Number:
17b. Alternate Consignee (or Shipper) — U.S. EPA ID Number
Facility's Phone:
17c. Signature of Alternate Consignee (or Shipper) — Month Day Year

18. Designated Receiving Facility Owner or Operator: Certification of receipt of materials covered by the bill of lading except as noted in Item 17a

Printed/Typed Name	Signature	Month	Day	Year
Megan Speedling	M Speedling	5	31	22

SHIPPER — INT'L — TRANSPORTER — DESIGNATED CONSIGNEE

COVANTA
Environmental Solutions

~~SO289582~~ SO289983

Corporate Office
5300 N 33rd St. - Milwaukee, WI 53209
Phone: 800-842-9792 Fax: 414-461-3812

BILL OF LADING

1. Shipper ID Number	2. Page 1 of	3. Emergency Response Phone	4. Tracking Number
NCVSQG	1	(800) 814-1204	CES 144866

SHIPPER

5. Shipper's Name and Mailing Address
Colonial Pipeline Company
14108 Huntersville-Concord Road
Huntersvile North Carolina 28078
Shipper's Phone:

Shipper's Site Address (if different than mailing address)
Colonial Pipeline Company
14108 Huntersville-Concord Road
Huntersvile North Carolina 28078

6. Transporter 1 Company Name: Covanta Environmental Solutions — U.S. EPA ID Number: PAR000043026

7. Transporter 2 Company Name — U.S. EPA ID Number:

8. Consignee Name and Site Address
Covanta Environmental Solutions LLC
2503 Fayetteville Street
Asheboro NC 27203 (336) 683-0911
Facility's Phone:

U.S. EPA ID Number: NCR000135384

HM	9. Shipping Name and Description	10. Containers No.	10. Containers Type	11. Total Quantity	12. Unit Wt./Vol.	
X	1. X UN1268, Petroleum products, n.o.s., (Gas, Water, Ethanol), 3, II, ERG# 128 2B	1	TT	5052	G	PLACARD? YES ☐ ~~NO~~ ☐
	2.					PLACARD? YES ☐ NO ☐
	3.					PLACARD? YES ☐ NO ☐
	4.					PLACARD? YES ☐ NO ☐

13. Special Handling Instructions and Additional Information
1 5005955 Petroleum Contact Water CWT: N/A PO#:

RD36 TRIP
Trailer # _____
Emergency Response Guide Onboard
Site arrival time 130
Site departure time 205
www.covanta.com

14. SHIPPER'S CERTIFICATION: I certify the materials are accurately described.

Shipper's/Offeror's Printed/Typed Name	Signature	Month	Day	Year
Tim Moyer for Adam Harris @ CPC	T.L. Moyer	5	31	21

INT'L

15. International Shipments ☐ Import to U.S. ☐ Export from U.S. Port of entry/exit:
Transporter Signature (for exports only): Date leaving U.S.:

TRANSPORTER

16. Transporter Acknowledgment of Receipt of Materials

Transporter 1 Printed/Typed Name	Signature	Month	Day	Year
CORBY TUCKER		5	31	22
Transporter 2 Printed/Typed Name	Signature	Month	Day	Year

DESIGNATED CONSIGNEE

17. Discrepancy
17a. Discrepancy Indication Space ☐ Quantity ☐ Type ☐ Residue ☐ Partial Rejection ☐ Full Rejection
Bill of Lading Reference Number:

17b. Alternate Consignee (or Shipper) — U.S. EPA ID Number
Facility's Phone:

17c. Signature of Alternate Consignee (or Shipper) — Month Day Year

18. Designated Receiving Facility Owner or Operator: Certification of receipt of materials covered by the bill of lading except as noted in Item 17a

Printed/Typed Name	Signature	Month	Day	Year
Megan Spalding	M Spalding	5	31	22

COVANTA
Environmental Solutions

TK # 38

SO289981

Corporate Office
5300 N 33rd St. - Milwaukee, WI 53209
Phone: 800-842-9792 Fax: 414-461-3812

BILL OF LADING

1. Shipper ID Number	2. Page 1 of	3. Emergency Response Phone	4. Tracking Number
NCVSQG		(800) 814-1204	CES 144864

SHIPPER

5. Shipper's Name and Mailing Address
Colonial Pipeline Company
14108 Huntersville-Concord Road
Huntersville North Carolina 28078
Shipper's Phone:

Shipper's Site Address (if different than mailing address)
Colonial Pipeline Company
14108 Huntersville-Concord Road
Huntersville North Carolina 28078

6. Transporter 1 Company Name: Covanta Environmental Solutions
U.S. EPA ID Number: PAR000043026

7. Transporter 2 Company Name:
U.S. EPA ID Number:

8. Consignee Name and Site Address
Covanta Environmental Solutions LLC
2503 Fayetteville Street
Asheboro NC 27203 (336) 683-0911
Facility's Phone:
U.S. EPA ID Number: NCR000135384

HM	9. Shipping Name and Description	10. Containers No.	10. Containers Type	11. Total Quantity	12. Unit Wt./Vol.	
X	1. X UN1268, Petroleum products, n.o.s., (Gas, Water, Ethanol), 3, II, ERG# 128 3B 3502 1A 1550	1	TT	5052	G	PLACARD? YES ☐ NO ☐ None
	2.					PLACARD? YES ☐ NO ☐
	3.					PLACARD? YES ☐ NO ☐
	4.					PLACARD? YES ☐ NO ☐

13. Special Handling Instructions and Additional Information
1 5005955 Petroleum Contact Water CWT: N/A PO#:

Trailer # 60
Emergency Response Guide
Site arrival time 11:30
Site departure time 1145
www.covanta.com

14. SHIPPER'S CERTIFICATION: I certify the materials are accurately described.

Shipper's/Offeror's Printed/Typed Name	Signature	Month	Day	Year
Tim Moyer For Adam Harris @ CPC	T. L. Moyer	5	31	22

INT'L

15. International Shipments ☐ Import to U.S. ☐ Export from U.S. Port of entry/exit:
Transporter Signature (for exports only): Date leaving U.S.:

TRANSPORTER

16. Transporter Acknowledgment of Receipt of Materials

Transporter 1 Printed/Typed Name	Signature	Month	Day	Year
Bobby Jarrett	Bobby Jarrett	5	31	22
Transporter 2 Printed/Typed Name	Signature	Month	Day	Year

DESIGNATED CONSIGNEE

17. Discrepancy
17a. Discrepancy Indication Space ☐ Quantity ☐ Type ☐ Residue ☐ Partial Rejection ☐ Full Rejection
Bill of Lading Reference Number:
17b. Alternate Consignee (or Shipper)
U.S. EPA ID Number:
Facility's Phone:
17c. Signature of Alternate Consignee (or Shipper) Month Day Year

18. Designated Receiving Facility Owner or Operator: Certification of receipt of materials covered by the bill of lading except as noted in Item 17a

Printed/Typed Name	Signature	Month	Day	Year
Megan Spedding	M Spedding	5	31	22