



Source Test Report

The Chemours Company, FC, LLC
Fayetteville Works
22828 Highway 87W
Fayetteville, NC 28306

Source Tested: Vinyl Ethers South (VES) Carbon Bed
Test Date: October 9 and 10, 2023

Project No. AST-2023-4327

Prepared By
Alliance Technical Group, LLC
6515A Basile Rowe
East Syracuse, NY 13057

Regulatory Information

Permit No. North Carolina Department of Air Quality (NCDAQ) Title V Air Permit No. 03735T48

Source Information

<i>Source Name</i>	<i>Target Parameter</i>
VES Carbon Bed (Inlet / Outlet)	HFPO-DA


Contact Information

<i>Test Location</i>	<i>Test Company</i>	<i>Analytical Laboratory</i>
The Chemours Company, FC, LLC Fayetteville Works 22828 Highway 87W Fayetteville, North Carolina	Alliance Technical Group, LLC 6515A Basile Rowe East Syracuse, NY 13057	Eurofins TestAmerica 5815 Middlebrook Pike Knoxville, TN 37921 Kevin Woodcock Courtney Adkins
Facility Contact Christel Compton christel.e.compton@chemours.com	Project Manager/ Field Team Leader Patrick Grady patrick.grady@alliancetg.com (716) 713-9238	Courtney.adkins@testamericainc.com
	QA/QC Manager Kathleen Shonk katie.shonk@alliancetg.com (812) 452-4785	
	Report Coordinator Claudia Ramirez claudia.ramirez@alliancetg.com (575) 694-0262	

Alliance Technical Group, LLC (Alliance) has completed the source testing as described in this report. Results apply only to the source(s) tested and operating condition(s) for the specific test date(s) and time(s) identified within this report. All results are intended to be considered in their entirety, and Alliance is not responsible for use of less than the complete test report without written consent. This report shall not be reproduced in full or in part without written approval from the customer.

To the best of my knowledge and abilities, all information, facts and test data are correct. Data presented in this report has been checked for completeness and is accurate, error-free and legible. Onsite testing was conducted in accordance with approved internal Standard Operating Procedures. Any deviations or problems are detailed in the relevant sections in the test report.

This report is only considered valid once an authorized representative of Alliance has signed in the space provided below; any other version is considered draft. This document was prepared in portable document format (.pdf) and contains pages as identified in the bottom footer of this document.



Patrick Grady, QSTI
Project Manager
Alliance Technical Group, LLC

11/21/2023

Date

TABLE OF CONTENTS

1.0 Introduction 1-1

 1.1 Source and Control System Descriptions 1-1

 1.2 Project Team 1-1

2.0 Summary of Results 2-1

3.0 Testing Methodology 3-1

 3.1 U.S. EPA Reference Test Methods 1 and 2 – Sampling/Traverse Points and Volumetric Flow Rate 3-1

 3.2 U.S. EPA Reference Test Method 4 – Moisture Content 3-1

 3.3 Modified Method 0010 – Hexafluoro-Propylene Oxide-Dimer Acid 3-1

 3.4 HFPO-DA Sample Train and Equipment Preparation 3-2

 3.5 HFPO-DA Sample Train Recovery 3-2

LIST OF TABLES

Table 1-1: Project Team 1-1

Table 2-1: Summary of Results 2-1

Table 3-1: Source Testing Methodology 3-1

APPENDICES

Appendix A Sample Calculations

Appendix B Field Data

Appendix C Laboratory Data

Appendix D Quality Assurance/Quality Control Data

Appendix E Process Operating/Control System Data

Introduction

1.0 Introduction

Alliance Technical Group, LLC (Alliance) was retained by The Chemours Company (Chemours) to conduct compliance testing at the Fayetteville Works facility in Fayetteville, North Carolina. The facility operates under North Carolina Department of Air Quality (NCDAQ) Title V Air Permit No. 03735T48. Source emissions testing was conducted at the inlet and outlet of the Vinyl Ethers South (VES) carbon bed. The testing was conducted to evaluate emissions of hexafluoro-propylene oxide-dimer acid (HFPO-DA). HFPO-DA, hexafluoro-propylene oxide dimer acid fluoride (HFPO-DAF) and hexafluoro-propylene oxide dimer acid ammonium salt are captured and reported together as HFPO-DA.

1.1 Source and Control System Descriptions

VES is part of the fluoromonomer area at the Fayetteville facility. This area produces fluorocarbon compounds used to produce Chemours products, such as IXM, Krytox® and Viton®. Indoor air fugitive emissions from VES are vented to a carbon bed which is then vented to atmosphere through a process stack (NEP-Hdr2).

1.2 Project Team

Personnel involved in this project are identified in the following table.

Table 1-1: Project Team

Facility Personnel	Christel Compton Eddie Vega
Regulatory Personnel	Gary Saunders
Alliance Personnel	Patrick Grady Antonio Anderson Ted LaBonte Jeff Sheldon Samantha Waters

Summary of Results

2.0 Summary of Results

Alliance conducted compliance testing at the Fayetteville Works Facility in Fayetteville, NC on October 9 and 10, 2023. Testing consisted of determining the emission rates of HFPO-DA at the inlet and outlet of the VES carbon bed. Table 2-1 provides a summary of the emission testing results. Any difference between the summary results listed in the following tables and the detailed results contained in appendices is due to rounding for presentation.

Table 2-1: Summary of Results

Run Number	Run 1	Run 2	Run 3	Average
Date	10/9/23	10/10/23	10/10/23	--
HFPO-DA Data				
Outlet Emission Rate, lb/hr	1.8E-05	7.4E-06	8.8E-06	1.1E-05
Inlet Emission Rate, lb/hr	6.7E-05	7.1E-05	8.0E-05	7.3E-05
Reduction Efficiency, %	73	90	89	84

Testing Methodology

3.0 Testing Methodology

The emission testing program was conducted in accordance with the test methods listed in Table 3-1. Method descriptions are provided below while quality assurance/quality control data is provided in Appendix D.

Table 3-1: Source Testing Methodology

Parameter	U.S. EPA Reference Test Methods	Notes/Remarks
Volumetric Flow Rate	1 & 2	Full Velocity Traverses
Moisture Content	4	Gravimetric Analysis
Hexafluoro-Propylene Oxide-Dimer Acid	OTM-45	Isokinetic Sampling

3.1 U.S. EPA Reference Test Methods 1 and 2 – Sampling/Traverse Points and Volumetric Flow Rate

The sampling location and number of traverse (sampling) points were selected in accordance with U.S. EPA Reference Test Method 1. To determine the minimum number of traverse points, the upstream and downstream distances were equated into equivalent diameters and compared to Figure 1-1 in U.S. EPA Reference Test Method 1.

Full velocity traverses were conducted in accordance with U.S. EPA Reference Test Method 2 to determine the average stack gas velocity pressure, static pressure and temperature. The velocity and static pressure measurement system consisted of a pitot tube and inclined manometer. The stack gas temperature was measured with a K-type thermocouple and pyrometer.

Oxygen and carbon dioxide concentrations were assumed to be ambient as there is no combustion source associated with the VES process.

3.2 U.S. EPA Reference Test Method 4 – Moisture Content

The stack gas moisture content was determined in accordance with U.S. EPA Reference Test Method 4. The gas conditioning train consisted of a series of chilled impingers. Prior to testing, each impinger was filled with a known quantity of water or silica gel. Each impinger was analyzed gravimetrically before and after each test run on the same balance to determine the amount of moisture condensed.

3.3 Modified Method 0010 – Hexafluoro-Propylene Oxide-Dimer Acid

HFPO-DA emissions were evaluated in accordance with Modified Method 0010. Testing followed the submitted protocol in the execution of our onsite sampling and analysis activities. Modified Method 0010 procedure was followed as outlined in the protocol submitted to NC Division of Air Quality. Modified Method 0010 sampling and analysis procedures performed for this project are consistent with OTM-45, which was released by EPA in January 2021, subsequent to Chemours submittal of plans to DAQ.

The sample train consisted of a borosilicate glass nozzle attached directly to a heated borosilicate glass-lined probe. The probe was connected directly to a heated borosilicate glass filter holder containing a solvent-extracted glass fiber filter. In order to minimize possible thermal degradation of the HFPO-DA, the probe and particulate filter were heated to just above stack temperature to minimize water vapor condensation before the filter. The filter holder exit was connected to a water-cooled coil condenser followed by a water-cooled sorbent module containing

approximately 40 grams of XAD-2 resin. The XAD-2 inlet temperature was monitored to ensure that the module is maintained at a temperature below 20°C.

The XAD-2 resin trap was followed by a condensate knockout impinger and a series of two impingers each containing 100-ml of high purity deionized water. The water impingers were followed by another condensate knockout impinger equipped with a second XAD-2 resin trap to account for any sample breakthrough. The final impinger contained approximately 250 grams of dry pre-weighed silica gel. The water impingers and condensate impingers were submerged in an ice bath through the duration of the testing. The water in the ice bath was also used to circulate around the coil condenser and the XAD-2 resin traps.

Exhaust gases were extracted from the sample locations isokinetically using a metering console equipped with a vacuum pump, a calibrated orifice, oil manometer and probe/filter heat controllers.

3.4 HFPO-DA Sample Train and Equipment Preparation

Prior to conducting the field work the following procedures were conducted to prepare the field sampling glassware and sample recovery tools.

1. Wash all glassware, brushes, and ancillary tools with low residue soap and hot water.
2. Rinse all glassware, brushes, and ancillary tools three (3) times with D.I. H₂O.
3. Bake glassware (with the exception of probe liners) at 450°C for approximately 2 hours, (XAD-2 resin tube glassware is cleaned by Eurofins/TestAmerica by this same procedure).
4. Solvent rinse three (3) times all glassware, brushes, and ancillary tools with the following sequence of solvents: acetone, methylene chloride, hexane, and methanol.
5. Clean glassware and tools will be sealed in plastic bags or aluminum foil for transport to the sampling site.
6. Squirt bottles will be new dedicated bottles of known history and dedicated to the D.I. Water and methanol/ammonium hydroxide (MeOH/ 5% NH₄OH) solvent contents. Squirt bottles will be labelled with the solvent content it contains.

3.5 HFPO-DA Sample Train Recovery

Following completion of each test run, the sample probe, nozzle and front-half of the filter holder were brushed and rinsed three times each with the MeOH/ 5% NH₄OH solution (Container #1). The glass fiber filter was removed from its housing and transferred to a polyethylene bottle (Container #2). Any particulate matter and filter fibers which adhered to the filter holder and gasket were also placed in Container #2. The XAD-2 resin trap was sealed, labelled and placed in an iced sample cooler. The back-half of the filter holder, coil condenser condensate trap and connecting glassware were rinsed with the same MeOH/ 5% NH₄OH solution and placed in Container #3.

The volume of water collected in the second and third impingers was measured for moisture determinations and then placed in Container #4. Impingers #2 and #3 were then rinsed with the MeOH/ 5% NH₄OH solution and placed in Container #5. The second (breakthrough) XAD-2 resin trap was sealed, labelled and placed in an iced sample cooler. The second condensate trap was rinsed with the MeOH/ 5% NH₄OH solution and placed in Container #5. The contents of the fifth impinger were placed in its original container and weighed for moisture determinations.

Containers were sealed and labeled with the appropriate sample information. Samples remained chilled until analysis. HFPO-DA analysis was conducted using liquid chromatography/dual mass spectrometry (LC/MS/MS).

Appendix A

Location: Chemours Company - Fayetteville Works Facility, NC
 Source: VES Carbon Bed Inlet
 Project No.: AST-2023-4327
 Run No.: 1
 Parameter: HFPO-DA

Meter Pressure (Pm), in. Hg

$$P_m = P_b + \frac{\Delta H}{13.6}$$

where,

P_b	$\frac{29.70}{}$	= barometric pressure, in. Hg
ΔH	$\frac{1.954}{}$	= pressure differential of orifice, in. H ₂ O
P_m	$\frac{29.84}{}$	= in. Hg

Absolute Stack Gas Pressure (Ps), in. Hg

$$P_s = P_b + \frac{P_g}{13.6}$$

where,

P_b	$\frac{29.70}{}$	= barometric pressure, in. Hg
P_g	$\frac{-2.20}{}$	= static pressure, in. H ₂ O
P_s	$\frac{29.54}{}$	= in. Hg

Standard Meter Volume (Vmstd), dscf

$$Vmstd = \frac{17.636 \times Y \times V_m \times P_m}{T_m}$$

where,

Y	$\frac{0.989}{}$	= meter correction factor
V_m	$\frac{79.648}{}$	= meter volume, cf
P_m	$\frac{29.84}{}$	= absolute meter pressure, in. Hg
T_m	$\frac{536.1}{}$	= absolute meter temperature, °R
$Vmstd$	$\frac{77.337}{}$	= dscf

Standard Wet Volume (Vwstd), scf

$$Vwstd = 0.04716 \times V_{lc}$$

where,

V_{lc}	$\frac{38.4}{}$	= volume of H ₂ O collected, ml
$Vwstd$	$\frac{1.811}{}$	= scf

Moisture Fraction (BWSsat), dimensionless (theoretical at saturated conditions)

$$BWS_{sat} = \frac{10^{6.37 - \left(\frac{2.827}{T_s + 365}\right)}}{P_s}$$

where,

T_s	$\frac{77.4}{}$	= stack temperature, °F
P_s	$\frac{29.54}{}$	= absolute stack gas pressure, in. Hg
BWS_{sat}	$\frac{0.032}{}$	= dimensionless

Moisture Fraction (BWS), dimensionless (measured)

$$BWS = \frac{Vwstd}{(Vwstd + Vmstd)}$$

where,

$Vwstd$	$\frac{1.811}{}$	= standard wet volume, scf
$Vmstd$	$\frac{77.337}{}$	= standard meter volume, dscf
BWS	$\frac{0.023}{}$	= dimensionless

Moisture Fraction (BWS), dimensionless

$$BWS = BWS_{msd} \text{ unless } BWS_{sat} < BWS_{msd}$$

where,

BWS_{sat}	$\frac{0.032}{}$	= moisture fraction (theoretical at saturated conditions)
BWS_{msd}	$\frac{0.023}{}$	= moisture fraction (measured)
BWS	$\frac{0.023}{}$	

Molecular Weight (DRY) (Md), lb/lb-mole

$$M_d = (0.44 \times \% CO_2) + (0.32 \times \% O_2) + (0.28 (100 - \% CO_2 - \% O_2))$$

where,

CO_2	$\frac{0.1}{}$	= carbon dioxide concentration, %
O_2	$\frac{20.9}{}$	= oxygen concentration, %
M_d	$\frac{28.85}{}$	= lb/lb mol

Molecular Weight (WET) (Ms), lb/lb-mole

$$M_s = M_d (1 - BWS) + 18.015 (BWS)$$

where,

M_d	$\frac{28.85}{}$	= molecular weight (DRY), lb/lb mol
BWS	$\frac{0.023}{}$	= moisture fraction, dimensionless
M_s	$\frac{28.60}{}$	= lb/lb mol

Average Velocity (Vs), ft/sec

$$V_s = 85.49 \times C_p \times (\Delta P^{1/2})_{avg} \times \sqrt{\frac{T_s}{P_s \times M_s}}$$

where,

C_p	$\frac{0.840}{}$	= pitot tube coefficient
$\Delta P^{1/2}$	$\frac{0.812}{}$	= velocity head of stack gas, (in. H ₂ O) ^{1/2}
T_s	$\frac{537.0}{}$	= absolute stack temperature, °R
P_s	$\frac{29.54}{}$	= absolute stack gas pressure, in. Hg
M_s	$\frac{28.60}{}$	= molecular weight of stack gas, lb/lb mol
V_s	$\frac{46.5}{}$	= ft/sec

Location: Chemours Company - Fayetteville Works Facility, NC
 Source: VES Carbon Bed Inlet
 Project No.: AST-2023-4327
 Run No.: I
 Parameter: HFPO-DA

Average Stack Gas Flow at Stack Conditions (Qa), acfm

$$Q_a = 60 \times V_s \times A_s$$

where,

$V_s \frac{46.5}{\text{ft/sec}}$ = stack gas velocity, ft/sec
 $A_s \frac{7.07}{\text{ft}^2}$ = cross-sectional area of stack, ft²
 $Q_a \frac{19,716}{\text{acfm}}$ = acfm

Average Stack Gas Flow at Standard Conditions (Qs), dscfm

$$Q_s = 17.636 \times Q_a \times (1 - BWS) \times \frac{P_s}{T_s}$$

where,

$Q_a \frac{19,716}{\text{acfm}}$ = average stack gas flow at stack conditions, acfm
 $BWS \frac{0.023}{\text{dimensionless}}$ = moisture fraction, dimensionless
 $P_s \frac{29.54}{\text{in. Hg}}$ = absolute stack gas pressure, in. Hg
 $T_s \frac{537.0}{\text{°R}}$ = absolute stack temperature, °R
 $Q_s \frac{18,687}{\text{dscfm}}$ = dscfm

Dry Gas Meter Calibration Check (Yqa), dimensionless

$$Y_{qa} = \frac{Y - \left(\frac{\theta}{V_m} \sqrt{\frac{0.0319 \times T_m \times 29}{\Delta H @ \times \left(P_b + \frac{\Delta H_{avg.}}{13.6} \right) \times M_d}} \sqrt{\Delta H_{avg.}} \right)}{v} \times 100$$

where,

$Y \frac{0.989}{\text{dimensionless}}$ = meter correction factor, dimensionless
 $\theta \frac{96}{\text{min}}$ = run time, min.
 $V_m \frac{79,648}{\text{dcf}}$ = total meter volume, dcf
 $T_m \frac{536.1}{\text{°R}}$ = absolute meter temperature, °R
 $\Delta H @ \frac{1.85}{\text{in. H}_2\text{O}}$ = orifice meter calibration coefficient, in. H₂O
 $P_b \frac{29.70}{\text{in. Hg}}$ = barometric pressure, in. Hg
 $\Delta H_{avg} \frac{1.954}{\text{in. H}_2\text{O}}$ = average pressure differential of orifice, in. H₂O
 $M_d \frac{28.85}{\text{lb/lb mol}}$ = molecular weight (DRY), lb/lb mol
 $(\Delta H)^{1/2} \frac{1.397}{\text{in. H}_2\text{O}^{1/2}}$ = average squareroot pressure differential of orifice, (in. H₂O)^{1/2}
 $Y_{qa} \frac{5.0}{\text{percent}}$ = percent

Volume of Nozzle (Vn), ft³

$$V_n = \frac{T_s}{P_s} \left(0.002669 \times V_{lc} + \frac{V_m \times P_m \times Y}{T_m} \right)$$

where,

$T_s \frac{537.0}{\text{°R}}$ = absolute stack temperature, °R
 $P_s \frac{29.54}{\text{in. Hg}}$ = absolute stack gas pressure, in. Hg
 $V_{lc} \frac{38.4}{\text{ml}}$ = volume of H₂O collected, ml
 $V_m \frac{79,648}{\text{cf}}$ = meter volume, cf
 $P_m \frac{29.84}{\text{in. Hg}}$ = absolute meter pressure, in. Hg
 $Y \frac{0.989}{\text{unitless}}$ = meter correction factor, unitless
 $T_m \frac{536.1}{\text{°R}}$ = absolute meter temperature, °R
 $V_n \frac{81.592}{\text{ft}^3}$ = volume of nozzle, ft³

Isokinetic Sampling Rate (I), %

$$I = \left(\frac{V_n}{\theta \times 60 \times A_n \times V_s} \right) \times 100$$

where,

$V_n \frac{81.592}{\text{ft}^3}$ = nozzle volume, ft³
 $\theta \frac{96.0}{\text{minutes}}$ = run time, minutes
 $A_n \frac{0.00029}{\text{ft}^2}$ = area of nozzle, ft²
 $V_s \frac{46.5}{\text{ft/sec}}$ = average velocity, ft/sec
 $I \frac{105.6}{\text{percent}}$ = %

HFPO-DA Concentration (C), ug/dscm

$$C = \frac{M \times 35.3147}{V_{mstd}}$$

where,

$M \frac{2}{\text{ug}}$ = HFPO-DA mass, ug
 $V_{mstd} \frac{77.337}{\text{dscf}}$ = standard meter volume, dscf
 $C_{NH_3} \frac{9.5E-01}{\text{ug/dscm}}$ = ug/dscm

HFPO-DA Emission Rate (ER), lb/hr

$$ER = \frac{M \times Q_s \times 60}{V_{mstd} \times 4.54E + 11}$$

where,

$M \frac{2.1}{\text{ug}}$ = HFPO-DA mass, ug
 $Q_s \frac{18,687}{\text{dscfm}}$ = average stack gas flow at standard conditions, dscfm
 $V_{mstd} \frac{77.337}{\text{dscf}}$ = standard meter volume, dscf
 $ER \frac{6.7E-05}{\text{lb/hr}}$ = lb/hr

Appendix B

Location Chemours Company - Fayetteville Works Facility, NC

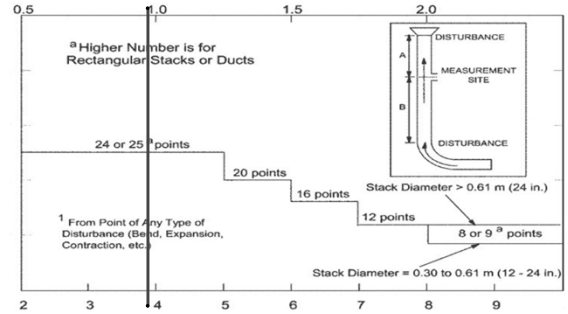
Source VES Carbon Bed Inlet

Project No. AST-2023-4327

Date: 10/09/23

Stack Parameters

Duct Orientation: Vertical
 Duct Design: Circular
 Distance from Far Wall to Outside of Port: 46.00 in
 Nipple Length: 10.00 in
 Depth of Duct: 36.00 in
 Cross Sectional Area of Duct: 7.07 ft²
 No. of Test Ports: 2
 Distance A: 2.9 ft
 Distance A Duct Diameters: 1.0 (must be > 0.5)
 Distance B: 3.4 ft
 Distance B Duct Diameters: 1.1 (must be > 2)
 Minimum Number of Traverse Points: 24
 Actual Number of Traverse Points: 24
 Number of Readings per Point: 1
 Measurer (Initial and Date): JS 10/9/23
 Reviewer (Initial and Date): AA 10/9/23



CIRCULAR DUCT

LOCATION OF TRAVERSE POINTS

Number of traverse points on a diameter

	2	3	4	5	6	7	8	9	10	11	12
1	14.6	--	6.7	--	4.4	--	3.2	--	2.6	--	2.1
2	85.4	--	25.0	--	14.6	--	10.5	--	8.2	--	6.7
3	--	--	75.0	--	29.6	--	19.4	--	14.6	--	11.8
4	--	--	93.3	--	70.4	--	32.3	--	22.6	--	17.7
5	--	--	--	--	85.4	--	67.7	--	34.2	--	25.0
6	--	--	--	--	95.6	--	80.6	--	65.8	--	35.6
7	--	--	--	--	--	--	89.5	--	77.4	--	64.4
8	--	--	--	--	--	--	96.8	--	85.4	--	75.0
9	--	--	--	--	--	--	--	--	91.8	--	82.3
10	--	--	--	--	--	--	--	--	97.4	--	88.2
11	--	--	--	--	--	--	--	--	--	--	93.3
12	--	--	--	--	--	--	--	--	--	--	97.9

*Percent of stack diameter from inside wall to traverse point.

Traverse Point	% of Diameter	Distance from inside wall	Distance from outside of port
1	2.1	1.00	11.00
2	6.7	2.41	12.41
3	11.8	4.25	14.25
4	17.7	6.37	16.37
5	25.0	9.00	19.00
6	35.6	12.82	22.82
7	64.4	23.18	33.18
8	75.0	27.00	37.00
9	82.3	29.63	39.63
10	88.2	31.75	41.75
11	93.3	33.59	43.59
12	97.9	35.00	45.00

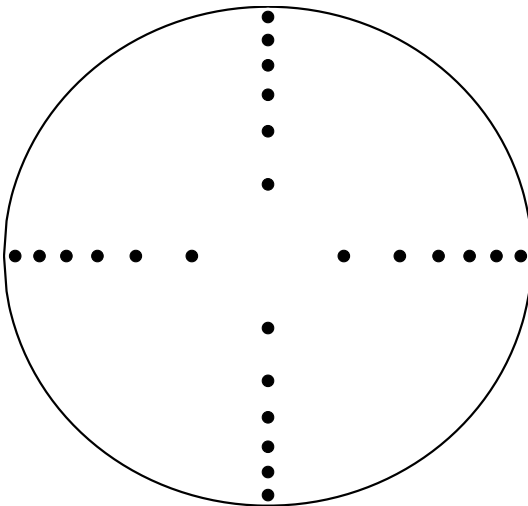
Stack Diagram

A = 2.9 ft.

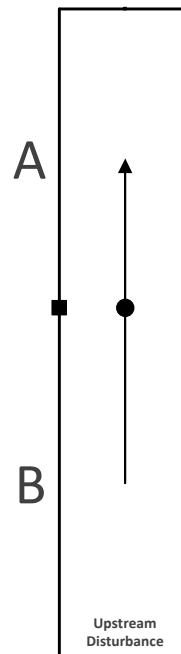
B = 3.4 ft.

Depth of Duct = 36 in.

Cross Sectional Area



Downstream Disturbance



Location Chemours Company - Fayetteville Works Facility, NC
Source VES Carbon Bed Inlet
Project No. AST-2023-4327
Parameter HFPO-DA

Run Number		Run 1	Run 2	Run 3	Average
Date		10/9/23	10/10/23	10/10/23	--
Start Time		17:20	9:08	12:00	--
Stop Time		19:24	11:08	13:50	--
Run Time, min	(θ)	96.0	96.0	96.0	96.0
INPUT DATA					
Barometric Pressure, in. Hg	(Pb)	29.70	29.94	29.94	29.86
Meter Correction Factor	(Y)	0.989	0.989	0.989	0.989
Orifice Calibration Value	($\Delta H @$)	1.85	1.85	1.85	1.85
Meter Volume, ft ³	(Vm)	79.648	75.320	74.216	76.395
Meter Temperature, °F	(Tm)	76.4	77.9	83.7	79.3
Meter Temperature, °R	(Tm)	536.1	537.6	543.4	539.0
Meter Orifice Pressure, in. WC	(ΔH)	1.954	1.775	1.712	1.814
Volume H ₂ O Collected, mL	(Vlc)	38.4	39.1	40.3	39.3
Nozzle Diameter, in	(Dn)	0.230	0.230	0.230	0.230
Area of Nozzle, ft ²	(An)	0.0003	0.0003	0.0003	0.0003
FH HFPO-DA Mass, ug	M _(HFPODA)	1.68	1.69	2.08	1.8
BH HFPO-DA Mass, ug	M _(HFPODA)	0.40	0.52	0.44	0.5
Total HFPO-DA Mass, ug	M _(HFPODA)	2.1	2.2	2.5	2.3
ISOKINETIC DATA					
Standard Meter Volume, ft ³	(Vmstd)	77.337	73.485	71.625	74.149
Standard Water Volume, ft ³	(Vwstd)	1.811	1.844	1.901	1.852
Moisture Fraction Measured	(BWSmsd)	0.023	0.024	0.026	0.024
Moisture Fraction @ Saturation	(BWSsat)	0.032	0.026	0.029	0.029
Moisture Fraction	(BWS)	0.023	0.024	0.026	0.024
Meter Pressure, in Hg	(Pm)	29.84	30.07	30.07	29.99
Volume at Nozzle, ft ³	(Vn)	81.592	76.234	74.887	77.57
Isokinetic Sampling Rate, (%)	(I)	105.6	105.6	105.9	105.7
DGM Calibration Check Value, (+/- 5%)	(Y _{qa})	5.0	4.6	5.0	4.9
EMISSION CALCULATIONS					
HFPO-DA Concentration, ug/dscm	C _(HFPODA)	9.5E-01	1.1E+00	1.2E+00	1.1
HFPO-DA Emission Rate, lb/hr	ER _(HFPODA)	6.7E-05	7.1E-05	8.0E-05	0.0

Location Chemours Company - Fayetteville Works Facility, NC
Source VES Carbon Bed Inlet
Project No. AST-2023-4327
Parameter HFPO-DA

Run Number		Run 1	Run 2	Run 3	Average
Date		10/9/23	10/10/23	10/10/23	--
Start Time		17:20	9:08	12:00	--
Stop Time		19:24	11:08	13:50	--
Run Time, min		96.0	96.0	96.0	96.0
VELOCITY HEAD, in. WC					
Point 1		0.75	0.47	0.27	0.50
Point 2		0.72	0.55	0.28	0.52
Point 3		0.72	0.56	0.32	0.53
Point 4		0.69	0.56	0.38	0.54
Point 5		0.66	0.54	0.38	0.53
Point 6		0.65	0.60	0.64	0.63
Point 7		0.63	0.57	0.63	0.61
Point 8		0.61	0.62	0.66	0.63
Point 9		0.55	0.64	0.66	0.62
Point 10		0.56	0.63	0.66	0.62
Point 11		0.58	0.72	0.65	0.65
Point 12		0.59	0.63	0.62	0.61
Point 13		0.62	0.47	0.68	0.59
Point 14		0.65	0.50	0.66	0.60
Point 15		0.70	0.56	0.68	0.65
Point 16		0.68	0.55	0.67	0.63
Point 17		0.70	0.60	0.62	0.64
Point 18		0.72	0.62	0.61	0.65
Point 19		0.68	0.58	0.64	0.63
Point 20		0.66	0.60	0.62	0.63
Point 21		0.64	0.62	0.60	0.62
Point 22		0.68	0.64	0.58	0.63
Point 23		0.70	0.62	0.55	0.62
Point 24		0.71	0.65	0.56	0.64
CALCULATED DATA					
Square Root of ΔP , (in. WC) ^{1/2}	(ΔP)	0.812	0.766	0.747	0.775
Pitot Tube Coefficient	(Cp)	0.840	0.840	0.840	0.840
Barometric Pressure, in. Hg	(Pb)	29.70	29.94	29.94	29.86
Static Pressure, in. WC	(Pg)	-2.20	-2.20	-2.20	-2.20
Stack Pressure, in. Hg	(Ps)	29.54	29.78	29.78	29.70
Stack Cross-sectional Area, ft ²	(As)	7.07	7.07	7.07	7.07
Temperature, °F	(Ts)	77.4	71.8	75.3	74.8
Temperature, °R	(Ts)	537.0	531.5	534.9	534.5
Moisture Fraction Measured	(BWSmsd)	0.023	0.024	0.026	0.024
Moisture Fraction @ Saturation	(BWSsat)	0.032	0.026	0.029	0.029
Moisture Fraction	(BWS)	0.023	0.024	0.026	0.024
O ₂ Concentration, %	(O ₂)	20.9	20.9	20.9	20.90
CO ₂ Concentration, %	(CO ₂)	0.1	0.1	0.1	0.10
Molecular Weight, lb/lb-mole (dry)	(Md)	28.85	28.85	28.85	28.85
Molecular Weight, lb/lb-mole (wet)	(Ms)	28.60	28.59	28.57	28.59
Velocity, ft/sec	(Vs)	46.5	43.4	42.5	44.2
VOLUMETRIC FLOW RATE					
At Stack Conditions, acfm	(Qa)	19,716	18,424	18,046	18,729
At Standard Conditions, scfm	(Qsw)	19,125	18,204	17,717	18,349
At Standard Conditions, dscfm	(Qs)	18,687	17,759	17,259	17,902

Location Chemours Company - Fayetteville Works Facility, NC
Source VES Carbon Bed Inlet
Project No. AST-2023-4327
Date 09/13/23

Sample Point	Angle ($\Delta P=0$)
1	8
2	10
3	12
4	12
5	10
6	8
7	10
8	12
9	12
10	10
11	8
12	10
13	5
14	5
15	5
16	10
17	10
18	12
19	10
20	10
21	10
22	8
23	12
24	10
Average	10

Location Chemours Company - Fayetteville Works Facility, NC
 Source VES Carbon Bed Inlet
 Project No. AST-2023-4327
 Parameter HFPO-DA
 Analysis Gravimetric

Run 1		Date: 10/9/23								
Impinger No.	1	2	3	4	5	6	7	8	Total	
Contents	XAD Trap	Empty	H2O	H2O	H2O	Empty	XAD Trap	Silica	--	
Initial Mass, g	299.1	513.8	755.6	684.3	710.2	446.3	298.5	949.1	4656.9	
Final Mass, g	317.6	513.9	754.4	684.9	711.9	447.6	304.4	960.6	4695.3	
Gain	18.5	0.1	-1.2	0.6	1.7	1.3	5.9	11.5	38.4	
Run 2		Date: 10/10/23								
Impinger No.	1	2	3	4	5	6	7	8	Total	
Contents	XAD Trap	Empty	H2O	H2O	H2O	Empty	XAD Trap	Silica	--	
Initial Mass, g	300.3	514.5	737.0	780.7	745.2	486.2	301.9	932.3	4798.1	
Final Mass, g	312.3	515.2	735.2	779.3	746.1	488.2	313.5	947.4	4837.2	
Gain	12.0	0.7	-1.8	-1.4	0.9	2.0	11.6	15.1	39.1	
Run 3		Date: 10/10/23								
Impinger No.	1	2	3	4	5	6	7	8	Total	
Contents	XAD Trap	Empty	H2O	H2O	H2O	Empty	XAD Trap	Silica	--	
Initial Mass, g	299.9	447.5	747.9	692.6	710.5	513.6	299.9	871.2	4583.1	
Final Mass, g	317.9	448.2	747.8	693.4	711.2	514.8	308.4	881.7	4623.4	
Gain	18.0	0.7	-0.1	0.8	0.7	1.2	8.5	10.5	40.3	

Location: Chemours Company - Fayetteville Works Facility, NC				Start Time: 17:20		Source: VES Carbon Bed Inlet					
Date: 10/9/23		Run 1		VALID		End Time: 19:24		Project No.: AST-2023-4327		Parameter: HFPO-DA	

STACK DATA (EST)		EQUIPMENT		STACK DATA (EST)		FILTER NO.		STACK DATA (FINAL)		MOIST. DATA	
Moisture:	2.0 % est.	Meter Box ID:	5	Est. Tm:	85 °F			Pb:	29.70 in. Hg	Vlc (ml)	
Barometric:	29.77 in. Hg	Y:	0.989	Est. Ts:	70 °F			Pg:	-2.20 in. WC	38.4	
Static Press:	-2.20 in. WC	AH @ (in.WC):	1.85	Est. AP:	0.68 in. WC			O ₂ :	20.9 %	K-FACTOR	
Stack Press:	29.61 in. Hg	Probe ID:	P4-1	Est. Dn:	0.210 in.			CO ₂ :	0.1 %	3.047	
CO ₂ :	0.0 %	Liner Material:	glass	Target Rate:	0.68 scfm			Check Pt.		Initial	Final
O ₂ :	20.9 %	Pitot ID:	P4-1	LEAK CHECK:		Pre	Mid 1	Mid 2	Mid 3	Post	Corr.
N ₂ /CO:	79.1 %	Pitot Cp/Type:	0.840 S-type	Leak Rate (cfm):	0.000	--	--	--	--	0.000	Mid 1 (cf)
Md:	28.84 lb/lb-mole	Nozzle ID:	G-4 glass	Vacuum (in Hg):	15	--	--	--	--	10	Mid 2 (cf)
Ms:	28.62 lb/lb-mole	Nozzle Dn (in.):	0.230	Pitot Tube:	Pass	--	--	--	--	Pass	Mid 3 (cf)
Mid-Point Leak Check Vol (cf): --											

Sample Pt.	Sample Time (minutes)		Dry Gas Meter Reading (ft ³)	Pitot Tube ΔP (in WC)	Gas Temperatures (°F)		Orifice Press. ΔH (in. WC)		Pump Vac (in. Hg)	Gas Temperatures (°F)				% ISO	Vs (fps)
	Begin	End			DGM Average	Stack	Ideal	Actual		Probe	Filter	Imp Exit	Aux		
					Amb.	Amb.				Amb.	Amb.	Amb.	Amb.		
	69	69			69	68	69	68							
1	0.00	4.00	20.501	0.75	70	77	2.19	2.20	5	85	85	54	41	96.5	49.49
2	4.00	8.00	23.700	0.72	71	78	2.10	2.10	5	85	85	50	40	101.5	48.54
3	8.00	12.00	27.000	0.72	71	78	2.10	2.10	6	85	85	48	40	101.5	48.54
4	12.00	16.00	30.300	0.69	71	78	2.02	2.00	6	85	84	46	40	106.8	47.52
5	16.00	20.00	33.700	0.66	72	78	1.93	1.90	6	85	84	44	38	108.9	46.47
6	20.00	24.00	37.100	0.65	73	78	1.91	1.90	6	85	85	45	38	109.6	46.12
7	24.00	28.00	40.500	0.63	75	78	1.86	1.90	6	86	85	45	38	104.3	45.40
8	28.00	32.00	43.700	0.61	75	78	1.80	1.80	6	86	85	46	38	99.4	44.68
9	32.00	36.00	46.700	0.55	75	78	1.62	1.60	6	86	86	48	39	108.1	42.42
10	36.00	40.00	49.800	0.56	77	77	1.66	1.70	6	86	85	46	39	106.7	42.77
11	40.00	44.00	52.900	0.58	77	78	1.72	1.70	6	86	85	45	38	108.3	43.56
12	44.00	48.00	56.100	0.59	77	77	1.75	1.80	6	86	85	46	38	103.9	43.90
1	48.00	52.00	59.200	0.62	75	77	1.83	1.80	7	85	85	56	36	105.1	45.00
2	52.00	56.00	62.400	0.65	76	77	1.92	1.90	7	85	85	48	36	99.2	46.08
3	56.00	60.00	65.500	0.70	77	77	2.07	2.10	7	86	85	47	37	107.8	47.81
4	60.00	64.00	69.000	0.68	78	77	2.02	2.00	7	85	85	47	37	106.0	47.13
5	64.00	68.00	72.400	0.70	80	77	2.08	2.10	8	85	85	47	37	107.2	47.81
6	68.00	72.00	75.900	0.72	80	77	2.14	2.20	8	86	85	47	37	108.8	48.49
7	72.00	76.00	79.500	0.68	80	77	2.03	2.00	8	85	85	47	37	108.8	47.13
8	76.00	80.00	83.000	0.66	80	77	1.97	2.00	8	85	85	48	37	107.2	46.43
9	80.00	84.00	86.400	0.64	81	77	1.91	1.90	8	85	85	48	38	108.7	45.72
10	84.00	88.00	89.800	0.68	81	77	2.03	2.00	8	85	85	48	38	108.6	47.13
11	88.00	92.00	93.300	0.70	81	77	2.09	2.10	8	85	85	48	38	107.0	47.81
12	92.00	96.00	96.800	0.71	81	77	2.12	2.10	8	85	85	48	38	101.7	48.16
Final DGM:			100.149												

RESULTS	Run Time		Vm	AP	Tm	Ts	Max Vac	ΔH	%ISO	BWS	Y _{qa}
	96.0	min	79.648 ft ³	0.66 in. WC	76.4 °F	77.4 °F	8	1.954 in. WC	105.6	0.023	5.0

Location: Chemours Company - Fayetteville Works Facility, NC				Start Time: 9:08		Source: VES Carbon Bed Inlet					
Date: 10/10/23		Run 2		VALID		End Time: 11:08		Project No.: AST-2023-4327		Parameter: HFPO-DA	

STACK DATA (EST)		EQUIPMENT		STACK DATA (EST)		FILTER NO.		STACK DATA (FINAL)		MOIST. DATA			
Moisture:	2.0 % est.	Meter Box ID:	5	Est. Tm:	76 °F			Pb:	29.94 in. Hg	Vlc (ml)			
Barometric:	29.77 in. Hg	Y:	0.989	Est. Ts:	77 °F			Pg:	-2.20 in. WC	39.1			
Static Press:	-2.20 in. WC	AH @ (in.WC):	1.85	Est. AP:	0.66 in. WC			O ₂ :	20.9 %	K-FACTOR			
Stack Press:	29.61 in. Hg	Probe ID:	P4-1	Est. Dn:	0.215 in.			CO ₂ :	0.1 %	2.96			
CO ₂ :	0.0 %	Liner Material:	glass	Target Rate:	0.68 scfm					Check Pt.	Initial	Final	Corr.
O ₂ :	20.9 %	Pitot ID:	P4-1	LEAK CHECK:	Pre	Mid 1	Mid 2	Mid 3	Post	Mid 1 (cf)	--		
N ₂ /CO:	79.1 %	Pitot Cp/Type:	0.840 S-type	Leak Rate (cfm):	0.000	--	--	--	0.005	Mid 2 (cf)	--		
Md:	28.84 lb/lb-mole	Nozzle ID:	G-4 glass	Vacuum (in Hg):	15	--	--	--	10	Mid 3 (cf)	--		
Ms:	28.62 lb/lb-mole	Nozzle Dn (in.):	0.230	Pitot Tube:	Pass	--	--	--	Pass	Mid-Point Leak Check Vol (cf):	--		

Sample Pt.	Sample Time (minutes)		Dry Gas Meter Reading (ft ³)	Pitot Tube ΔP (in WC)	Gas Temperatures (°F)		Orifice Press. ΔH (in. WC)		Pump Vac (in. Hg)	Gas Temperatures (°F)				% ISO	Vs (fps)
	Begin	End			DGM Average	Stack	Ideal	Actual		Probe	Filter	Imp Exit	Aux		
					Amb.	Amb.				Amb.	Amb.	Amb.	Amb.		
1	0.00	4.00	101.830	0.47	64	71	1.38	1.40	5	82	82	47	38	98.3	38.96
2	4.00	8.00	104.400	0.55	69	71	1.62	1.60	5	82	81	42	39	94.6	42.15
3	8.00	12.00	107.100	0.56	70	71	1.66	1.70	5	83	80	40	39	104.0	42.53
4	12.00	16.00	110.100	0.56	73	71	1.67	1.70	6	83	80	40	40	106.9	42.53
5	16.00	20.00	113.200	0.54	73	71	1.61	1.60	6	80	80	40	42	108.8	41.76
6	20.00	24.00	116.300	0.60	75	71	1.79	1.80	7	80	80	42	42	106.2	44.02
7	24.00	28.00	119.500	0.57	75	71	1.70	1.70	7	81	80	42	44	108.9	42.91
8	28.00	32.00	122.700	0.62	77	71	1.86	1.90	7	81	80	43	45	109.0	44.75
9	32.00	36.00	126.050	0.64	78	71	1.92	1.90	8	81	80	44	45	107.1	45.46
10	36.00	40.00	129.400	0.63	80	71	1.90	1.90	8	81	80	45	45	109.1	45.11
11	40.00	44.00	132.800	0.72	80	71	2.17	2.20	8	81	80	47	47	108.2	48.22
12	44.00	48.00	136.400	0.63	81	71	1.90	1.90	8	81	80	47	47	105.7	45.11
1	48.00	52.00	139.700	0.47	74	71	1.40	1.40	8	81	80	58	43	105.1	38.96
2	52.00	56.00	142.500	0.50	76	72	1.49	1.50	8	81	80	52	43	108.5	40.22
3	56.00	60.00	145.490	0.56	78	72	1.68	1.70	8	81	80	50	44	109.7	42.57
4	60.00	64.00	148.700	0.55	80	73	1.65	1.70	6	80	80	50	43	106.6	42.22
5	64.00	68.00	151.800	0.60	80	73	1.80	1.80	6	81	80	50	43	105.4	44.10
6	68.00	72.00	155.000	0.62	83	73	1.87	1.90	6	81	80	51	43	106.4	44.83
7	72.00	76.00	158.300	0.58	83	73	1.75	1.80	6	81	80	52	42	109.9	43.36
8	76.00	80.00	161.600	0.60	83	73	1.81	1.80	6	80	80	52	42	101.5	44.10
9	80.00	84.00	164.700	0.62	84	73	1.87	1.90	7	80	80	52	43	109.4	44.83
10	84.00	88.00	168.100	0.64	84	73	1.94	1.90	7	80	80	52	43	98.2	45.55
11	88.00	92.00	171.200	0.62	85	73	1.88	1.90	7	80	80	52	43	96.3	44.83
12	92.00	96.00	174.200	0.65	85	73	1.97	2.00	7	81	80	52	44	92.5	45.90
Final DGM:			177.150												

RESULTS	Run Time		Vm	AP	Tm	Ts	Max Vac	ΔH	%ISO	BWS	Y _{qa}
	96.0	min	75.320 ft ³	0.59 in. WC	77.9 °F	71.8 °F	8	1.775 in. WC	105.6	0.024	4.6

Location: Chemours Company - Fayetteville Works Facility, NC			Start Time: 12:00		Source: VES Carbon Bed Inlet					
Date: 10/10/23		Run 3	VALID	End Time: 13:50		Project No.: AST-2023-4327	Parameter: HFPO-DA			
STACK DATA (EST)		EQUIPMENT		STACK DATA (EST)		FILTER NO.	STACK DATA (FINAL)		MOIST. DATA	
Moisture: 2.0 % est.		Meter Box ID: 5		Est. Tm: 78 °F			Pb: 29.94 in. Hg		Vlc (ml)	
Barometric: 29.77 in. Hg		Y: 0.989		Est. Ts: 72 °F			Pg: -2.20 in. WC		40.3	
Static Press: -2.20 in. WC		AH @ (in.WC): 1.85		Est. AP: 0.59 in. WC			O ₂ : 20.9 %		K-FACTOR	
Stack Press: 29.61 in. Hg		Probe ID: P4-1		Est. Dn: 0.220 in.			CO ₂ : 0.1 %		2.997	
CO ₂ : 0.0 %		Liner Material: glass		Target Rate: 0.68 scfm					Check Pt. Initial Final Corr.	
O ₂ : 20.9 %		Pitot ID: P4-1		LEAK CHECK: Pre Mid 1 Mid 2 Mid 3 Post			Mid 1 (cf)		--	
N ₂ /CO: 79.1 %		Pitot Cp/Type: 0.840 S-type		Leak Rate (cfm): 0.000 -- -- -- 0.000			Mid 2 (cf)		--	
Md: 28.84 lb/lb-mole		Nozzle ID: G-4 glass		Vacuum (in Hg): 15 -- -- -- 10			Mid 3 (cf)		--	
Ms: 28.62 lb/lb-mole		Nozzle Dn (in.): 0.230		Pitot Tube: Pass -- -- -- Pass			Mid-Point Leak Check Vol (cf):		--	

Sample Pt.	Sample Time (minutes)		Dry Gas Meter Reading (ft ³)	Pitot Tube ΔP (in WC)	Gas Temperatures (°F)		Orifice Press. ΔH (in. WC)		Pump Vac (in. Hg)	Gas Temperatures (°F)				% ISO	Vs (fps)
	Begin	End			DGM Average		Ideal	Actual		Probe	Filter	Imp Exit	Aux		
					Amb.	Stack									
1	0.00	4.00	178.558	0.27	75	74	0.80	0.80	4	79	80	58	42	106.0	29.61
2	4.00	8.00	180.700	0.28	78	75	0.84	0.83	4	80	80	56	43	108.8	30.18
3	8.00	12.00	182.950	0.32	78	75	0.96	0.96	5	80	80	54	43	106.4	32.27
4	12.00	16.00	185.300	0.38	80	75	1.14	1.10	5	80	80	52	43	103.5	35.16
5	16.00	20.00	187.800	0.38	81	75	1.14	1.10	5	80	80	52	43	107.4	35.16
6	20.00	24.00	190.400	0.64	82	75	1.92	1.90	5	80	80	50	43	105.1	45.63
7	24.00	28.00	193.700	0.63	83	75	1.89	1.90	7	80	80	48	43	102.5	45.28
8	28.00	32.00	196.900	0.66	85	75	1.99	2.00	7	80	80	48	44	106.1	46.34
9	32.00	36.00	200.300	0.66	85	75	1.99	2.00	7	80	80	48	44	107.6	46.34
10	36.00	40.00	203.750	0.66	86	75	2.00	2.00	8	80	80	49	44	100.3	46.34
11	40.00	44.00	206.970	0.65	86	75	1.96	2.00	8	80	80	49	44	101.0	45.99
12	44.00	48.00	210.190	0.62	86	75	1.87	1.90	7	80	80	51	44	101.2	44.92
1	48.00	52.00	213.340	0.68	82	76	2.04	2.00	7	80	80	59	42	107.0	47.08
2	52.00	56.00	216.800	0.66	84	76	1.98	2.00	7	82	82	51	40	100.1	46.39
3	56.00	60.00	220.000	0.68	84	76	2.04	2.00	7	82	82	50	41	104.8	47.08
4	60.00	64.00	223.400	0.67	85	75	2.02	2.00	8	85	84	49	40	108.4	46.69
5	64.00	68.00	226.900	0.62	85	75	1.87	1.90	8	85	85	48	40	109.4	44.92
6	68.00	72.00	230.300	0.61	85	75	1.84	1.90	8	85	85	48	40	107.0	44.55
7	72.00	76.00	233.600	0.64	86	76	1.93	1.90	8	85	85	48	40	107.6	45.68
8	76.00	80.00	237.000	0.62	86	75	1.87	1.90	8	85	85	49	41	109.2	44.92
9	80.00	84.00	240.400	0.60	86	75	1.81	1.80	8	85	85	49	41	104.4	44.19
10	84.00	88.00	243.600	0.58	87	76	1.75	1.80	8	85	85	49	41	109.5	43.48
11	88.00	92.00	246.900	0.55	87	76	1.66	1.70	8	85	85	50	41	105.6	42.34
12	92.00	96.00	250.000	0.56	87	76	1.69	1.70	8	85	85	50	41	93.6	42.73

Final DGM: 252.774

RESULTS	Run Time		Vm	AP	Tm	Ts	Max Vac	ΔH	%ISO	BWS	Y _{qa}
	96.0	min	74.216 ft ³	0.57 in. WC	83.7 °F	75.3 °F	8	1.712 in. WC	105.9	0.026	5.0

Location Chemours Company - Fayetteville Works Facility, NC

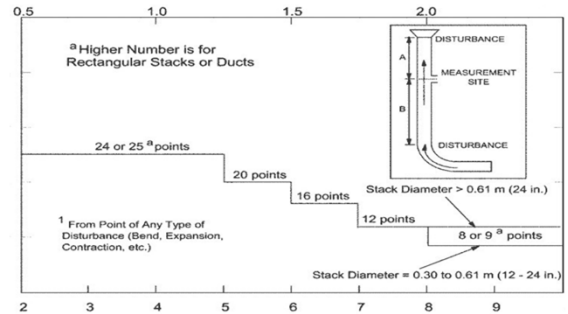
Source VES Carbon Bed Outlet

Project No. AST-2023-4327

Date: 10/09/23

Stack Parameters

Duct Orientation: Horizontal
 Duct Design: Circular
 Distance from Far Wall to Outside of Port: 46.50 in
 Nipple Length: 10.50 in
 Depth of Duct: 36.00 in
 Cross Sectional Area of Duct: 7.07 ft²
 No. of Test Ports: 2
 Distance A: 12.5 ft
 Distance A Duct Diameters: 4.2 (must be > 0.5)
 Distance B: 31.0 ft
 Distance B Duct Diameters: 10.3 (must be > 2)
 Minimum Number of Traverse Points: 12
 Actual Number of Traverse Points: 12
 Number of Readings per Point: 2
 Measurer (Initial and Date): JS 10/9/23
 Reviewer (Initial and Date): AA 10/9/23



CIRCULAR DUCT

LOCATION OF TRAVERSE POINTS

Number of traverse points on a diameter

	2	3	4	5	6	7	8	9	10	11	12
1	14.6	--	6.7	--	4.4	--	3.2	--	2.6	--	2.1
2	85.4	--	25.0	--	14.6	--	10.5	--	8.2	--	6.7
3	--	--	75.0	--	29.6	--	19.4	--	14.6	--	11.8
4	--	--	93.3	--	70.4	--	32.3	--	22.6	--	17.7
5	--	--	--	--	85.4	--	67.7	--	34.2	--	25.0
6	--	--	--	--	95.6	--	80.6	--	65.8	--	35.6
7	--	--	--	--	--	--	89.5	--	77.4	--	64.4
8	--	--	--	--	--	--	96.8	--	85.4	--	75.0
9	--	--	--	--	--	--	--	--	91.8	--	82.3
10	--	--	--	--	--	--	--	--	97.4	--	88.2
11	--	--	--	--	--	--	--	--	--	--	93.3
12	--	--	--	--	--	--	--	--	--	--	97.9

*Percent of stack diameter from inside wall to traverse point.

Traverse Point	% of Diameter	Distance from inside wall	Distance from outside of port
1	4.4	1.58	12.08
2	14.6	5.26	15.76
3	29.6	10.66	21.16
4	70.4	25.34	35.84
5	85.4	30.74	41.24
6	95.6	34.42	44.92
7	--	--	--
8	--	--	--
9	--	--	--
10	--	--	--
11	--	--	--
12	--	--	--

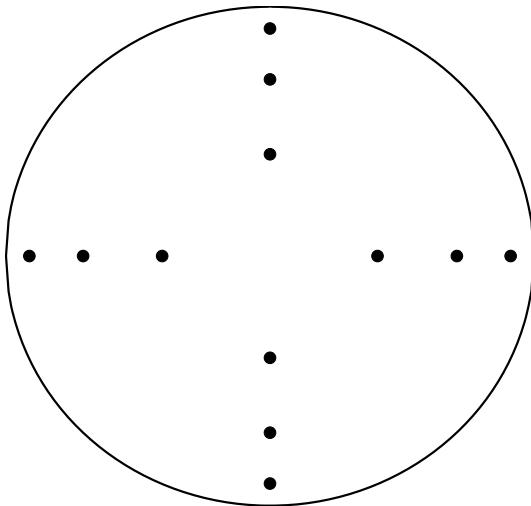
Stack Diagram

A = 12.5 ft.

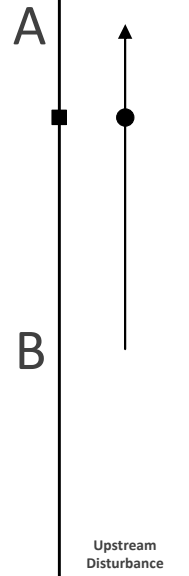
B = 31 ft.

Depth of Duct = 36 in.

Cross Sectional Area



Downstream Disturbance



Location Chemours Company - Fayetteville Works Facility, NC
Source VES Carbon Bed Outlet
Project No. AST-2023-4327
Parameter HFPO-DA

Run Number		Run 1	Run 2	Run 3	Average
Date		10/9/23	10/10/23	10/10/23	--
Start Time		17:20	9:08	12:00	--
Stop Time		19:24	11:08	13:50	--
Run Time, min	(θ)	96.0	96.0	96.0	96.0
INPUT DATA					
Barometric Pressure, in. Hg	(Pb)	29.70	29.94	29.94	29.86
Meter Correction Factor	(Y)	0.975	0.975	0.975	0.975
Orifice Calibration Value	($\Delta H @$)	1.618	1.618	1.618	1.618
Meter Volume, ft ³	(Vm)	61.727	57.513	60.721	59.987
Meter Temperature, °F	(Tm)	76.5	72.2	84.5	77.7
Meter Temperature, °R	(Tm)	536.2	531.8	544.1	537.4
Meter Orifice Pressure, in. WC	(ΔH)	1.093	0.961	1.026	1.027
Volume H ₂ O Collected, mL	(Vlc)	25.7	45.2	53.9	41.6
Nozzle Diameter, in	(Dn)	0.250	0.250	0.250	0.250
Area of Nozzle, ft ²	(An)	0.0003	0.0003	0.0003	0.0003
FH HFPO-DA Mass, ug	M _(HFPODA)	0.38	0.24	0.30	0.3
BH HFPO-DA Mass, ug	M _(HFPODA)	0.25	0.03	0.02	0.1
Total HFPO-DA Mass, ug	M _(HFPODA)	0.6	0.3	0.3	0.4
ISOKINETIC DATA					
Standard Meter Volume, ft ³	(Vmstd)	58.949	55.804	57.595	57.449
Standard Water Volume, ft ³	(Vwstd)	1.212	2.132	2.542	1.962
Moisture Fraction Measured	(BWSmsd)	0.020	0.037	0.042	0.033
Moisture Fraction @ Saturation	(BWSsat)	0.036	0.031	0.036	0.034
Moisture Fraction	(BWS)	0.020	0.031	0.036	0.029
Meter Pressure, in Hg	(Pm)	29.78	30.01	30.02	29.94
Volume at Nozzle, ft ³	(Vn)	61.932	58.703	61.442	60.69
Isokinetic Sampling Rate, (%)	(I)	101.2	102.5	104.1	102.6
DGM Calibration Check Value, (+/- 5%)	(Y _{qa})	0.9	1.4	2.1	1.4
EMISSION CALCULATIONS					
Inlet HFPO-DA Emission Rate, lb/hr		6.7E-05	7.1E-05	8.0E-05	7.3E-05
Outlet HFPO-DA Emission Rate, lb/hr		1.8E-05	7.4E-06	8.8E-06	1.1E-05
Reduction Efficiency, %	RE	73	90	89	84

Location Chemours Company - Fayetteville Works Facility, NC
Source VES Carbon Bed Outlet
Project No. AST-2023-4327
Parameter HFPO-DA

Run Number		Run 1	Run 2	Run 3	Average
Date		10/9/23	10/10/23	10/10/23	--
Start Time		17:20	9:08	12:00	--
Stop Time		19:24	11:08	13:50	--
Run Time, min		96.0	96.0	96.0	96.0
VELOCITY HEAD, in. WC					
Point 1		0.20	0.19	0.20	0.20
Point 2		0.21	0.18	0.20	0.20
Point 3		0.25	0.18	0.20	0.21
Point 4		0.34	0.18	0.23	0.25
Point 5		0.35	0.21	0.23	0.26
Point 6		0.33	0.21	0.26	0.27
Point 7		0.34	0.25	0.26	0.28
Point 8		0.33	0.25	0.26	0.28
Point 9		0.36	0.35	0.32	0.34
Point 10		0.37	0.34	0.32	0.34
Point 11		0.32	0.36	0.32	0.33
Point 12		0.30	0.36	0.32	0.33
Point 13		0.20	0.21	0.20	0.20
Point 14		0.19	0.20	0.22	0.20
Point 15		0.26	0.20	0.23	0.23
Point 16		0.30	0.21	0.22	0.24
Point 17		0.28	0.25	0.26	0.26
Point 18		0.25	0.25	0.27	0.26
Point 19		0.35	0.29	0.35	0.33
Point 20		0.33	0.30	0.35	0.33
Point 21		0.36	0.35	0.35	0.35
Point 22		0.36	0.33	0.36	0.35
Point 23		0.33	0.34	0.35	0.34
Point 24		0.29	0.35	0.35	0.33
CALCULATED DATA					
Square Root of ΔP , (in. WC) ^{1/2}	(ΔP)	0.545	0.510	0.523	0.526
Pitot Tube Coefficient	(Cp)	0.840	0.840	0.840	0.840
Barometric Pressure, in. Hg	(Pb)	29.70	29.94	29.94	29.86
Static Pressure, in. WC	(Pg)	1.20	1.20	1.40	1.27
Stack Pressure, in. Hg	(Ps)	29.79	30.03	30.04	29.95
Stack Cross-sectional Area, ft ²	(As)	7.07	7.07	7.07	7.07
Temperature, °F	(Ts)	81.2	77.0	81.7	79.9
Temperature, °R	(Ts)	540.8	536.6	541.4	539.6
Moisture Fraction Measured	(BWSmsd)	0.020	0.037	0.042	0.033
Moisture Fraction @ Saturation	(BWSsat)	0.036	0.031	0.036	0.034
Moisture Fraction	(BWS)	0.020	0.031	0.036	0.029
O ₂ Concentration, %	(O ₂)	20.9	20.9	20.9	20.90
CO ₂ Concentration, %	(CO ₂)	0.1	0.1	0.1	0.10
Molecular Weight, lb/lb-mole (dry)	(Md)	28.85	28.85	28.85	28.85
Molecular Weight, lb/lb-mole (wet)	(Ms)	28.63	28.52	28.46	28.54
Velocity, ft/sec	(Vs)	31.2	29.0	29.9	30.0
VOLUMETRIC FLOW RATE					
At Stack Conditions, acfm	(Qa)	13,220	12,294	12,668	12,727
At Standard Conditions, scfm	(Qsw)	12,842	12,132	12,398	12,457
At Standard Conditions, dscfm	(Qs)	12,583	11,759	11,952	12,098

Location Chemours Company - Fayetteville Works Facility, NC
Source VES Carbon Bed Outlet
Project No. AST-2023-4327
Date 10/09/23

Sample Point	Angle ($\Delta P=0$)
1	8
2	5
3	8
4	8
5	8
6	5
7	5
8	8
9	8
10	10
11	5
12	5
Average	7

Location Chemours Company - Fayetteville Works Facility, NC
 Source VES Carbon Bed Outlet
 Project No. AST-2023-4327
 Parameter HFPO-DA
 Analysis Gravimetric

Run 1		Date: 10/9/23								
Impinger No.	1	2	3	4	5	6	7	8	Total	
Contents	XAD Trap	Empty	H2O	H2O	H2O	Empty	XAD Trap	Silica	--	
Initial Mass, g	298.5	528.6	704.5	740.4	738.6	472.4	298.4	929.3	4710.7	
Final Mass, g	304.3	529.0	704.2	740.4	739.6	473.2	306.0	939.7	4736.4	
Gain	5.8	0.4	-0.3	0.0	1.0	0.8	7.6	10.4	25.7	
Run 2		Date: 10/10/23								
Impinger No.	1	2	3	4	5	6	7	8	Total	
Contents	XAD Trap	Empty	H2O	H2O	H2O	Empty	XAD Trap	Silica	--	
Initial Mass, g	301.5	506.6	706.4	693.7	705.3	471.4	302.8	863.6	4551.3	
Final Mass, g	321.2	507.0	706.2	694.0	706.1	471.6	316.2	874.2	4596.5	
Gain	19.7	0.4	-0.2	0.3	0.8	0.2	13.4	10.6	45.2	
Run 3		Date: 10/10/23								
Impinger No.	1	2	3	4	5	6	7	8	Total	
Contents	XAD Trap	Empty	H2O	H2O	H2O	Empty	XAD Trap	Silica	--	
Initial Mass, g	399.9	528.6	705.4	742.6	739.0	473.6	299.5	873.0	4761.6	
Final Mass, g	414.2	530.0	705.2	743.8	740.1	473.7	323.9	884.6	4815.5	
Gain	14.3	1.4	-0.2	1.2	1.1	0.1	24.4	11.6	53.9	

Location: Chemours Company - Fayetteville Works Facility, NC			Start Time: 17:20		Source: VES Carbon Bed Outlet					
Date: 10/9/23		Run 1	VALID	End Time: 19:24		Project No.: AST-2023-4327	Parameter: HFPO-DA			
STACK DATA (EST)		EQUIPMENT		STACK DATA (EST)		FILTER NO.	STACK DATA (FINAL)		MOIST. DATA	
Moisture: 2.0 % est.		Meter Box ID: 8		Est. Tm: 75 °F			Pb: 29.70 in. Hg		Vlc (ml)	
Barometric: 29.77 in. Hg		Y: 0.975		Est. Ts: 72 °F			Pg: 1.20 in. WC		25.7	
Static Press: 1.40 in. WC		AH @ (in.WC): 1.618		Est. AP: 0.31 in. WC			O ₂ : 20.9 %		K-FACTOR	
Stack Press: 29.87 in. Hg		Probe ID: P4-2		Est. Dn: 0.227 in.			CO ₂ : 0.1 %		3.673	
CO ₂ : 0.0 %		Liner Material: glass		Target Rate: 0.52 scfm					Check Pt. Initial Final Corr.	
O ₂ : 20.9 %		Pitot ID: P4-2		LEAK CHECK: Pre Mid 1 Mid 2 Mid 3 Post			Mid 1 (cf) 911.079 911.219 0.140			
N ₂ /CO: 79.1 %		Pitot Cp/Type: 0.840 S-type		Leak Rate (cfm): 0.000 0.000 -- -- 0.000			Mid 2 (cf) --			
Md: 28.84 lb/lb-mole		Nozzle ID: GS-7 glass		Vacuum (in Hg): 10 9 -- -- 10			Mid 3 (cf) --			
Ms: 28.62 lb/lb-mole		Nozzle Dn (in.): 0.250		Pitot Tube: Pass -- -- -- Pass			Mid-Point Leak Check Vol (cf): 0.140			

Sample Pt.	Sample Time (minutes)		Dry Gas Meter Reading (ft ³)	Pitot Tube ΔP (in WC)	Gas Temperatures (°F)		Orifice Press. ΔH (in. WC)		Pump Vac (in. Hg)	Gas Temperatures (°F)				% ISO	Vs (fps)
					DGM Average		Stack	Ideal		Actual	Probe	Filter	Imp Exit		
	Amb.	Amb.			Amb.	Amb.	Amb.				Amb.	Amb.	Amb.		
	Begin	End			70	70	69	69		69	69				
A1	0.00	4.00	879.874	0.20	71	82	0.72	0.72	2	100	100	45	58	100.6	25.56
1	4.00	8.00	881.950	0.21	70	82	0.75	0.75	5	100	100	46	57	105.7	26.19
2	8.00	12.00	884.180	0.25	71	83	0.89	0.90	5	99	100	44	53	102.5	28.61
2	12.00	16.00	886.540	0.34	74	84	1.22	1.20	6	99	100	45	51	99.7	33.39
3	16.00	20.00	889.230	0.35	74	83	1.26	1.30	6	99	100	47	50	97.2	33.85
3	20.00	24.00	891.890	0.33	75	83	1.19	1.20	6	99	100	48	52	101.3	32.87
4	24.00	28.00	894.590	0.34	77	82	1.23	1.20	6	100	99	46	52	97.9	33.33
4	28.00	32.00	897.250	0.33	77	80	1.20	1.20	6	99	99	46	52	101.1	32.78
5	32.00	36.00	899.960	0.36	78	80	1.31	1.30	6	100	100	45	52	93.7	34.23
5	36.00	40.00	902.590	0.37	78	80	1.35	1.40	7	100	100	46	52	104.5	34.70
6	40.00	44.00	905.560	0.32	80	80	1.17	1.20	7	100	100	46	52	104.7	32.27
6	44.00	48.00	908.340	0.30	80	80	1.10	1.10	6	100	100	47	53	106.5	31.25
B1	48.00	52.00	911.079	0.20	73	80	0.72	0.72	4	100	100	45	60	107.5	25.52
1	52.00	56.00	913.310	0.19	74	80	0.69	0.69	4	100	100	45	56	101.7	24.87
2	56.00	60.00	915.370	0.26	74	80	0.94	0.94	5	100	100	45	51	101.8	29.09
2	60.00	64.00	917.780	0.30	76	81	1.09	1.10	5	92	96	44	49	101.9	31.28
3	64.00	68.00	920.380	0.28	77	81	1.02	1.00	5	88	90	41	48	101.3	30.22
3	68.00	72.00	922.880	0.25	78	81	0.91	0.91	5	89	90	40	48	104.8	28.55
4	72.00	76.00	925.330	0.35	78	81	1.27	1.30	6	90	91	42	46	99.9	33.79
4	76.00	80.00	928.090	0.33	79	81	1.20	1.20	6	89	89	41	46	102.3	32.81
5	80.00	84.00	930.840	0.36	81	81	1.32	1.30	6	90	88	40	46	97.6	34.26
5	84.00	88.00	933.590	0.36	80	81	1.31	1.30	6	90	91	40	46	99.5	34.26
6	88.00	92.00	936.390	0.33	81	81	1.21	1.20	6	90	90	38	45	100.0	32.81
6	92.00	96.00	939.090	0.29	81	81	1.06	1.10	6	90	90	39	46	104.7	30.75

Final DGM: 941.741

RESULTS	Run Time		Vm	AP	Tm	Ts	Max Vac	ΔH	%ISO	BWS	Y _{qa}				
	96.0	min	61.727	ft ³	0.30	in. WC	76.5	°F	81.2	°F	7	1.093	in. WC	101.2	0.020

Location: Chemours Company - Fayetteville Works Facility, NC			Start Time: 9:08		Source: VES Carbon Bed Outlet		
Date: 10/10/23		Run 2	VALID	End Time: 11:08		Project No.: AST-2023-4327	Parameter: HFPO-DA

STACK DATA (EST)	EQUIPMENT	STACK DATA (EST)	FILTER NO.	STACK DATA (FINAL)	MOIST. DATA
Moisture: 2.0 % est.	Meter Box ID: 8	Est. Tm: 77 °F		Pb: 29.94 in. Hg	Vlc (ml)
Barometric: 29.77 in. Hg	Y: 0.975	Est. Ts: 81 °F		Pg: 1.20 in. WC	45.2
Static Press: 1.40 in. WC	AH @ (in.WC): 1.618	Est. ΔP: 0.30 in. WC		O ₂ : 20.9 %	K-FACTOR
Stack Press: 29.87 in. Hg	Probe ID: P4-2	Est. Dn: 0.229 in.		CO ₂ : 0.1 %	3.62
CO ₂ : 0.0 %	Liner Material: glass	Target Rate: 0.52 scfm		Check Pt.	Initial Final Corr.
O ₂ : 20.9 %	Pitot ID: P4-2	LEAK CHECK! Pre Mid 1 Mid 2 Mid 3 Post		Mid 1 (cf)	970.968 971.195 0.227
N ₂ /CO: 79.1 %	Pitot Cp/Type: 0.840 S-type	Leak Rate (cfm): 0.002 0.001 -- -- 0.001		Mid 2 (cf)	971.195 971.269 0.074
Md: 28.84 lb/lb-mole	Nozzle ID: GS-7 glass	Vacuum (in Hg): 10 9 -- -- 10		Mid 3 (cf)	--
Ms: 28.62 lb/lb-mole	Nozzle Dn (in.): 0.250	Pitot Tube: Pass -- -- -- Pass		Mid-Point Leak Check Vol (cf):	0.301

Sample Pt.	Sample Time (minutes)		Dry Gas Meter Reading (ft ³)	Pitot Tube ΔP (in WC)	Gas Temperatures (°F)		Orifice Press. ΔH (in. WC)		Pump Vac (in. Hg)	Gas Temperatures (°F)				% ISO	Vs (fps)
	Begin	End			DGM Average	Stack	Ideal	Actual		Probe	Filter	Imp Exit	Aux		
					Amb.	Amb.				Amb.	Amb.	Amb.	Amb.		
A1	0.00	4.00	942.984	0.19	62	73	0.68	0.70	5	85	86	34	51	93.1	24.71
1	4.00	8.00	944.840	0.18	62	75	0.64	0.65	5	84	85	35	45	98.6	24.09
2	8.00	12.00	946.750	0.18	65	75	0.65	0.65	5	89	85	34	48	99.1	24.09
2	12.00	16.00	948.680	0.18	66	75	0.65	0.65	5	86	86	34	45	95.8	24.09
3	16.00	20.00	950.550	0.21	67	75	0.76	0.75	5	85	83	35	46	101.8	26.02
3	20.00	24.00	952.700	0.21	68	75	0.76	0.75	5	84	88	35	46	101.2	26.02
4	24.00	28.00	954.840	0.25	68	75	0.90	0.90	5	85	86	36	47	102.7	28.39
4	28.00	32.00	957.210	0.25	69	75	0.90	0.90	5	85	86	36	47	99.1	28.39
5	32.00	36.00	959.500	0.35	70	75	1.27	1.25	5	85	87	36	48	103.7	33.60
5	36.00	40.00	962.340	0.34	70	75	1.23	1.25	5	85	87	36	49	107.8	33.11
6	40.00	44.00	965.250	0.36	70	75	1.30	1.30	5	85	84	37	51	102.3	34.07
6	44.00	48.00	968.090	0.36	73	76	1.31	1.30	5	85	84	37	51	103.2	34.11
B1	48.00	52.00	971.269	0.21	71	78	0.76	0.78	5	85	90	39	60	102.8	26.10
1	52.00	56.00	973.450	0.20	73	78	0.73	0.75	5	85	91	39	58	104.9	25.47
2	56.00	60.00	975.630	0.20	75	79	0.73	0.73	5	85	88	39	56	99.8	25.49
2	60.00	64.00	977.710	0.21	76	79	0.76	0.75	5	85	87	40	56	99.1	26.12
3	64.00	68.00	979.830	0.25	77	79	0.91	0.90	5	85	84	39	56	103.1	28.50
3	68.00	72.00	982.240	0.25	77	79	0.91	0.90	5	85	86	40	56	103.1	28.50
4	72.00	76.00	984.650	0.29	77	79	1.06	1.05	5	85	85	40	56	100.1	30.70
4	76.00	80.00	987.170	0.30	78	79	1.09	1.10	5	85	85	41	55	98.3	31.22
5	80.00	84.00	989.690	0.35	78	79	1.28	1.30	5	85	85	42	56	100.8	33.72
5	84.00	88.00	992.480	0.33	80	79	1.21	1.20	5	85	85	42	58	101.9	32.74
6	88.00	92.00	995.230	0.34	80	80	1.24	1.25	5	85	85	44	56	101.2	33.27
6	92.00	96.00	998.000	0.35	80	80	1.28	1.30	5	85	86	43	55	100.8	33.75
Final DGM:			1000.798												

RESULTS	Run Time		Vm	ΔP	Tm	Ts	Max Vac	ΔH	%ISO	BWS	Y _{qa}
	min		ft ³	in. WC	°F	°F		in. WC			
	96.0		57.513	0.26	72.2	77.0	5	0.961	102.5	0.031	1.4

Location: Chemours Company - Fayetteville Works Facility, NC				Start Time: 12:00		Source: VES Carbon Bed Outlet					
Date: 10/10/23		Run 3		VALID		End Time: 13:50		Project No.: AST-2023-4327		Parameter: HFPO-DA	

STACK DATA (EST)			EQUIPMENT			STACK DATA (EST)			FILTER NO.	STACK DATA (FINAL)			MOIST. DATA			
Moisture:	2.0	% est.	Meter Box ID:	8		Est. Tm:	72	°F		Pb:	29.94	in. Hg	Vlc (ml)			
Barometric:	29.77	in. Hg	Y:	0.975		Est. Ts:	77	°F		Pg:	1.40	in. WC	53.9			
Static Press:	1.40	in. WC	AH @ (in.WC):	1.618		Est. AP:	0.26	in. WC		O ₂ :	20.9	%	K-FACTOR			
Stack Press:	29.87	in. Hg	Probe ID:	P4-2		Est. Dn:	0.237	in.		CO ₂ :	0.1	%	3.619			
CO ₂ :	0.0	%	Liner Material:	glass		Target Rate:	0.52	scfm					Check Pt.	Initial	Final	Corr.
O ₂ :	20.9	%	Pitot ID:	P4-2		LEAK CHECK:	Pre	Mid 1	Mid 2	Mid 3	Post	Mid 1 (cf)	31.097	31.248	0.151	
N ₂ /CO:	79.1	%	Pitot Cp/Type:	0.840	S-type	Leak Rate (cfm):	0.000	0.000	--	--	0.000	Mid 2 (cf)	--	--	--	
Md:	28.84	lb/lb-mole	Nozzle ID:	GS-7	glass	Vacuum (in Hg):	8	7	--	--	10	Mid 3 (cf)	--	--	--	
Ms:	28.62	lb/lb-mole	Nozzle Dn (in.):	0.250		Pitot Tube:	Pass	--	--	--	Pass	Mid-Point Leak Check Vol (cf):	0.151			

Sample Pt.	Sample Time (minutes)		Dry Gas Meter Reading (ft ³)	Pitot Tube ΔP (in WC)	Gas Temperatures (°F)		Orifice Press. ΔH (in. WC)		Pump Vac (in. Hg)	Gas Temperatures (°F)				% ISO	Vs (fps)
	Begin	End			DGM Average		Ideal	Actual		Probe	Filter	Imp Exit	Aux		
					Amb.	Stack									
A1	0.00	4.00	1.433	0.20	77	81	0.73	0.75	6	85	88	46	43	103.3	25.54
1	4.00	8.00	3.590	0.20	81	83	0.73	0.75	6	85	88	47	44	104.3	25.59
2	8.00	12.00	5.780	0.20	82	83	0.73	0.75	6	85	86	49	45	100.8	25.59
2	12.00	16.00	7.900	0.23	82	82	0.84	0.85	6	85	88	48	45	101.9	27.41
3	16.00	20.00	10.200	0.23	83	82	0.84	0.85	6	85	87	46	45	97.3	27.41
3	20.00	24.00	12.400	0.26	83	82	0.95	1.00	6	85	87	50	46	104.0	29.15
4	24.00	28.00	14.900	0.26	84	82	0.95	0.96	6	85	87	46	46	108.0	29.15
4	28.00	32.00	17.500	0.26	84	82	0.95	0.96	6	85	87	46	46	108.0	29.15
5	32.00	36.00	20.100	0.32	84	82	1.17	1.20	7	85	86	49	45	97.4	32.33
5	36.00	40.00	22.700	0.32	84	82	1.17	1.20	7	85	87	49	45	108.6	32.33
6	40.00	44.00	25.600	0.32	84	82	1.17	1.20	7	85	87	49	45	104.9	32.33
6	44.00	48.00	28.400	0.32	84	82	1.17	1.20	7	85	86	49	45	101.0	32.33
B1	48.00	52.00	31.248	0.20	84	82	0.73	0.75	6	90	86	45	45	97.1	25.56
1	52.00	56.00	33.300	0.22	84	82	0.81	0.80	6	90	86	44	44	103.8	26.81
2	56.00	60.00	35.600	0.23	85	81	0.85	0.85	6	89	85	44	45	100.4	27.39
2	60.00	64.00	37.880	0.22	86	82	0.81	0.80	6	88	85	44	44	103.4	26.81
3	64.00	68.00	40.180	0.26	86	82	0.96	0.95	6	87	85	44	46	102.2	29.15
3	68.00	72.00	42.650	0.27	87	81	1.00	1.00	6	87	86	47	46	99.2	29.67
4	72.00	76.00	45.100	0.35	87	81	1.29	1.30	7	85	86	48	45	103.6	33.79
4	76.00	80.00	48.010	0.35	87	81	1.29	1.30	7	85	86	47	46	95.7	33.79
5	80.00	84.00	50.700	0.35	87	81	1.29	1.30	7	85	85	47	46	105.0	33.79
5	84.00	88.00	53.650	0.36	87	81	1.33	1.30	7	84	85	49	48	103.9	34.26
6	88.00	92.00	56.610	0.35	87	81	1.29	1.30	7	84	84	45	46	102.1	33.79
6	92.00	96.00	59.480	0.35	88	81	1.30	1.30	7	85	85	46	46	100.4	33.79
Final DGM:			62.305												

RESULTS	Run Time		Vm	AP	Tm	Ts	Max Vac	ΔH	%ISO	BWS	Y _{qa}					
		96.0	min	60.721	ft ³	0.28	in. WC	84.5	°F	81.7	°F	7	1.026	in. WC	104.1	0.036

Appendix C

1
2
3
4
5
6
7
8
9
10
11
12
13
14

ANALYTICAL REPORT

PREPARED FOR

Attn: Michael Aucoin
The Chemours Company FC, LLC
c/o AECOM
248 Chapman Rd.
Suite 101
Newark, Delaware 19702
Generated 11/19/2023 5:09:09 PM

JOB DESCRIPTION

VES Carbon Bed Inlet - OTM-45

JOB NUMBER

140-33987-1

Eurofins Knoxville

Job Notes

This report may not be reproduced except in full, and with written approval from the laboratory. The results relate only to the samples tested. For questions please contact the Project Manager at the e-mail address or telephone number listed on this page.

The test results in this report relate only to the samples as received by the laboratory and will meet all requirements of the methodology, with any exceptions noted. This report shall not be reproduced except in full, without the express written approval of the laboratory. All questions should be directed to the Eurofins TestAmerica Project Manager.

Authorization



Generated
11/19/2023 5:09:09 PM

Authorized for release by
Courtney Adkins, Project Manager II
Courtney.Adkins@et.eurofinsus.com
(865)291-3019



Table of Contents

Cover Page	1
Table of Contents	3
Definitions/Glossary	4
Case Narrative	5
Client Sample Results	6
Default Detection Limits	9
Isotope Dilution Summary	10
QC Sample Results	11
QC Association Summary	13
Lab Chronicle	15
Certification Summary	20
Method Summary	21
Sample Summary	22
Chain of Custody	23

Definitions/Glossary

Client: The Chemours Company FC, LLC
Project/Site: VES Carbon Bed Inlet - OTM-45

Job ID: 140-33987-1

Qualifiers

LCMS

Qualifier	Qualifier Description
J	Result is less than the RL but greater than or equal to the MDL and the concentration is an approximate value.

Glossary

Abbreviation	These commonly used abbreviations may or may not be present in this report.
α	Listed under the "D" column to designate that the result is reported on a dry weight basis
%R	Percent Recovery
CFL	Contains Free Liquid
CFU	Colony Forming Unit
CNF	Contains No Free Liquid
DER	Duplicate Error Ratio (normalized absolute difference)
Dil Fac	Dilution Factor
DL	Detection Limit (DoD/DOE)
DL, RA, RE, IN	Indicates a Dilution, Re-analysis, Re-extraction, or additional Initial metals/anion analysis of the sample
DLC	Decision Level Concentration (Radiochemistry)
EDL	Estimated Detection Limit (Dioxin)
LOD	Limit of Detection (DoD/DOE)
LOQ	Limit of Quantitation (DoD/DOE)
MCL	EPA recommended "Maximum Contaminant Level"
MDA	Minimum Detectable Activity (Radiochemistry)
MDC	Minimum Detectable Concentration (Radiochemistry)
MDL	Method Detection Limit
ML	Minimum Level (Dioxin)
MPN	Most Probable Number
MQL	Method Quantitation Limit
NC	Not Calculated
ND	Not Detected at the reporting limit (or MDL or EDL if shown)
NEG	Negative / Absent
POS	Positive / Present
PQL	Practical Quantitation Limit
PRES	Presumptive
QC	Quality Control
RER	Relative Error Ratio (Radiochemistry)
RL	Reporting Limit or Requested Limit (Radiochemistry)
RPD	Relative Percent Difference, a measure of the relative difference between two points
TEF	Toxicity Equivalent Factor (Dioxin)
TEQ	Toxicity Equivalent Quotient (Dioxin)
TNTC	Too Numerous To Count

Case Narrative

Client: The Chemours Company FC, LLC
Project/Site: VES Carbon Bed Inlet - OTM-45

Job ID: 140-33987-1

Job ID: 140-33987-1

Laboratory: Eurofins Knoxville

Narrative

Job Narrative 140-33987-1

Receipt

The samples were received on 10/13/2023 3:15 PM. Unless otherwise noted below, the samples arrived in good condition, and where required, properly preserved and on ice. The temperature of the cooler at receipt was 1.0° C.

LCMS

Method 537 (modified): Results for samples M-1101,1102 VES CB INLET R1 OTM-45 FH (140-33987-1), M-1103,1104,1106 VES CB INLET R1 OTM-45 BH (140-33987-2), M-1108,1109 VES CB INLET R2 OTM-45 FH (140-33987-5), M-1110,1111,1113 VES CB INLET R2 OTM-45 BH (140-33987-6), M-1115,1116 VES CB INLET R3 OTM-45 FH (140-33987-9) and M-1117,1118,1120 VES CB INLET R3 OTM-45 BH (140-33987-10) were reported from the analysis of a diluted extract due to high concentration of the target analyte in the analysis of the undiluted extract. The dilution factor was applied to the labeled internal standard area counts and these area counts were within acceptance limits

Method 537 (modified): The following samples was reported with elevated reporting limits for all analytes: M-1101,1102 VES CB INLET R1 OTM-45 FH (140-33987-1), M-1103,1104,1106 VES CB INLET R1 OTM-45 BH (140-33987-2), M-1108,1109 VES CB INLET R2 OTM-45 FH (140-33987-5), M-1110,1111,1113 VES CB INLET R2 OTM-45 BH (140-33987-6), M-1115,1116 VES CB INLET R3 OTM-45 FH (140-33987-9) and M-1117,1118,1120 VES CB INLET R3 OTM-45 BH (140-33987-10). The sample was analyzed at a dilution based on screening results.

No additional analytical or quality issues were noted, other than those described above or in the Definitions/Glossary page.

Organic Prep

No analytical or quality issues were noted, other than those described in the Definitions/Glossary page.



Client Sample Results

Client: The Chemours Company FC, LLC
 Project/Site: VES Carbon Bed Inlet - OTM-45

Job ID: 140-33987-1

Client Sample ID: M-1101,1102 VES CB INLET R1 OTM-45 FH

Lab Sample ID: 140-33987-1

Date Collected: 10/09/23 00:00

Matrix: Air

Date Received: 10/13/23 15:15

Sample Container: Air Train

Method: EPA 537 (modified) - Fluorinated Alkyl Substances

Analyte	Result	Qualifier	RL	MDL	Unit	D	Prepared	Analyzed	Dil Fac
HFPO-DA	1.68		0.100	0.0940	ug/Sample		11/01/23 08:50	11/15/23 16:27	20
<i>Isotope Dilution</i>	<i>%Recovery</i>	<i>Qualifier</i>	<i>Limits</i>				<i>Prepared</i>	<i>Analyzed</i>	<i>Dil Fac</i>
<i>13C3 HFPO-DA</i>	<i>91</i>		<i>25 - 150</i>				<i>11/01/23 08:50</i>	<i>11/15/23 16:27</i>	<i>20</i>

Client Sample ID: M-1103,1104,1106 VES CB INLET R1 OTM-45

Lab Sample ID: 140-33987-2

BH

Matrix: Air

Date Collected: 10/09/23 00:00

Date Received: 10/13/23 15:15

Sample Container: Air Train

Method: EPA 537 (modified) - Fluorinated Alkyl Substances

Analyte	Result	Qualifier	RL	MDL	Unit	D	Prepared	Analyzed	Dil Fac
HFPO-DA	0.403		0.200	0.110	ug/Sample		10/31/23 09:21	11/15/23 19:06	10
<i>Isotope Dilution</i>	<i>%Recovery</i>	<i>Qualifier</i>	<i>Limits</i>				<i>Prepared</i>	<i>Analyzed</i>	<i>Dil Fac</i>
<i>13C3 HFPO-DA</i>	<i>98</i>		<i>25 - 150</i>				<i>10/31/23 09:21</i>	<i>11/15/23 19:06</i>	<i>10</i>

Client Sample ID: M-1105 VES CB INLET R1 OTM-45

Lab Sample ID: 140-33987-3

IMPINGERS 1,2&3 CONDENSATE

Matrix: Air

Date Collected: 10/09/23 00:00

Date Received: 10/13/23 15:15

Sample Container: Air Train

Method: EPA 537 (modified) - Fluorinated Alkyl Substances

Analyte	Result	Qualifier	RL	MDL	Unit	D	Prepared	Analyzed	Dil Fac
HFPO-DA	ND		0.0746	0.0299	ug/Sample		10/31/23 13:01	11/15/23 13:57	1
<i>Isotope Dilution</i>	<i>%Recovery</i>	<i>Qualifier</i>	<i>Limits</i>				<i>Prepared</i>	<i>Analyzed</i>	<i>Dil Fac</i>
<i>13C3 HFPO-DA</i>	<i>97</i>		<i>25 - 150</i>				<i>10/31/23 13:01</i>	<i>11/15/23 13:57</i>	<i>1</i>

Client Sample ID: M-1107 VES CB INLET R1 OTM-45

Lab Sample ID: 140-33987-4

BREAKTHROUGH XAD-2 RESIN TUBE

Matrix: Air

Date Collected: 10/09/23 00:00

Date Received: 10/13/23 15:15

Sample Container: Air Train

Method: EPA 537 (modified) - Fluorinated Alkyl Substances

Analyte	Result	Qualifier	RL	MDL	Unit	D	Prepared	Analyzed	Dil Fac
HFPO-DA	ND		0.0200	0.0110	ug/Sample		10/31/23 09:21	11/15/23 19:15	1
<i>Isotope Dilution</i>	<i>%Recovery</i>	<i>Qualifier</i>	<i>Limits</i>				<i>Prepared</i>	<i>Analyzed</i>	<i>Dil Fac</i>
<i>13C3 HFPO-DA</i>	<i>105</i>		<i>25 - 150</i>				<i>10/31/23 09:21</i>	<i>11/15/23 19:15</i>	<i>1</i>

Client Sample ID: M-1108,1109 VES CB INLET R2 OTM-45 FH

Lab Sample ID: 140-33987-5

Date Collected: 10/10/23 00:00

Matrix: Air

Date Received: 10/13/23 15:15

Sample Container: Air Train

Method: EPA 537 (modified) - Fluorinated Alkyl Substances

Analyte	Result	Qualifier	RL	MDL	Unit	D	Prepared	Analyzed	Dil Fac
HFPO-DA	1.69		0.100	0.0940	ug/Sample		11/01/23 08:50	11/15/23 16:36	20

Eurofins Knoxville

Client Sample Results

Client: The Chemours Company FC, LLC
 Project/Site: VES Carbon Bed Inlet - OTM-45

Job ID: 140-33987-1

Client Sample ID: M-1108,1109 VES CB INLET R2 OTM-45 FH

Lab Sample ID: 140-33987-5

Date Collected: 10/10/23 00:00

Matrix: Air

Date Received: 10/13/23 15:15

Sample Container: Air Train

Isotope Dilution	%Recovery	Qualifier	Limits	Prepared	Analyzed	Dil Fac
13C3 HFPO-DA	93		25 - 150	11/01/23 08:50	11/15/23 16:36	20

Client Sample ID: M-1110,1111,1113 VES CB INLET R2 OTM-45

Lab Sample ID: 140-33987-6

BH

Matrix: Air

Date Collected: 10/10/23 00:00

Date Received: 10/13/23 15:15

Sample Container: Air Train

Method: EPA 537 (modified) - Fluorinated Alkyl Substances

Analyte	Result	Qualifier	RL	MDL	Unit	D	Prepared	Analyzed	Dil Fac
HFPO-DA	0.523		0.200	0.110	ug/Sample		10/31/23 09:21	11/15/23 19:23	10
Isotope Dilution	%Recovery	Qualifier	Limits	Prepared	Analyzed	Dil Fac			
13C3 HFPO-DA	102		25 - 150	10/31/23 09:21	11/15/23 19:23	10			

Client Sample ID: M-1112 VES CB INLET R2 OTM-45

Lab Sample ID: 140-33987-7

IMPINGERS 1,2&3 CONDENSATE

Matrix: Air

Date Collected: 10/10/23 00:00

Date Received: 10/13/23 15:15

Sample Container: Air Train

Method: EPA 537 (modified) - Fluorinated Alkyl Substances

Analyte	Result	Qualifier	RL	MDL	Unit	D	Prepared	Analyzed	Dil Fac
HFPO-DA	ND		0.0746	0.0299	ug/Sample		10/31/23 13:01	11/15/23 14:06	1
Isotope Dilution	%Recovery	Qualifier	Limits	Prepared	Analyzed	Dil Fac			
13C3 HFPO-DA	102		25 - 150	10/31/23 13:01	11/15/23 14:06	1			

Client Sample ID: M-1114 VES CB INLET R2 OTM-45

Lab Sample ID: 140-33987-8

BREAKTHROUGH XAD-2 RESIN TUBE

Matrix: Air

Date Collected: 10/10/23 00:00

Date Received: 10/13/23 15:15

Sample Container: Air Train

Method: EPA 537 (modified) - Fluorinated Alkyl Substances

Analyte	Result	Qualifier	RL	MDL	Unit	D	Prepared	Analyzed	Dil Fac
HFPO-DA	ND		0.0200	0.0110	ug/Sample		10/31/23 09:21	11/15/23 19:32	1
Isotope Dilution	%Recovery	Qualifier	Limits	Prepared	Analyzed	Dil Fac			
13C3 HFPO-DA	102		25 - 150	10/31/23 09:21	11/15/23 19:32	1			

Client Sample ID: M-1115,1116 VES CB INLET R3 OTM-45 FH

Lab Sample ID: 140-33987-9

Date Collected: 10/10/23 00:00

Matrix: Air

Date Received: 10/13/23 15:15

Sample Container: Air Train

Method: EPA 537 (modified) - Fluorinated Alkyl Substances

Analyte	Result	Qualifier	RL	MDL	Unit	D	Prepared	Analyzed	Dil Fac
HFPO-DA	2.08		0.100	0.0940	ug/Sample		11/01/23 08:50	11/15/23 16:45	20
Isotope Dilution	%Recovery	Qualifier	Limits	Prepared	Analyzed	Dil Fac			
13C3 HFPO-DA	87		25 - 150	11/01/23 08:50	11/15/23 16:45	20			

Eurofins Knoxville

Client Sample Results

Client: The Chemours Company FC, LLC
 Project/Site: VES Carbon Bed Inlet - OTM-45

Job ID: 140-33987-1

Client Sample ID: M-1117,1118,1120 VES CB INLET R3 OTM-45
BH

Lab Sample ID: 140-33987-10

Date Collected: 10/10/23 00:00
 Date Received: 10/13/23 15:15
 Sample Container: Air Train

Matrix: Air

Method: EPA 537 (modified) - Fluorinated Alkyl Substances

Analyte	Result	Qualifier	RL	MDL	Unit	D	Prepared	Analyzed	Dil Fac
HFPO-DA	0.443		0.200	0.110	ug/Sample		10/31/23 09:21	11/15/23 19:41	10
<i>Isotope Dilution</i>	<i>%Recovery</i>	<i>Qualifier</i>	<i>Limits</i>				<i>Prepared</i>	<i>Analyzed</i>	<i>Dil Fac</i>
13C3 HFPO-DA	103		25 - 150				10/31/23 09:21	11/15/23 19:41	10

Client Sample ID: M-1119 VES CB INLET R3 OTM-45
IMPINGERS 1,2&3 CONDENSATE

Lab Sample ID: 140-33987-11

Date Collected: 10/10/23 00:00
 Date Received: 10/13/23 15:15
 Sample Container: Air Train

Matrix: Air

Method: EPA 537 (modified) - Fluorinated Alkyl Substances

Analyte	Result	Qualifier	RL	MDL	Unit	D	Prepared	Analyzed	Dil Fac
HFPO-DA	ND		0.0746	0.0299	ug/Sample		10/31/23 13:01	11/15/23 14:15	1
<i>Isotope Dilution</i>	<i>%Recovery</i>	<i>Qualifier</i>	<i>Limits</i>				<i>Prepared</i>	<i>Analyzed</i>	<i>Dil Fac</i>
13C3 HFPO-DA	98		25 - 150				10/31/23 13:01	11/15/23 14:15	1

Client Sample ID: M-1121 VES CB INLET R3 OTM-45
BREAKTHROUGH XAD-2 RESIN TUBE

Lab Sample ID: 140-33987-12

Date Collected: 10/10/23 00:00
 Date Received: 10/13/23 15:15
 Sample Container: Air Train

Matrix: Air

Method: EPA 537 (modified) - Fluorinated Alkyl Substances

Analyte	Result	Qualifier	RL	MDL	Unit	D	Prepared	Analyzed	Dil Fac
HFPO-DA	ND		0.0200	0.0110	ug/Sample		10/31/23 09:21	11/15/23 19:50	1
<i>Isotope Dilution</i>	<i>%Recovery</i>	<i>Qualifier</i>	<i>Limits</i>				<i>Prepared</i>	<i>Analyzed</i>	<i>Dil Fac</i>
13C3 HFPO-DA	85		25 - 150				10/31/23 09:21	11/15/23 19:50	1

Default Detection Limits

Client: The Chemours Company FC, LLC
Project/Site: VES Carbon Bed Inlet - OTM-45

Job ID: 140-33987-1

Method: 537 (modified) - Fluorinated Alkyl Substances

Prep: None

Analyte	RL	MDL	Units
HFPO-DA	0.00500	0.00470	ug/Sample
HFPO-DA	0.0200	0.0110	ug/Sample

Method: 537 (modified) - Fluorinated Alkyl Substances

Prep: PFAS Prep

Analyte	RL	MDL	Units
HFPO-DA	0.000500	0.000200	ug/Sample

- 1
- 2
- 3
- 4
- 5
- 6
- 7
- 8
- 9
- 10
- 11
- 12
- 13
- 14

Isotope Dilution Summary

Client: The Chemours Company FC, LLC
 Project/Site: VES Carbon Bed Inlet - OTM-45

Job ID: 140-33987-1

Method: 537 (modified) - Fluorinated Alkyl Substances

Matrix: Air

Prep Type: Total/NA

		Percent Isotope Dilution Recovery (Acceptance Limits)			
Lab Sample ID	Client Sample ID	HFPODA (25-150)			
140-33987-1	M-1101,1102 VES CB INLET R1	91			
140-33987-2	M-1103,1104,1106 VES CB INLET R1 OTM-45 BH	98			
140-33987-3	M-1105 VES CB INLET R1 OTM-45 IMPINGERS 1,2&3 CONDENSATE	97			
140-33987-4	M-1107 VES CB INLET R1 OTM-45 BREAKTHROUGH XAD-2 RESIN TUBE	105			
140-33987-5	M-1108,1109 VES CB INLET R2 OTM-45 FH	93			
140-33987-6	M-1110,1111,1113 VES CB INLET R2 OTM-45 BH	102			
140-33987-7	M-1112 VES CB INLET R2 OTM-45 IMPINGERS 1,2&3 CONDENSATE	102			
140-33987-8	M-1114 VES CB INLET R2 OTM-45 BREAKTHROUGH XAD-2 RESIN TUBE	102			
140-33987-9	M-1115,1116 VES CB INLET R3 OTM-45 FH	87			
140-33987-10	M-1117,1118,1120 VES CB INLET R3 OTM-45 BH	103			
140-33987-11	M-1119 VES CB INLET R3 OTM-45 IMPINGERS 1,2&3 CONDENSATE	98			
140-33987-12	M-1121 VES CB INLET R3 OTM-45 BREAKTHROUGH XAD-2 RESIN TUBE	85			
LCS 140-79675/2-B	Lab Control Sample	95			
LCS 140-79697/2-A	Lab Control Sample	98			
LCS 140-79722/2-B	Lab Control Sample	75			
LCSD 140-79675/3-B	Lab Control Sample Dup	90			
LCSD 140-79697/3-A	Lab Control Sample Dup	96			
LCSD 140-79722/3-B	Lab Control Sample Dup	72			
MB 140-79675/1-B	Method Blank	98			
MB 140-79697/1-A	Method Blank	93			
MB 140-79722/1-B	Method Blank	72			

Surrogate Legend

HFPODA = 13C3 HFPO-DA

QC Sample Results

Client: The Chemours Company FC, LLC
 Project/Site: VES Carbon Bed Inlet - OTM-45

Job ID: 140-33987-1

Method: 537 (modified) - Fluorinated Alkyl Substances

Lab Sample ID: MB 140-79675/1-B
Matrix: Air
Analysis Batch: 80290

Client Sample ID: Method Blank
Prep Type: Total/NA
Prep Batch: 79675

Analyte	MB Result	MB Qualifier	RL	MDL	Unit	D	Prepared	Analyzed	Dil Fac
HFPO-DA	ND		0.0200	0.0110	ug/Sample		10/31/23 09:21	11/15/23 18:22	1
Isotope Dilution	MB %Recovery	MB Qualifier	Limits				Prepared	Analyzed	Dil Fac
13C3 HFPO-DA	98		25 - 150				10/31/23 09:21	11/15/23 18:22	1

Lab Sample ID: LCS 140-79675/2-B
Matrix: Air
Analysis Batch: 80290

Client Sample ID: Lab Control Sample
Prep Type: Total/NA
Prep Batch: 79675

Analyte	Spike Added	LCS Result	LCS Qualifier	Unit	D	%Rec	%Rec Limits
HFPO-DA	0.0200	0.01846	J	ug/Sample		92	60 - 140
Isotope Dilution	LCS %Recovery	LCS Qualifier	Limits				
13C3 HFPO-DA	95		25 - 150				

Lab Sample ID: LCSD 140-79675/3-B
Matrix: Air
Analysis Batch: 80290

Client Sample ID: Lab Control Sample Dup
Prep Type: Total/NA
Prep Batch: 79675

Analyte	Spike Added	LCSD Result	LCSD Qualifier	Unit	D	%Rec	%Rec Limits	RPD	RPD Limit
HFPO-DA	0.0200	0.01730	J	ug/Sample		86	60 - 140	7	30
Isotope Dilution	LCSD %Recovery	LCSD Qualifier	Limits						
13C3 HFPO-DA	90		25 - 150						

Lab Sample ID: MB 140-79697/1-A
Matrix: Air
Analysis Batch: 80290

Client Sample ID: Method Blank
Prep Type: Total/NA
Prep Batch: 79697

Analyte	MB Result	MB Qualifier	RL	MDL	Unit	D	Prepared	Analyzed	Dil Fac
HFPO-DA	ND		0.000500	0.000200	ug/Sample		10/31/23 13:01	11/15/23 13:29	1
Isotope Dilution	MB %Recovery	MB Qualifier	Limits				Prepared	Analyzed	Dil Fac
13C3 HFPO-DA	93		25 - 150				10/31/23 13:01	11/15/23 13:29	1

Lab Sample ID: LCS 140-79697/2-A
Matrix: Air
Analysis Batch: 80290

Client Sample ID: Lab Control Sample
Prep Type: Total/NA
Prep Batch: 79697

Analyte	Spike Added	LCS Result	LCS Qualifier	Unit	D	%Rec	%Rec Limits
HFPO-DA	0.0100	0.008908		ug/Sample		89	60 - 140
Isotope Dilution	LCS %Recovery	LCS Qualifier	Limits				
13C3 HFPO-DA	98		25 - 150				

Eurofins Knoxville

QC Sample Results

Client: The Chemours Company FC, LLC
 Project/Site: VES Carbon Bed Inlet - OTM-45

Job ID: 140-33987-1

Method: 537 (modified) - Fluorinated Alkyl Substances (Continued)

Lab Sample ID: LCSD 140-79697/3-A
Matrix: Air
Analysis Batch: 80290

Client Sample ID: Lab Control Sample Dup
Prep Type: Total/NA
Prep Batch: 79697

Analyte	Spike Added	LCSD Result	LCSD Qualifier	Unit	D	%Rec	%Rec Limits	RPD	Limit
HFPO-DA	0.0100	0.009581		ug/Sample		96	60 - 140	7	30
		<i>LCSD</i>	<i>LCSD</i>						
Isotope Dilution	%Recovery	Qualifier	Limits						
<i>13C3 HFPO-DA</i>	96		25 - 150						

Lab Sample ID: MB 140-79722/1-B
Matrix: Air
Analysis Batch: 80290

Client Sample ID: Method Blank
Prep Type: Total/NA
Prep Batch: 79722

Analyte	MB Result	MB Qualifier	RL	MDL	Unit	D	Prepared	Analyzed	Dil Fac
HFPO-DA	ND		0.00500	0.00470	ug/Sample		11/01/23 08:50	11/15/23 16:01	1
		<i>MB</i>	<i>MB</i>						
Isotope Dilution	%Recovery	Qualifier	Limits	Prepared	Analyzed	Dil Fac			
<i>13C3 HFPO-DA</i>	72		25 - 150	11/01/23 08:50	11/15/23 16:01	1			

Lab Sample ID: LCS 140-79722/2-B
Matrix: Air
Analysis Batch: 80290

Client Sample ID: Lab Control Sample
Prep Type: Total/NA
Prep Batch: 79722

Analyte	Spike Added	LCS Result	LCS Qualifier	Unit	D	%Rec	%Rec Limits		
HFPO-DA	0.0200	0.01958		ug/Sample		98	60 - 140		
		<i>LCS</i>	<i>LCS</i>						
Isotope Dilution	%Recovery	Qualifier	Limits						
<i>13C3 HFPO-DA</i>	75		25 - 150						

Lab Sample ID: LCSD 140-79722/3-B
Matrix: Air
Analysis Batch: 80290

Client Sample ID: Lab Control Sample Dup
Prep Type: Total/NA
Prep Batch: 79722

Analyte	Spike Added	LCSD Result	LCSD Qualifier	Unit	D	%Rec	%Rec Limits	RPD	Limit
HFPO-DA	0.0200	0.01921		ug/Sample		96	60 - 140	2	30
		<i>LCSD</i>	<i>LCSD</i>						
Isotope Dilution	%Recovery	Qualifier	Limits						
<i>13C3 HFPO-DA</i>	72		25 - 150						

QC Association Summary

Client: The Chemours Company FC, LLC
 Project/Site: VES Carbon Bed Inlet - OTM-45

Job ID: 140-33987-1

LCMS

Prep Batch: 79675

Lab Sample ID	Client Sample ID	Prep Type	Matrix	Method	Prep Batch
140-33987-2	M-1103,1104,1106 VES CB INLET R1 OTM-45 BI	Total/NA	Air	None	
140-33987-4	M-1107 VES CB INLET R1 OTM-45 BREAKTHR	Total/NA	Air	None	
140-33987-6	M-1110,1111,1113 VES CB INLET R2 OTM-45 BI	Total/NA	Air	None	
140-33987-8	M-1114 VES CB INLET R2 OTM-45 BREAKTHR	Total/NA	Air	None	
140-33987-10	M-1117,1118,1120 VES CB INLET R3 OTM-45 BI	Total/NA	Air	None	
140-33987-12	M-1121 VES CB INLET R3 OTM-45 BREAKTHR	Total/NA	Air	None	
MB 140-79675/1-B	Method Blank	Total/NA	Air	None	
LCS 140-79675/2-B	Lab Control Sample	Total/NA	Air	None	
LCSD 140-79675/3-B	Lab Control Sample Dup	Total/NA	Air	None	

Prep Batch: 79697

Lab Sample ID	Client Sample ID	Prep Type	Matrix	Method	Prep Batch
140-33987-3	M-1105 VES CB INLET R1 OTM-45 IMPINGERS	Total/NA	Air	PFAS Prep	
140-33987-7	M-1112 VES CB INLET R2 OTM-45 IMPINGERS	Total/NA	Air	PFAS Prep	
140-33987-11	M-1119 VES CB INLET R3 OTM-45 IMPINGERS	Total/NA	Air	PFAS Prep	
MB 140-79697/1-A	Method Blank	Total/NA	Air	PFAS Prep	
LCS 140-79697/2-A	Lab Control Sample	Total/NA	Air	PFAS Prep	
LCSD 140-79697/3-A	Lab Control Sample Dup	Total/NA	Air	PFAS Prep	

Prep Batch: 79722

Lab Sample ID	Client Sample ID	Prep Type	Matrix	Method	Prep Batch
140-33987-1	M-1101,1102 VES CB INLET R1 OTM-45 FH	Total/NA	Air	None	
140-33987-5	M-1108,1109 VES CB INLET R2 OTM-45 FH	Total/NA	Air	None	
140-33987-9	M-1115,1116 VES CB INLET R3 OTM-45 FH	Total/NA	Air	None	
MB 140-79722/1-B	Method Blank	Total/NA	Air	None	
LCS 140-79722/2-B	Lab Control Sample	Total/NA	Air	None	
LCSD 140-79722/3-B	Lab Control Sample Dup	Total/NA	Air	None	

Cleanup Batch: 79802

Lab Sample ID	Client Sample ID	Prep Type	Matrix	Method	Prep Batch
140-33987-1	M-1101,1102 VES CB INLET R1 OTM-45 FH	Total/NA	Air	Split	79722
140-33987-5	M-1108,1109 VES CB INLET R2 OTM-45 FH	Total/NA	Air	Split	79722
140-33987-9	M-1115,1116 VES CB INLET R3 OTM-45 FH	Total/NA	Air	Split	79722
MB 140-79722/1-B	Method Blank	Total/NA	Air	Split	79722
LCS 140-79722/2-B	Lab Control Sample	Total/NA	Air	Split	79722
LCSD 140-79722/3-B	Lab Control Sample Dup	Total/NA	Air	Split	79722

Cleanup Batch: 79849

Lab Sample ID	Client Sample ID	Prep Type	Matrix	Method	Prep Batch
140-33987-2	M-1103,1104,1106 VES CB INLET R1 OTM-45 BI	Total/NA	Air	Split	79675
140-33987-4	M-1107 VES CB INLET R1 OTM-45 BREAKTHR	Total/NA	Air	Split	79675
140-33987-6	M-1110,1111,1113 VES CB INLET R2 OTM-45 BI	Total/NA	Air	Split	79675
140-33987-8	M-1114 VES CB INLET R2 OTM-45 BREAKTHR	Total/NA	Air	Split	79675
140-33987-10	M-1117,1118,1120 VES CB INLET R3 OTM-45 BI	Total/NA	Air	Split	79675
140-33987-12	M-1121 VES CB INLET R3 OTM-45 BREAKTHR	Total/NA	Air	Split	79675
MB 140-79675/1-B	Method Blank	Total/NA	Air	Split	79675
LCS 140-79675/2-B	Lab Control Sample	Total/NA	Air	Split	79675
LCSD 140-79675/3-B	Lab Control Sample Dup	Total/NA	Air	Split	79675

Eurofins Knoxville

QC Association Summary

Client: The Chemours Company FC, LLC
 Project/Site: VES Carbon Bed Inlet - OTM-45

Job ID: 140-33987-1

LCMS

Analysis Batch: 80290

Lab Sample ID	Client Sample ID	Prep Type	Matrix	Method	Prep Batch
140-33987-1	M-1101,1102 VES CB INLET R1 OTM-45 FH	Total/NA	Air	537 (modified)	79802
140-33987-2	M-1103,1104,1106 VES CB INLET R1 OTM-45 BI	Total/NA	Air	537 (modified)	79849
140-33987-3	M-1105 VES CB INLET R1 OTM-45 IMPINGERS	Total/NA	Air	537 (modified)	79697
140-33987-4	M-1107 VES CB INLET R1 OTM-45 BREAKTHRU	Total/NA	Air	537 (modified)	79849
140-33987-5	M-1108,1109 VES CB INLET R2 OTM-45 FH	Total/NA	Air	537 (modified)	79802
140-33987-6	M-1110,1111,1113 VES CB INLET R2 OTM-45 BI	Total/NA	Air	537 (modified)	79849
140-33987-7	M-1112 VES CB INLET R2 OTM-45 IMPINGERS	Total/NA	Air	537 (modified)	79697
140-33987-8	M-1114 VES CB INLET R2 OTM-45 BREAKTHRU	Total/NA	Air	537 (modified)	79849
140-33987-9	M-1115,1116 VES CB INLET R3 OTM-45 FH	Total/NA	Air	537 (modified)	79802
140-33987-10	M-1117,1118,1120 VES CB INLET R3 OTM-45 BI	Total/NA	Air	537 (modified)	79849
140-33987-11	M-1119 VES CB INLET R3 OTM-45 IMPINGERS	Total/NA	Air	537 (modified)	79697
140-33987-12	M-1121 VES CB INLET R3 OTM-45 BREAKTHRU	Total/NA	Air	537 (modified)	79849
MB 140-79675/1-B	Method Blank	Total/NA	Air	537 (modified)	79849
MB 140-79697/1-A	Method Blank	Total/NA	Air	537 (modified)	79697
MB 140-79722/1-B	Method Blank	Total/NA	Air	537 (modified)	79802
LCS 140-79675/2-B	Lab Control Sample	Total/NA	Air	537 (modified)	79849
LCS 140-79697/2-A	Lab Control Sample	Total/NA	Air	537 (modified)	79697
LCS 140-79722/2-B	Lab Control Sample	Total/NA	Air	537 (modified)	79802
LCSD 140-79675/3-B	Lab Control Sample Dup	Total/NA	Air	537 (modified)	79849
LCSD 140-79697/3-A	Lab Control Sample Dup	Total/NA	Air	537 (modified)	79697
LCSD 140-79722/3-B	Lab Control Sample Dup	Total/NA	Air	537 (modified)	79802

Lab Chronicle

Client: The Chemours Company FC, LLC
 Project/Site: VES Carbon Bed Inlet - OTM-45

Job ID: 140-33987-1

Client Sample ID: M-1101,1102 VES CB INLET R1 OTM-45 FH

Lab Sample ID: 140-33987-1

Date Collected: 10/09/23 00:00

Matrix: Air

Date Received: 10/13/23 15:15

Prep Type	Batch Type	Batch Method	Run	Dil Factor	Initial Amount	Final Amount	Batch Number	Prepared or Analyzed	Analyst	Lab
Total/NA	Prep	None			1 Sample	62 mL	79722	11/01/23 08:50	PRR	EET KNX
Total/NA	Cleanup	Split			31 mL	10 mL	79802	11/02/23 13:57	PRR	EET KNX
Total/NA	Analysis	537 (modified)		20	1 mL	1 mL	80290	11/15/23 16:27	CAC	EET KNX
Instrument ID: LCA										

Client Sample ID: M-1103,1104,1106 VES CB INLET R1 OTM-45

Lab Sample ID: 140-33987-2

BH

Date Collected: 10/09/23 00:00

Matrix: Air

Date Received: 10/13/23 15:15

Prep Type	Batch Type	Batch Method	Run	Dil Factor	Initial Amount	Final Amount	Batch Number	Prepared or Analyzed	Analyst	Lab
Total/NA	Prep	None			1 Sample	360 mL	79675	10/31/23 09:21	PRR	EET KNX
Total/NA	Cleanup	Split			180 mL	10 mL	79849	11/03/23 11:53	PRR	EET KNX
Total/NA	Analysis	537 (modified)		10	1 mL	1 mL	80290	11/15/23 19:06	CAC	EET KNX
Instrument ID: LCA										

Client Sample ID: M-1105 VES CB INLET R1 OTM-45

Lab Sample ID: 140-33987-3

IMPINGERS 1,2&3 CONDENSATE

Date Collected: 10/09/23 00:00

Matrix: Air

Date Received: 10/13/23 15:15

Prep Type	Batch Type	Batch Method	Run	Dil Factor	Initial Amount	Final Amount	Batch Number	Prepared or Analyzed	Analyst	Lab
Total/NA	Prep	PFAS Prep			0.0067 Sample	10 mL	79697	10/31/23 13:01	PRR	EET KNX
Total/NA	Analysis	537 (modified)		1	1 mL	1 mL	80290	11/15/23 13:57	CAC	EET KNX
Instrument ID: LCA										

Client Sample ID: M-1107 VES CB INLET R1 OTM-45

Lab Sample ID: 140-33987-4

BREAKTHROUGH XAD-2 RESIN TUBE

Date Collected: 10/09/23 00:00

Matrix: Air

Date Received: 10/13/23 15:15

Prep Type	Batch Type	Batch Method	Run	Dil Factor	Initial Amount	Final Amount	Batch Number	Prepared or Analyzed	Analyst	Lab
Total/NA	Prep	None			1 Sample	360 mL	79675	10/31/23 09:21	PRR	EET KNX
Total/NA	Cleanup	Split			180 mL	10 mL	79849	11/03/23 11:53	PRR	EET KNX
Total/NA	Analysis	537 (modified)		1	1 mL	1 mL	80290	11/15/23 19:15	CAC	EET KNX
Instrument ID: LCA										

Client Sample ID: M-1108,1109 VES CB INLET R2 OTM-45 FH

Lab Sample ID: 140-33987-5

Date Collected: 10/10/23 00:00

Matrix: Air

Date Received: 10/13/23 15:15

Prep Type	Batch Type	Batch Method	Run	Dil Factor	Initial Amount	Final Amount	Batch Number	Prepared or Analyzed	Analyst	Lab
Total/NA	Prep	None			1 Sample	68 mL	79722	11/01/23 08:50	PRR	EET KNX
Total/NA	Cleanup	Split			34 mL	10 mL	79802	11/02/23 13:57	PRR	EET KNX
Total/NA	Analysis	537 (modified)		20	1 mL	1 mL	80290	11/15/23 16:36	CAC	EET KNX
Instrument ID: LCA										

Eurofins Knoxville

Lab Chronicle

Client: The Chemours Company FC, LLC
 Project/Site: VES Carbon Bed Inlet - OTM-45

Job ID: 140-33987-1

**Client Sample ID: M-1110,1111,1113 VES CB INLET R2 OTM-45
 BH**

Lab Sample ID: 140-33987-6

Date Collected: 10/10/23 00:00

Matrix: Air

Date Received: 10/13/23 15:15

Prep Type	Batch Type	Batch Method	Run	Dil Factor	Initial Amount	Final Amount	Batch Number	Prepared or Analyzed	Analyst	Lab
Total/NA	Prep	None			1 Sample	360 mL	79675	10/31/23 09:21	PRR	EET KNX
Total/NA	Cleanup	Split			180 mL	10 mL	79849	11/03/23 11:53	PRR	EET KNX
Total/NA	Analysis	537 (modified)		10	1 mL	1 mL	80290	11/15/23 19:23	CAC	EET KNX
Instrument ID: LCA										

**Client Sample ID: M-1112 VES CB INLET R2 OTM-45
 IMPINGERS 1,2&3 CONDENSATE**

Lab Sample ID: 140-33987-7

Date Collected: 10/10/23 00:00

Matrix: Air

Date Received: 10/13/23 15:15

Prep Type	Batch Type	Batch Method	Run	Dil Factor	Initial Amount	Final Amount	Batch Number	Prepared or Analyzed	Analyst	Lab
Total/NA	Prep	PFAS Prep			0.0067 Sample	10 mL	79697	10/31/23 13:01	PRR	EET KNX
Total/NA	Analysis	537 (modified)		1	1 mL	1 mL	80290	11/15/23 14:06	CAC	EET KNX
Instrument ID: LCA										

**Client Sample ID: M-1114 VES CB INLET R2 OTM-45
 BREAKTHROUGH XAD-2 RESIN TUBE**

Lab Sample ID: 140-33987-8

Date Collected: 10/10/23 00:00

Matrix: Air

Date Received: 10/13/23 15:15

Prep Type	Batch Type	Batch Method	Run	Dil Factor	Initial Amount	Final Amount	Batch Number	Prepared or Analyzed	Analyst	Lab
Total/NA	Prep	None			1 Sample	360 mL	79675	10/31/23 09:21	PRR	EET KNX
Total/NA	Cleanup	Split			180 mL	10 mL	79849	11/03/23 11:53	PRR	EET KNX
Total/NA	Analysis	537 (modified)		1	1 mL	1 mL	80290	11/15/23 19:32	CAC	EET KNX
Instrument ID: LCA										

Client Sample ID: M-1115,1116 VES CB INLET R3 OTM-45 FH

Lab Sample ID: 140-33987-9

Date Collected: 10/10/23 00:00

Matrix: Air

Date Received: 10/13/23 15:15

Prep Type	Batch Type	Batch Method	Run	Dil Factor	Initial Amount	Final Amount	Batch Number	Prepared or Analyzed	Analyst	Lab
Total/NA	Prep	None			1 Sample	50 mL	79722	11/01/23 08:50	PRR	EET KNX
Total/NA	Cleanup	Split			25 mL	10 mL	79802	11/02/23 13:57	PRR	EET KNX
Total/NA	Analysis	537 (modified)		20	1 mL	1 mL	80290	11/15/23 16:45	CAC	EET KNX
Instrument ID: LCA										

Lab Chronicle

Client: The Chemours Company FC, LLC
 Project/Site: VES Carbon Bed Inlet - OTM-45

Job ID: 140-33987-1

**Client Sample ID: M-1117,1118,1120 VES CB INLET R3 OTM-45
 BH**

Lab Sample ID: 140-33987-10

Date Collected: 10/10/23 00:00

Matrix: Air

Date Received: 10/13/23 15:15

Prep Type	Batch Type	Batch Method	Run	Dil Factor	Initial Amount	Final Amount	Batch Number	Prepared or Analyzed	Analyst	Lab
Total/NA	Prep	None			1 Sample	360 mL	79675	10/31/23 09:21	PRR	EET KNX
Total/NA	Cleanup	Split			180 mL	10 mL	79849	11/03/23 11:53	PRR	EET KNX
Total/NA	Analysis	537 (modified)		10	1 mL	1 mL	80290	11/15/23 19:41	CAC	EET KNX
Instrument ID: LCA										

**Client Sample ID: M-1119 VES CB INLET R3 OTM-45
 IMPINGERS 1,2&3 CONDENSATE**

Lab Sample ID: 140-33987-11

Date Collected: 10/10/23 00:00

Matrix: Air

Date Received: 10/13/23 15:15

Prep Type	Batch Type	Batch Method	Run	Dil Factor	Initial Amount	Final Amount	Batch Number	Prepared or Analyzed	Analyst	Lab
Total/NA	Prep	PFAS Prep			0.0067 Sample	10 mL	79697	10/31/23 13:01	PRR	EET KNX
Total/NA	Analysis	537 (modified)		1	1 mL	1 mL	80290	11/15/23 14:15	CAC	EET KNX
Instrument ID: LCA										

**Client Sample ID: M-1121 VES CB INLET R3 OTM-45
 BREAKTHROUGH XAD-2 RESIN TUBE**

Lab Sample ID: 140-33987-12

Date Collected: 10/10/23 00:00

Matrix: Air

Date Received: 10/13/23 15:15

Prep Type	Batch Type	Batch Method	Run	Dil Factor	Initial Amount	Final Amount	Batch Number	Prepared or Analyzed	Analyst	Lab
Total/NA	Prep	None			1 Sample	360 mL	79675	10/31/23 09:21	PRR	EET KNX
Total/NA	Cleanup	Split			180 mL	10 mL	79849	11/03/23 11:53	PRR	EET KNX
Total/NA	Analysis	537 (modified)		1	1 mL	1 mL	80290	11/15/23 19:50	CAC	EET KNX
Instrument ID: LCA										

Client Sample ID: Method Blank

Lab Sample ID: MB 140-79675/1-B

Date Collected: N/A

Matrix: Air

Date Received: N/A

Prep Type	Batch Type	Batch Method	Run	Dil Factor	Initial Amount	Final Amount	Batch Number	Prepared or Analyzed	Analyst	Lab
Total/NA	Prep	None			1 Sample	360 mL	79675	10/31/23 09:21	PRR	EET KNX
Total/NA	Cleanup	Split			180 mL	10 mL	79849	11/03/23 11:53	PRR	EET KNX
Total/NA	Analysis	537 (modified)		1	1 mL	1 mL	80290	11/15/23 18:22	CAC	EET KNX
Instrument ID: LCA										

Client Sample ID: Method Blank

Lab Sample ID: MB 140-79697/1-A

Date Collected: N/A

Matrix: Air

Date Received: N/A

Prep Type	Batch Type	Batch Method	Run	Dil Factor	Initial Amount	Final Amount	Batch Number	Prepared or Analyzed	Analyst	Lab
Total/NA	Prep	PFAS Prep			1 Sample	10 mL	79697	10/31/23 13:01	PRR	EET KNX
Total/NA	Analysis	537 (modified)		1	1 mL	1 mL	80290	11/15/23 13:29	CAC	EET KNX
Instrument ID: LCA										

Eurofins Knoxville

Lab Chronicle

Client: The Chemours Company FC, LLC
 Project/Site: VES Carbon Bed Inlet - OTM-45

Job ID: 140-33987-1

Client Sample ID: Method Blank

Lab Sample ID: MB 140-79722/1-B

Date Collected: N/A

Matrix: Air

Date Received: N/A

Prep Type	Batch Type	Batch Method	Run	Dil Factor	Initial Amount	Final Amount	Batch Number	Prepared or Analyzed	Analyst	Lab
Total/NA	Prep	None			1 Sample	50 mL	79722	11/01/23 08:50	PRR	EET KNX
Total/NA	Cleanup	Split			25 mL	10 mL	79802	11/02/23 13:57	PRR	EET KNX
Total/NA	Analysis	537 (modified)		1	1 mL	1 mL	80290	11/15/23 16:01	CAC	EET KNX
Instrument ID: LCA										

Client Sample ID: Lab Control Sample

Lab Sample ID: LCS 140-79675/2-B

Date Collected: N/A

Matrix: Air

Date Received: N/A

Prep Type	Batch Type	Batch Method	Run	Dil Factor	Initial Amount	Final Amount	Batch Number	Prepared or Analyzed	Analyst	Lab
Total/NA	Prep	None			1 Sample	360 mL	79675	10/31/23 09:21	PRR	EET KNX
Total/NA	Cleanup	Split			180 mL	10 mL	79849	11/03/23 11:53	PRR	EET KNX
Total/NA	Analysis	537 (modified)		1	1 mL	1 mL	80290	11/15/23 18:31	CAC	EET KNX
Instrument ID: LCA										

Client Sample ID: Lab Control Sample

Lab Sample ID: LCS 140-79697/2-A

Date Collected: N/A

Matrix: Air

Date Received: N/A

Prep Type	Batch Type	Batch Method	Run	Dil Factor	Initial Amount	Final Amount	Batch Number	Prepared or Analyzed	Analyst	Lab
Total/NA	Prep	PFAS Prep			1 Sample	10 mL	79697	10/31/23 13:01	PRR	EET KNX
Total/NA	Analysis	537 (modified)		1	1 mL	1 mL	80290	11/15/23 13:39	CAC	EET KNX
Instrument ID: LCA										

Client Sample ID: Lab Control Sample

Lab Sample ID: LCS 140-79722/2-B

Date Collected: N/A

Matrix: Air

Date Received: N/A

Prep Type	Batch Type	Batch Method	Run	Dil Factor	Initial Amount	Final Amount	Batch Number	Prepared or Analyzed	Analyst	Lab
Total/NA	Prep	None			1 Sample	50 mL	79722	11/01/23 08:50	PRR	EET KNX
Total/NA	Cleanup	Split			25 mL	10 mL	79802	11/02/23 13:57	PRR	EET KNX
Total/NA	Analysis	537 (modified)		1	1 mL	1 mL	80290	11/15/23 16:09	CAC	EET KNX
Instrument ID: LCA										

Client Sample ID: Lab Control Sample Dup

Lab Sample ID: LCSD 140-79675/3-B

Date Collected: N/A

Matrix: Air

Date Received: N/A

Prep Type	Batch Type	Batch Method	Run	Dil Factor	Initial Amount	Final Amount	Batch Number	Prepared or Analyzed	Analyst	Lab
Total/NA	Prep	None			1 Sample	360 mL	79675	10/31/23 09:21	PRR	EET KNX
Total/NA	Cleanup	Split			180 mL	10 mL	79849	11/03/23 11:53	PRR	EET KNX
Total/NA	Analysis	537 (modified)		1	1 mL	1 mL	80290	11/15/23 18:39	CAC	EET KNX
Instrument ID: LCA										

Eurofins Knoxville

Lab Chronicle

Client: The Chemours Company FC, LLC
 Project/Site: VES Carbon Bed Inlet - OTM-45

Job ID: 140-33987-1

Client Sample ID: Lab Control Sample Dup

Lab Sample ID: LCSD 140-79697/3-A

Date Collected: N/A

Matrix: Air

Date Received: N/A

Prep Type	Batch Type	Batch Method	Run	Dil Factor	Initial Amount	Final Amount	Batch Number	Prepared or Analyzed	Analyst	Lab
Total/NA	Prep	PFAS Prep			1 Sample	10 mL	79697	10/31/23 13:01	PRR	EET KNX
Total/NA	Analysis	537 (modified)		1	1 mL	1 mL	80290	11/15/23 13:48	CAC	EET KNX
Instrument ID: LCA										

Client Sample ID: Lab Control Sample Dup

Lab Sample ID: LCSD 140-79722/3-B

Date Collected: N/A

Matrix: Air

Date Received: N/A

Prep Type	Batch Type	Batch Method	Run	Dil Factor	Initial Amount	Final Amount	Batch Number	Prepared or Analyzed	Analyst	Lab
Total/NA	Prep	None			1 Sample	50 mL	79722	11/01/23 08:50	PRR	EET KNX
Total/NA	Cleanup	Split			25 mL	10 mL	79802	11/02/23 13:57	PRR	EET KNX
Total/NA	Analysis	537 (modified)		1	1 mL	1 mL	80290	11/15/23 16:18	CAC	EET KNX
Instrument ID: LCA										

Laboratory References:

EET KNX = Eurofins Knoxville, 5815 Middlebrook Pike, Knoxville, TN 37921, TEL (865)291-3000

Accreditation/Certification Summary

Client: The Chemours Company FC, LLC
 Project/Site: VES Carbon Bed Inlet - OTM-45

Job ID: 140-33987-1

Laboratory: Eurofins Knoxville

All accreditations/certifications held by this laboratory are listed. Not all accreditations/certifications are applicable to this report.

Authority	Program	Identification Number	Expiration Date
	AFCEE	N/A	
ANAB	Dept. of Defense ELAP	L2311	02-13-25
ANAB	Dept. of Energy	L2311.01	02-13-25
ANAB	ISO/IEC 17025	L2311	02-13-25
Arkansas DEQ	State	88-0688	06-16-24
Colorado	State	TN00009	02-29-24
Connecticut	State	PH-0223	09-30-25
Florida	NELAP	E87177	06-30-24
Georgia (DW)	State	906	07-27-25
Hawaii	State	NA	07-27-24
Kansas	NELAP	E-10349	10-31-24
Kentucky (DW)	State	90101	12-31-23
Louisiana (All)	NELAP	83979	06-30-24
Louisiana (DW)	State	LA019	12-31-23
Maryland	State	277	03-31-24
Michigan	State	9933	07-27-25
Nevada	State	TN00009	07-31-24
New Hampshire	NELAP	2999	01-17-24
New Jersey	NELAP	TN001	07-01-24
New York	NELAP	10781	03-31-24
North Carolina (DW)	State	21705	07-31-24
North Carolina (WW/SW)	State	64	12-31-23
Oklahoma	State	9415	12-31-23
Oregon	NELAP	TNI0189	01-01-24
Pennsylvania	NELAP	68-00576	12-01-23
Tennessee	State	02014	07-27-25
Texas	NELAP	T104704380-23-18	08-31-24
US Fish & Wildlife	US Federal Programs	058448	07-31-24
USDA	US Federal Programs	525-22-279-18762	10-06-25
Utah	NELAP	TN00009	07-31-24
Virginia	NELAP	460176	09-14-24
Washington	State	C593	01-19-24
West Virginia (DW)	State	9955C	12-31-23
West Virginia DEP	State	345	04-30-24
Wisconsin	State	998044300	08-31-24

Method Summary

Client: The Chemours Company FC, LLC
Project/Site: VES Carbon Bed Inlet - OTM-45

Job ID: 140-33987-1

Method	Method Description	Protocol	Laboratory
537 (modified)	Fluorinated Alkyl Substances	EPA	EET KNX
None	Leaching Procedure	TAL SOP	EET KNX
None	Leaching Procedure for Filter	TAL SOP	EET KNX
PFAS Prep	Preparation, Direct Inject PFAS	TAL-SAC	EET KNX
Split	Source Air Split	None	EET KNX

Protocol References:

- EPA = US Environmental Protection Agency
- None = None
- TAL SOP = TestAmerica Laboratories, Standard Operating Procedure
- TAL-SAC = Eurofins Sacramento, Facility Standard Operating Procedure.

Laboratory References:

- EET KNX = Eurofins Knoxville, 5815 Middlebrook Pike, Knoxville, TN 37921, TEL (865)291-3000



Sample Summary

Client: The Chemours Company FC, LLC
Project/Site: VES Carbon Bed Inlet - OTM-45

Job ID: 140-33987-1

Lab Sample ID	Client Sample ID	Matrix	Collected	Received
140-33987-1	M-1101,1102 VES CB INLET R1 OTM-45 FH	Air	10/09/23 00:00	10/13/23 15:15
140-33987-2	M-1103,1104,1106 VES CB INLET R1 OTM-45 Bl	Air	10/09/23 00:00	10/13/23 15:15
140-33987-3	M-1105 VES CB INLET R1 OTM-45 IMPINGERS 1,2&3 CONDENSATE	Air	10/09/23 00:00	10/13/23 15:15
140-33987-4	M-1107 VES CB INLET R1 OTM-45 BREAKTHROUGH XAD-2 RESIN TUBE	Air	10/09/23 00:00	10/13/23 15:15
140-33987-5	M-1108,1109 VES CB INLET R2 OTM-45 FH	Air	10/10/23 00:00	10/13/23 15:15
140-33987-6	M-1110,1111,1113 VES CB INLET R2 OTM-45 Bl	Air	10/10/23 00:00	10/13/23 15:15
140-33987-7	M-1112 VES CB INLET R2 OTM-45 IMPINGERS 1,2&3 CONDENSATE	Air	10/10/23 00:00	10/13/23 15:15
140-33987-8	M-1114 VES CB INLET R2 OTM-45 BREAKTHROUGH XAD-2 RESIN TUBE	Air	10/10/23 00:00	10/13/23 15:15
140-33987-9	M-1115,1116 VES CB INLET R3 OTM-45 FH	Air	10/10/23 00:00	10/13/23 15:15
140-33987-10	M-1117,1118,1120 VES CB INLET R3 OTM-45 Bl	Air	10/10/23 00:00	10/13/23 15:15
140-33987-11	M-1119 VES CB INLET R3 OTM-45 IMPINGERS 1,2&3 CONDENSATE	Air	10/10/23 00:00	10/13/23 15:15
140-33987-12	M-1121 VES CB INLET R3 OTM-45 BREAKTHROUGH XAD-2 RESIN TUBE	Air	10/10/23 00:00	10/13/23 15:15



Request for Analysis/Chain-of-Custody – RFA/COC #001
The Chemours Company – Fayetteville NC
VES Carbon Bed Inlet



Environment Testing
 TestAmerica

Project Identification:	Chemours Emissions Test
Client Name:	Chemours Company
Client Contact:	Eddie Vega (910) 678-1938
TestAmerica Contact:	Courtney Adkins (865) 291-3019
TestAmerica Project Manager:	Billy Anderson (865) 291-3080

Laboratory Deliverable Turnaround Requirements:	
Analytical Due Date: (Review-Released Data)	21 Days from Lab Receipt
Data Package Due Date:	28 Days from Lab Receipt
Laboratory Destination:	
TestAmerica Laboratories, Inc. 5815 Middlebrook Pike Knoxville, TN 37921	
Lab Phone Number:	865.291.3000
Courier:	Hand Deliver

Analytical Testing QC Requirements:
 The Legend for Project-Specific Quality Control Testing is designated in the "QC" column as follows: "BT" = Blank Train, "RB" = Reagent Blank, "MS" = Matrix Spike, "MSD" = Matrix Spike Duplicate, "DUP" = Duplicate, "PB" = Proof Blank, "TB" = Trip Blank

Project Deliverables:
 Report analytical results on TALS Reports and in data packages. Include "Field Sample Number", "Sample Type", and "Run Number" on all TALS Reports.

Analytical Parameter:	Holding Time Requirements:
HFPO-DA (CAS No. 13252-13-6)	14 Days to Extraction; 40 Days to Analysis



140-33987 Chain of Custody

Field Sample No./Sample Coding ID	Run No.	Sample Collection Date	Project QC Requirements	Sample Bottle/ Container	Sample Type/Analysis	Analytical Specifications
M-1101 VES CB INLET R1 OTM-45 Particulate Filter (Combine with M-1102)	1	10/9/23		125 mL HDPE Wide- Mouth Bottle	Particulate Filter (82.6 mm Whatman Glass Microfiber) OTM-45 Train HFPO-DA Analysis	Knoxville: Spike sample with the isotope Dilution Internal Standard (IDIS) at the regular level. Use the Front-Half Probe Rinse to assist the solvent extraction of the Particulate Filter sample. Analyze for HFPO-DA using method 8321A-HFPO.
M-1102 VES CB INLET R1 OTM-45 FH of Filter Holder & Probe Methanol Rinse (Combine with M-1101)	1	10/9/23		125 mL HDPE Wide- Mouth Bottle	Front Half of Filter Holder & Probe Methanol/5% Ammonium Hydroxide Rinse OTM-45 Train HFPO-DA Analysis	Knoxville: Use this solvent sample in the Particulate Filter extraction.
M-1103 VES CB INLET R1 OTM-45 XAD-2 Resin Tube	1	10/9/23		XAD-2 Resin Tube	XAD-2 Resin Tube OTM-45 Train HFPO-DA Analysis	Knoxville: Spike sample with the isotope Dilution Internal Standard (IDIS) at the regular level. Use the Back-Half Glassware Rinse and the Impinger Glassware Methanol Rinse to assist the solvent extraction of the XAD-2 resin sample. Analyze for HFPO-DA using method 8321A-HFPO.

Request for Analysis/Chain-of-Custody – RFA/COC #001
The Chemours Company – Fayetteville NC
VES Carbon Bed Inlet



Environment Testing
 TestAmerica

- 1
- 2
- 3
- 4
- 5
- 6
- 7
- 8
- 9
- 10
- 11
- 12
- 13
- 14

Field Sample No./Sample Coding ID	Run No.	Sample Collection Date	Project QC Requirements	Sample Bottle/ Container	Sample Type/Analysis	Analytical Specifications
M-1104 VES CB INLET R1 OTM-45 BH of Filter Holder & Coil Condenser Methanol Rinse (Combine with M-1103)	1	10/9/23		125 mL HDPE Wide- Mouth Bottle	Back Half of Filter Holder & Coil Condenser Methanol/5% Ammonium Hydroxide Rinse OTM-45 Train HFPO-DA Analysis	Knoxville: Use this solvent sample and the Impinger Glassware Methanol Rinse in the XAD-2 Resin extraction.
M-1105 VES CB INLET R1 OTM-45 Impingers 1,2 & 3 Condensate	1	10/9/23		500 mL HDPE Wide- Mouth Bottle	Impinger #1, #2 & #3 Condensate OTM-45 Train HFPO-DA Analysis	Knoxville: Analyze the sample for HFPO-DA.
M-1106 VES CB INLET R1 OTM-45 Impinger Glassware MeOH Rinse (Combine with M-1103)	1	10/9/23		250 mL HDPE Wide- Mouth Bottle	Impinger Glassware Methanol/5% Ammonium Hydroxide Rinse OTM-45 Train HFPO-DA Analysis	Knoxville: Use this solvent sample in the XAD-2 Resin Extraction.
M-1107 VES CB INLET R1 OTM-45 Breakthrough XAD-2 Resin Tube	1	10/9/23		XAD-2 Resin Tube	Breakthrough XAD-2 Resin Tube OTM-45 Train HFPO-DA Analysis	Knoxville: Spike sample with the Isotope Dilution Internal Standard (IDIS) at the regular level and perform the regular XAD-2 Resin Extraction. Analyze for HFPO-DA using method 8321A-HFPO.
M-1108 VES CB INLET R2 OTM-45 Particulate Filter (Combine with M-1109)	2	10/10/23		125 mL HDPE Wide- Mouth Bottle	Particulate Filter (82.6 mm Whatman Glass Microfiber) OTM-45 Train HFPO-DA Analysis	Knoxville: Spike sample with the Isotope Dilution Internal Standard (IDIS) at the regular level. Use the Front-Half Probe Rinse to assist the solvent extraction of the Particulate Filter sample. Analyze for HFPO-DA using method 8321A-HFPO.
M-1109 VES CB INLET R2 OTM-45 Front Half of Filter Holder & Probe Methanol Rinse (Combine with M-1108)	2	10/10/23		125 mL HDPE Wide- Mouth Bottle	Front Half of Filter Holder & Probe Methanol/5% Ammonium Hydroxide Rinse OTM-45 Train HFPO-DA Analysis	Knoxville: Use this solvent sample in the Particulate Filter extraction.

Request for Analysis/Chain-of-Custody – RFA/COC #001
The Chemours Company – Fayetteville NC
VES Carbon Bed Inlet



Environment Testing
 TestAmerica

Field Sample No./Sample Coding ID	Run No.	Sample Collection Date	Project QC Requirements	Sample Bottle/ Container	Sample Type/Analysis	Analytical Specifications
M-1110 VES CB INLET R2 OTM-45 XAD-2 Resin Tube	2	10/10/23		XAD-2 Resin Tube	XAD-2 Resin Tube OTM-45 Train HFPO-DA Analysis	Knoxville: Spike sample with the Isotope Dilution Internal Standard (IDIS) at the regular level. Use the Back-Half Glassware Rinse and the Impinger Glassware Methanol Rinse to assist the solvent extraction of the XAD-2 resin sample. Analyze for HFPO-DA using method 8321A-HFPO. Analyze.
M-1111 VES CB INLET R2 OTM-45 BH of Filter Holder & Coil Condenser Methanol Rinse (Combine with M-1110)	2	10/10/23		125 mL HDPE Wide- Mouth Bottle	Back Half of Filter Holder & Coil Condenser Methanol/5% Ammonium Hydroxide Rinse OTM-45 Train HFPO-DA Analysis	Knoxville: Use this solvent sample and the Impinger Glassware Methanol Rinse in the XAD-2 Resin extraction.
M-1112 VES CB INLET R2 OTM-45 Impingers 1,2 & 3 Condensate	2	10/10/23		500 mL HDPE Wide- Mouth Bottle	Impinger #1, #2 & #3 Condensate OTM-45 Train HFPO-DA Analysis	Knoxville: Analyze the sample for HFPO-DA.
M-1113 VES CB INLET R2 OTM-45 Impinger Glassware MeOH Rinse (Combine with M-1110)	2	10/10/23		250 mL HDPE Wide- Mouth Bottle	Impinger Glassware Methanol/5% Ammonium Hydroxide Rinse OTM-45 Train HFPO-DA Analysis	Knoxville: Use this solvent sample in the XAD-2 Resin Extraction.
M-1114 VES CB INLET R2 OTM-45 Breakthrough XAD-2 Resin Tube	2	10/10/23		XAD-2 Resin Tube	Breakthrough XAD-2 Resin Tube OTM-45 Train HFPO-DA Analysis	Knoxville: Spike sample with the Isotope Dilution Internal Standard (IDIS) at the regular level and perform the regular XAD-2 Resin Extraction. Analyze for HFPO-DA using method 8321A-HFPO.

Request for Analysis/Chain-of-Custody – RFA/COC #001
The Chemours Company – Fayetteville NC
VES Carbon Bed Inlet



Environment Testing
 TestAmerica

Field Sample No./Sample Coding ID	Run No.	Sample Collection Date	Project QC Requirements	Sample Bottle/ Container	Sample Type/Analysis	Analytical Specifications
M-1115 VES CB INLET R3 OTM-45 Particulate Filter (Combine with M-1116)	3	10/10/23		125 mL HDPE Wide- Mouth Bottle	Particulate Filter (82.6 mm Whatman Glass Microfiber) OTM-45 Train HFPO-DA Analysis	Knoxville: Spike sample with the Isotope Dilution Internal Standard (IDIS) at the regular level. Use the Front-Half Probe Rinse to assist the solvent extraction of the Particulate Filter sample. Analyze for HFPO-DA using method 8321A-HFPO.
M-1116 VES CB INLET R3 OTM-45 Front Half of Filter Holder & Probe Methanol Rinse (Combine with M-1115)	3	10/10/23		125 mL HDPE Wide- Mouth Bottle	Front Half of Filter Holder & Probe Methanol/5% Ammonium Hydroxide Rinse OTM-45 Train HFPO-DA Analysis	Knoxville: Use this solvent sample in the Particulate Filter extraction.
M-1117 VES CB INLET R3 OTM-45 XAD-2 Resin Tube	3	10/10/23		XAD-2 Resin Tube	XAD-2 Resin Tube OTM-45 Train HFPO-DA Analysis	Knoxville: Spike sample with the Isotope Dilution Internal Standard (IDIS) at the regular level. Use the Back-Half Glassware Rinse and the Impinger Glassware Methanol Rinse to assist the solvent extraction of the XAD-2 resin sample. Analyze for HFPO-DA using method 8321A-HFPO.
M-1118 VES CB INLET R3 OTM-45 BH of Filter Holder & Coil Condenser Methanol Rinse (Combine with M-1117)	3	10/10/23		125 mL HDPE Wide- Mouth Bottle	Back Half of Filter Holder & Coil Condenser Methanol/5% Ammonium Hydroxide Rinse OTM-45 Train HFPO-DA Analysis	Knoxville: Use this solvent sample and the Impinger Glassware Methanol Rinse in the XAD-2 Resin extraction. Analyze for HFPO-DA using method 8321A-HFPO.
M-1119 VES CB INLET R3 OTM-45 Impingers 1,2 & 3 Condensate	3	10/10/23		500 mL HDPE Wide- Mouth Bottle	Impinger #1, #2 & #3 Condensate OTM-45 Train HFPO-DA Analysis	Knoxville: Analyze the sample for HFPO-DA.
M-1120 VES CB INLET R3 OTM-45 Impinger Glassware MeOH Rinse (Combine with M-1117)	3	10/10/23		250 mL HDPE Wide- Mouth Bottle	Impinger Glassware Methanol/5% Ammonium Hydroxide Rinse OTM-45 Train HFPO-DA Analysis	Knoxville: Use this solvent sample in the XAD-2 Resin Extraction.

- 1
- 2
- 3
- 4
- 5
- 6
- 7
- 8
- 9
- 10
- 11
- 12
- 13
- 14

Field Sample No./Sample Coding ID	Run No.	Sample Collection Date	Project QC Requirements	Sample Bottle/ Container	Sample Type/Analysis	Analytical Specifications
M-1121 VES CB INLET R3 OTM-45 Breakthrough XAD-2 Resin Tube	3	10/10/23		XAD-2 Resin Tube	Breakthrough XAD-2 Resin Tube OTM-45 Train HFPO-DA Analysis	Knoxville: Spike sample with the Isotope Dilution Internal Standard (IDIS) at the regular level and perform the regular XAD-2 Resin Extraction. Analyze for HFPO-DA using method 8321A-HFPO.

1
2
3
4
5
6
7
8
9
10
11
12
13
14

Sample Receipt Log and Condition of the Samples Upon Receipt:

Please fill in the following information:

Comments

(Please write "NONE" if no comment applicable)

- | | |
|--|----------------------------------|
| (1) Record the identities of any samples that were listed on the RFA but were not found in the sample shipment. | NONE |
| (2) Record the sample shipping cooler temperature of all coolers transporting samples listed on this RFA: | RT 1.1 / CT 1.0°C |
| (3) Record any apparent sample loss/breakage. | NONE |
| (4) Record any unidentified samples transported with this shipment of samples: | NONE |
| (5) Indicate if all samples were received according to the project's required specifications (i.e. no nonconformance): | HAND DELIVERED, NO CUSTODY SEALS |

Custody Transfer:

Relinquished By:	<u>Patricia Gray</u> Name	<u>Alliance</u> Company	<u>10/11/23/1715</u> Date/Time
Accepted By:	<u>Dorey Colwell</u> Name	<u>ETA KNOX</u> Company	<u>10/12/23 1430</u> Date/Time
Relinquished By:	<u>Dorey Colwell</u> Name	<u>ETA KNOX</u> Company	<u>10/13/23 1515</u> Date/Time
Accepted By:	<u>Ryan [Signature]</u> Name	<u>ETA-KNOX</u> Company	<u>10-13-23 15:15</u> Date/Time
Relinquished By:	_____ Name	_____ Company	_____ Date/Time
Accepted By:	_____ Name	_____ Company	_____ Date/Time
Relinquished By:	_____ Name	_____ Company	_____ Date/Time
Accepted By:	_____ Name	_____ Company	_____ Date/Time

EUROFINS/TEST AMERICA KNOXVILLE SAMPLE RECEIPT/CONDITION UPON RECEIPT ANOMALY CHECKLIST Log In Number:

Loc: 140
33987

Review Items	Yes	No	NA	If No, what was the problem?	Comments/Actions Taken
1. Are the shipping containers intact?	<input checked="" type="checkbox"/>			<input type="checkbox"/> Containers, Broken	
2. Were ambient air containers received intact?				<input type="checkbox"/> Checked in lab	
3. The coolers/containers custody seal if present, is it intact?			<input checked="" type="checkbox"/>	<input type="checkbox"/> Yes <input type="checkbox"/> NA	
4. Is the cooler temperature within limits? (> freezing temp. of water to 6°C, VOST: 10°C) Thermometer ID: <u>SG16</u> Correction factor: <u>-0.1°C</u>	<input checked="" type="checkbox"/>			<input type="checkbox"/> Cooler Out of Temp, Client Contacted, Proceed/Cancel <input type="checkbox"/> Cooler Out of Temp, Same Day Receipt	
5. Were all of the sample containers received intact?	<input checked="" type="checkbox"/>			<input type="checkbox"/> Containers, Broken	
6. Were samples received in appropriate containers?	<input checked="" type="checkbox"/>			<input type="checkbox"/> Containers, Improper; Client Contacted; Proceed/Cancel	
7. Do sample container labels match COC? (IDs, Dates, Times)	<input checked="" type="checkbox"/>			<input type="checkbox"/> COC & Samples Do Not Match <input type="checkbox"/> COC Incorrect/Incomplete <input type="checkbox"/> COC Not Received	
8. Were all of the samples listed on the COC received?	<input checked="" type="checkbox"/>			<input type="checkbox"/> Sample Received, Not on COC <input type="checkbox"/> Sample on COC, Not Received	
9. Is the date/time of sample collection noted?	<input checked="" type="checkbox"/>			<input type="checkbox"/> COC; No Date/Time; Client Contacted	
10. Was the sampler identified on the COC?			<input checked="" type="checkbox"/>	<input type="checkbox"/> Sampler Not Listed on COC	
11. Is the client and project name/# identified?	<input checked="" type="checkbox"/>			<input type="checkbox"/> COC Incorrect/Incomplete	
12. Are tests/parameters listed for each sample?	<input checked="" type="checkbox"/>			<input type="checkbox"/> COC No tests on COC	
13. Is the matrix of the samples noted?	<input checked="" type="checkbox"/>			<input type="checkbox"/> COC Incorrect/Incomplete	
14. Was COC relinquished? (Signed/Dated/Timed)	<input checked="" type="checkbox"/>			<input type="checkbox"/> COC Incorrect/Incomplete	
15. Were samples received within holding time?	<input checked="" type="checkbox"/>			<input type="checkbox"/> Holding Time - Receipt	
16. Were samples received with correct chemical preservative (excluding Encore)?			<input checked="" type="checkbox"/>	<input type="checkbox"/> pH Adjusted, pH Included (See box 16A) <input type="checkbox"/> Incorrect Preservative	
17. Were VOA samples received without headspace?			<input checked="" type="checkbox"/>	<input type="checkbox"/> Headspace (VOA only)	
18. Did you check for residual chlorine, if necessary? (e.g. 1613B, 1668) Chlorine test strip lot number:			<input checked="" type="checkbox"/>	<input type="checkbox"/> Residual Chlorine	
19. For 1613B water samples is pH<9?			<input checked="" type="checkbox"/>	<input type="checkbox"/> If no, notify lab to adjust	
20. For rad samples was sample activity info. Provided?			<input checked="" type="checkbox"/>	<input type="checkbox"/> Project missing info	
Project #: _____ PM Instructions: _____					

Sample Receiving Associate: *[Signature]* Date: 10-14-23 QA026R32.doc, 062719

Box 16A: pH Preservation
Box 18A: Residual Chlorine

Preservative: _____
Lot Number: _____
Exp Date: _____
Analyst: _____
Date: _____
Time: _____

Labeling Verified by: _____ Date: _____
pH test strip lot number: _____

1
2
3
4
5
6
7
8
9
10
11
12
13
14

ANALYTICAL REPORT

PREPARED FOR

Attn: Michael Aucoin
The Chemours Company FC, LLC
c/o AECOM
248 Chapman Rd.
Suite 101
Newark, Delaware 19702
Generated 11/19/2023 5:31:06 PM

JOB DESCRIPTION

VES Carbon Bed Outlet - OTM-45

JOB NUMBER

140-33988-1

Eurofins Knoxville

Job Notes

This report may not be reproduced except in full, and with written approval from the laboratory. The results relate only to the samples tested. For questions please contact the Project Manager at the e-mail address or telephone number listed on this page.

The test results in this report relate only to the samples as received by the laboratory and will meet all requirements of the methodology, with any exceptions noted. This report shall not be reproduced except in full, without the express written approval of the laboratory. All questions should be directed to the Eurofins TestAmerica Project Manager.

Authorization



Generated
11/19/2023 5:31:06 PM

Authorized for release by
Courtney Adkins, Project Manager II
Courtney.Adkins@et.eurofinsus.com
(865)291-3019



Table of Contents

Cover Page	1
Table of Contents	3
Definitions/Glossary	4
Case Narrative	5
Client Sample Results	6
Default Detection Limits	9
Isotope Dilution Summary	10
QC Sample Results	11
QC Association Summary	14
Lab Chronicle	16
Certification Summary	22
Method Summary	23
Sample Summary	24
Chain of Custody	25

Definitions/Glossary

Client: The Chemours Company FC, LLC
Project/Site: VES Carbon Bed Outlet - OTM-45

Job ID: 140-33988-1

Qualifiers

LCMS

Qualifier	Qualifier Description
J	Result is less than the RL but greater than or equal to the MDL and the concentration is an approximate value.

Glossary

Abbreviation	These commonly used abbreviations may or may not be present in this report.
α	Listed under the "D" column to designate that the result is reported on a dry weight basis
%R	Percent Recovery
CFL	Contains Free Liquid
CFU	Colony Forming Unit
CNF	Contains No Free Liquid
DER	Duplicate Error Ratio (normalized absolute difference)
Dil Fac	Dilution Factor
DL	Detection Limit (DoD/DOE)
DL, RA, RE, IN	Indicates a Dilution, Re-analysis, Re-extraction, or additional Initial metals/anion analysis of the sample
DLC	Decision Level Concentration (Radiochemistry)
EDL	Estimated Detection Limit (Dioxin)
LOD	Limit of Detection (DoD/DOE)
LOQ	Limit of Quantitation (DoD/DOE)
MCL	EPA recommended "Maximum Contaminant Level"
MDA	Minimum Detectable Activity (Radiochemistry)
MDC	Minimum Detectable Concentration (Radiochemistry)
MDL	Method Detection Limit
ML	Minimum Level (Dioxin)
MPN	Most Probable Number
MQL	Method Quantitation Limit
NC	Not Calculated
ND	Not Detected at the reporting limit (or MDL or EDL if shown)
NEG	Negative / Absent
POS	Positive / Present
PQL	Practical Quantitation Limit
PRES	Presumptive
QC	Quality Control
RER	Relative Error Ratio (Radiochemistry)
RL	Reporting Limit or Requested Limit (Radiochemistry)
RPD	Relative Percent Difference, a measure of the relative difference between two points
TEF	Toxicity Equivalent Factor (Dioxin)
TEQ	Toxicity Equivalent Quotient (Dioxin)
TNTC	Too Numerous To Count

Case Narrative

Client: The Chemours Company FC, LLC
Project/Site: VES Carbon Bed Outlet - OTM-45

Job ID: 140-33988-1

Job ID: 140-33988-1

Laboratory: Eurofins Knoxville

Narrative

Job Narrative 140-33988-1

Receipt

The samples were received on 10/13/2023 3:15 PM. Unless otherwise noted below, the samples arrived in good condition, and where required, properly preserved and on ice. The temperature of the cooler at receipt was 0.6° C.

LCMS

Method 537 (modified): Results for samples M-1129,1130 VES CB OUTLET R1 OTM-45 FH (140-33988-1), M-1136,1137 VES CB OUTLET R2 OTM-45 FH (140-33988-5) and M-1143,1144 VES CB OUTLET R3 OTM-45 FH (140-33988-9) were reported from the analysis of a diluted extract due to high concentration of the target analyte in the analysis of the undiluted extract. The dilution factor was applied to the labeled internal standard area counts and these area counts were within acceptance limits

Method 537 (modified): The following samples was reported with elevated reporting limits for all analytes: M-1129,1130 VES CB OUTLET R1 OTM-45 FH (140-33988-1), M-1136,1137 VES CB OUTLET R2 OTM-45 FH (140-33988-5) and M-1143,1144 VES CB OUTLET R3 OTM-45 FH (140-33988-9). The sample was analyzed at a dilution based on screening results.

Method 537 (modified): Results for samples M-1131,1132,1134 VES CB OUTLET R1 OTM-45 BH (140-33988-2) were reported from the analysis of a diluted extract due to high concentration of the target analyte in the analysis of the undiluted extract. The dilution factor was applied to the labeled internal standard area counts and these area counts were within acceptance limits

Method 537 (modified): The following samples was reported with elevated reporting limits for all analytes: M-1131,1132,1134 VES CB OUTLET R1 OTM-45 BH (140-33988-2). The sample was analyzed at a dilution based on screening results.

No additional analytical or quality issues were noted, other than those described above or in the Definitions/Glossary page.

Organic Prep

No analytical or quality issues were noted, other than those described in the Definitions/Glossary page.

Client Sample Results

Client: The Chemours Company FC, LLC
 Project/Site: VES Carbon Bed Outlet - OTM-45

Job ID: 140-33988-1

Client Sample ID: M-1129,1130 VES CB OUTLET R1 OTM-45 FH

Lab Sample ID: 140-33988-1

Date Collected: 10/09/23 00:00
 Date Received: 10/13/23 15:15
 Sample Container: Air Train

Matrix: Air

Method: EPA 537 (modified) - Fluorinated Alkyl Substances

Analyte	Result	Qualifier	RL	MDL	Unit	D	Prepared	Analyzed	Dil Fac
HFPO-DA	0.380		0.0100	0.00940	ug/Sample		11/01/23 08:50	11/15/23 17:11	2
<i>Isotope Dilution</i>	<i>%Recovery</i>	<i>Qualifier</i>	<i>Limits</i>				<i>Prepared</i>	<i>Analyzed</i>	<i>Dil Fac</i>
13C3 HFPO-DA	85		25 - 150				11/01/23 08:50	11/15/23 17:11	2

Client Sample ID: M-1131,1132,1134 VES CB OUTLET R1 OTM-45 BH

Lab Sample ID: 140-33988-2

Date Collected: 10/09/23 00:00
 Date Received: 10/13/23 15:15
 Sample Container: Air Train

Matrix: Air

Method: EPA 537 (modified) - Fluorinated Alkyl Substances

Analyte	Result	Qualifier	RL	MDL	Unit	D	Prepared	Analyzed	Dil Fac
HFPO-DA	0.252		0.0400	0.0220	ug/Sample		10/31/23 09:21	11/16/23 13:24	2
<i>Isotope Dilution</i>	<i>%Recovery</i>	<i>Qualifier</i>	<i>Limits</i>				<i>Prepared</i>	<i>Analyzed</i>	<i>Dil Fac</i>
13C3 HFPO-DA	97		25 - 150				10/31/23 09:21	11/16/23 13:24	2

Client Sample ID: M-1133 VES CB OUTLET R1 OTM-45 IMPINGERS 1,2&3 CONDENSATE

Lab Sample ID: 140-33988-3

Date Collected: 10/09/23 00:00
 Date Received: 10/13/23 15:15
 Sample Container: Air Train

Matrix: Air

Method: EPA 537 (modified) - Fluorinated Alkyl Substances

Analyte	Result	Qualifier	RL	MDL	Unit	D	Prepared	Analyzed	Dil Fac
HFPO-DA	ND		0.0746	0.0299	ug/Sample		10/31/23 13:01	11/15/23 14:23	1
<i>Isotope Dilution</i>	<i>%Recovery</i>	<i>Qualifier</i>	<i>Limits</i>				<i>Prepared</i>	<i>Analyzed</i>	<i>Dil Fac</i>
13C3 HFPO-DA	97		25 - 150				10/31/23 13:01	11/15/23 14:23	1

Client Sample ID: M-1135 VES CB OUTLET R1 OTM-45 BREAKTHROUGH XAD-2 RESIN TUBE

Lab Sample ID: 140-33988-4

Date Collected: 10/09/23 00:00
 Date Received: 10/13/23 15:15
 Sample Container: Air Train

Matrix: Air

Method: EPA 537 (modified) - Fluorinated Alkyl Substances

Analyte	Result	Qualifier	RL	MDL	Unit	D	Prepared	Analyzed	Dil Fac
HFPO-DA	ND		0.0200	0.0110	ug/Sample		10/31/23 09:21	11/15/23 20:08	1
<i>Isotope Dilution</i>	<i>%Recovery</i>	<i>Qualifier</i>	<i>Limits</i>				<i>Prepared</i>	<i>Analyzed</i>	<i>Dil Fac</i>
13C3 HFPO-DA	106		25 - 150				10/31/23 09:21	11/15/23 20:08	1

Client Sample Results

Client: The Chemours Company FC, LLC
 Project/Site: VES Carbon Bed Outlet - OTM-45

Job ID: 140-33988-1

Client Sample ID: M-1136,1137 VES CB OUTLET R2 OTM-45

Lab Sample ID: 140-33988-5

FH

Date Collected: 10/10/23 00:00

Matrix: Air

Date Received: 10/13/23 15:15

Sample Container: Air Train

Method: EPA 537 (modified) - Fluorinated Alkyl Substances

Analyte	Result	Qualifier	RL	MDL	Unit	D	Prepared	Analyzed	Dil Fac
HFPO-DA	0.236		0.0102	0.00955	ug/Sample		11/01/23 08:50	11/15/23 17:20	2
<i>Isotope Dilution</i>	<i>%Recovery</i>	<i>Qualifier</i>	<i>Limits</i>				<i>Prepared</i>	<i>Analyzed</i>	<i>Dil Fac</i>
13C3 HFPO-DA	82		25 - 150				11/01/23 08:50	11/15/23 17:20	2

Client Sample ID: M-1138,1139,1141 VES CB OUTLET R2

Lab Sample ID: 140-33988-6

OTM-45 BH

Date Collected: 10/10/23 00:00

Matrix: Air

Date Received: 10/13/23 15:15

Sample Container: Air Train

Method: EPA 537 (modified) - Fluorinated Alkyl Substances

Analyte	Result	Qualifier	RL	MDL	Unit	D	Prepared	Analyzed	Dil Fac
HFPO-DA	0.0301		0.0200	0.0110	ug/Sample		10/31/23 09:21	11/15/23 20:16	1
<i>Isotope Dilution</i>	<i>%Recovery</i>	<i>Qualifier</i>	<i>Limits</i>				<i>Prepared</i>	<i>Analyzed</i>	<i>Dil Fac</i>
13C3 HFPO-DA	106		25 - 150				10/31/23 09:21	11/15/23 20:16	1

Client Sample ID: M-1140 VES CB OUTLET R2 OTM-45

Lab Sample ID: 140-33988-7

IMPINGERS 1,2&3 CONDENSATE

Date Collected: 10/10/23 00:00

Matrix: Air

Date Received: 10/13/23 15:15

Sample Container: Air Train

Method: EPA 537 (modified) - Fluorinated Alkyl Substances

Analyte	Result	Qualifier	RL	MDL	Unit	D	Prepared	Analyzed	Dil Fac
HFPO-DA	ND		0.0735	0.0294	ug/Sample		10/31/23 13:01	11/15/23 14:32	1
<i>Isotope Dilution</i>	<i>%Recovery</i>	<i>Qualifier</i>	<i>Limits</i>				<i>Prepared</i>	<i>Analyzed</i>	<i>Dil Fac</i>
13C3 HFPO-DA	102		25 - 150				10/31/23 13:01	11/15/23 14:32	1

Client Sample ID: M-1142 VES CB OUTLET R2 OTM-45

Lab Sample ID: 140-33988-8

BREAKTHROUGH XAD-2 RESIN TUBE

Date Collected: 10/10/23 00:00

Matrix: Air

Date Received: 10/13/23 15:15

Sample Container: Air Train

Method: EPA 537 (modified) - Fluorinated Alkyl Substances

Analyte	Result	Qualifier	RL	MDL	Unit	D	Prepared	Analyzed	Dil Fac
HFPO-DA	ND		0.0200	0.0110	ug/Sample		10/31/23 09:21	11/15/23 20:25	1
<i>Isotope Dilution</i>	<i>%Recovery</i>	<i>Qualifier</i>	<i>Limits</i>				<i>Prepared</i>	<i>Analyzed</i>	<i>Dil Fac</i>
13C3 HFPO-DA	79		25 - 150				10/31/23 09:21	11/15/23 20:25	1

Eurofins Knoxville

Client Sample Results

Client: The Chemours Company FC, LLC
 Project/Site: VES Carbon Bed Outlet - OTM-45

Job ID: 140-33988-1

Client Sample ID: M-1143,1144 VES CB OUTLET R3 OTM-45 FH

Lab Sample ID: 140-33988-9

Date Collected: 10/10/23 00:00
 Date Received: 10/13/23 15:15
 Sample Container: Air Train

Matrix: Air

Method: EPA 537 (modified) - Fluorinated Alkyl Substances

Analyte	Result	Qualifier	RL	MDL	Unit	D	Prepared	Analyzed	Dil Fac
HFPO-DA	0.300		0.0100	0.00940	ug/Sample		11/01/23 08:50	11/15/23 17:29	2
<i>Isotope Dilution</i>	<i>%Recovery</i>	<i>Qualifier</i>	<i>Limits</i>				<i>Prepared</i>	<i>Analyzed</i>	<i>Dil Fac</i>
13C3 HFPO-DA	74		25 - 150				11/01/23 08:50	11/15/23 17:29	2

Client Sample ID: M-1145,1146,1148 VES CB OUTLET R3 OTM-45 BH

Lab Sample ID: 140-33988-10

Date Collected: 10/10/23 00:00
 Date Received: 10/13/23 15:15
 Sample Container: Air Train

Matrix: Air

Method: EPA 537 (modified) - Fluorinated Alkyl Substances

Analyte	Result	Qualifier	RL	MDL	Unit	D	Prepared	Analyzed	Dil Fac
HFPO-DA	0.0212		0.0200	0.0110	ug/Sample		11/02/23 09:06	11/15/23 21:18	1
<i>Isotope Dilution</i>	<i>%Recovery</i>	<i>Qualifier</i>	<i>Limits</i>				<i>Prepared</i>	<i>Analyzed</i>	<i>Dil Fac</i>
13C3 HFPO-DA	115		25 - 150				11/02/23 09:06	11/15/23 21:18	1

Client Sample ID: M-1147 VES CB OUTLET R3 OTM-45 IMPINGERS 1,2&3 CONDENSATE

Lab Sample ID: 140-33988-11

Date Collected: 10/10/23 00:00
 Date Received: 10/13/23 15:15
 Sample Container: Air Train

Matrix: Air

Method: EPA 537 (modified) - Fluorinated Alkyl Substances

Analyte	Result	Qualifier	RL	MDL	Unit	D	Prepared	Analyzed	Dil Fac
HFPO-DA	ND		0.0781	0.0313	ug/Sample		10/31/23 13:01	11/15/23 14:41	1
<i>Isotope Dilution</i>	<i>%Recovery</i>	<i>Qualifier</i>	<i>Limits</i>				<i>Prepared</i>	<i>Analyzed</i>	<i>Dil Fac</i>
13C3 HFPO-DA	99		25 - 150				10/31/23 13:01	11/15/23 14:41	1

Client Sample ID: M-1149 VES CB OUTLET R3 OTM-45 BREAKTHROUGH XAD-2 RESIN TUBE

Lab Sample ID: 140-33988-12

Date Collected: 10/10/23 00:00
 Date Received: 10/13/23 15:15
 Sample Container: Air Train

Matrix: Air

Method: EPA 537 (modified) - Fluorinated Alkyl Substances

Analyte	Result	Qualifier	RL	MDL	Unit	D	Prepared	Analyzed	Dil Fac
HFPO-DA	ND		0.0200	0.0110	ug/Sample		11/02/23 09:06	11/16/23 13:32	1
<i>Isotope Dilution</i>	<i>%Recovery</i>	<i>Qualifier</i>	<i>Limits</i>				<i>Prepared</i>	<i>Analyzed</i>	<i>Dil Fac</i>
13C3 HFPO-DA	147		25 - 150				11/02/23 09:06	11/16/23 13:32	1

Default Detection Limits

Client: The Chemours Company FC, LLC
Project/Site: VES Carbon Bed Outlet - OTM-45

Job ID: 140-33988-1

Method: 537 (modified) - Fluorinated Alkyl Substances

Prep: None

Analyte	RL	MDL	Units
HFPO-DA	0.00500	0.00470	ug/Sample
HFPO-DA	0.0200	0.0110	ug/Sample

Method: 537 (modified) - Fluorinated Alkyl Substances

Prep: PFAS Prep

Analyte	RL	MDL	Units
HFPO-DA	0.000500	0.000200	ug/Sample

- 1
- 2
- 3
- 4
- 5
- 6
- 7
- 8
- 9
- 10
- 11
- 12
- 13
- 14

Isotope Dilution Summary

Client: The Chemours Company FC, LLC
 Project/Site: VES Carbon Bed Outlet - OTM-45

Job ID: 140-33988-1

Method: 537 (modified) - Fluorinated Alkyl Substances

Matrix: Air

Prep Type: Total/NA

		Percent Isotope Dilution Recovery (Acceptance Limits)			
Lab Sample ID	Client Sample ID	HFPODA (25-150)			
140-33988-1	M-1129,1130 VES CB OUTLET	85			
140-33988-2	M-1131,1132,1134 VES CB OUTLET R1 OTM-45 BH	97			
140-33988-3	M-1133 VES CB OUTLET R1 OTM-45 IMPINGERS 1,2&3 CONDENSATE	97			
140-33988-4	M-1135 VES CB OUTLET R1 OTM-45 BREAKTHROUGH XAD-2 RESIN TUBE	106			
140-33988-5	M-1136,1137 VES CB OUTLET R2 OTM-45 FH	82			
140-33988-6	M-1138,1139,1141 VES CB OUTLET R2 OTM-45 BH	106			
140-33988-7	M-1140 VES CB OUTLET R2 OTM-45 IMPINGERS 1,2&3 CONDENSATE	102			
140-33988-8	M-1142 VES CB OUTLET R2 OTM-45 BREAKTHROUGH XAD-2 RESIN TUBE	79			
140-33988-9	M-1143,1144 VES CB OUTLET R3 OTM-45 FH	74			
140-33988-10	M-1145,1146,1148 VES CB OUTLET R3 OTM-45 BH	115			
140-33988-11	M-1147 VES CB OUTLET R3 OTM-45 IMPINGERS 1,2&3 CONDENSATE	99			
140-33988-12	M-1149 VES CB OUTLET R3 OTM-45 BREAKTHROUGH XAD-2 RESIN TUBE	147			
LCS 140-79675/2-B	Lab Control Sample	95			
LCS 140-79697/2-A	Lab Control Sample	98			
LCS 140-79722/2-B	Lab Control Sample	75			
LCS 140-79779/2-B	Lab Control Sample	75			
LCSD 140-79675/3-B	Lab Control Sample Dup	90			
LCSD 140-79697/3-A	Lab Control Sample Dup	96			
LCSD 140-79722/3-B	Lab Control Sample Dup	72			
LCSD 140-79779/3-B	Lab Control Sample Dup	96			
MB 140-79675/1-B	Method Blank	98			
MB 140-79697/1-A	Method Blank	93			
MB 140-79722/1-B	Method Blank	72			
MB 140-79779/1-B	Method Blank	87			

Surrogate Legend

HFPODA = 13C3 HFPO-DA

QC Sample Results

Client: The Chemours Company FC, LLC
 Project/Site: VES Carbon Bed Outlet - OTM-45

Job ID: 140-33988-1

Method: 537 (modified) - Fluorinated Alkyl Substances

Lab Sample ID: MB 140-79675/1-B
Matrix: Air
Analysis Batch: 80290

Client Sample ID: Method Blank
Prep Type: Total/NA
Prep Batch: 79675

Analyte	MB Result	MB Qualifier	RL	MDL	Unit	D	Prepared	Analyzed	Dil Fac
HFPO-DA	ND		0.0200	0.0110	ug/Sample		10/31/23 09:21	11/15/23 18:22	1
Isotope Dilution	MB %Recovery	MB Qualifier	Limits				Prepared	Analyzed	Dil Fac
13C3 HFPO-DA	98		25 - 150				10/31/23 09:21	11/15/23 18:22	1

Lab Sample ID: LCS 140-79675/2-B
Matrix: Air
Analysis Batch: 80290

Client Sample ID: Lab Control Sample
Prep Type: Total/NA
Prep Batch: 79675

Analyte	Spike Added	LCS Result	LCS Qualifier	Unit	D	%Rec	%Rec Limits
HFPO-DA	0.0200	0.01846	J	ug/Sample		92	60 - 140
Isotope Dilution	LCS %Recovery	LCS Qualifier	Limits				
13C3 HFPO-DA	95		25 - 150				

Lab Sample ID: LCSD 140-79675/3-B
Matrix: Air
Analysis Batch: 80290

Client Sample ID: Lab Control Sample Dup
Prep Type: Total/NA
Prep Batch: 79675

Analyte	Spike Added	LCSD Result	LCSD Qualifier	Unit	D	%Rec	%Rec Limits	RPD	RPD Limit
HFPO-DA	0.0200	0.01730	J	ug/Sample		86	60 - 140	7	30
Isotope Dilution	LCSD %Recovery	LCSD Qualifier	Limits						
13C3 HFPO-DA	90		25 - 150						

Lab Sample ID: MB 140-79697/1-A
Matrix: Air
Analysis Batch: 80290

Client Sample ID: Method Blank
Prep Type: Total/NA
Prep Batch: 79697

Analyte	MB Result	MB Qualifier	RL	MDL	Unit	D	Prepared	Analyzed	Dil Fac
HFPO-DA	ND		0.000500	0.000200	ug/Sample		10/31/23 13:01	11/15/23 13:29	1
Isotope Dilution	MB %Recovery	MB Qualifier	Limits				Prepared	Analyzed	Dil Fac
13C3 HFPO-DA	93		25 - 150				10/31/23 13:01	11/15/23 13:29	1

Lab Sample ID: LCS 140-79697/2-A
Matrix: Air
Analysis Batch: 80290

Client Sample ID: Lab Control Sample
Prep Type: Total/NA
Prep Batch: 79697

Analyte	Spike Added	LCS Result	LCS Qualifier	Unit	D	%Rec	%Rec Limits
HFPO-DA	0.0100	0.008908		ug/Sample		89	60 - 140
Isotope Dilution	LCS %Recovery	LCS Qualifier	Limits				
13C3 HFPO-DA	98		25 - 150				

QC Sample Results

Client: The Chemours Company FC, LLC
 Project/Site: VES Carbon Bed Outlet - OTM-45

Job ID: 140-33988-1

Method: 537 (modified) - Fluorinated Alkyl Substances (Continued)

Lab Sample ID: LCSD 140-79697/3-A
Matrix: Air
Analysis Batch: 80290

Client Sample ID: Lab Control Sample Dup
Prep Type: Total/NA
Prep Batch: 79697

Analyte	Spike Added	LCSD Result	LCSD Qualifier	Unit	D	%Rec	%Rec Limits	RPD	RPD Limit
HFPO-DA	0.0100	0.009581		ug/Sample		96	60 - 140	7	30
		LCS	LCS						
Isotope Dilution	%Recovery	Qualifier	Limits						
13C3 HFPO-DA	96		25 - 150						

Lab Sample ID: MB 140-79722/1-B
Matrix: Air
Analysis Batch: 80290

Client Sample ID: Method Blank
Prep Type: Total/NA
Prep Batch: 79722

Analyte	MB Result	MB Qualifier	RL	MDL	Unit	D	Prepared	Analyzed	Dil Fac
HFPO-DA	ND		0.00500	0.00470	ug/Sample		11/01/23 08:50	11/15/23 16:01	1
		MB	MB						
Isotope Dilution	%Recovery	Qualifier	Limits						
13C3 HFPO-DA	72		25 - 150						
				Prepared		Analyzed			
				11/01/23 08:50		11/15/23 16:01			

Lab Sample ID: LCS 140-79722/2-B
Matrix: Air
Analysis Batch: 80290

Client Sample ID: Lab Control Sample
Prep Type: Total/NA
Prep Batch: 79722

Analyte	Spike Added	LCS Result	LCS Qualifier	Unit	D	%Rec	%Rec Limits		
HFPO-DA	0.0200	0.01958		ug/Sample		98	60 - 140		
		LCS	LCS						
Isotope Dilution	%Recovery	Qualifier	Limits						
13C3 HFPO-DA	75		25 - 150						

Lab Sample ID: LCSD 140-79722/3-B
Matrix: Air
Analysis Batch: 80290

Client Sample ID: Lab Control Sample Dup
Prep Type: Total/NA
Prep Batch: 79722

Analyte	Spike Added	LCSD Result	LCSD Qualifier	Unit	D	%Rec	%Rec Limits	RPD	RPD Limit
HFPO-DA	0.0200	0.01921		ug/Sample		96	60 - 140	2	30
		LCS	LCS						
Isotope Dilution	%Recovery	Qualifier	Limits						
13C3 HFPO-DA	72		25 - 150						

Lab Sample ID: MB 140-79779/1-B
Matrix: Air
Analysis Batch: 80290

Client Sample ID: Method Blank
Prep Type: Total/NA
Prep Batch: 79779

Analyte	MB Result	MB Qualifier	RL	MDL	Unit	D	Prepared	Analyzed	Dil Fac
HFPO-DA	ND		0.0200	0.0110	ug/Sample		11/02/23 09:06	11/15/23 20:52	1
		MB	MB						
Isotope Dilution	%Recovery	Qualifier	Limits						
13C3 HFPO-DA	87		25 - 150						
				Prepared		Analyzed			
				11/02/23 09:06		11/15/23 20:52			

Eurofins Knoxville

QC Sample Results

Client: The Chemours Company FC, LLC
 Project/Site: VES Carbon Bed Outlet - OTM-45

Job ID: 140-33988-1

Method: 537 (modified) - Fluorinated Alkyl Substances (Continued)

Lab Sample ID: LCS 140-79779/2-B
Matrix: Air
Analysis Batch: 80290

Client Sample ID: Lab Control Sample
Prep Type: Total/NA
Prep Batch: 79779

Analyte	Spike Added	LCS Result	LCS Qualifier	Unit	D	%Rec	%Rec Limits
HFPO-DA	0.0200	0.01899	J	ug/Sample		95	60 - 140
		LCS LCS					
Isotope Dilution		%Recovery	Qualifier	Limits			
13C3 HFPO-DA		75		25 - 150			

Lab Sample ID: LCSD 140-79779/3-B
Matrix: Air
Analysis Batch: 80290

Client Sample ID: Lab Control Sample Dup
Prep Type: Total/NA
Prep Batch: 79779

Analyte	Spike Added	LCSD Result	LCSD Qualifier	Unit	D	%Rec	%Rec Limits	RPD	RPD Limit
HFPO-DA	0.0200	0.01790	J	ug/Sample		90	60 - 140	6	30
		LCSD LCSD							
Isotope Dilution		%Recovery	Qualifier	Limits					
13C3 HFPO-DA		96		25 - 150					

QC Association Summary

Client: The Chemours Company FC, LLC
 Project/Site: VES Carbon Bed Outlet - OTM-45

Job ID: 140-33988-1

LCMS

Prep Batch: 79675

Lab Sample ID	Client Sample ID	Prep Type	Matrix	Method	Prep Batch
140-33988-2	M-1131,1132,1134 VES CB OUTLET R1 OTM-45	Total/NA	Air	None	
140-33988-4	M-1135 VES CB OUTLET R1 OTM-45 BREAKTH	Total/NA	Air	None	
140-33988-6	M-1138,1139,1141 VES CB OUTLET R2 OTM-45	Total/NA	Air	None	
140-33988-8	M-1142 VES CB OUTLET R2 OTM-45 BREAKTH	Total/NA	Air	None	
MB 140-79675/1-B	Method Blank	Total/NA	Air	None	
LCS 140-79675/2-B	Lab Control Sample	Total/NA	Air	None	
LCSD 140-79675/3-B	Lab Control Sample Dup	Total/NA	Air	None	

Prep Batch: 79697

Lab Sample ID	Client Sample ID	Prep Type	Matrix	Method	Prep Batch
140-33988-3	M-1133 VES CB OUTLET R1 OTM-45 IMPINGEF	Total/NA	Air	PFAS Prep	
140-33988-7	M-1140 VES CB OUTLET R2 OTM-45 IMPINGEF	Total/NA	Air	PFAS Prep	
140-33988-11	M-1147 VES CB OUTLET R3 OTM-45 IMPINGEF	Total/NA	Air	PFAS Prep	
MB 140-79697/1-A	Method Blank	Total/NA	Air	PFAS Prep	
LCS 140-79697/2-A	Lab Control Sample	Total/NA	Air	PFAS Prep	
LCSD 140-79697/3-A	Lab Control Sample Dup	Total/NA	Air	PFAS Prep	

Prep Batch: 79722

Lab Sample ID	Client Sample ID	Prep Type	Matrix	Method	Prep Batch
140-33988-1	M-1129,1130 VES CB OUTLET R1 OTM-45 FH	Total/NA	Air	None	
140-33988-5	M-1136,1137 VES CB OUTLET R2 OTM-45 FH	Total/NA	Air	None	
140-33988-9	M-1143,1144 VES CB OUTLET R3 OTM-45 FH	Total/NA	Air	None	
MB 140-79722/1-B	Method Blank	Total/NA	Air	None	
LCS 140-79722/2-B	Lab Control Sample	Total/NA	Air	None	
LCSD 140-79722/3-B	Lab Control Sample Dup	Total/NA	Air	None	

Prep Batch: 79779

Lab Sample ID	Client Sample ID	Prep Type	Matrix	Method	Prep Batch
140-33988-10	M-1145,1146,1148 VES CB OUTLET R3 OTM-45	Total/NA	Air	None	
140-33988-12	M-1149 VES CB OUTLET R3 OTM-45 BREAKTH	Total/NA	Air	None	
MB 140-79779/1-B	Method Blank	Total/NA	Air	None	
LCS 140-79779/2-B	Lab Control Sample	Total/NA	Air	None	
LCSD 140-79779/3-B	Lab Control Sample Dup	Total/NA	Air	None	

Cleanup Batch: 79802

Lab Sample ID	Client Sample ID	Prep Type	Matrix	Method	Prep Batch
140-33988-1	M-1129,1130 VES CB OUTLET R1 OTM-45 FH	Total/NA	Air	Split	79722
140-33988-5	M-1136,1137 VES CB OUTLET R2 OTM-45 FH	Total/NA	Air	Split	79722
140-33988-9	M-1143,1144 VES CB OUTLET R3 OTM-45 FH	Total/NA	Air	Split	79722
MB 140-79722/1-B	Method Blank	Total/NA	Air	Split	79722
LCS 140-79722/2-B	Lab Control Sample	Total/NA	Air	Split	79722
LCSD 140-79722/3-B	Lab Control Sample Dup	Total/NA	Air	Split	79722

Cleanup Batch: 79849

Lab Sample ID	Client Sample ID	Prep Type	Matrix	Method	Prep Batch
140-33988-2	M-1131,1132,1134 VES CB OUTLET R1 OTM-45	Total/NA	Air	Split	79675
140-33988-4	M-1135 VES CB OUTLET R1 OTM-45 BREAKTH	Total/NA	Air	Split	79675
140-33988-6	M-1138,1139,1141 VES CB OUTLET R2 OTM-45	Total/NA	Air	Split	79675
140-33988-8	M-1142 VES CB OUTLET R2 OTM-45 BREAKTH	Total/NA	Air	Split	79675
MB 140-79675/1-B	Method Blank	Total/NA	Air	Split	79675
LCS 140-79675/2-B	Lab Control Sample	Total/NA	Air	Split	79675

Eurofins Knoxville

QC Association Summary

Client: The Chemours Company FC, LLC
 Project/Site: VES Carbon Bed Outlet - OTM-45

Job ID: 140-33988-1

LCMS (Continued)

Cleanup Batch: 79849 (Continued)

Lab Sample ID	Client Sample ID	Prep Type	Matrix	Method	Prep Batch
LCSD 140-79675/3-B	Lab Control Sample Dup	Total/NA	Air	Split	79675

Cleanup Batch: 79917

Lab Sample ID	Client Sample ID	Prep Type	Matrix	Method	Prep Batch
140-33988-10	M-1145,1146,1148 VES CB OUTLET R3 OTM-45	Total/NA	Air	Split	79779
140-33988-12	M-1149 VES CB OUTLET R3 OTM-45 BREAKTH	Total/NA	Air	Split	79779
MB 140-79779/1-B	Method Blank	Total/NA	Air	Split	79779
LCS 140-79779/2-B	Lab Control Sample	Total/NA	Air	Split	79779
LCSD 140-79779/3-B	Lab Control Sample Dup	Total/NA	Air	Split	79779

Analysis Batch: 80290

Lab Sample ID	Client Sample ID	Prep Type	Matrix	Method	Prep Batch
140-33988-1	M-1129,1130 VES CB OUTLET R1 OTM-45 FH	Total/NA	Air	537 (modified)	79802
140-33988-3	M-1133 VES CB OUTLET R1 OTM-45 IMPINGEF	Total/NA	Air	537 (modified)	79697
140-33988-4	M-1135 VES CB OUTLET R1 OTM-45 BREAKTH	Total/NA	Air	537 (modified)	79849
140-33988-5	M-1136,1137 VES CB OUTLET R2 OTM-45 FH	Total/NA	Air	537 (modified)	79802
140-33988-6	M-1138,1139,1141 VES CB OUTLET R2 OTM-45	Total/NA	Air	537 (modified)	79849
140-33988-7	M-1140 VES CB OUTLET R2 OTM-45 IMPINGEF	Total/NA	Air	537 (modified)	79697
140-33988-8	M-1142 VES CB OUTLET R2 OTM-45 BREAKTH	Total/NA	Air	537 (modified)	79849
140-33988-9	M-1143,1144 VES CB OUTLET R3 OTM-45 FH	Total/NA	Air	537 (modified)	79802
140-33988-10	M-1145,1146,1148 VES CB OUTLET R3 OTM-45	Total/NA	Air	537 (modified)	79917
140-33988-11	M-1147 VES CB OUTLET R3 OTM-45 IMPINGEF	Total/NA	Air	537 (modified)	79697
MB 140-79675/1-B	Method Blank	Total/NA	Air	537 (modified)	79849
MB 140-79697/1-A	Method Blank	Total/NA	Air	537 (modified)	79697
MB 140-79722/1-B	Method Blank	Total/NA	Air	537 (modified)	79802
MB 140-79779/1-B	Method Blank	Total/NA	Air	537 (modified)	79917
LCS 140-79675/2-B	Lab Control Sample	Total/NA	Air	537 (modified)	79849
LCS 140-79697/2-A	Lab Control Sample	Total/NA	Air	537 (modified)	79697
LCS 140-79722/2-B	Lab Control Sample	Total/NA	Air	537 (modified)	79802
LCS 140-79779/2-B	Lab Control Sample	Total/NA	Air	537 (modified)	79917
LCSD 140-79675/3-B	Lab Control Sample Dup	Total/NA	Air	537 (modified)	79849
LCSD 140-79697/3-A	Lab Control Sample Dup	Total/NA	Air	537 (modified)	79697
LCSD 140-79722/3-B	Lab Control Sample Dup	Total/NA	Air	537 (modified)	79802
LCSD 140-79779/3-B	Lab Control Sample Dup	Total/NA	Air	537 (modified)	79917

Analysis Batch: 80336

Lab Sample ID	Client Sample ID	Prep Type	Matrix	Method	Prep Batch
140-33988-2	M-1131,1132,1134 VES CB OUTLET R1 OTM-45	Total/NA	Air	537 (modified)	79849
140-33988-12	M-1149 VES CB OUTLET R3 OTM-45 BREAKTH	Total/NA	Air	537 (modified)	79917

Lab Chronicle

Client: The Chemours Company FC, LLC
Project/Site: VES Carbon Bed Outlet - OTM-45

Job ID: 140-33988-1

Client Sample ID: M-1129,1130 VES CB OUTLET R1 OTM-45 FH

Lab Sample ID: 140-33988-1

Date Collected: 10/09/23 00:00

Matrix: Air

Date Received: 10/13/23 15:15

Prep Type	Batch Type	Batch Method	Run	Dil Factor	Initial Amount	Final Amount	Batch Number	Prepared or Analyzed	Analyst	Lab
Total/NA	Prep	None			1 Sample	110 mL	79722	11/01/23 08:50	PRR	EET KNX
Total/NA	Cleanup	Split			55 mL	10 mL	79802	11/02/23 13:57	PRR	EET KNX
Total/NA	Analysis	537 (modified)		2	1 mL	1 mL	80290	11/15/23 17:11	CAC	EET KNX
Instrument ID: LCA										

Client Sample ID: M-1131,1132,1134 VES CB OUTLET R1 OTM-45 BH

Lab Sample ID: 140-33988-2

Date Collected: 10/09/23 00:00

Matrix: Air

Date Received: 10/13/23 15:15

Prep Type	Batch Type	Batch Method	Run	Dil Factor	Initial Amount	Final Amount	Batch Number	Prepared or Analyzed	Analyst	Lab
Total/NA	Prep	None			1 Sample	360 mL	79675	10/31/23 09:21	PRR	EET KNX
Total/NA	Cleanup	Split			180 mL	10 mL	79849	11/03/23 11:53	PRR	EET KNX
Total/NA	Analysis	537 (modified)		2	1 mL	1 mL	80336	11/16/23 13:24	CAC	EET KNX
Instrument ID: LCA										

Client Sample ID: M-1133 VES CB OUTLET R1 OTM-45 IMPINGERS 1,2&3 CONDENSATE

Lab Sample ID: 140-33988-3

Date Collected: 10/09/23 00:00

Matrix: Air

Date Received: 10/13/23 15:15

Prep Type	Batch Type	Batch Method	Run	Dil Factor	Initial Amount	Final Amount	Batch Number	Prepared or Analyzed	Analyst	Lab
Total/NA	Prep	PFAS Prep			0.0067 Sample	10 mL	79697	10/31/23 13:01	PRR	EET KNX
Total/NA	Analysis	537 (modified)		1	1 mL	1 mL	80290	11/15/23 14:23	CAC	EET KNX
Instrument ID: LCA										

Client Sample ID: M-1135 VES CB OUTLET R1 OTM-45 BREAKTHROUGH XAD-2 RESIN TUBE

Lab Sample ID: 140-33988-4

Date Collected: 10/09/23 00:00

Matrix: Air

Date Received: 10/13/23 15:15

Prep Type	Batch Type	Batch Method	Run	Dil Factor	Initial Amount	Final Amount	Batch Number	Prepared or Analyzed	Analyst	Lab
Total/NA	Prep	None			1 Sample	360 mL	79675	10/31/23 09:21	PRR	EET KNX
Total/NA	Cleanup	Split			180 mL	10 mL	79849	11/03/23 11:53	PRR	EET KNX
Total/NA	Analysis	537 (modified)		1	1 mL	1 mL	80290	11/15/23 20:08	CAC	EET KNX
Instrument ID: LCA										

Eurofins Knoxville

Lab Chronicle

Client: The Chemours Company FC, LLC
 Project/Site: VES Carbon Bed Outlet - OTM-45

Job ID: 140-33988-1

Client Sample ID: M-1136,1137 VES CB OUTLET R2 OTM-45 FH

Lab Sample ID: 140-33988-5

Date Collected: 10/10/23 00:00

Matrix: Air

Date Received: 10/13/23 15:15

Prep Type	Batch Type	Batch Method	Run	Dil Factor	Initial Amount	Final Amount	Batch Number	Prepared or Analyzed	Analyst	Lab
Total/NA	Prep	None			1 Sample	65 mL	79722	11/01/23 08:50	PRR	EET KNX
Total/NA	Cleanup	Split			32 mL	10 mL	79802	11/02/23 13:57	PRR	EET KNX
Total/NA	Analysis	537 (modified)		2	1 mL	1 mL	80290	11/15/23 17:20	CAC	EET KNX
Instrument ID: LCA										

Client Sample ID: M-1138,1139,1141 VES CB OUTLET R2 OTM-45 BH

Lab Sample ID: 140-33988-6

Date Collected: 10/10/23 00:00

Matrix: Air

Date Received: 10/13/23 15:15

Prep Type	Batch Type	Batch Method	Run	Dil Factor	Initial Amount	Final Amount	Batch Number	Prepared or Analyzed	Analyst	Lab
Total/NA	Prep	None			1 Sample	360 mL	79675	10/31/23 09:21	PRR	EET KNX
Total/NA	Cleanup	Split			180 mL	10 mL	79849	11/03/23 11:53	PRR	EET KNX
Total/NA	Analysis	537 (modified)		1	1 mL	1 mL	80290	11/15/23 20:16	CAC	EET KNX
Instrument ID: LCA										

Client Sample ID: M-1140 VES CB OUTLET R2 OTM-45 IMPINGERS 1,2&3 CONDENSATE

Lab Sample ID: 140-33988-7

Date Collected: 10/10/23 00:00

Matrix: Air

Date Received: 10/13/23 15:15

Prep Type	Batch Type	Batch Method	Run	Dil Factor	Initial Amount	Final Amount	Batch Number	Prepared or Analyzed	Analyst	Lab
Total/NA	Prep	PFAS Prep			0.0068 Sample	10 mL	79697	10/31/23 13:01	PRR	EET KNX
Total/NA	Analysis	537 (modified)		1	1 mL	1 mL	80290	11/15/23 14:32	CAC	EET KNX
Instrument ID: LCA										

Client Sample ID: M-1142 VES CB OUTLET R2 OTM-45 BREAKTHROUGH XAD-2 RESIN TUBE

Lab Sample ID: 140-33988-8

Date Collected: 10/10/23 00:00

Matrix: Air

Date Received: 10/13/23 15:15

Prep Type	Batch Type	Batch Method	Run	Dil Factor	Initial Amount	Final Amount	Batch Number	Prepared or Analyzed	Analyst	Lab
Total/NA	Prep	None			1 Sample	360 mL	79675	10/31/23 09:21	PRR	EET KNX
Total/NA	Cleanup	Split			180 mL	10 mL	79849	11/03/23 11:53	PRR	EET KNX
Total/NA	Analysis	537 (modified)		1	1 mL	1 mL	80290	11/15/23 20:25	CAC	EET KNX
Instrument ID: LCA										

Lab Chronicle

Client: The Chemours Company FC, LLC
 Project/Site: VES Carbon Bed Outlet - OTM-45

Job ID: 140-33988-1

Client Sample ID: M-1143,1144 VES CB OUTLET R3 OTM-45 FH

Lab Sample ID: 140-33988-9

Date Collected: 10/10/23 00:00

Matrix: Air

Date Received: 10/13/23 15:15

Prep Type	Batch Type	Batch Method	Run	Dil Factor	Initial Amount	Final Amount	Batch Number	Prepared or Analyzed	Analyst	Lab
Total/NA	Prep	None			1 Sample	76 mL	79722	11/01/23 08:50	PRR	EET KNX
Total/NA	Cleanup	Split			38 mL	10 mL	79802	11/02/23 13:57	PRR	EET KNX
Total/NA	Analysis	537 (modified)		2	1 mL	1 mL	80290	11/15/23 17:29	CAC	EET KNX
Instrument ID: LCA										

Client Sample ID: M-1145,1146,1148 VES CB OUTLET R3 OTM-45 BH

Lab Sample ID: 140-33988-10

Date Collected: 10/10/23 00:00

Matrix: Air

Date Received: 10/13/23 15:15

Prep Type	Batch Type	Batch Method	Run	Dil Factor	Initial Amount	Final Amount	Batch Number	Prepared or Analyzed	Analyst	Lab
Total/NA	Prep	None			1 Sample	360 mL	79779	11/02/23 09:06	PRR	EET KNX
Total/NA	Cleanup	Split			180 mL	10 mL	79917	11/06/23 10:59	PRR	EET KNX
Total/NA	Analysis	537 (modified)		1	1 mL	1 mL	80290	11/15/23 21:18	CAC	EET KNX
Instrument ID: LCA										

Client Sample ID: M-1147 VES CB OUTLET R3 OTM-45 IMPINGERS 1,2&3 CONDENSATE

Lab Sample ID: 140-33988-11

Date Collected: 10/10/23 00:00

Matrix: Air

Date Received: 10/13/23 15:15

Prep Type	Batch Type	Batch Method	Run	Dil Factor	Initial Amount	Final Amount	Batch Number	Prepared or Analyzed	Analyst	Lab
Total/NA	Prep	PFAS Prep			0.0064 Sample	10 mL	79697	10/31/23 13:01	PRR	EET KNX
Total/NA	Analysis	537 (modified)		1	1 mL	1 mL	80290	11/15/23 14:41	CAC	EET KNX
Instrument ID: LCA										

Client Sample ID: M-1149 VES CB OUTLET R3 OTM-45 BREAKTHROUGH XAD-2 RESIN TUBE

Lab Sample ID: 140-33988-12

Date Collected: 10/10/23 00:00

Matrix: Air

Date Received: 10/13/23 15:15

Prep Type	Batch Type	Batch Method	Run	Dil Factor	Initial Amount	Final Amount	Batch Number	Prepared or Analyzed	Analyst	Lab
Total/NA	Prep	None			1 Sample	360 mL	79779	11/02/23 09:06	PRR	EET KNX
Total/NA	Cleanup	Split			180 mL	10 mL	79917	11/06/23 10:59	PRR	EET KNX
Total/NA	Analysis	537 (modified)		1	1 mL	1 mL	80336	11/16/23 13:32	CAC	EET KNX
Instrument ID: LCA										

Lab Chronicle

Client: The Chemours Company FC, LLC
Project/Site: VES Carbon Bed Outlet - OTM-45

Job ID: 140-33988-1

Client Sample ID: Method Blank

Lab Sample ID: MB 140-79675/1-B

Date Collected: N/A

Matrix: Air

Date Received: N/A

Prep Type	Batch Type	Batch Method	Run	Dil Factor	Initial Amount	Final Amount	Batch Number	Prepared or Analyzed	Analyst	Lab
Total/NA	Prep	None			1 Sample	360 mL	79675	10/31/23 09:21	PRR	EET KNX
Total/NA	Cleanup	Split			180 mL	10 mL	79849	11/03/23 11:53	PRR	EET KNX
Total/NA	Analysis	537 (modified)		1	1 mL	1 mL	80290	11/15/23 18:22	CAC	EET KNX

Instrument ID: LCA

Client Sample ID: Method Blank

Lab Sample ID: MB 140-79697/1-A

Date Collected: N/A

Matrix: Air

Date Received: N/A

Prep Type	Batch Type	Batch Method	Run	Dil Factor	Initial Amount	Final Amount	Batch Number	Prepared or Analyzed	Analyst	Lab
Total/NA	Prep	PFAS Prep			1 Sample	10 mL	79697	10/31/23 13:01	PRR	EET KNX
Total/NA	Analysis	537 (modified)		1	1 mL	1 mL	80290	11/15/23 13:29	CAC	EET KNX

Instrument ID: LCA

Client Sample ID: Method Blank

Lab Sample ID: MB 140-79722/1-B

Date Collected: N/A

Matrix: Air

Date Received: N/A

Prep Type	Batch Type	Batch Method	Run	Dil Factor	Initial Amount	Final Amount	Batch Number	Prepared or Analyzed	Analyst	Lab
Total/NA	Prep	None			1 Sample	50 mL	79722	11/01/23 08:50	PRR	EET KNX
Total/NA	Cleanup	Split			25 mL	10 mL	79802	11/02/23 13:57	PRR	EET KNX
Total/NA	Analysis	537 (modified)		1	1 mL	1 mL	80290	11/15/23 16:01	CAC	EET KNX

Instrument ID: LCA

Client Sample ID: Method Blank

Lab Sample ID: MB 140-79779/1-B

Date Collected: N/A

Matrix: Air

Date Received: N/A

Prep Type	Batch Type	Batch Method	Run	Dil Factor	Initial Amount	Final Amount	Batch Number	Prepared or Analyzed	Analyst	Lab
Total/NA	Prep	None			1 Sample	360 mL	79779	11/02/23 09:06	PRR	EET KNX
Total/NA	Cleanup	Split			180 mL	10 mL	79917	11/06/23 10:59	PRR	EET KNX
Total/NA	Analysis	537 (modified)		1	1 mL	1 mL	80290	11/15/23 20:52	CAC	EET KNX

Instrument ID: LCA

Client Sample ID: Lab Control Sample

Lab Sample ID: LCS 140-79675/2-B

Date Collected: N/A

Matrix: Air

Date Received: N/A

Prep Type	Batch Type	Batch Method	Run	Dil Factor	Initial Amount	Final Amount	Batch Number	Prepared or Analyzed	Analyst	Lab
Total/NA	Prep	None			1 Sample	360 mL	79675	10/31/23 09:21	PRR	EET KNX
Total/NA	Cleanup	Split			180 mL	10 mL	79849	11/03/23 11:53	PRR	EET KNX
Total/NA	Analysis	537 (modified)		1	1 mL	1 mL	80290	11/15/23 18:31	CAC	EET KNX

Instrument ID: LCA

Eurofins Knoxville

Lab Chronicle

Client: The Chemours Company FC, LLC
 Project/Site: VES Carbon Bed Outlet - OTM-45

Job ID: 140-33988-1

Client Sample ID: Lab Control Sample

Lab Sample ID: LCS 140-79697/2-A

Date Collected: N/A

Matrix: Air

Date Received: N/A

Prep Type	Batch Type	Batch Method	Run	Dil Factor	Initial Amount	Final Amount	Batch Number	Prepared or Analyzed	Analyst	Lab
Total/NA	Prep	PFAS Prep			1 Sample	10 mL	79697	10/31/23 13:01	PRR	EET KNX
Total/NA	Analysis	537 (modified)		1	1 mL	1 mL	80290	11/15/23 13:39	CAC	EET KNX
Instrument ID: LCA										

Client Sample ID: Lab Control Sample

Lab Sample ID: LCS 140-79722/2-B

Date Collected: N/A

Matrix: Air

Date Received: N/A

Prep Type	Batch Type	Batch Method	Run	Dil Factor	Initial Amount	Final Amount	Batch Number	Prepared or Analyzed	Analyst	Lab
Total/NA	Prep	None			1 Sample	50 mL	79722	11/01/23 08:50	PRR	EET KNX
Total/NA	Cleanup	Split			25 mL	10 mL	79802	11/02/23 13:57	PRR	EET KNX
Total/NA	Analysis	537 (modified)		1	1 mL	1 mL	80290	11/15/23 16:09	CAC	EET KNX
Instrument ID: LCA										

Client Sample ID: Lab Control Sample

Lab Sample ID: LCS 140-79779/2-B

Date Collected: N/A

Matrix: Air

Date Received: N/A

Prep Type	Batch Type	Batch Method	Run	Dil Factor	Initial Amount	Final Amount	Batch Number	Prepared or Analyzed	Analyst	Lab
Total/NA	Prep	None			1 Sample	360 mL	79779	11/02/23 09:06	PRR	EET KNX
Total/NA	Cleanup	Split			180 mL	10 mL	79917	11/06/23 10:59	PRR	EET KNX
Total/NA	Analysis	537 (modified)		1	1 mL	1 mL	80290	11/15/23 21:00	CAC	EET KNX
Instrument ID: LCA										

Client Sample ID: Lab Control Sample Dup

Lab Sample ID: LCSD 140-79675/3-B

Date Collected: N/A

Matrix: Air

Date Received: N/A

Prep Type	Batch Type	Batch Method	Run	Dil Factor	Initial Amount	Final Amount	Batch Number	Prepared or Analyzed	Analyst	Lab
Total/NA	Prep	None			1 Sample	360 mL	79675	10/31/23 09:21	PRR	EET KNX
Total/NA	Cleanup	Split			180 mL	10 mL	79849	11/03/23 11:53	PRR	EET KNX
Total/NA	Analysis	537 (modified)		1	1 mL	1 mL	80290	11/15/23 18:39	CAC	EET KNX
Instrument ID: LCA										

Client Sample ID: Lab Control Sample Dup

Lab Sample ID: LCSD 140-79697/3-A

Date Collected: N/A

Matrix: Air

Date Received: N/A

Prep Type	Batch Type	Batch Method	Run	Dil Factor	Initial Amount	Final Amount	Batch Number	Prepared or Analyzed	Analyst	Lab
Total/NA	Prep	PFAS Prep			1 Sample	10 mL	79697	10/31/23 13:01	PRR	EET KNX
Total/NA	Analysis	537 (modified)		1	1 mL	1 mL	80290	11/15/23 13:48	CAC	EET KNX
Instrument ID: LCA										

Lab Chronicle

Client: The Chemours Company FC, LLC
 Project/Site: VES Carbon Bed Outlet - OTM-45

Job ID: 140-33988-1

Client Sample ID: Lab Control Sample Dup

Lab Sample ID: LCSD 140-79722/3-B

Date Collected: N/A

Matrix: Air

Date Received: N/A

Prep Type	Batch Type	Batch Method	Run	Dil Factor	Initial Amount	Final Amount	Batch Number	Prepared or Analyzed	Analyst	Lab
Total/NA	Prep	None			1 Sample	50 mL	79722	11/01/23 08:50	PRR	EET KNX
Total/NA	Cleanup	Split			25 mL	10 mL	79802	11/02/23 13:57	PRR	EET KNX
Total/NA	Analysis	537 (modified)		1	1 mL	1 mL	80290	11/15/23 16:18	CAC	EET KNX
Instrument ID: LCA										

Client Sample ID: Lab Control Sample Dup

Lab Sample ID: LCSD 140-79779/3-B

Date Collected: N/A

Matrix: Air

Date Received: N/A

Prep Type	Batch Type	Batch Method	Run	Dil Factor	Initial Amount	Final Amount	Batch Number	Prepared or Analyzed	Analyst	Lab
Total/NA	Prep	None			1 Sample	360 mL	79779	11/02/23 09:06	PRR	EET KNX
Total/NA	Cleanup	Split			180 mL	10 mL	79917	11/06/23 10:59	PRR	EET KNX
Total/NA	Analysis	537 (modified)		1	1 mL	1 mL	80290	11/15/23 21:09	CAC	EET KNX
Instrument ID: LCA										

Laboratory References:

EET KNX = Eurofins Knoxville, 5815 Middlebrook Pike, Knoxville, TN 37921, TEL (865)291-3000

Accreditation/Certification Summary

Client: The Chemours Company FC, LLC
 Project/Site: VES Carbon Bed Outlet - OTM-45

Job ID: 140-33988-1

Laboratory: Eurofins Knoxville

All accreditations/certifications held by this laboratory are listed. Not all accreditations/certifications are applicable to this report.

Authority	Program	Identification Number	Expiration Date
	AFCEE	N/A	
ANAB	Dept. of Defense ELAP	L2311	02-13-25
ANAB	Dept. of Energy	L2311.01	02-13-25
ANAB	ISO/IEC 17025	L2311	02-13-25
Arkansas DEQ	State	88-0688	06-16-24
Colorado	State	TN00009	02-29-24
Connecticut	State	PH-0223	09-30-25
Florida	NELAP	E87177	06-30-24
Georgia (DW)	State	906	07-27-25
Hawaii	State	NA	07-27-24
Kansas	NELAP	E-10349	10-31-24
Kentucky (DW)	State	90101	12-31-23
Louisiana (All)	NELAP	83979	06-30-24
Louisiana (DW)	State	LA019	12-31-23
Maryland	State	277	03-31-24
Michigan	State	9933	07-27-25
Nevada	State	TN00009	07-31-24
New Hampshire	NELAP	2999	01-17-24
New Jersey	NELAP	TN001	07-01-24
New York	NELAP	10781	03-31-24
North Carolina (DW)	State	21705	07-31-24
North Carolina (WW/SW)	State	64	12-31-23
Oklahoma	State	9415	12-31-23
Oregon	NELAP	TNI0189	01-01-24
Pennsylvania	NELAP	68-00576	12-01-23
Tennessee	State	02014	07-27-25
Texas	NELAP	T104704380-23-18	08-31-24
US Fish & Wildlife	US Federal Programs	058448	07-31-24
USDA	US Federal Programs	525-22-279-18762	10-06-25
Utah	NELAP	TN00009	07-31-24
Virginia	NELAP	460176	09-14-24
Washington	State	C593	01-19-24
West Virginia (DW)	State	9955C	12-31-23
West Virginia DEP	State	345	04-30-24
Wisconsin	State	998044300	08-31-24

Method Summary

Client: The Chemours Company FC, LLC
Project/Site: VES Carbon Bed Outlet - OTM-45

Job ID: 140-33988-1

Method	Method Description	Protocol	Laboratory
537 (modified)	Fluorinated Alkyl Substances	EPA	EET KNX
None	Leaching Procedure	TAL SOP	EET KNX
None	Leaching Procedure for Filter	TAL SOP	EET KNX
PFAS Prep	Preparation, Direct Inject PFAS	TAL-SAC	EET KNX
Split	Source Air Split	None	EET KNX

Protocol References:

- EPA = US Environmental Protection Agency
- None = None
- TAL SOP = TestAmerica Laboratories, Standard Operating Procedure
- TAL-SAC = Eurofins Sacramento, Facility Standard Operating Procedure.

Laboratory References:

- EET KNX = Eurofins Knoxville, 5815 Middlebrook Pike, Knoxville, TN 37921, TEL (865)291-3000



Sample Summary

Client: The Chemours Company FC, LLC
 Project/Site: VES Carbon Bed Outlet - OTM-45

Job ID: 140-33988-1

Lab Sample ID	Client Sample ID	Matrix	Collected	Received
140-33988-1	M-1129,1130 VES CB OUTLET R1 OTM-45 FH	Air	10/09/23 00:00	10/13/23 15:15
140-33988-2	M-1131,1132,1134 VES CB OUTLET R1 OTM-45 BH	Air	10/09/23 00:00	10/13/23 15:15
140-33988-3	M-1133 VES CB OUTLET R1 OTM-45 IMPINGEF 1,2&3 CONDENSATE	Air	10/09/23 00:00	10/13/23 15:15
140-33988-4	M-1135 VES CB OUTLET R1 OTM-45 BREAKTHROUGH XAD-2 RESIN TUBE	Air	10/09/23 00:00	10/13/23 15:15
140-33988-5	M-1136,1137 VES CB OUTLET R2 OTM-45 FH	Air	10/10/23 00:00	10/13/23 15:15
140-33988-6	M-1138,1139,1141 VES CB OUTLET R2 OTM-45 BH	Air	10/10/23 00:00	10/13/23 15:15
140-33988-7	M-1140 VES CB OUTLET R2 OTM-45 IMPINGEF 1,2&3 CONDENSATE	Air	10/10/23 00:00	10/13/23 15:15
140-33988-8	M-1142 VES CB OUTLET R2 OTM-45 BREAKTHROUGH XAD-2 RESIN TUBE	Air	10/10/23 00:00	10/13/23 15:15
140-33988-9	M-1143,1144 VES CB OUTLET R3 OTM-45 FH	Air	10/10/23 00:00	10/13/23 15:15
140-33988-10	M-1145,1146,1148 VES CB OUTLET R3 OTM-45 BH	Air	10/10/23 00:00	10/13/23 15:15
140-33988-11	M-1147 VES CB OUTLET R3 OTM-45 IMPINGEF 1,2&3 CONDENSATE	Air	10/10/23 00:00	10/13/23 15:15
140-33988-12	M-1149 VES CB OUTLET R3 OTM-45 BREAKTHROUGH XAD-2 RESIN TUBE	Air	10/10/23 00:00	10/13/23 15:15

- 1
- 2
- 3
- 4
- 5
- 6
- 7
- 8
- 9
- 10
- 11
- 12
- 13
- 14

Request for Analysis/Chain-of-Custody – RFA/COC #002
The Chemours Company – Fayetteville NC
VES Carbon Bed Outlet



Environment Testing
 TestAmerica

Project Identification:	Chemours Emissions Test
Client Name:	The Chemours Company FC, LLC
Client Contact:	Eddie Vega (910) 678-1938
TestAmerica Project Manager:	Ms. Courtney Adkins Office: (865) 291-3019
TestAmerica Program Manager:	Mr. Billy Anderson Office: (865) 291-3080 Cell: (865) 206-9004


Laboratory Deliverable Turnaround Requirements:	
Analytical Due Date: (Review-Released Data)	21 Days from Lab Receipt
Data Package Due Date:	28 Days from Lab Receipt

Analytical Testing QC Requirements:
 The Legend for ProjecV-Specific Quality Control Testing is designated in the "QC" column as follows: "BT" = Blank Train, "RB" = Reagent Blank, "MS" = Matrix Spike, "MSD" = Matrix Spike Duplicate, "DUP" = Duplicate, "PB" = Proof Blank, "TB" = Trip Blank

Laboratory Destination:	Eurofins TestAmerica 5815 Middlebrook Pike Knoxville, TN
Lab Phone Number:	(865) 291-3000
Courier:	Hand Deliver

Project Deliverables:
 Report analytical results on TALS Report form Std_Tal_L4. Include "Field Sample Number", "Sample Type", and "Run Number" on all TALS Reports.

Analytical Parameter:	Holding Time Requirements:
HFPO-DA (CAS No. 13252-13-6)	14 Days to Extraction; 40 Days to Analysis



140-33988 Chain of Custody

Field Sample No./Sample Coding ID	Run No.	Sample Collection Date	Project QC Requirements	Sample Bottle/ Container	Sample Type/Analysis	Analytical Specifications
M-1129 VES CB OUTLET R1 OTM-45 Filter (Combine with M-1130)	1	10/9/23		125 mL HDPE Wide-Mouth Bottle	Particulate Filter (82.6 mm Whatman Glass Microfiber) OTM-45 Train HFPO-DA Analysis	Knoxville: Spike sample with the Isotope Dilution Internal Standard (IDIS) at the regular level. Use the Front-Half Probe Rinse to assist the solvent extraction of the Particulate Filter sample. Analyze for HFPO-DA using Method 8321A-HFPO.
M-1130 VES CB OUTLET R1 OTM-45 FH of Filter Holder & Probe Methanol Rinse (Combine with M-1129)	1	10/9/23		125 mL HDPE Wide-Mouth Bottle	Front Half of Filter Holder & Probe Methanol/5% Ammonium Hydroxide Rinse OTM-45 Train HFPO-DA Analysis	Knoxville: Use this solvent sample in the Particulate Filter extraction.
M-1131 VES CB OUTLET R1 OTM-45 XAD-2 Resin Tube	1	10/9/23		XAD-2 Resin Tube	XAD-2 Resin Tube OTM-45 Train HFPO-DA Analysis	Knoxville: Spike sample with the Isotope Dilution Internal Standard (IDIS) at the regular level. Use the Back-Half Glassware Rinse and the Impinger Glassware Methanol Rinse to assist the solvent extraction of the XAD-2 resin sample. Analyze for HFPO-DA using Method 8321A-HFPO.

Request for Analysis/Chain-of-Custody – RFA/COC #002
The Chemours Company – Fayetteville NC
VES Carbon Bed Outlet



- 1
- 2
- 3
- 4
- 5
- 6
- 7
- 8
- 9
- 10
- 11
- 12
- 13
- 14

Field Sample No./Sample Coding ID	Run No.	Sample Collection Date	Project QC Requirements	Sample Bottle/ Container	Sample Type/Analysis	Analytical Specifications
M-1132 VES CB OUTLET R1 OTM-45 BH of Filter Holder & Coil Condenser Methanol Rinse (Combine with M-1131)	1	10/9/23		125 mL HDPE Wide-Mouth Bottle	Back Half of Filter Holder & Coil Condenser Methanol/5% Ammonium Hydroxide Rinse OTM-45 Train HFPO-DA Analysis	Knoxville: Use this solvent sample and the Impinger Glassware Methanol Rinse in the XAD-2 Resin extraction. Analyze for HFPO-DA using Method 8321A-HFPO.
M-1133 VES CB OUTLET R1 OTM-45 Impingers 1,2 & 3 Condensate	1	10/9/23		500 mL HDPE Wide-Mouth Bottle	Impinger #1, #2 & #3 Condensate OTM-45 Train HFPO-DA Analysis	Knoxville: Analyze the sample for HFPO-DA.
M-1134 VES CB OUTLET R1 OTM-45 Impinger Glassware MeOH Rinse (Combine with M-1131)	1	10/9/23		250 mL HDPE Wide-Mouth Bottle	Impinger Glassware Methanol/5% Ammonium Hydroxide Rinse OTM-45 Train HFPO-DA Analysis	Knoxville: Use this solvent sample in the XAD-2 Resin Extraction.
M-1135 VES CB OUTLET R1 OTM-45 Breakthrough XAD-2 Resin Tube	1	10/9/23		XAD-2 Resin Tube	Breakthrough XAD-2 Resin Tube OTM-45 Train HFPO-DA Analysis	Knoxville: Spike sample with the Isotope Dilution Internal Standard (IDIS) at the regular level and perform the regular XAD-2 Resin Extraction. Analyze for HFPO-DA using Method 8321A-HFPO.
M-1136 VES CB OUTLET R2 OTM-45 Filter (Combine with M-1137)	2	10/10/23		125 mL HDPE Wide-Mouth Bottle	Particulate Filter (82.6 mm Whatman Glass Microfiber) OTM-45 Train HFPO-DA Analysis	Knoxville: Spike sample with the Isotope Dilution Internal Standard (IDIS) at the regular level. Use the Front-Half Probe Rinse to assist the solvent extraction of the Particulate Filter sample. Analyze for HFPO-DA using Method 8321A-HFPO.
M-1137 VES CB OUTLET R2 OTM-45 Front Half of Filter Holder & Probe Methanol Rinse (Combine with M-1136)	2	10/10/23		125 mL HDPE Wide-Mouth Bottle	Front Half of Filter Holder & Probe Methanol/5% Ammonium Hydroxide Rinse OTM-45 Train HFPO-DA Analysis	Knoxville: Use this solvent sample in the Particulate Filter extraction.

Request for Analysis/Chain-of-Custody – RFA/COC #002
The Chemours Company – Fayetteville NC
VES Carbon Bed Outlet



Environment Testing
 TestAmerica

- 1
- 2
- 3
- 4
- 5
- 6
- 7
- 8
- 9
- 10
- 11
- 12
- 13
- 14

Field Sample No./Sample Coding ID	Run No.	Sample Collection Date	Project QC Requirements	Sample Bottle/ Container	Sample Type/Analysis	Analytical Specifications
M-1138 VES CB OUTLET R2 OTM-45 XAD-2 Resin Tube	2	10/10/23		XAD-2 Resin Tube	XAD-2 Resin Tube OTM-45 Train HFPO-DA Analysis	Knoxville: Spike sample with the Isotope Dilution Internal Standard (IDIS) at the regular level. Use the Back-Half Glassware Rinse and the Impinger Glassware Methanol Rinse to assist the solvent extraction of the XAD-2 resin sample. Analyze for HFPO-DA using Method 8321A-HFPO.
M-1139 VES CB OUTLET R2 OTM-45 BH of Filter Holder & Coil Condenser Methanol Rinse (Combine with M-1138)	2	10/10/23		125 mL HDPE Wide-Mouth Bottle	Back Half of Filter Holder & Coil Condenser Methanol/5% Ammonium Hydroxide Rinse OTM-45 Train HFPO-DA Analysis	Knoxville: Use this solvent sample and the Impinger Glassware Methanol Rinse in the XAD-2 Resin extraction. Analyze for HFPO-DA using Method 8321A-HFPO.
M-1140 VES CB OUTLET R2 OTM-45 Impingers 1,2 & 3 Condensate	2	10/10/23		500 mL HDPE Wide-Mouth Bottle	Impinger #1, #2 & #3 Condensate OTM-45 Train HFPO-DA Analysis	Knoxville: Analyze the sample for HFPO-DA.
M-1141 VES CB OUTLET R2 OTM-45 Impinger Glassware MeOH Rinse (Combine with M-1138)	2	10/10/23		250 mL HDPE Wide-Mouth Bottle	Impinger Glassware Methanol/5% Ammonium Hydroxide Rinse OTM-45 Train HFPO-DA Analysis	Knoxville: Use this solvent sample in the XAD-2 Resin Extraction.
M-1142 VES CB OUTLET R2 OTM-45 Breakthrough XAD-2 Resin Tube	2	10/10/23		XAD-2 Resin Tube	Breakthrough XAD-2 Resin Tube OTM-45 Train HFPO-DA Analysis	Knoxville: Spike sample with the Isotope Dilution Internal Standard (IDIS) at the regular level and perform the regular XAD-2 Resin Extraction. Analyze for HFPO-DA using Method 8321A-HFPO.
M-1143 VES CB OUTLET R3 OTM-45 Filter (Combine with M-1144)	3	10/10/23		125 mL HDPE Wide-Mouth Bottle	Particulate Filter (82.6 mm Whatman Glass Microfiber) OTM-45 Train HFPO-DA Analysis	Knoxville: Spike sample with the Isotope Dilution Internal Standard (IDIS) at the regular level. Use the Front-Half Probe Rinse to assist the solvent extraction of the Particulate Filter sample. Analyze for HFPO-DA using Method 8321A-HFPO.

Request for Analysis/Chain-of-Custody – RFA/COC #002
The Chemours Company – Fayetteville NC
VES Carbon Bed Outlet



Environment Testing
 TestAmerica

- 1
- 2
- 3
- 4
- 5
- 6
- 7
- 8
- 9
- 10
- 11
- 12
- 13
- 14

Field Sample No./Sample Coding ID	Run No.	Sample Collection Date	Project QC Requirements	Sample Bottle/ Container	Sample Type/Analysis	Analytical Specifications
M-1144 VES CB OUTLET R3 OTM-45 Front Half of Filter Holder & Probe Methanol Rinse (Combine with M-1143)	3	10/10/23		125 mL HDPE Wide-Mouth Bottle	Front Half of Filter Holder & Probe Methanol/5% Ammonium Hydroxide Rinse OTM-45 Train HFPO-DA Analysis	Knoxville: Use this solvent sample in the Particulate Filter extraction.
M-1145 VES CB OUTLET R3 OTM-45 XAD-2 Resin Tube	3	10/10/23		XAD-2 Resin Tube	XAD-2 Resin Tube OTM-45 Train HFPO-DA Analysis	Knoxville: Spike sample with the Isotope Dilution Internal Standard (IDIS) at the regular level. Use the Back-Half Glassware Rinse and the Impinger Glassware Methanol Rinse to assist the solvent extraction of the XAD-2 resin sample. Analyze for HFPO-DA using Method 8321A-HFPO.
M-1146 VES CB OUTLET R3 OTM-45 BH of Filter Holder & Coil Condenser Methanol Rinse (Combine with M-1145)	3	10/10/23		125 mL HDPE Wide-Mouth Bottle	Back Half of Filter Holder & Coil Condenser Methanol/5% Ammonium Hydroxide Rinse OTM-45 Train HFPO-DA Analysis	Knoxville: Use this solvent sample and the Impinger Glassware Methanol Rinse in the XAD-2 Resin extraction. Analyze for HFPO-DA using Method 8321A-HFPO.
M-1147 VES CB OUTLET R3 OTM-45 Impingers 1,2 & 3 Condensate	3	10/10/23		500 mL HDPE Wide-Mouth Bottle	Impinger #1, #2 & #3 Condensate OTM-45 Train HFPO-DA Analysis	Knoxville: Analyze the sample for HFPO-DA.
M-1148 VES CB OUTLET R3 OTM-45 Impinger Glassware MeOH Rinse (Combine with M-1145)	3	10/10/23		250 mL HDPE Wide-Mouth Bottle	Impinger Glassware Methanol/5% Ammonium Hydroxide Rinse OTM-45 Train HFPO-DA Analysis	Knoxville: Use this solvent sample in the XAD-2 Resin Extraction.
M-1149 VES CB OUTLET R3 OTM-45 Breakthrough XAD-2 Resin Tube	3	10/10/23		XAD-2 Resin Tube	Breakthrough XAD-2 Resin Tube OTM-45 Train HFPO-DA Analysis	Knoxville: Spike sample with the Isotope Dilution Internal Standard (IDIS) at the regular level and perform the regular XAD-2 Resin Extraction. Analyze for HFPO-DA using Method 8321A-HFPO.

1
2
3
4
5
6
7
8
9
10
11
12
13
14

Sample Receipt Log and Condition of the Samples Upon Receipt:

Please fill in the following information:

Comments

(Please write "NONE" if no comment applicable)

- | | |
|---|----------------------------------|
| (1) Record the identities of any samples that were listed on the RFA but were not found in the sample shipment. | NONE |
| (2) Record the sample shipping cooler temperature of all coolers transporting samples listed on this RFA: | ATO.7 / CTO.6 |
| (3) Record any apparent sample loss/breakage. | NONE |
| (4) Record any unidentified samples transported with this shipment of samples: | NONE |
| (5) Indicate if all samples were received according to the project's required specifications (i.e. no nonconformances): | HAND DELIVERED AND CUSTODY SEALS |

Custody Transfer:

Relinquished By:	<u>Patricia Gray</u> Name	<u>Alliance</u> Company	<u>10/11/23 / 17:15</u> Date/Time
Accepted By:	<u>Doug Coble</u> Name	<u>ETA KNOX</u> Company	<u>10/12/23 14:30</u> Date/Time
Relinquished By:	<u>Doug Coble</u> Name	<u>ETA KNOX</u> Company	<u>10/13/23 15:15</u> Date/Time
Accepted By:	<u>[Signature]</u> Name	<u>ETA KNOX</u> Company	<u>10-13-23 15:15</u> Date/Time
Relinquished By:	_____ Name	_____ Company	_____ Date/Time
Accepted By:	_____ Name	_____ Company	_____ Date/Time
Relinquished By:	_____ Name	_____ Company	_____ Date/Time
Accepted By:	_____ Name	_____ Company	_____ Date/Time

EUROFINS/TESTAMERICA KNOXVILLE SAMPLE RECEIPT/CONDITION UPON RECEIPT ANOMALY CHECKLIST

Log In Number:

Loc: 140
33988

Review Items	Yes	No	NA	If No, what was the problem?	Comments/Actions Taken
1. Are the shipping containers intact?	<input checked="" type="checkbox"/>			<input type="checkbox"/> Containers, Broken <input type="checkbox"/> Checked in lab	
2. Were ambient air containers received intact?			<input checked="" type="checkbox"/>	<input type="checkbox"/> Yes <input type="checkbox"/> NA	
3. The coolers/containers custody seal if present, is it intact?			<input checked="" type="checkbox"/>	<input type="checkbox"/> Cooler Out of Temp, Client Contacted, Proceed/Cancel <input type="checkbox"/> Cooler Out of Temp, Same Day Receipt	
4. Is the cooler temperature within limits? (> freezing temp. of water to 6°C, VOST: 10°C) Thermometer ID : <u>5676</u> Correction factor: <u>-0.1°C</u>	<input checked="" type="checkbox"/>			<input type="checkbox"/> Containers, Broken <input type="checkbox"/> Containers, Improper; Client Contacted; Proceed/Cancel <input type="checkbox"/> COC & Samples Do Not Match <input type="checkbox"/> COC Incorrect/Incomplete <input type="checkbox"/> COC Not Received	
5. Were all of the sample containers received intact?	<input checked="" type="checkbox"/>			<input type="checkbox"/> Sample Received, Not on COC <input type="checkbox"/> Sample on COC, Not Received	
6. Were samples received in appropriate containers?	<input checked="" type="checkbox"/>			<input type="checkbox"/> COC; No Date/Time; Client Contacted	
7. Do sample container labels match COC? (IDs, Dates, Times)	<input checked="" type="checkbox"/>			<input type="checkbox"/> Sampler Not Listed on COC <input type="checkbox"/> COC Incorrect/Incomplete	
8. Were all of the samples listed on the COC received?	<input checked="" type="checkbox"/>			<input type="checkbox"/> COC No tests on COC <input type="checkbox"/> COC Incorrect/Incomplete	
9. Is the date/time of sample collection noted?	<input checked="" type="checkbox"/>			<input type="checkbox"/> COC Incorrect/Incomplete	
10. Was the sampler identified on the COC?	<input checked="" type="checkbox"/>		<input checked="" type="checkbox"/>		
11. Is the client and project name/# identified?	<input checked="" type="checkbox"/>				
12. Are tests/parameters listed for each sample?	<input checked="" type="checkbox"/>				
13. Is the matrix of the samples noted?	<input checked="" type="checkbox"/>				
14. Was COC relinquished? (Signed/Dated/Timed)	<input checked="" type="checkbox"/>				
15. Were samples received within holding time?	<input checked="" type="checkbox"/>			<input type="checkbox"/> Holding Time - Receipt <input type="checkbox"/> pH Adjusted, pH Included (See box 16A) <input type="checkbox"/> Incorrect Preservative	Box 16A: pH Preservation Box 18A: Residual Chlorine
16. Were samples received with correct chemical preservative (excluding Encore)?	<input checked="" type="checkbox"/>			<input type="checkbox"/> Headspace (VOA only) <input type="checkbox"/> Residual Chlorine	
17. Were VOA samples received without headspace? (e.g. 1613B, 1668) Chlorine test strip lot number:	<input checked="" type="checkbox"/>				
18. Did you check for residual chlorine, if necessary?	<input checked="" type="checkbox"/>				
19. For 1613B water samples is pH<9?	<input checked="" type="checkbox"/>			<input type="checkbox"/> If no, notify lab to adjust <input type="checkbox"/> Project missing info	
20. For rad samples was sample activity info. Provided?	<input checked="" type="checkbox"/>				
Project #: _____				PM Instructions: _____	

Sample Receiving Associate: Randy Danner

Date: 10/14/23


QA026R32.doc, 062719

Appendix D

Location Chemours Company - Fayetteville Works Facility, NC
 Source VES Carbon Bed Inlet
 Project No. AST-2023-4327
 Parameter HFPO-DA

Date	Nozzle ID	Nozzle Diameter (in.)			Dn (Average)	Difference	Criteria	Material
		#1	#2	#3				
10/9/23	G-4	0.230	0.230	0.230	0.230	0.000	≤ 0.004 in.	glass
Date	Pitot ID	Evidence of damage?	Evidence of mis-alignment?	Calibration or Repair required?				
10/9/23	P4-1	no	no	no				
Date	Probe or Thermocouple ID	Reference Temp. (°F)	Indicated Temp. (°F)	Difference	Criteria	Probe Length		
10/9/23	P4-1	68.0	68.0	0.0%	± 1.5 % (absolute)	5'		
Field Balance Check								
Date	10/09/23							
Balance ID:	Balance 5500							
Test Weight ID:	SYR-1000							
Certified Weight (g):	1000.0							
Measured Weight (g):	999.8							
Weight Difference (g):	0.2	--	--	--	--	--		
Date	Barometric Pressure	Evidence of damage?	Reading Verified	Calibration or Repair required?	Weather Station Location			
10/9/23	Weather Station	NA	NA	NA	Fayetteville, NC			
Date	Meter Box ID	Positive Pressure Leak Check						
10/9/23	5	Pass						
Reagent	Lot#	Field Prep performed	Field Lot	Date	By			
Ammonia/MeOH	Eurofins							
DIUF	Eurofins							

Balance Check must be conducted each day
Acceptable Balance Tolerance is measurement within +/- 0.5g of certified weight

	DGM Calibration-Orifices	Document ID	620.004
		Revision	20.1
Issuing Department	Tech Services	Effective Date	1/28/22
		Page	1 of 1

Equipment Detail - Dry Gas Meter

Console ID: 5
 Meter S/N: 20035532
 Critical Orifice S/N: co-1393

Calibration Detail

Initial Barometric Pressure, in. Hg (P _b)		29.85					
Final Barometric Pressure, in. Hg (P _f)		29.10					
Average Barometric Pressure, in. Hg (P _b)		29.48					
Critical Orifice ID (Y)		18	18	16	16	26	26
K' Factor, ft ³ ·R ^{1/2} / in. WC·min (K')		0.5023	0.5023	0.4273	0.4273	0.7060	0.7060
Vacuum Pressure, in. Hg (V _p)		22.0	20.0	19.5	19.5	16.0	16.0
Initial DGM Volume, ft ³ (V _m)		729.819	739.881	749.835	758.361	766.722	780.623
Final DGM Volume, ft ³ (V _m)		739.881	749.835	758.361	766.722	780.623	794.518
Total DGM Volume, ft ³ (V _m)		10.062	9.954	8.526	8.361	13.901	13.895
Ambient Temperature, °F (T _a)		72	72	72	73	73	73
Initial DGM Temperature, °F (T _m)		72	72	73	74	74	74
Final DGM Temperature, °F (T _m)		72	73	74	74	74	75
Average DGM Temperature, °F (T _m)		72	73	74	74	74	75
Elapsed Time (Θ)		15.00	15.00	15.00	15.00	15.00	15.00
Meter Orifice Pressure, in. WC (ΔH)		1.40	1.30	1.00	1.00	2.80	2.80
Standard Meter volume, ft ³ (V _{mstd})		9.8740	9.7564	8.3348	8.1659	13.6374	13.6188
Standard Critical Orifice Volume, ft ³ (V _c)		9.6312	9.6312	8.1931	8.1854	13.5242	13.5242
Meter Correction Factor (Y)		0.975	0.987	0.983	1.002	0.992	0.993
Tolerance	--	0.013	0.002	0.006	0.014	0.003	0.004
Orifice Calibration Value (ΔH @)		1.874	1.739	1.843	1.845	1.901	1.899
Tolerance	--	0.024	0.112	0.007	0.005	0.051	0.049
Orifice Cal Check	--	1.15		1.16		1.13	
Meter Correction Factor (Y)		0.989					
Orifice Calibration Value (ΔH @)		1.850					
Positive Pressure Leak Check		Yes					

Equipment Detail - Thermocouple Sensor

Reference Calibrator Make: Altek
 Reference Calibrator Model: Series 22
 Reference Calibrator S/N: 845031

Calibration Detail

Reference Temp.		Display Temp.		Accuracy	Difference
°F	°R	°F	°R	%	°F
0	460	0	460	0.0	0
100	560	99	559	0.2	1
200	660	199	659	0.2	1
300	760	298	758	0.3	2
400	860	398	858	0.2	2
500	960	497	957	0.3	3
600	1,060	596	1,056	0.4	4
700	1,160	699	1,159	0.1	1
800	1,260	797	1,257	0.2	3
900	1,360	898	1,358	0.1	2
1,000	1,460	999	1,459	0.1	1
1,100	1,560	1,097	1,557	0.2	3
1,200	1,660	1,195	1,655	0.3	5
1,300	1,760	1,299	1,759	0.1	1
1,400	1,860	1,398	1,858	0.1	2
1,500	1,960	1,497	1,957	0.2	3

Personnel


Calibration By: Jeffrey Sheldon
 Calibration Date: 6/27/2023
 Expiration Date: 12/27/2023

Location Chemours Company - Fayetteville Works Facility, NC
 Source VES Carbon Bed Outlet
 Project No. AST-2023-4327
 Parameter HFPO-DA

Date	Nozzle ID	Nozzle Diameter (in.)			Dn (Average)	Difference	Criteria	Material
		#1	#2	#3				
10/9/23	GS-7	0.250	0.250	0.250	0.250	0.000	≤ 0.004 in.	glass
Date	Pitot ID	Evidence of damage?	Evidence of mis-alignment?	Calibration or Repair required?				
10/9/23	P4-2	no	no	no				
Date	Probe or Thermocouple ID	Reference Temp. (°F)	Indicated Temp. (°F)	Difference	Criteria	Probe Length		
10/9/23	P4-2	69.0	69.0	0.0%	± 1.5 % (absolute)	5'		
Field Balance Check								
Date	10/09/23							
Balance ID:	Balance 5500							
Test Weight ID:	SYR-1000							
Certified Weight (g):	1000.0							
Measured Weight (g):	999.8							
Weight Difference (g):	0.2	--	--	--	--	--		
Date	Barometric Pressure	Evidence of damage?	Reading Verified	Calibration or Repair required?	Weather Station Location			
10/9/23	Weather Station	NA	NA	NA	Fayetteville, NC			
Date	Meter Box ID	Positive Pressure Leak Check						
10/9/23	8	Pass						
Reagent	Lot#	Field Prep performed	Field Lot	Date	By			
DIH2O	Eurofins							
Ammonia/MeOH	Eurofins							

Balance Check must be conducted each day

Acceptable Balance Tolerance is measurement within +/- 0.5g of certified weight

	DGM Calibration-Orifices	Document ID	620.004
		Revision	23.0
Issuing Department	Tech Services	Effective Date	1/25/23
		Page	1 of 1

Equipment Detail - Dry Gas Meter

Console ID: MB 8
 Meter S/N: 2603
 Critical Orifice S/N: CO-1393

Calibration Detail

Initial Barometric Pressure, in. Hg (P _{b_i})		29.86					
Final Barometric Pressure, in. Hg (P _{b_f})		29.83					
Average Barometric Pressure, in. Hg (P _b)		29.85					
Critical Orifice ID (Y)	11	11	18	18	31	31	
K' Factor, ft ³ ·R ^{1/2} / in. WC·min (K')	0.3060	0.306	0.4961	0.496	0.8358	0.836	
Vacuum Pressure, in. Hg (V _p)	24.0	24.0	21.0	21.0	17.5	17.5	
Initial DGM Volume, ft ³ (V _{m_i})	687.902	620.094	628.236	641.582	654.986	671.426	
Final DGM Volume, ft ³ (V _{m_f})	696.161	628.236	641.582	654.952	671.426	687.902	
Total DGM Volume, ft ³ (V _m)	8.259	8.142	13.346	13.370	16.440	16.476	
Ambient Temperature, °F (T _a)	64	64	64	64	64	64	
Initial DGM Temperature, °F (T _{m_i})	64	65	66	67	68	69	
Final DGM Temperature, °F (T _{m_f})	64	66	67	68	69	70	
Average DGM Temperature, °F (T _m)	64	66	67	68	69	70	
Elapsed Time (Θ)	20.00	20.00	20.00	20.00	15.00	15.00	
Meter Orifice Pressure, in. WC (ΔH)	0.45	0.45	1.20	1.20	3.45	3.45	
Standard Meter volume, ft ³ (V _{mstd})	8.3120	8.1708	13.3925	13.3911	16.5256	16.5305	
Standard Critical Orifice Volume, ft ³ (V _{c_r})	7.9815	7.9815	12.940	12.940	16.3504	16.3504	
Meter Correction Factor (Y)	0.960	0.977	0.966	0.966	0.989	0.989	
Tolerance	--	0.014	0.002	0.008	0.015	0.014	
Orifice Calibration Value (ΔH @)	1.600	1.595	1.618	1.615	1.642	1.639	
Tolerance	--	0.018	0.023	0.000	0.003	0.021	
Meter Correction Factor (Y)					0.975		
Orifice Calibration Value (ΔH @)					1.618		
Positive Pressure Leak Check					Yes		

Equipment Detail - Thermocouple Sensor

Reference Calibrator Make: CalSource
 Reference Calibrator Model: Series 22 TC Source
 Reference Calibrator S/N: 8475031

Calibration Detail

Reference Temp.		Display Temp.		Accuracy	Difference
°F	°R	°F	°R	%	°F
0	460	0	460	0.0	0
68	528	68	528	0.0	0
100	560	101	561	-0.2	1
223	683	226	686	-0.4	3
248	708	252	712	-0.6	4
273	733	276	736	-0.4	3
300	760	304	764	-0.5	4
400	860	401	861	-0.1	1
500	960	504	964	-0.4	4
600	1,060	606	1,066	-0.6	6
700	1,160	707	1,167	-0.6	7
800	1,260	808	1,268	-0.6	8
900	1,360	909	1,369	-0.7	9
1,000	1,460	1,010	1,470	-0.7	10
1,100	1,560	1,111	1,571	-0.7	11
1,200	1,660	1,210	1,670	-0.6	10

Personnel

Calibration By: STP
 Calibration Date: 9/21/2023
 Reviewed By: Stacey Cunningham

Appendix E

Vinyl Ethers South Operations Data

Date **Run 1** 10/9/2023

Time	1600	1700	1800	1900
Stack Testing		Run 1 17:20-19:24		
VES Product		PM/PE		
VES Precursor				
VES Condensation (HFPO)				
VES ABR (East)				
VES ABR (West)				
VES Refining				

Date **Run 2-3** 10/10/2023

Time	800	900	1000	1100	1200	1300	1400
Stack Testing		Run 2 9:09-11:08			Run 3 12:00-13:50		
VES Product	PM/PE						
VES Precursor							
VES Conde							
VES ABR (E							
VES ABR (West)							
VES Refinin							

Last Page of Report