



NORTH CAROLINA
Climate Pollution
REDUCTION GRANT



Engagement Session
Robin Barrows, Brittny Holden, David Stratton
NC State Energy Office



Participation Guidelines

- Be courteous to everyone
- Listen respectfully to presenters and other attendees
- Avoid threats of violence or offensive language
- Take turns speaking
- Avoid private conversations during the meeting
- Silence phones
- This meeting is being recorded



Agenda

- Introductions
- Greenhouse Gases (GHG)101
- Fact checking
 - Energy Consumption
 - Benefits
- Climate Pollution Reduction Grant (CPRG)
 - Program Overview
 - Project Phases 1 + 2
- Project Phase 3
- Public Engagement and Outreach
- Timeline
- Data Gathering and Ideas
- Next Steps

Poll – What do you know?

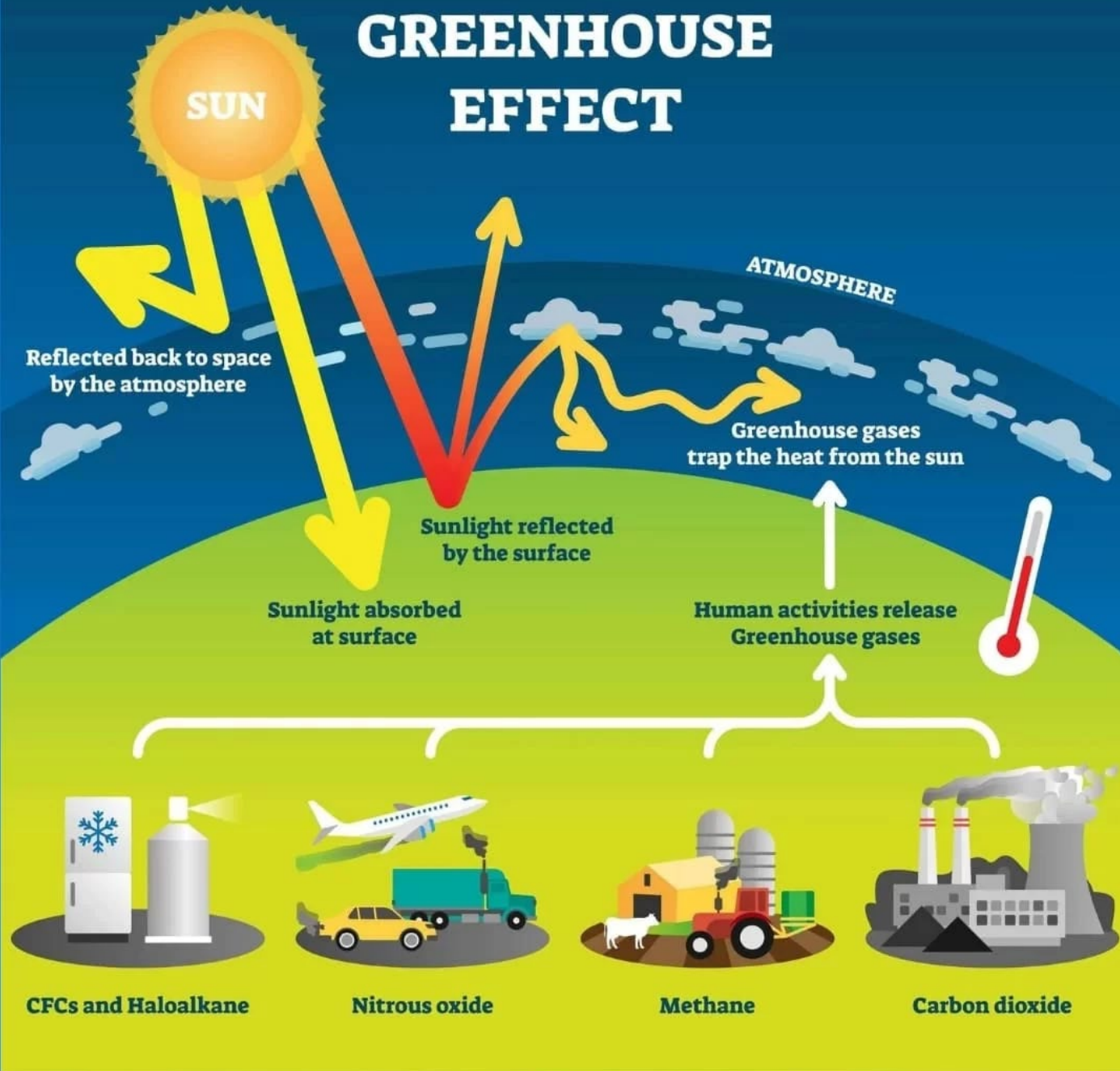
Poll Question 1.

What level of knowledge do you have about greenhouse gas emissions, where they come from, and how they impact our daily lives and our climate?

Join at menti.com | use code **8783 6400**



GREENHOUSE EFFECT



Greenhouse Gases 101

Greenhouse Gases (GHGs):

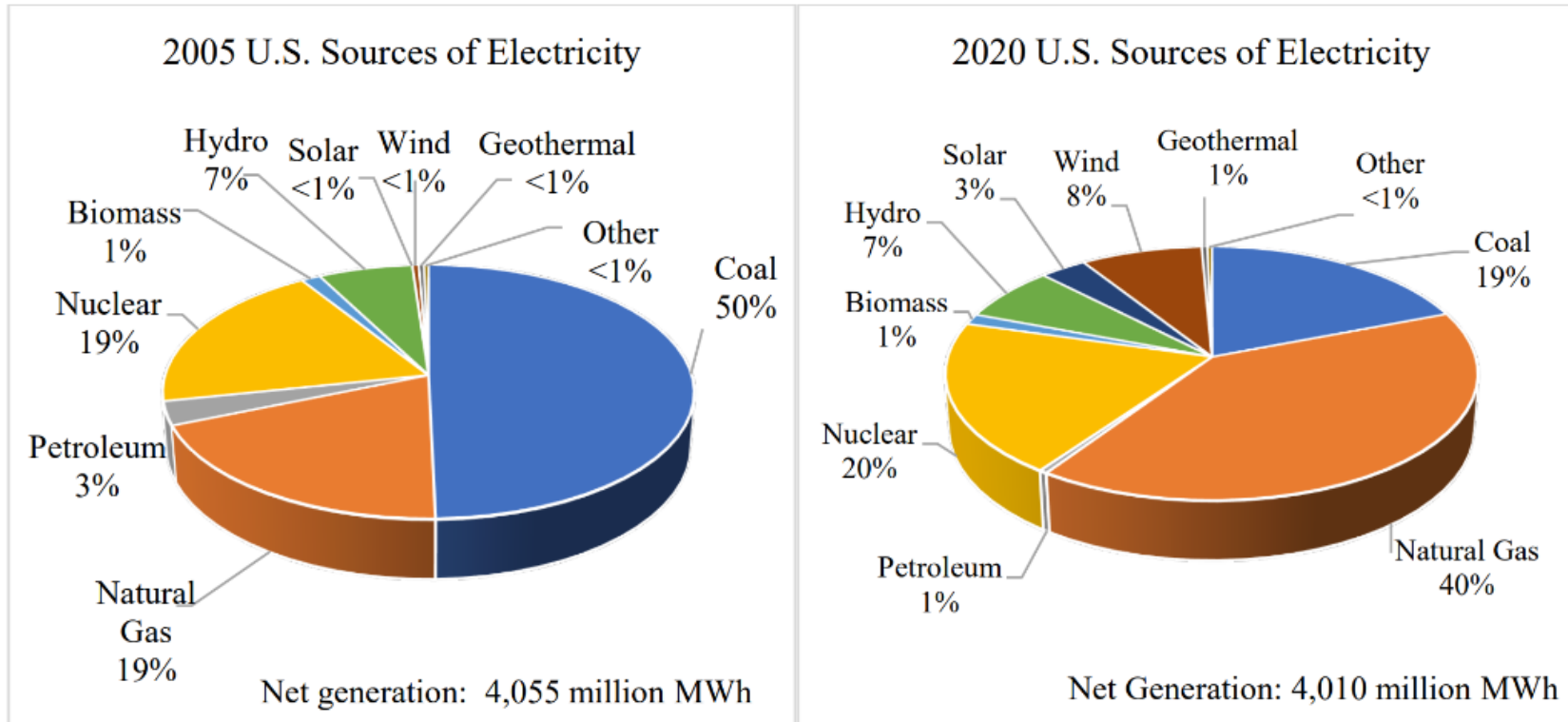
- Carbon Dioxide (79%)
- Methane (12%)
- Nitrous Oxide (4%)
- Chlorofluorocarbons (5%)

- ❖ GHGs are caused by combustion or burning items that contain carbon, nitrogen, or oxygen.
- ❖ Good | GHGs help reflect rays from the sun while trapping others, which helps regulate the temperature on Mother Earth.
- ❖ Bad | Excessive GHG releases, from human activities, result in disruptions in the climate; changing weather patterns and increasing extreme weather events like hurricanes, wildfires and flooding.

REF: <https://www.cseguide.com/key-6-greenhouse-gases/>



U.S. Energy Sources for Electricity



In the United States, most (about 74%) human-caused (anthropogenic) greenhouse gas (GHG) emissions come from burning fossil fuels—coal, natural gas, and petroleum—for energy use.

Economic growth (with short-term fluctuations in growth rate) and weather patterns that affect heating and cooling needs are the main factors that drive the amount of energy consumed.

The cheapest energy is that which is not used, so taking a cold shower in the dark uses less energy than taking a hot shower with all the lights on and blow drying your hair.

Job Growth in NC 2023

ENERGY EFFICIENCY:

- 80,817 jobs = 3.5% growth

RENEWABLE GENERATION:

- 13,579 jobs = 7.7 % growth
- Solar accounts for 9,819 jobs

STORAGE AND GRID MODERNIZATION:

- 4,246 jobs = 10.1% growth

CLEAN VEHICLES:

- 9,522 jobs = 5.9% growth; 6 times faster than ICE

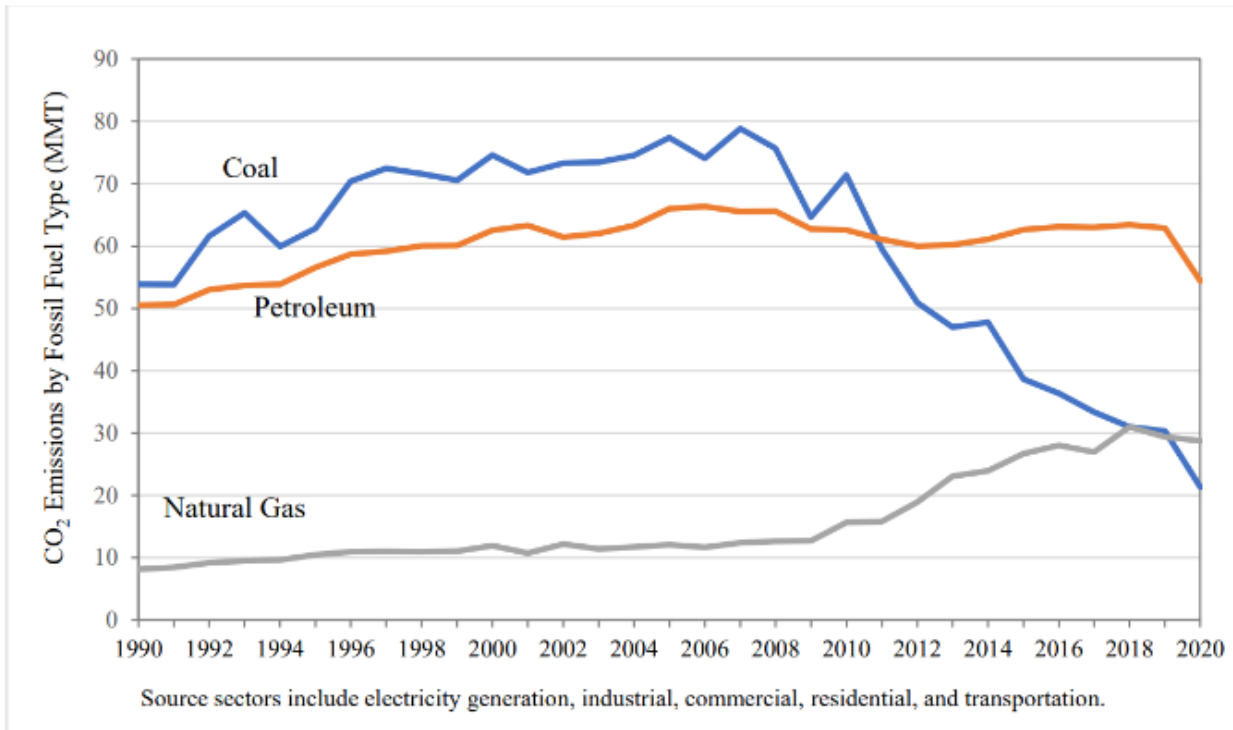
CLEAN FUELS:

- 1,559 jobs = 2.6% growth

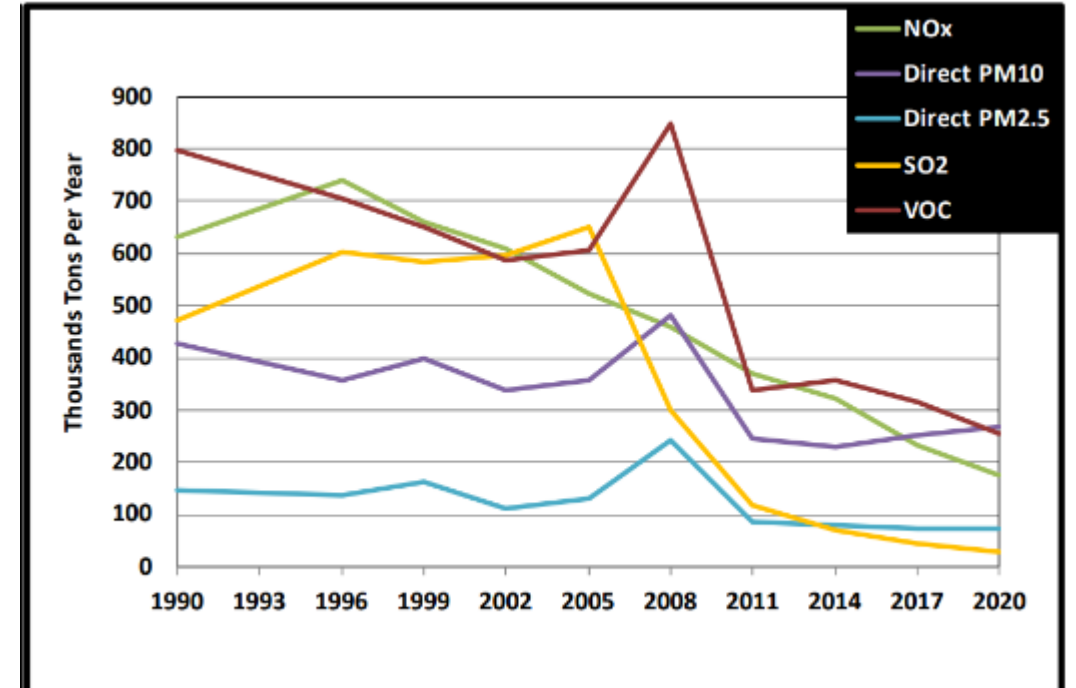
State	Jobs	NC Jobs Subset
1. California	544,604	
2. Texas	268,035	
3. Florida	175,572	
4. New York	173,731	
5. Illinois	128,871	
6. Michigan	127,690	
7. Massachusetts	123,404	
8. Ohio	119,241	
9. North Carolina	109,723	
Construction		41,558
Professional Services		34,291
Manufacturing		18,431
Trade		6,834
Other Services		6,304
Utilities		1,155
Agriculture		1,150
10. Pennsylvania	100,704	

Reduced Air Pollution

NC CO₂ Emissions Trends in Fossil Fuel Combustion, 1990-2020



NC Criteria Air Pollutants from all Sectors, 1990-2020



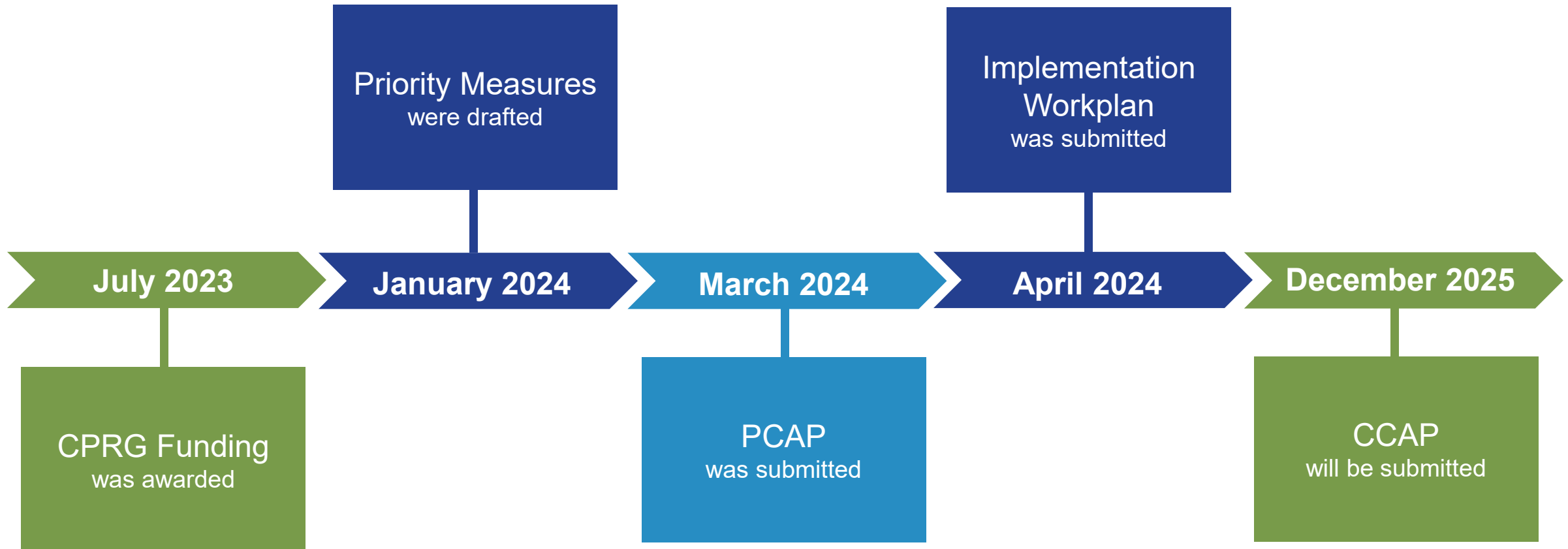
*A significant wildfire event occurred in 2008 that substantially increased PM, and VOC emissions.

Climate Pollution Reduction Grant (CPRG) Program Overview

- Part of the federal Inflation Reduction Act
- Provides states, local governments, territories and tribes with funds
 - to develop and implement climate action plans
 - to reduce greenhouse gas emissions and other harmful air pollutants
- In 2023, North Carolina was awarded \$3 million from the U.S. Environmental Protection Agency (EPA) for the planning phase of the CPRG.
- The North Carolina CPRG planning project is an interagency effort with the Department of Transportation, Department of Commerce, Department of Natural and Cultural Resources and DEQ serving as lead.
- There are 3 Phases in the CPRG project



CPRG Timeline and Deliverables



Determining Priority Measures and Actions



Emission Reductions

Quantified reduction to meet NC's 2050 net zero goal



Air Pollution Benefits

Reductions in air pollutants to improve surrounding communities



Can we implement?

Are there any barriers to implement: policy, readiness, financial



Communities


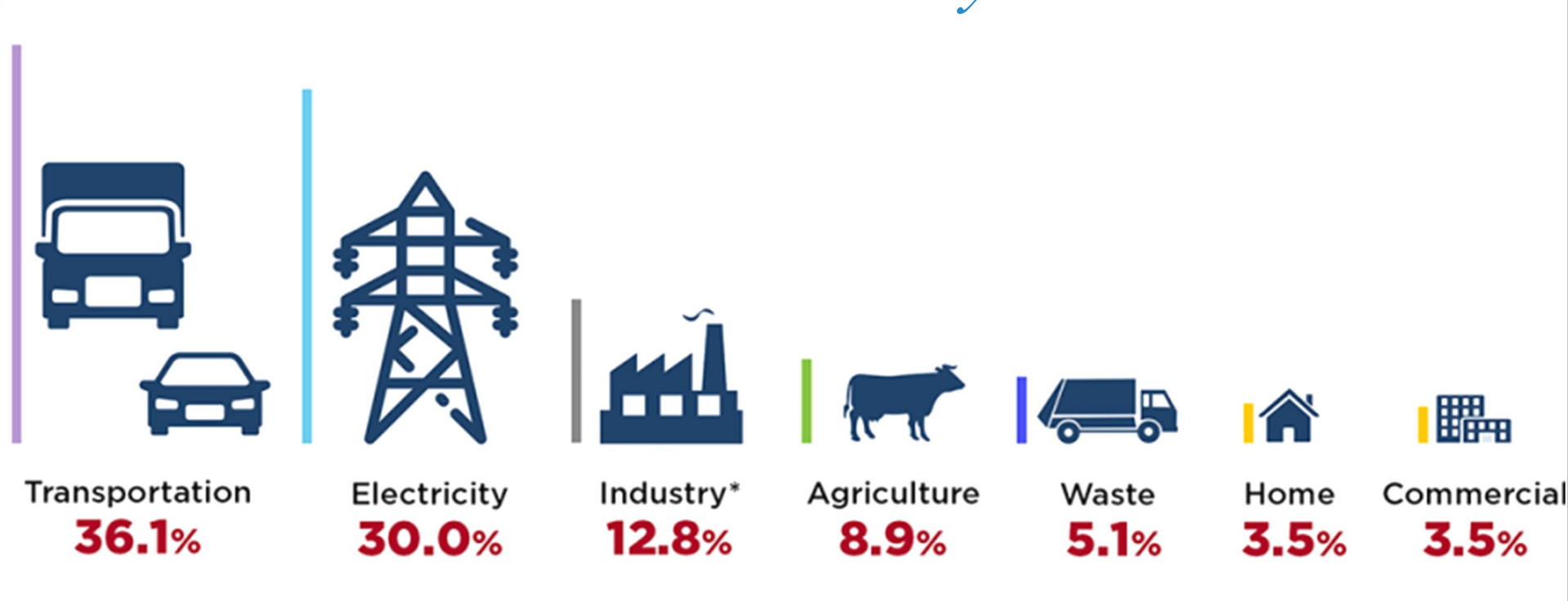
Benefits to underserved and underrepresented communities



REF: <https://www.deq.nc.gov/energy-climate/state-energy-office/inflation-reduction-act/climate-pollution-reduction-grant/climate-pollution-reduction-grant-cprg-draft-priority-measures#HowdidDEQidentifytheprioritymeasures-14170>



Gross GHG Emissions by Economic Sector in 2020



Sources

Sinks

NC Greenhouse Gas Inventory Published January 2024.
<https://www.deq.nc.gov/energy-climate/climate-change/greenhouse-gas-inventory>






Forestry



Floodplains & Wetlands



Pocosins



Coastal Habitats



Agriculture



Urban Nature (Trees, Soil)



Protect and Restore: Coastal habitats, floodplains and wetlands, urban trees, and agricultural and forestlands

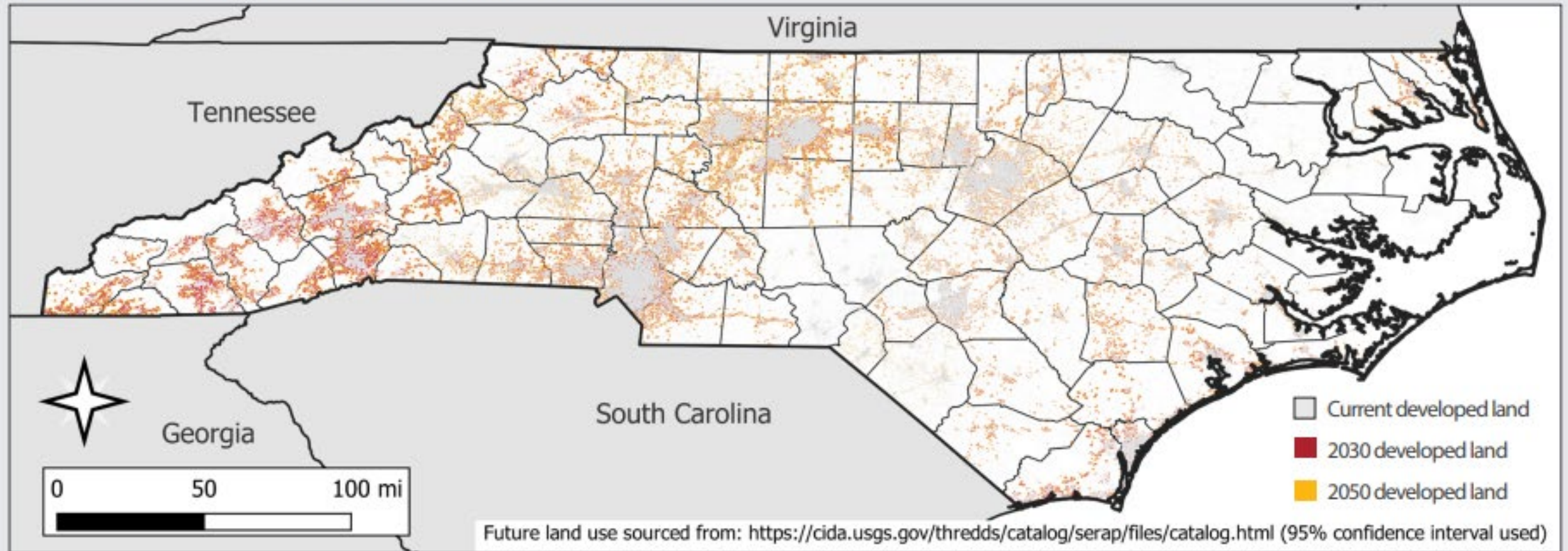
Forecast land loss	2030	2050
Forest	88,985	187,371
Wetland	10,380	22,077
Pasture and cultivated	51,039	106,611
TOTAL	150,404	316,059



Data source: NCSU Center for Geospatial Analytics - Sanchez, G.M., Terando, A., Smith, J.W., Garcia, A.M., Wagner, C.R. & Meentemeyer, R.K. (2020). Forecasting water demand across a rapidly urbanizing region. Science of the Total Environment, 730

“More than 1.5 million acres of current natural lands have a high probability of development by 2050. Over 750,000 acres of current agricultural land (cropland and pasture) are similarly at high risk of development.” - *The Time is Now, 2021*

Figure 7. Current and Future Projected Developed Lands in North Carolina



Poll – How have you helped to reduce GHGs already?

Poll Question 2.

Are you taking any actions to help reduce greenhouse gas emissions? If so, please select all that apply.

Join at menti.com | use code 2259 9499



PCAP Sectors and Measures

Sector	Measure
Transportation	1. Increase the number of zero-emission and electric vehicles on the road through partnerships, technical assistance, financial incentives, and other mechanisms.
	2. Identify, install, and maintain a publicly accessible electric vehicle charging network accessible to all North Carolinians.
	3. Increase the number of zero-emission and electric vehicles in the state fleet, school buses, and transit buses.
	4. Pursue programs to increase efficiency and reduce GHG emissions at port/freight terminals.
	5. Pursue programs to improve the quality of life and reduce GHG emissions for all North Carolinians.
Electricity	6. Increase the amount of electricity generated by low and no carbon energy resources in NC.
	7. Implement measures to increase energy resiliency in NC communities.
Buildings	8. Reduce per square foot energy usage in buildings in NC.
	9. Decarbonize buildings in NC, through replacement of fossil fuel combustion sources and other greenhouse gas emissions.
Industry	10. Develop programs to support or incentivize implementation of energy efficiency and emissions reduction measures in NC industry
Waste	11. Reduce food waste to avoid improper management, reduce GHG emissions, and reduce food insecurity.
	12. Decarbonize waste collection to reduce GHG emissions associated with inefficient diesel fueled collection vehicles.
	13. Reduce landfill gas emissions through improved landfill operations to collect gas more efficiently.
Natural and Working Lands	14. Protect and restore high-carbon coastal habitats and peatlands.
	15. Protect, use, and develop agricultural and forest land.

REF: <https://www.deq.nc.gov/north-carolina-priority-climate-action-plan-climate-pollution-reduction-grant/open>

Comprehensive Climate Action Plan (CCAP) – Phase 3

- Phase 3 is the Comprehensive Climate Action Plan (CCAP), which will establish near-term and long-term GHG emission reduction targets and identify GHG reduction measures to achieve these goals that are feasible, implementable and measurable.
- The CCAP is a narrative climate planning report that provides an overview of all GHG sources/sinks and sectors following industry standard protocols.
- The CCAP must also include benefits for communities experiencing high energy burdens who also have low incomes, limited access to resources, and disproportionate exposure to environmental or climate *burdens*.
- Categories of burden can include air quality, climate change, energy, environmental hazards, health, housing, legacy pollution, transportation, water and wastewater, and workforce development.



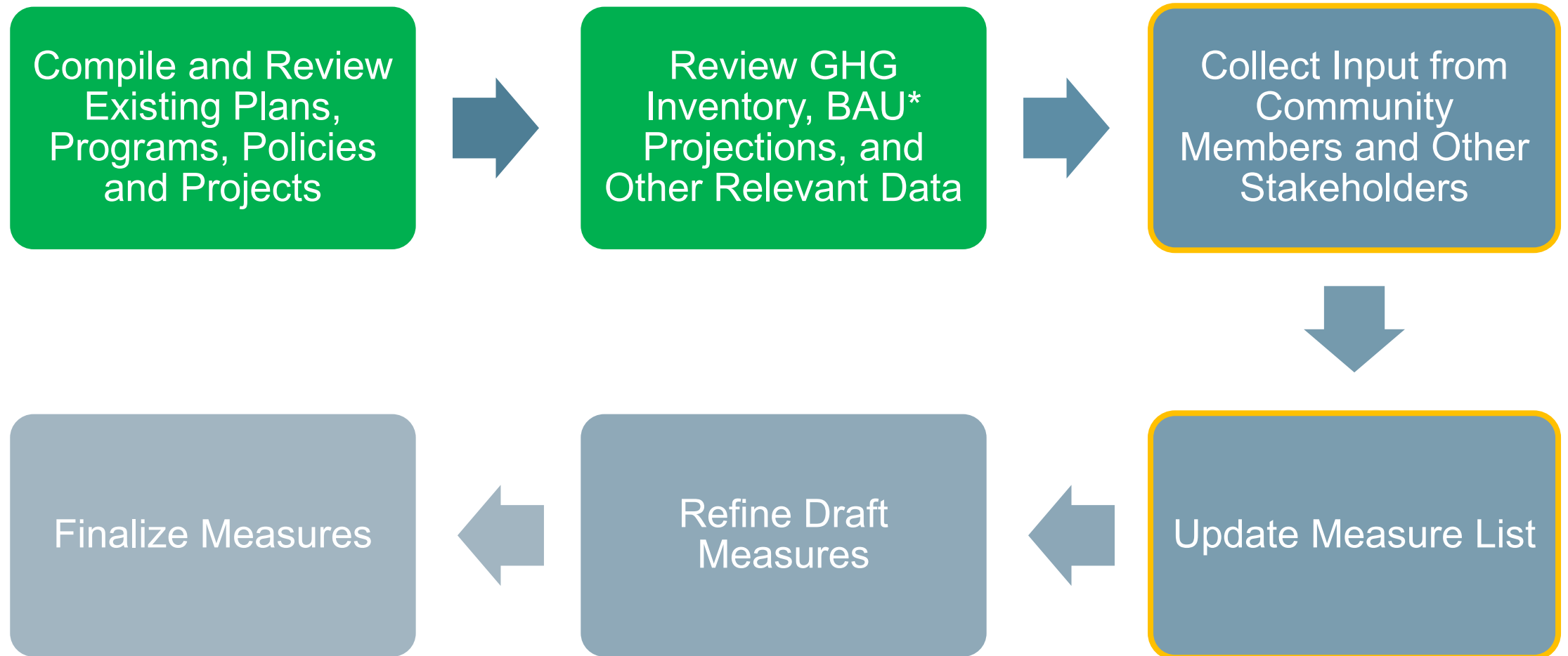
CCAP Development Actions

CCAP Sections	Actions to date
1. Define Plan Scope & Understand Landscape	COMPLETE defined in PCAP & Implementation Grant
2. Plan for and Initiate Outreach & Engagement	In progress.
3. Develop GHG Inventory	COMPLETE using January 2024 report
4. Develop Business-As-Usual Scenario*	COMPLETE using January 2024 report
5. Set Targets (e.g. 2030 and 2050)	COMPLETE using EO80 + EPA targets
6. Identify and Screen GHG Reduction measures	In progress. Updating with new projects and data
7. Assess GHG Reduction Measures	In progress.
8. Plan to Implement	Feasible, Implementable, Measurable
9. Draft, Finalize, Distribute, and Promote the Plan	Due to EPA Dec 1, 2025
10. Reporting on progress	Ongoing 2026 - 2027

BAU: Projections of GHG emissions (and sinks if feasible) in absence of CCAP measures. Developed for the 2020 GHG Inventory by NC Division of Air Quality.



Step 6. Measure Selection Process



*BAU = Business-as-usual

Economy-wide summary of GHG emissions

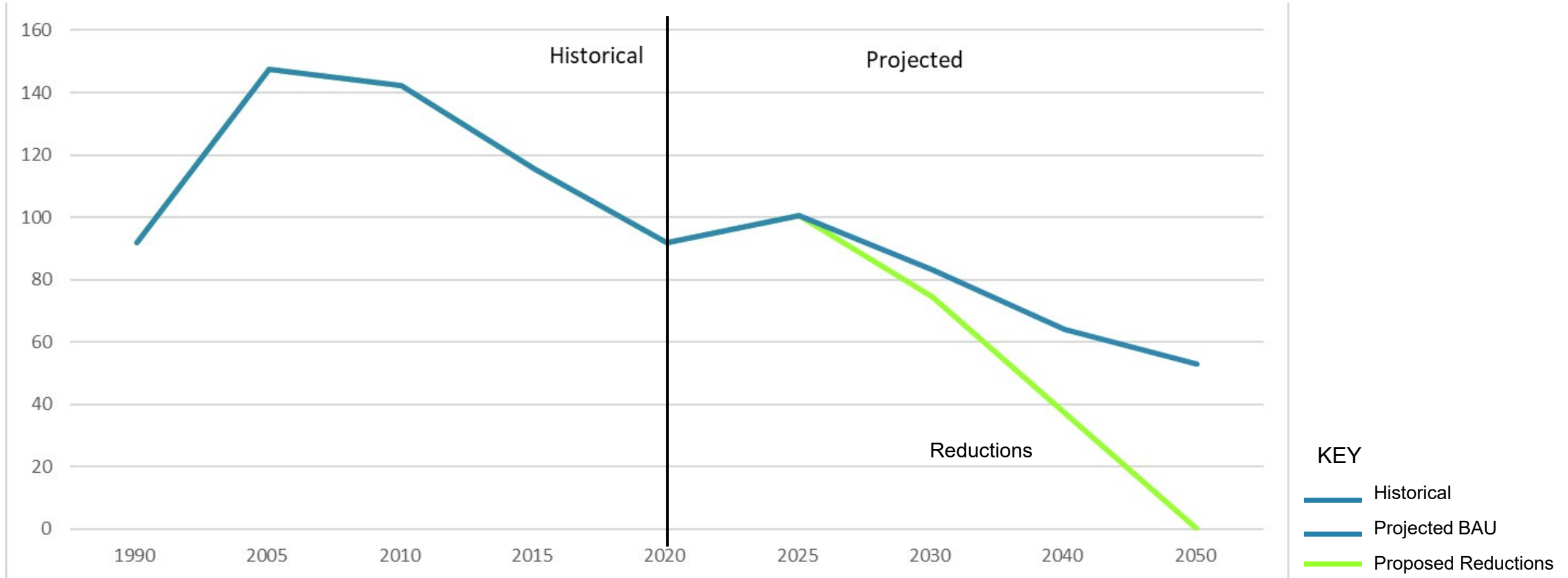


Illustration only



Public Engagement and Outreach

- Solicit your input, and to allow for your feedback about the CCAP
 - Do you know of plans for your community that will help the plan meet the goals described?
 - Do you have new ideas that will help us reach our targets either in the short-term or the long term?
- Your responses will help DEQ identify opportunities to collaborate on new or existing projects, strategies, and initiatives that will further GHG reduction goals.
- Share and discuss updates to energy plans, Executive Orders, major projects and strategies to reduce GHG emissions across the economic sectors.
 - Transportation
 - Electricity
 - Commercial and Residential Buildings
 - Waste Management
 - Natural and Working Lands
- Include partners in Metropolitan Statistical Areas
- Showcase State Energy Office programs



Benefits Analysis



Identification

Rely on geographic areas defined in PCAP

Census Tract IDs



Meaningful Engagement

Description of the engagement: how and with whom

To include feedback from communities



Benefits

Qualitative description of measures

- Improved health outcomes and access to services
- Job creation
- Decreased energy costs

<i>EXAMPLE</i>						
Sector	Measure	Improved public health outcomes	Job creation	Improved climate resilience	Improved access to services	Decreased energy costs
Buildings	Weatherization	X	X	X	X	X
	Energy Saver NC	X	X	X	X	X



Listening Sessions and Public Comment

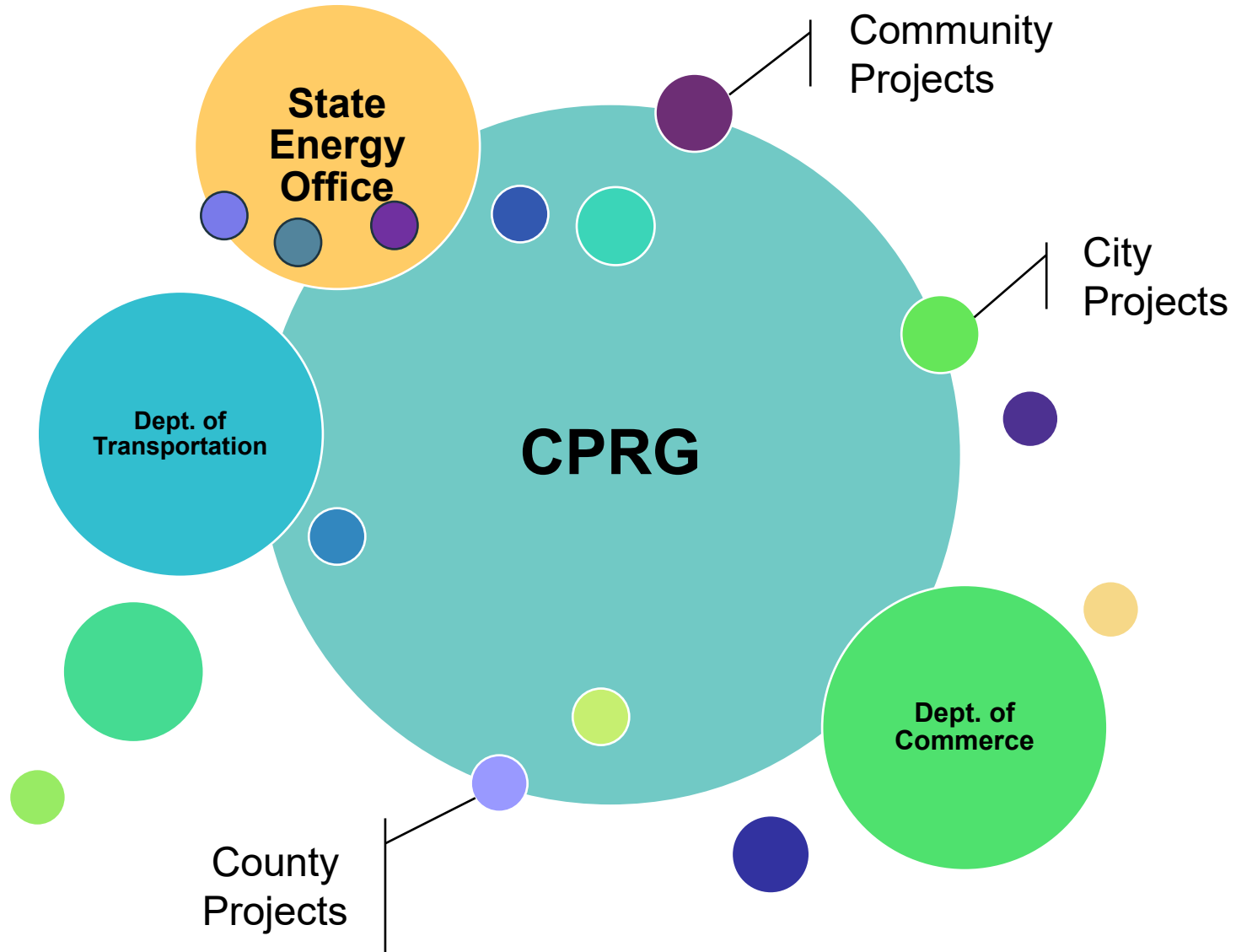
- **Phase 1:** Listening sessions (Feb. – March)
 - Virtual meeting
 - Feb 25 | Kick-off
 - In-person meetings
 - Feb 27 | Pembroke
 - Mar 6 | Fayetteville
 - Mar 13 | Morganton
 - Mar 20 | Roanoke Rapids
 - Mar 27 | Wilmington
 - Collaboration with Partners
 - Community groups, local government organizations, etc.
- **Phase 2:** Public Comment (August – *PROPOSED*)
 - Virtual meetings
 - Dates
 - In-person meetings
 - Locations and dates
 - Central NC
 - Western NC
 - Northeastern NC
 - Southeastern NC
 - Collaboration with Partners



CCAP Planning Timeline and Deliverables



Data Gathering



Sector	Proposed Measure	Description
Buildings	Weatherization+ Assistance Program	Will fund home readiness repairs and improvements for low-income rural communities single- and multi-family housing currently on the state's WAP deferral lists.
	Utility Savings Initiative	Provides program management support to assess, identify, and oversee EE projects for state-owned facilities with a focus on projects that can provide benefits to low-income rural communities.
	Energy Saver NC	This initiative helps income-eligible homeowners and renters across the state cover the cost of energy efficiency and electrification upgrades with a focus on areas with high energy burden.
Industry	Industrial Electrification, Efficiency, and Process Emissions Reduction	Provides no cost energy assessments to small and medium industrial organizations across NC with the goal of identifying EE opportunities and helping organizations better understand and manage their utility costs.
	Industrial Decarbonization Loan Fund	Will allow businesses to take advantage of IRA tax credits that assist with the transition to clean energy technologies and GHG reductions.
Waste	Organic Waste Reduction	Examine the current state of food waste management in North Carolina, including existing diversion programs, infrastructure, and policies. Identify key stakeholders, including municipalities, waste management companies, and community organizations. Investigate best practices and innovative approaches from other states or countries that have successfully implemented food waste reduction measures.
	Waste Operations Electrification and Decarbonization	Promotes the conversion of existing municipal solid waste (MSW) and material recovery collection currently serviced with conventional diesel fueled trucks to an electric or other low-carbon fuels fleet (e.g., compressed natural gas or renewable natural gas).
	Landfill Gas Reductions	Will distribute funds to landfill operators to procure gas reduction solutions and the implementation of the gas reduction measures at landfills. Program W3 will prioritize landfills that are flaring gas as opposed to producing energy (where possible), do not have gas collection systems in place, or could install a collection system earlier in the landfill life.



Some Strategic Recommendations Natural and Working Lands

Protect and restore forests and wetlands within **flood-prone areas**.

Integrate climate adaptation and resiliency strategies into **local government comprehensive plans**.

Increase **technical and financial assistance** for forest management.

Coordinate voluntary **floodplain buyout and restoration programs** to increase resilience.

Promote urban forests through programs to foster **retention and management of urban trees**

Protect and restore forested lands in **water supply watersheds**

Encourage **soil conservation practices** on croplands and pasturelands.

Improve **manure management** on farms.

Questions for YOU

- What work are you doing that may fit within this plan?
- Are there other projects out there?
- How often would you like to be involved in our process?
- Other public engagement opportunities?



Electric Power



Transportation



Industry



Residential & Commercial Buildings



Waste and Materials Management



Agriculture/ Natural & Working Lands

Poll – Feedback choices

Poll Question 3.

What is the best way for you to receive information about the Comprehensive Climate Action Plan? Please select all that apply.

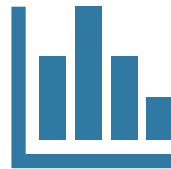
Join at menti.com | use code **5477 8580**



Next Steps



Survey
(Feb – Mar)



Data collection & analysis
(Feb – June)



Engagement sessions
(Feb – Mar)



Public comment
(August)

Contact Information

Robin Barrows
CPRG Program Supervisor
State Energy Office
robin.barrows@deq.nc.gov
919-707-8662

Brittney Holden
CPRG Outreach and
Engagement Specialist
State Energy Office
brittney.holden@deq.nc.gov
919-707-6000

David Stratton
CPRG Project Manager
State Energy Office
david.stratton@deq.nc.gov
919-707-8372

Maya Cough-Schulze
Division of Land and Water
Stewardship
Natural Heritage Program
maya.cough-schulze@dn-cr.nc.gov
919-707-9413

