

2018

Compliance Calendar

Perchloroethylene (Perc)



Dry-Cleaning Solvent Cleanup Act

North Carolina Department of
Environmental Quality
Division of Waste Management



DSCA Program
(919) 707-8358

DSCA Facility ID#

Facility Name: _____

Address: _____

Phone#: _____

Machine#: _____ Serial#: _____

INTRODUCTION:

This calendar will help you maintain compliance with the North Carolina Dry-Cleaning Solvent Cleanup Act (DSCA) requirements, which incorporate the DSCA Minimum Management Practices, the Federal Air Quality Perchloroethylene Dry-Cleaners NESHAP (National Emission Standards for Hazardous Air Pollutants) requirements, and hazardous waste regulations. You must be in compliance with all of these regulations to ensure eligibility for the North Carolina Dry-Cleaning Solvent Cleanup Act Program. If you have more than one perc machine, we recommend that you use a calendar for each machine. However, since perc consumption is calculated for your entire facility, **you must record the sum of all perc purchases on one calendar**. Please contact us at (919) 707-8358 if you wish to receive additional calendars.

Environmental contamination from releases of solvents at dry-cleaning facilities has been recognized for years as a serious problem throughout the United States. In 1997, the North Carolina General Assembly passed the Dry-Cleaning Solvent Cleanup Act, or DSCA, to address this contamination. DSCA created a fund that provides financial assistance to dry cleaners and dry-cleaner property owners to help defray the costs of these cleanups. Revenue for the fund is received from a tax on dry-cleaning solvents and a portion of the state sales tax collected for dry-cleaning services. This fund is administered by the N.C. Division of Waste Management within the State Department of Environmental Quality (DEQ).

DSCA also enabled the Department to develop rules called “Minimum Management Practices” (MMPs) that all active dry-cleaning and wholesale solvent distribution facilities must follow in order to prevent environmental contamination. In 2002, these rules became effective for all facilities in North Carolina. Compliance with the MMPs is also required in order for the dry cleaner to be eligible for the DSCA cleanup fund. In order to ensure compliance with these MMPs, the Division of Waste Management formed a compliance program in 2005.

In addition to the MMPs, dry cleaners also must comply with regulations enforced by other DEQ programs. These include air quality rules that fall under the jurisdiction of the Division of Air Quality and hazardous waste rules that are enforced by the Division of Waste Management’s Hazardous Waste Section. The DSCA compliance program recognized that inspectors from three different regulatory programs within DEQ could potentially confuse cleaners because each inspector would be checking for compliance with different environmental rules even though all three would be representing the same agency.

To alleviate such confusion and to use DEQ resources more efficiently, the N.C. Division of Waste Management entered into a memorandum of agreement with the N.C. Division of Air Quality in December 2005. This agreement recognizes that the DSCA compliance program would perform inspections for air quality regulations that are pertinent to dry-cleaning facilities in all counties except Buncombe, Forsyth and Mecklenburg. These regulations include the National Emission Standards for Hazardous Air Pollutants, or NESHAP, which apply to perchloroethylene facilities and the New Source Performance Standards, or NSPS, which apply to dry cleaners that use petroleum solvents. The three excluded counties listed above have their own air quality programs and retain their authority to perform inspections and ensure compliance with the regulations.

The DSCA compliance program was also authorized by the director of the N.C. Division of Waste Management to perform inspections at dry-cleaning facilities in all 100 counties for compliance with Resource Conservation and Recovery Act, or RCRA regulations. These inspections were performed previously by the division’s Hazardous Waste Section. With these internal authorizations, the DSCA compliance program provides a single point of contact to the individual dry cleaner for all applicable environmental regulations.

In order to assist dry cleaners in North Carolina with regulatory compliance, the DSCA compliance program has developed this calendar to provide applicable rules, recordkeeping, guidance and reference information in one document for the convenience of facility owners and operators. Completion of the monthly recording logs are necessary for the dry cleaner to ensure that operations are being conducted in a manner that complies with environmental regulations.

Your plant will be considered “active” if the dry-cleaning machine is connected to power and contains solvent. Therefore, as an “active” plant, you must comply with all of the applicable environmental regulations, including the required recordkeeping, until your machine is decommissioned and your solvent/waste solvent is removed by a licensed waste hauler and you receive documentation (i.e. return manifest) that your facility’s generated waste has been properly transported, received and disposed.

Please note the following color-coding used throughout this calendar:

- ▶ Items that are highlighted **RED** are **REQUIRED** for compliance.
- ▶ Items that are highlighted **BLUE** are **recommended** practices.

If you have any comments or suggestions for improvements to the calendar, please contact Eric Swope at (919) 707-8358.

Facility Status/Change of Ownership Notification:

If any of the following changes occur at your facility, you should complete the appropriate attached postcard below, detach and mail the postcard below to the DSCA Program:

- Open a new full service dry-cleaning store
- Open a new pickup store
- Close an existing full service dry-cleaning store
- Closing of existing pickup store
- Name change of dry-cleaning facility
- Change of dry-cleaning business ownership
- Change of property ownership
- Converting a Pickup Store to an Active Full-Service Store
- Converting an Active Full-Service Store to a Pickup Store
- Installation of new dry-cleaning machine
- Removal of old dry-cleaning machine
- Change of solvent used at a full-service store

✂ Detach postcard.

Action Taken: New Facility (Plant) Opening
 Change Property Ownership Existing Facility (Plant) Closing
 Change Business Ownership New Pickup Store Opening
 Change of Facility Name Existing Pickup Store Closing
 Converting Pickup Store to Full-Service Converting Full-Service to Pickup Store

Former Owner/Contact Information: _____ Date Open/Close: _____

Facility /Owner Name: _____

Facility Name: _____

Facility Address: _____

Phone Number: _____

New Owner/Contact Information: _____ Date Open/Close: _____

Facility/Owner Name: _____

Facility Name: _____

Facility Address: _____

Mailing Address: _____

City: _____ State: _____ Zip: _____

Phone Number: _____ Fax Number: _____

Facilities that no longer clean clothes on the premises of that facility but function as “pick up” stores, must remove all solvent and solvent-containing waste from the dry-cleaning machines and the machines must be disconnected from electrical power. Otherwise, the facility must comply with all of the applicable regulations.

Decommissioning a dry-cleaning facility:

For your facility to be considered a closed (inactive) full-service plant, you must decommission the machine by removing the solvent, waste solvent, and separator water from the dry-cleaning machine in an environmentally safe manner utilizing a licensed waste hauler. You must also permanently disconnect the machine from the power source. Your plant will be considered “active” if the dry-cleaning machine is connected to power and contains solvent. Therefore, as an “active” plant, you must comply with all of the applicable environmental regulations, including the required recordkeeping, until your machine is decommissioned and your solvent/waste solvent is removed by a licensed waste hauler and you receive documentation (i.e. return manifest) that your facility’s generated waste has been properly transported, received, and disposed.

Action Taken: Installation of new machine Change of solvent used
 Removal of old machine

Facility Information:

Facility/Owner Name: _____

Facility Address: _____

Mailing Address: _____

City: _____ State: _____ Zip: _____

Phone Number: _____ Fax Number: _____

Old Machine Information:

Manufacturer: _____

Model: _____

Serial No: _____

Removal Date: _____

Generation: _____

Solvent: _____

New Machine Information:

Manufacturer: _____

Model: _____

Serial No: _____

Installation Date: _____

Generation: 4 or 5

Solvent: _____

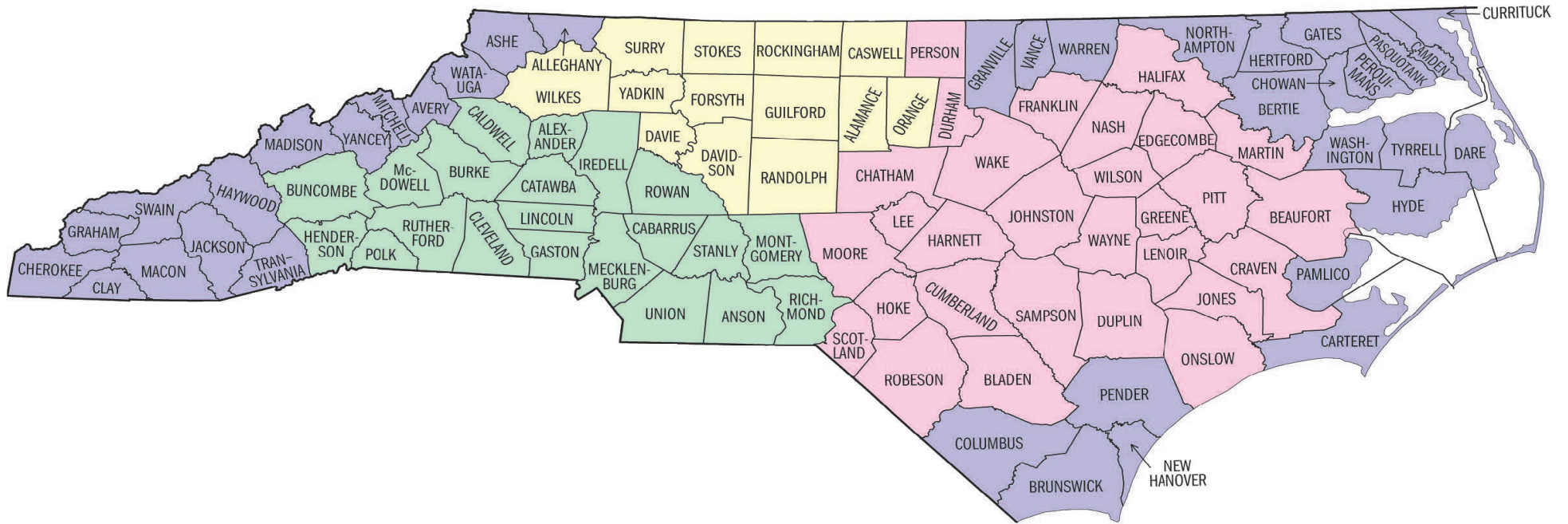
NC DEQ / DWM-Dry Cleaning Program
1646 Mail Service Center
Raleigh NC 27699-1646

Place
Stamp
Here

NC DEQ / DWM-Dry Cleaning Program
1646 Mail Service Center
Raleigh NC 27699-1646

Place
Stamp
Here

DSCA Compliance Inspectors / Regions:



Eric Swope
Compliance Supervisor
Eric.Swope@ncdenr.gov
(919) 707-8358

Eric Swope
Eric.Swope@ncdenr.gov

Ne'Shonda Cobbs
(Mecklenburg Region)
Neshonda.Cobbs@ncdenr.gov

Vacant
(Winston-Salem Region)

Pam Moore
(Central Region)
Pamela.Moore@ncdenr.gov

Aram Kim
(Korean Assistance)
Aram.Kim@ncdenr.gov

HIGH/LOW PRESSURE LOG
or (WEEKLY REFRIGERATED CONDENSER EXIT TEMP LOG)

Date	Outlet Temp °C / °F	High/Low Pressure Log		Is Temp ≤ 45° F (7.2° C)? OR
		MFR H/L Pressure Ranges:		
		Actual High	Actual Low	Is pressure in range specified by MFR?
		18 - 23	3 - 5	
12/1	42			Y N
12/8	46			Y N
12/15		20	4.5	Y N
12/22		24	2	Y N

Describe Adjustment/Repair:

Date: 12/8--Checked Freon charge and cleaned condenser coils
12/22--Cleaned refrigerant coils

WEEKLY HAZARDOUS WASTE INSPECTION LOG*

Inspection Date:	12/1	12/8	12/15	12/22	12/29
Spills or leaks?	Y N	Y N	Y N	Y N	Y N
Waste Containers/Drums in Secondary Containment?	Y N	Y N	Y N	Y N	Y N
Drums Closed?	Y N	Y N	Y N	Y N	Y N
Drums Clearly Labeled "Hazardous Waste"?	Y N	Y N	Y N	Y N	Y N
Drums Clearly Dated?	Y N	Y N	Y N	Y N	Y N
Storage Time Limits OK?	Y N	Y N	Y N	Y N	Y N
Accumulation Limits OK?	Y N	Y N	Y N	Y N	Y N
Outdoor: Area Secure?	Y N	Y N	Y N	Y N	Y N

Describe Corrective Action:

Date: 12/15 - Tightened metal band around drum

*Weekly Haz. Waste Log Required for SQG

MONTHLY WASTE GENERATION LOG (Recommended)

Date	Separator Water (gallons)	Other Contact Water (gallons)
12/1	5	0.5
12/8	6	0.75
12/15	7	1
12/22	4	0.5
12/29	2	0.5

▶ When waste is shipped, complete the "Hazardous Waste Manifest Log" located at the back of the calendar.

▶ If contact water is treated on site, this water amount is NOT recorded on the "Hazardous Waste Manifest Log."

WEEKLY NESHAP INSPECTION LOG

Leak Detection and Repair (LDAR) Inspection Conducted By: (P) Perceptible / Halogen Detector (H)					
Inspection Method & Inspection Date	P H	P H	P H	P H	P H
	12/1	12/8	12/15	12/22	12/29
Hoses & Pipes	Y N	Y N	Y N	Y N	Y N
Fittings, Couplings & Valves	Y N	Y N	Y N	Y N	Y N
Door Gaskets & Seatings	Y N	Y N	Y N	Y N	Y N
Filter Gaskets & Seatings	Y N	Y N	Y N	Y N	Y N
Pumps	Y N	Y N	Y N	Y N	Y N
Solvent Tanks & Containers	Y N	Y N	Y N	Y N	Y N
Waste Separators	Y N	Y N	Y N	Y N	Y N
Muck Cookers	Y N	Y N	Y N	Y N	Y N
Stills	Y N	Y N	Y N	Y N	Y N
Exhaust Dampers	Y N	Y N	Y N	Y N	Y N
All Filter Housings	Y N	Y N	Y N	Y N	Y N

▶ A perceptible leak is one that you can smell or see (pool or droplets of liquid) or feel (air flow). Repair all detected leaks within 24 hours. If repair parts must be ordered, the parts must be ordered within 2 working days. The repair parts must be installed within 5 working days upon receipt of the parts.

REPAIR LOG

Leaking Item Location	Date Parts Ordered	Date Parts Received	Date Repaired
Machine Door: ordered gasket	12/15	12/19	12/20

WEEKLY ON-SITE WASTEWATER TREATMENT UNIT INSPECTION: (Evaporator / Mister)

Date	12/1	12/8	12/15	12/22	12/29
Equipment leak free?	Y N	Y N	Y N	Y N	Y N
Equipment operating properly?	Y N	Y N	Y N	Y N	Y N
Secondary containment OK?	Y N	Y N	Y N	Y N	Y N
Date filters changed and treated as hazardous waste:	12/1/17				
Describe Repairs / Corrective Actions:	Date: 12/8 -- Leak in peristaltic pump tubing. Replaced tubing on 12/8				

▶ Have you changed your wastewater treatment filters according to the manufacturer's specifications?

DECEMBER 2017

Sunday	Monday	Tuesday	Wednesday	Thursday	Friday	Saturday
					1 35 30 15 (80 lbs)	2 30 30 (60 lbs)
3	4 35 30 (65 lbs)	5 34 30 (64 lbs)	6 27 23 25 (75 lbs)	7 35 30 (65 lbs)	8 32 32 32 (96 lbs)	9 34 32 (66 lbs)
10	11 30 20 (50 lbs)	12 22 (22 lbs)	13 34 34 32 (100 lbs)	14 15 30 (45 lbs)	15 34 31 35 (100 lbs)	16 30 25 (55 lbs)
17	18 35 30 15 (80 lbs)	19 No cleaning	20 34 32 (66 lbs)	21 34 (34 lbs)	22 30 (30 lbs)	23 31 34 (65 lbs)
24	25 CLOSED	26 34 (34 lbs)	27 34 (34 lbs)	28 36 (36 lbs)	29 30 (30 lbs)	30 31 35 (66 lbs)
31						

PERC PURCHASES RUNNING TOTAL		
Running Total From Last Month		60
Subtract Perc Purchased DECEMBER 2016	-	15
SUBTOTAL		45
Purchase Date	Purchase Amount	12-Month Running Total
12/5	+ 15	60
	+	

Be sure to record the total on the 5-Year Perc Purchase Log.

SOLVENT MILEAGE CALCULATION (Recommended)	
12-Mo. Total Lbs. Cleaned From Last Month	18060
Subtract Pounds Cleaned DECEMBER 2016	- 1565
SUBTOTAL	
Total Pounds Cleaned December 2017	16495
+ 1418	= 17913
12 Mo. Total Lbs. Cleaned	= 299
12 Mo. Solvent Purchased	

NOVEMBER 2017						
S	M	T	W	T	F	S
			1	2	3	4
5	6	7	8	9	10	11
12	13	14	15	16	17	18
19	20	21	22	23	24	25
26	27	28	29	30		

JANUARY 2018						
S	M	T	W	T	F	S
	1	2	3	4	5	6
7	8	9	10	11	12	13
14	15	16	17	18	19	20
21	22	23	24	25	26	27
28	29	30	31			

★ Weekly H/L Pressure Log (Refrigerated Condenser Exit Temp) Log and Inspection Logs

◆ Calculate perc purchase running total

HIGH/LOW PRESSURE LOG or (WEEKLY REFRIGERATED CONDENSER EXIT TEMP LOG)				
Date	Outlet Temp °C / °F	High/Low Pressure Log		Is Temp ≤ 45°F (7.2°C)? OR
		MFR H/L Pressure Ranges:		
		-	-	Is pressure in range specified by MFR?
Actual High	Actual Low			
				Y N
				Y N
				Y N
				Y N
				Y N
Describe Adjustment/Repair: Date:				

WEEKLY HAZARDOUS WASTE INSPECTION LOG*					
Inspection Date:					
Spills or leaks?	Y N	Y N	Y N	Y N	Y N
Waste Containers/Drums in Secondary Containment?	Y N	Y N	Y N	Y N	Y N
Drums Closed?	Y N	Y N	Y N	Y N	Y N
Drums Clearly Labeled "Hazardous Waste"?	Y N	Y N	Y N	Y N	Y N
Drums Clearly Dated?	Y N	Y N	Y N	Y N	Y N
Storage Time Limits OK?	Y N	Y N	Y N	Y N	Y N
Accumulation Limits OK?	Y N	Y N	Y N	Y N	Y N
Outdoor: Area Secure?	Y N	Y N	Y N	Y N	Y N
Describe Corrective Action:					
▶ *Weekly Haz. Waste Log Required for SQG					

MONTHLY WASTE GENERATION LOG (Recommended)		
Date	Separator Water (gallons)	Other Contact Water (gallons)
▶ When waste is shipped, complete the "Hazardous Waste Manifest Log" located at the back of the calendar.		
▶ If contact water is treated on site, this water amount is NOT recorded on the "Hazardous Waste Manifest Log."		

WEEKLY NESHAP INSPECTION LOG					
Leak Detection and Repair (LDAR) Inspection Conducted By: (P) Perceptible / Halogen Detector (H)					
Inspection Method & Inspection Date	P H	P H	P H	P H	P H
Hoses & Pipes	Y N	Y N	Y N	Y N	Y N
Fittings, Couplings & Valves	Y N	Y N	Y N	Y N	Y N
Door Gaskets & Seatings	Y N	Y N	Y N	Y N	Y N
Filter Gaskets & Seatings	Y N	Y N	Y N	Y N	Y N
Pumps	Y N	Y N	Y N	Y N	Y N
Solvent Tanks & Containers	Y N	Y N	Y N	Y N	Y N
Waste Separators	Y N	Y N	Y N	Y N	Y N
Muck Cookers	Y N	Y N	Y N	Y N	Y N
Stills	Y N	Y N	Y N	Y N	Y N
Exhaust Dampers	Y N	Y N	Y N	Y N	Y N
All Filter Housings	Y N	Y N	Y N	Y N	Y N

REPAIR LOG			
Leaking Item Location	Date Parts Ordered	Date Parts Received	Date Repaired

WEEKLY ON-SITE WASTEWATER TREAT- MENT UNIT INSPECTION: (Evaporator / Mister)					
Date					
Equipment leak free?	Y N	Y N	Y N	Y N	Y N
Equipment operating properly?	Y N	Y N	Y N	Y N	Y N
Secondary containment OK?	Y N	Y N	Y N	Y N	Y N
Date filters changed and treated as hazardous waste:					
Describe Repairs / Corrective Actions: Date:					
▶ Have you changed your wastewater treatment filters according to the manufacturer's specifications?					

▶ A perceptible leak is one that you can smell or see (pool or droplets of liquid) or feel (air flow). Repair all detected leaks within 24 hours. If repair parts must be ordered, the parts must be ordered within 2 working days. The repair parts must be installed within 5 working days upon receipt of the parts.

JANUARY 2018

Sunday	Monday	Tuesday	Wednesday	Thursday	Friday	Saturday
	1 ◆	2	3	4	5 *	6
7	8	9	10	11	12 *	13
14	15	16	17	18	19 *	20
21	22	23	24	25	26 *	27
28	29	30	31			

PERC PURCHASES RUNNING TOTAL		
Running Total From Last Month		
Subtract Perc Purchased JANUARY 2017		-
SUBTOTAL		
Purchase Date	Purchase Amount (Gal.)	12-Month Running Total
	+	
	+	

SOLVENT MILEAGE CALCULATION (Recommended)	
12-Mo. Total Lbs. Cleaned From Last Month	
Subtract Pounds Cleaned JANUARY 2017	-
SUBTOTAL	
Total Pounds Cleaned January 2018	12-Mo. Total Lbs. Cleaned
+	=
12 Mo. Total Lbs. Cleaned	=
12 Mo. Solvent Purchased	=

DECEMBER 2017						
S	M	T	W	T	F	S
					1	2
3	4	5	6	7	8	9
10	11	12	13	14	15	16
17	18	19	20	21	22	23
24	25	26	27	28	29	30
31						

FEBRUARY 2018						
S	M	T	W	T	F	S
					1	2
3	4	5	6	7	8	9
10	11	12	13	14	15	16
17	18	19	20	21	22	23
24	25	26	27	28		

* Weekly H/L Pressure Log (Refrigerated Condenser Exit Temp) Log and Inspection Logs

◆ Calculate perc purchase running total

HIGH/LOW PRESSURE LOG or (WEEKLY REFRIGERATED CONDENSER EXIT TEMP LOG)				
Date	Outlet Temp °C / °F	High/Low Pressure Log		Is Temp ≤ 45°F (7.2°C)? OR
		MFR H/L Pressure Ranges:		
		-	-	Is pressure in range specified by MFR?
Actual High	Actual Low	Y N		
				Y N
				Y N
				Y N
				Y N
				Y N
Describe Adjustment/Repair: Date:				

WEEKLY HAZARDOUS WASTE INSPECTION LOG*					
Inspection Date:					
Spills or leaks?	Y N	Y N	Y N	Y N	Y N
Waste Containers/Drums in Secondary Containment?	Y N	Y N	Y N	Y N	Y N
Drums Closed?	Y N	Y N	Y N	Y N	Y N
Drums Clearly Labeled "Hazardous Waste"?	Y N	Y N	Y N	Y N	Y N
Drums Clearly Dated?	Y N	Y N	Y N	Y N	Y N
Storage Time Limits OK?	Y N	Y N	Y N	Y N	Y N
Accumulation Limits OK?	Y N	Y N	Y N	Y N	Y N
Outdoor: Area Secure?	Y N	Y N	Y N	Y N	Y N
Describe Corrective Action:					
▶*Weekly Haz. Waste Log Required for SQG					

MONTHLY WASTE GENERATION LOG (Recommended)		
Date	Separator Water (gallons)	Other Contact Water (gallons)
▶When waste is shipped, complete the "Hazardous Waste Manifest Log" located at the back of the calendar.		
▶If contact water is treated on site, this water amount is NOT recorded on the "Hazardous Waste Manifest Log."		

WEEKLY NESHAP INSPECTION LOG						
Leak Detection and Repair (LDAR) Inspection Conducted By: (P) Perceptible / Halogen Detector (H)						
Inspection Method & Inspection Date	P	H	P	H	P	H
	Hoses & Pipes	Y	N	Y	N	Y
Fittings, Couplings & Valves	Y	N	Y	N	Y	N
Door Gaskets & Seatings	Y	N	Y	N	Y	N
Filter Gaskets & Seatings	Y	N	Y	N	Y	N
Pumps	Y	N	Y	N	Y	N
Solvent Tanks & Containers	Y	N	Y	N	Y	N
Waste Separators	Y	N	Y	N	Y	N
Muck Cookers	Y	N	Y	N	Y	N
Stills	Y	N	Y	N	Y	N
Exhaust Dampers	Y	N	Y	N	Y	N
All Filter Housings	Y	N	Y	N	Y	N


REPAIR LOG			
Leaking Item Location	Date Parts Ordered	Date Parts Received	Date Repaired

WEEKLY ON-SITE WASTEWATER TREAT- MENT UNIT INSPECTION: (Evaporator / Mister)					
Date					
Equipment leak free?	Y N	Y N	Y N	Y N	Y N
Equipment operating properly?	Y N	Y N	Y N	Y N	Y N
Secondary containment OK?	Y N	Y N	Y N	Y N	Y N
Date filters changed and treated as hazardous waste:					
Describe Repairs / Corrective Actions: Date:					

▶ A perceptible leak is one that you can smell or see (pool or droplets of liquid) or feel (air flow). Repair all detected leaks within 24 hours. If repair parts must be ordered, the parts must be ordered within 2 working days. The repair parts must be installed within 5 working days upon receipt of the parts.

▶ Have you changed your wastewater treatment filters according to the manufacturer's specifications?

FEBRUARY 2018

Sunday	Monday	Tuesday	Wednesday	Thursday	Friday	Saturday
				1 	2 *	3
4	5	6	7	8	9 *	10
11	12	13	14	15	16 *	17
18	19	20	21	22	23 *	24
25	26	27	28			

PERC PURCHASES RUNNING TOTAL		
Running Total From Last Month		
Subtract Perc Purchased FEBRUARY 2017		-
SUBTOTAL		
Purchase Date	Purchase Amount (Gal.)	12-Month Running Total
	+	
	+	

SOLVENT MILEAGE CALCULATION (Recommended)	
12-Mo. Total Lbs. Cleaned From Last Month	
Subtract Pounds Cleaned FEBRUARY 2017	-
SUBTOTAL	
Total Pounds Cleaned February 2018	12-Mo. Total Lbs. Cleaned
+	=
12 Mo. Total Lbs. Cleaned	=
12 Mo. Solvent Purchased	=

JANUARY 2018						
S	M	T	W	T	F	S
	1	2	3	4	5	6
7	8	9	10	11	12	13
14	15	16	17	18	19	20
21	22	23	24	25	26	27
28	29	30	31			

MARCH 2018						
S	M	T	W	T	F	S
				1	2	3
4	5	6	7	8	9	10
11	12	13	14	15	16	17
18	19	20	21	22	23	24
25	26	27	28	29	30	31

* Weekly H/L Pressure Log (Refrigerated Condenser Exit Temp) Log and Inspection Logs

 Calculate perc purchase running total

HIGH/LOW PRESSURE LOG or (WEEKLY REFRIGERATED CONDENSER EXIT TEMP LOG)				
Date	Outlet Temp °C / °F	High/Low Pressure Log		Is Temp ≤ 45°F (7.2°C)? OR
		MFR H/L Pressure Ranges:		
		-	-	Is pressure in range specified by MFR?
Actual High	Actual Low	Y N		
				Y N
				Y N
				Y N
				Y N
				Y N
Describe Adjustment/Repair: Date:				

WEEKLY HAZARDOUS WASTE INSPECTION LOG*					
Inspection Date:					
Spills or leaks?	Y N	Y N	Y N	Y N	Y N
Waste Containers/Drums in Secondary Containment?	Y N	Y N	Y N	Y N	Y N
Drums Closed?	Y N	Y N	Y N	Y N	Y N
Drums Clearly Labeled "Hazardous Waste"?	Y N	Y N	Y N	Y N	Y N
Drums Clearly Dated?	Y N	Y N	Y N	Y N	Y N
Storage Time Limits OK?	Y N	Y N	Y N	Y N	Y N
Accumulation Limits OK?	Y N	Y N	Y N	Y N	Y N
Outdoor: Area Secure?	Y N	Y N	Y N	Y N	Y N
Describe Corrective Action:					
▶*Weekly Haz. Waste Log Required for SQG					

MONTHLY WASTE GENERATION LOG (Recommended)		
Date	Separator Water (gallons)	Other Contact Water (gallons)
▶When waste is shipped, complete the "Hazardous Waste Manifest Log" located at the back of the calendar.		
▶If contact water is treated on site, this water amount is NOT recorded on the "Hazardous Waste Manifest Log."		

WEEKLY NESHAP INSPECTION LOG					
Leak Detection and Repair (LDAR) Inspection Conducted By: (P) Perceptible / Halogen Detector (H)					
Inspection Method & Inspection Date	P H	P H	P H	P H	P H
Hoses & Pipes	Y N	Y N	Y N	Y N	Y N
Fittings, Couplings & Valves	Y N	Y N	Y N	Y N	Y N
Door Gaskets & Seatings	Y N	Y N	Y N	Y N	Y N
Filter Gaskets & Seatings	Y N	Y N	Y N	Y N	Y N
Pumps	Y N	Y N	Y N	Y N	Y N
Solvent Tanks & Containers	Y N	Y N	Y N	Y N	Y N
Waste Separators	Y N	Y N	Y N	Y N	Y N
Muck Cookers	Y N	Y N	Y N	Y N	Y N
Stills	Y N	Y N	Y N	Y N	Y N
Exhaust Dampers	Y N	Y N	Y N	Y N	Y N
All Filter Housings	Y N	Y N	Y N	Y N	Y N

REPAIR LOG			
Leaking Item Location	Date Parts Ordered	Date Parts Received	Date Repaired

WEEKLY ON-SITE WASTEWATER TREATMENT UNIT INSPECTION: (Evaporator / Mister)					
Date					
Equipment leak free?	Y N	Y N	Y N	Y N	Y N
Equipment operating properly?	Y N	Y N	Y N	Y N	Y N
Secondary containment OK?	Y N	Y N	Y N	Y N	Y N
Date filters changed and treated as hazardous waste:					
Describe Repairs / Corrective Actions: Date:					

▶ A perceptible leak is one that you can smell or see (pool or droplets of liquid) or feel (air flow). Repair all detected leaks within 24 hours. If repair parts must be ordered, the parts must be ordered within 2 working days. The repair parts must be installed within 5 working days upon receipt of the parts.

▶ Have you changed your wastewater treatment filters according to the manufacturer's specifications?

MARCH 2018

Sunday	Monday	Tuesday	Wednesday	Thursday	Friday	Saturday
				1 ◆	2 *	3
4	5	6	7	8	9 *	10
11	12	13	14	15	16 *	17
18	19	20	21	22	23 *	24
25	26	27	28	29	30 *	31

PERC PURCHASES RUNNING TOTAL		
Running Total From Last Month		
Subtract Perc Purchased MARCH 2017		-
SUBTOTAL		
Purchase Date	Purchase Amount (Gal.)	12-Month Running Total
	+	
	+	

SOLVENT MILEAGE CALCULATION (Recommended)	
12-Mo. Total Lbs. Cleaned From Last Month	
Subtract Pounds Cleaned MARCH 2017	-
SUBTOTAL	
Total Pounds Cleaned March 2018	12-Mo. Total Lbs. Cleaned
+	=
12 Mo. Total Lbs. Cleaned	=
12 Mo. Solvent Purchased	=

FEBRUARY 2018						
S	M	T	W	T	F	S
				1	2	3
4	5	6	7	8	9	10
11	12	13	14	15	16	17
18	19	20	21	22	23	24
25	26	27	28			

APRIL 2018						
S	M	T	W	T	F	S
1	2	3	4	5	6	7
8	9	10	11	12	13	14
15	16	17	18	19	20	21
22	23	24	25	26	27	28
29	30					

* Weekly H/L Pressure Log (Refrigerated Condenser Exit Temp) Log and Inspection Logs

◆ Calculate perc purchase running total

APRIL 2018

Sunday	Monday	Tuesday	Wednesday	Thursday	Friday	Saturday
1 ◆	2	3	4	5	6 *	7
8	9	10	11	12	13 *	14
15	16	17	18	19	20 *	21
22	23	24	25	26	27 *	28
29	30					

PERC PURCHASES RUNNING TOTAL		
Running Total From Last Month		
Subtract Perc Purchased APRIL 2017		-
SUBTOTAL		
Purchase Date	Purchase Amount (Gal.)	12-Month Running Total
	+	
	+	

SOLVENT MILEAGE CALCULATION (Recommended)	
12-Mo. Total Lbs. Cleaned From Last Month	
Subtract Pounds Cleaned APRIL 2017	-
SUBTOTAL	
Total Pounds Cleaned April 2018	12-Mo. Total Lbs. Cleaned
+	=
12 Mo. Total Lbs. Cleaned	=
12 Mo. Solvent Purchased	

MARCH 2018						
S	M	T	W	T	F	S
				1	2	3
4	5	6	7	8	9	10
11	12	13	14	15	16	17
18	19	20	21	22	23	24
25	26	27	28	29	30	31

MAY 2018						
S	M	T	W	T	F	S
		1	2	3	4	5
6	7	8	9	10	11	12
13	14	15	16	17	18	19
20	21	22	23	24	25	26
27	28	29	30	31		

* Weekly H/L Pressure Log (Refrigerated Condenser Exit Temp) Log and Inspection Logs

◆ Calculate perc purchase running total

HIGH/LOW PRESSURE LOG or (WEEKLY REFRIGERATED CONDENSER EXIT TEMP LOG)				
Date	Outlet Temp °C / °F	High/Low Pressure Log		Is Temp ≤ 45°F (7.2°C)? OR
		MFR H/L Pressure Ranges:		
		-	-	Is pressure in range specified by MFR?
Actual High	Actual Low	Y N		
				Y N
				Y N
				Y N
				Y N
				Y N
Describe Adjustment/Repair: Date:				

WEEKLY HAZARDOUS WASTE INSPECTION LOG*					
Inspection Date:					
Spills or leaks?	Y N	Y N	Y N	Y N	Y N
Waste Containers/Drums in Secondary Containment?	Y N	Y N	Y N	Y N	Y N
Drums Closed?	Y N	Y N	Y N	Y N	Y N
Drums Clearly Labeled "Hazardous Waste"?	Y N	Y N	Y N	Y N	Y N
Drums Clearly Dated?	Y N	Y N	Y N	Y N	Y N
Storage Time Limits OK?	Y N	Y N	Y N	Y N	Y N
Accumulation Limits OK?	Y N	Y N	Y N	Y N	Y N
Outdoor: Area Secure?	Y N	Y N	Y N	Y N	Y N
Describe Corrective Action:					
▶*Weekly Haz. Waste Log Required for SQG					

MONTHLY WASTE GENERATION LOG (Recommended)		
Date	Separator Water (gallons)	Other Contact Water (gallons)
▶When waste is shipped, complete the "Hazardous Waste Manifest Log" located at the back of the calendar.		
▶If contact water is treated on site, this water amount is NOT recorded on the "Hazardous Waste Manifest Log."		

WEEKLY NESHAP INSPECTION LOG					
Leak Detection and Repair (LDAR) Inspection Conducted By: (P) Perceptible / Halogen Detector (H)					
Inspection Method & Inspection Date	P H	P H	P H	P H	P H
Hoses & Pipes	Y N	Y N	Y N	Y N	Y N
Fittings, Couplings & Valves	Y N	Y N	Y N	Y N	Y N
Door Gaskets & Seatings	Y N	Y N	Y N	Y N	Y N
Filter Gaskets & Seatings	Y N	Y N	Y N	Y N	Y N
Pumps	Y N	Y N	Y N	Y N	Y N
Solvent Tanks & Containers	Y N	Y N	Y N	Y N	Y N
Waste Separators	Y N	Y N	Y N	Y N	Y N
Muck Cookers	Y N	Y N	Y N	Y N	Y N
Stills	Y N	Y N	Y N	Y N	Y N
Exhaust Dampers	Y N	Y N	Y N	Y N	Y N
All Filter Housings	Y N	Y N	Y N	Y N	Y N

REPAIR LOG			
Leaking Item Location	Date Parts Ordered	Date Parts Received	Date Repaired

WEEKLY ON-SITE WASTEWATER TREAT- MENT UNIT INSPECTION: (Evaporator / Mister)					
Date					
Equipment leak free?	Y N	Y N	Y N	Y N	Y N
Equipment operating properly?	Y N	Y N	Y N	Y N	Y N
Secondary containment OK?	Y N	Y N	Y N	Y N	Y N
Date filters changed and treated as hazardous waste:					
Describe Repairs / Corrective Actions: Date:					
▶Have you changed your wastewater treatment filters according to the manufacturer's specifications?					

▶A perceptible leak is one that you can smell or see (pool or droplets of liquid) or feel (air flow). Repair all detected leaks within 24 hours. If repair parts must be ordered, the parts must be ordered within 2 working days. The repair parts must be installed within 5 working days upon receipt of the parts.

MAY 2018

Sunday	Monday	Tuesday	Wednesday	Thursday	Friday	Saturday
		1 ◆	2	3	4 *	5
6	7	8	9	10	11 *	12
13	14	15	16	17	18 *	19
20	21	22	23	24	25 *	26
27	28	29	30	31		

PERC PURCHASES RUNNING TOTAL		
Running Total From Last Month		
Subtract Perc Purchased MAY 2017		-
SUBTOTAL		
Purchase Date	Purchase Amount (Gal.)	12-Month Running Total
	+	
	+	

SOLVENT MILEAGE CALCULATION (Recommended)	
12-Mo. Total Lbs. Cleaned From Last Month	
Subtract Pounds Cleaned MAY 2017	-
SUBTOTAL	
Total Pounds Cleaned May 2018	12-Mo. Total Lbs. Cleaned
+	=
12 Mo. Total Lbs. Cleaned	=
12 Mo. Solvent Purchased	=

APRIL 2018						
S	M	T	W	T	F	S
1	2	3	4	5	6	7
8	9	10	11	12	13	14
15	16	17	18	19	20	21
22	23	24	25	26	27	28
29	30					

JUNE 2018						
S	M	T	W	T	F	S
						1 2
3	4	5	6	7	8	9
10	11	12	13	14	15	16
17	18	19	20	21	22	23
24	25	26	27	28	29	30

* Weekly H/L Pressure Log (Refrigerated Condenser Exit Temp) Log and Inspection Logs

◆ Calculate perc purchase running total

HIGH/LOW PRESSURE LOG or (WEEKLY REFRIGERATED CONDENSER EXIT TEMP LOG)				
Date	Outlet Temp °C / °F	High/Low Pressure Log		Is Temp ≤ 45°F (7.2°C)? OR
		MFR H/L Pressure Ranges:		
		-	-	Is pressure in range specified by MFR?
Actual High	Actual Low			
				Y N
				Y N
				Y N
				Y N
				Y N
				Y N
Describe Adjustment/Repair: Date:				

WEEKLY HAZARDOUS WASTE INSPECTION LOG*					
Inspection Date:					
Spills or leaks?	Y N	Y N	Y N	Y N	Y N
Waste Containers/Drums in Secondary Containment?	Y N	Y N	Y N	Y N	Y N
Drums Closed?	Y N	Y N	Y N	Y N	Y N
Drums Clearly Labeled "Hazardous Waste"?	Y N	Y N	Y N	Y N	Y N
Drums Clearly Dated?	Y N	Y N	Y N	Y N	Y N
Storage Time Limits OK?	Y N	Y N	Y N	Y N	Y N
Accumulation Limits OK?	Y N	Y N	Y N	Y N	Y N
Outdoor: Area Secure?	Y N	Y N	Y N	Y N	Y N
Describe Corrective Action:					
▶*Weekly Haz. Waste Log Required for SQG					

MONTHLY WASTE GENERATION LOG (Recommended)		
Date	Separator Water (gallons)	Other Contact Water (gallons)
▶When waste is shipped, complete the "Hazardous Waste Manifest Log" located at the back of the calendar.		
▶If contact water is treated on site, this water amount is NOT recorded on the "Hazardous Waste Manifest Log."		

WEEKLY NESHAP INSPECTION LOG					
Leak Detection and Repair (LDAR) Inspection Conducted By: (P) Perceptible / Halogen Detector (H)					
Inspection Method & Inspection Date	P H	P H	P H	P H	P H
Hoses & Pipes	Y N	Y N	Y N	Y N	Y N
Fittings, Couplings & Valves	Y N	Y N	Y N	Y N	Y N
Door Gaskets & Seatings	Y N	Y N	Y N	Y N	Y N
Filter Gaskets & Seatings	Y N	Y N	Y N	Y N	Y N
Pumps	Y N	Y N	Y N	Y N	Y N
Solvent Tanks & Containers	Y N	Y N	Y N	Y N	Y N
Waste Separators	Y N	Y N	Y N	Y N	Y N
Muck Cookers	Y N	Y N	Y N	Y N	Y N
Stills	Y N	Y N	Y N	Y N	Y N
Exhaust Dampers	Y N	Y N	Y N	Y N	Y N
All Filter Housings	Y N	Y N	Y N	Y N	Y N

REPAIR LOG			
Leaking Item Location	Date Parts Ordered	Date Parts Received	Date Repaired

WEEKLY ON-SITE WASTEWATER TREATMENT UNIT INSPECTION: (Evaporator / Mister)					
Date					
Equipment leak free?	Y N	Y N	Y N	Y N	Y N
Equipment operating properly?	Y N	Y N	Y N	Y N	Y N
Secondary containment OK?	Y N	Y N	Y N	Y N	Y N
Date filters changed and treated as hazardous waste:					
Describe Repairs / Corrective Actions: Date:					

▶ A perceptible leak is one that you can smell or see (pool or droplets of liquid) or feel (air flow). Repair all detected leaks within 24 hours. If repair parts must be ordered, the parts must be ordered within 2 working days. The repair parts must be installed within 5 working days upon receipt of the parts.

▶ Have you changed your wastewater treatment filters according to the manufacturer's specifications?

JUNE 2018

Sunday	Monday	Tuesday	Wednesday	Thursday	Friday	Saturday
					1 ◆ *	2
3	4	5	6	7	8 *	9
10	11	12	13	14	15 *	16
17	18	19	20	21	22 *	23
24	25	26	27	28	29 *	30

★ Weekly H/L Pressure Log (Refrigerated Condenser Exit Temp) Log and Inspection Logs

◆ Calculate perc purchase running total

PERC PURCHASES RUNNING TOTAL		
Running Total From Last Month		
Subtract Perc Purchased JUNE 2017		-
SUBTOTAL		
Purchase Date	Purchase Amount (Gal.)	12-Month Running Total
	+	
	+	

SOLVENT MILEAGE CALCULATION (Recommended)	
12-Mo. Total Lbs. Cleaned From Last Month	
Subtract Pounds Cleaned JUNE 2017	-
SUBTOTAL	
Total Pounds Cleaned June 2018	12-Mo. Total Lbs. Cleaned
+	=
12 Mo. Total Lbs. Cleaned	=
12 Mo. Solvent Purchased	=

May 2018						
S	M	T	W	T	F	S
		1	2	3	4	5
6	7	8	9	10	11	12
13	14	15	16	17	18	19
20	21	22	23	24	25	26
27	28	29	30	31		

JULY 2018						
S	M	T	W	T	F	S
1	2	3	4	5	6	7
8	9	10	11	12	13	14
15	16	17	18	19	20	21
22	23	24	25	26	27	28
29	30	31				

HIGH/LOW PRESSURE LOG or (WEEKLY REFRIGERATED CONDENSER EXIT TEMP LOG)				
Date	Outlet Temp °C / °F	High/Low Pressure Log		Is Temp ≤ 45°F (7.2°C)? OR
		MFR H/L Pressure Ranges:		
		-	-	Is pressure in range specified by MFR?
Actual High	Actual Low	Y N		
				Y N
				Y N
				Y N
				Y N
				Y N
Describe Adjustment/Repair: Date:				

WEEKLY HAZARDOUS WASTE INSPECTION LOG*					
Inspection Date:					
Spills or leaks?	Y N	Y N	Y N	Y N	Y N
Waste Containers/Drums in Secondary Containment?	Y N	Y N	Y N	Y N	Y N
Drums Closed?	Y N	Y N	Y N	Y N	Y N
Drums Clearly Labeled "Hazardous Waste"?	Y N	Y N	Y N	Y N	Y N
Drums Clearly Dated?	Y N	Y N	Y N	Y N	Y N
Storage Time Limits OK?	Y N	Y N	Y N	Y N	Y N
Accumulation Limits OK?	Y N	Y N	Y N	Y N	Y N
Outdoor: Area Secure?	Y N	Y N	Y N	Y N	Y N
Describe Corrective Action:					
▶*Weekly Haz. Waste Log Required for SQG					

MONTHLY WASTE GENERATION LOG (Recommended)		
Date	Separator Water (gallons)	Other Contact Water (gallons)
▶When waste is shipped, complete the "Hazardous Waste Manifest Log" located at the back of the calendar.		
▶If contact water is treated on site, this water amount is NOT recorded on the "Hazardous Waste Manifest Log."		

WEEKLY NESHAP INSPECTION LOG					
Leak Detection and Repair (LDAR) Inspection Conducted By: (P) Perceptible / Halogen Detector (H)					
Inspection Method & Inspection Date	P H	P H	P H	P H	P H
Hoses & Pipes	Y N	Y N	Y N	Y N	Y N
Fittings, Couplings & Valves	Y N	Y N	Y N	Y N	Y N
Door Gaskets & Seatings	Y N	Y N	Y N	Y N	Y N
Filter Gaskets & Seatings	Y N	Y N	Y N	Y N	Y N
Pumps	Y N	Y N	Y N	Y N	Y N
Solvent Tanks & Containers	Y N	Y N	Y N	Y N	Y N
Waste Separators	Y N	Y N	Y N	Y N	Y N
Muck Cookers	Y N	Y N	Y N	Y N	Y N
Stills	Y N	Y N	Y N	Y N	Y N
Exhaust Dampers	Y N	Y N	Y N	Y N	Y N
All Filter Housings	Y N	Y N	Y N	Y N	Y N

REPAIR LOG			
Leaking Item Location	Date Parts Ordered	Date Parts Received	Date Repaired

WEEKLY ON-SITE WASTEWATER TREAT- MENT UNIT INSPECTION: (Evaporator / Mister)					
Date					
Equipment leak free?	Y N	Y N	Y N	Y N	Y N
Equipment operating properly?	Y N	Y N	Y N	Y N	Y N
Secondary containment OK?	Y N	Y N	Y N	Y N	Y N
Date filters changed and treated as hazardous waste:					
Describe Repairs / Corrective Actions: Date:					

▶ A perceptible leak is one that you can smell or see (pool or droplets of liquid) or feel (air flow). Repair all detected leaks within 24 hours. If repair parts must be ordered, the parts must be ordered within 2 working days. The repair parts must be installed within 5 working days upon receipt of the parts.

▶ Have you changed your wastewater treatment filters according to the manufacturer's specifications?

JULY 2018

Sunday	Monday	Tuesday	Wednesday	Thursday	Friday	Saturday
1 ◆	2	3	4	5	6 *	7
8	9	10	11	12	13 *	14
15	16	17	18	19	20 *	21
22	23	24	25	26	27 *	28
29	30	31				

PERC PURCHASES RUNNING TOTAL		
Running Total From Last Month		
Subtract Perc Purchased JULY 2017		-
SUBTOTAL		
Purchase Date	Purchase Amount (Gal.)	12-Month Running Total
	+	
	+	

SOLVENT MILEAGE CALCULATION (Recommended)	
12-Mo. Total Lbs. Cleaned From Last Month	
Subtract Pounds Cleaned JULY 2017	-
SUBTOTAL	
Total Pounds Cleaned July 2018	12-Mo. Total Lbs. Cleaned
+	=
12 Mo. Total Lbs. Cleaned	=
12 Mo. Solvent Purchased	

JUNE 2018						
S	M	T	W	T	F	S
					1	2
3	4	5	6	7	8	9
10	11	12	13	14	15	16
17	18	19	20	21	22	23
24	25	26	27	28	29	30

AUGUST 2018						
S	M	T	W	T	F	S
				1	2	3
4	5	6	7	8	9	10
11	12	13	14	15	16	17
18	19	20	21	22	23	24
25	26	27	28	29	30	31

* Weekly H/L Pressure Log (Refrigerated Condenser Exit Temp) Log and Inspection Logs

◆ Calculate perc purchase running total

HIGH/LOW PRESSURE LOG or (WEEKLY REFRIGERATED CONDENSER EXIT TEMP LOG)				
Date	Outlet Temp °C / °F	High/Low Pressure Log		Is Temp ≤ 45°F (7.2°C)? OR
		MFR H/L Pressure Ranges:		
		-	-	Is pressure in range specified by MFR?
Actual High	Actual Low	Y N		
				Y N
				Y N
				Y N
				Y N
				Y N
				Y N
Describe Adjustment/Repair: Date:				

WEEKLY HAZARDOUS WASTE INSPECTION LOG*					
Inspection Date:					
Spills or leaks?	Y N	Y N	Y N	Y N	Y N
Waste Containers/Drums in Secondary Containment?	Y N	Y N	Y N	Y N	Y N
Drums Closed?	Y N	Y N	Y N	Y N	Y N
Drums Clearly Labeled "Hazardous Waste"?	Y N	Y N	Y N	Y N	Y N
Drums Clearly Dated?	Y N	Y N	Y N	Y N	Y N
Storage Time Limits OK?	Y N	Y N	Y N	Y N	Y N
Accumulation Limits OK?	Y N	Y N	Y N	Y N	Y N
Outdoor: Area Secure?	Y N	Y N	Y N	Y N	Y N
Describe Corrective Action:					
▶*Weekly Haz. Waste Log Required for SQG					

MONTHLY WASTE GENERATION LOG (Recommended)		
Date	Separator Water (gallons)	Other Contact Water (gallons)
▶When waste is shipped, complete the "Hazardous Waste Manifest Log" located at the back of the calendar.		
▶If contact water is treated on site, this water amount is NOT recorded on the "Hazardous Waste Manifest Log."		

WEEKLY NESHAP INSPECTION LOG						
Leak Detection and Repair (LDAR) Inspection Conducted By: (P) Perceptible / Halogen Detector (H)						
Inspection Method & Inspection Date	P	H	P	H	P	H
	Hoses & Pipes	Y	N	Y	N	Y
Fittings, Couplings & Valves	Y	N	Y	N	Y	N
Door Gaskets & Seatings	Y	N	Y	N	Y	N
Filter Gaskets & Seatings	Y	N	Y	N	Y	N
Pumps	Y	N	Y	N	Y	N
Solvent Tanks & Containers	Y	N	Y	N	Y	N
Waste Separators	Y	N	Y	N	Y	N
Muck Cookers	Y	N	Y	N	Y	N
Stills	Y	N	Y	N	Y	N
Exhaust Dampers	Y	N	Y	N	Y	N
All Filter Housings	Y	N	Y	N	Y	N

REPAIR LOG			
Leaking Item Location	Date Parts Ordered	Date Parts Received	Date Repaired

WEEKLY ON-SITE WASTEWATER TREATMENT UNIT INSPECTION: (Evaporator / Mister)					
Date					
Equipment leak free?	Y N	Y N	Y N	Y N	Y N
Equipment operating properly?	Y N	Y N	Y N	Y N	Y N
Secondary containment OK?	Y N	Y N	Y N	Y N	Y N
Date filters changed and treated as hazardous waste:					
Describe Repairs / Corrective Actions: Date:					

▶ A perceptible leak is one that you can smell or see (pool or droplets of liquid) or feel (air flow). Repair all detected leaks within 24 hours. If repair parts must be ordered, the parts must be ordered within 2 working days. The repair parts must be installed within 5 working days upon receipt of the parts.

▶ Have you changed your wastewater treatment filters according to the manufacturer's specifications?

AUGUST 2018

Sunday	Monday	Tuesday	Wednesday	Thursday	Friday	Saturday
			1 ◆	2	3 *	4
5	6	7	8	9	10 *	11
12	13	14	15	16	17 *	18
19	20	21	22	23	24 *	25
26	27	28	29	30	31 *	

PERC PURCHASES RUNNING TOTAL		
Running Total From Last Month		
Subtract Perc Purchased AUGUST 2017		-
SUBTOTAL		
Purchase Date	Purchase Amount (Gal.)	12-Month Running Total
	+	
	+	

SOLVENT MILEAGE CALCULATION (Recommended)	
12-Mo. Total Lbs. Cleaned From Last Month	
Subtract Pounds Cleaned AUGUST 2017	-
SUBTOTAL	
Total Pounds Cleaned August 2018	12-Mo. Total Lbs. Cleaned
+	=
12 Mo. Total Lbs. Cleaned	=
12 Mo. Solvent Purchased	=

JULY 2018						
S	M	T	W	T	F	S
1	2	3	4	5	6	7
8	9	10	11	12	13	14
15	16	17	18	19	20	21
22	23	24	25	26	27	28
29	30	31				

SEPTEMBER 2018						
S	M	T	W	T	F	S
						1
2	3	4	5	6	7	8
9	10	11	12	13	14	15
16	17	18	19	20	21	22
23	24	25	26	27	28	29
30						

* Weekly H/L Pressure Log (Refrigerated Condenser Exit Temp) Log and Inspection Logs

◆ Calculate perc purchase running total

HIGH/LOW PRESSURE LOG or (WEEKLY REFRIGERATED CONDENSER EXIT TEMP LOG)				
Date	Outlet Temp °C / °F	High/Low Pressure Log		Is Temp ≤ 45°F (7.2°C)? OR
		MFR H/L Pressure Ranges:		
		-	-	Is pressure in range specified by MFR?
Actual High	Actual Low			
				Y N
				Y N
				Y N
				Y N
				Y N
Describe Adjustment/Repair: Date:				

WEEKLY HAZARDOUS WASTE INSPECTION LOG*					
Inspection Date:					
Spills or leaks?	Y N	Y N	Y N	Y N	Y N
Waste Containers/Drums in Secondary Containment?	Y N	Y N	Y N	Y N	Y N
Drums Closed?	Y N	Y N	Y N	Y N	Y N
Drums Clearly Labeled "Hazardous Waste"?	Y N	Y N	Y N	Y N	Y N
Drums Clearly Dated?	Y N	Y N	Y N	Y N	Y N
Storage Time Limits OK?	Y N	Y N	Y N	Y N	Y N
Accumulation Limits OK?	Y N	Y N	Y N	Y N	Y N
Outdoor: Area Secure?	Y N	Y N	Y N	Y N	Y N
Describe Corrective Action:					
▶*Weekly Haz. Waste Log Required for SQG					

MONTHLY WASTE GENERATION LOG (Recommended)		
Date	Separator Water (gallons)	Other Contact Water (gallons)
▶When waste is shipped, complete the "Hazardous Waste Manifest Log" located at the back of the calendar.		
▶If contact water is treated on site, this water amount is NOT recorded on the "Hazardous Waste Manifest Log."		

WEEKLY NESHAP INSPECTION LOG					
Leak Detection and Repair (LDAR) Inspection Conducted By: (P) Perceptible / Halogen Detector (H)					
Inspection Method & Inspection Date	P H	P H	P H	P H	P H
Hoses & Pipes	Y N	Y N	Y N	Y N	Y N
Fittings, Couplings & Valves	Y N	Y N	Y N	Y N	Y N
Door Gaskets & Seatings	Y N	Y N	Y N	Y N	Y N
Filter Gaskets & Seatings	Y N	Y N	Y N	Y N	Y N
Pumps	Y N	Y N	Y N	Y N	Y N
Solvent Tanks & Containers	Y N	Y N	Y N	Y N	Y N
Waste Separators	Y N	Y N	Y N	Y N	Y N
Muck Cookers	Y N	Y N	Y N	Y N	Y N
Stills	Y N	Y N	Y N	Y N	Y N
Exhaust Dampers	Y N	Y N	Y N	Y N	Y N
All Filter Housings	Y N	Y N	Y N	Y N	Y N

REPAIR LOG			
Leaking Item Location	Date Parts Ordered	Date Parts Received	Date Repaired

WEEKLY ON-SITE WASTEWATER TREATMENT UNIT INSPECTION: (Evaporator / Mister)					
Date					
Equipment leak free?	Y N	Y N	Y N	Y N	Y N
Equipment operating properly?	Y N	Y N	Y N	Y N	Y N
Secondary containment OK?	Y N	Y N	Y N	Y N	Y N
Date filters changed and treated as hazardous waste:					
Describe Repairs / Corrective Actions: Date:					

▶ A perceptible leak is one that you can smell or see (pool or droplets of liquid) or feel (air flow). Repair all detected leaks within 24 hours. If repair parts must be ordered, the parts must be ordered within 2 working days. The repair parts must be installed within 5 working days upon receipt of the parts.

▶ Have you changed your wastewater treatment filters according to the manufacturer's specifications?

SEPTEMBER 2018

Sunday	Monday	Tuesday	Wednesday	Thursday	Friday	Saturday
						1 
2	3	4	5	6	7 *	8
9	10	11	12	13	14 *	15
16	17	18	19	20	21 *	22
23	24	25	26	27	28 *	29
30						

PERC PURCHASES RUNNING TOTAL		
Running Total From Last Month		
Subtract Perc Purchased SEPTEMBER 2017		-
SUBTOTAL		
Purchase Date	Purchase Amount (Gal.)	12-Month Running Total
	+	
	+	

SOLVENT MILEAGE CALCULATION (Recommended)	
12-Mo. Total Lbs. Cleaned From Last Month	
Subtract Pounds Cleaned SEPTEMBER 2017	-
SUBTOTAL	
Total Pounds Cleaned September 2018	12-Mo. Total Lbs. Cleaned
+	=
12 Mo. Total Lbs. Cleaned	=
12 Mo. Solvent Purchased	=

AUGUST 2018						
S	M	T	W	T	F	S
			1	2	3	4
5	6	7	8	9	10	11
12	13	14	15	16	17	18
19	20	21	22	23	24	25
26	27	28	29	30	31	

OCTOBER 2018						
S	M	T	W	T	F	S
		1	2	3	4	5
6	7	8	9	10	11	12
13	14	15	16	17	18	19
20	21	22	23	24	25	26
27	28	29	30	31		

* Weekly H/L Pressure Log (Refrigerated Condenser Exit Temp) Log and Inspection Logs

 Calculate perc purchase running total

HIGH/LOW PRESSURE LOG or (WEEKLY REFRIGERATED CONDENSER EXIT TEMP LOG)				
Date	Outlet Temp °C / °F	High/Low Pressure Log		Is Temp ≤ 45°F (7.2°C)? OR
		MFR H/L Pressure Ranges:		
		-	-	Is pressure in range specified by MFR?
Actual High	Actual Low			
				Y N
				Y N
				Y N
				Y N
				Y N
Describe Adjustment/Repair: Date:				

WEEKLY HAZARDOUS WASTE INSPECTION LOG*					
Inspection Date:					
Spills or leaks?	Y N	Y N	Y N	Y N	Y N
Waste Containers/Drums in Secondary Containment?	Y N	Y N	Y N	Y N	Y N
Drums Closed?	Y N	Y N	Y N	Y N	Y N
Drums Clearly Labeled "Hazardous Waste"?	Y N	Y N	Y N	Y N	Y N
Drums Clearly Dated?	Y N	Y N	Y N	Y N	Y N
Storage Time Limits OK?	Y N	Y N	Y N	Y N	Y N
Accumulation Limits OK?	Y N	Y N	Y N	Y N	Y N
Outdoor: Area Secure?	Y N	Y N	Y N	Y N	Y N
Describe Corrective Action:					
▶*Weekly Haz. Waste Log Required for SQG					

MONTHLY WASTE GENERATION LOG (Recommended)		
Date	Separator Water (gallons)	Other Contact Water (gallons)
▶When waste is shipped, complete the "Hazardous Waste Manifest Log" located at the back of the calendar.		
▶If contact water is treated on site, this water amount is NOT recorded on the "Hazardous Waste Manifest Log."		

WEEKLY NESHAP INSPECTION LOG					
Leak Detection and Repair (LDAR) Inspection Conducted By: (P) Perceptible / Halogen Detector (H)					
Inspection Method & Inspection Date	P H	P H	P H	P H	P H
Hoses & Pipes	Y N	Y N	Y N	Y N	Y N
Fittings, Couplings & Valves	Y N	Y N	Y N	Y N	Y N
Door Gaskets & Seatings	Y N	Y N	Y N	Y N	Y N
Filter Gaskets & Seatings	Y N	Y N	Y N	Y N	Y N
Pumps	Y N	Y N	Y N	Y N	Y N
Solvent Tanks & Containers	Y N	Y N	Y N	Y N	Y N
Waste Separators	Y N	Y N	Y N	Y N	Y N
Muck Cookers	Y N	Y N	Y N	Y N	Y N
Stills	Y N	Y N	Y N	Y N	Y N
Exhaust Dampers	Y N	Y N	Y N	Y N	Y N
All Filter Housings	Y N	Y N	Y N	Y N	Y N


REPAIR LOG			
Leaking Item Location	Date Parts Ordered	Date Parts Received	Date Repaired

WEEKLY ON-SITE WASTEWATER TREATMENT UNIT INSPECTION: (Evaporator / Mister)					
Date					
Equipment leak free?	Y N	Y N	Y N	Y N	Y N
Equipment operating properly?	Y N	Y N	Y N	Y N	Y N
Secondary containment OK?	Y N	Y N	Y N	Y N	Y N
Date filters changed and treated as hazardous waste:					
Describe Repairs / Corrective Actions: Date:					

▶A perceptible leak is one that you can smell or see (pool or droplets of liquid) or feel (air flow). Repair all detected leaks within 24 hours. If repair parts must be ordered, the parts must be ordered within 2 working days. The repair parts must be installed within 5 working days upon receipt of the parts.

▶Have you changed your wastewater treatment filters according to the manufacturer's specifications?

OCTOBER 2018

Sunday	Monday	Tuesday	Wednesday	Thursday	Friday	Saturday
	1 	2	3	4	5 *	6
7	8	9	10	11	12 *	13
14	15	16	17	18	19 *	20
21	22	23	24	25	26 *	27
28	29	30	31			

PERC PURCHASES RUNNING TOTAL		
Running Total From Last Month		
Subtract Perc Purchased OCTOBER 2017		-
SUBTOTAL		
Purchase Date	Purchase Amount (Gal.)	12-Month Running Total
	+	
	+	

SOLVENT MILEAGE CALCULATION (Recommended)	
12-Mo. Total Lbs. Cleaned From Last Month	
Subtract Pounds Cleaned OCTOBER 2017	-
SUBTOTAL	
Total Pounds Cleaned October 2018	12-Mo. Total Lbs. Cleaned
+	=
12 Mo. Total Lbs. Cleaned	=
12 Mo. Solvent Purchased	=

SEPTEMBER 2018						
S	M	T	W	T	F	S
						1
2	3	4	5	6	7	8
9	10	11	12	13	14	15
16	17	18	19	20	21	22
23	24	25	26	27	28	29
30						

NOVEMBER 2018						
S	M	T	W	T	F	S
					1	2
3	4	5	6	7	8	9
10	11	12	13	14	15	16
17	18	19	20	21	22	23
24	25	26	27	28	29	30

* Weekly H/L Pressure Log (Refrigerated Condenser Exit Temp) Log and Inspection Logs

 Calculate perc purchase running total

HIGH/LOW PRESSURE LOG or (WEEKLY REFRIGERATED CONDENSER EXIT TEMP LOG)				
Date	Outlet Temp °C / °F	High/Low Pressure Log		Is Temp ≤ 45°F (7.2°C)? OR
		MFR H/L Pressure Ranges:		
		Actual High	Actual Low	Is pressure in range specified by MFR?
		-	-	Y N
				Y N
				Y N
				Y N
				Y N
Describe Adjustment/Repair: Date:				

WEEKLY HAZARDOUS WASTE INSPECTION LOG*					
Inspection Date:					
Spills or leaks?	Y N	Y N	Y N	Y N	Y N
Waste Containers/Drums in Secondary Containment?	Y N	Y N	Y N	Y N	Y N
Drums Closed?	Y N	Y N	Y N	Y N	Y N
Drums Clearly Labeled "Hazardous Waste"?	Y N	Y N	Y N	Y N	Y N
Drums Clearly Dated?	Y N	Y N	Y N	Y N	Y N
Storage Time Limits OK?	Y N	Y N	Y N	Y N	Y N
Accumulation Limits OK?	Y N	Y N	Y N	Y N	Y N
Outdoor: Area Secure?	Y N	Y N	Y N	Y N	Y N
Describe Corrective Action:					
▶*Weekly Haz. Waste Log Required for SQG					

MONTHLY WASTE GENERATION LOG (Recommended)		
Date	Separator Water (gallons)	Other Contact Water (gallons)
▶When waste is shipped, complete the "Hazardous Waste Manifest Log" located at the back of the calendar.		
▶If contact water is treated on site, this water amount is NOT recorded on the "Hazardous Waste Manifest Log."		

WEEKLY NESHAP INSPECTION LOG					
Leak Detection and Repair (LDAR) Inspection Conducted By: (P) Perceptible / Halogen Detector (H)					
Inspection Method & Inspection Date	P H	P H	P H	P H	P H
Hoses & Pipes	Y N	Y N	Y N	Y N	Y N
Fittings, Couplings & Valves	Y N	Y N	Y N	Y N	Y N
Door Gaskets & Seatings	Y N	Y N	Y N	Y N	Y N
Filter Gaskets & Seatings	Y N	Y N	Y N	Y N	Y N
Pumps	Y N	Y N	Y N	Y N	Y N
Solvent Tanks & Containers	Y N	Y N	Y N	Y N	Y N
Waste Separators	Y N	Y N	Y N	Y N	Y N
Muck Cookers	Y N	Y N	Y N	Y N	Y N
Stills	Y N	Y N	Y N	Y N	Y N
Exhaust Dampers	Y N	Y N	Y N	Y N	Y N
All Filter Housings	Y N	Y N	Y N	Y N	Y N

REPAIR LOG			
Leaking Item Location	Date Parts Ordered	Date Parts Received	Date Repaired

WEEKLY ON-SITE WASTEWATER TREAT- MENT UNIT INSPECTION: (Evaporator / Mister)					
Date					
Equipment leak free?	Y N	Y N	Y N	Y N	Y N
Equipment operating properly?	Y N	Y N	Y N	Y N	Y N
Secondary containment OK?	Y N	Y N	Y N	Y N	Y N
Date filters changed and treated as hazardous waste:					
Describe Repairs / Corrective Actions: Date:					

▶ A perceptible leak is one that you can smell or see (pool or droplets of liquid) or feel (air flow). Repair all detected leaks within 24 hours. If repair parts must be ordered, the parts must be ordered within 2 working days. The repair parts must be installed within 5 working days upon receipt of the parts.

▶ Have you changed your wastewater treatment filters according to the manufacturer's specifications?

NOVEMBER 2018

Sunday	Monday	Tuesday	Wednesday	Thursday	Friday	Saturday
				1 	2 *	3
4	5	6	7	8	9 *	10w
11	12	13	14	15	16 *	17
18	19	20	21	22	23 *	24
25	26	27	28	29	30 *	

PERC PURCHASES RUNNING TOTAL		
Running Total From Last Month		
Subtract Perc Purchased NOVEMBER 2017		-
SUBTOTAL		
Purchase Date	Purchase Amount (Gal.)	12-Month Running Total
	+	
	+	

SOLVENT MILEAGE CALCULATION (Recommended)	
12-Mo. Total Lbs. Cleaned From Last Month	
Subtract Pounds Cleaned NOVEMBER 2017	-
SUBTOTAL	
Total Pounds Cleaned November 2018	12-Mo. Total Lbs. Cleaned
+	=
12 Mo. Total Lbs. Cleaned	=
12 Mo. Solvent Purchased	=

OCTOBER 2018						
S	M	T	W	T	F	S
	1	2	3	4	5	6
7	8	9	10	11	12	13
14	15	16	17	18	19	20
21	22	23	24	25	26	27
28	29	30	31			

DECEMBER 2018						
S	M	T	W	T	F	S
						1
2	3	4	5	6	7	8
9	10	11	12	13	14	15
16	17	18	19	20	21	22
23	24	25	26	27	28	29
30	31					

* Weekly H/L Pressure Log (Refrigerated Condenser Exit Temp) Log and Inspection Logs

 Calculate perc purchase running total

DECEMBER 2018

Sunday	Monday	Tuesday	Wednesday	Thursday	Friday	Saturday
					1	◆
2	3	4	5	6	7 *	8
9	10	11	12	13	14 *	15
16	17	18	19	20	21 *	22
23	24	25	26	27	28 *	29
30	31					

PERC PURCHASES RUNNING TOTAL		
Running Total From Last Month		
Subtract Perc Purchased DECEMBER 2017		-
SUBTOTAL		
Purchase Date	Purchase Amount (Gal.)	12-Month Running Total
	+	
	+	

SOLVENT MILEAGE CALCULATION (Recommended)	
12-Mo. Total Lbs. Cleaned From Last Month	
Subtract Pounds Cleaned DECEMBER 2017	-
SUBTOTAL	
Total Pounds Cleaned December 2018	12-Mo. Total Lbs. Cleaned
+	=
12 Mo. Total Lbs. Cleaned	=
12 Mo. Solvent Purchased	

NOVEMBER 2018						
S	M	T	W	T	F	S
				1	2	3
4	5	6	7	8	9	10
11	12	13	14	15	16	17
18	19	20	21	22	23	24
25	26	27	28	29	30	

JANUARY 2019						
S	M	T	W	T	F	S
		1	2	3	4	5
6	7	8	9	10	11	12
13	14	15	16	17	18	19
20	21	22	23	24	25	26
27	28	29	30	31		

* Weekly H/L Pressure Log (Refrigerated Condenser Exit Temp) Log and Inspection Logs

◆ Calculate perc purchase running total

The following are REQUIRED for compliance:

- ▶ Do not discharge any dry-cleaning solvent, wastes containing dry-cleaning solvent, or water containing dry-cleaning solvent onto the land or into the waters of the State, sanitary sewers, storm drains, floor drains, septic systems, boilers, or cooling towers.
- ▶ Spill containment under all dry-cleaning machines, solvent storage areas, waste-containing solvent storage areas, and on-site wastewater treatment units
- ▶ Closed container solvent transfer system on all perc machines (Do NOT pour virgin perc into the machine.)
- ▶ Keep on site manifest receipts pertaining to hazardous waste pickup and disposal (last 3 years).
- ▶ Emergency Information sign must be completed and posted in clear view of a telephone and maintained with the most current contact information.
- ▶ Emergency absorbent spill cleanup materials available on site
- ▶ Operate and maintain all of your dry-cleaning equipment according to the manufacturers' specifications and recommendations (dry-cleaning machines, on-site waste treatment units [mistifiers/evaporators], clothes press vacuum pumps, spotting tables, and clothes presses). Any modification of a dry cleaning machine that deviates from the intended design of the manufacturer's operating parameters is not allowed.
- ▶ Keep on site design specifications and operating manuals for each dry cleaning machine and control device.
- ▶ Perc dry-cleaning machines installed after December 9, 1991 must have refrigerated condensers or equivalent control device.
- ▶ For perc machines installed prior to December 21, 2005:
 - ▶ By July 28, 2008, begin conducting monthly leak detection with a halogen leak detector in addition to perceptible leak detection.
- ▶ For plants installing new and used machines after December 21, 2005:
 - ▶ Each dry cleaning system installed after December 21, 2005 at an area source shall route the air-perc gas vapor stream contained within each dry cleaning machine through a refrigerated condenser and pass the air-perc gas vapor stream from inside the dry cleaning machine drum through a non-vented carbon adsorber or equivalent control device immediately before the door of the dry cleaning machine is opened (4th Generation machine). The carbon adsorber must be desorbed in accordance with manufacturer's instructions.
 - ▶ Utilize a halogen detector immediately.
- ▶ Repair all leaks detected within 24 hours. If parts must be ordered, either written or verbal order for those parts shall be made within 2 working days of detection of the leak. Repair parts shall be installed within 5 days after receipt.
- ▶ If control equipment parameters do not meet specified values (ex: condenser exit temperature, high/low pressure), adjustments or repairs shall be made to the dry cleaning system or control device to meet those values. If parts are required, they must be ordered within 2 working days of detection and parts shall be installed within 5 working days after receipt.
- ▶ Keep a refrigeration System High/Low Pressure readings log or Refrigerated Condenser Exit temperature log:
 - ▶ If high/low pressure readings are used, record the high and low pressure readings on the compressor unit during the drying phase. Compare these readings to the manufacturer's normal operating high/low pressure specifications. If the H/L pressure readings are outside the manufacturer's parameters, adjustments or repairs shall be made.
 - ▶ If refrigerated condenser exit temperatures are used, record the temperature of the air-perc gas vapor stream on the outlet side of the refrigerated condenser before the end of cool down while gas-vapor stream is flowing through the condenser. If the temperature is greater than 45° F (7.2° C), then adjustments or repairs shall be made.
- ▶ Store all wastes that contain perc in solvent tanks or solvent containers with no perceptible leaks. Separator water containers shall be sealed when the machine and still are not in operation.
- ▶ Drain all cartridge filters in their housings or in other sealed containers for a minimum of 24 hours.
- ▶ Keep machine doors closed at all times except when adding or removing clothes.
- ▶ 12-month running perc purchase log calculated first day of each month (last 5 years)
- ▶ Receipts for perc purchases (last 5 years) (original receipts or photocopies)
- ▶ Leak Detection and Repair Logs (LDARs) (last 5 years)
- ▶ Records (receipts) pertaining to equipment purchases and repairs (last 5 years)
- ▶ Keep all containers of perc wastes (including wastewater buckets) closed at all times and stored in secondary containment.
- ▶ All waste drums containing any waste solvent must be labeled "Hazardous Waste", properly sealed and stored in secondary containment.
- ▶ Weekly Hazardous waste inspection log
- ▶ Use licensed hazardous waste transporters and Treatment Storage or Disposal (TSD) facilities that have EPA Identification numbers.
- ▶ Small Quantity Generators are required to have an EPA Identification Number, and label the waste drums with the "Accumulation Start date"
- ▶ Call the National Response Center at **1-800-424-8802** immediately if a fire, explosion, or release of 100 pounds (7 gallons of perc) occurs.
- ▶ If you use a shop vacuum to clean lint filters, you must treat all contents of the shop vacuum as hazardous waste.
- ▶ Weekly On-site Waste Treatment Unit Inspection logs
- ▶ Clothes press vacuum pumps must be leak free and condensed contact water drained and treated as contact water.
- ▶ Wastewater treatment unit filters should be changed according to the manufacturer's recommendations and drummed as hazardous waste.

HIGH/LOW PRESSURE LOG or (WEEKLY REFRIGERATED CONDENSER EXIT TEMP LOG)				
Date	Outlet Temp °C/°F	High/Low Pressure Log MFR H/L Pressure Ranges:		Is Temp ≤ 45° F (7.2° C)? OR
		* 18-23 Actual High	* 3-5 Actual Low	Is pressure in range specified by MFR?
1/5	42			(Y) N
1/12		20	4.5	(Y) N

Record the actual refrigeration system high and low pressure readings during the drying phase. *Insert the high and low pressure ranges specified by the dry cleaning machine manufacturer (MFR). Record actual readings from both high and low pressure gauges on refrigeration system weekly during the drying phase. Compare the actual High/Low pressure readings to the High/Low ranges specified in the machine manual. In block "Is pressure in range specified by MFR?", circle "Y" or "N". If you circled "N", machine must be adjusted or repaired. **OR:**

Check outlet temperature of refrigerated condenser weekly at end of dry cycle. Record date and temperature in log. In the block "Is temp less than or equal to 45° Fahrenheit (7.2° Celsius)?", circle "Y" or "N". If you circled "N", machine must be adjusted or repaired.

WEEKLY HAZARDOUS WASTE INSPECTION LOG	
Inspection Date:	1/5
Spills or Leaks?	Y (N)
Waste Containers/Drums in Secondary Containment?	(Y) N
Drums Closed?	(Y) N
Drums Clearly Labeled "Hazardous Waste"?	(Y) N
Drums Clearly Dated?	(Y) N
Storage Time Limits OK?	(Y) N
Accumulation Limits OK?	(Y) N
Outdoor: Area Secure?	(Y) N
Describe Corrective Action: Date:	

Conduct weekly inspections of each waste container and storage area. Record date of inspection, any problems found, actions taken to correct problems, and date each problem was corrected.

ON-SITE WASTEWATER TREATMENT UNIT: (Evaporator / Mister)	
Date	1/5
Equipment leak free?	(Y) N
Equipment operating properly?	(Y) N
Secondary containment OK?	(Y) N
Date filters changed and treated as hazardous waste:	1/1/18
Describe Repairs / Corrective Actions:	

Maintain the wastewater treatment unit according to the manufacturer's instructions.

Change carbon filters monthly, record date filters changed and disposed as hazardous waste.

MONTHLY WASTE GENERATION LOG		
Date	Separator Water (gallons)	Other Contact Water (gallons)
1/5	5	0.5

DSCA Recommends that you: Record amount of wastewater generated each month.

Record amount of separator water or other contact water generated. Other contact water may consist of vacuum pump water, mop water, or condensate collected from steam press knockout.

PERC PURCHASES RUNNING TOTAL		
Running Total From Last Month		60
Subtract Perc Purchased JANUARY 2017	-	0
SUBTOTAL		60
Purchase Date	Purchase Amount	12-Month Running Total
1/5	+ 15	75

Enter the 12-Month running total from last month, calculated 1st day of each month.

Enter amount of perc purchased during same month last year, from last year's records or calendar. Subtract that amount.

This is your 12-Month Running total if you do not buy perc this month.

This is your 12-Month running total if you bought perc this month. Record this number on next month's log "Total From Last Month".

Record dates you bought perc this month, if any. Keep receipts for 5 years.

If you bought perc this month, record amount and add to subtotal. This amount will also be recorded on next year's calendar for this same month under "Subtract Perc Purchased."

SOLVENT MILEAGE CALCULATION	
12-Mo. Total Lbs. Cleaned From Last Month	18060
Subtract Pounds Cleaned JANUARY 2017	-1565
SUBTOTAL	
Total Pounds Cleaned January 2018	16495
+ 1418	= 17913
12-Mo. Total Lbs. Cleaned (17913)	
12-Mo. Solvent Purchased (75)	= 239

DSCA Recommends that you:

Enter 12-Month total pounds cleaned from last month.

Enter total pounds cleaned during same month last year, from last year's records. Subtract that amount to obtain subtotal.

This is your 12-Month total pounds cleaned.

Divide 12-Month total pounds cleaned by 12-Month Running total for solvent purchased. This calculation will estimate how many pounds of clothes washed by one gallon of perc.

Add the total pounds cleaned for the current month.

다음은 이행준수에 관련된 필수사항입니다:

- ▶ 주정부에서 관할하는 강, 위생하수구, 폭우하수구, 바닥하수구, 부패시스템, 보이러, 혹은 냉각탑의 드라이크리닝용 솔벤트, 폐기물이 포함된 드라이크리닝용 솔벤트, 혹은 물과 혼합된 드라이크리닝용 솔벤트를 내버리지 마시오.
- ▶ 모든 드라이크리닝 기계, 솔벤트 저장소, 폐기물이 포함된 솔벤트 저장소, 및 현장 폐수처리장치 아래의 유출용기를 깨끗이 제거하십시오.
- ▶ 모든 퍼크기계 위에 있는 솔벤트 운반시스템을 폐쇄하십시오(기계에 버진퍼크를 손지 마시오).
- ▶ 위해폐기물의 수거하는 현장기록영수증을 보관하십시오(과거 3년간).
- ▶ 비상정보표식을 만들어 전화통에서 분명하게 보이는 곳에 부착하고 최근접촉정보를 계속 게재하십시오.
- ▶ 현장에 비상용누출흡수용 청소물질을 비치하십시오.
- ▶ 모든 드라이크리닝 관련장비(드라이크리닝기계, 현장폐기물처리장치 [농무기/증발기] 기타 압축펌프, 스팟작업 테이블, 및 의복프레쓰기)를 생산회사의 제원과 추천에 의거하여 운용 및 유지하십시오. 생산회사의 설계에 위배되는 드라이크리닝 장비의 운용장치 개조는 불허합니다.
- ▶ 각 드라이크리닝 기계와 통제장치를 위한 설계규격과 작동교범을 지키시오.
- ▶ 1991년 12월 이후에 설치된 퍼크 드라이크리닝 기계는 반드시 냉장콘덴서나 같은 통제장치가 있어야 합니다.
- ▶ 2005년 12월 21일 전에 설치된 퍼크기계에 대하여:
 - ▶ 2008년 7월 28일 부터 탐지가능한 누출장치에 추가하여 하로겐누출탐지기를 사용하여 매월 누출물탐지 점검을 하시오.
- ▶ 2005년 12월 21일 전에 에 설치된 신규형 기계는:
 - ▶ 2005년 12월 21일 이후에 설치된 각 드라이크리닝 시스템에서 나오는 드라이크리닝 기계내에 포함된 공기-퍼크 가스 증발 슬럼프는 냉장콘덴서를 통하여 나옵니다. 이 드라이크리닝 기계 안에 있는 공기-퍼크 가스 증발 스트림은 드라이크리닝 기계의 문에 있는 무출구탄소흡입기 혹은 동등한 통제장치가 열리기 바로 전에 흘러 들어갑니다(4차세대기계). 탄소흡입기 내의 폐기물은 생산회사의 지시대로 배출 되어야 합니다.
 - ▶ 즉시 하로겐 탐지기를 사용하십시오.
- ▶ 탐지된 모든 누출은 24시간 내에 수리하십시오. 부품이 필요한 수리면 누출이 발견된 날로 부터 2일 이내에 서면이나 전화로 주문하여야 합니다. 주문된 부품이 도착하면 수령한 후 5일 이내에 수리하여야 합니다.
- ▶ 만약 통제장치가 정해진 값이 아니면(예: 콘덴서출구온도, 고/저 압력), 정해진 값이 되도록 드라이크리닝 시스템이나 통제장치를 조정하거나 수리하여야 합니다. 만약 부품이 필요한 수리면, 탐지된 후 2일 이내에 주문하고 부품 수령후 5일 이내에 수리하여야 합니다.
- ▶ 냉장 시스템의 고/저 압력계 눈금기록부 혹은 냉장콘덴서 출구온도 기록부를 유지관리하십시오:
 - ▶ 만약 고/저 압력눈금을 사용한다면, 건조기간중의 콤프렛서장치상의 압력눈금을 기재하십시오. 이 눈금과 생산회사의 정상작동 고/저 압력제원을 비교하십시오. 만약 고/저압력눈금의 범위가 생산회사의 정해진 범위를 벗어났다면 조정하든지 수리하십시오.
 - ▶ 만약 냉장콘덴서의 출구온도를 사용한다면, 가스-증발 스트림이 콘덴서내를 통과할 때 냉각이 끝나기 바로전의 냉장콘덴서의 바깥쪽의 공기-퍼크증발 스트림의 온도를 기록하십시오. 만약 온도가 45°F (7.2°C) 보다 높으면 조정하거나 수리하십시오.
- ▶ 솔벤트탱크나 솔벤트 용기에 있는 퍼크가 포함된 폐기물을 누출되지 않게 저장하십시오. 물을 분리하는 용기는 기계가 작동하지 않을 때에는 밀봉하십시오.
- ▶ 카트리지는 필터는 최소 24시간 동안 장착대에서나 다른 밀봉된 용기내에서 흘러 보내시오.
- ▶ 기계문은 헌갑을 추가하거나 제거할때를 제외하고는 항상 닫아 두도록 하 의류.
- ▶ 12개월 입력된 사용퍼크 구매기록부를 매월 첫날에 기입 하시오(과거 5년간).
- ▶ 퍼크구매영수증(과거 5년간) 을 보관하십시오(원본이나 복사본).
- ▶ 누출탐지 및 수리기록부(LDARs)(과거 5년간).
- ▶ 장비의 구매와 수리의 기록(영수증)(과거 5년간).
- ▶ 퍼크폐기물(폐수바켓이 포함된)의 모든 용기는 항상 닫아 놓아야 하며 2 차보관함에 저장 되어야 합니다.
- ▶ 폐기솔벤트를 보관하는 모든 드럼들은 "위해폐기물"이라고 표식을 하여 제대로 밀봉하고 2차보관함에 저장 되어야 합니다.
- ▶ 주간 위해폐기물 검사기록부를 유지관리하여야 합니다
- ▶ 면허를 받은 위해폐기물 운송기나 EPA 인식번호가 있는 처리저장 혹은 폐기(TSD) 시설을 사용하십시오.
- ▶ EPA 인식번호를 얻을려면 소용량발전기가 필요하며, 폐기물을 "축적시작일" 이라 쓰여진 표식을 폐기드럼에 부착하십시오
- ▶ 화재, 폭발 혹은 100 파운드(7개론의 퍼크) 이상을 누출 하였을때에는 국가응신센터, 1-800-424-8802 에 즉시 전화통보하십시오.
- ▶ 린트필터를 현장에 있는 진공청소기로 청소한다면 모든 진공청소기에 연관되는 물건은 위험폐기물로 간주하여 처리하십시오.
- ▶ 주별 현장 폐기물처리장비 검사기록부를 유지관리하십시오.
- ▶ 의복프레쓰용 펌프는 누출이 없어야 하며 농무로 발생한 물은 유출시켜 위해접촉물로 취급해야 됩니다.
- ▶ 폐수처리장치필터는 생산회사의 건의에 의거하여 교환하고 위해폐기물로 처리하십시오.

고/저 압력 기록부 혹은 (주간 냉장콘덴서출구온도 기록부)				
날짜	출구온도 °C(°F)	고/저 압력기록부		온도 ≤ 45°F (7.2°C) 인가? 혹은 압력범위가 생산회사 건의범위인가?
		생산회사 고/저 압력범위: * 18 - 23 * 3 - 5	실제고압력 실제저압력	
1/5	42			(예) 아니오
1/12		20	4.5	(예) 아니오

▶ 냉장시스템의 건조기간중의 눈금의 고/저 압력을 기록하십시오.
* 드라이크리닝 생산회사에서 정한 압력범위를 입력하십시오. 건조기간중의 냉장시스템의 압력계기에 나온 눈금의 고/저 압력을 매주 기록하십시오. 기록된 고/저압력을 기계교범에 있는 고/저 범위와 비교하십시오. 그리고 "압력범위가 생산회사 건의범위인가?" 의 해답 "예" 혹은 "아니오" 를 동그라미 하시오. 만약 "아니오"에 동그라미 하였으면, 장비는 조정이나 수리가 필요합니다. **녹은:** 매주 건조기간이 끝날때의 냉장콘덴서 출구온도를 측정하십시오. 기록부에 날짜와 온도를 기록하십시오. 그리고 "온도 ≤ 45°F (7.2°C)인가?" 의 해답 "예" 혹은 "아니오"에 동그라미 하시오. 만약 "아니오"에 동그라미 하였으면, 장비는 조정이나 수리가 필요합니다.

주간 위해폐기물검사 기록부	
검사일:	1/5
유출 혹은 누출?	예 (아니오)
폐기물용기/드럼이 2차 용기에 들어 있는가?	(예) 아니오
드럼이 닫혀 있는가?	(예) 아니오
드럼에 "위해폐기물"이라는 표식이 붙어 있는가?	(예) 아니오
드럼에 날짜가 분명히 적혀 있는가?	(예) 아니오
저장기한은 지켰는가?	(예) 아니오
축적한도는 지켰는가?	(예) 아니오
야외: 이 구역은 안전한가?	(예) 아니오
자발적조치내용을 기술한다. 날짜:	

▶ 각 폐기물용기와 저장소의 검사를 매주 하시오. 검사일, 발견된 문제, 교정조치, 및 교정날짜를 기록하십시오

현장 폐기물처리장치 (증발기/농무기)	
날짜	1/5
장비의 누출은 없는가?	(예) 아니오
장비는 정상작동중인가?	(예) 아니오
2차용기상태는 좋은가?	(예) 아니오
여과기를 교환한 날짜를 1/1/2018 기재하고 위해물질로 처리:	
수리/수정조치 내용기재:	

▶ 폐수처리장치를 생산회사지시에 의거하여 유지관리하십시오.
▶ 탄소필터를 매월 교환하고, 여과기교환일을 기록한 후에 위해폐기물을 처리하십시오.

월별 폐기물		
날짜	분리수 (갤론)	기타 접촉수 (갤론)
1/5	5	0.5

DSCA 건의 사항:

▶ 매월 발생하는 폐수의 양.
▶ 생산되는 분리수나 접촉수의 양을 기록하십시오. 다른 접촉수는 진공펌프 물, 걸래질 물, 증기프레쓰에서 나오는 증기가 냉각된 물등입니다.

퍼크 구매활용 총량		
지난 달의 사용 총계		60
구매한 퍼크를 빼시오 2017년 1월		- 0
소계		60
구매날자	구매량	12개월 사용 총계
1/5	+ 15	75

▶ 지난 달의 사용총계를 기입하십시오.
▶ 작년과 같은 달에 사용한 퍼크량을 작년의 기록부에서 찾아 금년의 같은 달에 기록하십시오. 그 수량을 빼시오.
▶ 만약 이 달에 퍼크를 사지 않았다면, 이 수량이 12개월 사용총량이 됩니다.
▶ 이 달에 퍼크를 샀다면, 이것이 12개월 사용총량이 됩니다. 맨 아래 칸에 있는 수량을 다음 달 양식의 "Total From Last Month" 지난 달의 총량" 칸에 기입하십시오.
▶ 만약 이 달에 퍼크를 샀다면, 액수를 기입하고 소계에 보태시오. 이 액수는 역시 다음 해의 같은 달 기록부의 Subtract Solvent Purchased" 솔벤트구매분을 빼시오 칸에 기입하십시오.

빨간= 승인에 필요함

파란= 건의사항

솔벤트 효율 계산	
지난달에 세탁한 12개월 총중량 (LBS)	18060
세탁한 중량을 빼시오 2017년 1월	-1565
소계	16495
2018년 1월중 총 세탁량 (LBS)	12개월간 총 세탁량 (LBS)
+ 1418	= 17913
12개월간 총세탁량 (LBS) (17913)	
12개월간 솔벤트 구매량 (75)	= 239

DSCA 건의 사항:

▶ 지난 달 기록에서 12개월 총중량 (LBS) 를 기입하십시오.
▶ 지난 해 기록에서 이달과 같은 달의 총중량 (LBS) 를 찾아 기입하십시오. 그 수량을 빼시오.
▶ 이것이 지난 12개월간의 사용총량 (LBS) 입니다.
▶ 12개월간 실시한 세탁물의 파운드총량을 12개월간 사용한 솔벤트 총구매량으로 나누시오. 이 계산으로 1갤론의 퍼크로 몇 파운드의 의복을 세탁하는지를 예측할수 있습니다.
▶ 이달의총중량(LBS)을 보태시오 .

Lo siguiente es REQUERIDO para cumplir con las normas:

- ▶ No tirar ningún solvente para lavado en seco, desechos que contengan solvente para lavado en seco, o agua que contenga solvente para lavado en seco, en tierras o aguas del estado, cloacas, bocas de tormenta, alcantarillas para aguas de lluvias, desagües, sistemas sépticos, calderas o torres de enfriamiento.
- ▶ Contención de derrames debajo de todas las máquinas de lavado en seco, áreas de almacenamiento de solventes, áreas de almacenamiento de desechos (residuos) que contengan solvente, y unidades para el tratamiento de aguas de desecho ubicadas en las instalaciones.
- ▶ Mantener cerrados los recipientes del sistema de transferencia de solventes de todas las máquinas de perc (NO verter perc virgen dentro de la máquina.)
- ▶ Mantener en las instalaciones los recibos de manifiestos referentes a la recolección y eliminación de desechos peligrosos (últimos 3 años).
- ▶ El letrero (cartel) con la información de emergencia debe estar completo y colocado donde se pueda ver bien desde un teléfono y mantenerlo con la información de los contactos actualizada.
- ▶ Materiales de limpieza para absorber derrames en caso de emergencia deben estar disponibles en las instalaciones.
- ▶ Operar y mantener todos los equipos de lavado en seco de acuerdo con las especificaciones y recomendaciones de los fabricantes (máquinas de lavado en seco, unidades de tratamiento de desechos en las instalaciones [vaporizador/evaporadores], bombas de vacío para prensar ropa, mesas para tratamiento de manchas y prensas para ropa). Cualquier modificación de una máquina de lavado a seco que se desvíe de los parámetros de operación diseñados por el fabricante no está permitida.
- ▶ Mantener en las instalaciones las especificaciones de diseño y manuales operativos de cada máquina de lavado en seco y dispositivo de control.
- ▶ Las máquinas de lavado a seco Perc que fueron instaladas después del 9 de diciembre de 1991 deben tener condensadores refrigerados o un dispositivo de control equivalente.
- ▶ Para máquinas instaladas antes del 21 de diciembre de 2005:
 - ➔ Cerca del 28 de julio de 2008, comenzar a realizar detecciones de escapes (derrames, goteos) mensuales con un detector de escapes halogeno además de la detección de escape perceptible.
- ▶ Para plantas que instalen máquinas nuevas o usadas después del 21 de diciembre de 2005:
 - ➔ Todo sistema de lavado en seco instalado después del 21 de diciembre de 2005 en una fuente de área deberá guiar la corriente de vapor del gas del air-perc contenido dentro de cada máquina de lavado en seco a través de un condensador refrigerado y pasar la corriente de vapor de gas del air-perc desde adentro del tambor de la máquina de lavado en seco a través de un adsorbedor de carbón no ventilado o un dispositivo de control equivalente inmediatamente antes de que la puerta de la máquina de lavado en seco se abra (Máquina de 4ª generación). El adsorbedor de carbón debe desadsorberse de acuerdo a las instrucciones del fabricante.
 - ➔ Utilizar un detector de halógeno inmediatamente.
- ▶ Reparar todos los escapes, derrames, goteos detectados antes de 24 horas. Si se tuvieron que pedir piezas, tanto las órdenes escritas como las orales de esas piezas deberán hacerse en los próximos 2 días laborales después haber detectado el escape. Las piezas para la reparación se deberán instalar en los próximos 5 días después de haberlas recibido.
- ▶ Si los parámetros de control del equipo no cumplen con los valores especificados (ejemplo: temperatura de salida del condensador, presión alta/baja), ajustes o reparaciones deberán efectuarse en el sistema de lavado en seco o los dispositivos de control para cumplir con esos valores. Si hubiera que pedir piezas, las mismas deben pedirse dentro de los próximos 2 días laborales después de la detección y las piezas se deben instalar durante los próximos 5 días laborales después de haberlas recibidas.
- ▶ Mantener un registro de lectura de presión alta/baja del Sistema de Refrigeración o registro de temperatura de salida del Condensador Refrigerado:
 - ➔ Si se usan lecturas de presión alta/baja, registrar las lecturas de temperaturas altas y bajas en la unidad del compresor durante la fase de secado. Compare estas lecturas con las especificaciones operativas normales de presión alta/baja normales. Si las lecturas de presión alta/baja están fuera de los parámetros del fabricante, se deberán efectuar ajustes o reparaciones.
 - ➔ Si se usan las temperaturas de salida del condensador refrigerado, registrar la temperatura de la corriente de vapor de gas del air-perc del lado de la toma de corriente del condensador refrigerado antes que se termine de enfriar mientras la corriente de gas-vapor fluye a través del condensador. Si la temperatura es mayor a 45° F (7.2° C), entonces se deberán hacer ajustes o reparaciones.
- ▶ Almacenar todos los desechos que contienen perc en tanques de solvente o recipientes de solvente que no tengan escapes (derrames, goteos) perceptibles. Los recipientes separadores de agua deberán sellarse cuando la máquina y destilador no estén funcionando.
- ▶ Escurrir todos los filtros de cartuchos en sus compartimientos o en otros recipientes sellados por un mínimo de 24 horas.
- ▶ Mantener las puertas de la máquina cerradas a toda hora excepto cuando se esté poniendo o sacando ropa.
- ▶ Registro de compras de perc por 12 meses calculado el primer día de cada mes (últimos 5 años).
- ▶ Recibos de compra de perc (últimos 5 años) (recibos originales o fotocopias).
- ▶ Registros de Detección de Escapes (derrames, goteos) y Reparaciones (LDARs) (últimos 5 años).
- ▶ Registros (recibos) relacionados a las compras de equipos y reparaciones (últimos 5 años).
- ▶ Mantener todos los recipientes de desechos de perc (incluyendo cubos de agua residual) cerrados a toda hora y almacenados en un segundo recipiente de contención.
- ▶ Todos los tambores de desechos que contengan algún desecho de solvente deberá ser etiquetado con las palabras "Hazardous Waste" (Desechos Peligrosos), sellado apropiadamente y almacenado en un segundo recipiente de contención.
- ▶ Registro de la inspección Semanal de Desperdicios Peligrosos.
- ▶ Utilizar transportadores licenciados de desperdicios peligrosos y facilidades de Tratamiento, Almacenes con Tratamiento, o lugares de Desecho (TSD) que cuenten con números de identificación de EPA.
- ▶ Generadores de Pequeñas Cantidades son necesarios para obtener un número de identificación de EPA y etiquetar los tambores de desechos con la "Fecha en que Comenzó la Acumulación".
- ▶ Llamar inmediatamente al Centro de Respuesta Nacional al 1-800-424-8802 si ocurriera un incendio, explosión o liberación de 100 libras o más (7 galones por perc).
- ▶ Si usted usa una aspiradora de seco/mojado limpiar los filtros de pelusa, usted deberá tratar los contenidos de la aspiradora como desechos peligrosos.
- ▶ Registros de inspección de Unidades de Tratamiento de Desechos en el establecimiento.
- ▶ Las bombas de vacío para prensar ropa deben estar sin escapes y el agua de contacto condensada debe estar filtrada y tratada como agua de contacto.
- ▶ Los filtros de unidades de tratamiento de agua residual deben cambiarse de acuerdo a las recomendaciones del fabricante y catalogados como desecho peligroso.

REGISTRO DE ALTA/BAJA PRESIÓN o (REGISTRO SEMANAL DE TEMPERATURA DE SALIDA DE CONDENSADOR REFRIGERADOR)				
Fecha	Salida de Temperatura °C (°F)	Registro de presión alta/baja		¿Es la Temp ≤ 45° F (7.2° C)? 0
		Rango de presión alta/baja de MFR:		
		Alta Actual	Baja Actual	
1/5	42	18 - 23	3 - 5	(S) N
1/12		20	4.5	(S) N

REGISTRO DE INSPECCIÓN SEMANAL DE DESECHOS PELIGROSOS	
Fecha de inspección:	1/5
¿Derrames/goteras o escapes?	S (N)
¿Recipientes de desechos/Tambores en recipiente secundario?	(S) N
¿Tambores cerrados?	(S) N
¿Tambores claramente marcados como "Desechos Peligrosos"?	(S) N
¿Tambores claramente marcados con fecha?	(S) N
¿Límites de tiempo de almacenamiento OK?	(S) N
¿Límites de acumulación OK?	(S) N
Afuera: ¿Área segura?	(S) N
Describir Acción Correctiva: Fecha:	

UNIDAD DE TRATAMIENTO DE DESECHOS EN LAS INSTALACIONES: (Evaporador / Vaporizador)	
Fecha	1/5
¿Equipo sin escapes?	(S) N
¿Equipo operando apropiadamente?	(S) N
¿Contención secundaria OK?	(S) N
Fecha del cambio de filtros y tratados como desechos peligrosos:	1/1/18
Describir Reparaciones / Acciones Correctivas:	

GENERACION MENSUAL DE DESECHOS		
Fecha	Separador de Agua (galones)	Otro Agua de Contacto (galones)
1/5	5	0.5

- ➔ Registrar la lectura actual de la presión alta y baja del sistema de refrigeración durante la fase de secado. *Insertar los rangos de presión alta y baja especificados por el fabricante de la máquina de lavado en seco (MFR). Registrar semanalmente las lecturas actuales de ambos indicadores de presión alta y baja en el sistema de refrigeración durante la fase de secado. Compare los rangos de lecturas de presión alta y baja actuales especificadas en el manual de la máquina. Dentro del cuadro, de "está la presión en rango especificado por MFR?" marcar "S" o "N" Si marcó la "N", deberá ajustar o reparar la máquina. 0:
- ➔ Controlar semanalmente la temperatura del toma corriente del condensador refrigerador al final de cada ciclo de secado. Registrar la Fecha y temperatura en el registro. En el cuadro, marcar "S" o "N" en "¿Es la Temp ≤ 45° F (7.2° C)?" Si marcó la "N", la máquina se deberá ajustar o reparar.

Realizar inspecciones semanales de cada recipiente de desechos y del área de almacenamiento. Registrar fecha de inspección, cualquier problema encontrado, acciones tomadas para corregir los problemas y fecha en que el problema fue corregido.

Mantener la unidad de tratamiento de agua residual de acuerdo con las instrucciones del fabricante.
Cambiar filtros de carbón mensualmente, registrar la fecha en que se cambiaron los filtros y desechados como desperdicios peligrosos "hazardous waste".

DSCA le recomienda:
Registrar la cantidad de agua residual generada cada mes.
Registrar la cantidad de agua de separador u otra agua de contacto generada. Otra agua de contacto puede consistir en agua de la bomba de vacío, agua del trapeador, o agua condensada recolectada de la corriente de la prensa.

COMPRAS CORRIENTES TOTALES DE PERC		
Corrientes totales de mes pasado		60
Sustraer Perc Comprado ENERO 2017		- 0
SUBTOTAL		60
Fecha de compra	Cantidad de la Compra	Total 12 meses corrientes
1/5	+ 15	75

Meter el total de los 12 meses del último mes, calculado el primer día de cada mes.
Meter la cantidad de perc compró durante el mismo mes el año anterior, de los registros de año anterior o del calendario. Sustraer la cantidad.
Este es su total de 12 meses corrientes si usted no compra perc este mes.
Este es su total de 12 meses corrientes si usted compró perc este mes. Registrar el número de abajo en esta columna sobre la forma del siguiente mes "Total From Last Month".
Si usted compró perc este mes, registre la cantidad y súmela al subtotal. Esta cantidad también será registrada en el calendario del siguiente año para este mismo mes bajo "Sustraer Perc Comprado."

Registrar las fechas en que compró perc este mes, si es que lo hizo. Mantener los recibos durante 5 años.

CALCULO DEL MILLAJE DEL SOLVENTE	
Libras totales 12 meses limpiadas desde el mes pasado	18060
Sustraer libras limpiadas ENERO 2017	-1565
SUBTOTAL	
Total de libras limpiadas en enero 2018	16495
Libras totales de 12 meses limpiadas (17913)	= 17913
Solvente comprado en 12 meses (75)	= 239

DSCA le recomienda:
Meter las libras totales limpiadas de 12 meses del mes pasado.
Meter las libras totales limpiadas durante el mismo mes del año pasado, de los registros del año pasado.
Subtraer la cantidad por la subtotal.
Este es su total de libras limpiadas de 12 meses.
Dividir el total de libras limpiadas de 12 meses corrientes para total de solvente comprado. Este cálculo estimar cuantas libras de ropa están siendo lavadas por cada galón de perc.

Sumar el total de libras limpiadas del mes actual.

<p>DECEMBER 2017</p> <table border="1"> <tr><td>S</td><td>M</td><td>T</td><td>W</td><td>T</td><td>F</td><td>S</td></tr> <tr><td></td><td></td><td></td><td></td><td></td><td>1</td><td>2</td></tr> <tr><td>3</td><td>4</td><td>5</td><td>6</td><td>7</td><td>8</td><td>9</td></tr> <tr><td>10</td><td>11</td><td>12</td><td>13</td><td>14</td><td>15</td><td>16</td></tr> <tr><td>17</td><td>18</td><td>19</td><td>20</td><td>21</td><td>22</td><td>23</td></tr> <tr><td>24</td><td>25</td><td>26</td><td>27</td><td>28</td><td>29</td><td>30</td></tr> <tr><td>31</td><td></td><td></td><td></td><td></td><td></td><td></td></tr> </table>	S	M	T	W	T	F	S						1	2	3	4	5	6	7	8	9	10	11	12	13	14	15	16	17	18	19	20	21	22	23	24	25	26	27	28	29	30	31							<p>JANUARY 2018</p> <table border="1"> <tr><td>S</td><td>M</td><td>T</td><td>W</td><td>T</td><td>F</td><td>S</td></tr> <tr><td></td><td>1</td><td>2</td><td>3</td><td>4</td><td>5</td><td>6</td></tr> <tr><td>7</td><td>8</td><td>9</td><td>10</td><td>11</td><td>12</td><td>13</td></tr> <tr><td>14</td><td>15</td><td>16</td><td>17</td><td>18</td><td>19</td><td>20</td></tr> <tr><td>21</td><td>22</td><td>23</td><td>24</td><td>25</td><td>26</td><td>27</td></tr> <tr><td>28</td><td>29</td><td>30</td><td>31</td><td></td><td></td><td></td></tr> </table>	S	M	T	W	T	F	S		1	2	3	4	5	6	7	8	9	10	11	12	13	14	15	16	17	18	19	20	21	22	23	24	25	26	27	28	29	30	31				<p>FEBRUARY 2018</p> <table border="1"> <tr><td>S</td><td>M</td><td>T</td><td>W</td><td>T</td><td>F</td><td>S</td></tr> <tr><td></td><td></td><td></td><td></td><td>1</td><td>2</td><td>3</td></tr> <tr><td>4</td><td>5</td><td>6</td><td>7</td><td>8</td><td>9</td><td>10</td></tr> <tr><td>11</td><td>12</td><td>13</td><td>14</td><td>15</td><td>16</td><td>17</td></tr> <tr><td>18</td><td>19</td><td>20</td><td>21</td><td>22</td><td>23</td><td>24</td></tr> <tr><td>25</td><td>26</td><td>27</td><td>28</td><td></td><td></td><td></td></tr> </table>	S	M	T	W	T	F	S					1	2	3	4	5	6	7	8	9	10	11	12	13	14	15	16	17	18	19	20	21	22	23	24	25	26	27	28				<p>MARCH 2018</p> <table border="1"> <tr><td>S</td><td>M</td><td>T</td><td>W</td><td>T</td><td>F</td><td>S</td></tr> <tr><td></td><td></td><td></td><td></td><td>1</td><td>2</td><td>3</td></tr> <tr><td>4</td><td>5</td><td>6</td><td>7</td><td>8</td><td>9</td><td>10</td></tr> <tr><td>11</td><td>12</td><td>13</td><td>14</td><td>15</td><td>16</td><td>17</td></tr> <tr><td>18</td><td>19</td><td>20</td><td>21</td><td>22</td><td>23</td><td>24</td></tr> <tr><td>25</td><td>26</td><td>27</td><td>28</td><td>29</td><td>30</td><td>31</td></tr> </table>	S	M	T	W	T	F	S					1	2	3	4	5	6	7	8	9	10	11	12	13	14	15	16	17	18	19	20	21	22	23	24	25	26	27	28	29	30	31	<p>APRIL 2018</p> <table border="1"> <tr><td>S</td><td>M</td><td>T</td><td>W</td><td>T</td><td>F</td><td>S</td></tr> <tr><td>1</td><td>2</td><td>3</td><td>4</td><td>5</td><td>6</td><td>7</td></tr> <tr><td>8</td><td>9</td><td>10</td><td>11</td><td>12</td><td>13</td><td>14</td></tr> <tr><td>15</td><td>16</td><td>17</td><td>18</td><td>19</td><td>20</td><td>21</td></tr> <tr><td>22</td><td>23</td><td>24</td><td>25</td><td>26</td><td>27</td><td>28</td></tr> <tr><td>29</td><td>30</td><td></td><td></td><td></td><td></td><td></td></tr> </table>	S	M	T	W	T	F	S	1	2	3	4	5	6	7	8	9	10	11	12	13	14	15	16	17	18	19	20	21	22	23	24	25	26	27	28	29	30					
S	M	T	W	T	F	S																																																																																																																																																																																																																							
					1	2																																																																																																																																																																																																																							
3	4	5	6	7	8	9																																																																																																																																																																																																																							
10	11	12	13	14	15	16																																																																																																																																																																																																																							
17	18	19	20	21	22	23																																																																																																																																																																																																																							
24	25	26	27	28	29	30																																																																																																																																																																																																																							
31																																																																																																																																																																																																																													
S	M	T	W	T	F	S																																																																																																																																																																																																																							
	1	2	3	4	5	6																																																																																																																																																																																																																							
7	8	9	10	11	12	13																																																																																																																																																																																																																							
14	15	16	17	18	19	20																																																																																																																																																																																																																							
21	22	23	24	25	26	27																																																																																																																																																																																																																							
28	29	30	31																																																																																																																																																																																																																										
S	M	T	W	T	F	S																																																																																																																																																																																																																							
				1	2	3																																																																																																																																																																																																																							
4	5	6	7	8	9	10																																																																																																																																																																																																																							
11	12	13	14	15	16	17																																																																																																																																																																																																																							
18	19	20	21	22	23	24																																																																																																																																																																																																																							
25	26	27	28																																																																																																																																																																																																																										
S	M	T	W	T	F	S																																																																																																																																																																																																																							
				1	2	3																																																																																																																																																																																																																							
4	5	6	7	8	9	10																																																																																																																																																																																																																							
11	12	13	14	15	16	17																																																																																																																																																																																																																							
18	19	20	21	22	23	24																																																																																																																																																																																																																							
25	26	27	28	29	30	31																																																																																																																																																																																																																							
S	M	T	W	T	F	S																																																																																																																																																																																																																							
1	2	3	4	5	6	7																																																																																																																																																																																																																							
8	9	10	11	12	13	14																																																																																																																																																																																																																							
15	16	17	18	19	20	21																																																																																																																																																																																																																							
22	23	24	25	26	27	28																																																																																																																																																																																																																							
29	30																																																																																																																																																																																																																												
<p>MAY 2018</p> <table border="1"> <tr><td>S</td><td>M</td><td>T</td><td>W</td><td>T</td><td>F</td><td>S</td></tr> <tr><td></td><td></td><td>1</td><td>2</td><td>3</td><td>4</td><td>5</td></tr> <tr><td>6</td><td>7</td><td>8</td><td>9</td><td>10</td><td>11</td><td>12</td></tr> <tr><td>13</td><td>14</td><td>15</td><td>16</td><td>17</td><td>18</td><td>19</td></tr> <tr><td>20</td><td>21</td><td>22</td><td>23</td><td>24</td><td>25</td><td>26</td></tr> <tr><td>27</td><td>28</td><td>29</td><td>30</td><td>31</td><td></td><td></td></tr> </table>	S	M	T	W	T	F	S			1	2	3	4	5	6	7	8	9	10	11	12	13	14	15	16	17	18	19	20	21	22	23	24	25	26	27	28	29	30	31			<p>JUNE 2018</p> <table border="1"> <tr><td>S</td><td>M</td><td>T</td><td>W</td><td>T</td><td>F</td><td>S</td></tr> <tr><td></td><td></td><td></td><td></td><td></td><td>1</td><td>2</td></tr> <tr><td>3</td><td>4</td><td>5</td><td>6</td><td>7</td><td>8</td><td>9</td></tr> <tr><td>10</td><td>11</td><td>12</td><td>13</td><td>14</td><td>15</td><td>16</td></tr> <tr><td>17</td><td>18</td><td>19</td><td>20</td><td>21</td><td>22</td><td>23</td></tr> <tr><td>24</td><td>25</td><td>26</td><td>27</td><td>28</td><td>29</td><td>30</td></tr> </table>	S	M	T	W	T	F	S						1	2	3	4	5	6	7	8	9	10	11	12	13	14	15	16	17	18	19	20	21	22	23	24	25	26	27	28	29	30	<p>JULY 2018</p> <table border="1"> <tr><td>S</td><td>M</td><td>T</td><td>W</td><td>T</td><td>F</td><td>S</td></tr> <tr><td>1</td><td>2</td><td>3</td><td>4</td><td>5</td><td>6</td><td>7</td></tr> <tr><td>8</td><td>9</td><td>10</td><td>11</td><td>12</td><td>13</td><td>14</td></tr> <tr><td>15</td><td>16</td><td>17</td><td>18</td><td>19</td><td>20</td><td>21</td></tr> <tr><td>22</td><td>23</td><td>24</td><td>25</td><td>26</td><td>27</td><td>28</td></tr> <tr><td>29</td><td>30</td><td>31</td><td></td><td></td><td></td><td></td></tr> </table>	S	M	T	W	T	F	S	1	2	3	4	5	6	7	8	9	10	11	12	13	14	15	16	17	18	19	20	21	22	23	24	25	26	27	28	29	30	31					<p>AUGUST 2018</p> <table border="1"> <tr><td>S</td><td>M</td><td>T</td><td>W</td><td>T</td><td>F</td><td>S</td></tr> <tr><td></td><td></td><td></td><td></td><td>1</td><td>2</td><td>3</td></tr> <tr><td>4</td><td>5</td><td>6</td><td>7</td><td>8</td><td>9</td><td>10</td></tr> <tr><td>11</td><td>12</td><td>13</td><td>14</td><td>15</td><td>16</td><td>17</td></tr> <tr><td>18</td><td>19</td><td>20</td><td>21</td><td>22</td><td>23</td><td>24</td></tr> <tr><td>25</td><td>26</td><td>27</td><td>28</td><td>29</td><td>30</td><td>31</td></tr> </table>	S	M	T	W	T	F	S					1	2	3	4	5	6	7	8	9	10	11	12	13	14	15	16	17	18	19	20	21	22	23	24	25	26	27	28	29	30	31	<p>SEPTEMBER 2018</p> <table border="1"> <tr><td>S</td><td>M</td><td>T</td><td>W</td><td>T</td><td>F</td><td>S</td></tr> <tr><td></td><td></td><td></td><td></td><td></td><td></td><td>1</td></tr> <tr><td>2</td><td>3</td><td>4</td><td>5</td><td>6</td><td>7</td><td>8</td></tr> <tr><td>9</td><td>10</td><td>11</td><td>12</td><td>13</td><td>14</td><td>15</td></tr> <tr><td>16</td><td>17</td><td>18</td><td>19</td><td>20</td><td>21</td><td>22</td></tr> <tr><td>23</td><td>24</td><td>25</td><td>26</td><td>27</td><td>28</td><td>29</td></tr> <tr><td>30</td><td></td><td></td><td></td><td></td><td></td><td></td></tr> </table>	S	M	T	W	T	F	S							1	2	3	4	5	6	7	8	9	10	11	12	13	14	15	16	17	18	19	20	21	22	23	24	25	26	27	28	29	30						
S	M	T	W	T	F	S																																																																																																																																																																																																																							
		1	2	3	4	5																																																																																																																																																																																																																							
6	7	8	9	10	11	12																																																																																																																																																																																																																							
13	14	15	16	17	18	19																																																																																																																																																																																																																							
20	21	22	23	24	25	26																																																																																																																																																																																																																							
27	28	29	30	31																																																																																																																																																																																																																									
S	M	T	W	T	F	S																																																																																																																																																																																																																							
					1	2																																																																																																																																																																																																																							
3	4	5	6	7	8	9																																																																																																																																																																																																																							
10	11	12	13	14	15	16																																																																																																																																																																																																																							
17	18	19	20	21	22	23																																																																																																																																																																																																																							
24	25	26	27	28	29	30																																																																																																																																																																																																																							
S	M	T	W	T	F	S																																																																																																																																																																																																																							
1	2	3	4	5	6	7																																																																																																																																																																																																																							
8	9	10	11	12	13	14																																																																																																																																																																																																																							
15	16	17	18	19	20	21																																																																																																																																																																																																																							
22	23	24	25	26	27	28																																																																																																																																																																																																																							
29	30	31																																																																																																																																																																																																																											
S	M	T	W	T	F	S																																																																																																																																																																																																																							
				1	2	3																																																																																																																																																																																																																							
4	5	6	7	8	9	10																																																																																																																																																																																																																							
11	12	13	14	15	16	17																																																																																																																																																																																																																							
18	19	20	21	22	23	24																																																																																																																																																																																																																							
25	26	27	28	29	30	31																																																																																																																																																																																																																							
S	M	T	W	T	F	S																																																																																																																																																																																																																							
						1																																																																																																																																																																																																																							
2	3	4	5	6	7	8																																																																																																																																																																																																																							
9	10	11	12	13	14	15																																																																																																																																																																																																																							
16	17	18	19	20	21	22																																																																																																																																																																																																																							
23	24	25	26	27	28	29																																																																																																																																																																																																																							
30																																																																																																																																																																																																																													
<p>OCTOBER 2018</p> <table border="1"> <tr><td>S</td><td>M</td><td>T</td><td>W</td><td>T</td><td>F</td><td>S</td></tr> <tr><td></td><td>1</td><td>2</td><td>3</td><td>4</td><td>5</td><td>6</td></tr> <tr><td>7</td><td>8</td><td>9</td><td>10</td><td>11</td><td>12</td><td>13</td></tr> <tr><td>14</td><td>15</td><td>16</td><td>17</td><td>18</td><td>19</td><td>20</td></tr> <tr><td>21</td><td>22</td><td>23</td><td>24</td><td>25</td><td>26</td><td>27</td></tr> <tr><td>28</td><td>29</td><td>30</td><td>31</td><td></td><td></td><td></td></tr> </table>	S	M	T	W	T	F	S		1	2	3	4	5	6	7	8	9	10	11	12	13	14	15	16	17	18	19	20	21	22	23	24	25	26	27	28	29	30	31				<p>NOVEMBER 2018</p> <table border="1"> <tr><td>S</td><td>M</td><td>T</td><td>W</td><td>T</td><td>F</td><td>S</td></tr> <tr><td></td><td></td><td></td><td></td><td>1</td><td>2</td><td>3</td></tr> <tr><td>4</td><td>5</td><td>6</td><td>7</td><td>8</td><td>9</td><td>10</td></tr> <tr><td>11</td><td>12</td><td>13</td><td>14</td><td>15</td><td>16</td><td>17</td></tr> <tr><td>18</td><td>19</td><td>20</td><td>21</td><td>22</td><td>23</td><td>24</td></tr> <tr><td>25</td><td>26</td><td>27</td><td>28</td><td>29</td><td>30</td><td></td></tr> </table>	S	M	T	W	T	F	S					1	2	3	4	5	6	7	8	9	10	11	12	13	14	15	16	17	18	19	20	21	22	23	24	25	26	27	28	29	30		<p>DECEMBER 2018</p> <table border="1"> <tr><td>S</td><td>M</td><td>T</td><td>W</td><td>T</td><td>F</td><td>S</td></tr> <tr><td></td><td></td><td></td><td></td><td></td><td></td><td>1</td></tr> <tr><td>2</td><td>3</td><td>4</td><td>5</td><td>6</td><td>7</td><td>8</td></tr> <tr><td>9</td><td>10</td><td>11</td><td>12</td><td>13</td><td>14</td><td>15</td></tr> <tr><td>16</td><td>17</td><td>18</td><td>19</td><td>20</td><td>21</td><td>22</td></tr> <tr><td>23</td><td>24</td><td>25</td><td>26</td><td>27</td><td>28</td><td>29</td></tr> <tr><td>30</td><td>31</td><td></td><td></td><td></td><td></td><td></td></tr> </table>	S	M	T	W	T	F	S							1	2	3	4	5	6	7	8	9	10	11	12	13	14	15	16	17	18	19	20	21	22	23	24	25	26	27	28	29	30	31						<p>JANUARY 2019</p> <table border="1"> <tr><td>S</td><td>M</td><td>T</td><td>W</td><td>T</td><td>F</td><td>S</td></tr> <tr><td></td><td></td><td>1</td><td>2</td><td>3</td><td>4</td><td>5</td></tr> <tr><td>6</td><td>7</td><td>8</td><td>9</td><td>10</td><td>11</td><td>12</td></tr> <tr><td>13</td><td>14</td><td>15</td><td>16</td><td>17</td><td>18</td><td>19</td></tr> <tr><td>20</td><td>21</td><td>22</td><td>23</td><td>24</td><td>25</td><td>26</td></tr> <tr><td>27</td><td>28</td><td>29</td><td>30</td><td>31</td><td></td><td></td></tr> </table>	S	M	T	W	T	F	S			1	2	3	4	5	6	7	8	9	10	11	12	13	14	15	16	17	18	19	20	21	22	23	24	25	26	27	28	29	30	31			<p>FEBRUARY 2019</p> <table border="1"> <tr><td>S</td><td>M</td><td>T</td><td>W</td><td>T</td><td>F</td><td>S</td></tr> <tr><td></td><td></td><td></td><td></td><td></td><td>1</td><td>2</td></tr> <tr><td>3</td><td>4</td><td>5</td><td>6</td><td>7</td><td>8</td><td>9</td></tr> <tr><td>10</td><td>11</td><td>12</td><td>13</td><td>14</td><td>15</td><td>16</td></tr> <tr><td>17</td><td>18</td><td>19</td><td>20</td><td>21</td><td>22</td><td>23</td></tr> <tr><td>24</td><td>25</td><td>26</td><td>27</td><td>28</td><td></td><td></td></tr> </table>	S	M	T	W	T	F	S						1	2	3	4	5	6	7	8	9	10	11	12	13	14	15	16	17	18	19	20	21	22	23	24	25	26	27	28		
S	M	T	W	T	F	S																																																																																																																																																																																																																							
	1	2	3	4	5	6																																																																																																																																																																																																																							
7	8	9	10	11	12	13																																																																																																																																																																																																																							
14	15	16	17	18	19	20																																																																																																																																																																																																																							
21	22	23	24	25	26	27																																																																																																																																																																																																																							
28	29	30	31																																																																																																																																																																																																																										
S	M	T	W	T	F	S																																																																																																																																																																																																																							
				1	2	3																																																																																																																																																																																																																							
4	5	6	7	8	9	10																																																																																																																																																																																																																							
11	12	13	14	15	16	17																																																																																																																																																																																																																							
18	19	20	21	22	23	24																																																																																																																																																																																																																							
25	26	27	28	29	30																																																																																																																																																																																																																								
S	M	T	W	T	F	S																																																																																																																																																																																																																							
						1																																																																																																																																																																																																																							
2	3	4	5	6	7	8																																																																																																																																																																																																																							
9	10	11	12	13	14	15																																																																																																																																																																																																																							
16	17	18	19	20	21	22																																																																																																																																																																																																																							
23	24	25	26	27	28	29																																																																																																																																																																																																																							
30	31																																																																																																																																																																																																																												
S	M	T	W	T	F	S																																																																																																																																																																																																																							
		1	2	3	4	5																																																																																																																																																																																																																							
6	7	8	9	10	11	12																																																																																																																																																																																																																							
13	14	15	16	17	18	19																																																																																																																																																																																																																							
20	21	22	23	24	25	26																																																																																																																																																																																																																							
27	28	29	30	31																																																																																																																																																																																																																									
S	M	T	W	T	F	S																																																																																																																																																																																																																							
					1	2																																																																																																																																																																																																																							
3	4	5	6	7	8	9																																																																																																																																																																																																																							
10	11	12	13	14	15	16																																																																																																																																																																																																																							
17	18	19	20	21	22	23																																																																																																																																																																																																																							
24	25	26	27	28																																																																																																																																																																																																																									

°C	-3.9	-3.3	-2.8	-2.2	-1.7	-1.1	-0.6	0.0	0.6	1.1	1.7	2.2	2.8	3.3	3.9	4.4	5.0	5.6	6.1	6.7	7.2	7.8	8.3	8.9	9.4	10.0	10.6	11.1	11.7	12.2	12.8	13.3	13.9	14.4	15.0	15.6	16.1	16.7	17.2	17.8	18.3
°F	5	7	9	11	13	15	17	19	21	23	25	27	29	31	33	35	37	39	41	43	45	46	47	48	49	50	51	52	53	54	55	56	57	58	59	60	61	62	63	64	65

To Convert from Pounds to Kilograms:

Weight in Pounds ÷ 2.2 = Weight in Kilograms

90 lbs ÷ 2.2 = 40.9 Kg

To Convert from Kilograms to Pounds:

Weight in Kilograms X 2.2 = Weight in Pounds

50 Kg X 2.2 = 110 lbs

USEFUL CONTACT INFORMATION

- ▶ NC Dry-cleaning Solvent Cleanup Act (DSCA) Program
919.707.8200 <http://portal.ncdenr.org/web/wm/dsca>
- ▶ Mecklenburg County Air Quality
704.336.5430
<http://charmeck.org/mecklenburg/county/LUESA/AirQuality/>
- ▶ Forsyth County Office of Environmental Assistance and Protection
(Formerly Forsyth County Environmental Affairs)
336.703.2440 www.co.forsyth.nc.us/eap/
- ▶ Western NC Regional Air Quality Agency
828.250.6777 www.buncombecounty.org/Governing/Depts/wncair/
- ▶ NC Division of Waste Management-Hazardous Waste Section
919.707.8200 <http://portal.ncdenr.org/web/wm>
- ▶ NC Division of Air Quality
919.707-8400 www.ncair.org
- ▶ NC Department of Labor (Occupational Safety & Health Division)
800-NCLABOR www.nclabor.com
- ▶ NC Division of Public Health / Occupational & Environmental Epidemiology
919.707.5900 <http://epi.publichealth.nc.gov/oe/>
- ▶ NC Department of Revenue
877-252-3052 www.dornc.com
- ▶ NC Division of Environmental Assistance & Customer Service
(formerly Small Business Environmental Assistance, and the Division of Pollution Prevention & Environmental Assistance)
877.623.6748 <http://portal.ncdenr.org/web/deao>
919.707.8100
- ▶ NC Association of Launderers & Cleaners (NCALC)
704.689.1301 www.ncalc.org



YOUR DSCA COMPLIANCE STAFF

- ▶ Eric Swope - Compliance Unit Supervisor
919.707.8358 Eric.Swope@ncdenr.gov
 - ▶ Vacant (Pending) - Compliance Inspector (Winston-Salem Region)
 - ▶ Ne'Shonda Cobbs- Compliance Inspector (Mooresville Region)
704.235.2215 Neshonda.Cobbs@ncdenr.gov
 - ▶ Pam Moore - Compliance Inspector (Central Region)
919.707.8357 Pamela.Moore@ncdenr.gov
 - ▶ Aram Kim - Compliance Inspector (Korean Assistance)
919.707.8295 Aram.Kim@ncdenr.gov
- For questions regarding the DSCA Cleanup Fund:
- ▶ Pete Doorn - Special Remediation Branch Head
919.707.8369 Peter.Doorn@ncdenr.gov

Contact the DSCA Program at:

DEQ/DWM-DSCA
1646 Mail Service Center
Raleigh, NC 27699-1646

- ▶ Drycleaning & Laundry Institute
(formerly International Fabricare Institute (IFI))
800.638.2627 www.dlionline.org/
- ▶ National Cleaners Association
800.888.1622 www.nca-i.com
- ▶ National Clothesline
215.830.8467 www.natclo.com
- ▶ State Coalition for Remediation of Drycleaners (SCRD)
www.drycleancoalition.org