

2021

Compliance Calendar

Perchloroethylene (Perc)



Dry-Cleaning Solvent Cleanup Act

North Carolina Department of
Environmental Quality
Division of Waste Management

DSCA Program
919.707.8365

Facility Name: _____

Address: _____

Phone#: _____

Machine#: _____ Serial#: _____



DSCA Facility ID#

INTRODUCTION

This calendar will help you maintain compliance with the North Carolina Dry-Cleaning Solvent Cleanup Act (DSCA) requirements, which incorporate the DSCA Minimum Management Practices (MMP), the Federal Air Quality Perchloroethylene Dry Cleaners, National Emission Standards for Hazardous Air Pollutants (NESHAP) requirements, and hazardous waste regulations. **You must be in compliance with all of these regulations to ensure eligibility for the North Carolina Dry-Cleaning Solvent Cleanup Act Program.** If you have more than one perc machine, we recommend that you use a separate calendar for each machine. However, since perc consumption is calculated for your entire facility, **you must record the sum of all perc purchases on one calendar.** Please contact the NC DSCA Office at (919) 707- 8365 if you wish to receive additional calendars.

Environmental contamination from releases of solvents at dry-cleaning facilities has been recognized for years as a serious problem throughout the United States. In 1997, the North Carolina General Assembly passed the Dry-Cleaning Solvent Cleanup Act, or DSCA, to address this contamination. DSCA created a fund that provides financial assistance to dry cleaners and dry cleaner property owners to help defray the costs of these cleanups. Revenue for the fund is received from a tax on dry-cleaning solvents and a portion of the state sales tax collected for dry-cleaning services. This fund is administered by the NC Division of Waste Management within the State Department of Environmental Quality (DEQ).

DSCA also enabled the Department to develop rules called “Minimum Management Practices” (MMPs) that all active dry-cleaning and wholesale solvent distribution facilities must follow in order to prevent environmental contamination. In 2002, these rules became effective for all facilities in North Carolina. Compliance with the MMPs is also required in order for the dry cleaner to be eligible for the DSCA cleanup fund. In order to ensure compliance with these MMPs, the Division of Waste Management formed the DSCA compliance program in 2005.

In addition to the MMPs, dry cleaners also must comply with regulations enforced by other DEQ programs. These include air quality rules that fall under the jurisdiction of the Division of Air Quality and hazardous waste rules that are enforced by the Division of Waste Management’s Hazardous Waste Section. The DSCA compliance program recognized that inspectors from three different regulatory programs within DEQ could potentially confuse cleaners because each inspector would be checking for compliance with different environmental rules even though all three would be representing the same agency.

To alleviate such confusion and to use DEQ resources more efficiently, the NC Division of Waste Management entered into a memorandum of agreement with the NC Division of Air Quality in December 2005. Under this agreement, the DSCA compliance program performs inspections for air quality regulations that are pertinent to dry-cleaning facilities in all counties except Buncombe, Forsyth and Mecklenburg. These regulations include the National Emission Standards for Hazardous Air Pollutants, or NESHAP, which apply to perchloroethylene facilities and the New Source Performance Standards, or NSPS, which apply to dry cleaners that use petroleum solvents. The three excluded counties listed above have their own air quality programs and retain their authority to perform inspections and ensure compliance with the regulations.

The DSCA compliance program is also authorized by the director of the NC Division of Waste Management to perform inspections at dry-cleaning facilities in all 100 counties for compliance with Resource Conservation and Recovery Act, or RCRA regulations. These inspections were performed previously by the division’s Hazardous Waste Section. With these internal authorizations, the DSCA compliance program provides a single point of contact to the individual dry cleaner for all applicable environmental regulations.

In order to assist dry cleaners in North Carolina with regulatory compliance, the DSCA compliance program has developed this calendar to provide applicable rules, recordkeeping, guidance and reference information in one document for the convenience of facility owners and operators. Completion of the required monthly recording logs are necessary for the dry cleaner to ensure that operations are being conducted in a manner that complies with environmental regulations.

Your plant will be considered “active” if the dry-cleaning machine is connected to power and/or contains solvent. Therefore, as an “active” plant, you must comply with all of the applicable environmental regulations, including the required recordkeeping, until your machine is decommissioned and your solvent/waste solvent is removed by a licensed waste hauler and you receive documentation (i.e. return manifest) that your facility’s generated waste has been properly transported, received and disposed.

Please note the following color-coding used throughout this calendar:

- ▶ Items printed in **RED** are **REQUIRED** for compliance.
- ▶ Items printed in **BLUE** are **recommended** practices.

If you have any comments or suggestions for improvements to the calendar, please contact Delonda Alexander at (919) 707 - 8365.

Facility Status/Change of Ownership Notification

If any of the following changes occur at your facility, please notify DSCA by completing the appropriate postcard below. Detach and mail the self-addressed postcard below to the DSCA Program:

- Open a new full service dry-cleaning store
- Open a new pickup store
- Close an existing full service dry-cleaning store
- Closing of existing pickup store
- Name change of dry-cleaning facility
- Change of dry-cleaning business ownership
- Change of property ownership
- Converting a Pickup Store to an Active Full-Service Store
- Converting an Active Full-Service Store to a Pickup Store
- Installation of new dry-cleaning machine
- Removal of old dry-cleaning machine
- Change of solvent used at a full-service store

✂ Detach postcard.

Action Taken: New Facility (Plant) Opening
 Change Property Ownership Existing Facility (Plant) Closing
 Change Business Ownership New Pickup Store Opening
 Change of Facility Name Existing Pickup Store Closing
 Converting Pickup Store to Full-Service Converting Full-Service to Pickup Store

Former Owner/Contact Information: _____ Date Open/Close: _____

Facility/Owner Name: _____

Facility Name: _____

Facility Address: _____

Phone Number: _____

New Owner/Contact Information: _____ Date Open/Close: _____

Facility/Owner Name: _____

Facility Name: _____

Facility Address: _____

Mailing Address: _____

City: _____ State: _____ Zip: _____

Phone Number: _____ Fax Number: _____

Facilities that no longer clean clothes on the premises of that facility but function as “pick up” stores, must remove all solvent and solvent-containing waste from the dry-cleaning machines and the machines must be disconnected from electrical power. Otherwise, the facility must comply with all of the applicable regulations.

Decommissioning a dry-cleaning facility:

For your facility to be considered a closed (inactive) full-service plant, you must decommission the machine by removing the solvent, waste solvent, and separator water from the dry-cleaning machine in an environmentally safe manner utilizing a licensed waste hauler. You must also permanently disconnect the machine from the power source. Your plant will be considered “active” if the dry-cleaning machine is connected to power and/or contains solvent. Until your machine is decommissioned, your solvent/waste is removed by a licensed waste hauler and you receive documentation (i.e. return manifest) that your facility’s generated waste has been properly transported, received, and disposed of, your plant is still considered “active”, and you must comply with all of the applicable environmental regulations, including the required recordkeeping.

Action Taken: Installation of new machine Change of solvent used
 Removal of old machine

Facility Information:

Facility/Owner Name: _____

Facility Address: _____

Mailing Address: _____

City: _____ State: _____ Zip: _____

Phone Number: _____ Fax Number: _____

Old Machine Information:

Manufacturer: _____

Model: _____

Serial No: _____

Removal Date: _____

Generation: _____

Solvent: _____

New Machine Information:

Manufacturer: _____

Model: _____

Serial No: _____

Installation Date: _____

Generation: 4 or 5

Solvent: _____

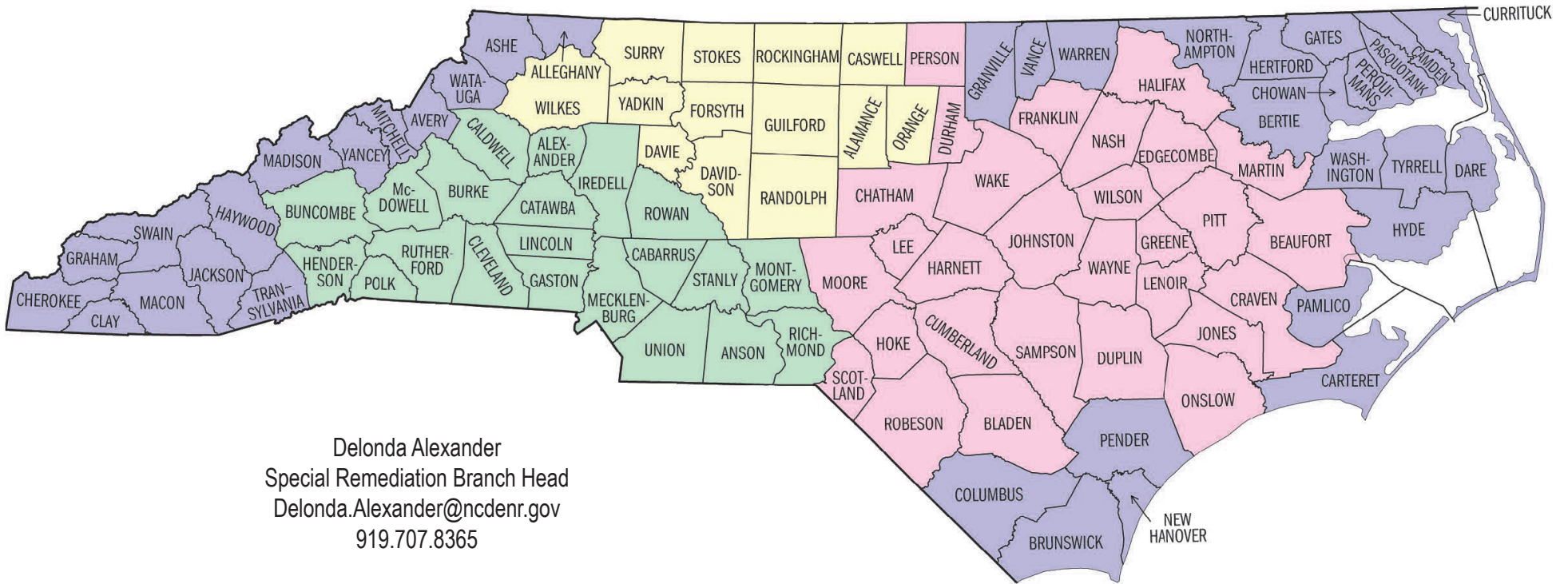
NC DEQ / DWM-Dry Cleaning Program
1646 Mail Service Center
Raleigh NC 27699-1646

Place
Stamp
Here

NC DEQ / DWM-Dry Cleaning Program
1646 Mail Service Center
Raleigh NC 27699-1646

Place
Stamp
Here

DSCA Compliance Inspectors / Regions



Delonda Alexander
 Special Remediation Branch Head
 Delonda.Alexander@ncdenr.gov
 919.707.8365

Eric Swope
 (Environmental Program Consultant/
 Coastal and Mountain Region)
 Eric.Swope@ncdenr.gov
 919.707.8358

Ne'Shonda Cobbs
 (Mecklenburg Region)
 Neshonda.Cobbs@ncdenr.gov
 919.218.8409

John Stauber
 (Winston-Salem Region)
 John.Stauber@ncdenr.gov
 919.707.8357

Rachel Clarke
 (Central Region)
 Rachel.Clarke@ncdenr.gov
 919.707.8351

Facility Name: _____ EPA ID# _____

Facility Address: _____ DSCA Facility ID# _____

EMERGENCY INFORMATION

This sign must be displayed in clear view near a telephone so that the information is immediately available to employees at your dry-cleaning facility.

The Responsible Person in case of an Emergency (Emergency Coordinator):

NAME: _____

PHONE: _____

The Alternate Person in case of an Emergency:

NAME: _____

PHONE: _____

FIRE/HAZMAT TEAM: Phone# _____

HOSPITAL: Phone# _____

POLICE: Phone# _____

DSCA: Phone# 919-707-8365 _____

FIRE ALARM: (location) _____

ABSORBENT MATERIAL: (location) _____

FIRE EXTINGUISHERS: (location) _____

To protect against fire hazards, loss of valuable solvents, and emissions of solvent to the atmosphere, periodic inspection of this equipment for evidence of leaks and prompt repair of any leaks is recommended. The U.S. Environmental Protection Agency recommends that the equipment be inspected every 15 days and all vapor or liquid leaks be repaired within the subsequent 15 day period.

Call: The National Response Center @ 1-800-424-8802

You must call the National Response Center immediately if a Fire/Explosion or release occurs that threatens human health outside the facility or if a spill reaches surface water.

This Page Was Intentionally Left Blank

HIGH/LOW PRESSURE LOG or (WEEKLY REFRIGERATED CONDENSER EXIT TEMP LOG)				
Date	Outlet Temp °C / °F	High/Low Pressure Log		Is Temp ≤ 45° F (7.2° C)? OR
		MFR H/L Pressure Ranges:		
		Actual High	Actual Low	Is pressure in range specified by MFR?
		18 - 23	3 - 5	
12/4	42			Y N
12/11	46			Y N
12/18		20	4.5	Y N
12/24		24	2	Y N
Describe Adjustment/Repair: Date: 12/11-Checked Freon charge and cleaned condenser coils 12/24-Cleaned refrigerant coils				

WEEKLY HAZARDOUS WASTE INSPECTION LOG*				
Inspection Date:	12/4	12/11	12/18	12/24
Spills or leaks?	Y N	Y N	Y N	Y N
Waste Containers/Drums in Secondary Containment?	Y N	Y N	Y N	Y N
Drums Closed?	Y N	Y N	Y N	Y N
Drums Clearly Labeled "Hazardous Waste"?	Y N	Y N	Y N	Y N
Drums Clearly Dated?	Y N	Y N	Y N	Y N
Storage Time Limits OK?	Y N	Y N	Y N	Y N
Accumulation Limits OK?	Y N	Y N	Y N	Y N
Outdoor: Area Secure?	Y N	Y N	Y N	Y N
Describe Corrective Action: Date: 12/11 - Tightened metal band around drum *Weekly Haz. Waste Log Required for SQG				

MONTHLY WASTE GENERATION LOG (Recommended)		
Date	Separator Water (gallons)	Other Contact Water (gallons)
12/4	6	0.75
12/11	7	1
12/18	4	0.5
12/24	2	0.5
▶ When waste is shipped, complete the "Hazardous Waste Manifest Log" located at the back of the calendar. ▶ If contact water is treated on site, this water amount is NOT recorded on the "Hazardous Waste Manifest Log."		

WEEKLY DRY-CLEANING MACHINE LEAK INSPECTION LOG					REPAIR LOG			
Leak Detection and Repair (LDAR) Inspection Conducted By: Perceptible (P) / Halogen Detector (H)								
Inspection Method & Inspection Date	P	H	P	H	Leaking Item Location	Date Parts Ordered	Date Parts Received	Date Repaired
	12/4	12/11	12/18	12/24				
Hoses & Pipes	Y N	Y N	Y N	Y N				
Fittings, Couplings & Valves	Y N	Y N	Y N	Y N				
Door Gaskets & Seatings	Y N	Y N	Y N	Y N	Machine Door: ordered gasket	12/11	12/15	12/17
Filter Gaskets & Seatings	Y N	Y N	Y N	Y N				
Pumps	Y N	Y N	Y N	Y N				
Solvent Tanks & Containers	Y N	Y N	Y N	Y N				
Waste Separators	Y N	Y N	Y N	Y N				
Muck Cookers	Y N	Y N	Y N	Y N				
Stills	Y N	Y N	Y N	Y N				
Exhaust Dampers	Y N	Y N	Y N	Y N				
All Filter Housings	Y N	Y N	Y N	Y N				

▶ A perceptible leak is one that you can smell or see (pool or droplets of liquid) or feel (air flow). Repair all detected leaks within 24 hours. If repair parts must be ordered, the parts must be ordered within 2 working days. The repair parts must be installed within 5 working days upon receipt of the parts.

WEEKLY ON-SITE WASTEWATER TREATMENT UNIT INSPECTION (Evaporator / Mister)				
Date	12/4	12/11	12/18	12/24
Equipment leak free?	Y N	Y N	Y N	Y N
Equipment operating properly?	Y N	Y N	Y N	Y N
Secondary containment OK?	Y N	Y N	Y N	Y N
Date filters changed and treated as hazardous waste: 12/1/20				
Describe Repairs / Corrective Actions: Date: 12/4 - Leak in peristaltic pump tubing. Replaced tubing on 12/5				
▶ Have you changed your wastewater treatment filters according to the manufacturer's specifications?				

▶ Have you changed your wastewater treatment filters according to the manufacturer's specifications?

DECEMBER 2020

Sunday	Monday	Tuesday	Wednesday	Thursday	Friday	Saturday
		1 ◆ 30 (30 lbs)	2 31 34 (65 lbs)	3 34 (34 lbs)	4 * 36 (36 lbs)	5 30 30 (60 lbs)
6	7 35 30 (65 lbs)	8 34 30 34 (98 lbs)	9 27 23 25 (75 lbs)	10 35 30 (65 lbs)	11 * 32 32 32 (96 lbs)	12 34 32 (66 lbs)
13	14 30 20 (50 lbs)	15 22 (22 lbs)	16 34 34 32 (100 lbs)	17 15 30 (45 lbs)	18 * 34 31 35 (100 lbs)	19 30 25 (55 lbs)
20	21 35 30 15 (80 lbs)	22 35 30 15 (80 lbs)	23 34 32 (66 lbs)	24 34 (34 lbs)	25 * CLOSED	26 CLOSED
27	28 30 (30 lbs)	29 31 35 (66 lbs)	30 NO CLEANING	31 NO CLEANING		

PERC PURCHASES RUNNING TOTAL		
Running Total From Last Month		60
Subtract Perc Purchased DECEMBER 2019	-	15
SUBTOTAL		45
Purchase Date	Purchase Amount	12-Month Running Total
12/3	+ 15	60 ←
	+	

Be sure to record the total on the 5-Year Perc Purchase Log.

SOLVENT MILEAGE CALCULATION (Recommended)	
12-Mo. Total Lbs. Cleaned From Last Month	18060
Subtract Pounds Cleaned DECEMBER 2019	- 1565
SUBTOTAL	16495
Total Pounds Cleaned DECEMBER 2020	12-Mo. Total Lbs. Cleaned
+ 1418	= 17913
12 Mo. Total Lbs. Cleaned	
12 Mo. Solvent Purchased	= 299

NOVEMBER 2020						
S	M	T	W	T	F	S
1	2	3	4	5	6	7
8	9	10	11	12	13	14
15	16	17	18	19	20	21
22	23	24	25	26	27	28
29	30					

JANUARY 2021						
S	M	T	W	T	F	S
					1	2
3	4	5	6	7	8	9
10	11	12	13	14	15	16
17	18	19	20	21	22	23
24	25	26	27	28	29	30
31						

* Weekly H/L Pressure Log (Refrigerated Condenser Exit Temp) Log and Inspection Logs

◆ Calculate perc purchase running total

HIGH/LOW PRESSURE LOG or (WEEKLY REFRIGERATED CONDENSER EXIT TEMP LOG)				
Date	Outlet Temp °C / °F	High/Low Pressure Log		Is Temp ≤ 45° F (7.2° C)? OR
		MFR H/L Pressure Ranges:		
		-	-	Is pressure in range specified by MFR?
Actual High	Actual Low			
				Y N
				Y N
				Y N
				Y N
				Y N
Describe Adjustment/Repair: Date:				

WEEKLY HAZARDOUS WASTE INSPECTION LOG*					
Inspection Date:					
Spills or leaks?	Y N	Y N	Y N	Y N	Y N
Waste Containers/Drums in Secondary Containment?	Y N	Y N	Y N	Y N	Y N
Drums Closed?	Y N	Y N	Y N	Y N	Y N
Drums Clearly Labeled "Hazardous Waste"?	Y N	Y N	Y N	Y N	Y N
Drums Clearly Dated?	Y N	Y N	Y N	Y N	Y N
Storage Time Limits OK?	Y N	Y N	Y N	Y N	Y N
Accumulation Limits OK?	Y N	Y N	Y N	Y N	Y N
Outdoor: Area Secure?	Y N	Y N	Y N	Y N	Y N
Describe Corrective Action:					
▶ *Weekly Haz. Waste Log Required for SQG					

MONTHLY WASTE GENERATION LOG (Recommended)		
Date	Separator Water (gallons)	Other Contact Water (gallons)
▶ When waste is shipped, complete the "Hazardous Waste Manifest Log" located at the back of the calendar.		
▶ If contact water is treated on site, this water amount is NOT recorded on the "Hazardous Waste Manifest Log."		

WEEKLY DRY-CLEANING MACHINE LEAK INSPECTION LOG					
Leak Detection and Repair (LDAR) Inspection Conducted By: Perceptible (P) / Halogen Detector (H)					
Inspection Method & Inspection Date	P H	P H	P H	P H	P H
Hoses & Pipes	Y N	Y N	Y N	Y N	Y N
Fittings, Couplings & Valves	Y N	Y N	Y N	Y N	Y N
Door Gaskets & Seatings	Y N	Y N	Y N	Y N	Y N
Filter Gaskets & Seatings	Y N	Y N	Y N	Y N	Y N
Pumps	Y N	Y N	Y N	Y N	Y N
Solvent Tanks & Containers	Y N	Y N	Y N	Y N	Y N
Waste Separators	Y N	Y N	Y N	Y N	Y N
Muck Cookers	Y N	Y N	Y N	Y N	Y N
Stills	Y N	Y N	Y N	Y N	Y N
Exhaust Dampers	Y N	Y N	Y N	Y N	Y N
All Filter Housings	Y N	Y N	Y N	Y N	Y N

REPAIR LOG			
Leaking Item Location	Date Parts Ordered	Date Parts Received	Date Repaired

WEEKLY ON-SITE WASTEWATER TREATMENT UNIT INSPECTION (Evaporator / Mister)					
Date					
Equipment leak free?	Y N	Y N	Y N	Y N	Y N
Equipment operating properly?	Y N	Y N	Y N	Y N	Y N
Secondary containment OK?	Y N	Y N	Y N	Y N	Y N
Date filters changed and treated as hazardous waste:					
Describe Repairs / Corrective Actions: Date:					
▶ Have you changed your wastewater treatment filters according to the manufacturer's specifications?					

▶ A perceptible leak is one that you can smell or see (pool or droplets of liquid) or feel (air flow). Repair all detected leaks within 24 hours. If repair parts must be ordered, the parts must be ordered within 2 working days. The repair parts must be installed within 5 working days upon receipt of the parts.

JANUARY 2021

Sunday	Monday	Tuesday	Wednesday	Thursday	Friday	Saturday
					1 *	2
3	4	5	6	7	8 *	9
10	11	12	13	14	15 *	16
17	18	19	20	21	22 *	23
24	25	26	27	28	29 *	30
31						

PERC PURCHASES RUNNING TOTAL		
Running Total From Last Month		
Subtract Perc Purchased JANUARY 2020		-
SUBTOTAL		
Purchase Date	Purchase Amount (Gal.)	12-Month Running Total
	+	
	+	

SOLVENT MILEAGE CALCULATION (Recommended)	
12-Mo. Total Lbs. Cleaned From Last Month	
Subtract Pounds Cleaned JANUARY 2020	-
SUBTOTAL	
Total Pounds Cleaned JANUARY 2021	12-Mo. Total Lbs. Cleaned
+	=
<u>12 Mo. Total Lbs. Cleaned</u>	=
12 Mo. Solvent Purchased	

DECEMBER 2020						
S	M	T	W	T	F	S
		1	2	3	4	5
6	7	8	9	10	11	12
13	14	15	16	17	18	19
20	21	22	23	24	25	26
27	28	29	30	31		

FEBRUARY 2021						
S	M	T	W	T	F	S
		1	2	3	4	5
6	7	8	9	10	11	12
13	14	15	16	17	18	19
20	21	22	23	24	25	26
27	28					

* Weekly H/L Pressure Log (Refrigerated Condenser Exit Temp) Log and Inspection Logs

Calculate perc purchase running total

HIGH/LOW PRESSURE LOG or (WEEKLY REFRIGERATED CONDENSER EXIT TEMP LOG)				
Date	Outlet Temp °C / °F	High/Low Pressure Log		Is Temp ≤ 45°F (7.2°C)? OR
		MFR H/L Pressure Ranges:		
		-	-	Is pressure in range specified by MFR?
Actual High	Actual Low	Y N		
				Y N
				Y N
				Y N
				Y N
				Y N
				Y N
Describe Adjustment/Repair: Date:				

WEEKLY HAZARDOUS WASTE INSPECTION LOG*					
Inspection Date:					
Spills or leaks?	Y N	Y N	Y N	Y N	Y N
Waste Containers/Drums in Secondary Containment?	Y N	Y N	Y N	Y N	Y N
Drums Closed?	Y N	Y N	Y N	Y N	Y N
Drums Clearly Labeled "Hazardous Waste"?	Y N	Y N	Y N	Y N	Y N
Drums Clearly Dated?	Y N	Y N	Y N	Y N	Y N
Storage Time Limits OK?	Y N	Y N	Y N	Y N	Y N
Accumulation Limits OK?	Y N	Y N	Y N	Y N	Y N
Outdoor: Area Secure?	Y N	Y N	Y N	Y N	Y N
Describe Corrective Action:					
▶*Weekly Haz. Waste Log Required for SQG					

MONTHLY WASTE GENERATION LOG (Recommended)		
Date	Separator Water (gallons)	Other Contact Water (gallons)
▶When waste is shipped, complete the "Hazardous Waste Manifest Log" located at the back of the calendar.		
▶If contact water is treated on site, this water amount is NOT recorded on the "Hazardous Waste Manifest Log."		




WEEKLY DRY-CLEANING MACHINE LEAK INSPECTION LOG					
Leak Detection and Repair (LDAR) Inspection Conducted By: Perceptible (P) / Halogen Detector (H)					
Inspection Method & Inspection Date	P H	P H	P H	P H	P H
Hoses & Pipes	Y N	Y N	Y N	Y N	Y N
Fittings, Couplings & Valves	Y N	Y N	Y N	Y N	Y N
Door Gaskets & Seatings	Y N	Y N	Y N	Y N	Y N
Filter Gaskets & Seatings	Y N	Y N	Y N	Y N	Y N
Pumps	Y N	Y N	Y N	Y N	Y N
Solvent Tanks & Containers	Y N	Y N	Y N	Y N	Y N
Waste Separators	Y N	Y N	Y N	Y N	Y N
Muck Cookers	Y N	Y N	Y N	Y N	Y N
Stills	Y N	Y N	Y N	Y N	Y N
Exhaust Dampers	Y N	Y N	Y N	Y N	Y N
All Filter Housings	Y N	Y N	Y N	Y N	Y N

REPAIR LOG			
Leaking Item Location	Date Parts Ordered	Date Parts Received	Date Repaired

WEEKLY ON-SITE WASTEWATER TREATMENT UNIT INSPECTION (Evaporator / Mister)					
Date					
Equipment leak free?	Y N	Y N	Y N	Y N	Y N
Equipment operating properly?	Y N	Y N	Y N	Y N	Y N
Secondary containment OK?	Y N	Y N	Y N	Y N	Y N
Date filters changed and treated as hazardous waste:					
Describe Repairs / Corrective Actions: Date:					
▶Have you changed your wastewater treatment filters according to the manufacturer's specifications?					

▶A perceptible leak is one that you can smell or see (pool or droplets of liquid) or feel (air flow). Repair all detected leaks within 24 hours. If repair parts must be ordered, the parts must be ordered within 2 working days. The repair parts must be installed within 5 working days upon receipt of the parts.

FEBRUARY 2021

Sunday	Monday	Tuesday	Wednesday	Thursday	Friday	Saturday
	1 	2	3	4	5 	6
7	8	9	10	11	12 	13
14	15	16	17	18	19 	20
21	22	23	24	25	26 	27
28						

PERC PURCHASES RUNNING TOTAL		
Running Total From Last Month		
Subtract Perc Purchased FEBRUARY 2020		-
SUBTOTAL		
Purchase Date	Purchase Amount (Gal.)	12-Month Running Total
	+	
	+	

SOLVENT MILEAGE CALCULATION (Recommended)	
12-Mo. Total Lbs. Cleaned From Last Month	
Subtract Pounds Cleaned FEBRUARY 2020	-
SUBTOTAL	
Total Pounds Cleaned FEBRUARY 2021	12-Mo. Total Lbs. Cleaned
+	=
12 Mo. Total Lbs. Cleaned	=
12 Mo. Solvent Purchased	

JANUARY 2021						
S	M	T	W	T	F	S
					1	2
3	4	5	6	7	8	9
10	11	12	13	14	15	16
17	18	19	20	21	22	23
24	25	26	27	28	29	30
31						

MARCH 2021						
S	M	T	W	T	F	S
	1	2	3	4	5	6
7	8	9	10	11	12	13
14	15	16	17	18	19	20
21	22	23	24	25	26	27
28	29	30	31			

 Weekly H/L Pressure Log (Refrigerated Condenser Exit Temp) Log and Inspection Logs

 Calculate perc purchase running total

HIGH/LOW PRESSURE LOG or (WEEKLY REFRIGERATED CONDENSER EXIT TEMP LOG)				
Date	Outlet Temp °C / °F	High/Low Pressure Log		Is Temp ≤ 45°F (7.2°C)? OR
		MFR H/L Pressure Ranges:		
		-	-	Is pressure in range specified by MFR?
Actual High	Actual Low	Y N		
				Y N
				Y N
				Y N
				Y N
				Y N
Describe Adjustment/Repair: Date:				

WEEKLY HAZARDOUS WASTE INSPECTION LOG*					
Inspection Date:					
Spills or leaks?	Y N	Y N	Y N	Y N	Y N
Waste Containers/Drums in Secondary Containment?	Y N	Y N	Y N	Y N	Y N
Drums Closed?	Y N	Y N	Y N	Y N	Y N
Drums Clearly Labeled "Hazardous Waste"?	Y N	Y N	Y N	Y N	Y N
Drums Clearly Dated?	Y N	Y N	Y N	Y N	Y N
Storage Time Limits OK?	Y N	Y N	Y N	Y N	Y N
Accumulation Limits OK?	Y N	Y N	Y N	Y N	Y N
Outdoor: Area Secure?	Y N	Y N	Y N	Y N	Y N
Describe Corrective Action:					
▶*Weekly Haz. Waste Log Required for SQG					

MONTHLY WASTE GENERATION LOG (Recommended)		
Date	Separator Water (gallons)	Other Contact Water (gallons)
▶When waste is shipped, complete the "Hazardous Waste Manifest Log" located at the back of the calendar.		
▶If contact water is treated on site, this water amount is NOT recorded on the "Hazardous Waste Manifest Log."		

WEEKLY DRY-CLEANING MACHINE LEAK INSPECTION LOG					
Leak Detection and Repair (LDAR) Inspection Conducted By: Perceptible (P) / Halogen Detector (H)					
Inspection Method & Inspection Date	P H	P H	P H	P H	P H
Hoses & Pipes	Y N	Y N	Y N	Y N	Y N
Fittings, Couplings & Valves	Y N	Y N	Y N	Y N	Y N
Door Gaskets & Seatings	Y N	Y N	Y N	Y N	Y N
Filter Gaskets & Seatings	Y N	Y N	Y N	Y N	Y N
Pumps	Y N	Y N	Y N	Y N	Y N
Solvent Tanks & Containers	Y N	Y N	Y N	Y N	Y N
Waste Separators	Y N	Y N	Y N	Y N	Y N
Muck Cookers	Y N	Y N	Y N	Y N	Y N
Stills	Y N	Y N	Y N	Y N	Y N
Exhaust Dampers	Y N	Y N	Y N	Y N	Y N
All Filter Housings	Y N	Y N	Y N	Y N	Y N

REPAIR LOG			
Leaking Item Location	Date Parts Ordered	Date Parts Received	Date Repaired

WEEKLY ON-SITE WASTEWATER TREATMENT UNIT INSPECTION (Evaporator / Mister)					
Date					
Equipment leak free?	Y N	Y N	Y N	Y N	Y N
Equipment operating properly?	Y N	Y N	Y N	Y N	Y N
Secondary containment OK?	Y N	Y N	Y N	Y N	Y N
Date filters changed and treated as hazardous waste:					
Describe Repairs / Corrective Actions: Date:					

▶ A perceptible leak is one that you can smell or see (pool or droplets of liquid) or feel (air flow). Repair all detected leaks within 24 hours. If repair parts must be ordered, the parts must be ordered within 2 working days. The repair parts must be installed within 5 working days upon receipt of the parts.

▶ Have you changed your wastewater treatment filters according to the manufacturer's specifications?

MARCH 2021

Sunday	Monday	Tuesday	Wednesday	Thursday	Friday	Saturday
	1 	2	3	4	5 *	6
7	8	9	10	11	12 *	13
14	15	16	17	18	19 *	20
21	22	23	24	25	26 *	27
28	29	30	31			

* Weekly H/L Pressure Log (Refrigerated Condenser Exit Temp) Log and Inspection Logs

 Calculate perc purchase running total

PERC PURCHASES RUNNING TOTAL		
Running Total From Last Month		
Subtract Perc Purchased MARCH 2020		-
SUBTOTAL		
Purchase Date	Purchase Amount (Gal.)	12-Month Running Total
	+	
	+	

SOLVENT MILEAGE CALCULATION (Recommended)	
12-Mo. Total Lbs. Cleaned From Last Month	
Subtract Pounds Cleaned MARCH 2020	-
SUBTOTAL	
Total Pounds Cleaned MARCH 2021	12-Mo. Total Lbs. Cleaned
+	=
12 Mo. Total Lbs. Cleaned	=
12 Mo. Solvent Purchased	

FEBRUARY 2021						
S	M	T	W	T	F	S
	1	2	3	4	5	6
7	8	9	10	11	12	13
14	15	16	17	18	19	20
21	22	23	24	25	26	27
28						

APRIL 2021						
S	M	T	W	T	F	S
				1	2	3
4	5	6	7	8	9	10
11	12	13	14	15	16	17
18	19	20	21	22	23	24
25	26	27	28	29	30	

HIGH/LOW PRESSURE LOG or (WEEKLY REFRIGERATED CONDENSER EXIT TEMP LOG)				
Date	Outlet Temp °C / °F	High/Low Pressure Log		Is Temp ≤ 45°F (7.2°C)? OR
		MFR H/L Pressure Ranges:		
		-	-	Is pressure in range specified by MFR?
Actual High	Actual Low	Y N		
				Y N
				Y N
				Y N
				Y N
				Y N
Describe Adjustment/Repair: Date:				

WEEKLY HAZARDOUS WASTE INSPECTION LOG*					
Inspection Date:					
Spills or leaks?	Y N	Y N	Y N	Y N	Y N
Waste Containers/Drums in Secondary Containment?	Y N	Y N	Y N	Y N	Y N
Drums Closed?	Y N	Y N	Y N	Y N	Y N
Drums Clearly Labeled "Hazardous Waste"?	Y N	Y N	Y N	Y N	Y N
Drums Clearly Dated?	Y N	Y N	Y N	Y N	Y N
Storage Time Limits OK?	Y N	Y N	Y N	Y N	Y N
Accumulation Limits OK?	Y N	Y N	Y N	Y N	Y N
Outdoor: Area Secure?	Y N	Y N	Y N	Y N	Y N
Describe Corrective Action:					
▶*Weekly Haz. Waste Log Required for SQG					

MONTHLY WASTE GENERATION LOG (Recommended)		
Date	Separator Water (gallons)	Other Contact Water (gallons)
▶When waste is shipped, complete the "Hazardous Waste Manifest Log" located at the back of the calendar.		
▶If contact water is treated on site, this water amount is NOT recorded on the "Hazardous Waste Manifest Log."		

WEEKLY DRY-CLEANING MACHINE LEAK INSPECTION LOG					
Leak Detection and Repair (LDAR) Inspection Conducted By: Perceptible (P) / Halogen Detector (H)					
Inspection Method & Inspection Date	P H	P H	P H	P H	P H
Hoses & Pipes	Y N	Y N	Y N	Y N	Y N
Fittings, Couplings & Valves	Y N	Y N	Y N	Y N	Y N
Door Gaskets & Seatings	Y N	Y N	Y N	Y N	Y N
Filter Gaskets & Seatings	Y N	Y N	Y N	Y N	Y N
Pumps	Y N	Y N	Y N	Y N	Y N
Solvent Tanks & Containers	Y N	Y N	Y N	Y N	Y N
Waste Separators	Y N	Y N	Y N	Y N	Y N
Muck Cookers	Y N	Y N	Y N	Y N	Y N
Stills	Y N	Y N	Y N	Y N	Y N
Exhaust Dampers	Y N	Y N	Y N	Y N	Y N
All Filter Housings	Y N	Y N	Y N	Y N	Y N

REPAIR LOG			
Leaking Item Location	Date Parts Ordered	Date Parts Received	Date Repaired

WEEKLY ON-SITE WASTEWATER TREATMENT UNIT INSPECTION (Evaporator / Mister)					
Date					
Equipment leak free?	Y N	Y N	Y N	Y N	Y N
Equipment operating properly?	Y N	Y N	Y N	Y N	Y N
Secondary containment OK?	Y N	Y N	Y N	Y N	Y N
Date filters changed and treated as hazardous waste:					
Describe Repairs / Corrective Actions: Date:					
▶Have you changed your wastewater treatment filters according to the manufacturer's specifications?					

▶A perceptible leak is one that you can smell or see (pool or droplets of liquid) or feel (air flow). Repair all detected leaks within 24 hours. If repair parts must be ordered, the parts must be ordered within 2 working days. The repair parts must be installed within 5 working days upon receipt of the parts.

▶Have you changed your wastewater treatment filters according to the manufacturer's specifications?

APRIL 2021

Sunday	Monday	Tuesday	Wednesday	Thursday	Friday	Saturday
				1 	2 *	3
4	5	6	7	8	9 *	10
11	12	13	14	15	16 *	17
18	19	20	21	22	23 *	24
25	26	27	28	29	30 *	

PERC PURCHASES RUNNING TOTAL		
Running Total From Last Month		
Subtract Perc Purchased APRIL 2020		-
SUBTOTAL		
Purchase Date	Purchase Amount (Gal.)	12-Month Running Total
	+	
	+	

SOLVENT MILEAGE CALCULATION (Recommended)	
12-Mo. Total Lbs. Cleaned From Last Month	
Subtract Pounds Cleaned APRIL 2020	-
SUBTOTAL	
Total Pounds Cleaned APRIL 2021	12-Mo. Total Lbs. Cleaned
+	=
12 Mo. Total Lbs. Cleaned	=
12 Mo. Solvent Purchased	

MARCH 2021						
S	M	T	W	T	F	S
	1	2	3	4	5	6
7	8	9	10	11	12	13
14	15	16	17	18	19	20
21	22	23	24	25	26	27
28	29	30	31			

MAY 2021						
S	M	T	W	T	F	S
						1
2	3	4	5	6	7	8
9	10	11	12	13	14	15
16	17	18	19	20	21	22
23	24	25	26	27	28	29
30	31					

* Weekly H/L Pressure Log (Refrigerated Condenser Exit Temp) Log and Inspection Logs

 Calculate perc purchase running total

HIGH/LOW PRESSURE LOG or (WEEKLY REFRIGERATED CONDENSER EXIT TEMP LOG)				
Date	Outlet Temp °C / °F	High/Low Pressure Log		Is Temp ≤ 45°F (7.2°C)? OR
		MFR H/L Pressure Ranges:		
		-	-	Is pressure in range specified by MFR?
Actual High	Actual Low			
				Y N
				Y N
				Y N
				Y N
				Y N
Describe Adjustment/Repair: Date:				

WEEKLY HAZARDOUS WASTE INSPECTION LOG*					
Inspection Date:					
Spills or leaks?	Y N	Y N	Y N	Y N	Y N
Waste Containers/Drums in Secondary Containment?	Y N	Y N	Y N	Y N	Y N
Drums Closed?	Y N	Y N	Y N	Y N	Y N
Drums Clearly Labeled "Hazardous Waste"?	Y N	Y N	Y N	Y N	Y N
Drums Clearly Dated?	Y N	Y N	Y N	Y N	Y N
Storage Time Limits OK?	Y N	Y N	Y N	Y N	Y N
Accumulation Limits OK?	Y N	Y N	Y N	Y N	Y N
Outdoor: Area Secure?	Y N	Y N	Y N	Y N	Y N
Describe Corrective Action:					
▶*Weekly Haz. Waste Log Required for SQG					

MONTHLY WASTE GENERATION LOG (Recommended)		
Date	Separator Water (gallons)	Other Contact Water (gallons)
▶When waste is shipped, complete the "Hazardous Waste Manifest Log" located at the back of the calendar.		
▶If contact water is treated on site, this water amount is NOT recorded on the "Hazardous Waste Manifest Log."		

WEEKLY DRY-CLEANING MACHINE LEAK INSPECTION LOG					
Leak Detection and Repair (LDAR) Inspection Conducted By: Perceptible (P) / Halogen Detector (H)					
Inspection Method & Inspection Date	P H	P H	P H	P H	P H
Hoses & Pipes	Y N	Y N	Y N	Y N	Y N
Fittings, Couplings & Valves	Y N	Y N	Y N	Y N	Y N
Door Gaskets & Seatings	Y N	Y N	Y N	Y N	Y N
Filter Gaskets & Seatings	Y N	Y N	Y N	Y N	Y N
Pumps	Y N	Y N	Y N	Y N	Y N
Solvent Tanks & Containers	Y N	Y N	Y N	Y N	Y N
Waste Separators	Y N	Y N	Y N	Y N	Y N
Muck Cookers	Y N	Y N	Y N	Y N	Y N
Stills	Y N	Y N	Y N	Y N	Y N
Exhaust Dampers	Y N	Y N	Y N	Y N	Y N
All Filter Housings	Y N	Y N	Y N	Y N	Y N

REPAIR LOG			
Leaking Item Location	Date Parts Ordered	Date Parts Received	Date Repaired

WEEKLY ON-SITE WASTEWATER TREATMENT UNIT INSPECTION (Evaporator / Mister)					
Date					
Equipment leak free?	Y N	Y N	Y N	Y N	Y N
Equipment operating properly?	Y N	Y N	Y N	Y N	Y N
Secondary containment OK?	Y N	Y N	Y N	Y N	Y N
Date filters changed and treated as hazardous waste:					
Describe Repairs / Corrective Actions: Date:					
▶Have you changed your wastewater treatment filters according to the manufacturer's specifications?					

▶A perceptible leak is one that you can smell or see (pool or droplets of liquid) or feel (air flow). Repair all detected leaks within 24 hours. If repair parts must be ordered, the parts must be ordered within 2 working days. The repair parts must be installed within 5 working days upon receipt of the parts.

MAY 2021

Sunday	Monday	Tuesday	Wednesday	Thursday	Friday	Saturday
						1 
2	3	4	5	6	7 *	8
9	10	11	12	13	14 *	15
16	17	18	19	20	21 *	22
23	24	25	26	27	28 *	29
30	31					

PERC PURCHASES RUNNING TOTAL		
Running Total From Last Month		
Subtract Perc Purchased MAY 2020		-
SUBTOTAL		
Purchase Date	Purchase Amount (Gal.)	12-Month Running Total
	+	
	+	

SOLVENT MILEAGE CALCULATION (Recommended)	
12-Mo. Total Lbs. Cleaned From Last Month	
Subtract Pounds Cleaned MAY 2020	-
SUBTOTAL	
Total Pounds Cleaned MAY 2021	12-Mo. Total Lbs. Cleaned
+	=
12 Mo. Total Lbs. Cleaned	=
12 Mo. Solvent Purchased	

APRIL 2021						
S	M	T	W	T	F	S
				1	2	3
4	5	6	7	8	9	10
11	12	13	14	15	16	17
18	19	20	21	22	23	24
25	26	27	28	29	30	

JUNE 2021						
S	M	T	W	T	F	S
		1	2	3	4	5
6	7	8	9	10	11	12
13	14	15	16	17	18	19
20	21	22	23	24	25	26
27	28	29	30			

* Weekly H/L Pressure Log (Refrigerated Condenser Exit Temp) Log and Inspection Logs

 Calculate perc purchase running total

HIGH/LOW PRESSURE LOG or (WEEKLY REFRIGERATED CONDENSER EXIT TEMP LOG)				
Date	Outlet Temp °C / °F	High/Low Pressure Log		Is Temp ≤ 45°F (7.2°C)? OR
		MFR H/L Pressure Ranges:		
		-	-	Is pressure in range specified by MFR?
Actual High	Actual Low			
				Y N
				Y N
				Y N
				Y N
				Y N
Describe Adjustment/Repair: Date:				

WEEKLY HAZARDOUS WASTE INSPECTION LOG*					
Inspection Date:					
Spills or leaks?	Y N	Y N	Y N	Y N	Y N
Waste Containers/Drums in Secondary Containment?	Y N	Y N	Y N	Y N	Y N
Drums Closed?	Y N	Y N	Y N	Y N	Y N
Drums Clearly Labeled "Hazardous Waste"?	Y N	Y N	Y N	Y N	Y N
Drums Clearly Dated?	Y N	Y N	Y N	Y N	Y N
Storage Time Limits OK?	Y N	Y N	Y N	Y N	Y N
Accumulation Limits OK?	Y N	Y N	Y N	Y N	Y N
Outdoor: Area Secure?	Y N	Y N	Y N	Y N	Y N
Describe Corrective Action:					
▶*Weekly Haz. Waste Log Required for SQG					

MONTHLY WASTE GENERATION LOG (Recommended)		
Date	Separator Water (gallons)	Other Contact Water (gallons)
▶When waste is shipped, complete the "Hazardous Waste Manifest Log" located at the back of the calendar.		
▶If contact water is treated on site, this water amount is NOT recorded on the "Hazardous Waste Manifest Log."		

WEEKLY DRY-CLEANING MACHINE LEAK INSPECTION LOG					
Leak Detection and Repair (LDAR) Inspection Conducted By: Perceptible (P) / Halogen Detector (H)					
Inspection Method & Inspection Date	P H	P H	P H	P H	P H
Hoses & Pipes	Y N	Y N	Y N	Y N	Y N
Fittings, Couplings & Valves	Y N	Y N	Y N	Y N	Y N
Door Gaskets & Seatings	Y N	Y N	Y N	Y N	Y N
Filter Gaskets & Seatings	Y N	Y N	Y N	Y N	Y N
Pumps	Y N	Y N	Y N	Y N	Y N
Solvent Tanks & Containers	Y N	Y N	Y N	Y N	Y N
Waste Separators	Y N	Y N	Y N	Y N	Y N
Muck Cookers	Y N	Y N	Y N	Y N	Y N
Stills	Y N	Y N	Y N	Y N	Y N
Exhaust Dampers	Y N	Y N	Y N	Y N	Y N
All Filter Housings	Y N	Y N	Y N	Y N	Y N

REPAIR LOG			
Leaking Item Location	Date Parts Ordered	Date Parts Received	Date Repaired

WEEKLY ON-SITE WASTEWATER TREATMENT UNIT INSPECTION (Evaporator / Mister)					
Date					
Equipment leak free?	Y N	Y N	Y N	Y N	Y N
Equipment operating properly?	Y N	Y N	Y N	Y N	Y N
Secondary containment OK?	Y N	Y N	Y N	Y N	Y N
Date filters changed and treated as hazardous waste:					
Describe Repairs / Corrective Actions: Date:					
▶Have you changed your wastewater treatment filters according to the manufacturer's specifications?					

▶A perceptible leak is one that you can smell or see (pool or droplets of liquid) or feel (air flow). Repair all detected leaks within 24 hours. If repair parts must be ordered, the parts must be ordered within 2 working days. The repair parts must be installed within 5 working days upon receipt of the parts.

JUNE 2021

Sunday	Monday	Tuesday	Wednesday	Thursday	Friday	Saturday
		1 ◆	2	3	4 ★	5
6	7	8	9	10	11 ★	12
13	14	15	16	17	18 ★	19
20	21	22	23	24	25 ★	26
27	28	29	30			

PERC PURCHASES RUNNING TOTAL		
Running Total From Last Month		
Subtract Perc Purchased JUNE 2020		-
SUBTOTAL		
Purchase Date	Purchase Amount (Gal.)	12-Month Running Total
	+	
	+	

SOLVENT MILEAGE CALCULATION (Recommended)	
12-Mo. Total Lbs. Cleaned From Last Month	
Subtract Pounds Cleaned JUNE 2020	-
SUBTOTAL	
Total Pounds Cleaned JUNE 2021	12-Mo. Total Lbs. Cleaned
+	=
<u>12 Mo. Total Lbs. Cleaned</u> 12 Mo. Solvent Purchased	=

MAY 2021						
S	M	T	W	T	F	S
						1
2	3	4	5	6	7	8
9	10	11	12	13	14	15
16	17	18	19	20	21	22
23	24	25	26	27	28	29
30	31					

JULY 2021						
S	M	T	W	T	F	S
					1	2
3	4	5	6	7	8	9
10	11	12	13	14	15	16
17	18	19	20	21	22	23
24	25	26	27	28	29	30
31						

★ Weekly H/L Pressure Log (Refrigerated Condenser Exit Temp) Log and Inspection Logs

◆ Calculate perc purchase running total

HIGH/LOW PRESSURE LOG or (WEEKLY REFRIGERATED CONDENSER EXIT TEMP LOG)				
Date	Outlet Temp °C / °F	High/Low Pressure Log		Is Temp ≤ 45°F (7.2°C)? OR
		MFR H/L Pressure Ranges:		
		-	-	Is pressure in range specified by MFR?
Actual High	Actual Low			
				Y N
				Y N
				Y N
				Y N
				Y N
Describe Adjustment/Repair: Date:				

WEEKLY HAZARDOUS WASTE INSPECTION LOG*					
Inspection Date:					
Spills or leaks?	Y N	Y N	Y N	Y N	Y N
Waste Containers/Drums in Secondary Containment?	Y N	Y N	Y N	Y N	Y N
Drums Closed?	Y N	Y N	Y N	Y N	Y N
Drums Clearly Labeled "Hazardous Waste"?	Y N	Y N	Y N	Y N	Y N
Drums Clearly Dated?	Y N	Y N	Y N	Y N	Y N
Storage Time Limits OK?	Y N	Y N	Y N	Y N	Y N
Accumulation Limits OK?	Y N	Y N	Y N	Y N	Y N
Outdoor: Area Secure?	Y N	Y N	Y N	Y N	Y N
Describe Corrective Action:					
▶*Weekly Haz. Waste Log Required for SQG					

MONTHLY WASTE GENERATION LOG (Recommended)		
Date	Separator Water (gallons)	Other Contact Water (gallons)
▶When waste is shipped, complete the "Hazardous Waste Manifest Log" located at the back of the calendar.		
▶If contact water is treated on site, this water amount is NOT recorded on the "Hazardous Waste Manifest Log."		

WEEKLY DRY-CLEANING MACHINE LEAK INSPECTION LOG					
Leak Detection and Repair (LDAR) Inspection Conducted By: Perceptible (P) / Halogen Detector (H)					
Inspection Method & Inspection Date	P H	P H	P H	P H	P H
Hoses & Pipes	Y N	Y N	Y N	Y N	Y N
Fittings, Couplings & Valves	Y N	Y N	Y N	Y N	Y N
Door Gaskets & Seatings	Y N	Y N	Y N	Y N	Y N
Filter Gaskets & Seatings	Y N	Y N	Y N	Y N	Y N
Pumps	Y N	Y N	Y N	Y N	Y N
Solvent Tanks & Containers	Y N	Y N	Y N	Y N	Y N
Waste Separators	Y N	Y N	Y N	Y N	Y N
Muck Cookers	Y N	Y N	Y N	Y N	Y N
Stills	Y N	Y N	Y N	Y N	Y N
Exhaust Dampers	Y N	Y N	Y N	Y N	Y N
All Filter Housings	Y N	Y N	Y N	Y N	Y N

REPAIR LOG			
Leaking Item Location	Date Parts Ordered	Date Parts Received	Date Repaired

WEEKLY ON-SITE WASTEWATER TREATMENT UNIT INSPECTION (Evaporator / Mister)					
Date					
Equipment leak free?	Y N	Y N	Y N	Y N	Y N
Equipment operating properly?	Y N	Y N	Y N	Y N	Y N
Secondary containment OK?	Y N	Y N	Y N	Y N	Y N
Date filters changed and treated as hazardous waste:					
Describe Repairs / Corrective Actions: Date:					

▶ A perceptible leak is one that you can smell or see (pool or droplets of liquid) or feel (air flow). Repair all detected leaks within 24 hours. If repair parts must be ordered, the parts must be ordered within 2 working days. The repair parts must be installed within 5 working days upon receipt of the parts.

▶ Have you changed your wastewater treatment filters according to the manufacturer's specifications?

JULY 2021

Sunday	Monday	Tuesday	Wednesday	Thursday	Friday	Saturday
				1 	2 *	3
4	5	6	7	8	9 *	10
11	12	13	14	15	16 *	17
18	19	20	21	22	23 *	24
25	26	27	28	29	30 *	31

PERC PURCHASES RUNNING TOTAL		
Running Total From Last Month		
Subtract Perc Purchased JULY 2020		-
SUBTOTAL		
Purchase Date	Purchase Amount (Gal.)	12-Month Running Total
	+	
	+	

SOLVENT MILEAGE CALCULATION (Recommended)	
12-Mo. Total Lbs. Cleaned From Last Month	
Subtract Pounds Cleaned JULY 2020	-
SUBTOTAL	
Total Pounds Cleaned JULY 2021	12-Mo. Total Lbs. Cleaned
+	=
<u>12 Mo. Total Lbs. Cleaned</u>	=
12 Mo. Solvent Purchased	

JUNE 2021						
S	M	T	W	T	F	S
		1	2	3	4	5
6	7	8	9	10	11	12
13	14	15	16	17	18	19
20	21	22	23	24	25	26
27	28	29	30			

AUGUST 2021						
S	M	T	W	T	F	S
1	2	3	4	5	6	7
8	9	10	11	12	13	14
15	16	17	18	19	20	21
22	23	24	25	26	27	28
29	30	31				

* Weekly H/L Pressure Log (Refrigerated Condenser Exit Temp) Log and Inspection Logs

 Calculate perc purchase running total

HIGH/LOW PRESSURE LOG or (WEEKLY REFRIGERATED CONDENSER EXIT TEMP LOG)				
Date	Outlet Temp °C / °F	High/Low Pressure Log		Is Temp ≤ 45°F (7.2°C)? OR
		MFR H/L Pressure Ranges:		
		-	-	Is pressure in range specified by MFR?
Actual High	Actual Low	Y N		
				Y N
				Y N
				Y N
				Y N
				Y N
Describe Adjustment/Repair: Date:				

WEEKLY HAZARDOUS WASTE INSPECTION LOG*					
Inspection Date:					
Spills or leaks?	Y N	Y N	Y N	Y N	Y N
Waste Containers/Drums in Secondary Containment?	Y N	Y N	Y N	Y N	Y N
Drums Closed?	Y N	Y N	Y N	Y N	Y N
Drums Clearly Labeled "Hazardous Waste"?	Y N	Y N	Y N	Y N	Y N
Drums Clearly Dated?	Y N	Y N	Y N	Y N	Y N
Storage Time Limits OK?	Y N	Y N	Y N	Y N	Y N
Accumulation Limits OK?	Y N	Y N	Y N	Y N	Y N
Outdoor: Area Secure?	Y N	Y N	Y N	Y N	Y N
Describe Corrective Action:					
▶*Weekly Haz. Waste Log Required for SQG					

MONTHLY WASTE GENERATION LOG (Recommended)		
Date	Separator Water (gallons)	Other Contact Water (gallons)
▶When waste is shipped, complete the "Hazardous Waste Manifest Log" located at the back of the calendar.		
▶If contact water is treated on site, this water amount is NOT recorded on the "Hazardous Waste Manifest Log."		

WEEKLY DRY-CLEANING MACHINE LEAK INSPECTION LOG					
Leak Detection and Repair (LDAR) Inspection Conducted By: Perceptible (P) / Halogen Detector (H)					
Inspection Method & Inspection Date	P H	P H	P H	P H	P H
Hoses & Pipes	Y N	Y N	Y N	Y N	Y N
Fittings, Couplings & Valves	Y N	Y N	Y N	Y N	Y N
Door Gaskets & Seatings	Y N	Y N	Y N	Y N	Y N
Filter Gaskets & Seatings	Y N	Y N	Y N	Y N	Y N
Pumps	Y N	Y N	Y N	Y N	Y N
Solvent Tanks & Containers	Y N	Y N	Y N	Y N	Y N
Waste Separators	Y N	Y N	Y N	Y N	Y N
Muck Cookers	Y N	Y N	Y N	Y N	Y N
Stills	Y N	Y N	Y N	Y N	Y N
Exhaust Dampers	Y N	Y N	Y N	Y N	Y N
All Filter Housings	Y N	Y N	Y N	Y N	Y N

REPAIR LOG			
Leaking Item Location	Date Parts Ordered	Date Parts Received	Date Repaired

WEEKLY ON-SITE WASTEWATER TREATMENT UNIT INSPECTION (Evaporator / Mister)					
Date					
Equipment leak free?	Y N	Y N	Y N	Y N	Y N
Equipment operating properly?	Y N	Y N	Y N	Y N	Y N
Secondary containment OK?	Y N	Y N	Y N	Y N	Y N
Date filters changed and treated as hazardous waste:					
Describe Repairs / Corrective Actions: Date:					

▶ A perceptible leak is one that you can smell or see (pool or droplets of liquid) or feel (air flow). Repair all detected leaks within 24 hours. If repair parts must be ordered, the parts must be ordered within 2 working days. The repair parts must be installed within 5 working days upon receipt of the parts.

▶ Have you changed your wastewater treatment filters according to the manufacturer's specifications?

AUGUST 2021

Sunday	Monday	Tuesday	Wednesday	Thursday	Friday	Saturday
1 	2	3	4	5	6 	7
8	9	10	11	12	13 	14
15	16	17	18	19	20 	21
22	23	24	25	26	27 	28
29	30	31				

PERC PURCHASES RUNNING TOTAL		
Running Total From Last Month		
Subtract Perc Purchased AUGUST 2020		-
SUBTOTAL		
Purchase Date	Purchase Amount (Gal.)	12-Month Running Total
	+	
	+	

SOLVENT MILEAGE CALCULATION (Recommended)	
12-Mo. Total Lbs. Cleaned From Last Month	
Subtract Pounds Cleaned AUGUST 2020	-
SUBTOTAL	
Total Pounds Cleaned AUGUST 2021	12-Mo. Total Lbs. Cleaned
+	=
12 Mo. Total Lbs. Cleaned	=
12 Mo. Solvent Purchased	

JULY 2021						
S	M	T	W	T	F	S
				1	2	3
4	5	6	7	8	9	10
11	12	13	14	15	16	17
18	19	20	21	22	23	24
25	26	27	28	29	30	31

SEPTEMBER 2021						
S	M	T	W	T	F	S
				1	2	3
4	5	6	7	8	9	10
11	12	13	14	15	16	17
18	19	20	21	22	23	24
25	26	27	28	29	30	

 Weekly H/L Pressure Log (Refrigerated Condenser Exit Temp) Log and Inspection Logs

 Calculate perc purchase running total

HIGH/LOW PRESSURE LOG or (WEEKLY REFRIGERATED CONDENSER EXIT TEMP LOG)				
Date	Outlet Temp °C / °F	High/Low Pressure Log		Is Temp ≤ 45° F (7.2° C)? OR
		MFR H/L Pressure Ranges:		
		-	-	Is pressure in range specified by MFR?
Actual High	Actual Low			
				Y N
				Y N
				Y N
				Y N
				Y N

Describe Adjustment/Repair:
Date:

WEEKLY HAZARDOUS WASTE INSPECTION LOG*					
Inspection Date:					
Spills or leaks?	Y N	Y N	Y N	Y N	Y N
Waste Containers/Drums in Secondary Containment?	Y N	Y N	Y N	Y N	Y N
Drums Closed?	Y N	Y N	Y N	Y N	Y N
Drums Clearly Labeled "Hazardous Waste"?	Y N	Y N	Y N	Y N	Y N
Drums Clearly Dated?	Y N	Y N	Y N	Y N	Y N
Storage Time Limits OK?	Y N	Y N	Y N	Y N	Y N
Accumulation Limits OK?	Y N	Y N	Y N	Y N	Y N
Outdoor: Area Secure?	Y N	Y N	Y N	Y N	Y N

Describe Corrective Action:

▶ *Weekly Haz. Waste Log Required for SQG

MONTHLY WASTE GENERATION LOG (Recommended)		
Date	Separator Water (gallons)	Other Contact Water (gallons)

▶ When waste is shipped, complete the "Hazardous Waste Manifest Log" located at the back of the calendar.

▶ If contact water is treated on site, this water amount is NOT recorded on the "Hazardous Waste Manifest Log."

WEEKLY DRY-CLEANING MACHINE LEAK INSPECTION LOG						
Leak Detection and Repair (LDAR) Inspection Conducted By: Perceptible (P) / Halogen Detector (H)						
Inspection Method & Inspection Date	P	H	P	H	P	H
	Hoses & Pipes	Y	N	Y	N	Y
Fittings, Couplings & Valves	Y	N	Y	N	Y	N
Door Gaskets & Seatings	Y	N	Y	N	Y	N
Filter Gaskets & Seatings	Y	N	Y	N	Y	N
Pumps	Y	N	Y	N	Y	N
Solvent Tanks & Containers	Y	N	Y	N	Y	N
Waste Separators	Y	N	Y	N	Y	N
Muck Cookers	Y	N	Y	N	Y	N
Stills	Y	N	Y	N	Y	N
Exhaust Dampers	Y	N	Y	N	Y	N
All Filter Housings	Y	N	Y	N	Y	N

REPAIR LOG			
Leaking Item Location	Date Parts Ordered	Date Parts Received	Date Repaired

WEEKLY ON-SITE WASTEWATER TREATMENT UNIT INSPECTION (Evaporator / Mister)					
Date					
Equipment leak free?	Y N	Y N	Y N	Y N	Y N
Equipment operating properly?	Y N	Y N	Y N	Y N	Y N
Secondary containment OK?	Y N	Y N	Y N	Y N	Y N
Date filters changed and treated as hazardous waste:					
Describe Repairs / Corrective Actions: Date:					

▶ A perceptible leak is one that you can smell or see (pool or droplets of liquid) or feel (air flow). Repair all detected leaks within 24 hours. If repair parts must be ordered, the parts must be ordered within 2 working days. The repair parts must be installed within 5 working days upon receipt of the parts.

▶ Have you changed your wastewater treatment filters according to the manufacturer's specifications?

SEPTEMBER 2021

Sunday	Monday	Tuesday	Wednesday	Thursday	Friday	Saturday
			1 	2	3 *	4
5	6	7	8	9	10 *	11
12	13	14	15	16	17 *	18
19	20	21	22	23	24 *	25
26	27	28	29	30		

PERC PURCHASES RUNNING TOTAL		
Running Total From Last Month		
Subtract Perc Purchased SEPTEMBER 2020		-
SUBTOTAL		
Purchase Date	Purchase Amount (Gal.)	12-Month Running Total
	+	
	+	

SOLVENT MILEAGE CALCULATION (Recommended)	
12-Mo. Total Lbs. Cleaned From Last Month	
Subtract Pounds Cleaned SEPTEMBER 2020	-
SUBTOTAL	
Total Pounds Cleaned SEPTEMBER 2021	12-Mo. Total Lbs. Cleaned
+	=
12 Mo. Total Lbs. Cleaned	=
12 Mo. Solvent Purchased	

AUGUST 2021						
S	M	T	W	T	F	S
1	2	3	4	5	6	7
8	9	10	11	12	13	14
15	16	17	18	19	20	21
22	23	24	25	26	27	28
29	30	31				

OCTOBER 2021						
S	M	T	W	T	F	S
					1	2
3	4	5	6	7	8	9
10	11	12	13	14	15	16
17	18	19	20	21	22	23
24	25	26	27	28	29	30
31						

* Weekly H/L Pressure Log (Refrigerated Condenser Exit Temp) Log and Inspection Logs

 Calculate perc purchase running total

HIGH/LOW PRESSURE LOG or (WEEKLY REFRIGERATED CONDENSER EXIT TEMP LOG)				
Date	Outlet Temp °C / °F	High/Low Pressure Log		Is Temp ≤ 45°F (7.2°C)? OR
		MFR H/L Pressure Ranges:		
		-	-	Is pressure in range specified by MFR?
Actual High	Actual Low	Y N		
				Y N
				Y N
				Y N
				Y N
				Y N
Describe Adjustment/Repair: Date:				

WEEKLY HAZARDOUS WASTE INSPECTION LOG*					
Inspection Date:					
Spills or leaks?	Y N	Y N	Y N	Y N	Y N
Waste Containers/Drums in Secondary Containment?	Y N	Y N	Y N	Y N	Y N
Drums Closed?	Y N	Y N	Y N	Y N	Y N
Drums Clearly Labeled "Hazardous Waste"?	Y N	Y N	Y N	Y N	Y N
Drums Clearly Dated?	Y N	Y N	Y N	Y N	Y N
Storage Time Limits OK?	Y N	Y N	Y N	Y N	Y N
Accumulation Limits OK?	Y N	Y N	Y N	Y N	Y N
Outdoor: Area Secure?	Y N	Y N	Y N	Y N	Y N
Describe Corrective Action:					
▶*Weekly Haz. Waste Log Required for SQG					

MONTHLY WASTE GENERATION LOG (Recommended)		
Date	Separator Water (gallons)	Other Contact Water (gallons)
▶When waste is shipped, complete the "Hazardous Waste Manifest Log" located at the back of the calendar.		
▶If contact water is treated on site, this water amount is NOT recorded on the "Hazardous Waste Manifest Log."		

WEEKLY DRY-CLEANING MACHINE LEAK INSPECTION LOG					
Leak Detection and Repair (LDAR) Inspection Conducted By: Perceptible (P) / Halogen Detector (H)					
Inspection Method & Inspection Date	P H	P H	P H	P H	P H
Hoses & Pipes	Y N	Y N	Y N	Y N	Y N
Fittings, Couplings & Valves	Y N	Y N	Y N	Y N	Y N
Door Gaskets & Seatings	Y N	Y N	Y N	Y N	Y N
Filter Gaskets & Seatings	Y N	Y N	Y N	Y N	Y N
Pumps	Y N	Y N	Y N	Y N	Y N
Solvent Tanks & Containers	Y N	Y N	Y N	Y N	Y N
Waste Separators	Y N	Y N	Y N	Y N	Y N
Muck Cookers	Y N	Y N	Y N	Y N	Y N
Stills	Y N	Y N	Y N	Y N	Y N
Exhaust Dampers	Y N	Y N	Y N	Y N	Y N
All Filter Housings	Y N	Y N	Y N	Y N	Y N

REPAIR LOG			
Leaking Item Location	Date Parts Ordered	Date Parts Received	Date Repaired

WEEKLY ON-SITE WASTEWATER TREATMENT UNIT INSPECTION (Evaporator / Mister)					
Date					
Equipment leak free?	Y N	Y N	Y N	Y N	Y N
Equipment operating properly?	Y N	Y N	Y N	Y N	Y N
Secondary containment OK?	Y N	Y N	Y N	Y N	Y N
Date filters changed and treated as hazardous waste:					
Describe Repairs / Corrective Actions: Date:					

▶ A perceptible leak is one that you can smell or see (pool or droplets of liquid) or feel (air flow). Repair all detected leaks within 24 hours. If repair parts must be ordered, the parts must be ordered within 2 working days. The repair parts must be installed within 5 working days upon receipt of the parts.

▶ Have you changed your wastewater treatment filters according to the manufacturer's specifications?

OCTOBER 2021

Sunday	Monday	Tuesday	Wednesday	Thursday	Friday	Saturday
					1 ◆ *	2
3	4	5	6	7	8 *	9
10	11	12	13	14	15 *	16
17	18	19	20	21	22 *	23
24	25	26	27	28	29 *	30
31						

PERC PURCHASES RUNNING TOTAL		
Running Total From Last Month		
Subtract Perc Purchased OCTOBER 2020		-
SUBTOTAL		
Purchase Date	Purchase Amount (Gal.)	12-Month Running Total
	+	
	+	

SOLVENT MILEAGE CALCULATION (Recommended)	
12-Mo. Total Lbs. Cleaned From Last Month	
Subtract Pounds Cleaned OCTOBER 2020	-
SUBTOTAL	
Total Pounds Cleaned OCTOBER 2021	12-Mo. Total Lbs. Cleaned
+	=
12 Mo. Total Lbs. Cleaned	=
12 Mo. Solvent Purchased	

SEPTEMBER 2021						
S	M	T	W	T	F	S
			1	2	3	4
5	6	7	8	9	10	11
12	13	14	15	16	17	18
19	20	21	22	23	24	25
26	27	28	29	30		

NOVEMBER 2021						
S	M	T	W	T	F	S
		1	2	3	4	5
6	7	8	9	10	11	12
13	14	15	16	17	18	19
20	21	22	23	24	25	26
27	28	29	30			

* Weekly H/L Pressure Log (Refrigerated Condenser Exit Temp) Log and Inspection Logs

◆ Calculate perc purchase running total

HIGH/LOW PRESSURE LOG or (WEEKLY REFRIGERATED CONDENSER EXIT TEMP LOG)				
Date	Outlet Temp °C / °F	High/Low Pressure Log		Is Temp ≤ 45°F (7.2°C)? OR
		MFR H/L Pressure Ranges:		
		-	-	Is pressure in range specified by MFR?
Actual High	Actual Low	Y N		
				Y N
				Y N
				Y N
				Y N
				Y N
Describe Adjustment/Repair: Date:				

WEEKLY HAZARDOUS WASTE INSPECTION LOG*					
Inspection Date:					
Spills or leaks?	Y N	Y N	Y N	Y N	Y N
Waste Containers/Drums in Secondary Containment?	Y N	Y N	Y N	Y N	Y N
Drums Closed?	Y N	Y N	Y N	Y N	Y N
Drums Clearly Labeled "Hazardous Waste"?	Y N	Y N	Y N	Y N	Y N
Drums Clearly Dated?	Y N	Y N	Y N	Y N	Y N
Storage Time Limits OK?	Y N	Y N	Y N	Y N	Y N
Accumulation Limits OK?	Y N	Y N	Y N	Y N	Y N
Outdoor: Area Secure?	Y N	Y N	Y N	Y N	Y N
Describe Corrective Action:					
▶*Weekly Haz. Waste Log Required for SQG					

MONTHLY WASTE GENERATION LOG (Recommended)		
Date	Separator Water (gallons)	Other Contact Water (gallons)
▶When waste is shipped, complete the "Hazardous Waste Manifest Log" located at the back of the calendar.		
▶If contact water is treated on site, this water amount is NOT recorded on the "Hazardous Waste Manifest Log."		

WEEKLY DRY-CLEANING MACHINE LEAK INSPECTION LOG					
Leak Detection and Repair (LDAR) Inspection Conducted By: Perceptible (P) / Halogen Detector (H)					
Inspection Method & Inspection Date	P H	P H	P H	P H	P H
Hoses & Pipes	Y N	Y N	Y N	Y N	Y N
Fittings, Couplings & Valves	Y N	Y N	Y N	Y N	Y N
Door Gaskets & Seatings	Y N	Y N	Y N	Y N	Y N
Filter Gaskets & Seatings	Y N	Y N	Y N	Y N	Y N
Pumps	Y N	Y N	Y N	Y N	Y N
Solvent Tanks & Containers	Y N	Y N	Y N	Y N	Y N
Waste Separators	Y N	Y N	Y N	Y N	Y N
Muck Cookers	Y N	Y N	Y N	Y N	Y N
Stills	Y N	Y N	Y N	Y N	Y N
Exhaust Dampers	Y N	Y N	Y N	Y N	Y N
All Filter Housings	Y N	Y N	Y N	Y N	Y N

REPAIR LOG			
Leaking Item Location	Date Parts Ordered	Date Parts Received	Date Repaired

WEEKLY ON-SITE WASTEWATER TREATMENT UNIT INSPECTION (Evaporator / Mister)					
Date					
Equipment leak free?	Y N	Y N	Y N	Y N	Y N
Equipment operating properly?	Y N	Y N	Y N	Y N	Y N
Secondary containment OK?	Y N	Y N	Y N	Y N	Y N
Date filters changed and treated as hazardous waste:					
Describe Repairs / Corrective Actions: Date:					

▶ A perceptible leak is one that you can smell or see (pool or droplets of liquid) or feel (air flow). Repair all detected leaks within 24 hours. If repair parts must be ordered, the parts must be ordered within 2 working days. The repair parts must be installed within 5 working days upon receipt of the parts.

▶ Have you changed your wastewater treatment filters according to the manufacturer's specifications?

NOVEMBER 2021

Sunday	Monday	Tuesday	Wednesday	Thursday	Friday	Saturday
	1 	2	3	4	5 	6
7	8	9	10	11 	12 	13
14	15	16	17	18	19 	20
21	22	23	24	25 	26 	27
28	29	30				

PERC PURCHASES RUNNING TOTAL		
Running Total From Last Month		
Subtract Perc Purchased NOVEMBER 2020		-
SUBTOTAL		
Purchase Date	Purchase Amount (Gal.)	12-Month Running Total
	+	
	+	

SOLVENT MILEAGE CALCULATION (Recommended)	
12-Mo. Total Lbs. Cleaned From Last Month	
Subtract Pounds Cleaned NOVEMBER 2020	-
SUBTOTAL	
Total Pounds Cleaned NOVEMBER 2021	12-Mo. Total Lbs. Cleaned
+	=
12 Mo. Total Lbs. Cleaned	=
12 Mo. Solvent Purchased	=

OCTOBER 2021						
S	M	T	W	T	F	S
					1	2
3	4	5	6	7	8	9
10	11	12	13	14	15	16
17	18	19	20	21	22	23
24	25	26	27	28	29	30
31						

DECEMBER 2021						
S	M	T	W	T	F	S
			1	2	3	4
5	6	7	8	9	10	11
12	13	14	15	16	17	18
19	20	21	22	23	24	25
26	27	28	29	30	31	

 Weekly H/L Pressure Log (Refrigerated Condenser Exit Temp) Log and Inspection Logs

 Calculate perc purchase running total

HIGH/LOW PRESSURE LOG or (WEEKLY REFRIGERATED CONDENSER EXIT TEMP LOG)				
Date	Outlet Temp °C / °F	High/Low Pressure Log		Is Temp ≤ 45°F (7.2°C)? OR
		MFR H/L Pressure Ranges:		
		-	-	Is pressure in range specified by MFR?
Actual High	Actual Low			
				Y N
				Y N
				Y N
				Y N
				Y N
Describe Adjustment/Repair: Date:				

WEEKLY HAZARDOUS WASTE INSPECTION LOG*					
Inspection Date:					
Spills or leaks?	Y N	Y N	Y N	Y N	Y N
Waste Containers/Drums in Secondary Containment?	Y N	Y N	Y N	Y N	Y N
Drums Closed?	Y N	Y N	Y N	Y N	Y N
Drums Clearly Labeled "Hazardous Waste"?	Y N	Y N	Y N	Y N	Y N
Drums Clearly Dated?	Y N	Y N	Y N	Y N	Y N
Storage Time Limits OK?	Y N	Y N	Y N	Y N	Y N
Accumulation Limits OK?	Y N	Y N	Y N	Y N	Y N
Outdoor: Area Secure?	Y N	Y N	Y N	Y N	Y N
Describe Corrective Action:					
▶*Weekly Haz. Waste Log Required for SQG					

MONTHLY WASTE GENERATION LOG (Recommended)		
Date	Separator Water (gallons)	Other Contact Water (gallons)
▶When waste is shipped, complete the "Hazardous Waste Manifest Log" located at the back of the calendar.		
▶If contact water is treated on site, this water amount is NOT recorded on the "Hazardous Waste Manifest Log."		

WEEKLY DRY-CLEANING MACHINE LEAK INSPECTION LOG					
Leak Detection and Repair (LDAR) Inspection Conducted By: Perceptible (P) / Halogen Detector (H)					
Inspection Method & Inspection Date	P H	P H	P H	P H	P H
Hoses & Pipes	Y N	Y N	Y N	Y N	Y N
Fittings, Couplings & Valves	Y N	Y N	Y N	Y N	Y N
Door Gaskets & Seatings	Y N	Y N	Y N	Y N	Y N
Filter Gaskets & Seatings	Y N	Y N	Y N	Y N	Y N
Pumps	Y N	Y N	Y N	Y N	Y N
Solvent Tanks & Containers	Y N	Y N	Y N	Y N	Y N
Waste Separators	Y N	Y N	Y N	Y N	Y N
Muck Cookers	Y N	Y N	Y N	Y N	Y N
Stills	Y N	Y N	Y N	Y N	Y N
Exhaust Dampers	Y N	Y N	Y N	Y N	Y N
All Filter Housings	Y N	Y N	Y N	Y N	Y N

REPAIR LOG			
Leaking Item Location	Date Parts Ordered	Date Parts Received	Date Repaired

WEEKLY ON-SITE WASTEWATER TREATMENT UNIT INSPECTION (Evaporator / Mister)					
Date					
Equipment leak free?	Y N	Y N	Y N	Y N	Y N
Equipment operating properly?	Y N	Y N	Y N	Y N	Y N
Secondary containment OK?	Y N	Y N	Y N	Y N	Y N
Date filters changed and treated as hazardous waste:					
Describe Repairs / Corrective Actions: Date:					
▶Have you changed your wastewater treatment filters according to the manufacturer's specifications?					

▶A perceptible leak is one that you can smell or see (pool or droplets of liquid) or feel (air flow). Repair all detected leaks within 24 hours. If repair parts must be ordered, the parts must be ordered within 2 working days. The repair parts must be installed within 5 working days upon receipt of the parts.

DECEMBER 2021

Sunday	Monday	Tuesday	Wednesday	Thursday	Friday	Saturday
			1 	2	3 *	4
5	6	7	8	9	10 *	11
12	13	14	15	16	17 *	18
19	20	21	22	23	24 *	25
26	27	28	29	30	31 *	

PERC PURCHASES RUNNING TOTAL		
Running Total From Last Month		
Subtract Perc Purchased DECEMBER 2020		-
SUBTOTAL		
Purchase Date	Purchase Amount (Gal.)	12-Month Running Total
	+	
	+	

SOLVENT MILEAGE CALCULATION (Recommended)	
12-Mo. Total Lbs. Cleaned From Last Month	
Subtract Pounds Cleaned DECEMBER 2020	-
SUBTOTAL	
Total Pounds Cleaned DECEMBER 2021	12-Mo. Total Lbs. Cleaned
+	=
<u>12 Mo. Total Lbs. Cleaned</u>	=
12 Mo. Solvent Purchased	

NOVEMBER 2021						
S	M	T	W	T	F	S
	1	2	3	4	5	6
7	8	9	10	11	12	13
14	15	16	17	18	19	20
21	22	23	24	25	26	27
28	29	30				

JANUARY 2022						
S	M	T	W	T	F	S
						1
2	3	4	5	6	7	8
9	10	11	12	13	14	15
16	17	18	19	20	21	22
23	24	25	26	27	28	29
30	31					

* Weekly H/L Pressure Log (Refrigerated Condenser Exit Temp) Log and Inspection Logs

 Calculate perc purchase running total

The following are REQUIRED for compliance

- ▶ Do not discharge any dry-cleaning solvent, wastes containing dry-cleaning solvent, or water containing dry-cleaning solvent onto the land or into the waters of the State, sanitary sewers, storm drains, floor drains, septic systems, boilers, or cooling towers.
- ▶ Maintain spill containment under all dry-cleaning machines, solvent storage areas, waste-containing solvent storage areas, and on-site wastewater treatment units.
- ▶ Utilize closed-container solvent transfer system on all perc machines. (Do NOT pour virgin perc into the machine.)
- ▶ Keep manifest receipts pertaining to hazardous waste pickup and disposal (last 3 years) on site.
- ▶ Emergency Information sign must be completed and posted in clear view of a telephone and maintained with the most current contact information.
- ▶ Maintain emergency absorbent spill cleanup materials on site.
- ▶ Operate and maintain all of your dry-cleaning equipment according to the manufacturers' specifications and recommendations (dry-cleaning machines, on-site wastewater treatment units [mistifiers/evaporators], clothes press vacuum pumps, spotting tables, and clothes presses). Any modification of a dry cleaning machine that deviates from the intended design of the manufacturer's operating parameters is not allowed.
- ▶ Keep design specifications and operating manuals for each dry cleaning machine and control device on site.
- ▶ Perc dry-cleaning machines installed after December 9, 1991 must have refrigerated condensers or equivalent control device.
- ▶ For perc machines installed prior to December 21, 2005:
 - ▶ By July 28, 2008, begin conducting monthly leak detection with a halogen leak detector in addition to perceptible leak detection.
- ▶ For plants installing new and used machines after December 21, 2005:
 - ▶ Each dry-cleaning system installed after December 21, 2005 at an area source shall route the air-perc gas vapor stream contained within each dry cleaning machine through a refrigerated condenser and pass the air-perc gas vapor stream from inside the dry-cleaning machine drum through a non-vented carbon adsorber or equivalent control device immediately before the door of the dry-cleaning machine is opened (4th Generation machine). The carbon adsorber must be desorbed in accordance with manufacturer's instructions.
 - ▶ Utilize a halogen detector.
- ▶ Repair all leaks detected within 24 hours. If parts must be ordered, either written or verbal order for those parts shall be made within 2 working days of detection of the leak. Repair parts shall be installed within 5 working days after receipt.
- ▶ If control equipment parameters do not meet specified values (ex: condenser exit temperature, high/low pressure), adjustments or repairs shall be made to the dry cleaning system or control device to meet those values. If parts are required, they must be ordered within 2 working days of detection and parts shall be installed within 5 working days after receipt.
- ▶ Keep a Refrigeration System High/Low Pressure readings log or Refrigerated Condenser Exit temperature log:
 - ▶ If high/low pressure readings are used, record the high and low pressure readings on the compressor unit during the drying phase. Compare these readings to the manufacturer's normal operating high/low pressure specifications. If the H/L pressure readings are outside the manufacturer's parameters, adjustments or repairs shall be made.
 - ▶ If refrigerated condenser exit temperatures are used, record the temperature of the air-perc gas vapor stream on the outlet side of the refrigerated condenser before the end of cool down while gas-vapor stream is flowing through the condenser. If the temperature is greater than 45° F (7.2° C), then adjustments or repairs shall be made.
- ▶ Store all wastes that contain perc in solvent tanks or solvent containers with no perceptible leaks. Separator water containers shall be sealed when the machine and still are not in operation.
- ▶ Drain all cartridge filters in their housings or in other sealed containers for a minimum of 24 hours.
- ▶ Keep machine doors closed at all times except when adding or removing clothes.
- ▶ Maintain a 12-month running perc purchase log calculated on the first day of each month (last 5 years).
- ▶ Retain receipts for perc purchases (last 5 years) (original receipts or copies).
- ▶ Maintain Leak Detection and Repair Logs (LDARs) (last 5 years).
- ▶ Retain records (receipts) pertaining to equipment purchases and repairs (last 5 years).
- ▶ Keep all containers of perc wastes (including wastewater buckets) closed at all times and stored in secondary containment.
- ▶ All waste drums containing any waste solvent must be labeled "Hazardous Waste", properly sealed and stored in secondary containment.
- ▶ Maintain weekly hazardous waste inspection logs.
- ▶ Use licensed hazardous waste transporters and Treatment Storage or Disposal (TSD) facilities that have EPA Identification numbers.
- ▶ Small Quantity Generators are required to have an EPA Identification Number, and label the waste drums with the "Accumulation Start date".
- ▶ Call the National Response Center at 1-800-424-8802 immediately if a fire, explosion, or release of 100 pounds (7 gallons of perc) occurs.
- ▶ If you use a shop vacuum to clean lint filters, you must treat all contents of the shop vacuum as hazardous waste.
- ▶ Maintain weekly on-site Wastewater Treatment Unit Inspection logs.
- ▶ Clothes press vacuum pumps must be leak free and contact water drained and treated as wastewater.
- ▶ Change wastewater treatment unit filters in accordance to the manufacturer's recommendations and drum as hazardous waste.

HIGH/LOW PRESSURE LOG or (WEEKLY REFRIGERATED CONDENSER EXIT TEMP LOG)				
Date	Outlet Temp °C/°F	High/Low Pressure Log MFR H/L Pressure Ranges:		Is Temp ≤ 45° F (7.2° C)? OR
		* 18-23 Actual High	* 3-5 Actual Low	Is pressure in range specified by MFR?
1/1	42			(Y) N
1/8		20	4.5	(Y) N

Record the actual refrigeration system high and low pressure readings during the drying phase. *Insert the high and low pressure ranges specified by the dry cleaning machine manufacturer (MFR). Record actual readings from both high and low pressure gauges on refrigeration system weekly during the drying phase. Compare the actual High/Low pressure readings to the High/Low ranges specified in the machine manual. In block "Is pressure in range specified by MFR?", circle "Y" or "N". If you circled "N", machine must be adjusted or repaired. **OR:**

Check outlet temperature of refrigerated condenser weekly at end of dry cycle. Record date and temperature in log. In the block "Is temp less than or equal to 45° Fahrenheit (7.2° Celsius)?", circle "Y" or "N". If you circled "N", machine must be adjusted or repaired.

WEEKLY HAZARDOUS WASTE INSPECTION LOG	
Inspection Date:	1/1
Spills or Leaks?	Y (N)
Waste Containers/Drums in Secondary Containment?	(Y) N
Drums Closed?	(Y) N
Drums Clearly Labeled "Hazardous Waste"?	(Y) N
Drums Clearly Dated?	(Y) N
Storage Time Limits OK?	(Y) N
Accumulation Limits OK?	(Y) N
Outdoor: Area Secure?	(Y) N
Describe Corrective Action: Date:	

Conduct weekly inspections of each waste container and storage area. Record date of inspection, any problems found, actions taken to correct problems, and date each problem was corrected.

ON-SITE WASTEWATER TREATMENT UNIT (Evaporator / Mister)	
Date	1/1
Equipment leak free?	(Y) N
Equipment operating properly?	(Y) N
Secondary containment OK?	(Y) N
Date filters changed and treated as hazardous waste:	1/1/21
Describe Repairs / Corrective Actions:	

Maintain the wastewater treatment unit according to the manufacturer's instructions.

Change carbon filters as recommended by manufacturer. Record date filters changed and disposed of as hazardous waste.

MONTHLY WASTE GENERATION LOG		
Date	Separator Water (gallons)	Other Contact Water (gallons)
1/1	5	0.5

DSCA Recommends that you: Record amount of wastewater generated each month.

Record amount of separator water or other contact water generated. Other contact water may consist of vacuum pump water, mop water, or condensate collected from steam press knockout.

PERC PURCHASES RUNNING TOTAL		
Running Total From Last Month		60
Subtract Perc Purchased JANUARY 2020	-	0
SUBTOTAL		60
Purchase Date	Purchase Amount	12-Month Running Total
1/1	+ 15	75

Enter the 12-Month running total from last month, calculated 1st day of each month.

Enter amount of perc purchased during same month last year, from last year's records or calendar. Subtract that amount.

This is your 12-Month Running total if you do not buy perc this month.

This is your 12-Month running total if you bought perc this month. Record this number on next month's log "Total From Last Month".

Record dates you bought perc this month, if any. Keep receipts for 5 years.

If you bought perc this month, record amount and add to subtotal. This amount will also be recorded on next year's calendar for this same month under "Subtract Perc Purchased."

SOLVENT MILEAGE CALCULATION	
12-Mo. Total Lbs. Cleaned From Last Month	18060
Subtract Pounds Cleaned JANUARY 2020	-1565
SUBTOTAL	
Total Pounds Cleaned January 2021	16495
+ 1418	= 17913
12-Mo. Total Lbs. Cleaned (17913)	
12-Mo. Solvent Purchased (75)	= 239

DSCA Recommends that you:

Enter 12-Month total pounds cleaned from last month.

Enter total pounds cleaned during same month last year, from last year's records. Subtract that amount to obtain subtotal.

This is your 12-Month total pounds cleaned.

Divide 12-Month total pounds cleaned by 12-Month Running total for solvent purchased. This calculation will estimate how many pounds of clothes washed by one gallon of perc.

Add the total pounds cleaned for the current month.

다음은 이행준수에 관련된 필수사항입니다

- ▶ 주정부에서 관할하는 모든 부지, 위생하수구, 폭우하수구, 바닥하수구, 정화시스템, 보일러, 또는 쿨링타워에 드라이크리닝용 솔벤트를 비롯한 솔벤트가 섞인 폐기물과 물을 내버리지 마세요.
- ▶ 모든 드라이크리닝용 기계, 솔벤트 드럼, 폐기물 드럼, 폐수처리장치 아래는 유출방지 받침대를 설치하세요.
- ▶ 모든 솔벤트는 닫힌 트랜스퍼 시스템으로 기계에 주입되어야 합니다. (생 버진퍼크를 기계에 바로 부어버리지 마십시오.)
- ▶ 유해폐기물의 수거기록을 가계에 보관하세요 (3년치).
- ▶ 비상연락망 양식을 전화기 근처 또는 잘 보이는 곳에 부착하시고 가장 최근 정보를 업데이트 하세요.
- ▶ 가계에 비상시 화학물질을 담고 청소할 수 있는 흡수물질, 스피 키트를 비치하세요.
- ▶ 모든드라이크리닝 관련 기기들 (드라이크리닝기계, 폐수처리장치 [미스트기/증발기], 배큘펌프, 스फ팅 테이블, 및 프레스머신)은 제조회사의 사용설명법에 따라 사용하고 작동 시키세요. 제조 회사의 설계에 위배되는 드라이크리닝 장비의 개조는 불허합니다.
- ▶ 각 드라이크리닝 기계와 컨트롤 디바이스의 규격과 작동법을 따르세요.
- ▶ 1991년 12월 이후에 설치된 퍼크 드라이크리닝 기계는 반드시 냉장컨덴서나 그 역할을 대신할 수 있는 통제장치가 있어야 합니다.
- ▶ 2005년12월21일전에 설치된 퍼크기계는:
 - ▶ 2008년 7월 28일 부터 기본적인 누출 검사를 비롯한 할로겐 디텍터를 사용한 누출 검사까지 해주세요.
 - ▶ 2005년 12월 21일 전에 에 설치된 신/구형 기계는:
 - ▶ 2005년 12월 21일 이후에 설치된 드라이크리닝 기계 (4세대 기계)는 기계 문이 열리기 전에 공기-퍼크개스가 탄소 흡입기 또는 동등한 컨트롤 장치를 통과하고 나갈 수 있게 디자인 되어야 합니다. 탄소 흡입기는 반드시 제조회사의 지시대로 작동되어야 합니다.
 - ▶ 할로겐 탐지기를 사용하세요.
 - ▶ 탐지된 모든 누출은 24시간 내에 수리하세요. 부품이 필요한 수리라면 누출이 발견된 날로부터 영업일 2일 내에 필요한 파트를 주문하여야 합니다. 주문된 부품이 도착하면 수령한 후 영업일 5일 이내에 교체 및 수리 하셔야 합니다.
 - ▶ 만약 통제장치가 적정 값이 아니라면 (예: 컨덴서온도, 고/저 압력), 적정 값이 되도록 드라이클링 시스템이나 통제장치를 수리 및 점검하여야 합니다. 만약 부품이 필요한 수리라면, 확인된 후 영업일 2일 이내에 주문하고 부품수령 후 영업일 5일 이내에 수리하여야 합니다.

- ▶ 냉장 시스템의 고/저 압력계 눈금 혹은 냉장컨덴서 온도를 기록하고 관리하세요:
 - ▶ 만약 고/저 압력계 눈금을 사용한다면, 건조사이클 중 컴프레서 장치의 압력계 눈금을 기재하세요. 이 눈금과 생산회사의 정상작동 고/저 압력 범위를 비교하세요. 만약 고/저압력계 눈금의 범위가 생산회사의 정해진 범위를 벗어났다면 수리, 점검 하세요.
 - ▶ 만약 드라이클링 기계에 냉장컨덴의 출구온도 게이지가 있다면, 개스-증발 스트림이 컨덴서내를 통과할 때 즉, 냉각이 끝나기 바로 전의 냉장컨덴서의 온도를 기록하세요. 만약 온도가 45°F (7.2°C)보다 낮게 떨어지지 않는다면 수리, 점검하세요.
- ▶ 솔벤트탱크나 퍼크 폐기물 드럼을 새지 않게 잘 보관하세요. 세퍼테리터 워터 보관 통은 기계가 돌아가지 않을 때엔 뚜껑을 닫아 밀봉하세요.
- ▶ 카트리지 필터는 최소 24시간 이상 필터하우징이나 밀봉된 폐기물 통 안에서 드레인 시킨 후 폐기되어야 합니다.
- ▶ 옷을 넣고 빨 때를 제외하고는 항상 드라이클링 기계 문을 닫아주세요.
- ▶ 매달 첫째날, 과거 12개월동안 구입한 퍼크를 계산하고 기록하세요. (5년치 보관)
- ▶ 퍼크구매영수증 (원본이나 복사본)을 가계에 보관하세요. (5년치)
- ▶ 누출검사 및 수리점검로그(LDARs) (5년치 보관).
- ▶ 장비의 구매와 수리의 기록(영수증)(5년치 보관).
- ▶ 퍼크폐기물(폐수가 포함된 용기) 드럼 통은 항상 닫혀있어야 하며 받침대 위에 보관되어야 합니다.
- ▶ 솔벤트 폐기물이 들어있는 모든 드럼들은 "유해폐기물"이라는 라벨이 붙여있어야 하며 꼭 밀봉하고 받침대 위에 보관되어야 합니다.
- ▶ 매주 유해폐기물 검사로그를 기록하고 관리하여야 합니다.
- ▶ 면허를 받은 유해폐기물 운송회사나 EPA 인식번호가 있는 폐기물처리 업체(TSD)를 사용하여 폐기물 픽업을 시키세요.
- ▶ 소량 제너레이터 카테고리 에 포함된 가계는 EPA 인식번호가 있어야 합니다. 이 가계들은 폐기물이 축적되기 시작한 날짜를 적어 폐기물 드럼 위에 부착하세요.
- ▶ 화재, 폭발 혹은 100 파운드(7개론의 퍼크) 이상을 누출 하였을때에는 네셔널 리스폰스 센터, 1-800-424-8802 에 즉시 신고하세요.
- ▶ 린트필터를 가계의 진공청소기로 청소한다면 모든 진공청소기에 연관되는 파트는 유해폐기물로 간주하여 처리하세요.
- ▶ 매주 폐수처리장치 검사 로그를 관리, 유지하세요.
- ▶ 폐수처리장치의 필터를 제조회사의 권고대로 교체하고 사용하고 난 후의 필터는 유해 폐기물로 분류하여 드럼통에 버리세요.
- ▶ 옷 프레스 배큘 펌프는 반드시 새는 부분이 없어야 하며 거기서 발생되어 모아진 배큘 물은 꼭 폐수로써 처리되어야 합니다.

고/저 압력 기록 또는 (주간 냉장컨덴서 출구 온도 기록 로그)				
날짜	출구 온도 °C(°F)	고/저 압력기록부		온도 ≤ 45° F (7.2° C) 인가? 혹은 압력값이 제조회사 권고 범위인가?
		생산회사 고/저 압력범위: *18 - 23 * 3 - 5	실제고압력 실제저압력	
1/1	42			(예) 아니오
1/8		20	4.5	(예) 아니오

건조 사이클 중 컨덴서의 고/저 압력 게이지 눈금을 확인한 후 기록하십시오.

- 드라이클링기계의 제조회사에서 권고한 올바른 범위의 압력을 적으시고 확인한 압력을 매주 기록하십시오. 기록한 고/저 압력이 제조회사에서 정한 올바른 압력 범위에 들어가는지 비교하고 "압력값이 제조회사 권고 범위인가?" 의 해답에 "예" 또는 "아니오" 를 동그라미 하십시오. 만약, "아니오" 에 동그라미 하였으면, 기계는 수리나 점검이 필요합니다. 또는:

매주 건조 사이클이 끝날 때 냉장컨덴서 출구 온도를 확인하고 날짜와 온도를 기록하십시오. 그리고 "온도 ≤ 45° F (7.2° C) 인가?" 에 해당하는 해답, "예" 혹은 "아니오" 에 동그라미 하십시오. 만약 "아니오" 에 동그라미 하였으면, 기계는 수리나 점검이 필요합니다.

주간 유해 폐기물 검사 로그	
검사일:	1/1
유출 혹은 누출?	예 (아니오)
폐기물용기/드럼이 2차 용기에 들어 있는가?	(예) 아니오
드럼이 닫혀 있는가?	(예) 아니오
드럼에 "유해 폐기물" 이라는 라벨이 붙여져 있는가?	(예) 아니오
드럼에 날짜가 분명히 적혀 있는가?	(예) 아니오
저장 기간은 지켰는가?	(예) 아니오
축적한도는 지켰는가?	(예) 아니오
야외: 이 구역은 안전한가?	(예) 아니오
자발적 조치 내용을 기록하십시오.	

각 폐기물용기와 저장소의 검사를 매주 하십시오. 검사일, 발견된 문제, 교정조치, 및 교정날짜를 기록하십시오

현장폐기물처리장치 (증발기/농무기)	
날짜	1/1
장비의 누출은 없는가?	(예) 아니오
장비는 정상작동중인가?	(예) 아니오
2차용기상태는 좋은가?	(예) 아니오
여과기를 교환한 날짜를 1/1/2021 기재하고 위해물질로 처리:	
수리/수정조치 내용기재:	

폐수처리장치를 생산회사지시에 의거하여 유지관리하십시오. 탄소 필터를 제조회사의 권고에 따라 교체하십시오. 필터 교체 날짜와 폐기물 통에 버린 날짜를 기록하십시오.

월별 폐기물		
날짜	분리수 (갤론)	기타 접촉수 (갤론)
1/1	5	0.5

DSCA 건의 사항:

매월 발생하는 폐수의 양. 생산되는 분리수나 접촉수의 양을 기록하십시오. 다른 접촉수는 진공펌프 물, 걸레질 물, 증기프레스에서 나오는 증기가 냉각된 물등입니다.

퍼크 구매활용 총량		
지난 달의 사용 총계		60
구매한 퍼크를 빼시오 2020년 1월		- 0
소계		60
구매날자	구매량	12개월 사용총계
1/1	+ 15	75

지난 달까지 구입한 퍼크 총량을 기록하십시오. 작년의 같은 달에 구매한 퍼크량을 작년의 로그에서 찾아 금년의 같은 달 로그에 기록하십시오. 만약 이 달에 퍼크를 사지 않았다면, 이 값이 12개월 사용총량이 됩니다. 이 달에 퍼크를 샀다면, 이것이 12개월 사용총량이 됩니다. 맨 아래 칸에 있는 수량을다음달양식의 "TotalFromLast Month" 지난달의총량" 칸에기입하십시오. 만약 이 달에 퍼크를 샀다면, 걸린 수를 기입한 후 더하십시오. 이 값은 역시 다음 해의 같은 달 Subtract Solvent Purchased" 구매한 퍼크량을 빼시오 칸에 기입하십시오.

이 달에 구입한 퍼크가 있으면 구입한 날짜를 기입 하십시오. 영수증은 5년간 보관하십시오.

솔벤트 효율 계산	
지난달에 세탁한 12개월 총중량 (LBS)	18060
세탁한 중량을 빼시오 2020년 1월	- 1565
소계	16495
2021년 1월중 총 세탁량 (LBS)	12개월간 총 세탁량 (LBS)
+ 1418	= 17913
12개월간총세탁량(LBS)(17913)	
12개월간 솔벤트 구매량(75)	= 239

DSCA 건의 사항: 지난 달 기록에서 12개월 총중량 (LBS) 를 기입하십시오. 지난 해 기록에서 이달과 같은 달의 총중량 (LBS) 를 찾아기입하십시오. 그 수량을 빼시오. 이것이 지난 12개월간의 사용중량 (LBS) 입니다. 12개월간 실시한 세탁물의 파운드총량을 12개월간 사용한 솔벤트 총구매량으로 나누시오. 이 계산으로 1갤론의 퍼크로 몇 파운드의 의복을 세탁하는지를 예측할수 있습니다.

이달의총중량(LBS)을 보태시오 .

빨간색 표들 = 필수사항

파란색 표들 = 추천사항

Lo siguiente es REQUERIDO para cumplir con las normas

- ▶ No tirar ningún solvente para lavado en seco, desechos que contengan solvente para lavado en seco, o agua que contenga solvente para lavado en seco, en tierras o aguas del estado, cloacas, bocas de tormenta, alcantarillas para aguas de lluvias, desagües, sistemas sépticos, calderas o torres de enfriamiento.
- ▶ Mantenga la contención de derrames debajo de todas las máquinas de lavado en seco, áreas de almacenamiento de solventes, áreas de almacenamiento de desechos (residuos) que contengan solvente, y unidades para el tratamiento de aguas de desecho ubicadas en las instalaciones.
- ▶ Utilice un sistema de transferencia de solvente de contenedor cerrado en todas las máquinas de perc. (NO verter perc virgen dentro de la máquina.)
- ▶ Mantener en las instalaciones los recibos de manifiestos referentes a la recolección y eliminación de desechos peligrosos (últimos 3 años).
- ▶ El letrero (cartel) con la información de emergencia debe estar completo y colocado donde se pueda ver bien desde un teléfono y mantenerlo con la información de los contactos actualizada.
- ▶ Mantener disponibles en el sitio los materiales de limpieza de derrames de absorbentes de emergencia.
- ▶ Operar y mantener todos los equipos de lavado en seco de acuerdo con las especificaciones y recomendaciones de los fabricantes (máquinas de lavado en seco, unidades de tratamiento de desechos en las instalaciones [vaporizador/evaporadores], bombas de vacío para prensar ropa, mesas para tratamiento de manchas y prensas para ropa). Cualquier modificación de una máquina de lavado a seco que se desvíe de los parámetros de operación diseñados por el fabricante no está permitida.
- ▶ Mantener en las instalaciones las especificaciones de diseño y manuales operativos de cada máquina de lavado en seco y dispositivo de control.
- ▶ Las máquinas de lavado a seco Perc que fueron instaladas después del 9 de diciembre de 1991 deben tener condensadores refrigerados o un dispositivo de control equivalente.
- ▶ Para máquinas instaladas antes del 21 de diciembre de 2005:
 - ➔ Cerca del 28 de julio de 2008, comenzar a realizar detecciones de escapes (derrames, goteos) mensuales con un detector de escapes halógeno además de la detección de escape perceptible.
- ▶ Para plantas que instalen máquinas nuevas o usadas después del 21 de diciembre de 2005:
 - ➔ Todo sistema de lavado en seco instalado después del 21 de diciembre de 2005 en una fuente de área deberá guiar la corriente de vapor del gas del air-perc contenido dentro de cada máquina de lavado en seco a través de un condensador refrigerado y pasar la corriente de vapor de gas del air-perc desde adentro del tambor de la máquina de lavado en seco a través de un adsorbedor de carbón no ventilado o un dispositivo de control equivalente inmediatamente antes de que la puerta de la máquina de lavado en seco se abra (Máquina de 4ª generación). El adsorbedor de carbón debe desadsorberse de acuerdo a las instrucciones del fabricante.
 - ➔ Utilizar un detector de halógeno.
- ▶ Reparar todos los escapes, derrames, goteos detectados antes de 24 horas. Si se tuvieron que pedir piezas, tanto las órdenes escritas como las orales de esas piezas deberán hacerse en los próximos 2 días laborales después haber detectado el escape. Las piezas para la reparación se deberán instalar en los próximos 5 días laborales después de haberlas recibido.
- ▶ Si los parámetros de control del equipo no cumplen con los valores especificados (ejemplo: temperatura de salida del condensador, presión alta/baja), ajustes o reparaciones deberán efectuarse en el sistema de lavado en seco o los dispositivos de control para cumplir con esos valores. Si hubiera que pedir piezas, las mismas deben pedirse dentro de los próximos 2 días laborales después de la detección y las piezas se deben instalar durante los próximos 5 días laborales después de haberlas recibidas.
- ▶ Mantener un registro de lectura de presión alta/baja del Sistema de Refrigeración o registro de temperatura de salida del Condensador Refrigerado:
 - ➔ Si se usan lecturas de presión alta/baja, registrar las lecturas de temperaturas altas y bajas en la unidad del compresor durante la fase de secado. Compare estas lecturas con las especificaciones operativas normales de presión alta/baja normales. Si las lecturas de presión alta/baja están fuera de los parámetros del fabricante, se deberán efectuar ajustes o reparaciones.
 - ➔ Si se usan las temperaturas de salida del condensador refrigerado, registrar la temperatura de la corriente de vapor de gas del air-perc del lado de la toma de corriente del condensador refrigerado antes que se termine de enfriar mientras la corriente de gas-vapor fluye a través del condensador. Si la temperatura es mayor a 45° F (7.2° C), entonces se deberán hacer ajustes o reparaciones.
- ▶ Almacenar todos los desechos que contienen perc en tanques de solvente o recipientes de solvente que no tengan escapes (derrames, goteos) perceptibles. Los recipientes separadores de agua deberán sellarse cuando la máquina y destilador no estén funcionando.
- ▶ Escurrir todos los filtros de cartuchos en sus compartimientos o en otros recipientes sellados por un mínimo de 24 horas.
- ▶ Mantener las puertas de la máquina cerradas a toda hora excepto cuando se esté poniendo o sacando ropa.
- ▶ Mantener un registro de compra de perc de carrera de 12 meses calculado el primer día de cada mes. (últimos 5 años).
- ▶ Conservar recibos de compra de perc (últimos 5 años) (recibos originales o copias).
- ▶ Mantener registros de Detección de Escapes (derrames, goteos) y Reparaciones (LDARs) (últimos 5 años).
- ▶ Conservar registros (recibos) relacionados a las compras de equipos y reparaciones (últimos 5 años).
- ▶ Mantener todos los recipientes de desechos de perc (incluyendo cubos de agua residual) cerrados a toda hora y almacenados en un segundo recipiente de contención.
- ▶ Todos los tambores de desechos que contengan algún desecho de solvente deberá ser etiquetado con las palabras "Hazardous Waste" (Desechos Peligrosos), sellado apropiadamente y almacenado en un segundo recipiente de contención.
- ▶ Mantener registro de la inspección Semanal de Desperdicios Peligrosos.
- ▶ Utilizar transportadores licenciados de desperdicios peligrosos y facilidades de Tratamiento, Almacenes con Tratamiento, o lugares de Desecho (TSD) que cuenten con números de identificación de EPA.
- ▶ Generadores de Pequeñas Cantidades son necesarios para obtener un número de identificación de EPA y etiquetar los tambores de desechos con la "Fecha en que Comenzó la Acumulación".
- ▶ Llamar inmediatamente al Centro de Respuesta Nacional al 1-800-424-8802 si ocurriera un incendio, explosión o liberación de 100 libras o más (7 galones por perc).
- ▶ Si usted usa una aspiradora de seco/mojado limpiar los filtros de pelusa, usted deberá tratar los contenidos de la aspiradora como desechos peligrosos.
- ▶ Mantener semanalmente los registros de inspección de la unidad de tratamiento de residuos en el sitio.
- ▶ Las bombas de vacío para prensas de ropa no deben tener fugas y el agua de contacto debe drenarse y tratarse como aguas residuales.
- ▶ Cambie los filtros de la unidad de tratamiento de aguas residuales de acuerdo con las recomendaciones del fabricante y el tambor como residuo peligroso.

REGISTRO DE ALTA/BAJA PRESIÓN o (REGISTRO SEMANAL DE TEMPERATURA DE SALIDA DE CONDENSADOR REFRIGERADOR)				
Fecha	Salida de Temperatura °C (°F)	Registro de presión alta/baja		¿Es la Temp ≤ 45° F (7.2° C)? 0
		Rango de presión alta/baja de MFR:		
		Alta Actual	Baja Actual	
1/1	42	18 - 23	3 - 5	(S) N
1/8		20	4.5	(S) N

REGISTRO DE INSPECCIÓN SEMANAL DE DESECHOS PELIGROSOS	
Fecha de inspección:	1/1
¿Derrames/goteras o escapes?	S (N)
¿Recipientes de desechos/Tambores en recipiente secundario?	(S) N
¿Tambores cerrados?	(S) N
¿Tambores claramente marcados como "Desechos Peligrosos"?	(S) N
¿Tambores claramente marcados con fecha?	(S) N
¿Límites de tiempo de almacenamiento OK?	(S) N
¿Límites de acumulación OK?	(S) N
Afuera: ¿Área segura?	(S) N
Describir Acción Correctiva: Fecha:	

Realizar inspecciones semanales de cada recipiente de desechos y del área de almacenamiento. Registrar fecha de inspección, cualquier problema encontrado, acciones tomadas para corregir los problemas y fecha en que el problema fue corregido.

UNIDAD DE TRATAMIENTO DE DESECHOS EN LAS INSTALACIONES (Evaporador / Vaporizador)	
Fecha	1/1
¿Equipo sin escapes?	(S) N
¿Equipo operando apropiadamente?	(S) N
¿Contención secundaria OK?	(S) N
Fecha del cambio de filtros y tratados como desechos peligrosos:	1/1/21
Describir Reparaciones / Acciones Correctivas:	

Mantener la unidad de tratamiento de agua residual de acuerdo con las instrucciones del fabricante.

Cambie los filtros de carbón según lo recomendado por el fabricante. Registre los filtros de fecha cambiados y eliminados como residuos peligrosos.

GENERACION MENSUAL DE DESECHOS		
Fecha	Separador de Agua (galones)	Otro Agua de Contacto (galones)
1/1	5	0.5

DSCA le recomienda:

Registrar la cantidad de agua residual generada cada mes.

Registrar la cantidad de agua de separador u otra agua de contacto generada. Otra agua de contacto puede consistir en agua de la bomba de vacío, agua del trapeador, o agua condensada recolectada de la corriente de la prensa.

➔ Registrar la lectura actual de la presión alta y baja del sistema de refrigeración durante la fase de secado. *Insertar los rangos de presión alta y baja especificados por el fabricante de la máquina de lavado en seco (MFR). Registrar semanalmente las lecturas actuales de ambos indicadores de presión alta y baja en el sistema de refrigeración durante la fase de secado. Compare los rangos de lecturas de presión alta y baja actuales especificadas en el manual de la máquina. Dentro del cuadro, de "está la presión en rango especificado por MFR?" marcar "S" o "N" Si marcó la "N", deberá ajustar o reparar la máquina. 0:

➔ Controlar semanalmente la temperatura del toma corriente del condensador refrigerador al final de cada ciclo de secado. Registrar la Fecha y temperatura en el registro. En el cuadro, marcar "S" o "N" en "¿Es la Temp ≤ 45° F (7.2° C)?" Si marcó la "N", la máquina se deberá ajustar o reparar.

COMPRAS CORRIENTES TOTALES DE PERC		
Corrientes totales de mes pasado		60
Sustraer Perc Comprado ENERO 2020	-	0
SUBTOTAL		60
Fecha de compra	Cantidad de la Compra	Total 12 meses corrientes
1/1	+ 15	75

Meter el total de los 12 meses del último mes, calculado el primer día de cada mes.

Meter la cantidad de perc compró durante el mismo mes el año anterior, de los registros de año anterior o del calendario. Sustraer la cantidad.

Este es su total de 12 meses corrientes si usted no compra perc este mes.

Este es su total de 12 meses corrientes si usted compró perc este mes. Registrar el número de abajo en esta columna sobre la forma del siguiente mes "Total From Last Month".

Si usted compró perc este mes, registre la cantidad y súmela al subtotal. Esta cantidad también será registrada en el calendario del siguiente año para este mismo mes bajo "Sustraer Perc Comprado."

Registrar las fechas en que compró perc este mes, si es que lo hizo. Mantener los recibos durante 5 años.

CALCULO DEL MILLAJE DEL SOLVENTE	
Libras totales 12 meses limpiadas desde el mes pasado	18060
Sustraer libras limpiadas ENERO 2020	-1565
SUBTOTAL	16495
Total de libras limpiadas en enero 2021	1418
Total de libras limpiadas en 12 meses	= 17913
Libras totales de 12 meses limpiadas (17913)	
Solvente comprado en 12 meses (75)	= 239

Sumar el total de libras limpiadas del mes actual.

DSCA le recomienda:

Meter las libras totales limpiadas de 12 meses del mes pasado.

Meter las libras totales limpiadas durante el mismo mes del año pasado, de los registros del año pasado. Sustraer la cantidad por la subtotal.

Este es su total de libras limpiadas de 12 meses.

Dividir el total de libras limpiadas de 12 meses corrientes para total de solvente comprado. Este cálculo estimar cuantas libras de ropa están siendo lavadas por cada galón de perc.

<p>DECEMBER 2020</p> <table border="1"> <tr><td>S</td><td>M</td><td>T</td><td>W</td><td>T</td><td>F</td><td>S</td></tr> <tr><td></td><td></td><td>1</td><td>2</td><td>3</td><td>4</td><td>5</td></tr> <tr><td>6</td><td>7</td><td>8</td><td>9</td><td>10</td><td>11</td><td>12</td></tr> <tr><td>13</td><td>14</td><td>15</td><td>16</td><td>17</td><td>18</td><td>19</td></tr> <tr><td>20</td><td>21</td><td>22</td><td>23</td><td>24</td><td>25</td><td>26</td></tr> <tr><td>27</td><td>28</td><td>29</td><td>30</td><td>31</td><td></td><td></td></tr> </table>	S	M	T	W	T	F	S			1	2	3	4	5	6	7	8	9	10	11	12	13	14	15	16	17	18	19	20	21	22	23	24	25	26	27	28	29	30	31			<p>JANUARY 2021</p> <table border="1"> <tr><td>S</td><td>M</td><td>T</td><td>W</td><td>T</td><td>F</td><td>S</td></tr> <tr><td></td><td></td><td></td><td></td><td></td><td>1</td><td>2</td></tr> <tr><td>3</td><td>4</td><td>5</td><td>6</td><td>7</td><td>8</td><td>9</td></tr> <tr><td>10</td><td>11</td><td>12</td><td>13</td><td>14</td><td>15</td><td>16</td></tr> <tr><td>17</td><td>18</td><td>19</td><td>20</td><td>21</td><td>22</td><td>23</td></tr> <tr><td>24</td><td>25</td><td>26</td><td>27</td><td>28</td><td>29</td><td>30</td></tr> <tr><td>31</td><td></td><td></td><td></td><td></td><td></td><td></td></tr> </table>	S	M	T	W	T	F	S						1	2	3	4	5	6	7	8	9	10	11	12	13	14	15	16	17	18	19	20	21	22	23	24	25	26	27	28	29	30	31							<p>FEBRUARY 2021</p> <table border="1"> <tr><td>S</td><td>M</td><td>T</td><td>W</td><td>T</td><td>F</td><td>S</td></tr> <tr><td></td><td>1</td><td>2</td><td>3</td><td>4</td><td>5</td><td>6</td></tr> <tr><td>7</td><td>8</td><td>9</td><td>10</td><td>11</td><td>12</td><td>13</td></tr> <tr><td>14</td><td>15</td><td>16</td><td>17</td><td>18</td><td>19</td><td>20</td></tr> <tr><td>21</td><td>22</td><td>23</td><td>24</td><td>25</td><td>26</td><td>27</td></tr> <tr><td>28</td><td></td><td></td><td></td><td></td><td></td><td></td></tr> </table>	S	M	T	W	T	F	S		1	2	3	4	5	6	7	8	9	10	11	12	13	14	15	16	17	18	19	20	21	22	23	24	25	26	27	28							<p>MARCH 2021</p> <table border="1"> <tr><td>S</td><td>M</td><td>T</td><td>W</td><td>T</td><td>F</td><td>S</td></tr> <tr><td></td><td>1</td><td>2</td><td>3</td><td>4</td><td>5</td><td>6</td></tr> <tr><td>7</td><td>8</td><td>9</td><td>10</td><td>11</td><td>12</td><td>13</td></tr> <tr><td>14</td><td>15</td><td>16</td><td>17</td><td>18</td><td>19</td><td>20</td></tr> <tr><td>21</td><td>22</td><td>23</td><td>24</td><td>25</td><td>26</td><td>27</td></tr> <tr><td>28</td><td>29</td><td>30</td><td>31</td><td></td><td></td><td></td></tr> </table>	S	M	T	W	T	F	S		1	2	3	4	5	6	7	8	9	10	11	12	13	14	15	16	17	18	19	20	21	22	23	24	25	26	27	28	29	30	31				<p>APRIL 2021</p> <table border="1"> <tr><td>S</td><td>M</td><td>T</td><td>W</td><td>T</td><td>F</td><td>S</td></tr> <tr><td></td><td></td><td></td><td></td><td></td><td>1</td><td>2</td><td>3</td></tr> <tr><td>4</td><td>5</td><td>6</td><td>7</td><td>8</td><td>9</td><td>10</td><td></td></tr> <tr><td>11</td><td>12</td><td>13</td><td>14</td><td>15</td><td>16</td><td>17</td><td></td></tr> <tr><td>18</td><td>19</td><td>20</td><td>21</td><td>22</td><td>23</td><td>24</td><td></td></tr> <tr><td>25</td><td>26</td><td>27</td><td>28</td><td>29</td><td>30</td><td></td><td></td></tr> </table>	S	M	T	W	T	F	S						1	2	3	4	5	6	7	8	9	10		11	12	13	14	15	16	17		18	19	20	21	22	23	24		25	26	27	28	29	30									
S	M	T	W	T	F	S																																																																																																																																																																																																																																			
		1	2	3	4	5																																																																																																																																																																																																																																			
6	7	8	9	10	11	12																																																																																																																																																																																																																																			
13	14	15	16	17	18	19																																																																																																																																																																																																																																			
20	21	22	23	24	25	26																																																																																																																																																																																																																																			
27	28	29	30	31																																																																																																																																																																																																																																					
S	M	T	W	T	F	S																																																																																																																																																																																																																																			
					1	2																																																																																																																																																																																																																																			
3	4	5	6	7	8	9																																																																																																																																																																																																																																			
10	11	12	13	14	15	16																																																																																																																																																																																																																																			
17	18	19	20	21	22	23																																																																																																																																																																																																																																			
24	25	26	27	28	29	30																																																																																																																																																																																																																																			
31																																																																																																																																																																																																																																									
S	M	T	W	T	F	S																																																																																																																																																																																																																																			
	1	2	3	4	5	6																																																																																																																																																																																																																																			
7	8	9	10	11	12	13																																																																																																																																																																																																																																			
14	15	16	17	18	19	20																																																																																																																																																																																																																																			
21	22	23	24	25	26	27																																																																																																																																																																																																																																			
28																																																																																																																																																																																																																																									
S	M	T	W	T	F	S																																																																																																																																																																																																																																			
	1	2	3	4	5	6																																																																																																																																																																																																																																			
7	8	9	10	11	12	13																																																																																																																																																																																																																																			
14	15	16	17	18	19	20																																																																																																																																																																																																																																			
21	22	23	24	25	26	27																																																																																																																																																																																																																																			
28	29	30	31																																																																																																																																																																																																																																						
S	M	T	W	T	F	S																																																																																																																																																																																																																																			
					1	2	3																																																																																																																																																																																																																																		
4	5	6	7	8	9	10																																																																																																																																																																																																																																			
11	12	13	14	15	16	17																																																																																																																																																																																																																																			
18	19	20	21	22	23	24																																																																																																																																																																																																																																			
25	26	27	28	29	30																																																																																																																																																																																																																																				
<p>MAY 2021</p> <table border="1"> <tr><td>S</td><td>M</td><td>T</td><td>W</td><td>T</td><td>F</td><td>S</td></tr> <tr><td></td><td></td><td></td><td></td><td></td><td></td><td>1</td></tr> <tr><td>2</td><td>3</td><td>4</td><td>5</td><td>6</td><td>7</td><td>8</td></tr> <tr><td>9</td><td>10</td><td>11</td><td>12</td><td>13</td><td>14</td><td>15</td></tr> <tr><td>16</td><td>17</td><td>18</td><td>19</td><td>20</td><td>21</td><td>22</td></tr> <tr><td>23</td><td>24</td><td>25</td><td>26</td><td>27</td><td>28</td><td>29</td></tr> <tr><td>30</td><td>31</td><td></td><td></td><td></td><td></td><td></td></tr> </table>	S	M	T	W	T	F	S							1	2	3	4	5	6	7	8	9	10	11	12	13	14	15	16	17	18	19	20	21	22	23	24	25	26	27	28	29	30	31						<p>JUNE 2021</p> <table border="1"> <tr><td>S</td><td>M</td><td>T</td><td>W</td><td>T</td><td>F</td><td>S</td></tr> <tr><td></td><td></td><td>1</td><td>2</td><td>3</td><td>4</td><td>5</td></tr> <tr><td>6</td><td>7</td><td>8</td><td>9</td><td>10</td><td>11</td><td>12</td></tr> <tr><td>13</td><td>14</td><td>15</td><td>16</td><td>17</td><td>18</td><td>19</td></tr> <tr><td>20</td><td>21</td><td>22</td><td>23</td><td>24</td><td>25</td><td>26</td></tr> <tr><td>27</td><td>28</td><td>29</td><td>30</td><td></td><td></td><td></td></tr> </table>	S	M	T	W	T	F	S			1	2	3	4	5	6	7	8	9	10	11	12	13	14	15	16	17	18	19	20	21	22	23	24	25	26	27	28	29	30				<p>JULY 2021</p> <table border="1"> <tr><td>S</td><td>M</td><td>T</td><td>W</td><td>T</td><td>F</td><td>S</td></tr> <tr><td></td><td></td><td></td><td></td><td>1</td><td>2</td><td>3</td></tr> <tr><td>4</td><td>5</td><td>6</td><td>7</td><td>8</td><td>9</td><td>10</td></tr> <tr><td>11</td><td>12</td><td>13</td><td>14</td><td>15</td><td>16</td><td>17</td></tr> <tr><td>18</td><td>19</td><td>20</td><td>21</td><td>22</td><td>23</td><td>24</td></tr> <tr><td>25</td><td>26</td><td>27</td><td>28</td><td>29</td><td>30</td><td>31</td></tr> </table>	S	M	T	W	T	F	S					1	2	3	4	5	6	7	8	9	10	11	12	13	14	15	16	17	18	19	20	21	22	23	24	25	26	27	28	29	30	31	<p>AUGUST 2021</p> <table border="1"> <tr><td>S</td><td>M</td><td>T</td><td>W</td><td>T</td><td>F</td><td>S</td></tr> <tr><td>1</td><td>2</td><td>3</td><td>4</td><td>5</td><td>6</td><td>7</td></tr> <tr><td>8</td><td>9</td><td>10</td><td>11</td><td>12</td><td>13</td><td>14</td></tr> <tr><td>15</td><td>16</td><td>17</td><td>18</td><td>19</td><td>20</td><td>21</td></tr> <tr><td>22</td><td>23</td><td>24</td><td>25</td><td>26</td><td>27</td><td>28</td></tr> <tr><td>29</td><td>30</td><td>31</td><td></td><td></td><td></td><td></td></tr> </table>	S	M	T	W	T	F	S	1	2	3	4	5	6	7	8	9	10	11	12	13	14	15	16	17	18	19	20	21	22	23	24	25	26	27	28	29	30	31					<p>SEPTEMBER 2021</p> <table border="1"> <tr><td>S</td><td>M</td><td>T</td><td>W</td><td>T</td><td>F</td><td>S</td></tr> <tr><td></td><td></td><td></td><td></td><td>1</td><td>2</td><td>3</td><td>4</td></tr> <tr><td>5</td><td>6</td><td>7</td><td>8</td><td>9</td><td>10</td><td>11</td><td></td></tr> <tr><td>12</td><td>13</td><td>14</td><td>15</td><td>16</td><td>17</td><td>18</td><td></td></tr> <tr><td>19</td><td>20</td><td>21</td><td>22</td><td>23</td><td>24</td><td>25</td><td></td></tr> <tr><td>26</td><td>27</td><td>28</td><td>29</td><td>30</td><td></td><td></td><td></td></tr> </table>	S	M	T	W	T	F	S					1	2	3	4	5	6	7	8	9	10	11		12	13	14	15	16	17	18		19	20	21	22	23	24	25		26	27	28	29	30										
S	M	T	W	T	F	S																																																																																																																																																																																																																																			
						1																																																																																																																																																																																																																																			
2	3	4	5	6	7	8																																																																																																																																																																																																																																			
9	10	11	12	13	14	15																																																																																																																																																																																																																																			
16	17	18	19	20	21	22																																																																																																																																																																																																																																			
23	24	25	26	27	28	29																																																																																																																																																																																																																																			
30	31																																																																																																																																																																																																																																								
S	M	T	W	T	F	S																																																																																																																																																																																																																																			
		1	2	3	4	5																																																																																																																																																																																																																																			
6	7	8	9	10	11	12																																																																																																																																																																																																																																			
13	14	15	16	17	18	19																																																																																																																																																																																																																																			
20	21	22	23	24	25	26																																																																																																																																																																																																																																			
27	28	29	30																																																																																																																																																																																																																																						
S	M	T	W	T	F	S																																																																																																																																																																																																																																			
				1	2	3																																																																																																																																																																																																																																			
4	5	6	7	8	9	10																																																																																																																																																																																																																																			
11	12	13	14	15	16	17																																																																																																																																																																																																																																			
18	19	20	21	22	23	24																																																																																																																																																																																																																																			
25	26	27	28	29	30	31																																																																																																																																																																																																																																			
S	M	T	W	T	F	S																																																																																																																																																																																																																																			
1	2	3	4	5	6	7																																																																																																																																																																																																																																			
8	9	10	11	12	13	14																																																																																																																																																																																																																																			
15	16	17	18	19	20	21																																																																																																																																																																																																																																			
22	23	24	25	26	27	28																																																																																																																																																																																																																																			
29	30	31																																																																																																																																																																																																																																							
S	M	T	W	T	F	S																																																																																																																																																																																																																																			
				1	2	3	4																																																																																																																																																																																																																																		
5	6	7	8	9	10	11																																																																																																																																																																																																																																			
12	13	14	15	16	17	18																																																																																																																																																																																																																																			
19	20	21	22	23	24	25																																																																																																																																																																																																																																			
26	27	28	29	30																																																																																																																																																																																																																																					
<p>OCTOBER 2021</p> <table border="1"> <tr><td>S</td><td>M</td><td>T</td><td>W</td><td>T</td><td>F</td><td>S</td></tr> <tr><td></td><td></td><td></td><td></td><td></td><td>1</td><td>2</td></tr> <tr><td>3</td><td>4</td><td>5</td><td>6</td><td>7</td><td>8</td><td>9</td></tr> <tr><td>10</td><td>11</td><td>12</td><td>13</td><td>14</td><td>15</td><td>16</td></tr> <tr><td>17</td><td>18</td><td>19</td><td>20</td><td>21</td><td>22</td><td>23</td></tr> <tr><td>24</td><td>25</td><td>26</td><td>27</td><td>28</td><td>29</td><td>30</td></tr> <tr><td>31</td><td></td><td></td><td></td><td></td><td></td><td></td></tr> </table>	S	M	T	W	T	F	S						1	2	3	4	5	6	7	8	9	10	11	12	13	14	15	16	17	18	19	20	21	22	23	24	25	26	27	28	29	30	31							<p>NOVEMBER 2021</p> <table border="1"> <tr><td>S</td><td>M</td><td>T</td><td>W</td><td>T</td><td>F</td><td>S</td></tr> <tr><td></td><td>1</td><td>2</td><td>3</td><td>4</td><td>5</td><td>6</td></tr> <tr><td>7</td><td>8</td><td>9</td><td>10</td><td>11</td><td>12</td><td>13</td></tr> <tr><td>14</td><td>15</td><td>16</td><td>17</td><td>18</td><td>19</td><td>20</td></tr> <tr><td>21</td><td>22</td><td>23</td><td>24</td><td>25</td><td>26</td><td>27</td></tr> <tr><td>28</td><td>29</td><td>30</td><td></td><td></td><td></td><td></td></tr> </table>	S	M	T	W	T	F	S		1	2	3	4	5	6	7	8	9	10	11	12	13	14	15	16	17	18	19	20	21	22	23	24	25	26	27	28	29	30					<p>DECEMBER 2021</p> <table border="1"> <tr><td>S</td><td>M</td><td>T</td><td>W</td><td>T</td><td>F</td><td>S</td></tr> <tr><td></td><td></td><td></td><td></td><td>1</td><td>2</td><td>3</td><td>4</td></tr> <tr><td>5</td><td>6</td><td>7</td><td>8</td><td>9</td><td>10</td><td>11</td><td></td></tr> <tr><td>12</td><td>13</td><td>14</td><td>15</td><td>16</td><td>17</td><td>18</td><td></td></tr> <tr><td>19</td><td>20</td><td>21</td><td>22</td><td>23</td><td>24</td><td>25</td><td></td></tr> <tr><td>26</td><td>27</td><td>28</td><td>29</td><td>30</td><td>31</td><td></td><td></td></tr> </table>	S	M	T	W	T	F	S					1	2	3	4	5	6	7	8	9	10	11		12	13	14	15	16	17	18		19	20	21	22	23	24	25		26	27	28	29	30	31			<p>JANUARY 2022</p> <table border="1"> <tr><td>S</td><td>M</td><td>T</td><td>W</td><td>T</td><td>F</td><td>S</td></tr> <tr><td></td><td></td><td></td><td></td><td></td><td></td><td>1</td></tr> <tr><td>2</td><td>3</td><td>4</td><td>5</td><td>6</td><td>7</td><td>8</td></tr> <tr><td>9</td><td>10</td><td>11</td><td>12</td><td>13</td><td>14</td><td>15</td></tr> <tr><td>16</td><td>17</td><td>18</td><td>19</td><td>20</td><td>21</td><td>22</td></tr> <tr><td>23</td><td>24</td><td>25</td><td>26</td><td>27</td><td>28</td><td>29</td></tr> <tr><td>30</td><td>31</td><td></td><td></td><td></td><td></td><td></td></tr> </table>	S	M	T	W	T	F	S							1	2	3	4	5	6	7	8	9	10	11	12	13	14	15	16	17	18	19	20	21	22	23	24	25	26	27	28	29	30	31						<p>FEBRUARY 2022</p> <table border="1"> <tr><td>S</td><td>M</td><td>T</td><td>W</td><td>T</td><td>F</td><td>S</td></tr> <tr><td></td><td></td><td>1</td><td>2</td><td>3</td><td>4</td><td>5</td></tr> <tr><td>6</td><td>7</td><td>8</td><td>9</td><td>10</td><td>11</td><td>12</td></tr> <tr><td>13</td><td>14</td><td>15</td><td>16</td><td>17</td><td>18</td><td>19</td></tr> <tr><td>20</td><td>21</td><td>22</td><td>23</td><td>24</td><td>25</td><td>26</td></tr> <tr><td>27</td><td>28</td><td></td><td></td><td></td><td></td><td></td></tr> </table>	S	M	T	W	T	F	S			1	2	3	4	5	6	7	8	9	10	11	12	13	14	15	16	17	18	19	20	21	22	23	24	25	26	27	28					
S	M	T	W	T	F	S																																																																																																																																																																																																																																			
					1	2																																																																																																																																																																																																																																			
3	4	5	6	7	8	9																																																																																																																																																																																																																																			
10	11	12	13	14	15	16																																																																																																																																																																																																																																			
17	18	19	20	21	22	23																																																																																																																																																																																																																																			
24	25	26	27	28	29	30																																																																																																																																																																																																																																			
31																																																																																																																																																																																																																																									
S	M	T	W	T	F	S																																																																																																																																																																																																																																			
	1	2	3	4	5	6																																																																																																																																																																																																																																			
7	8	9	10	11	12	13																																																																																																																																																																																																																																			
14	15	16	17	18	19	20																																																																																																																																																																																																																																			
21	22	23	24	25	26	27																																																																																																																																																																																																																																			
28	29	30																																																																																																																																																																																																																																							
S	M	T	W	T	F	S																																																																																																																																																																																																																																			
				1	2	3	4																																																																																																																																																																																																																																		
5	6	7	8	9	10	11																																																																																																																																																																																																																																			
12	13	14	15	16	17	18																																																																																																																																																																																																																																			
19	20	21	22	23	24	25																																																																																																																																																																																																																																			
26	27	28	29	30	31																																																																																																																																																																																																																																				
S	M	T	W	T	F	S																																																																																																																																																																																																																																			
						1																																																																																																																																																																																																																																			
2	3	4	5	6	7	8																																																																																																																																																																																																																																			
9	10	11	12	13	14	15																																																																																																																																																																																																																																			
16	17	18	19	20	21	22																																																																																																																																																																																																																																			
23	24	25	26	27	28	29																																																																																																																																																																																																																																			
30	31																																																																																																																																																																																																																																								
S	M	T	W	T	F	S																																																																																																																																																																																																																																			
		1	2	3	4	5																																																																																																																																																																																																																																			
6	7	8	9	10	11	12																																																																																																																																																																																																																																			
13	14	15	16	17	18	19																																																																																																																																																																																																																																			
20	21	22	23	24	25	26																																																																																																																																																																																																																																			
27	28																																																																																																																																																																																																																																								

°C	-3.9	-3.3	-2.8	-2.2	-1.7	-1.1	-0.6	0.0	0.6	1.1	1.7	2.2	2.8	3.3	3.9	4.4	5.0	5.6	6.1	6.7	7.2	7.8	8.3	8.9	9.4	10.0	10.6	11.1	11.7	12.2	12.8	13.3	13.9	14.4	15.0	15.6	16.1	16.7	17.2	17.8	18.3
°F	25	26	27	28	29	30	31	32	33	34	35	36	37	38	39	40	41	42	43	44	45	46	47	48	49	50	51	52	53	54	55	56	57	58	59	60	61	62	63	64	65

To Convert from Pounds to Kilograms:

Weight in Pounds ÷ 2.2 = Weight in Kilograms

90 lbs ÷ 2.2 = 40.9 Kg

To Convert from Kilograms to Pounds:

Weight in Kilograms X 2.2 = Weight in Pounds

50 Kg X 2.2 = 110 lbs

USEFUL CONTACT INFORMATION

- ▶ NC Dry-Cleaning Solvent Cleanup Act (DSCA) Program
919.707.8200
deq.nc.gov/about/divisions/waste-management/dry-cleaning-solvent-cleanup-act-program
- ▶ Mecklenburg County Air Quality
704.336.5430
<https://www.mecknc.gov/LUESA/AirQuality/Pages/default.aspx>
- ▶ Forsyth County Office of Environmental Assistance and Protection
(Formerly Forsyth County Environmental Affairs)
336.703.2440 www.co.forsyth.nc.us/eap
- ▶ Western NC Regional Air Quality Agency
828.250.6777 www.buncombecounty.org/Governing/Depts/wncair
- ▶ NC Division of Waste Management-Hazardous Waste Section
919.707.8200
<https://deq.nc.gov/about/divisions/waste-management/hw>
- ▶ NC Division of Air Quality
919.707.8400 www.ncair.org
- ▶ NC Department of Labor (Occupational Safety & Health Division)
800.625.2267 www.nclabor.com
- ▶ NC Division of Public Health / Occupational & Environmental Epidemiology
919.707.5900 <http://epi.publichealth.nc.gov/oe>
- ▶ NC Department of Revenue
877.252.3052 www.dornc.com
- ▶ NC Division of Environmental Assistance & Customer Service
(formerly Small Business Environmental Assistance, and the Division of Pollution Prevention & Environmental Assistance)
877.623.6748 <http://portal.ncdenr.org/web/deao>
919.707.8100
- ▶ NC Association of Launderers & Cleaners (NCALC)
919.313.4542 www.ncalc.org



YOUR DSCA COMPLIANCE STAFF

- ▶ Eric Swope - Environmental Program Consultant (Coastal and Mountain Regions)
919.707.8358 Eric.Swope@ncdenr.gov
 - ▶ John Stauber - Compliance Inspector (Winston-Salem Region)
919.707.8357 John.Stauber@ncdenr.gov
 - ▶ Ne'Shonda Cobbs - Compliance Inspector (Mooresville Region)
704.235.2215 Neshonda.Cobbs@ncdenr.gov
 - ▶ Rachel Clarke - Compliance Officer (Central Region)
919.707.8351 Rachel.Clarke@ncdenr.gov
- For questions regarding the DSCA Program:
- ▶ Delonda Alexander - Special Remediation Branch Head
919.707.8365 Delonda.Alexander@ncdenr.gov

Contact the DSCA Program at:

DEQ/DWM-DSCA
1646 Mail Service Center
Raleigh, NC 27699-1646

- ▶ Drycleaning & Laundry Institute
(formerly International Fabricare Institute (IFI))
800.638.2627 www.dlionline.org
- ▶ National Cleaners Association
800.888.1622 www.nca-i.com
- ▶ National Clothesline
215.830.8467 www.natclo.com