

MEMORANDUM

To: Billy Meyer

From: Christie Zawtocky, PE
Kitty Hiortdahl, EI

Date: August 19, 2015

Project: One Hour Martinizing Site, DSCA ID #DC320013
1103 W Club Blvd, Durham, NC

Subject: Project Update

Hart & Hickman, PC (H&H) is submitting this update regarding activities completed at the One Hour Martinizing site in June and July 2015. The activities included an 18-month post-injection monitoring event associated with the January 2014 EHC injection; indoor air monitoring at the 1421 Dollar Ave residence; and completion of a limited PlumeStop™ injection on the source property downgradient of the EHC injection area. A brief summary of recent activities is provided below, and an updated project calendar is provided as Attachment A.

EHC Post-Injection Groundwater Sampling Activities

In July 2015, H&H completed a post-injection groundwater sampling event to evaluate site conditions approximately eighteen months after the EHC injection. Details regarding the EHC injection are provided in the *EHC Injection Report* dated March 31, 2014 and the *One-Year Post-Injection Report* dated March 13, 2015. Figures 1A and 1B depict the EHC injection locations. The eighteen-month post-injection sampling activities were completed between July 6 and 8, 2015. To evaluate the effectiveness of the injection, groundwater samples were collected from the following locations:

- Source property: MW-3R, MW-3I, MW-4R, MW-4I, MW-21, MW-22S, MW-22I, MW-23S, MW-23I
- West of source property: MW-10
- South of source property: MW-15S, MW-15I, MW-18
- East of source property: MW-14S, MW-14I, MW-16S, MW-16I

The samples were analyzed for volatile organic compounds (VOCs), methane, ethane, ethene, total iron, and total organic carbon (TOC). Field measurements of dissolved oxygen (DO), oxidation-reduction potential (ORP), temperature, pH, and conductivity were also collected. In addition, samples from MW-4R/I were analyzed for RCRA metals. The VOC analytical results for the sampled monitoring wells are summarized in the attached Table 1, along with historical site data. The results for the other parameters are summarized in Table 2.

The goal of the EHC injection is to reduce tetrachloroethene (PCE) groundwater concentrations in the source area. Graphs of PCE concentration versus time are provided in Attachment B, and Figures 2A and 2B depict the July 2015 post-injection groundwater PCE concentrations in the shallow and intermediate monitoring zones, respectively. For comparison, the December 2013 pre-injection groundwater PCE concentration maps for the shallow and intermediate monitoring zones are included as Figures 2C and 2D. Comparison of the December 2013 and July 2015 figures shows that the magnitude and extent of PCE impacts in groundwater have been greatly reduced as a result of the EHC injection.

As shown in the graphs, approximately 18 months post-injection, reductions in PCE have been observed in the following monitoring wells located within the injection area: MW-15S, MW-22I, MW-23S, and MW-23I. PCE was reduced by between 86% and 99.9% in these injection area monitoring wells. PCE concentrations were more variable in the remaining monitoring wells with some increases and some decreases observed. The PCE concentrations in the remaining monitoring wells are generally within the range of historical concentrations. MW-4R, located north of the injection area, previously indicated a consistent increasing trend in PCE concentrations between January 2013 (0.20 mg/L) and January 2015 (6.28 mg/L). The PCE concentration in MW-4R decreased slightly in April 2015 (4.19 mg/L) and again in July 2015 (2.41 mg/L). Future monitoring will further evaluate concentration trends in monitoring wells located outside of the injection area.

The EHC injection promotes abiotic and biotic degradation of PCE. The degradation process results in temporary increases in trichloroethene (TCE), cis-1,2-dichloroethene (cis-1,2-DCE), and vinyl chloride (VC), as the PCE is degraded to the eventual end products of ethene and ethane. As expected, increases in TCE, cis-1,2-DCE, and VC were observed in several of the injection area monitoring wells during the post-injection sampling events. In July 2015, the highest concentrations of degradation products within the injection area were detected in monitoring wells MW-15S, MW-22I, and MW-23S. Concentrations of these constituents are expected to eventually decrease as further degradation occurs. Ethene and ethane, the final degradation end products, were also detected in the injection area monitoring wells confirming that complete biodegradation is occurring. Similar to the April 2015 sampling event, TCE, cis-1,2-DCE, and VC were observed in MW-4R, located downgradient (north) of the injection area, during the July 2015 sampling event. Future monitoring will further evaluate trends in PCE degradation products within and downgradient of the injection area. Graphs depicting concentrations of PCE and its degradation products in the injection area monitoring wells are provided in Attachment B.

Other notable VOC concentration changes observed during the post-injection monitoring period include detections of acetone and 2-butanone (MEK). Short-term increases in acetone and MEK are commonly observed after injection of bioremediation products, such as EHC. These constituents are produced during fermentation of the organic carbon matter in the EHC material. Acetone and MEK were detected in several of the injection area monitoring wells after the EHC injection. Eighteen months after the EHC injection detectable concentrations of these

constituents are limited to MW-4R, MW-15S, MW-22I, and MW-23S. Concentrations of acetone and MEK are expected to decrease over time as the EHC material is consumed.

The analytical results for the geochemical parameters are summarized in Table 2. The objective of the EHC injection was to distribute organic carbon and iron into the source area aquifer to stimulate abiotic and biotic degradation of PCE. Increases in TOC and iron indicate good distribution of the EHC material in the subsurface. Decreases in DO and ORP and increases in methane are indicative of anaerobic conditions favorable for PCE biodegradation. As shown in Table 2, injection area monitoring wells MW-15S, MW-22S, MW-22I, and MW-23S indicated high concentrations of TOC and iron one month after the injection confirming the EHC was effectively distributed throughout the target injection areas. Eighteen months post-injection, TOC and iron concentrations have decreased, but remain slightly elevated above pre-injection levels in monitoring wells MW-22I and MW-23S confirming some of the EHC material remains in the subsurface. Following the EHC injection, DO concentrations decreased in the injection area monitoring wells and methane concentrations increased suggesting anaerobic conditions favorable for PCE degradation were achieved post-injection. During the July 2015 sampling event, DO concentrations generally remained low and methane concentrations remained elevated in the injection area monitoring wells. Graphs depicting changes in TOC, iron, DO, ORP, and methane for the injection area monitoring wells are provided in Attachment B.

In summary, the post-injection sampling results indicate that the EHC was effectively distributed throughout the target injection areas, conditions favorable for degradation of PCE were created within the injection area, and substantial reductions in PCE concentrations have been observed in several monitoring wells. Eighteen months post-injection some of the EHC material remains in the subsurface and is continuing to support on-going degradation of PCE and its degradation products. However, it appears that most of the EHC material has been consumed. Additional monitoring will further evaluate the longevity of the EHC material.

Indoor Air Monitoring

In July 2015, H&H collected indoor air samples from the residence located at 1421 Dollar Ave to further evaluate the effectiveness of vapor mitigation measures that were installed in May 2014. H&H collected two 14-day indoor air samples from the residence using passive Radiello sampling devices between July 7 and 21, 2015. One sample was collected from the first floor, and one sample was collected from the basement. The indoor air samples were submitted for laboratory analysis of PCE, TCE, cis-1,2-DCE, trans-1,2-DCE, and VC. The analytical results for the indoor air samples are summarized in Table 3 and presented on Figure 3.

Low concentrations of PCE were detected in each of the indoor air samples collected from the residence at 1421 Dollar Ave during the July 2015 sampling event. The detected PCE concentrations were 2.9 $\mu\text{g}/\text{m}^3$ and 8.3 $\mu\text{g}/\text{m}^3$ for the first floor and basement samples, respectively. The detected PCE concentrations are below the DWM Residential Indoor Air Screening Level (IASL) of 8.34 $\mu\text{g}/\text{m}^3$. No other constituents were detected in the indoor air samples collected from the residences. H&H calculated the risk associated with the indoor air concentrations detected in each sample. As shown in the worksheets in Attachment C, the

carcinogenic risk levels are less than 1.0×10^{-6} and the hazard index levels are substantially less than 1. These risks are well within acceptable levels.

PlumeStop Injection Activities

A small-scale injection of a remediation product called PlumeStop™ (manufactured by Regenesis) was conducted in July 2015 to address concentrations downgradient of the EHC injection area in the vicinity of monitoring well MW-4R. The goal of the PlumeStop™ injection was to limit further migration of the plume. PlumeStop™ is a remediation product that was specifically developed to stop migrating plumes by quickly reducing contaminant concentrations through sorption-based technology. The PlumeStop™ material is also designed to enhance biodegradation of the contaminants (similar to EHC). Hydrogen Release Compound (HRC) was injected along with the PlumeStop™ material to further enhance biodegradation of contaminants the site.

Prior to the injection activities, limited additional assessment activities were conducted in June 2015 to aid in the injection design and to establish pre-injection conditions. The assessment included:

- Collecting soil samples from three locations within the proposed injection area to determine the amount of PlumeStop™ material needed
- Installing an additional monitoring well (MW-24S) to the north of MW-4R to monitor the groundwater downgradient of the PlumeStop™ injection
- Collecting pre-injection groundwater samples from monitoring wells MW-3R, MW-4R, MW-4I, MW-23S, MW-24S for laboratory analysis of VOCs, methane, ethane, ethene, sulfate, alkalinity, and TOC and field measurement of DO, ORP, temperature, pH, ferrous iron, and conductivity. In addition, samples from MW-24S were analyzed for RCRA metals.

The PlumeStop™ injection was completed between July 13 and 17, 2015. A total of 4,000 pounds of PlumeStop™ solution was injected into 11 injection points (PS-1 through PS-11) and 480 pounds of HRC were injected into 6 of the injection points (PS-1 through PS-6). The injection point locations are shown on Figure 4. As shown in the calendar in Attachment A, groundwater sampling events will be completed approximately six weeks (August 2015), three months (October 2015), and six months (January 2016) after the PlumeStop™ injection to evaluate its effectiveness.

Future Sampling Activities

The following additional sampling activities are planned through January 2016, as shown in the calendar in Attachment A.

Groundwater

In accordance with the UIC permit for the EHC injection activities, quarterly post-injection groundwater sampling will continue through January 2016 (two years post-injection). During each quarterly event, groundwater samples will be collected from the following locations:

- Source property: MW-3R, MW-3I, MW-4R, MW-4I, MW-21, MW-22S, MW-22I, MW-23S, MW-23I
- West of source property: MW-10
- South of source property: MW-15S, MW-15I, MW-18
- East of source property: MW-14S, MW-14I, MW-16S, MW-16I

The samples will be analyzed for VOCs, methane, ethane, ethene, total iron, and TOC. Field measurements of DO, ORP, temperature, pH, and conductivity will also be collected. Samples from MW-4R/I will also be analyzed for RCRA metals. As shown in the attached calendar, quarterly sampling events are planned for October 2015 and January 2016.

PlumeStop™ post-injection groundwater sampling will occur approximately six weeks (August 2015), three months (October 2015), and six months (January 2016) after the PlumeStop™ injection to evaluate its effectiveness. The PlumeStop™ and EHC monitoring events will be combined in October 2015 and January 2016. During the PlumeStop™ post-injection sampling events, groundwater samples will be collected from MW-3R, MW-4R, MW-4I, MW-23S, MW-24S. The samples will be analyzed for VOCs, methane, ethane, ethene, sulfate, alkalinity, and TOC. Field measurements of DO, ORP, temperature, pH, ferrous iron, and conductivity will be collected. In addition, samples from MW-24S will be analyzed for RCRA metals. During combined events, duplicate samples will not be obtained.

Indoor Air

Vapor intrusion mitigation system modifications were installed at 1414 Watts St, 1419 Dollar Ave, and 1421 Dollar Ave in May 2014. In addition, telemetry (digital notification) systems were installed at 1419 Dollar Ave and 1421 Dollar Ave in October and December 2014. These systems will notify H&H via email if the systems malfunction and H&H will inspect the systems if any notification are received.

Since start-up of the modified mitigation systems, consistent low indoor air concentrations have been detected at 1414 Watts St and 1419 Dollar Ave. Thus, no additional indoor air sampling is planned at these two locations at this time. Post-mitigation indoor air results at 1421 Dollar Ave have been more variable. Therefore, H&H re-sampled this residence in April and July 2015. H&H plans to re-sample indoor air at this residence in October 2015 to further evaluate the effectiveness of the mitigation system. After the October 2015 sampling event, a schedule for future indoor air sampling will be evaluated.

TABLES

Table 1: Analytical Data for Groundwater

ADT 1

DSCA ID No.: DC320013

Groundwater Sampling Point	Sampling Date (mm/dd/yy)	Benzene	cis-1,2-Dichloroethylene	Ethylbenzene	Methyl tert-butyl ether (MTBE)	Naphthalene	Tetrachloroethylene	Toluene	trans-1,2-Dichloroethylene	Trichloroethylene	Vinyl chloride	Xylenes (total)	1,2-Dichloroethane	1,1,1-Trichloroethane	1,1,2,2-Tetrachloroethane	1,1,2-Trichloroethane	1,1-Dichloroethylene	Acetone	Chloroform	2-Butanone (MEK)	Bromodichloromethane
		[mg/L]																			
MW-3	10/14/93	N/A	N/A	N/A	N/A	N/A	0.095	N/A	N/A	BDL	N/A	N/A	BDL	N/A	BDL	BDL	N/A	N/A	BDL	N/A	N/A
MW-3R	05/31/07	<0.001	<0.001	<0.001	<0.001	<0.005	<0.001	<0.005	<0.001	<0.001	<0.001	<0.003	<0.001	<0.001	<0.001	<0.001	<0.001	<0.05	<0.005	<0.01	<0.001
	01/08/08	<0.001	<0.001	<0.001	<0.001	<0.005	0.063	<0.005	<0.001	<0.001	<0.001	<0.003	<0.001	<0.001	<0.001	<0.001	<0.001	<0.05	<0.005	<0.01	<0.001
	02/24/09	<0.001	<0.001	<0.001	<0.001	<0.005	0.019	<0.005	<0.001	<0.001	<0.001	<0.003	<0.001	<0.001	<0.001	<0.001	<0.001	<0.05	<0.005	<0.01	<0.001
	05/15/09	<0.001	<0.001	<0.001	<0.001	<0.005	0.018	<0.005	<0.001	<0.001	<0.001	<0.003	<0.001	<0.001	<0.001	<0.001	<0.001	<0.05	<0.005	<0.01	<0.001
	08/04/09	<0.001	<0.001	<0.001	<0.001	<0.001	0.0166	<0.001	<0.001	<0.001	<0.001	<0.003	<0.001	<0.001	<0.001	<0.001	<0.001	<0.025	<0.001	<0.005	<0.001
	05/18/12	<0.001	<0.001	<0.001	<0.001	<0.005	0.019	<0.005	<0.001	<0.001	<0.001	<0.003	<0.001	<0.001	<0.001	<0.001	<0.001	<0.05	<0.005	<0.01	<0.001
	08/20/13	<0.001	<0.001	<0.001	<0.001	<0.005	0.00762	<0.001	<0.001	<0.001	<0.001	<0.002	<0.001	<0.001	<0.001	<0.001	<0.001	<0.005	<0.001	<0.050	<0.001
	12/16/13	<0.001	<0.001	<0.001	<0.001	<0.005	0.00711	<0.001	<0.001	<0.001	<0.001	<0.003	<0.001	<0.001	<0.001	<0.001	<0.001	<0.005	<0.001	<0.050	<0.001
	02/26/14	<0.001	<0.001	<0.001	<0.001	<0.005	0.0104	<0.001	<0.001	<0.001	<0.001	<0.003	<0.001	<0.001	<0.001	<0.001	<0.001	<0.005	0.00105	<0.050	<0.001
	03/28/14	<0.001	<0.001	<0.001	<0.001	<0.005	0.00968	<0.001	<0.001	<0.001	<0.001	<0.003	<0.001	<0.001	<0.001	<0.001	<0.001	<0.025	<0.001	<0.050	<0.001
	04/25/14	<0.001	<0.001	<0.001	<0.001	<0.005	0.00551	<0.001	<0.001	<0.001	<0.001	<0.003	<0.001	<0.001	<0.001	<0.001	<0.001	<0.025	<0.001	<0.050	<0.001
	07/09/14	<0.001	<0.001	<0.001	<0.001	<0.005	0.00559	<0.001	<0.001	<0.001	<0.001	<0.002	<0.001	<0.001	<0.001	<0.001	<0.001	<0.025	<0.001	<0.050	<0.001
	10/08/14	<0.001	<0.001	<0.001	<0.001	<0.005	0.00498	<0.001	<0.001	<0.001	<0.001	<0.002	<0.001	<0.001	<0.001	<0.001	<0.001	<0.025	<0.001	<0.050	<0.001
	01/06/15	<0.001	<0.001	<0.001	<0.001	<0.005	0.00235	<0.001	<0.001	<0.001	<0.001	<0.002	<0.001	<0.001	<0.001	<0.001	<0.001	<0.025	<0.001	<0.050	<0.001
04/20/15	<0.001	<0.001	<0.001	<0.001	<0.005	0.00447	<0.001	<0.001	<0.001	<0.001	<0.002	<0.001	<0.001	<0.001	<0.001	<0.001	<0.025	<0.001	<0.050	<0.001	
06/12/15	<0.001	<0.001	<0.001	<0.001	<0.005	0.00570	<0.001	<0.001	<0.001	<0.001	<0.003	<0.001	<0.001	<0.001	<0.001	<0.001	<0.025	<0.001	<0.050	<0.001	
07/06/15	<0.001	<0.001	<0.001	<0.001	<0.005	0.00498	<0.001	<0.001	<0.001	<0.001	<0.003	<0.001	<0.001	<0.001	<0.001	<0.001	<0.025	<0.001	<0.050	<0.001	
MW-31	11/09/09	<0.01	<0.01	<0.01	<0.01	<0.01	0.1761	<0.01	<0.01	<0.01	<0.01	<0.01	<0.01	<0.01	<0.01	<0.01	<0.01	NA	<0.01	NA	<0.01
	05/18/12	<0.001	0.0019	<0.001	0.0018	<0.005	0.093	<0.005	<0.001	0.0012	<0.001	<0.003	<0.001	<0.001	<0.001	<0.001	<0.001	<0.05	<0.005	<0.01	<0.001
	08/20/13	<0.001	0.00428	<0.001	<0.001	<0.005	0.179	<0.001	<0.001	0.00233	<0.001	<0.002	<0.001	<0.001	<0.001	<0.001	<0.001	<0.005	<0.005	<0.050	<0.001
	12/16/13	<0.001	0.00464	<0.001	<0.001	<0.005	0.275	<0.001	<0.001	0.00231	<0.001	<0.003	<0.001	<0.001	<0.001	<0.001	<0.001	<0.005	<0.005	<0.050	<0.001
	02/26/14	<0.001	0.00301	<0.001	<0.001	<0.005	0.218	<0.001	<0.001	0.00218	<0.001	<0.003	<0.001	<0.001	<0.001	<0.001	<0.001	<0.005	<0.005	<0.050	<0.001
	03/28/14	<0.001	0.00316	<0.001	<0.001	<0.005	0.263	<0.001	<0.001	0.00272	<0.001	<0.003	<0.001	<0.001	<0.001	<0.001	<0.001	<0.025	<0.001	<0.050	<0.001
	04/25/14	<0.001	0.00273	<0.001	<0.001	<0.005	0.261	<0.001	<0.001	0.00218	<0.001	<0.003	<0.001	<0.001	<0.001	<0.001	<0.001	<0.025	<0.001	<0.050	<0.001
	07/09/14	<0.001	0.00272	<0.001	<0.001	<0.005	0.223	<0.001	<0.001	0.00177	<0.001	<0.002	<0.001	<0.001	<0.001	<0.001	<0.001	<0.025	<0.001	<0.050	<0.001
	10/08/14	<0.001	0.00205	<0.001	<0.001	<0.005	0.324	<0.001	<0.001	0.00213	<0.001	<0.002	<0.001	<0.001	<0.001	<0.001	<0.001	<0.025	<0.001	<0.050	<0.001
	01/06/15	<0.001	0.00214	<0.001	<0.001	<0.005	0.283	<0.001	<0.001	0.00161	<0.001	<0.002	<0.001	<0.001	<0.001	<0.001	<0.001	<0.025	<0.001	<0.050	<0.001
04/20/15	<0.001	0.00476	<0.001	<0.001	<0.005	0.213	<0.001	<0.001	0.00172	<0.001	<0.002	<0.001	<0.001	<0.001	<0.001	<0.001	<0.025	<0.001	<0.050	<0.001	
07/08/15	<0.001	0.00188	<0.001	<0.001	<0.005	0.125	<0.001	<0.001	<0.001	<0.001	<0.003	<0.001	<0.001	<0.001	<0.001	<0.001	<0.025	<0.001	<0.050	<0.001	
MW-4	11/19/93	N/A	N/A	N/A	N/A	N/A	0.30	N/A	N/A	0.0012	N/A	N/A	BDL	N/A	BDL	BDL	N/A	N/A	BDL	N/A	N/A

Table 1: Analytical Data for Groundwater

ADT 1

DSCA ID No.: DC320013

Groundwater Sampling Point	Sampling Date (mm/dd/yy)	Benzene	cis-1,2-Dichloroethylene	Ethylbenzene	Methyl tert-butyl ether (MTBE)	Naphthalene	Tetrachloroethylene	Toluene	trans-1,2-Dichloroethylene	Trichloroethylene	Vinyl chloride	Xylenes (total)	1,2-Dichloroethane	1,1,1-Trichloroethane	1,1,2,2-Tetrachloroethane	1,1,1-Trichloroethane	1,1-Dichloroethylene	Acetone	Chloroform	2-Butanone (MEK)	Bromodichloromethane
		[mg/L]																			
MW-4R	05/31/07	<0.001	<0.001	<0.001	<0.001	<0.005	0.51	<0.005	<0.001	<0.001	<0.001	<0.003	<0.001	<0.001	<0.001	<0.001	<0.001	<0.05	<0.005	<0.01	<0.001
	01/08/08	<0.001	<0.001	<0.001	<0.001	<0.005	0.31	<0.005	<0.001	<0.001	<0.001	<0.003	<0.001	<0.001	<0.001	<0.001	<0.001	<0.05	<0.005	<0.01	<0.001
	02/24/09	<0.001	<0.001	<0.001	<0.001	<0.005	0.25	<0.005	<0.001	<0.001	<0.001	<0.003	<0.001	<0.001	<0.001	<0.001	<0.001	<0.05	<0.005	<0.01	<0.001
	05/15/09	<0.001	<0.001	<0.001	<0.001	<0.005	0.19	<0.005	<0.001	<0.001	<0.001	<0.003	<0.001	<0.001	<0.001	<0.001	<0.001	<0.05	<0.005	<0.01	<0.001
	08/04/09	<0.001	<0.001	<0.001	<0.001	<0.001	0.203	<0.001	<0.001	<0.001	<0.001	<0.003	<0.001	<0.001	<0.001	<0.001	<0.001	<0.025	<0.001	<0.005	<0.001
	05/17/12	<0.005	<0.005	<0.005	<0.005	<0.025	0.73	<0.025	<0.005	<0.005	<0.005	<0.015	<0.005	<0.005	<0.005	<0.005	<0.005	<0.05	<0.025	<0.01	<0.005
	01/03/13	<0.01	<0.01	<0.01	<0.01	<0.01	0.20	<0.01	<0.01	<0.01	<0.01	<0.01	<0.01	<0.01	<0.01	<0.01	<0.01	<0.05	<0.05	<0.10	<0.01
	08/20/13	<0.001	<0.001	<0.001	<0.001	<0.005	0.880	<0.001	<0.001	0.00118	<0.001	<0.002	<0.001	<0.001	<0.001	<0.001	<0.001	<0.005	<0.001	<0.050	<0.001
	12/17/13	<0.001	<0.001	<0.001	<0.005	<0.005	0.907	<0.001	<0.001	0.00143	<0.001	<0.003	<0.001	<0.001	<0.001	<0.001	<0.001	<0.005	<0.001	<0.050	<0.001
	02/26/14	<0.001	<0.001	<0.001	<0.005	<0.005	1.23	<0.001	<0.001	0.00139	<0.001	<0.003	<0.001	<0.001	<0.001	<0.001	<0.001	<0.005	<0.001	<0.050	<0.001
	03/27/14	<0.001	<0.001	<0.001	<0.005	<0.005	2.41	<0.001	<0.001	0.00193	<0.001	<0.003	<0.001	<0.001	<0.001	<0.001	<0.001	<0.025	<0.001	<0.050	<0.001
	04/24/14	<0.001	0.00169	<0.001	<0.001	<0.005	2.14	<0.001	<0.001	0.00216	<0.001	<0.003	<0.001	<0.001	<0.001	<0.001	<0.001	<0.025	<0.001	<0.050	<0.001
	07/09/14	<0.001	0.0173	<0.001	<0.001	<0.005	4.63	<0.001	<0.001	0.00696	<0.001	<0.003	<0.001	<0.001	<0.001	<0.001	<0.001	<0.025	<0.001	<0.050	<0.001
	10/08/14	<0.010	0.0125	<0.010	<0.010	<0.050	5.78	<0.010	<0.010	<0.010	<0.010	<0.020	<0.010	<0.010	<0.010	<0.010	<0.010	<0.25	<0.010	<0.50	<0.010
	01/06/15	<0.010	0.248	<0.010	<0.010	<0.050	6.28	<0.010	<0.010	0.0320	<0.010	<0.020	<0.010	<0.010	<0.010	<0.010	<0.010	<0.25	<0.010	<0.50	<0.010
04/21/15	<0.001	1.11	<0.001	<0.001	<0.005	4.19	<0.001	<0.010	0.0862	0.0495	<0.002	<0.001	<0.001	<0.001	<0.001	0.00288	<0.025	<0.001	<0.050	<0.001	
06/12/15	<0.001	1.02	<0.001	<0.001	<0.005	3.29	<0.001	<0.010	0.126	0.116	<0.003	<0.001	<0.001	<0.001	<0.001	0.00353	<0.025	<0.001	0.189	<0.001	
07/06/15	<0.001	1.33	<0.001	<0.001	<0.005	2.41	<0.001	<0.010	0.0824	0.369	<0.003	<0.001	<0.001	0.00138	<0.001	0.00340	<0.025	<0.001	0.200	<0.001	
MW-4I	11/09/09	<0.01	<0.01	<0.01	<0.01	<0.01	0.0492	<0.01	<0.01	<0.01	<0.01	<0.01	<0.01	<0.01	<0.01	<0.01	NA	<0.01	NA	<0.01	
	05/17/12	<0.001	<0.001	<0.001	<0.001	<0.005	0.020	<0.005	<0.001	<0.001	<0.001	<0.003	<0.001	<0.001	<0.001	<0.001	<0.001	<0.05	<0.005	<0.01	<0.001
	01/03/13	<0.001	<0.001	<0.001	<0.001	<0.005	0.018	<0.005	<0.001	<0.001	<0.001	<0.003	<0.001	<0.001	<0.001	<0.001	<0.001	<0.05	<0.005	<0.01	<0.001
	08/20/13	<0.001	<0.001	<0.001	<0.001	<0.005	0.0342	<0.005	<0.001	<0.001	<0.001	<0.003	<0.001	<0.001	<0.001	<0.001	<0.001	<0.005	<0.001	<0.050	<0.001
	12/17/13	<0.001	<0.001	<0.001	<0.001	<0.005	0.0271	<0.001	<0.001	<0.001	<0.001	<0.003	<0.001	<0.001	<0.001	<0.001	<0.001	<0.005	<0.001	<0.050	<0.001
	02/26/14	<0.001	<0.001	<0.001	<0.001	<0.005	0.0293	<0.001	<0.001	<0.001	<0.001	<0.003	<0.001	<0.001	<0.001	<0.001	<0.001	<0.005	<0.001	<0.050	<0.001
	03/27/14	<0.001	<0.001	<0.001	<0.001	<0.005	0.0304	<0.001	<0.001	<0.001	<0.001	<0.003	<0.001	<0.001	<0.001	<0.001	<0.001	<0.025	<0.001	<0.050	<0.001
	04/24/14	<0.001	<0.001	<0.001	<0.001	<0.005	0.0288	<0.001	<0.001	<0.001	<0.001	<0.003	<0.001	<0.001	<0.001	<0.001	<0.001	<0.025	<0.001	<0.050	<0.001
	07/09/14	<0.001	<0.001	<0.001	<0.001	<0.005	0.0419	<0.001	<0.001	<0.001	<0.001	<0.002	<0.001	<0.001	<0.001	<0.001	<0.001	<0.025	<0.001	<0.050	<0.001
	10/08/14	<0.001	<0.001	<0.001	<0.001	<0.005	0.0389	<0.001	<0.001	<0.001	<0.001	<0.003	<0.001	<0.001	<0.001	<0.001	<0.001	<0.025	<0.001	<0.050	<0.001
	01/06/15	<0.001	<0.001	<0.001	<0.001	<0.005	0.0325	<0.001	<0.001	<0.001	<0.001	<0.003	<0.001	<0.001	<0.001	<0.001	<0.001	<0.025	<0.001	<0.050	<0.001
	04/21/15	<0.001	<0.001	<0.001	<0.001	<0.005	0.0448	<0.001	<0.001	<0.001	<0.001	<0.002	<0.001	<0.001	<0.001	<0.001	<0.001	<0.025	<0.001	<0.050	<0.001
	06/12/15	<0.001	<0.001	<0.001	<0.001	<0.005	0.0760	<0.001	<0.001	<0.001	<0.001	<0.003	<0.001	<0.001	<0.001	<0.001	<0.001	<0.025	<0.001	<0.050	<0.001
07/06/15	<0.001	<0.001	<0.001	<0.001	<0.005	0.0491	<0.001	<0.001	<0.001	<0.001	<0.003	<0.001	<0.001	<0.001	<0.001	<0.001	<0.025	<0.001	<0.050	<0.001	

Table 1: Analytical Data for Groundwater

DSCA ID No.: DC320013

Groundwater Sampling Point	Sampling Date (mm/dd/yy)	Benzene	cis-1,2-Dichloroethylene	Ethylbenzene	Methyl tert-butyl ether (MTBE)	Naphthalene	Tetrachloroethylene	Toluene	trans-1,2-Dichloroethylene	Trichloroethylene	Vinyl chloride	Xylenes (total)	1,2-Dichloroethane	1,1,1-Trichloroethane	1,1,2,2-Tetrachloroethane	1,1,2-Trichloroethane	1,1-Dichloroethylene	Acetone	Chloroform	2-Butanone (MEK)	Bromodichloromethane	
		[mg/L]																				
MW-10	09/03/08	0.0064	<0.005	0.22	<0.005	0.036	<0.005	<0.025	<0.005	<0.005	<0.005	0.20	<0.005	<0.005	<0.005	<0.005	<0.005	<0.25	<0.025	<0.050	<0.005	
	02/24/09	0.11	0.010	0.059	0.26	<0.05	<0.01	<0.05	<0.01	<0.01	<0.01	0.063	<0.01	<0.01	<0.01	<0.01	<0.01	<0.50	<0.05	<0.10	<0.01	
	05/15/09	0.049	<0.001	0.17	0.22	0.019	<0.001	0.013	<0.001	<0.001	<0.001	0.10	<0.001	<0.001	<0.001	<0.001	<0.001	0.21	<0.005	<0.01	<0.001	
	08/04/09	0.0120	<0.002	0.282	0.0234	0.0743	<0.002	0.0102	<0.002	<0.002	<0.002	0.264	<0.002	<0.002	<0.002	<0.002	<0.002	<0.050	<0.002	0.141	<0.002	
	05/17/12	0.0026	<0.001	0.021	<0.001	<0.005	<0.001	<0.005	<0.001	<0.001	<0.001	0.022	<0.001	<0.001	<0.001	<0.001	<0.001	<0.01	<0.005	<0.01	NA	
	08/21/13	<0.001	<0.001	0.0328	<0.001	<0.005	<0.001	<0.001	<0.001	<0.001	<0.001	0.00904	<0.001	<0.001	<0.001	<0.001	<0.001	<0.01	0.00524	<0.001	<0.050	<0.001
	12/16/13	0.00391	<0.001	0.0112	<0.001	0.00662	<0.001	0.00270	<0.001	<0.001	<0.001	0.00996	<0.001	<0.001	<0.001	<0.001	<0.001	<0.005	<0.001	<0.050	<0.001	
	02/28/14	0.000531J	0.000396J	<0.001	0.0136	0.000231J	0.00239	0.000959J	<0.001	0.000289J	<0.001	0.00160J	<0.001	<0.001	<0.001	<0.001	<0.001	<0.005	<0.001	<0.050	<0.001	
	03/27/14	<0.001	<0.001	<0.001	<0.001	<0.005	0.00126	<0.001	<0.001	<0.001	<0.001	<0.003	<0.001	<0.001	<0.001	<0.001	<0.001	<0.025	<0.001	<0.050	<0.001	
	04/25/14	<0.001	<0.001	<0.001	0.00207	<0.005	<0.001	<0.001	<0.001	<0.001	<0.001	<0.003	<0.001	<0.001	<0.001	<0.001	<0.001	<0.025	<0.001	<0.050	<0.001	
	07/08/14	<0.001	<0.001	<0.001	0.0262	<0.005	<0.001	<0.001	<0.001	<0.001	<0.001	<0.002	<0.001	<0.001	<0.001	<0.001	<0.001	<0.025	<0.001	<0.050	<0.001	
	10/08/14	<0.001	<0.001	<0.001	<0.001	<0.005	<0.001	<0.001	<0.001	<0.001	<0.001	<0.002	<0.001	<0.001	<0.001	<0.001	<0.001	<0.025	<0.001	<0.050	<0.001	
	01/06/15	<0.001	<0.001	<0.001	0.0311	<0.005	<0.001	<0.001	<0.001	<0.001	<0.001	<0.002	<0.001	<0.001	<0.001	<0.001	<0.001	<0.025	<0.001	<0.050	<0.001	
	04/21/15	<0.001	<0.001	<0.001	0.0391	<0.005	<0.001	<0.001	<0.001	<0.001	<0.001	<0.002	<0.001	<0.001	<0.001	<0.001	<0.001	<0.025	<0.001	<0.050	<0.001	
07/08/15	<0.001	<0.001	<0.001	<0.001	<0.005	<0.001	<0.001	<0.001	<0.001	<0.001	<0.003	<0.001	<0.001	<0.001	<0.001	<0.001	<0.025	<0.001	<0.050	<0.001		
MW-14S	11/10/09	<0.01	<0.01	<0.01	<0.01	<0.01	<0.01	<0.01	<0.01	<0.01	<0.01	<0.01	<0.01	<0.01	<0.01	<0.01	<0.01	NA	<0.01	NA	<0.01	
	05/18/12	<0.001	<0.001	<0.001	<0.001	<0.005	0.023	<0.005	<0.001	<0.001	<0.001	<0.003	<0.001	<0.001	<0.001	<0.001	<0.001	<0.05	<0.005	<0.010	<0.001	
	08/22/13	<0.001	<0.001	<0.001	<0.001	<0.005	0.112	<0.001	<0.001	<0.001	<0.001	<0.002	<0.001	<0.001	<0.001	<0.001	<0.001	<0.005	<0.001	<0.050	<0.001	
	12/20/13	<0.001	<0.001	<0.001	<0.001	<0.005	0.0312	<0.001	<0.001	<0.001	<0.001	<0.003	<0.001	<0.001	<0.001	<0.001	<0.001	<0.005	<0.001	<0.050	<0.001	
	02/27/14	<0.001	<0.001	<0.001	<0.001	<0.005	0.0706	<0.001	<0.001	<0.001	<0.001	<0.003	<0.001	<0.001	<0.001	<0.001	<0.001	<0.005	<0.001	<0.050	<0.001	
	03/27/14	<0.001	<0.001	<0.001	<0.001	<0.005	0.146	<0.001	<0.001	<0.001	<0.001	<0.003	<0.001	<0.001	<0.001	<0.001	<0.001	<0.025	<0.001	<0.050	<0.001	
	04/24/14	<0.001	0.00293	<0.001	<0.001	<0.005	0.0368	<0.001	<0.001	<0.001	<0.001	<0.003	<0.001	<0.001	<0.001	<0.001	<0.001	<0.025	<0.001	<0.050	<0.001	
	07/09/14	<0.001	0.00234	<0.001	<0.001	<0.005	0.0554	<0.001	<0.001	<0.001	<0.001	<0.002	<0.001	<0.001	<0.001	<0.001	<0.001	<0.025	<0.001	<0.050	<0.001	
	10/07/14	<0.001	0.00240	<0.001	<0.001	<0.005	0.108	<0.001	<0.001	<0.001	<0.001	<0.002	<0.001	<0.001	<0.001	<0.001	<0.001	<0.025	<0.001	<0.050	<0.001	
	01/05/15	<0.001	<0.001	<0.001	<0.001	<0.005	0.0606	<0.001	<0.001	<0.001	<0.001	<0.002	<0.001	<0.001	<0.001	<0.001	<0.001	<0.025	<0.001	<0.050	<0.001	
	04/21/15	<0.001	<0.001	<0.001	<0.001	<0.005	0.0257	<0.001	<0.001	<0.001	<0.001	<0.002	<0.001	<0.001	<0.001	<0.001	<0.001	<0.025	<0.001	<0.050	<0.001	
07/07/15	<0.001	<0.001	<0.001	<0.001	<0.005	0.0884	<0.001	<0.001	<0.001	<0.001	<0.003	<0.001	<0.001	<0.001	<0.001	<0.001	<0.025	<0.001	<0.050	<0.001		

Table 1: Analytical Data for Groundwater

ADT 1

DSCA ID No.: DC320013

Groundwater Sampling Point	Sampling Date (mm/dd/yy)	Benzene	cis-1,2-Dichloroethylene	Ethylbenzene	Methyl tert-butyl ether (MTBE)	Naphthalene	Tetrachloroethylene	Toluene	trans-1,2-Dichloroethylene	Trichloroethylene	Vinyl chloride	Xylenes (total)	1,2-Dichloroethane	1,1,1-Trichloroethane	1,1,2,2-Tetrachloroethane	1,1,2-Trichloroethane	1,1-Dichloroethylene	Acetone	Chloroform	2-Butanone (MEK)	Bromodichloromethane
		[mg/L]																			
MW-14I	11/09/09	<0.01	<0.01	<0.01	<0.01	<0.01	<0.01	<0.01	<0.01	<0.01	<0.01	<0.01	<0.01	<0.01	<0.01	<0.01	<0.01	NA	<0.01	NA	<0.01
	05/18/12	<0.001	<0.001	<0.001	<0.001	<0.005	<0.001	<0.005	<0.001	<0.001	<0.001	<0.003	<0.001	<0.001	<0.001	<0.001	<0.001	<0.05	<0.005	<0.01	<0.001
	01/03/13	<0.001	<0.001	<0.001	<0.001	<0.005	0.0015	<0.005	<0.001	<0.001	<0.001	<0.003	<0.001	<0.001	<0.001	<0.001	<0.001	<0.05	<0.005	<0.01	<0.001
	08/22/13	<0.001	<0.001	<0.001	<0.001	<0.005	0.00108	<0.001	<0.001	<0.001	<0.001	<0.002	<0.001	<0.001	<0.001	<0.001	<0.001	<0.005	<0.001	<0.050	<0.001
	12/19/13	<0.001	<0.001	<0.001	<0.001	<0.005	0.00133	<0.001	<0.001	<0.001	<0.001	<0.003	<0.001	<0.001	<0.001	<0.001	<0.001	<0.005	<0.001	<0.050	<0.001
	02/27/14	<0.001	<0.001	<0.001	<0.001	<0.005	<0.001	<0.001	<0.001	<0.001	<0.001	<0.003	<0.001	<0.001	<0.001	<0.001	<0.001	<0.005	<0.001	<0.050	<0.001
	03/27/14	<0.001	<0.001	<0.001	<0.001	<0.005	0.00109	<0.001	<0.001	<0.001	<0.001	<0.003	<0.001	<0.001	<0.001	<0.001	<0.001	<0.025	<0.001	<0.050	<0.001
	04/24/14	<0.001	<0.001	<0.001	<0.001	<0.005	<0.001	<0.001	<0.001	<0.001	<0.001	<0.003	<0.001	<0.001	<0.001	<0.001	<0.001	<0.025	<0.001	<0.050	<0.001
	07/09/14	<0.001	<0.001	<0.001	<0.001	<0.005	<0.001	<0.001	<0.001	<0.001	<0.001	<0.002	<0.001	<0.001	<0.001	<0.001	<0.001	<0.025	<0.001	<0.050	<0.001
	10/07/14	<0.001	<0.001	<0.001	<0.001	<0.005	<0.001	<0.001	<0.001	<0.001	<0.001	<0.002	<0.001	<0.001	<0.001	<0.001	<0.001	<0.025	<0.001	<0.050	<0.001
	01/05/15	<0.001	<0.001	<0.001	<0.001	<0.005	<0.001	<0.001	<0.001	<0.001	<0.001	<0.002	<0.001	<0.001	<0.001	<0.001	<0.001	<0.025	<0.001	<0.050	<0.001
04/21/15	<0.001	<0.001	<0.001	<0.001	<0.005	<0.001	<0.001	<0.001	<0.001	<0.001	<0.002	<0.001	<0.001	<0.001	<0.001	<0.001	<0.025	<0.001	<0.050	<0.001	
07/07/15	<0.001	<0.001	<0.001	<0.001	<0.005	<0.001	<0.001	<0.001	<0.001	<0.001	<0.003	<0.001	<0.001	<0.001	<0.001	<0.001	<0.025	<0.001	<0.050	<0.001	
MW-15S	11/09/09	<0.01	<0.01	<0.01	<0.01	<0.01	7.05	<0.01	<0.01	<0.01	<0.01	<0.01	<0.01	<0.01	<0.01	<0.01	<0.01	NA	<0.01	NA	<0.01
	08/19/13	<0.001	<0.001	<0.001	<0.001	<0.005	15	<0.001	<0.001	0.00606	<0.001	<0.002	<0.001	<0.001	<0.001	0.00471	<0.001	<0.005	<0.001	<0.050	<0.001
	12/20/13	<0.001	<0.001	<0.001	<0.001	<0.005	13.1	<0.001	<0.001	0.00455	<0.001	<0.003	<0.001	<0.001	<0.001	0.00295	<0.001	<0.005	<0.001	<0.050	<0.001
	02/26/14	<0.001	<0.001	<0.001	<0.001	<0.005	3.76	<0.001	<0.001	0.0249	<0.001	<0.003	<0.001	<0.001	<0.001	0.00179	0.00109	<0.005	<0.001	6.25	<0.001
	03/26/14	<0.001	0.280	<0.001	<0.001	<0.005	6.11	<0.001	<0.001	0.0740	<0.001	<0.003	<0.001	<0.001	<0.001	0.00167	0.00255	<0.025	<0.001	4.64	<0.001
	04/25/14	<0.001	0.380	<0.001	<0.001	<0.005	4.43	<0.001	<0.001	0.105	<0.001	<0.003	<0.001	<0.001	<0.001	0.00164	0.00308	0.729	<0.001	8.65	<0.001
	07/10/14	<0.001	1.43	<0.001	<0.001	<0.005	4.09	<0.001	<0.001	0.832	0.00265	<0.002	<0.001	<0.001	<0.001	<0.001	0.00606	<0.025	<0.001	16.9	<0.001
	10/08/14	<0.010	4.07	<0.010	<0.010	<0.050	0.0552	<0.010	<0.010	0.0144	0.396	<0.020	<0.010	<0.010	<0.010	<0.010	<0.010	1.66	<0.010	11.1	<0.010
	01/06/15	<0.010	0.481	<0.010	<0.010	<0.050	0.194	<0.010	<0.010	0.0199	0.404	<0.020	<0.010	<0.010	<0.010	<0.010	0.00153	0.148	<0.010	0.251	<0.010
	04/22/15	<0.001	0.803	<0.001	<0.001	<0.005	0.289	<0.001	<0.010	0.0376	0.301	<0.002	<0.001	<0.001	<0.001	<0.001	0.00272	0.0536	<0.001	<0.050	<0.001
07/07/15	<0.001	1.54	<0.001	<0.001	<0.005	0.172	<0.001	<0.020	0.0355	0.345	<0.003	<0.001	<0.001	<0.001	<0.001	0.00435	0.163	<0.001	<0.050	<0.001	

Table 1: Analytical Data for Groundwater

ADT 1

DSCA ID No.: DC320013

Groundwater Sampling Point	Sampling Date (mm/dd/yy)	Benzene	cis-1,2-Dichloroethylene	Ethylbenzene	Methyl tert-butyl ether (MTBE)	Naphthalene	Tetrachloroethylene	Toluene	trans-1,2-Dichloroethylene	Trichloroethylene	Vinyl chloride	Xylenes (total)	1,2-Dichloroethane	1,1,1-Trichloroethane	1,1,2,2-Tetrachloroethane	1,1,2-Trichloroethane	1,1-Dichloroethylene	Acetone	Chloroform	2-Butanone (MEK)	Bromodichloromethane
		[mg/L]																			
MW-15I	11/09/09	<0.01	<0.01	<0.01	<0.01	<0.01	0.00835	<0.01	<0.01	<0.01	<0.01	<0.01	<0.01	<0.01	<0.01	<0.01	<0.01	NA	<0.01	NA	<0.01
	08/19/13	<0.001	<0.001	<0.001	<0.001	<0.005	0.00342	<0.001	<0.001	<0.001	<0.001	<0.002	<0.001	<0.001	<0.001	<0.001	<0.001	<0.005	<0.001	<0.050	<0.001
	12/17/13	<0.001	<0.001	<0.001	<0.001	<0.005	0.00420	<0.001	<0.001	<0.001	<0.001	<0.003	<0.001	<0.001	<0.001	<0.001	<0.001	<0.005	<0.001	<0.050	<0.001
	02/26/14	<0.001	<0.001	<0.001	<0.001	<0.005	0.0449	0.00101	<0.001	<0.001	<0.001	<0.003	<0.001	<0.001	<0.001	<0.001	<0.001	<0.005	<0.001	<0.050	<0.001
	03/26/14	<0.001	<0.001	<0.001	<0.001	<0.005	0.0266	<0.001	<0.001	<0.001	<0.001	<0.003	<0.001	<0.001	<0.001	<0.001	<0.001	<0.025	<0.001	<0.050	<0.001
	04/25/14	<0.001	<0.001	<0.001	<0.001	<0.005	0.0173	<0.001	<0.001	<0.001	<0.001	<0.003	<0.001	<0.001	<0.001	<0.001	<0.001	<0.025	<0.001	<0.050	<0.001
	07/10/14	<0.001	<0.001	<0.001	<0.001	<0.005	0.00936	<0.001	<0.001	<0.001	<0.001	<0.002	<0.001	<0.001	<0.001	<0.001	<0.001	<0.025	<0.001	<0.050	<0.001
	10/08/14	<0.001	<0.001	<0.001	<0.001	<0.005	0.00446	<0.001	<0.001	<0.001	<0.001	<0.002	<0.001	<0.001	<0.001	<0.001	<0.001	<0.025	<0.001	<0.050	<0.001
	01/06/15	<0.001	<0.001	<0.001	<0.001	<0.005	0.00351	<0.001	<0.001	<0.001	<0.001	<0.002	<0.001	<0.001	<0.001	<0.001	<0.001	<0.025	<0.001	<0.050	<0.001
	04/22/15	<0.001	0.00344	<0.001	<0.001	<0.005	0.0133	<0.001	<0.001	<0.001	<0.001	<0.002	<0.001	<0.001	<0.001	<0.001	<0.001	<0.025	<0.001	<0.050	<0.001
07/07/15	<0.001	<0.001	<0.001	<0.001	<0.005	0.00112	<0.001	<0.001	<0.001	<0.001	<0.003	<0.001	<0.001	<0.001	<0.001	<0.001	<0.025	<0.001	<0.050	<0.001	
MW-16S	11/10/09	<0.01	<0.01	<0.01	<0.01	<0.01	0.0706	<0.01	<0.01	<0.01	<0.01	<0.01	<0.01	<0.01	<0.01	<0.01	<0.01	NA	<0.01	NA	<0.01
	05/18/12	<0.001	<0.001	<0.001	<0.001	<0.005	0.083	<0.005	<0.001	<0.001	<0.001	<0.003	<0.001	<0.001	<0.001	<0.001	<0.001	<0.05	<0.005	<0.01	<0.001
	01/03/13	<0.001	<0.001	<0.001	<0.001	<0.005	0.096	<0.005	<0.001	<0.001	<0.001	<0.003	<0.001	<0.001	<0.001	<0.001	<0.001	<0.05	<0.005	<0.01	<0.001
	08/21/13	<0.001	<0.001	<0.001	<0.001	<0.005	0.103	<0.001	<0.001	<0.001	<0.001	<0.002	<0.001	<0.001	<0.001	<0.001	<0.001	<0.005	<0.001	<0.050	<0.001
	12/19/13	<0.001	<0.001	<0.001	<0.001	<0.005	0.112	<0.001	<0.001	<0.001	<0.001	<0.003	<0.001	<0.001	<0.001	<0.001	<0.001	<0.005	<0.001	<0.050	<0.001
	02/27/14	<0.001	<0.001	<0.001	<0.001	<0.005	0.0444	<0.001	<0.001	<0.001	<0.001	<0.003	<0.001	<0.001	<0.001	<0.001	<0.001	<0.005	<0.001	<0.050	<0.001
	03/27/14	<0.001	<0.001	<0.001	<0.001	<0.005	0.0250	<0.001	<0.001	<0.001	<0.001	<0.003	<0.001	<0.001	<0.001	<0.001	<0.001	<0.025	<0.001	<0.050	<0.001
	04/23/14	<0.001	<0.001	<0.001	<0.001	<0.005	0.110	<0.001	<0.001	<0.001	<0.001	<0.003	<0.001	<0.001	<0.001	<0.001	<0.001	<0.025	<0.001	<0.050	<0.001
	07/10/14	<0.001	<0.001	<0.001	<0.001	<0.005	0.0552	<0.001	<0.001	<0.001	<0.001	<0.002	<0.001	<0.001	<0.001	<0.001	<0.001	<0.025	<0.001	<0.050	<0.001
	10/06/14	<0.001	<0.001	<0.001	<0.001	<0.005	0.0356	<0.001	<0.001	<0.001	<0.001	<0.002	<0.001	<0.001	<0.001	<0.001	<0.001	<0.025	<0.001	<0.050	<0.001
	01/06/15	<0.001	<0.001	<0.001	<0.001	<0.005	0.291	<0.001	<0.001	<0.001	<0.001	<0.002	<0.001	<0.001	<0.001	<0.001	<0.001	<0.025	<0.001	<0.050	<0.001
04/21/15	<0.001	0.00104	<0.001	<0.001	<0.005	0.196	<0.001	<0.001	<0.001	<0.001	<0.002	<0.001	<0.001	<0.001	<0.001	<0.001	<0.025	<0.001	<0.050	<0.001	
07/07/15	<0.001	<0.001	<0.001	<0.001	<0.005	0.185	<0.001	<0.001	<0.001	<0.001	<0.003	<0.001	<0.001	<0.001	<0.001	<0.001	<0.025	<0.001	<0.050	<0.001	

Table 1: Analytical Data for Groundwater

ADT 1

DSCA ID No.: DC320013

Groundwater Sampling Point	Sampling Date (mm/dd/yy)	Benzene	cis-1,2-Dichloroethylene	Ethylbenzene	Methyl tert-butyl ether (MTBE)	Naphthalene	Tetrachloroethylene	Toluene	trans-1,2-Dichloroethylene	Trichloroethylene	Vinyl chloride	Xylenes (total)	1,2-Dichloroethane	1,1,1-Trichloroethane	1,1,2,2-Tetrachloroethane	1,1,2-Trichloroethane	1,1-Dichloroethylene	Acetone	Chloroform	2-Butanone (MEK)	Bromodichloromethane	
		[mg/L]																				
MW-16I	11/10/09	<0.01	<0.01	<0.01	<0.01	<0.01	<0.01	<0.01	<0.01	<0.01	<0.01	<0.01	<0.01	<0.01	<0.01	<0.01	<0.01	NA	<0.01	NA	<0.01	
	05/18/12	<0.001	<0.001	<0.001	<0.001	<0.005	<0.001	<0.005	<0.001	<0.001	<0.001	<0.003	<0.001	<0.001	<0.001	<0.001	<0.001	<0.05	<0.005	<0.01	NA	
	01/03/13	<0.001	<0.001	<0.001	<0.001	<0.005	<0.001	<0.005	<0.001	<0.001	<0.001	<0.003	<0.0010	<0.0010	<0.0010	<0.0010	<0.0010	<0.05	<0.005	<0.01	<0.001	
	08/21/13	<0.001	<0.001	<0.001	<0.001	<0.005	<0.001	<0.001	<0.001	<0.001	<0.001	<0.002	<0.001	<0.001	<0.001	<0.001	<0.001	<0.001	<0.005	<0.001	<0.050	<0.001
	12/19/13	<0.001	<0.001	<0.001	<0.001	<0.005	<0.001	<0.001	<0.001	<0.001	<0.001	<0.003	<0.001	<0.001	<0.001	<0.001	<0.001	<0.001	<0.005	<0.001	<0.050	<0.001
	02/27/14	<0.001	<0.001	<0.001	<0.001	<0.005	<0.001	<0.001	<0.001	<0.001	<0.001	<0.003	<0.001	<0.001	<0.001	<0.001	<0.001	<0.001	<0.005	<0.001	<0.050	<0.001
	03/27/14	<0.001	<0.001	<0.001	<0.001	<0.005	<0.001	<0.001	<0.001	<0.001	<0.001	<0.003	<0.001	<0.001	<0.001	<0.001	<0.001	<0.001	<0.025	<0.001	<0.050	<0.001
	04/23/14	<0.001	<0.001	<0.001	<0.001	<0.005	<0.001	<0.001	<0.001	<0.001	<0.001	<0.003	<0.001	<0.001	<0.001	<0.001	<0.001	<0.001	<0.025	<0.001	<0.050	<0.001
	07/10/14	<0.001	<0.001	<0.001	<0.001	<0.005	<0.001	<0.001	<0.001	<0.001	<0.001	<0.002	<0.001	<0.001	<0.001	<0.001	<0.001	<0.001	<0.025	<0.001	<0.050	<0.001
	10/06/14	<0.001	<0.001	<0.001	<0.001	<0.005	<0.001	<0.001	<0.001	<0.001	<0.001	<0.002	<0.001	<0.001	<0.001	<0.001	<0.001	<0.001	<0.025	<0.001	<0.050	<0.001
	01/05/15	<0.001	<0.001	<0.001	<0.001	<0.005	<0.001	<0.001	<0.001	<0.001	<0.001	<0.002	<0.001	<0.001	<0.001	<0.001	<0.001	<0.001	<0.025	<0.001	<0.050	<0.001
	04/21/15	<0.001	<0.001	<0.001	<0.001	<0.005	<0.001	<0.001	<0.001	<0.001	<0.001	<0.002	<0.001	<0.001	<0.001	<0.001	<0.001	<0.001	<0.025	<0.001	<0.050	<0.001
07/07/15	<0.001	<0.001	<0.001	<0.001	<0.005	<0.001	<0.001	<0.001	<0.001	<0.001	<0.003	<0.001	<0.001	<0.001	<0.001	<0.001	<0.001	<0.025	<0.001	<0.050	<0.001	
MW-18	11/25/09	<0.025	<0.025	<0.025	<0.025	<0.12	0.72	<0.12	<0.025	<0.025	<0.025	<0.075	<0.025	<0.025	<0.025	<0.025	<0.025	<1.2	<0.12	<0.25	<0.025	
	05/18/12	<0.01	<0.01	<0.01	<0.01	<0.05	0.79	<0.05	<0.01	<0.01	<0.01	<0.03	<0.01	<0.01	<0.01	<0.01	<0.01	<0.50	<0.05	<0.10	<0.01	
	08/19/13	<0.001	0.00296	<0.001	<0.001	<0.005	1.10	<0.001	<0.001	<0.001	<0.001	<0.002	<0.001	<0.001	<0.001	<0.001	<0.001	<0.005	<0.001	<0.050	<0.001	
	12/17/13	<0.001	0.00239	<0.001	<0.001	<0.005	1.18	<0.001	<0.001	<0.001	<0.001	<0.003	<0.001	<0.001	<0.001	<0.001	<0.001	<0.005	<0.001	<0.050	<0.001	
	02/26/14	<0.001	0.00267	<0.001	<0.001	<0.005	0.949	<0.001	<0.001	<0.001	<0.001	<0.003	<0.001	<0.001	<0.001	<0.001	<0.001	<0.005	<0.001	<0.050	<0.001	
	03/26/14	<0.001	0.00265	<0.001	<0.001	<0.005	1.47	<0.001	<0.001	<0.001	<0.001	<0.003	<0.001	<0.001	<0.001	<0.001	<0.001	<0.025	<0.001	<0.050	<0.001	
	04/24/14	<0.001	0.00342	<0.001	<0.001	<0.005	1.32	<0.001	<0.001	0.00108	<0.001	<0.003	<0.001	<0.001	<0.001	<0.001	<0.001	<0.025	<0.001	<0.050	<0.001	
	07/08/14	<0.001	0.00252	<0.001	<0.001	<0.005	1.16	<0.001	<0.001	<0.001	<0.001	<0.002	<0.001	<0.001	<0.001	<0.001	<0.001	<0.025	<0.001	<0.050	<0.001	
	10/08/14	<0.005	<0.005	<0.005	<0.005	<0.025	0.928	<0.005	<0.005	<0.005	<0.005	<0.010	<0.005	<0.005	<0.005	<0.005	<0.005	<0.005	<0.125	<0.005	<0.25	<0.005
	01/06/15	<0.005	<0.005	<0.005	<0.005	<0.025	0.991	<0.005	<0.005	<0.005	<0.005	<0.010	<0.005	<0.005	<0.005	<0.005	<0.005	<0.005	<0.125	<0.005	<0.25	<0.005
04/20/15	<0.001	0.00446	<0.001	<0.001	<0.005	1.09	<0.001	<0.001	<0.001	<0.001	<0.002	<0.001	<0.001	<0.001	<0.001	<0.001	<0.001	<0.025	<0.001	<0.050	<0.001	
07/07/15	<0.001	0.00205	<0.001	<0.001	<0.005	0.577	<0.001	<0.001	<0.001	<0.001	<0.003	<0.001	<0.001	<0.001	<0.001	<0.001	<0.001	<0.025	<0.001	<0.050	<0.001	

Table 1: Analytical Data for Groundwater

ADT 1

DSCA ID No.: DC320013

Groundwater Sampling Point	Sampling Date (mm/dd/yy)	Benzene	cis-1,2-Dichloroethylene	Ethylbenzene	Methyl tert-butyl ether (MTBE)	Naphthalene	Tetrachloroethylene	Toluene	trans-1,2-Dichloroethylene	Trichloroethylene	Vinyl chloride	Xylenes (total)	1,2-Dichloroethane	1,1,1-Trichloroethane	1,1,2,2-Tetrachloroethane	1,1,1-Trichloroethane	1,1-Dichloroethylene	Acetone	Chloroform	2-Butanone (MEK)	Bromodichloromethane	
		[mg/L]																				
MW-21	08/20/13	<0.001	<0.001	<0.001	<0.001	<0.005	0.00114	<0.001	<0.001	<0.001	<0.001	<0.002	<0.001	<0.001	<0.001	<0.001	<0.001	<0.005	0.00108	<0.050	<0.001	
	12/16/13	<0.001	<0.001	<0.001	<0.001	<0.005	<0.001	<0.001	<0.001	<0.001	<0.001	<0.003	<0.001	<0.001	<0.001	<0.001	<0.001	<0.005	<0.001	<0.050	<0.001	
	02/26/14	<0.001	<0.001	<0.001	<0.001	<0.005	<0.001	<0.001	<0.001	<0.001	<0.001	<0.003	<0.001	<0.001	<0.001	<0.001	<0.001	<0.005	<0.001	<0.050	<0.001	
	03/27/14	<0.001	<0.001	<0.001	<0.001	<0.005	<0.001	<0.001	<0.001	<0.001	<0.001	<0.003	<0.001	<0.001	<0.001	<0.001	<0.001	<0.005	<0.001	<0.050	<0.001	
	04/25/14	<0.001	<0.001	<0.001	<0.001	<0.005	0.00107	<0.001	<0.001	<0.001	<0.001	<0.003	<0.001	<0.001	<0.001	<0.001	<0.001	<0.005	<0.001	<0.050	<0.001	
	07/08/14	<0.001	<0.001	<0.001	<0.001	<0.005	<0.001	<0.001	<0.001	<0.001	<0.001	<0.002	<0.001	<0.001	<0.001	<0.001	<0.001	<0.005	<0.001	<0.050	<0.001	
	10/07/14	<0.001	<0.001	<0.001	<0.001	<0.005	<0.001	<0.001	<0.001	<0.001	<0.001	<0.002	<0.001	<0.001	<0.001	<0.001	<0.001	<0.005	<0.001	<0.050	<0.001	
	01/06/15	<0.001	<0.001	<0.001	<0.001	<0.005	<0.001	<0.001	<0.001	<0.001	<0.001	<0.002	<0.001	<0.001	<0.001	<0.001	<0.001	<0.005	<0.001	<0.050	<0.001	
	04/20/15	<0.001	<0.001	<0.001	<0.001	<0.005	<0.001	<0.001	<0.001	<0.001	<0.001	<0.002	<0.001	<0.001	<0.001	<0.001	<0.001	<0.005	<0.001	<0.050	<0.001	
07/07/15	<0.001	<0.001	<0.001	<0.001	<0.005	<0.001	<0.001	<0.001	<0.001	<0.001	<0.003	<0.001	<0.001	<0.001	<0.001	<0.001	<0.005	<0.001	<0.050	<0.001		
MW-22S	01/03/13	<0.001	<0.001	<0.001	<0.001	<0.005	<0.001	0.077	<0.001	<0.001	0.0065	<0.003	<0.001	<0.001	<0.001	<0.001	<0.001	0.54	<0.025	5.7	<0.001	
	01/09/13	<0.05	0.056	<0.05	<0.05	<0.05	0.37	0.34	<0.05	<0.05	<0.05	<0.15	<0.05	<0.05	<0.05	<0.05	<0.05	<2.5	<0.025	6.9	<0.05	
	08/21/13	<0.001	0.00197	0.00209	<0.001	<0.005	<0.001	0.00197	<0.001	0.00147	0.0239	<0.002	<0.001	<0.001	<0.001	<0.001	<0.001	<0.005	<0.001	<0.050	<0.001	
	12/17/13	<0.001	0.216	<0.001	<0.001	<0.005	0.00537	0.00259	0.00384	0.0639	0.254	<0.003	<0.001	<0.001	<0.001	<0.001	<0.001	<0.005	<0.001	<0.050	<0.001	
	02/28/14	<0.01	0.0383	<0.01	<0.01	<0.05	0.00179J	0.950	<0.01	<0.01	0.0202	<0.03	<0.01	<0.01	<0.01	<0.01	<0.01	1.4	0.00296J	0.502	<0.01	
	03/28/14	<0.001	<0.001	0.00263	<0.001	<0.005	0.00121	3.06	<0.001	<0.001	<0.001	<0.003	<0.001	<0.001	<0.001	<0.001	<0.001	0.172	<0.001	0.0689	<0.001	
	04/24/14	<0.001	0.00972	0.00227	<0.001	<0.005	0.00717	0.973	<0.001	0.00622	0.00491	<0.003	0.00972	<0.001	<0.001	<0.001	<0.001	<0.001	<0.025	<0.001	<0.050	<0.001
	07/10/14	<0.001	<0.001	0.00127	<0.001	<0.005	<0.001	0.00379	<0.001	<0.001	0.00158	<0.002	<0.001	<0.001	<0.001	<0.001	<0.001	<0.005	<0.001	<0.050	<0.001	
	10/07/14	<0.001	0.00159	<0.001	<0.001	<0.005	<0.001	0.00167	<0.001	<0.001	0.0124	<0.002	<0.001	<0.001	<0.001	<0.001	<0.001	<0.005	<0.001	<0.050	<0.001	
	01/06/15	<0.001	0.00473	<0.001	<0.001	<0.005	0.00227	0.00170	<0.001	0.00156	0.0467	<0.002	<0.001	<0.001	<0.001	<0.001	<0.001	<0.005	<0.001	<0.050	<0.001	
04/21/15	<0.001	0.0191	<0.001	<0.001	<0.005	0.00457	<0.001	<0.001	0.00816	0.0387	<0.002	<0.001	<0.001	<0.001	<0.001	<0.001	<0.005	<0.001	<0.050	<0.001		
07/08/15	<0.001	0.0236	<0.001	<0.001	<0.005	0.0462	0.00175	<0.001	0.0297	0.0695	<0.003	<0.001	<0.001	<0.001	<0.001	<0.001	<0.005	<0.001	<0.050	<0.001		
MW-22I	01/03/13	<0.1	2.8	<0.1	<0.1	<0.1	67	<0.5	<0.1	1.4	<0.1	<0.3	<0.1	<0.1	<0.1	<0.1	<0.1	<5.0	<0.5	1.3	<0.1	
	01/11/13	<0.5	4.1	<0.5	<0.5	<0.5	70	<2.5	<0.5	1.6	<0.5	<1.5	<0.5	<0.5	<0.5	<0.5	<0.5	<25	<2.5	<5.0	<0.5	
	08/21/13	<0.001	1.26	<0.001	<0.001	<0.005	57.7	0.00895	<0.05	1.04	0.0596	<0.002	<0.001	<0.001	<0.001	0.0290	0.0138	0.0558	0.00852	<0.050	<0.001	
	12/16/13	<0.001	0.380	<0.001	<0.001	<0.005	70.7	0.00924	0.00593	0.451	0.0375	<0.003	<0.001	<0.001	<0.001	0.0410	0.00983	0.0435	0.0107	<0.050	<0.001	
	02/28/14	<0.1	14.7	<0.1	<0.1	<0.5	12.1	0.0420J	0.187	2.77	0.0967J	<0.3	<0.1	<0.1	<0.1	<0.1	0.0826J	0.617J	0.0333J	4.36J	<0.1	
	03/28/14	0.00143	17.6	<0.001	<0.001	<0.005	9.61	0.0349	0.121	2.06	0.0835	<0.003	<0.001	<0.001	<0.001	0.0177	0.0777	0.581	0.0014	<5.0	<0.001	
	04/24/14	0.00102	47.2	<0.001	<0.001	<0.005	0.0147	0.0110	<1.0	0.00925	0.172	<0.003	0.00266	<0.001	<0.001	0.00516	0.192	0.406	<0.001	<0.050	<0.001	
	07/10/14	<0.001	64.4	<0.001	<0.001	<0.005	0.858	0.0107	<0.001	0.0708	0.261	<0.002	0.00438	<0.001	<0.001	0.00437	0.189	<0.025	0.0011	<0.050	<0.001	
	10/07/14	<0.001	53.4	<0.001	<0.001	<0.005	1.03	<0.001	<0.001	0.0864	0.681	<0.002	<0.001	<0.001	<0.001	<0.001	0.157	1.55	<0.001	4.84	<0.001	
	01/06/15	<0.025	27.1	<0.025	<0.025	<0.125	2.02	<0.025	<0.250	0.3440	13.9	<0.050	<0.025	<0.025	<0.025	<0.025	0.0494	5.35	<0.025	<1.25	<0.025	
04/21/15	<0.001	4.60	<0.001	<0.001	<0.005	2.12	0.00486	<0.010	0.397	7.68	<0.002	0.00120	<0.001	<0.001	0.00153	0.0117	1.71	<0.001	0.981	<0.001		
07/08/15	<0.001	6.73	<0.001	<0.001	<0.005	1.18	0.00374	<0.1	0.278	4.74	<0.003	0.00150	<0.001	<0.001	0.00137	0.0115	0.845	<0.001	0.857	<0.001		

Table 1: Analytical Data for Groundwater

ADT 1

DSCA ID No.: DC320013

Groundwater Sampling Point	Sampling Date (mm/dd/yy)	Benzene	cis-1,2-Dichloroethylene	Ethylbenzene	Methyl tert-butyl ether (MTBE)	Naphthalene	Tetrachloroethylene	Toluene	trans-1,2-Dichloroethylene	Trichloroethylene	Vinyl chloride	Xylenes (total)	1,2-Dichloroethane	1,1,1-Trichloroethane	1,1,2,2-Tetrachloroethane	1,1,2-Trichloroethane	1,1-Dichloroethylene	Acetone	Chloroform	2-Butanone (MEK)	Bromodichloromethane
		[mg/L]																			
MW-23S	08/19/13	<0.001	0.00395	0.00133	<0.001	0.00592	80.9	0.00432	<0.001	0.0101	<0.001	0.00488	<0.001	<0.001	0.00542	0.0545	<0.001	0.0787	0.0149	<0.050	<0.001
	12/17/13	<0.001	0.0191	0.00141	<0.001	0.0105	92.4	0.00619	<0.001	0.0144	<0.001	0.00526	<0.001	<0.001	0.00412	0.0563	<0.001	0.180	0.0163	0.161	<0.001
	02/28/14	<0.1	0.0390J	<0.1	<0.1	0.0504J	49.4	<0.1	<0.1	0.348	<0.1	<0.3	<0.1	<0.1	<0.1	0.0399J	<0.1	0.593J	0.0436J	0.434J	<0.1
	03/28/14	<0.001	0.0159	<0.001	<0.001	0.00737	39.1	0.00256	0.00315	0.282	0.00197	<0.3	<0.001	<0.001	0.00140	0.0158	0.0195	0.255	0.00473	0.307	<0.001
	04/25/14	<0.001	0.0306	<0.001	<0.001	0.0146	59.5	0.00521	0.00365	0.399	0.00224	<0.3	<0.001	<0.001	0.00276	0.0283	0.0389	0.424	0.00917	0.659	<0.001
	07/10/14	<0.001	24.1	<0.001	<0.001	0.00832	34.5	0.00255	<0.001	1.37	0.0398	<0.002	0.00125	<0.001	0.00144	0.0116	0.0549	0.444	0.00427	<0.050	<0.001
	10/08/14	<0.050	21.1	<0.050	<0.050	<0.250	8.67	<0.050	<0.250	3.43	0.0611	<0.100	<0.050	<0.050	<0.050	<0.050	0.0527	1.74	<0.050	2.66	<0.001
	01/06/15	<0.020	19.2	<0.020	<0.020	<0.100	4.30	<0.020	<0.200	3.07	0.215	<0.040	<0.020	<0.020	<0.020	<0.020	0.0509	3.25	<0.020	5.44	<0.020
	04/22/15	<0.001	21.0	<0.001	<0.001	<0.005	4.08	0.00554	<0.100	1.35	0.271	<0.002	0.00160	<0.001	<0.001	0.00447	0.0462	2.19	<0.001	2.78	<0.001
	06/12/15	<0.001	3.84	<0.001	<0.001	<0.005	0.255	0.00423	0.0151	0.298	<0.001	<0.003	<0.001	<0.001	<0.001	<0.001	<0.001	<0.025	<0.001	<0.050	<0.001
07/06/15	<0.001	23.2	<0.001	<0.001	<0.005	0.0512	0.00344	<0.200	0.120	0.137	<0.003	0.00309	<0.001	<0.001	<0.001	<0.001	0.0427	1.49	<0.001	<1.0	<0.001
MW-23I	08/19/13	<0.001	<0.001	<0.001	<0.001	<0.005	1.76	<0.001	<0.001	0.00140	<0.001	<0.002	<0.001	<0.001	<0.001	0.00461	<0.001	<0.005	0.00147	<0.050	<0.001
	12/17/13	<0.001	<0.001	<0.001	<0.001	<0.005	0.659	<0.001	<0.001	<0.001	<0.001	<0.003	<0.001	<0.001	<0.001	0.00180	<0.001	<0.005	<0.001	<0.050	<0.001
	02/28/14	<0.001	0.316	<0.001	<0.001	<0.005	0.0453	0.00113	0.00430J	0.0133	<0.001	<0.003	0.000236J	<0.001	<0.001	0.000557J	0.000949J	<0.005	<0.001	<0.050	<0.001
	03/28/14	<0.001	0.257	<0.001	<0.001	<0.005	0.00115	<0.001	<0.01	<0.001	<0.001	<0.003	<0.001	<0.001	<0.001	<0.001	<0.001	<0.025	<0.001	<0.050	<0.001
	04/25/14	<0.001	0.145	<0.001	<0.001	<0.005	0.169	<0.001	<0.01	0.00976	<0.001	<0.003	<0.001	<0.001	<0.001	<0.001	<0.001	<0.025	<0.001	<0.050	<0.001
	07/10/14	<0.001	0.118	<0.001	<0.001	<0.005	0.400	<0.001	<0.001	0.0139	<0.001	<0.002	<0.001	<0.001	<0.001	<0.001	<0.001	<0.025	<0.001	<0.050	<0.001
	10/08/14	<0.001	0.163	<0.001	<0.001	<0.005	0.132	<0.001	<0.001	0.00523	<0.001	<0.002	<0.001	<0.001	<0.001	<0.001	<0.001	<0.025	<0.001	<0.050	<0.001
	01/06/15	<0.001	0.0175	<0.001	<0.001	<0.005	0.171	<0.001	<0.001	0.00248	<0.001	<0.002	<0.001	<0.001	<0.001	<0.001	<0.001	<0.025	<0.001	<0.050	<0.001
04/22/15	<0.001	0.0336	<0.001	<0.001	<0.005	0.0920	<0.001	<0.001	0.00378	<0.001	<0.002	<0.001	<0.001	<0.001	<0.001	<0.001	<0.025	<0.001	<0.050	<0.001	
07/08/15	<0.001	0.0565	<0.001	<0.001	<0.005	0.0902	<0.001	<0.001	0.00386	<0.001	<0.003	<0.001	<0.001	<0.001	<0.001	<0.001	<0.025	<0.001	<0.050	<0.001	
MW-24S	06/12/15	<0.001	<0.001	<0.001	<0.001	<0.005	0.435	<0.001	<0.001	<0.001	<0.001	<0.003	<0.001	<0.001	<0.001	<0.001	<0.001	<0.025	<0.001	<0.050	<0.001
Tier 1 RBSL (or NC 2L Standard)		0.001	0.07	0.003	0.02	0.004	0.0007	0.6	0.076	0.001	0.00003	0.094	0.0004	0.20	0.0002	0.0012	0.007	6.0	0.00073	4.0	0.0006

Notes:

- 1. Bold** concentration exceeds DSCA Program Tier 1 RBSL (or NC 2L Standard, if no RBSL established).
- J flag denotes estimated concentration between laboratory reporting limit and method detection limit.
- NA = Not Analyzed; N/A = Not Available; BDL = Below Detection Limit (detection limits not available); NE = Not Established

Table 1(1): Analytical Data for Groundwater (User Specified Chemicals)

DSCA ID No.: DC320013

Groundwater Sampling Point	Sampling Date (mm/dd/yy)	Chlorobenzene	Chloroethane	n-Butylbenzene	sec-Butylbenzene	tert-Butylbenzene	Diisopropyl ether	Isopropylbenzene	n-Propylbenzene	p-Isopropyltoluene	1,1,1,2-Tetrachloroethane	4-Methyl-2-pentanone (MIBK)	1,2,4-Trimethylbenzene	1,3,5-Trimethylbenzene	1,2-Dichlorobenzene	1,4-Dichlorobenzene	1,2-Dichloropropane	1,2,3-Trimethylbenzene	Chloromethane	Dichlorodifluoromethane	Trichlorofluoromethane	Carbon Disulfide	Methylene Chloride
		[mg/L]																					
MW-10	09/03/08	<0.005	<0.025	0.0066	0.014	<0.005	<0.005	0.062	0.12	<0.005	<0.005	<0.05	0.25	0.097	<0.005	<0.005	<0.005	0.046	<0.012	<0.025	<0.025	NA	<0.025
	02/24/09	<0.01	<0.05	<0.01	0.010	<0.01	<0.01	0.029	0.032	<0.01	<0.01	<0.10	0.035	0.014	<0.01	<0.01	<0.01	<0.01	<0.025	<0.05	<0.05	NA	<0.05
	05/15/09	<0.001	<0.005	0.0077	0.014	0.0015	0.0036	0.034	0.065	0.0033	<0.001	<0.01	0.063	0.021	<0.001	<0.001	<0.001	0.019	<0.0025	<0.005	<0.005	NA	<0.005
	08/04/09	<0.002	<0.002	NA	NA	NA	<0.002	NA	NA	<0.002	<0.002	<0.01	NA	NA	<0.002	<0.002	<0.002	NA	<0.002	<0.002	<0.002	NA	<0.004
	05/17/12	<0.001	<0.005	<0.001	0.013	0.0014	<0.001	0.016	0.025	<0.001	<0.001	<0.01	0.0023	0.0017	<0.001	<0.001	<0.001	0.0045	<0.001	<0.001	<0.001	NA	<0.005
	08/21/13	<0.001	<0.001	0.00141	0.00777	<0.001	<0.002	0.00867	0.0186	<0.001	<0.001	<0.005	0.00573	0.00517	<0.001	<0.001	<0.001	NA	<0.001	<0.001	<0.001	<0.001	<0.005
	12/16/13	<0.001	<0.001	<0.001	<0.001	0.00166	<0.002	0.0193	0.0350	0.00103	<0.001	<0.005	0.00307	0.00189	<0.001	<0.001	<0.001	NA	<0.001	<0.001	<0.001	<0.001	<0.005
	02/28/14	<0.001	<0.001	<0.001	0.00205	0.000405J	0.000207J	0.00182	<0.001	<0.001	<0.001	<0.005	0.000636J	0.000523J	<0.001	<0.001	<0.001	NA	<0.001	<0.001	<0.001	<0.001	<0.005
	03/27/14	<0.001	<0.001	<0.001	0.00130	<0.001	<0.002	0.00152	<0.001	<0.001	<0.001	<0.005	<0.001	<0.001	<0.001	<0.001	<0.001	NA	<0.001	<0.001	<0.001	<0.001	<0.005
	04/25/14	<0.001	<0.001	<0.001	<0.001	<0.001	<0.002	0.00177	0.00110	<0.001	<0.001	<0.010	<0.001	<0.001	<0.001	<0.001	<0.001	NA	<0.001	<0.001	<0.001	<0.001	<0.005
	07/08/14	<0.001	<0.001	<0.001	0.00313	<0.001	<0.002	<0.001	<0.001	<0.001	<0.001	<0.010	<0.001	<0.001	<0.001	<0.001	<0.001	NA	<0.001	<0.001	<0.001	<0.001	<0.005
	10/08/14	<0.001	<0.001	<0.001	0.00173	<0.001	<0.002	<0.001	<0.001	<0.001	<0.001	<0.010	<0.001	<0.001	<0.001	<0.001	<0.001	NA	<0.001	<0.001	<0.001	<0.001	<0.005
	01/06/15	<0.001	<0.001	<0.001	0.00183	<0.001	<0.002	<0.001	<0.001	<0.001	<0.001	<0.010	<0.001	<0.001	<0.001	<0.001	<0.001	NA	<0.001	<0.001	<0.001	<0.001	<0.005
	04/21/15	<0.001	<0.001	<0.001	<0.001	<0.001	<0.002	<0.001	<0.001	<0.001	<0.001	<0.010	<0.001	<0.001	<0.001	<0.001	<0.001	NA	<0.001	<0.001	<0.001	<0.001	<0.005
07/08/15	<0.001	<0.001	<0.001	<0.001	<0.001	<0.002	<0.001	<0.001	<0.001	<0.001	<0.010	<0.001	<0.001	<0.001	<0.001	<0.001	NA	<0.001	<0.001	<0.001	<0.001	<0.005	
MW-14S	11/10/09	<0.01	<0.01	<0.01	<0.01	<0.01	<0.01	<0.01	<0.01	<0.01	<0.01	NA	<0.01	<0.01	<0.01	<0.01	<0.01	NA	<0.01	<0.01	<0.01	<0.01	<0.01
	05/18/12	<0.001	<0.005	<0.001	<0.001	<0.001	<0.001	<0.001	<0.001	<0.001	<0.001	<0.01	<0.001	<0.001	<0.001	<0.001	<0.001	<0.001	<0.001	<0.001	<0.001	NA	<0.005
	08/22/13	<0.001	<0.001	<0.001	<0.001	<0.001	<0.002	<0.001	<0.001	<0.001	<0.001	<0.005	<0.001	<0.001	<0.001	<0.001	<0.001	NA	<0.001	<0.001	<0.001	<0.001	<0.005
	12/20/13	<0.001	<0.001	<0.001	<0.001	<0.001	<0.002	<0.001	<0.001	<0.001	<0.001	<0.005	<0.001	<0.001	<0.001	<0.001	<0.001	NA	<0.001	<0.001	<0.001	<0.001	<0.005
	02/27/14	<0.001	<0.001	<0.001	<0.001	<0.001	<0.002	<0.001	<0.001	<0.001	<0.001	<0.005	<0.001	<0.001	<0.001	<0.001	<0.001	NA	<0.001	<0.001	<0.001	<0.001	<0.005
	03/27/14	<0.001	<0.001	<0.001	<0.001	<0.001	<0.002	<0.001	<0.001	<0.001	<0.001	<0.005	<0.001	<0.001	<0.001	<0.001	<0.001	NA	<0.001	<0.001	<0.001	<0.001	<0.005
	04/24/14	<0.001	<0.001	<0.001	<0.001	<0.001	<0.002	<0.001	<0.001	<0.001	<0.001	<0.01	<0.001	<0.001	<0.001	<0.001	<0.001	NA	<0.001	<0.001	<0.001	<0.001	<0.005
	07/09/14	<0.001	<0.001	<0.001	<0.001	<0.001	<0.002	<0.001	<0.001	<0.001	<0.001	<0.010	<0.001	<0.001	<0.001	<0.001	<0.001	NA	<0.001	<0.001	<0.001	<0.001	<0.005
	10/07/14	<0.001	<0.001	<0.001	<0.001	<0.001	<0.002	<0.001	<0.001	<0.001	<0.001	<0.010	<0.001	<0.001	<0.001	<0.001	<0.001	NA	<0.001	<0.001	<0.001	<0.001	<0.005
	01/05/15	<0.001	<0.001	<0.001	<0.001	<0.001	<0.002	<0.001	<0.001	<0.001	<0.001	<0.010	<0.001	<0.001	<0.001	<0.001	<0.001	NA	<0.001	<0.001	<0.001	<0.001	<0.005
04/21/15	<0.001	<0.001	<0.001	<0.001	<0.001	<0.002	<0.001	<0.001	<0.001	<0.001	<0.010	<0.001	<0.001	<0.001	<0.001	<0.001	NA	<0.001	<0.001	<0.001	<0.001	<0.005	
07/07/15	<0.001	<0.001	<0.001	<0.001	<0.001	<0.002	<0.001	<0.001	<0.001	<0.001	<0.010	<0.001	<0.001	<0.001	<0.001	<0.001	NA	<0.001	<0.001	<0.001	<0.001	<0.005	

Table 1(1): Analytical Data for Groundwater (User Specified Chemicals)

DSCA ID No.: DC320013

Groundwater Sampling Point	Sampling Date (mm/dd/yy)	Chlorobenzene	Chloroethane	n-Butylbenzene	sec-Butylbenzene	tert-Butylbenzene	Diisopropyl ether	Isopropylbenzene	n-Propylbenzene	p-Isopropyltoluene	1,1,1,2-Tetrachloroethane	4-Methyl-2-pentanone (MIBK)	1,2,4-Trimethylbenzene	1,3,5-Trimethylbenzene	1,2-Dichlorobenzene	1,4-Dichlorobenzene	1,2-Dichloropropane	1,2,3-Trimethylbenzene	Chloromethane	Dichlorodifluoromethane	Trichlorofluoromethane	Carbon Disulfide	Methylene Chloride	
		[mg/L]																						
MW-14I	11/09/09	<0.01	<0.01	<0.01	<0.01	<0.01	<0.01	<0.01	<0.01	<0.01	<0.01	NA	<0.01	<0.01	<0.01	<0.01	<0.01	NA	<0.01	<0.01	<0.01	<0.01	<0.01	
	05/18/12	<0.001	<0.005	<0.001	<0.001	<0.001	<0.001	<0.001	<0.001	<0.001	<0.001	<0.01	<0.001	<0.001	<0.001	<0.001	<0.001	<0.001	<0.001	<0.001	<0.001	NA	<0.005	
	01/03/13	<0.001	<0.001	<0.001	<0.001	<0.001	<0.001	<0.001	<0.001	<0.001	<0.001	<0.01	<0.001	<0.001	<0.001	<0.001	<0.001	<0.001	<0.001	<0.001	<0.001	<0.001	<0.001	<0.005
	08/22/13	<0.001	<0.001	<0.001	<0.001	<0.001	<0.002	<0.001	<0.001	<0.001	<0.001	<0.005	<0.001	<0.001	<0.001	<0.001	<0.001	<0.001	NA	<0.001	<0.001	<0.001	<0.001	<0.005
	12/19/13	<0.001	<0.001	<0.001	<0.001	<0.001	<0.002	<0.001	<0.001	<0.001	<0.001	<0.005	<0.001	<0.001	<0.001	<0.001	<0.001	<0.001	NA	<0.001	<0.001	<0.001	<0.001	<0.005
	02/27/14	<0.001	<0.001	<0.001	<0.001	<0.001	<0.002	<0.001	<0.001	<0.001	<0.001	<0.005	<0.001	<0.001	<0.001	<0.001	<0.001	<0.001	NA	<0.001	<0.001	<0.001	<0.001	<0.005
	03/27/14	<0.001	<0.001	<0.001	<0.001	<0.001	<0.002	<0.001	<0.001	<0.001	<0.001	<0.005	<0.001	<0.001	<0.001	<0.001	<0.001	<0.001	NA	<0.001	<0.001	<0.001	<0.001	<0.005
	04/24/14	<0.001	<0.001	<0.001	<0.001	<0.001	<0.002	<0.001	<0.001	<0.001	<0.001	<0.01	<0.001	<0.001	<0.001	<0.001	<0.001	<0.001	NA	<0.001	<0.001	<0.001	<0.001	<0.005
	07/09/14	<0.001	<0.001	<0.001	<0.001	<0.001	<0.002	<0.001	<0.001	<0.001	<0.001	<0.010	<0.001	<0.001	<0.001	<0.001	<0.001	<0.001	NA	<0.001	<0.001	<0.001	<0.001	<0.005
	10/07/14	<0.001	<0.001	<0.001	<0.001	<0.001	<0.002	<0.001	<0.001	<0.001	<0.001	<0.010	<0.001	<0.001	<0.001	<0.001	<0.001	<0.001	NA	<0.001	<0.001	<0.001	<0.001	<0.005
	01/05/15	<0.001	<0.001	<0.001	<0.001	<0.001	<0.002	<0.001	<0.001	<0.001	<0.001	<0.010	<0.001	<0.001	<0.001	<0.001	<0.001	<0.001	NA	<0.001	<0.001	<0.001	<0.001	<0.005
	04/21/15	<0.001	<0.001	<0.001	<0.001	<0.001	<0.002	<0.001	<0.001	<0.001	<0.001	<0.010	<0.001	<0.001	<0.001	<0.001	<0.001	<0.001	NA	<0.001	<0.001	<0.001	<0.001	<0.005
07/07/15	<0.001	<0.001	<0.001	<0.001	<0.001	<0.002	<0.001	<0.001	<0.001	<0.001	<0.010	<0.001	<0.001	<0.001	<0.001	<0.001	<0.001	NA	<0.001	<0.001	<0.001	<0.001	<0.005	
MW-15S	11/09/09	<0.01	<0.01	<0.01	<0.01	<0.01	<0.01	<0.01	<0.01	<0.01	<0.01	NA	<0.01	<0.01	<0.01	<0.01	<0.01	NA	<0.01	<0.01	<0.01	<0.01	<0.01	
	08/19/13	<0.001	<0.001	<0.001	<0.001	<0.001	<0.001	<0.001	<0.001	<0.001	0.00799	<0.001	<0.001	<0.001	<0.001	<0.001	<0.001	NA	<0.001	<0.001	<0.001	<0.001	<0.005	
	12/20/13	<0.001	<0.001	<0.001	<0.001	<0.001	<0.002	<0.001	<0.001	<0.001	0.00575	<0.005	<0.001	<0.001	<0.001	<0.001	<0.001	NA	<0.001	<0.001	<0.001	<0.001	<0.005	
	02/26/14	<0.001	<0.001	<0.001	<0.001	<0.001	<0.002	<0.001	<0.001	<0.001	<0.005	<0.001	<0.001	<0.001	<0.001	<0.001	<0.001	NA	<0.001	<0.001	<0.001	<0.001	<0.005	
	03/26/14	<0.001	<0.001	<0.001	<0.001	<0.001	<0.002	<0.001	<0.001	<0.001	<0.005	<0.001	<0.001	<0.001	<0.001	<0.001	<0.001	NA	<0.001	<0.001	<0.001	<0.001	<0.005	
	04/25/14	<0.001	<0.001	<0.001	<0.001	<0.001	<0.002	<0.001	<0.001	<0.001	<0.010	<0.001	<0.001	<0.001	<0.001	<0.001	<0.001	NA	<0.001	<0.001	<0.001	<0.001	<0.005	
	07/10/14	<0.001	<0.001	<0.001	<0.001	<0.001	<0.002	<0.001	<0.001	<0.001	<0.010	<0.001	<0.001	<0.001	<0.001	<0.001	<0.001	NA	<0.001	<0.001	<0.001	<0.001	<0.005	
	10/08/14	<0.010	<0.010	<0.010	<0.010	<0.010	<0.002	<0.010	<0.010	<0.010	<0.010	<0.100	<0.010	<0.010	<0.010	<0.010	<0.010	NA	<0.010	<0.010	<0.010	<0.010	<0.050	
	01/06/15	<0.010	<0.010	<0.010	<0.010	<0.010	<0.002	<0.010	<0.010	<0.010	<0.010	<0.100	<0.010	<0.010	<0.010	<0.010	<0.010	NA	<0.010	<0.010	<0.010	<0.010	<0.050	
	04/22/15	<0.001	<0.001	<0.001	<0.001	<0.001	<0.002	<0.001	<0.001	<0.001	<0.001	<0.010	<0.001	<0.001	<0.001	<0.001	<0.001	NA	<0.001	<0.001	<0.001	<0.001	<0.005	
07/07/15	<0.001	<0.001	<0.001	<0.001	<0.001	<0.002	<0.001	<0.001	<0.001	<0.001	<0.010	<0.001	<0.001	<0.001	<0.001	<0.001	<0.001	NA	<0.001	<0.001	<0.001	<0.001	<0.005	

Table 1(1): Analytical Data for Groundwater (User Specified Chemicals)

ADT 1(1)

DSCA ID No.: DC320013

Groundwater Sampling Point	Sampling Date (mm/dd/yy)	Chlorobenzene	Chloroethane	n-Butylbenzene	sec-Butylbenzene	tert-Butylbenzene	Diisopropyl ether	Isopropylbenzene	n-Propylbenzene	p-Isopropyltoluene	1,1,1,2-Tetrachloroethane	4-Methyl-2-pentanone (MIBK)	1,2,4-Trimethylbenzene	1,3,5-Trimethylbenzene	1,2-Dichlorobenzene	1,4-Dichlorobenzene	1,2-Dichloropropane	1,2,3-Trimethylbenzene	Chloromethane	Dichlorodifluoromethane	Trichlorofluoromethane	Carbon Disulfide	Methylene Chloride
		[mg/L]																					
MW-21	08/20/13	<0.001	<0.001	<0.001	<0.001	<0.001	<0.001	<0.001	<0.001	<0.001	<0.001	<0.001	<0.001	<0.001	<0.001	<0.001	<0.001	NA	<0.001	<0.001	<0.001	<0.001	<0.005
	12/16/13	<0.001	<0.001	<0.001	<0.001	<0.001	<0.001	<0.001	<0.001	<0.001	<0.001	<0.001	<0.001	<0.001	<0.001	<0.001	<0.001	NA	<0.001	<0.001	<0.001	<0.001	<0.005
	02/26/14	<0.001	<0.001	<0.001	<0.001	<0.001	<0.001	<0.001	<0.001	<0.001	<0.001	<0.001	<0.001	<0.001	<0.001	<0.001	<0.001	NA	<0.001	<0.001	<0.001	<0.001	<0.005
	03/27/14	<0.001	<0.001	<0.001	<0.001	<0.001	<0.001	<0.001	<0.001	<0.001	<0.001	<0.001	<0.001	<0.001	<0.001	<0.001	<0.001	NA	<0.001	<0.001	<0.001	<0.001	<0.005
	04/25/14	<0.001	<0.001	<0.001	<0.001	<0.001	<0.001	<0.001	<0.001	<0.001	<0.001	<0.001	<0.001	<0.001	<0.001	<0.001	<0.001	NA	<0.001	<0.001	<0.001	<0.001	<0.005
	07/08/14	<0.001	<0.001	<0.001	<0.001	<0.001	<0.002	<0.001	<0.001	<0.001	<0.001	<0.010	<0.001	<0.001	<0.001	<0.001	<0.001	NA	<0.001	<0.001	<0.001	<0.001	<0.005
	10/07/14	<0.001	<0.001	<0.001	<0.001	<0.001	<0.002	<0.001	<0.001	<0.001	<0.001	<0.010	<0.001	<0.001	<0.001	<0.001	<0.001	NA	<0.001	<0.001	<0.001	<0.001	<0.005
	01/06/15	<0.001	<0.001	<0.001	<0.001	<0.001	<0.002	<0.001	<0.001	<0.001	<0.001	<0.010	<0.001	<0.001	<0.001	<0.001	<0.001	NA	<0.001	<0.001	<0.001	<0.001	<0.005
04/20/15	<0.001	<0.001	<0.001	<0.001	<0.001	<0.002	<0.001	<0.001	<0.001	<0.001	<0.010	<0.001	<0.001	<0.001	<0.001	<0.001	NA	<0.001	<0.001	<0.001	<0.001	<0.005	
07/07/15	<0.001	<0.001	<0.001	<0.001	<0.001	<0.002	<0.001	<0.001	<0.001	<0.001	<0.010	<0.001	<0.001	<0.001	<0.001	<0.001	NA	<0.001	<0.001	<0.001	<0.001	<0.005	
MW-22S	01/03/13	<0.001	<0.25	<0.001	<0.001	<0.001	<0.001	<0.001	<0.001	<0.001	<0.01	<0.001	<0.001	<0.001	<0.001	<0.001	<0.001	<0.001	<0.001	<0.001	<0.001	<0.001	<0.025
	01/09/13	<0.05	<0.25	<0.05	<0.05	<0.05	<0.05	<0.05	<0.05	<0.05	<0.5	<0.05	<0.05	<0.05	<0.05	<0.05	<0.05	<0.05	<0.05	<0.05	<0.05	<0.001	<0.025
	08/21/13	<0.001	<0.001	<0.001	<0.001	<0.001	<0.002	<0.001	<0.001	<0.001	<0.005	<0.001	<0.001	<0.001	<0.001	<0.001	NA	<0.001	<0.001	<0.001	<0.001	<0.005	
	12/17/13	<0.001	<0.001	<0.001	<0.001	<0.001	<0.002	<0.001	<0.001	<0.001	<0.005	<0.001	<0.001	<0.001	<0.001	<0.001	NA	<0.001	<0.001	<0.001	<0.001	<0.005	
	02/28/14	<0.01	<0.01	<0.01	<0.01	<0.01	<0.02	<0.01	<0.01	<0.01	<0.10	<0.01	<0.01	<0.01	<0.01	<0.01	NA	<0.01	<0.01	<0.01	<0.01	0.00232J	
	03/28/14	<0.001	<0.001	<0.001	<0.001	<0.001	<0.002	<0.001	<0.001	<0.001	<0.01	<0.001	<0.001	<0.001	<0.001	<0.001	NA	<0.001	<0.001	<0.001	<0.001	<0.005	
	04/24/14	<0.001	<0.001	<0.001	<0.001	<0.001	<0.002	<0.001	<0.001	<0.001	<0.010	<0.001	<0.001	<0.001	<0.001	<0.001	NA	<0.001	<0.001	<0.001	<0.001	<0.005	
	07/10/14	<0.001	<0.001	<0.001	<0.001	<0.001	<0.002	<0.001	<0.001	<0.001	<0.010	<0.001	<0.001	<0.001	<0.001	<0.001	NA	<0.001	<0.001	<0.001	<0.001	<0.005	
	10/07/14	<0.001	<0.001	<0.001	<0.001	<0.001	<0.002	<0.001	<0.001	<0.001	<0.010	<0.001	<0.001	<0.001	<0.001	<0.001	NA	<0.001	<0.001	<0.001	<0.001	<0.005	
	01/06/15	<0.001	<0.001	<0.001	<0.001	<0.001	<0.002	<0.001	<0.001	<0.001	<0.010	<0.001	<0.001	<0.001	<0.001	<0.001	NA	<0.001	<0.001	<0.001	<0.001	<0.005	
04/21/15	<0.001	<0.001	<0.001	<0.001	<0.001	<0.002	<0.001	<0.001	<0.001	<0.010	<0.001	<0.001	<0.001	<0.001	<0.001	NA	<0.001	<0.001	<0.001	<0.001	<0.005		
07/08/15	<0.001	<0.001	<0.001	<0.001	<0.001	<0.002	<0.001	<0.001	<0.001	<0.010	<0.001	<0.001	<0.001	<0.001	<0.001	NA	<0.001	<0.001	<0.001	<0.001	<0.005		
MW-22I	01/03/13	<0.1	<0.5	<0.1	<0.1	<0.1	<0.1	<0.1	<0.1	<0.1	<1.0	<0.1	<0.1	<0.1	<0.1	<0.1	<0.1	<0.1	<0.1	<0.1	<0.1	NA	<0.5
	01/11/13	<0.5	<2.5	<0.5	<0.5	<0.5	<0.5	<0.5	<0.5	<0.5	<5.0	<0.5	<0.5	<0.5	<0.5	<0.5	<0.5	<0.5	<0.5	<0.5	<0.5	NA	<2.5
	08/21/13	0.00558	<0.001	<0.001	<0.001	<0.001	<0.002	<0.001	<0.001	<0.001	0.0742	0.0124	0.00357	0.00110	<0.001	<0.001	<0.001	NA	<0.001	<0.001	<0.001	<0.001	<0.005
	12/16/13	0.00658	<0.001	<0.001	<0.001	<0.001	<0.002	<0.001	<0.001	<0.001	0.0596	0.0122	0.00432	0.00132	<0.001	<0.001	<0.001	NA	<0.001	<0.001	<0.001	<0.001	<0.005
	02/28/14	<0.1	<0.1	<0.1	<0.1	<0.1	<0.2	<0.1	<0.1	<0.1	<0.1	<1.0	<0.1	<0.1	<0.1	<0.1	<0.1	NA	<0.1	<0.1	<0.1	<0.1	0.0239J
	03/28/14	0.00265	0.00121	<0.001	<0.001	<0.001	<0.002	<0.001	<0.001	<0.001	<0.01	0.00166	<0.001	<0.001	<0.001	0.00108	NA	<0.001	<0.001	<0.001	<0.001	<0.001	<0.005
	04/24/14	0.00350	0.00198	<0.001	<0.001	<0.001	<0.002	<0.001	<0.001	<0.001	<0.010	0.00237	<0.001	<0.001	<0.001	0.00111	NA	<0.001	<0.001	<0.001	<0.001	<0.001	<0.005
	07/10/14	0.00359	0.00284	<0.001	<0.001	<0.001	<0.002	<0.001	<0.001	<0.001	0.00104	0.0106	0.00237	<0.001	<0.001	<0.001	0.00123	NA	0.00284	<0.001	<0.001	<0.001	<0.005
	10/07/14	<0.050	<0.05	<0.050	<0.050	<0.050	<0.100	<0.050	<0.050	<0.050	<0.050	<0.500	<0.050	<0.050	<0.050	<0.050	<0.050	NA	<0.050	<0.050	<0.050	<0.050	<0.250
	01/06/15	<0.025	<0.025	<0.025	<0.025	<0.025	<0.050	<0.025	<0.025	<0.025	<0.025	<0.250	<0.025	<0.025	<0.025	<0.025	<0.025	NA	<0.025	<0.025	<0.025	<0.025	<0.125
04/21/15	0.00248	<0.001	<0.001	<0.001	<0.001	<0.002	<0.001	<0.001	<0.001	0.00184	<0.010	0.00122	<0.001	<0.001	<0.001	<0.001	NA	<0.001	<0.001	<0.001	<0.001	<0.005	
07/08/15	0.00224	0.00318	<0.001	<0.001	<0.001	<0.002	<0.001	<0.001	<0.001	0.00169	<0.010	<0.001	<0.001	<0.001	<0.001	<0.001	NA	<0.001	<0.001	<0.001	<0.001	<0.005	

Table 1(1): Analytical Data for Groundwater (User Specified Chemicals)

DSCA ID No.: DC320013

Groundwater Sampling Point	Sampling Date (mm/dd/yy)	Chlorobenzene	Chloroethane	n-Butylbenzene	sec-Butylbenzene	tert-Butylbenzene	Diisopropyl ether	Isopropylbenzene	n-Propylbenzene	p-Isopropyltoluene	1,1,1,2-Tetrachloroethane	4-Methyl-2-pentanone (MIBK)	1,2,4-Trimethylbenzene	1,3,5-Trimethylbenzene	1,2-Dichlorobenzene	1,4-Dichlorobenzene	1,2-Dichloropropane	1,2,3-Trimethylbenzene	Chloromethane	Dichlorodifluoromethane	Trichlorofluoromethane	Carbon Disulfide	Methylene Chloride	
		[mg/L]																						
MW-23S	08/19/13	0.00353	<0.001	<0.001	<0.001	<0.001	<0.001	<0.001	<0.001	<0.001	0.142	0.00650	0.00197	0.00100	<0.001	<0.001	<0.001	NA	<0.001	<0.001	<0.001	<0.001	<0.001	<0.005
	12/17/13	0.00394	<0.001	<0.001	<0.001	<0.001	<0.002	<0.001	<0.001	<0.001	0.128	0.0155	0.00242	0.00113	<0.001	<0.001	<0.001	NA	<0.001	<0.001	<0.001	<0.001	<0.001	<0.005
	02/28/14	0.00394	<0.1	<0.1	<0.1	<0.1	<0.2	<0.1	<0.1	<0.1	0.0334J	<1.0	<0.1	<0.1	<0.1	<0.1	<0.1	NA	<0.1	<0.1	<0.1	<0.1	<0.1	<0.5
	03/28/14	0.00173	<0.001	<0.001	<0.001	<0.001	<0.002	<0.001	<0.001	<0.001	0.0133	<0.010	0.00156	<0.001	<0.001	<0.001	<0.001	NA	<0.001	<0.001	<0.001	<0.001	<0.001	<0.005
	04/25/14	0.00293	<0.001	<0.001	<0.001	<0.001	<0.002	<0.001	<0.001	<0.001	0.0152	<0.010	0.00195	<0.001	<0.001	<0.001	<0.001	NA	<0.001	<0.001	<0.001	<0.001	<0.001	<0.005
	07/10/14	0.00249	<0.001	<0.001	<0.001	<0.001	<0.002	<0.001	<0.001	<0.001	0.0297	<0.010	0.00110	<0.001	<0.001	<0.001	<0.001	NA	<0.001	<0.001	<0.001	<0.001	<0.001	<0.005
	10/08/14	<0.050	<0.050	<0.050	<0.050	<0.050	<0.050	<0.050	<0.050	<0.050	<0.050	<0.500	<0.050	<0.050	<0.050	<0.050	<0.050	NA	<0.050	<0.050	<0.050	<0.050	<0.050	<0.250
	01/06/15	<0.020	<0.020	<0.020	<0.020	<0.020	<0.020	<0.020	<0.020	<0.020	<0.020	<0.200	<0.020	<0.020	<0.020	<0.020	<0.020	NA	<0.020	<0.020	<0.020	<0.020	<0.020	<0.100
	04/22/15	0.00123	<0.001	<0.001	<0.001	<0.001	<0.002	<0.001	<0.001	<0.001	<0.001	<0.010	<0.001	<0.001	<0.001	<0.001	<0.001	NA	<0.001	<0.001	<0.001	<0.001	<0.001	<0.005
06/12/15	0.00102	<0.001	<0.001	<0.001	<0.001	<0.002	<0.001	<0.001	<0.001	<0.001	<0.010	<0.001	<0.001	<0.001	<0.001	<0.001	NA	<0.001	<0.001	<0.001	<0.001	<0.001	<0.005	
07/06/15	<0.001	<0.001	<0.001	<0.001	<0.001	<0.002	<0.001	<0.001	<0.001	<0.001	<0.010	<0.001	<0.001	<0.001	<0.001	<0.001	NA	<0.001	<0.001	<0.001	0.00622	<0.001	<0.005	
MW-23I	08/19/13	<0.001	<0.001	<0.001	<0.001	<0.001	<0.001	<0.001	<0.001	<0.001	0.00730	<0.001	<0.001	<0.001	<0.001	<0.001	<0.001	NA	<0.001	<0.001	<0.001	<0.001	<0.001	<0.005
	12/17/13	<0.001	<0.001	<0.001	<0.001	<0.001	<0.002	<0.001	<0.001	<0.001	0.00214	<0.005	<0.001	<0.001	<0.001	<0.001	<0.001	NA	<0.001	<0.001	<0.001	<0.001	<0.001	<0.005
	02/28/14	<0.001	<0.001	<0.001	<0.001	<0.001	<0.002	<0.001	<0.001	<0.001	0.000959J	<0.005	<0.001	<0.001	<0.001	<0.001	<0.001	NA	<0.001	<0.001	<0.001	<0.001	<0.001	<0.005
	03/28/14	<0.001	<0.001	<0.001	<0.001	<0.001	<0.002	<0.001	<0.001	<0.001	<0.001	<0.005	<0.001	<0.001	<0.001	<0.001	<0.001	NA	<0.001	<0.001	<0.001	<0.001	<0.001	<0.005
	04/25/14	<0.001	<0.001	<0.001	<0.001	<0.001	<0.002	<0.001	<0.001	<0.001	<0.001	<0.010	<0.001	<0.001	<0.001	<0.001	<0.001	NA	<0.001	<0.001	<0.001	<0.001	<0.001	<0.005
	07/10/14	<0.001	<0.001	<0.001	<0.001	<0.001	<0.002	<0.001	<0.001	<0.001	<0.001	<0.010	<0.001	<0.001	<0.001	<0.001	<0.001	NA	<0.001	<0.001	<0.001	<0.001	<0.001	<0.005
	10/08/14	<0.001	<0.001	<0.001	<0.001	<0.001	<0.002	<0.001	<0.001	<0.001	<0.001	<0.010	<0.001	<0.001	<0.001	<0.001	<0.001	NA	<0.001	<0.001	<0.001	<0.001	<0.001	<0.005
	01/06/15	<0.001	<0.001	<0.001	<0.001	<0.001	<0.002	<0.001	<0.001	<0.001	<0.001	<0.010	<0.001	<0.001	<0.001	<0.001	<0.001	NA	<0.001	<0.001	<0.001	<0.001	<0.001	<0.005
04/22/15	<0.001	<0.001	<0.001	<0.001	<0.001	<0.002	<0.001	<0.001	<0.001	<0.001	<0.010	<0.001	<0.001	<0.001	<0.001	<0.001	NA	<0.001	<0.001	<0.001	<0.001	<0.001	<0.005	
07/08/15	<0.001	<0.001	<0.001	<0.001	<0.001	<0.002	<0.001	<0.001	<0.001	<0.001	<0.010	<0.001	<0.001	<0.001	<0.001	<0.001	NA	<0.001	<0.001	<0.001	<0.001	<0.001	<0.005	
MW-24S	06/12/15	<0.001	<0.001	<0.001	<0.001	<0.001	<0.002	<0.001	<0.001	<0.001	<0.010	<0.001	<0.001	<0.001	<0.001	<0.001	<0.001	NA	<0.001	<0.001	<0.001	<0.001	<0.001	<0.005
Tier 1 RBSL (or NC 2L Standard)		0.050	3.0	0.070	0.070	0.070	0.070	0.070	0.070	0.025	0.0032	0.10	0.0058	0.4	0.02	0.0022	0.0022	NE	0.0030	0.0014	2.0	0.25	0.005	

Notes:
 1. **Bold** concentration exceeds DSCA Program Tier 1 RBSL (or NC 2L Standard, if no RBSL established).
 2. J flag denotes estimated concentration between laboratory reporting limit and method detection limit.
 3. NA = Not Analyzed; N/A = Not Available; BDL = Below Detection Limit (detection limits not available); NE = Not Established

Table 2: Analytical Data for Natural Attenuation Parameters

DSCA ID No.: 32-0013

Sample ID	Sampling Date (mm/dd/yy)	Dissolved oxygen (DO)	Sulfate	Methane	Ferrous Iron	Oxidation reduction potential (ORP)	Alkalinity	Conductivity	pH	Temperature	Total organic carbon (TOC)	Ethane	Ethene	Total Iron	Barium	Chromium	Lead
	Units	mg/L	mg/L	mg/L	mg/L	mV	mg/L	µs/cm ²	std unit	° C	mg/L	mg/L	mg/L	mg/L	mg/L	mg/L	mg/L
MW-3R	08/05/11	6.57	2.3	<0.00072	10	44.87	NA	125	5.42	20.36	NA	<0.001	<0.0023	NA	NA	NA	NA
	05/18/12	NA	NA	<0.010	NA	NA	NA	NA	NA	NA	NA	<0.013	<0.013	NA	NA	NA	NA
	08/20/13	2.75	NA	<0.005	NA	196.2	NA	127	5.52	21.07	2.76	<0.005	<0.005	1.79	NA	NA	NA
	12/16/13	2.52	NA	0.0216	NA	68.1	NA	104	5.21	17.06	NA	<0.005	<0.005	NA	NA	NA	NA
	02/26/14	3.91	NA	<0.005	NA	214.2	NA	138	4.92	16.41	1.19	<0.005	<0.005	0.448	NA	NA	NA
	03/28/14	4.39	NA	<0.005	NA	-262.1	NA	116	5.58	18.65	3.38	<0.005	<0.005	0.801	NA	NA	NA
	04/25/14	3.91	NA	<0.005	NA	100.9	NA	151	5.91	17.28	9.13	<0.005	<0.005	0.360	NA	NA	NA
	07/09/14	1.92	NA	0.00800	NA	200.6	NA	107	5.17	21.54	3.32	<0.005	<0.005	0.590	NA	NA	NA
	10/08/14	2.82	NA	<0.005	NA	98.4	NA	110	5.52	21.10	3.48	<0.005	<0.005	0.336	NA	NA	NA
	01/06/15	2.52	NA	<0.005	NA	100.2	NA	94	7.03	17.60	8.07	<0.005	<0.005	0.436	NA	NA	NA
	04/20/15	2.68	NA	<0.005	NA	188.7	NA	117	5.57	20.89	1.25	<0.005	<0.005	3.17	NA	NA	NA
	06/12/15	2.85	<2.0	<0.005	0.0	122.5	14.5	125	5.45	21.38	2.26	<0.005	<0.005	NA	NA	NA	NA
07/06/15	3.25	NA	<0.005	NA	141.2	NA	126	5.68	21.93	2.14	<0.005	<0.005	0.599	NA	NA	NA	
MW-31	08/05/11	3.02	20	<0.00072	0	65.90	NA	413	5.94	20.79	NA	<0.001	<0.0023	NA	NA	NA	NA
	05/18/12	NA	NA	<0.010	NA	NA	NA	NA	NA	NA	NA	<0.013	<0.013	NA	NA	NA	NA
	08/20/13	1.14	NA	<0.005	NA	-38.8	NA	410	6.72	21.38	1.16	<0.005	<0.005	0.162	NA	NA	NA
	12/16/13	1.55	NA	<0.005	NA	60.5	NA	367	6.68	18.28	NA	<0.005	<0.005	NA	NA	NA	NA
	02/26/14	1.39	NA	<0.005	NA	99.3	NA	482	6.76	16.98	1.05	<0.005	<0.005	1.51	NA	NA	NA
	03/28/14	1.26	NA	0.00927	NA	-298.4	NA	347	6.61	18.84	<1.00	<0.005	<0.005	<0.100	NA	NA	NA
	04/25/14	1.55	NA	<0.005	NA	108.9	NA	400	6.67	17.61	1.16	<0.005	<0.005	0.265	NA	NA	NA
	07/09/14	1.30	NA	<0.005	NA	138.5	NA	354	6.46	22.22	<1.00	<0.005	<0.005	0.158	NA	NA	NA
	10/08/14	1.21	NA	<0.005	NA	54.3	NA	331	6.71	20.6	1.02	<0.005	<0.005	<0.100	NA	NA	NA
	01/06/15	1.28	NA	<0.005	NA	9.4	NA	306	6.70	17.7	1.26	<0.005	<0.005	0.341	NA	NA	NA
	04/20/15	1.31	NA	<0.005	NA	-9.5	NA	383	6.83	20.32	3.36	<0.005	<0.005	0.479	NA	NA	NA
	07/08/15	0.83	NA	<0.005	NA	5.7	NA	436	6.98	23.41	2.26	<0.005	<0.005	0.222	NA	NA	NA

Table 2: Analytical Data for Natural Attenuation Parameters

DSCA ID No.: 32-0013

Sample ID	Sampling Date (mm/dd/yy)	Dissolved oxygen (DO)	Sulfate	Methane	Ferrous Iron	Oxidation reduction potential (ORP)	Alkalinity	Conductivity	pH	Temperature	Total organic carbon (TOC)	Ethane	Ethene	Total Iron	Barium	Chromium	Lead
	Units	mg/L	mg/L	mg/L	mg/L	mV	mg/L	µs/cm ²	std unit	° C	mg/L	mg/L	mg/L	mg/L	mg/L	mg/L	mg/L
MW-4R	05/17/12	NA	NA	0.011	NA	NA	NA	NA	NA	NA	NA	<0.013	<0.013	NA	NA	NA	NA
	08/20/13	0.93	NA	<0.005	NA	157.9	NA	88	5.59	20.46	<1.0	<0.005	<0.005	0.814	NA	NA	NA
	12/17/13	2.47	NA	<0.005	NA	89.1	NA	84	5.59	15.16	NA	<0.005	<0.005	NA	0.150	0.00540	<0.00500
	02/26/14	1.55	NA	<0.005	NA	209.8	NA	105	5.50	16.15	<1.00	<0.005	<0.005	1.19	0.150	0.00540	<0.00500
	03/27/14	1.97	NA	<0.005	NA	-263.1	NA	88	6.19	15.25	<1.00	<0.005	<0.005	0.179	0.135	<0.00500	<0.00500
	04/24/14	1.92	NA	<0.005	NA	-103.4	NA	102	7.78	15.75	<1.00	<0.005	<0.005	0.486	0.133	<0.00500	<0.00500
	07/09/14	1.79	NA	<0.005	NA	181.2	NA	92	5.79	22.58	<1.00	<0.005	<0.005	0.393	0.137	<0.00500	<0.00500
	10/08/14	3.03	NA	<0.005	NA	100.2	NA	92	5.70	20.58	<1.00	<0.005	<0.005	0.149	0.109	<0.00500	<0.00500
	01/06/15	2.18	NA	<0.005	NA	100.2	NA	87	5.98	14.93	1.20	<0.005	<0.005	0.102	0.146	<0.00500	<0.00500
	04/21/15	1.81	NA	0.0209	NA	520.5	NA	156	5.61	18.12	1.77	<0.005	<0.005	<0.100	0.236	<0.00500	<0.00500
	06/12/15	0.76	11.3	0.0906	0.0	47.2	85.9	274	5.90	20.59	2.60	<0.005	<0.005	NA	NA	NA	NA
07/06/15	0.50	NA	0.147	NA	113.1	NA	386	6.06	21.56	2.86	<0.005	<0.005	<0.100	0.662	<0.00500	<0.00500	
MW-4I	05/17/12	NA	NA	<0.010	NA	NA	NA	NA	NA	NA	NA	<0.013	<0.013	NA	NA	NA	NA
	08/20/13	4.85	NA	<0.005	NA	171.9	NA	55	5.98	21.74	<1.0	<0.005	<0.005	1.16	NA	NA	NA
	12/17/13	6.12	NA	0.0127	NA	39.6	NA	52	6.22	13.98	NA	<0.005	<0.005	NA	0.0281	<0.00500	0.00720
	02/26/14	5.64	NA	<0.005	NA	146.0	NA	190	6.18	16.67	<1.0	<0.005	<0.005	0.559	0.0252	<0.00500	<0.00500
	03/27/14	6.4	NA	<0.005	NA	-228.8	NA	43	6.04	14.23	<1.0	<0.005	<0.005	0.657	0.0244	<0.00500	<0.00500
	04/24/14	5.62	NA	<0.005	NA	-39.7	NA	59	8.70	15.60	<1.0	<0.005	<0.005	4.83	0.0351	<0.00500	<0.00500
	07/09/14	4.90	NA	<0.005	NA	135.7	NA	54	5.94	26.45	<1.0	<0.005	<0.005	3.88	0.0304	0.00500	<0.00500
	10/08/14	5.38	NA	<0.005	NA	89.9	NA	61	6.11	20.97	<1.00	<0.005	<0.005	<0.100	0.0240	<0.00500	<0.00500
	01/06/15	6.56	NA	<0.005	NA	75.0	NA	41	6.16	13.67	1.08	<0.005	<0.005	6.37	0.0441	0.00760	0.00780
	04/21/15	3.8	NA	<0.005	NA	121.1	NA	57	6.08	18.55	1.27	<0.005	<0.005	1.42	0.0312	<0.00500	<0.00500
	06/12/15	5.05	2.12	<0.005	0.0	4.1	14.7	60	6.32	21.57	<1.0	<0.005	<0.005	NA	NA	NA	NA
07/06/15	4.41	NA	0.00811	NA	15.0	NA	63	6.34	22.06	<1.0	<0.005	<0.005	1.36	0.0298	<0.00500	0.00550	
MW-10	05/17/12	NA	NA	0.48	NA	NA	NA	NA	NA	NA	NA	<0.013	<0.013	NA	NA	NA	NA
	08/21/13	0.33	NA	0.393	NA	-58.2	NA	940	6.68	23.12	4.48	<0.005	<0.005	9.18	NA	NA	NA
	12/16/13	1.56	NA	1.55	NA	-82.3	NA	897	6.70	20.05	NA	0.00792	<0.005	NA	NA	NA	NA
	02/28/14	0.94	NA	0.777	NA	77.0	NA	1,095	6.65	12.63	3.17	<0.005	<0.005	1.41	NA	NA	NA
	03/27/14	1.00	NA	0.243	NA	-295.5	NA	1,633	6.65	17.85	2.76	<0.005	<0.005	2.60	NA	NA	NA
	04/25/14	0.30	NA	0.164	NA	30.7	NA	2,332	7.17	21.83	2.80	<0.005	<0.005	0.849	NA	NA	NA
	07/08/14	0.26	NA	0.143	NA	67.2	NA	2,088	6.85	24.48	2.43	<0.005	<0.005	0.107	NA	NA	NA
	10/08/14	0.31	NA	0.0512	NA	59.9	NA	1,130	6.52	24.13	1.68	<0.005	<0.005	<0.100	NA	NA	NA
	01/06/15	0.41	NA	0.0104	NA	-12.3	NA	1,150	6.15	17.98	2.50	<0.005	<0.005	0.238	NA	NA	NA
	04/21/15	0.31	NA	<0.005	NA	47.7	NA	1,835	6.68	21.15	2.71	<0.005	<0.005	0.294	NA	NA	NA
07/08/15	0.33	NA	0.0220	NA	6.1	NA	2,428	6.75	24.03	2.45	<0.005	<0.005	0.345	NA	NA	NA	

Table 2: Analytical Data for Natural Attenuation Parameters

DSCA ID No.: 32-0013

Sample ID	Sampling Date (mm/dd/yy)	Dissolved oxygen (DO)	Sulfate	Methane	Ferrous Iron	Oxidation reduction potential (ORP)	Alkalinity	Conductivity	pH	Temperature	Total organic carbon (TOC)	Ethane	Ethene	Total Iron	Barium	Chromium	Lead
	Units	mg/L	mg/L	mg/L	mg/L	mV	mg/L	µs/cm ²	std unit	° C	mg/L	mg/L	mg/L	mg/L	mg/L	mg/L	mg/L
MW-14S	05/18/12	NA	NA	<0.010	NA	NA	NA	NA	NA	NA	NA	<0.013	<0.013	NA	NA	NA	NA
	08/22/13	3.39	NA	<0.005	NA	0.4	NA	213	6.54	20.95	1.97	<0.005	<0.005	5.23	NA	NA	NA
	12/20/13	5.13	NA	0.0176	NA	123.8	NA	132	6.26	15.30	NA	0.0441	<0.005	NA	NA	NA	NA
	02/27/14	5.95	NA	0.0189	NA	194.4	NA	102	5.94	12.50	NA	<0.005	<0.005	3.71	NA	NA	NA
	03/27/14	5.14	NA	<0.005	NA	185.8	NA	101	5.97	12.73	1.29	<0.005	<0.005	2.94	NA	NA	NA
	04/24/14	5.25	NA	0.00718	NA	-36.3	NA	85	7.62	16.35	1.29	<0.005	<0.005	8.14	NA	NA	NA
	07/09/14	3.49	NA	0.00823	NA	95.6	NA	86	5.81	23.83	<1.0	<0.005	<0.005	5.53	NA	NA	NA
	10/07/14	4.68	NA	0.0304	NA	141.0	NA	59	6.07	16.97	1.52	<0.005	<0.005	51.1	NA	NA	NA
	01/05/15	4.79	NA	0.00551	NA	91.7	NA	63	6.15	14.89	3.84	<0.005	<0.005	21.9	NA	NA	NA
	04/21/15	5.08	NA	0.0124	NA	99.3	NA	61	6.13	16.72	1.10	<0.005	<0.005	17.9	NA	NA	NA
07/07/15	4.11	NA	0.0214	NA	165.3	NA	90	5.83	23.11	1.41	<0.005	<0.005	12.1	NA	NA	NA	
MW-14I	05/18/12	NA	NA	<0.010	NA	NA	NA	NA	NA	NA	NA	<0.013	<0.013	NA	NA	NA	NA
	08/22/13	2.77	NA	<0.005	NA	15.1	NA	219	6.62	22.07	<1.0	<0.005	<0.005	1.23	NA	NA	NA
	12/19/13	5.25	NA	<0.005	NA	127.8	NA	54	6.04	16.24	NA	<0.005	<0.005	NA	NA	NA	NA
	02/27/14	7.25	NA	<0.005	NA	194.1	NA	56	5.87	15.12	<1.0	<0.005	<0.005	64.7	NA	NA	NA
	03/27/14	5.61	NA	<0.005	NA	175.1	NA	52	5.86	13.90	18.5	<0.005	<0.005	1.18	NA	NA	NA
	04/24/14	9.74	NA	<0.005	NA	-65	NA	54	7.26	16.41	5.24	<0.005	<0.005	26.0	NA	NA	NA
	07/09/14	4.16	NA	<0.005	NA	79.6	NA	61	6.23	21.85	<1.0	<0.005	<0.005	16.3	NA	NA	NA
	10/07/14	6.53	NA	<0.005	NA	139.3	NA	42	6.17	16.90	<1.0	<0.005	<0.005	41.1	NA	NA	NA
	01/05/15	6.41	NA	<0.005	NA	87.2	NA	42	5.97	15.10	1.01	<0.005	<0.005	17.1	NA	NA	NA
	04/21/15	6.77	NA	<0.005	NA	135.6	NA	49	6.30	16.66	<1.0	<0.005	<0.005	19.1	NA	NA	NA
07/07/15	6.23	NA	<0.005	NA	203.8	NA	74	5.76	19.16	<1.0	<0.005	<0.005	21.9	NA	NA	NA	
MW-15S	08/19/13	7.22	NA	NA	NA	170.5	NA	62	5.00	19.41	NA	NA	NA	NA	NA	NA	NA
	12/20/13	6.23	NA	<0.005	NA	132.6	NA	87	6.72	15.83	NA	<0.005	<0.005	NA	NA	NA	NA
	02/26/14	1.01	NA	0.00925	NA	67.0	NA	1,872	4.39	13.61	2,690	<0.005	<0.005	345	NA	NA	NA
	03/26/14	3.42	NA	0.0398	NA	-334.6	NA	1,614	4.64	13.08	1,750	0.00577	0.00835	146	NA	NA	NA
	04/25/14	1.35	NA	0.341	NA	60.6	NA	1,623	6.13	19.42	1,060	0.00529	0.00816	122	NA	NA	NA
	07/10/14	0.24	NA	1.80	NA	-14.7	NA	1,656	5.46	22.36	975	<0.005	0.00582	135	NA	NA	NA
	10/08/14	0.07	NA	0.837	NA	-130.0	NA	1,489	6.59	24.24	64.2	<0.005	<0.005	67.5	NA	NA	NA
	01/06/15	0.87	NA	1.05	NA	-115.9	NA	834	6.60	14.64	23.5	0.00800	0.00687	22.8	NA	NA	NA
	04/22/15	0.15	NA	5.56	NA	-117.7	NA	997	6.72	18.36	7.89	0.0935	0.0369	38.7	NA	NA	NA
07/07/15	0.23	NA	5.90	NA	-153.5	NA	1,120	7.06	22.74	14.2	0.0831	0.0503	19.5	NA	NA	NA	

Table 2: Analytical Data for Natural Attenuation Parameters

DSCA ID No.: 32-0013

Sample ID	Sampling Date (mm/dd/yy)	Dissolved oxygen (DO)	Sulfate	Methane	Ferrous Iron	Oxidation reduction potential (ORP)	Alkalinity	Conductivity	pH	Temperature	Total organic carbon (TOC)	Ethane	Ethene	Total Iron	Barium	Chromium	Lead
	Units	mg/L	mg/L	mg/L	mg/L	mV	mg/L	µs/cm ²	std unit	° C	mg/L	mg/L	mg/L	mg/L	mg/L	mg/L	mg/L
MW-15I	08/19/13	2.56	NA	NA	NA	208.6	NA	127	5.64	19.85	NA	NA	NA	NA	NA	NA	NA
	12/17/13	2.60	NA	<0.005	NA	124.1	NA	117	5.65	16.72	NA	<0.005	<0.005	NA	NA	NA	NA
	02/26/14	1.31	NA	<0.005	NA	127.0	NA	262	5.71	13.02	3.16	<0.005	<0.005	1.61	NA	NA	NA
	03/26/14	1.04	NA	<0.005	NA	-258.2	NA	115	5.76	13.69	9.15	<0.005	<0.005	2.14	NA	NA	NA
	04/25/14	1.14	NA	0.0118	NA	92.3	NA	134	5.78	18.36	5.12	<0.005	<0.005	8.33	NA	NA	NA
	07/10/14	0.91	NA	0.0364	NA	99.0	NA	134	5.58	21.52	1.93	<0.005	<0.005	1.43	NA	NA	NA
	10/08/14	1.02	NA	0.00753	NA	72.4	NA	128	5.76	21.45	1.50	<0.005	<0.005	0.377	NA	NA	NA
	01/06/15	1.85	NA	0.0109	NA	-2.4	NA	112	5.93	15.09	2.19	<0.005	<0.005	1.86	NA	NA	NA
	04/22/15	0.95	NA	<0.005	NA	111.5	NA	183	5.97	18.77	4.04	<0.005	<0.005	0.272	NA	NA	NA
	07/07/15	1.08	NA	0.00526	NA	53.7	NA	179	6.16	23.05	1.28	<0.005	<0.005	0.777	NA	NA	NA
MW-16S	05/18/12	NA	NA	<0.010	NA	NA	NA	NA	NA	NA	NA	<0.013	<0.013	NA	NA	NA	NA
	08/21/13	4.40	NA	<0.005	NA	201.0	NA	80	5.74	20.89	1.35	<0.005	<0.005	8.99	NA	NA	NA
	12/19/13	3.89	NA	<0.005	NA	108.0	NA	82	5.96	15.69	NA	<0.005	<0.005	NA	NA	NA	NA
	02/27/14	8.16	NA	<0.005	NA	278.3	NA	87	6.33	14.30	1.14	<0.005	<0.005	107	NA	NA	NA
	03/27/14	6.60	NA	<0.005	NA	207.6	NA	82	6.12	13.85	<1.0	<0.005	<0.005	5.03	NA	NA	NA
	04/23/14	4.25	NA	<0.005	NA	-6.5	NA	86	7.68	18.14	1.15	<0.005	<0.005	2.13	NA	NA	NA
	07/10/14	3.49	NA	<0.005	NA	31.9	NA	83	6.06	21.49	1.60	<0.005	<0.005	3.79	NA	NA	NA
	10/06/14	5.95	NA	<0.005	NA	190.2	NA	81	6.33	18.91	2.57	<0.005	<0.005	35.6	NA	NA	NA
	01/06/15	6.53	NA	<0.005	NA	89.2	NA	42	6.61	14.57	2.15	<0.005	<0.005	91.6	NA	NA	NA
	04/21/15	4.88	NA	<0.005	NA	79.5	NA	65	6.08	17.81	5.01	<0.005	<0.005	28.7	NA	NA	NA
07/07/15	4.96	NA	<0.005	NA	209.2	NA	82	5.7	18.80	1.50	<0.005	<0.005	3.15	NA	NA	NA	
MW-16I	05/18/12	NA	NA	<0.010	NA	NA	NA	NA	NA	NA	NA	<0.013	<0.013	NA	NA	NA	NA
	08/21/13	4.69	NA	<0.005	NA	194.1	NA	82	5.90	22.31	<1.0	<0.005	<0.005	0.811	NA	NA	NA
	12/19/13	6.64	NA	<0.005	NA	96.2	NA	41	5.80	15.81	NA	<0.005	<0.005	NA	NA	NA	NA
	02/27/14	7.35	NA	<0.005	NA	215.0	NA	52	5.79	14.17	<1.0	<0.005	<0.005	22.5	NA	NA	NA
	03/27/14	6.61	NA	<0.005	NA	182.5	NA	49	5.81	13.60	<1.0	<0.005	<0.005	<0.100	NA	NA	NA
	04/23/14	6.10	NA	<0.005	NA	21.8	NA	52	7.20	16.95	1.24	<0.005	<0.005	2.86	NA	NA	NA
	07/10/14	5.99	NA	<0.005	NA	98.1	NA	51	6.00	19.71	<1.0	<0.005	<0.005	11.9	NA	NA	NA
	10/06/14	6.64	NA	<0.005	NA	173.8	NA	38	5.99	16.54	1.16	<0.005	<0.005	2.88	NA	NA	NA
	01/05/15	6.85	NA	<0.005	NA	86.7	NA	38	6.50	14.55	1.08	<0.005	<0.005	32.4	NA	NA	NA
	04/21/15	6.62	NA	<0.005	NA	69.0	NA	45	6.19	17.54	1.01	<0.005	<0.005	11.7	NA	NA	NA
07/07/15	5.68	NA	<0.005	NA	213.6	NA	64	5.80	20.07	<1.0	<0.005	<0.005	11.7	NA	NA	NA	

Table 2: Analytical Data for Natural Attenuation Parameters

DSCA ID No.: 32-0013

Sample ID	Sampling Date (mm/dd/yy)	Dissolved oxygen (DO)	Sulfate	Methane	Ferrous Iron	Oxidation reduction potential (ORP)	Alkalinity	Conductivity	pH	Temperature	Total organic carbon (TOC)	Ethane	Ethene	Total Iron	Barium	Chromium	Lead
	Units	mg/L	mg/L	mg/L	mg/L	mV	mg/L	µs/cm ²	std unit	° C	mg/L	mg/L	mg/L	mg/L	mg/L	mg/L	mg/L
MW-18	05/18/12	NA	NA	<0.010	NA	NA	NA	NA	NA	NA	NA	<0.013	<0.013	NA	NA	NA	NA
	08/19/13	4.92	NA	<0.005	NA	155.5	NA	74	5.38	19.09	1.01	<0.005	<0.005	13.1	NA	NA	NA
	12/17/13	5.76	NA	<0.005	NA	109.8	NA	41	5.59	16.70	NA	<0.005	<0.005	NA	NA	NA	NA
	02/26/14	5.81	NA	<0.005	NA	188.4	NA	50	5.29	14.46	<1.00	<0.005	<0.005	NA	NA	NA	NA
	03/26/14	6.57	NA	<0.005	NA	-258.4	NA	40	5.55	15.12	<1.00	<0.005	<0.005	0.639	NA	NA	NA
	04/24/14	5.19	NA	0.00895	NA	-44.3	NA	51	6.86	18.25	1.81	<0.005	<0.005	1.95	NA	NA	NA
	07/08/14	5.18	NA	0.00596	NA	122.2	NA	43	5.68	22.93	<1.00	<0.005	<0.005	0.815	NA	NA	NA
	10/08/14	4.78	NA	<0.005	NA	81.1	NA	42	5.72	23.38	<1.00	<0.005	<0.005	0.649	NA	NA	NA
	01/06/15	5.23	NA	<0.005	NA	144.3	NA	35	5.20	12.26	<1.00	<0.005	<0.005	0.857	NA	NA	NA
	04/20/15	5.46	NA	<0.005	NA	174.8	NA	42	5.73	19.30	3.04	<0.005	<0.005	0.590	NA	NA	NA
07/07/15	4.72	NA	<0.005	NA	98.1	NA	52	6.19	20.25	<1.0	<0.005	<0.005	0.750	NA	NA	NA	
MW-21	08/20/13	1.02	NA	<0.005	NA	-183.2	NA	447	6.82	21.32	1.25	<0.005	<0.005	4.44	NA	NA	NA
	12/16/13	1.78	NA	<0.005	NA	13.1	NA	411	6.85	19.63	NA	<0.005	<0.005	NA	NA	NA	NA
	02/26/14	1.57	NA	<0.005	NA	197.0	NA	471	6.55	15.92	1.28	<0.005	<0.005	1.79	NA	NA	NA
	03/27/14	1.29	NA	<0.005	NA	-277.4	NA	394	6.89	15.85	1.14	<0.005	<0.005	1.20	NA	NA	NA
	04/25/14	1.00	NA	0.00516	NA	19.8	NA	475	7.47	20.41	1.38	<0.005	<0.005	0.268	NA	NA	NA
	07/08/14	1.19	NA	0.0731	NA	47.3	NA	497	6.85	24.48	<1.00	<0.005	<0.005	0.535	NA	NA	NA
	10/07/14	1.14	NA	<0.005	NA	84.0	NA	422	6.75	22.43	1.08	<0.005	<0.005	<0.100	NA	NA	NA
	01/06/15	1.09	NA	<0.005	NA	87.0	NA	380	6.67	16.79	1.39	<0.005	<0.005	0.583	NA	NA	NA
	04/20/15	1.45	NA	<0.005	NA	78.5	NA	495	6.82	20.45	1.9	<0.005	<0.005	0.252	NA	NA	NA
07/07/15	1.30	NA	<0.005	NA	-2.3	NA	576	7.03	21.66	1.17	<0.005	<0.005	0.430	NA	NA	NA	
MW-22S	08/21/13	0.39	NA	3.61	NA	-57.1	NA	568	6.56	22.78	4.48	0.160	0.0158	9.17	NA	NA	NA
	12/17/13	1.03	NA	2.65	NA	-40.5	NA	302	6.35	15.02	NA	0.293	0.129	NA	NA	NA	NA
	02/28/14	0.75	NA	8.87	NA	-85.0	NA	2,286	6.54	12.09	569	0.0293	<0.005	344	NA	NA	NA
	03/28/14	0.36	NA	6.02	NA	-319.2	NA	1,637	6.63	19.26	59.2	0.0182	<0.005	144	NA	NA	NA
	04/24/14	0.52	NA	5.75	NA	-113.8	NA	1,528	8.45	19.01	22.1	0.0169	<0.005	60.4	NA	NA	NA
	07/10/14	0.26	NA	3.62	NA	-70.6	NA	1,099	6.51	22.95	10.9	0.0183	<0.005	32.2	NA	NA	NA
	10/07/14	0.13	NA	2.95	NA	-90.4	NA	876	6.66	24.4	7.95	0.0185	0.00618	12.5	NA	NA	NA
	01/06/15	0.58	NA	2.25	NA	-112.9	NA	638	6.82	19.73	6.12	0.0170	0.00742	11.5	NA	NA	NA
	04/21/15	0.28	NA	7.16	NA	-45.1	NA	624	6.63	19.82	3.89	0.0716	0.01450	3.83	NA	NA	NA
07/08/15	0.24	NA	9.44	NA	-80.5	NA	631	6.78	23.03	3.30	0.207	0.0370	5.12	NA	NA	NA	

Table 2: Analytical Data for Natural Attenuation Parameters

DSCA ID No.: 32-0013

Sample ID	Sampling Date (mm/dd/yy)	Dissolved oxygen (DO)	Sulfate	Methane	Ferrous Iron	Oxidation reduction potential (ORP)	Alkalinity	Conductivity	pH	Temperature	Total organic carbon (TOC)	Ethane	Ethene	Total Iron	Barium	Chromium	Lead
	Units	mg/L	mg/L	mg/L	mg/L	mV	mg/L	µs/cm ²	std unit	° C	mg/L	mg/L	mg/L	mg/L	mg/L	mg/L	mg/L
MW-22I	08/21/13	1.91	NA	0.0318	NA	28.5	NA	218	6.66	22.91	1.72	0.0163	0.0192	0.245	NA	NA	NA
	12/16/13	2.37	NA	0.0295	NA	18.2	NA	169	6.87	18.49	NA	0.00965	0.00937	NA	NA	NA	NA
	02/28/14	0.98	NA	0.0920	NA	99.6	NA	2,438	4.88	10.66	1,610	0.0770	0.0224	284	NA	NA	NA
	03/28/14	0.51	NA	0.0422	NA	-295.8	NA	2,039	4.96	18.60	1,650	0.0348	0.0144	242	NA	NA	NA
	04/24/14	0.76	NA	0.125	NA	-52.9	NA	3,530	7.83	17.90	246	0.120	0.0288	505	NA	NA	NA
	07/10/14	0.43	NA	0.678	NA	-23.2	NA	2,859	5.63	23.13	1500	0.142	0.0508	345	NA	NA	NA
	10/07/14	0.22	NA	1.55	NA	-46.2	NA	2,217	5.78	25.15	300	0.162	0.0629	300	NA	NA	NA
	01/06/15	0.57	NA	2.58	NA	-134.4	NA	1,712	6.33	18.08	700	<0.00500	0.182	236	NA	NA	NA
	04/21/15	0.12	NA	7.64	NA	-84.9	NA	1,248	6.21	20.54	211	<0.00500	1.59	87.3	NA	NA	NA
	07/08/15	0.32	NA	9.99	NA	-94.2	NA	1,142	6.44	22.86	124	<0.005	2.01	76.0	NA	NA	NA
MW-23S	08/19/13	7.40	NA	0.0196	NA	184.4	NA	65	5.87	20.89	1.89	<0.005	<0.005	2.05	NA	NA	NA
	12/17/13	1.41	NA	0.0898	NA	106.8	NA	60	5.77	19.14	NA	<0.005	<0.005	NA	NA	NA	NA
	02/28/14	0.98	NA	0.0545	NA	129.8	NA	1,608	4.63	15.05	861	0.0136	0.0121	173	NA	NA	NA
	03/28/14	1.07	NA	0.0872	NA	-326.3	NA	895	5.46	15.96	476	0.0149	0.0140	157	NA	NA	NA
	04/25/14	0.58	NA	0.103	NA	1.7	NA	593	6.00	16.61	383	0.0138	0.0238	131	NA	NA	NA
	07/10/14	0.41	NA	0.0772	NA	36.7	NA	477	5.32	21.43	162	0.00907	0.0146	48.9	NA	NA	NA
	10/08/14	0.40	NA	0.0489	NA	68.6	NA	1,142	4.98	24.68	237	0.00837	0.0204	75.5	NA	NA	NA
	01/06/15	0.66	NA	0.0951	NA	-58.5	NA	1,650	5.59	17.81	1060	0.0107	0.0408	83.1	NA	NA	NA
	04/22/15	0.28	NA	2.66	NA	-2.6	NA	1,092	5.72	17.70	427	0.174	<0.005	48.7	NA	NA	NA
	06/12/15	0.32	<2.0	6.67	4.5	-101.5	461	1,148	6.27	20.39	250	0.0465	0.232	NA	NA	NA	NA
07/06/15	0.34	NA	6.16	NA	-122.5	NA	1,138	6.40	20.42	117	<0.005	0.181	51.5	NA	NA	NA	
MW-23I	08/19/13	8.13	NA	<0.005	NA	188.5	NA	75	6.31	21.69	1.01	<0.005	<0.005	26.0	NA	NA	NA
	12/17/13	7.01	NA	<0.005	NA	127.4	NA	54	5.81	17.69	NA	<0.005	<0.005	NA	NA	NA	NA
	02/28/14	1.03	NA	<0.005	NA	76.7	NA	70	6.20	12.46	2.54	<0.005	<0.005	7.64	NA	NA	NA
	03/28/14	0.59	NA	<0.005	NA	-306.0	NA	106	6.50	15.76	8.25	<0.005	<0.005	2.45	NA	NA	NA
	04/25/14	0.34	NA	<0.005	NA	28.7	NA	72	6.88	17.70	1.72	<0.005	<0.005	7.31	NA	NA	NA
	07/10/14	0.44	NA	<0.005	NA	100.1	NA	55	5.82	21.41	1.03	<0.005	<0.005	10.8	NA	NA	NA
	10/08/14	1.75	NA	<0.005	NA	88.4	NA	103	6.27	22.84	2.27	<0.005	<0.005	0.720	NA	NA	NA
	01/06/15	4.20	NA	<0.005	NA	56.3	NA	43	7.12	15.08	1.06	<0.005	<0.005	6.26	NA	NA	NA
	04/22/15	2.47	NA	<0.005	NA	70.7	NA	60	6.09	18.14	2.99	<0.005	<0.005	0.269	NA	NA	NA
	07/08/15	2.56	NA	<0.005	NA	111.5	NA	79	6.48	21.35	1.23	<0.005	<0.005	0.966	NA	NA	NA
MW-24S	06/12/15	6.00	<2.0	<0.005	0.0	104.2	22.0	65	5.85	23.60	1.10	<0.005	<0.005	NA	0.0678	<0.00500	<0.00500

Note: NA denotes not analyzed.

Table 3: Analytical Data for Indoor Air

ADT 3

DSCA ID No.: DC320013

Sample ID	Sampling Date (mm/dd/yy)	Sample Location ¹	Sampling Method ²	Sampling Duration	cis-1,2-Dichloroethylene	Tetrachloroethylene	trans-1,2-Dichloroethylene	Trichloroethylene	Vinyl chloride
					[µg/m ³]				
1421 Dollar Ave									
BG-1421	03/02/10		SU	24h	<0.0270	0.0626	<0.0270	0.0109J	<0.0103
1421-OUT	06/02/14		P	14d	<0.16 C	1.4	<0.16 C	<0.072	<0.22 C
1421-UP	10/06/09	R	SU	24h	<1.1	4.70	<1.1	<1.5	<1.8653
	11/10/09		SU	24h	<2.93	6.24	<5.55	8.59	<1.8653
	11/16/09		SU	24h	0.14	2.23	<0.03	0.045J	<0.01265
	11/24/09		SU	24h	4.76	10.85	<5.15	8.06	<1.738
	12/28/09		SU	24h	<0.0345	0.64	<0.0345	0.03J	0.01661J
	01/13/10		SU	24h	<0.029	0.98	<0.029	0.0334J	<0.011
	03/02/10		SU	24h	<0.0297	0.564	<0.0297	0.0125J	<0.0113
	06/03/10		SU	24h	<0.0352	1.07	<0.0352	0.0302J	<0.0134
	01/07/11		SU	24h	0.36	2.2	<0.079	<0.11	<0.051
	01/07/11		P	24h	<1.7 C	2.3	<1.7 C	<1.0	<2.7 C
	04/14/11		P	28d	<0.049 C	3.7	<0.049 C	<0.029	<0.079 C
	02/13/12		P	30d	<0.060 C	1.1	<0.060 C	<0.036	<0.096 C
	05/16/12		SU	24h	0.75	2.5	<0.079	<0.11	<0.051
	05/21/12		P	30d	<0.054 C	1.6	<0.054 C	<0.032	<0.087 C
	12/05/12		P	30d	<0.077 C	6.7	<0.080 C	<0.035	<0.110 C
	02/01/13		P	30d	<0.074 C	2.1	<0.077 C	<0.034	<0.100 C
	09/19/13		P	13.3 d	<0.17 C	7.2	<0.17 C	<0.076	<0.23 C
	12/17/13		P	14 d	<0.16 C	13	<0.17 C	<0.072	<0.22 C
	02/25/14		SU	24h	<0.14	1.3	<0.14	<0.19	<0.090
	03/11/14		P	14d	<0.12 C	1.7	<0.60 C	1.0	<0.077 C
	03/18/14		SU	24h	<0.14	0.47	<0.14	<0.19	<0.090
	04/01/14		P	14d	<0.12 C	1.1	<0.60 C	0.98	<0.60 C
	04/22/14		SU	24h	<0.14	1.9	<0.14	<0.19	<0.090
05/06/14	P	14d	0.37 C	2.0	<0.60 C	0.47	<0.077 C		
06/02/14	P	14d	<0.16 C	1.6	<0.16 C	<0.072	<0.22 C		
07/01/14	P	14d	0.50 C	2.5	<0.56 C	0.75	<0.072 C		
07/31/14	P	14d	<0.16 C	1.2	<0.16 C	<0.072	<0.22 C		
10/28/14	P	14d	<0.16 C	11	<0.16 C	<0.072	<0.22 C		
01/27/15	P	14d	<0.16 C	0.41	<0.16 C	<0.072	<0.22 C		
04/28/15	P	14d	<0.16 C	0.45	<0.16 C	<0.072	<0.22 C		
07/21/15	P	14d	<0.16 C	2.9	<0.16 C	<0.072	<0.22 C		

Table 3: Analytical Data for Indoor Air

ADT 3

DSCA ID No.: DC320013

Sample ID	Sampling Date (mm/dd/yy)	Sample Location ¹	Sampling Method ²	Sampling Duration	cis-1,2-Dichloroethylene	Tetrachloroethylene	trans-1,2-Dichloroethylene	Trichloroethylene	Vinyl chloride
					[µg/m ³]				
1421-DOWN	10/06/09	R	SU	24h	<21.7	86.4	<21.7	18.9J	<13.9
	11/10/09		SU	24h	<2.77	9.5	<5.15	<3.8	<1.738
	11/16/09		SU	24h	0.07	3.32	<0.03	0.0430J	<0.0128
	11/24/09		SU	24h	3.84	11.53	<5.15	7.0	<1.738
	12/28/09		SU	24h	<0.033	0.71	<0.033	0.0215J	0.01536J
	01/13/10		SU	24h	<0.0298	1.32	<0.030	0.0327J	<0.01132
	03/02/10		SU	24h	<0.0279	0.927	<0.0279	0.0119J	<0.0106
	06/03/10		SU	24h	<0.0348	2.44	<0.035	0.0184	<0.01324
	01/07/11		SU	24h	0.11	2.9	<0.079	<0.11	<0.051
	01/07/11		P	24h	<1.7 C	3.5	<1.7	<1.0	<2.7
	04/14/11		P	28d	<0.049 C	7.0	<0.049 C	<0.029	<0.079 C
	02/13/12		P	30d	<0.060 C	1.9	<0.060 C	<0.036	<0.096 C
	05/16/12		SU	24h	0.21	5.6	<0.079	<0.11	<0.051
	05/21/12		P	30d	<0.054 C	4.3	<0.054 C	<0.032	<0.087 C
	12/05/12		P	30d	<0.077 C	11	<0.080 C	<0.035	<0.110 C
	02/01/13		P	30d	<0.074 C	3.5	<0.077 C	<0.034	<0.100 C
	09/19/13		P	13.3 d	<0.17 C	13	<0.17 C	<0.076	<0.23 C
	12/17/13		P	14 d	<0.16 C	27	<0.17 C	<0.072	<0.22 C
	02/25/14		SU	24h	<0.14	1.9	<0.14	<0.19	<0.090
	03/11/14		P	14d	<0.12 C	2.6	<0.60 C	26	<0.077 C
	03/18/14		SU	24h	<0.14	0.41	<0.14	<0.19	<0.090
	04/01/14		P	14d	<0.12 C	1.7	<0.60 C	<0.14 C	<0.077 C
	04/22/14		SU	24h	<0.14	4.8	<0.14	<0.19	<0.090
	05/06/14		P	14d	<0.12 C	2.4	<0.60 C	<0.14	<0.077 C
	06/02/14		P	14d	<0.16 C	3.6	<0.16 C	<0.072	<0.22 C
	07/01/14		P	14d	<0.11 C	3.5	<0.56 C	<0.13	<0.072 C
	07/31/14		P	14d	<0.16 C	1.9	<0.16 C	<0.072	<0.22 C
	10/28/14		P	14d	<0.16 C	18	<0.16 C	<0.072	<0.22 C
01/27/15	P	14d	<0.16 C	0.36	<0.16 C	<0.072	<0.22 C		
04/28/15	P	14d	<0.16 C	0.79	<0.16 C	<0.072	<0.22 C		
07/21/15	P	14d	<0.16 C	8.3	<0.16 C	<0.072	<0.22 C		
DWM Residential IASLs					NE	8.34	NE	0.417	1.68

Notes:

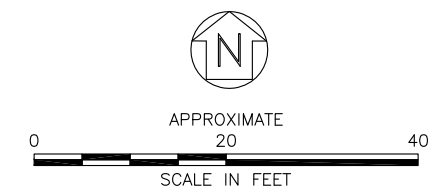
- "R" denotes residence.
- "SU" denotes Summa canister. "P" denotes passive sampler.
- Bold exceeds June 2014 DWM Residential Indoor Air Screening Levels (IASLs) for Target Risk = 1.0E-05.
- NE = Not Established
- J denotes estimated concentration between laboratory reporting limit and method detection limit.
- C denotes estimated concentration due to calculated sampling rate.
- Additional vapor mitigation measures were completed at 1421 Dollar Ave on May 12, 2014.


FIGURES

S:\AAA-Master Projects\DSCA - DS0\DS0-84 One Hr Martinizing (former BB&T)\Website Updates\July 2015\Figures\DC320013_20150819_Figures.dwg




- LEGEND**
- SOURCE PROPERTY BOUNDARY
 - - - PROPERTY PARCEL LINE
 - ⊕ TYPE II MONITORING WELL
 - Ⓜ INJECTION POINT
 - [Hatched Box] EXCAVATION AREA



TITLE EHC SHALLOW INJECTION POINT LOCATION MAP	
PROJECT ONE HOUR MARTINIZING DSCA ID NO: 32-0013 1103 WEST CLUB BLVD DURHAM, NORTH CAROLINA	
 2923 South Tryon Street-Suite 100 Charlotte, North Carolina 28203 704-586-0007(p) 704-586-0373(f) License # C-1269 / #C-245 Geology	
DATE: 8-18-15	REVISION NO. 0
JOB NO. DS0-84	FIGURE. 1A

S:\AAA-Master Projects\DSCA - DS0\DS0-84 One Hr Martinizing (former BB&T)\Website Updates\July 2015\Figures\DC320013_20150819_Figures.dwg



TITLE EHC INTERMEDIATE INJECTION POINT LOCATION MAP	
PROJECT ONE HOUR MARTINIZING DSCA ID NO: 32-0013 1103 WEST CLUB BLVD DURHAM, NORTH CAROLINA	
 2923 South Tryon Street-Suite 100 Charlotte, North Carolina 28203 704-586-0007(p) 704-586-0373(f) License # C-1269 / #C-245 Geology	
DATE: 8-18-15	REVISION NO. 0
JOB NO. DS0-84	FIGURE. 1B

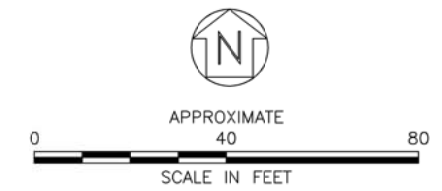
S:\AAA-Master Projects\DC3A - DSO\DS0-84 One Hr Martinizing (former BB&T)\Website Updates\2015 Website Updates\July 2015\Figures\DC320013_20150819_GW_Figures.dwg



LEGEND

- SITE PROPERTY BOUNDARY
- - - - - PROPERTY PARCEL
- ◆ TYPE II MONITORING WELL
- 0.0462 PCE CONCENTRATION IN mg/L
- 0.07 PCE ISOCONTOUR LINE IN mg/L (DASHED WHERE INFERRED)
- [Stippled Box] EXCAVATION AREA
- [Light Green Box] PCE CONCENTRATION >0.0007 AND <0.007
- [Medium Green Box] PCE CONCENTRATION >0.007 AND <0.07
- [Dark Green Box] PCE CONCENTRATION >0.07 AND <0.7
- [Darkest Green Box] PCE CONCENTRATION >0.7 AND <7.0

NOTES:
 1. SAMPLES WERE COLLECTED ON 7-6-15 THROUGH 7-8-15.
 2. NS = NOT SAMPLED



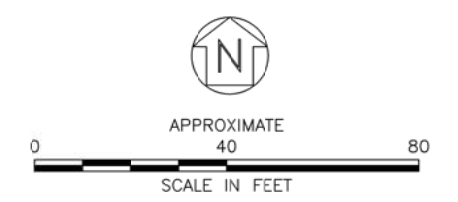
TITLE POST-INJECTION SHALLOW GROUNDWATER PCE ISOCONCENTRATION MAP (JULY 2015)	
PROJECT ONE HOUR MARTINIZING DSCA ID NO: DC320013 1103 WEST CLUB BLVD DURHAM, DURHAM COUNTY	
 2923 South Tryon Street-Suite 100 Charlotte, North Carolina 28203 704-586-0007(p) 704-586-0373(f) License # C-1269 / #C-245 Geology	
DATE: 08-19-15	REVISION NO. 0
JOB NO. DS0-84	FIGURE NO. 2A


S:\AAA-Master Projects\DC320013 - DSO\DS0-84 One Hr Martinizing (former BB&T)\Website Updates\July 2015\Figures\DC320013_20150819_GW_Figures.dwg



- LEGEND**
- SITE PROPERTY BOUNDARY
 - - - - - PROPERTY PARCEL
 - ⊕ TYPE II MONITORING WELL
 - 1.18 PCE CONCENTRATION IN mg/L
 - 0.07 PCE ISOCONTOUR LINE IN mg/L (DASHED WHERE INFERRED)
 - [Stippled Box] EXCAVATION AREA
 - [Light Green Box] PCE CONCENTRATION >0.007 AND <0.07
 - [Medium Green Box] PCE CONCENTRATION >0.007 AND <0.07
 - [Dark Green Box] PCE CONCENTRATION >0.07 AND <0.7
 - [Darkest Green Box] PCE CONCENTRATION >0.7 AND <7.0

NOTES:
 1. SAMPLES WERE COLLECTED ON 07-06-15 THROUGH 07-08-15.
 2. NS = NOT SAMPLED



TITLE POST-INJECTION INTERMEDIATE GROUNDWATER PCE ISOCONCENTRATION MAP (JULY 2015)	
PROJECT ONE HOUR MARTINIZING DSCA ID NO: DC320013 1103 WEST CLUB BLVD DURHAM, DURHAM COUNTY	
 2923 South Tryon Street-Suite 100 Charlotte, North Carolina 28203 704-586-0007(p) 704-586-0373(f) License # C-1269 / #C-245 Geology	
DATE: 08-19-15	REVISION NO. 0
JOB NO. DS0-84	FIGURE NO. 2B

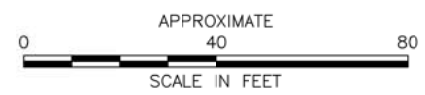
S:\AAA-Master Projects\DSCA - DS0\DS0-84 One Hr Martinizing (former BB&T)\Reports (H&M)\1-yr Post Injection Report\Figures\DC320013_20150211_Pre-Injection_GW_Figures.dwg




LEGEND

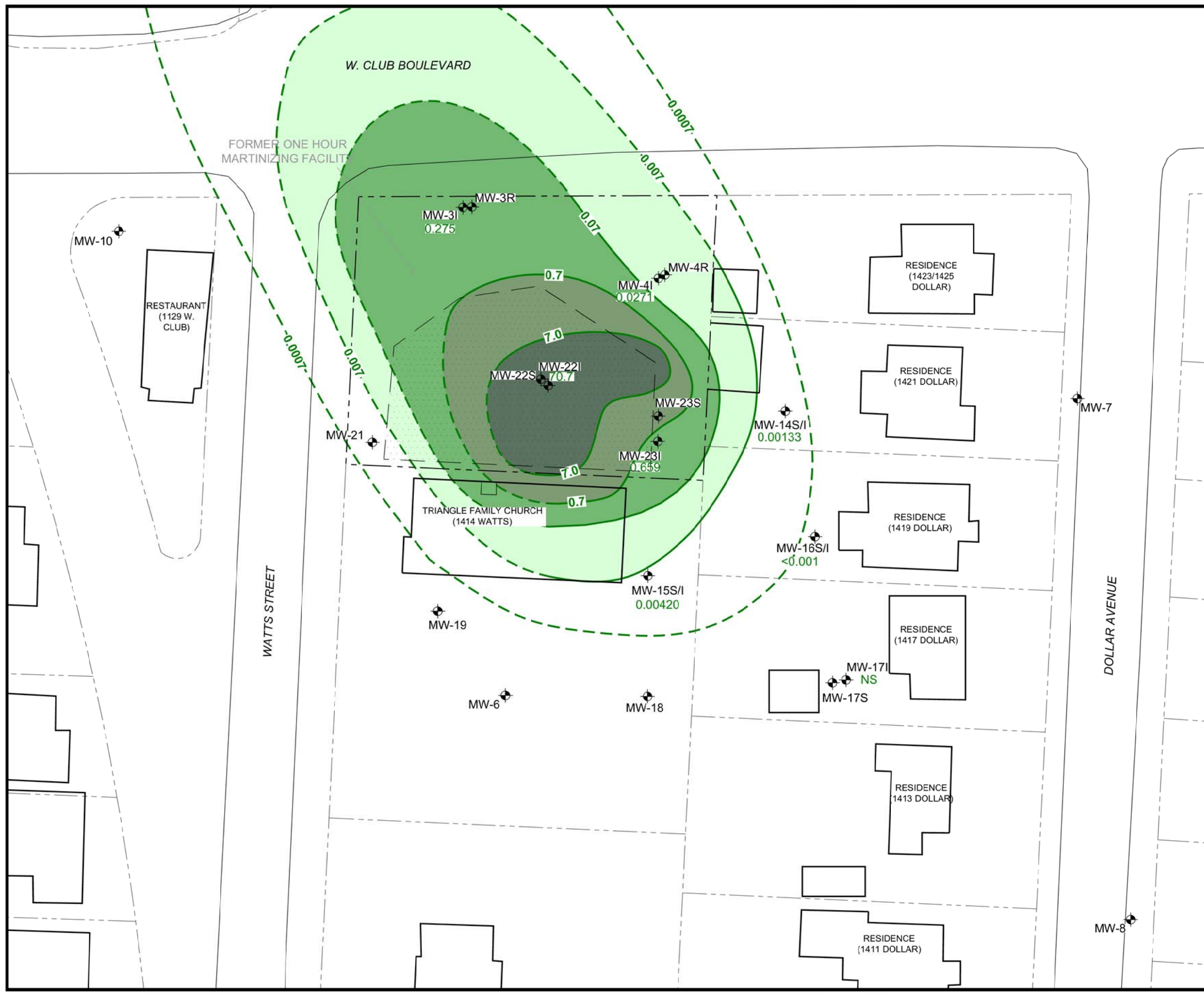
- SITE PROPERTY BOUNDARY
- - - - - PROPERTY PARCEL
- ⊕ TYPE II MONITORING WELL
- 0.907 PCE CONCENTRATION IN mg/L
- 0.07 PCE ISOCONTOUR LINE IN mg/L (DASHED WHERE INFERRED)
- [Hatched Box] EXCAVATION AREA
- [Light Green Box] PCE CONCENTRATION >0.007 AND <0.07
- [Medium Green Box] PCE CONCENTRATION >0.07 AND <0.7
- [Dark Green Box] PCE CONCENTRATION >0.7 AND <7.0
- [Darkest Green Box] PCE CONCENTRATION >7.0

NOTES:
 1. SAMPLES WERE COLLECTED ON 12/16/13 - 12/20/13.
 2. NS = NOT SAMPLED



TITLE PRE-INJECTION SHALLOW GROUNDWATER PCE ISOCONCENTRATION MAP (DECEMBER 2013)	
PROJECT ONE HOUR MARTINIZING DSCA ID NO: 32-0013 1103 WEST CLUB BLVD DURHAM, DURHAM COUNTY	
 SMARTER ENVIRONMENTAL SOLUTIONS	
2923 South Tryon Street-Suite 100 Charlotte, North Carolina 28203 704-586-0007(p) 704-586-0373(f) License # C-1269 / #C-245 Geology	
DATE: 02/11/15	REVISION NO. 0
JOB NO. DS0-84	FIGURE NO. 2C

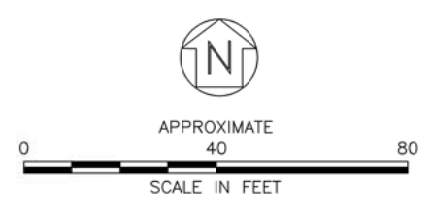
S:\AAA-Master Projects\DSCA - DS0\DS0-84 One Hr Martinizing (former BB&T)\Reports (H&M)\1-yr Post Injection Report\Figures\DC320013_20150211_Pre-Injection_GW_Figures.dwg



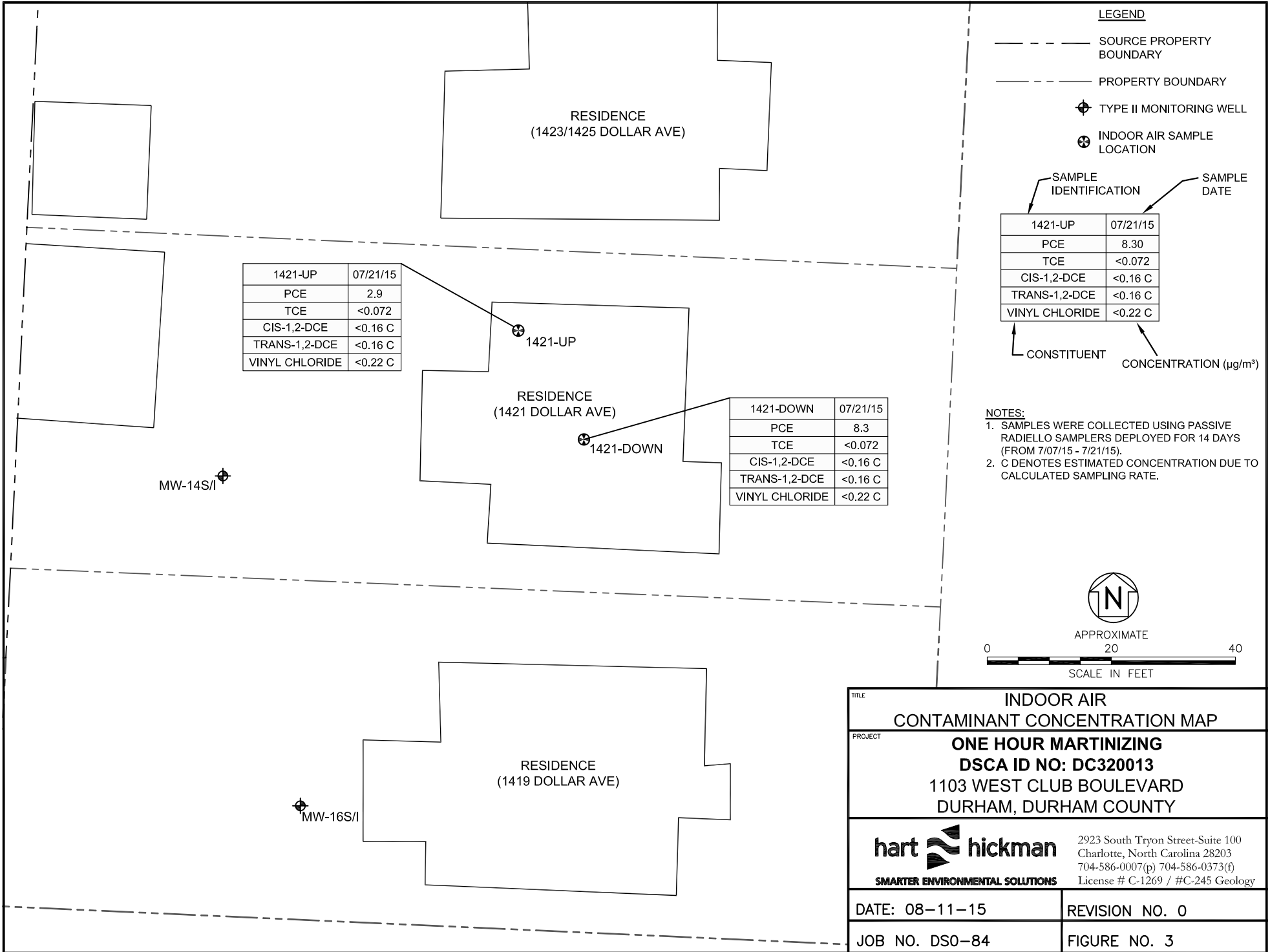
LEGEND

- SITE PROPERTY BOUNDARY
- - - PROPERTY PARCEL
- ⊕ TYPE II MONITORING WELL
- 0.907 PCE CONCENTRATION IN mg/L
- 0.07 PCE ISOCONTOUR LINE IN mg/L (DASHED WHERE INFERRED)
- [Hatched Box] EXCAVATION AREA
- [Light Green Box] PCE CONCENTRATION >0.007 AND <0.007
- [Light Green Box] PCE CONCENTRATION >0.007 AND <0.07
- [Medium Green Box] PCE CONCENTRATION >0.07 AND <0.7
- [Dark Green Box] PCE CONCENTRATION >0.7 AND <7.0
- [Darkest Green Box] PCE CONCENTRATION >7.0

NOTES:
 1. SAMPLES WERE COLLECTED ON 12/16/13 - 12/20/13.
 2. NS = NOT SAMPLED

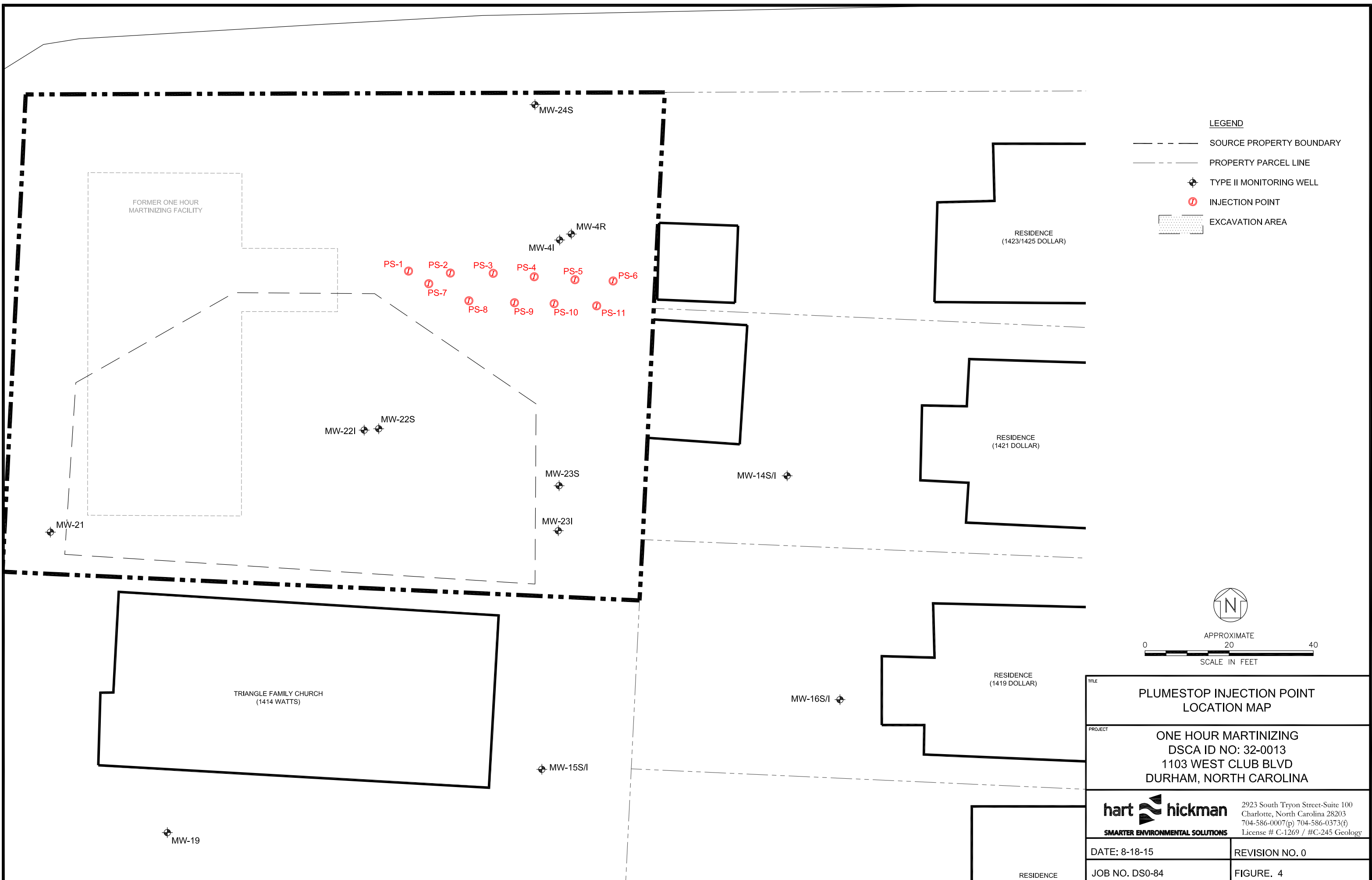


TITLE PRE-INJECTION INTERMEDIATE GROUNDWATER PCE ISOCONCENTRATION MAP (DECEMBER 2013)	
PROJECT ONE HOUR MARTINIZING DSCA ID NO: 32-0013 1103 WEST CLUB BLVD DURHAM, DURHAM COUNTY	
2923 South Tryon Street-Suite 100 Charlotte, North Carolina 28203 704-586-0007(p) 704-586-0373(f) License # C-1269 / #C-245 Geology	
DATE: 02/11/15	REVISION NO. 0
JOB NO. DS0-84	FIGURE NO. 2D

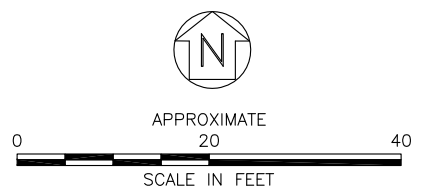



TITLE INDOOR AIR CONTAMINANT CONCENTRATION MAP	
PROJECT ONE HOUR MARTINIZING DSCA ID NO: DC320013 1103 WEST CLUB BOULEVARD DURHAM, DURHAM COUNTY	
 2923 South Tryon Street-Suite 100 Charlotte, North Carolina 28203 704-586-0007(p) 704-586-0373(f) License # C-1269 / #C-245 Geology	
DATE: 08-11-15	REVISION NO. 0
JOB NO. DSO-84	FIGURE NO. 3

S:\AAA-Master Projects\DSCA - DS0\DS0-84 One Hr Martinizing (former BB&T)\Website Updates\2015 Website Updates\July 2015\Figures\DC320013_20150819_Figures.dwg



- LEGEND**
- SOURCE PROPERTY BOUNDARY
 - - - PROPERTY PARCEL LINE
 - ⊕ TYPE II MONITORING WELL
 - Ⓟ INJECTION POINT
 - ▨ EXCAVATION AREA



TITLE PLUMESTOP INJECTION POINT LOCATION MAP	
PROJECT ONE HOUR MARTINIZING DSCA ID NO: 32-0013 1103 WEST CLUB BLVD DURHAM, NORTH CAROLINA	
 2923 South Tryon Street-Suite 100 Charlotte, North Carolina 28203 704-586-0007(p) 704-586-0373(f) License # C-1269 / #C-245 Geology	
DATE: 8-18-15	REVISION NO. 0
JOB NO. DS0-84	FIGURE. 4

RESIDENCE

ATTACHMENT A
PROJECT CALENDAR

~ August 2015 ~

Sunday	Monday	Tuesday	Wednesday	Thursday	Friday	Saturday
Note: Schedule tentative and subject to change. Please check http://portal.ncdenr.org/web/wm/dsca/bbt_updates regularly for any changes in the schedule.						1
2	3	4	5	6	7	8
9	10	11	12	13	14	15
16	17	18	19	20	21	22
23	24	25	26	27	28	29
30	31			<div style="border: 2px solid black; padding: 5px; background-color: #ccccff; width: fit-content; margin: 0 auto;"> PlumeStop Post-Injection Groundwater Sampling </div>		

~ September 2015 ~

Sunday	Monday	Tuesday	Wednesday	Thursday	Friday	Saturday
Note: Schedule tentative and subject to change. Please check http://portal.ncdenr.org/web/wm/dsca/bbt_updates regularly for any changes in the schedule.		1	2	3	4	5
6	7	8	9	10	11	12
13	14	15	16	17	18	19
20	21	22	23	24	25	26
27	28	29	30			

~ October 2015 ~

Sunday	Monday	Tuesday	Wednesday	Thursday	Friday	Saturday
Note: Schedule tentative and subject to change. Please check http://portal.ncdenr.org/web/wm/dsca/bbt_updates regularly for any changes in the schedule.				1	2	3
				4	5	6
14-Day Radiello Indoor Air Sampling at 1421 Dollar Ave						
PlumeStop/EHC Post-Injection Groundwater Sampling						
11	12	13	14	15	16	17
14-Day Radiello Indoor Air Sampling at 1421 Dollar Ave						
18	19	20	21	22	23	24
14-Day Radiello Indoor Air Sampling at 1421 Dollar Ave						
25	26	27	28	29	30	31

~ November 2015 ~

Sunday	Monday	Tuesday	Wednesday	Thursday	Friday	Saturday
1	2	3	4	5	6	7
8	9	10	11	12	13	14
15	16	17	18	19	20	21
22	23	24	25	26	27	28
29	30	Note: Schedule tentative and subject to change. Please check http://portal.ncdenr.org/web/wm/dsca/bbt_updates regularly for any changes in the schedule.				

~ December 2015 ~

Sunday	Monday	Tuesday	Wednesday	Thursday	Friday	Saturday
Note: Schedule tentative and subject to change. Please check http://portal.ncdenr.org/web/wm/dsca/bbt_updates regularly for any changes in the schedule.		1	2	3	4	5
6	7	8	9	10	11	12
13	14	15	16	17	18	19
20	21	22	23	24	25	26
27	28	29	30	31		

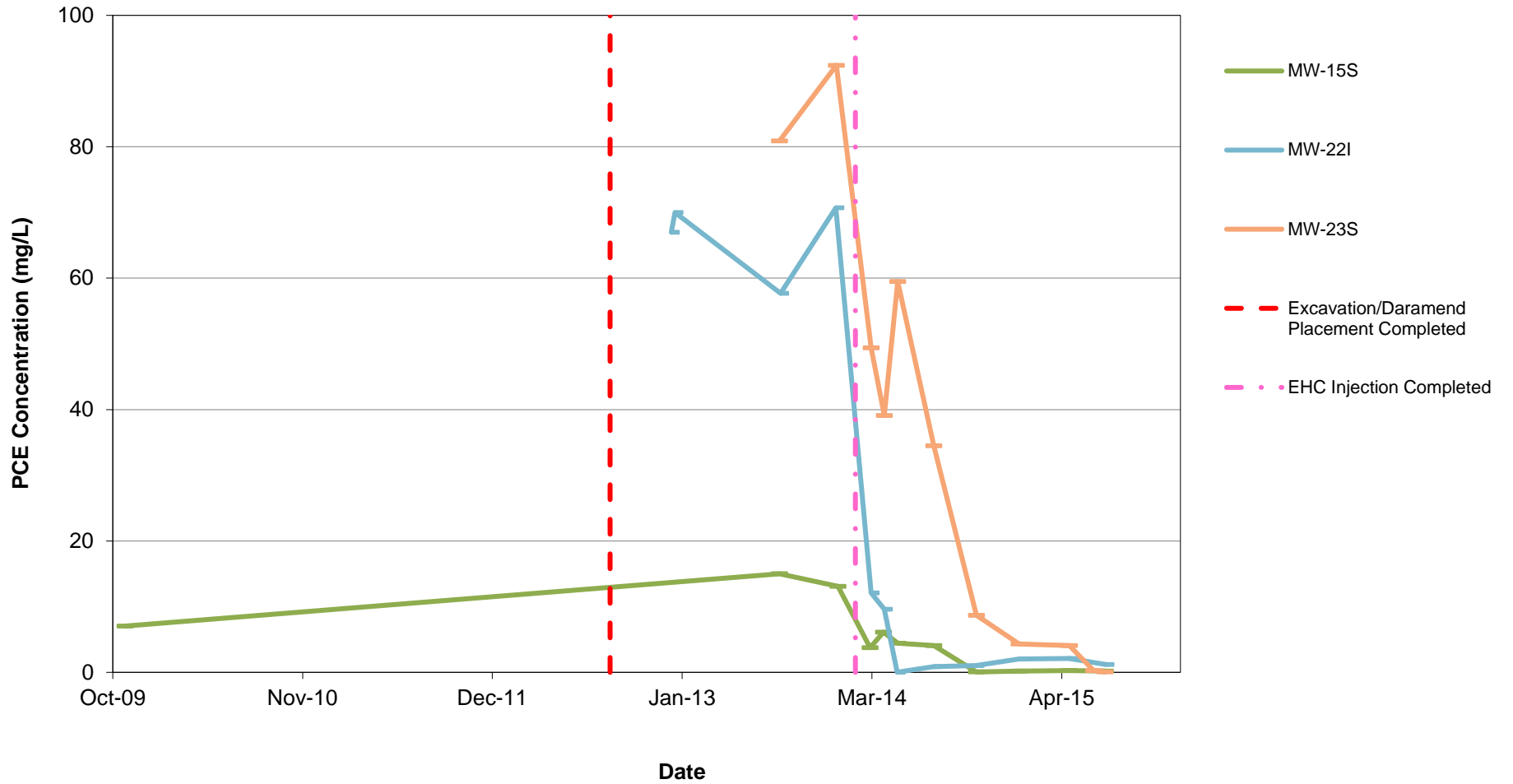
~ January 2016 ~

Sunday	Monday	Tuesday	Wednesday	Thursday	Friday	Saturday
Note: Schedule tentative and subject to change. Please check http://portal.ncdenr.org/web/wm/dsca/bbt_updates regularly for any changes in the schedule.					1	2
					3	4
PlumeStop/EHC Post-Injection Groundwater Sampling						
10	11	12	13	14	15	16
17	18	19	20	21	22	23
24	25	26	27	28	29	30
31						

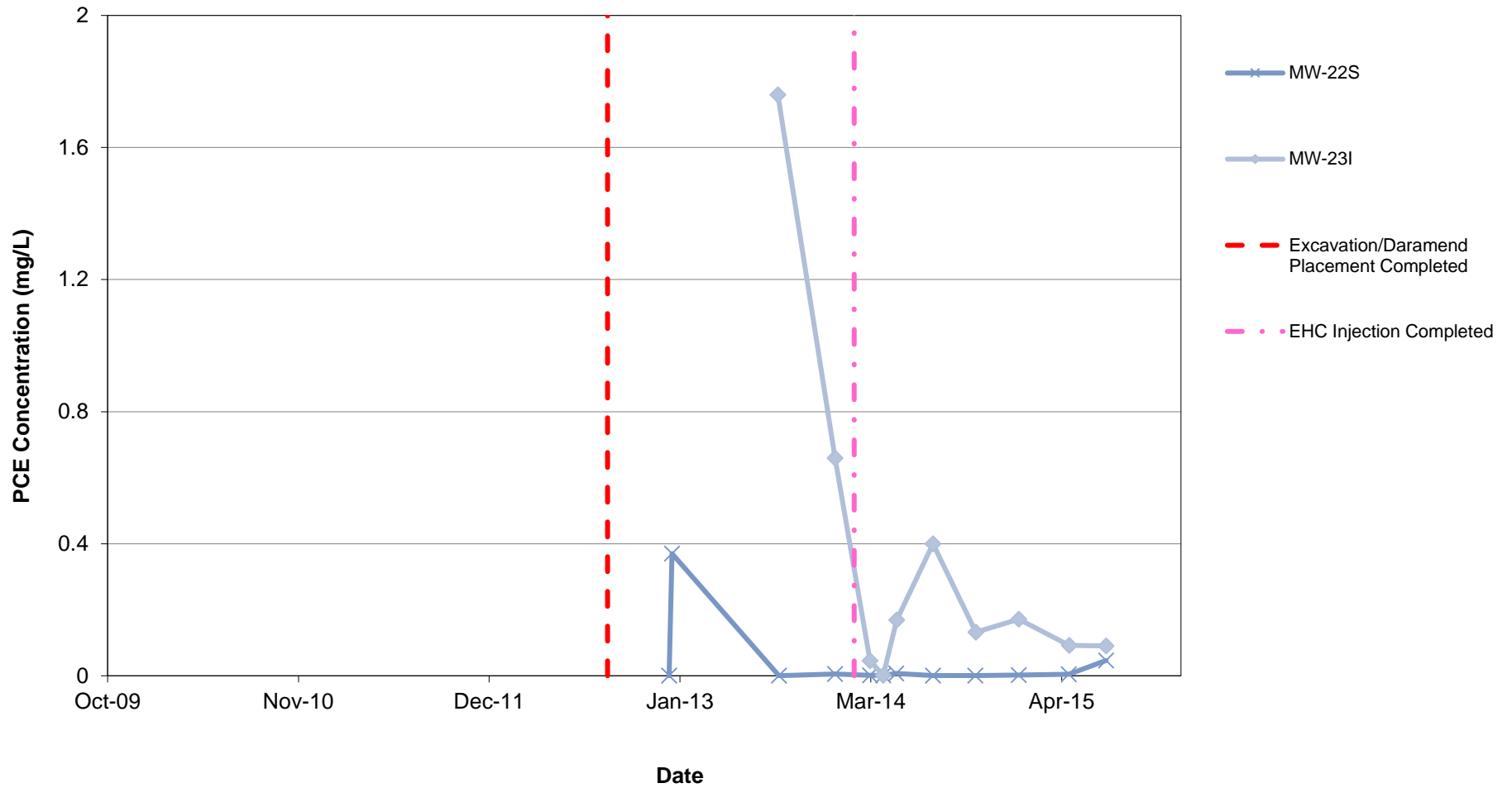
ATTACHMENT B

GRAPHS

PCE Groundwater Concentrations vs. Time
Injection Area MWs: MW-15S, MW-22I, MW-23S
One Hour Martinizing, Durham, Durham County
DSCA ID: DC320013

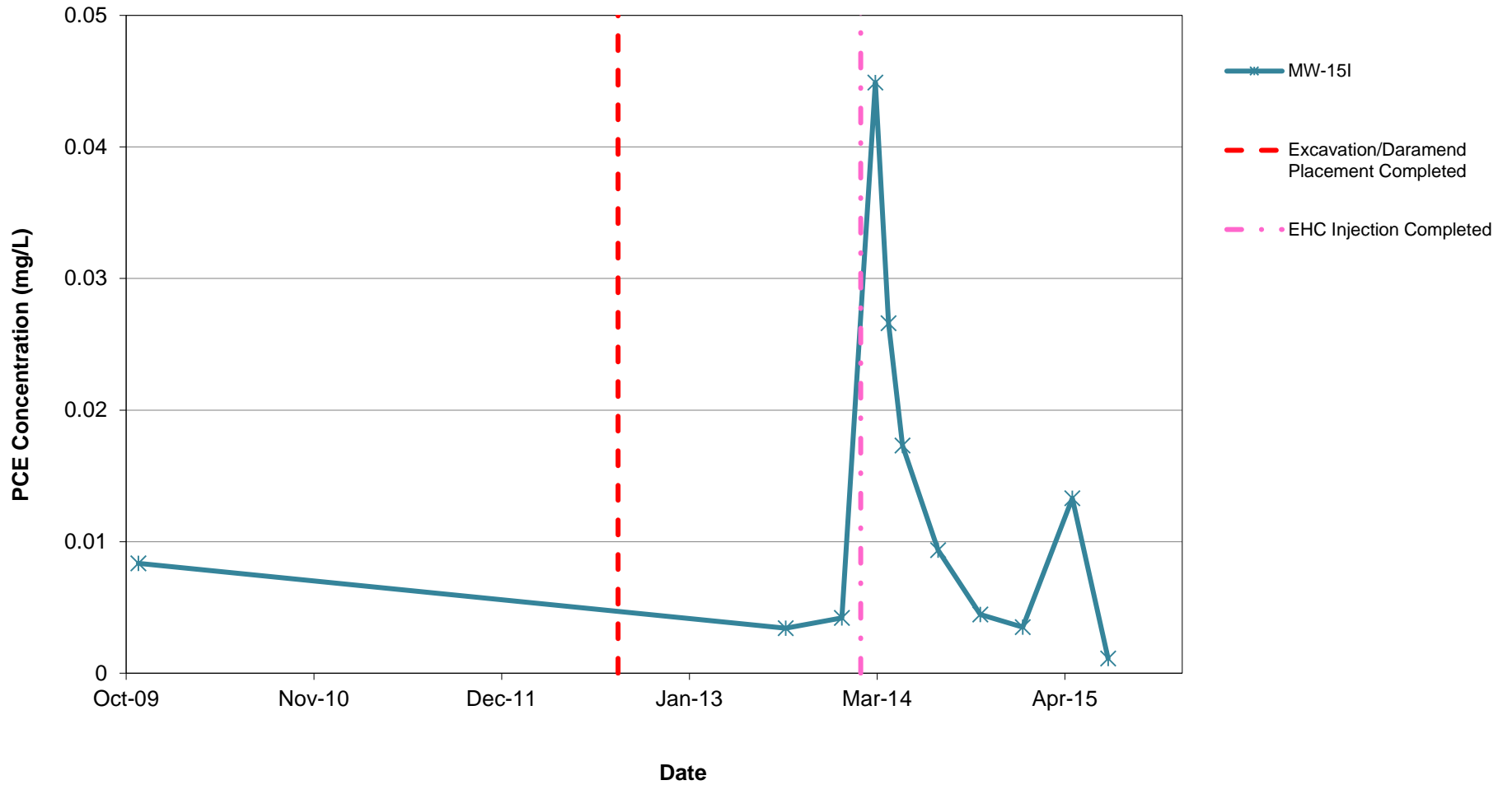


PCE Groundwater Concentrations vs. Time
Injection Area MWs: MW-22S and MW-23I
One Hour Martinizing, Durham, Durham County
DSCA ID: DC320013

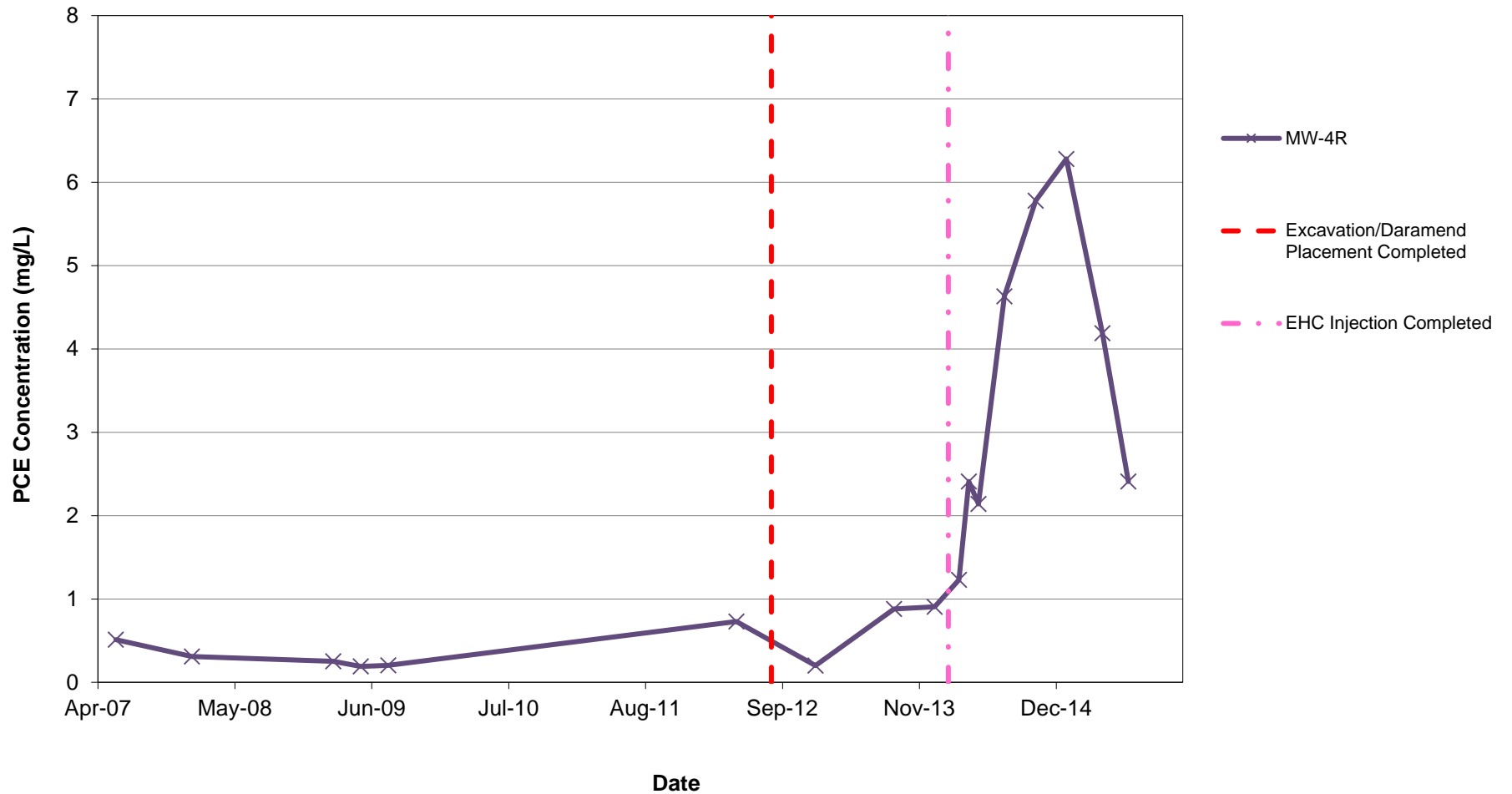


Note: Non-detect values are graphed as half the laboratory method detection limit.

PCE Groundwater Concentrations vs. Time
Injection Area MWs: MW-15I
One Hour Martinizing, Durham, Durham County
DSCA ID: DC320013

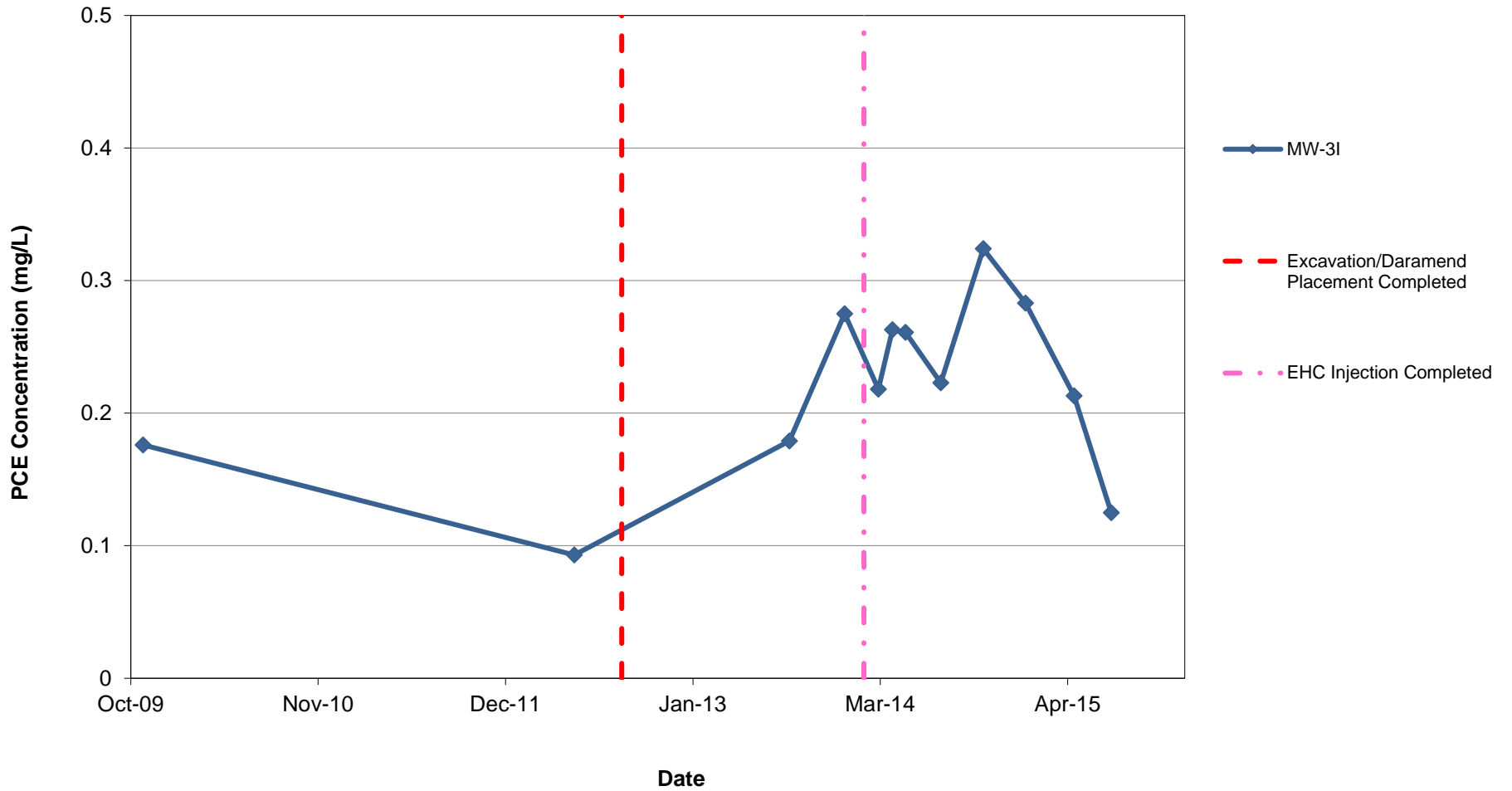


PCE Groundwater Concentrations vs. Time
MWs North of Injection Area: MW-4R
One Hour Martinizing, Durham, Durham County
DSCA ID: DC320013



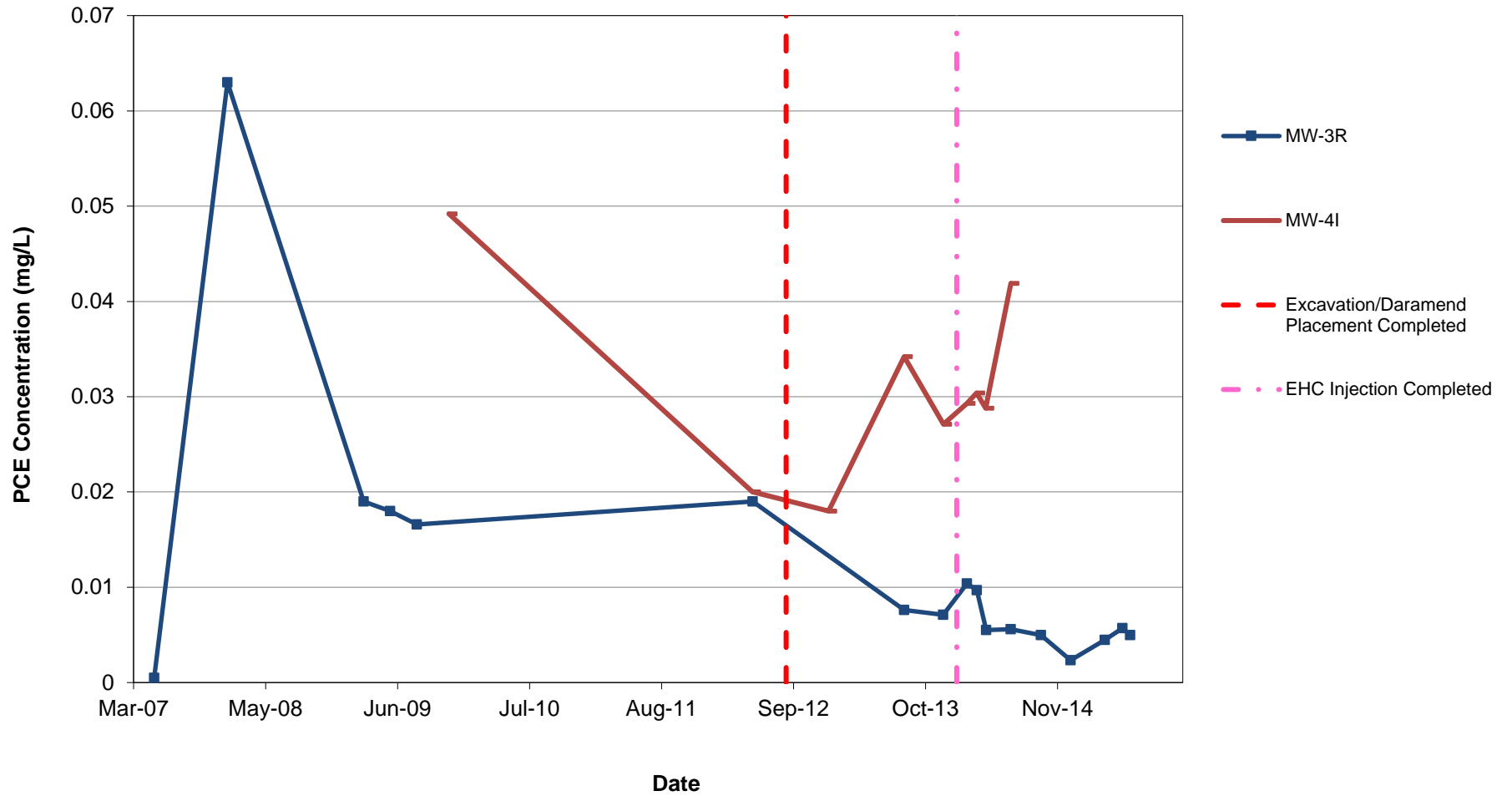
Note: Non-detect values are graphed as half the laboratory method detection limit.

PCE Groundwater Concentrations vs. Time
MWs North of Injection Area: MW-3I
One Hour Martinizing, Durham, Durham County
DSCA ID: DC320013



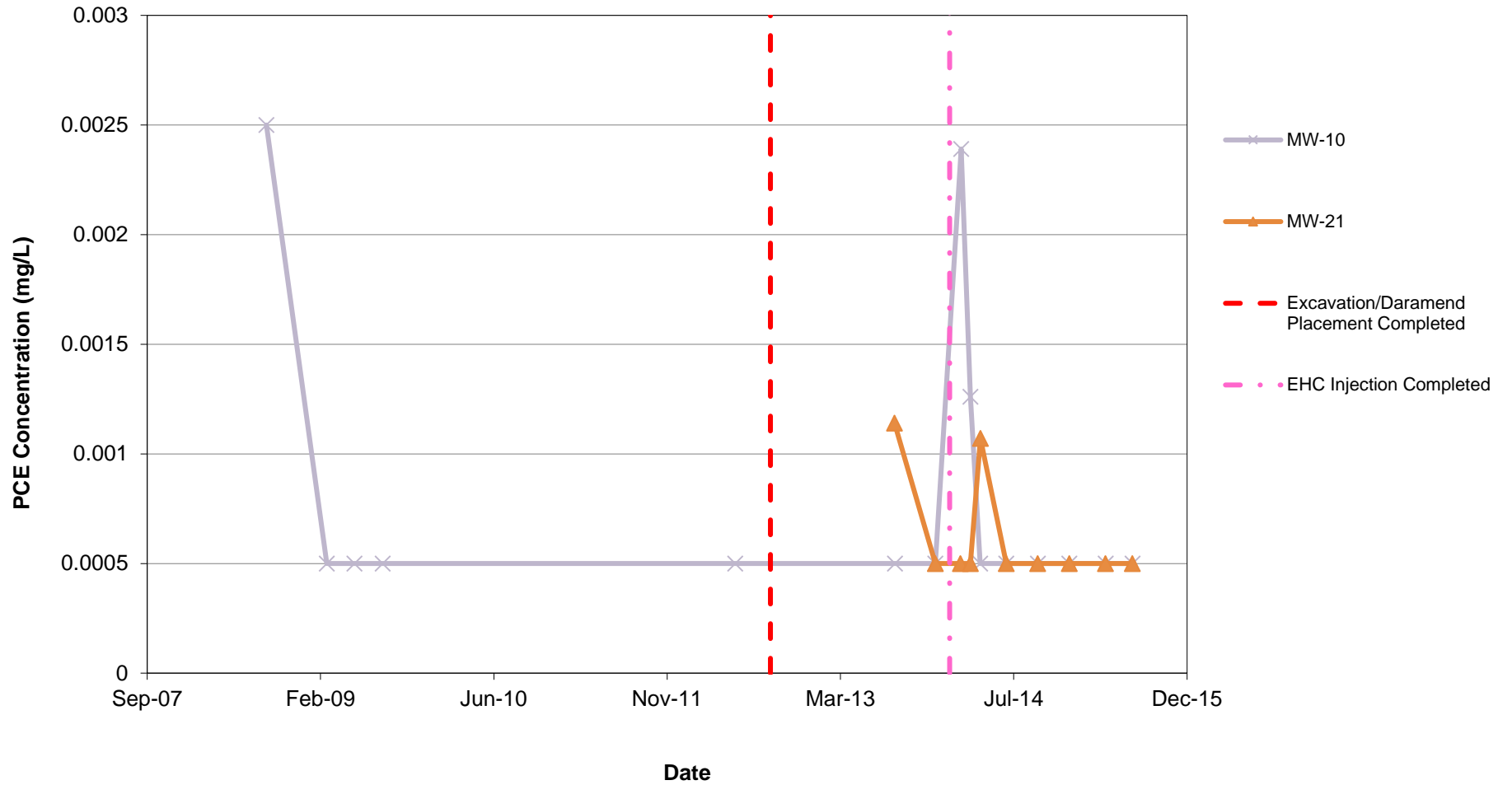
Note: Non-detect values are graphed as half the laboratory method detection limit.

PCE Groundwater Concentrations vs. Time
MWs North of Injection Area: MW-3R and MW-4I
One Hour Martinizing, Durham, Durham County
DSCA ID: DC320013



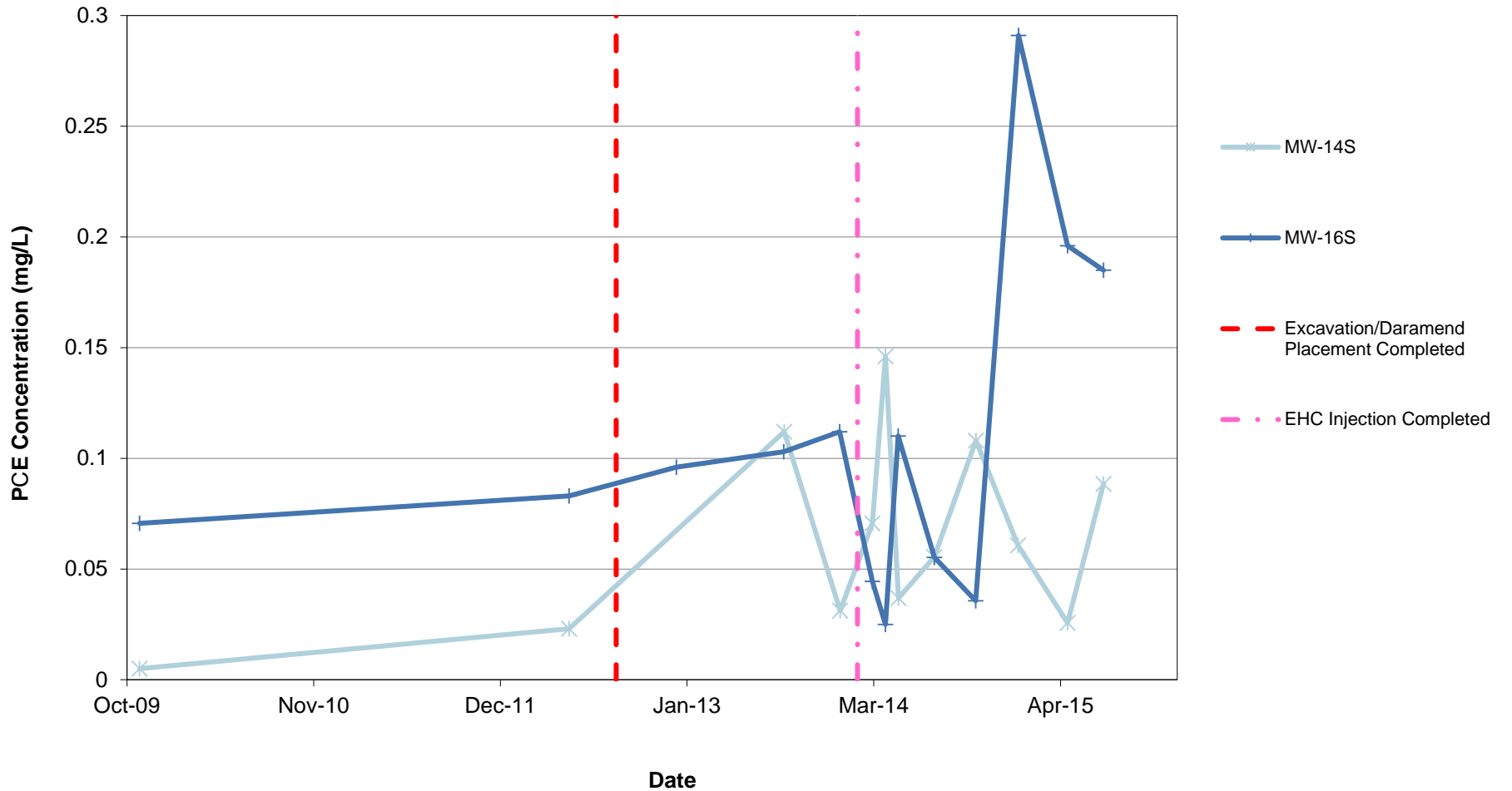
Note: Non-detect values are graphed as half the laboratory method detection limit.

PCE Groundwater Concentrations vs. Time
MWs West of Injection Area: MW-10, MW-21
One Hour Martinizing, Durham, Durham County
DSCA ID: DC320013



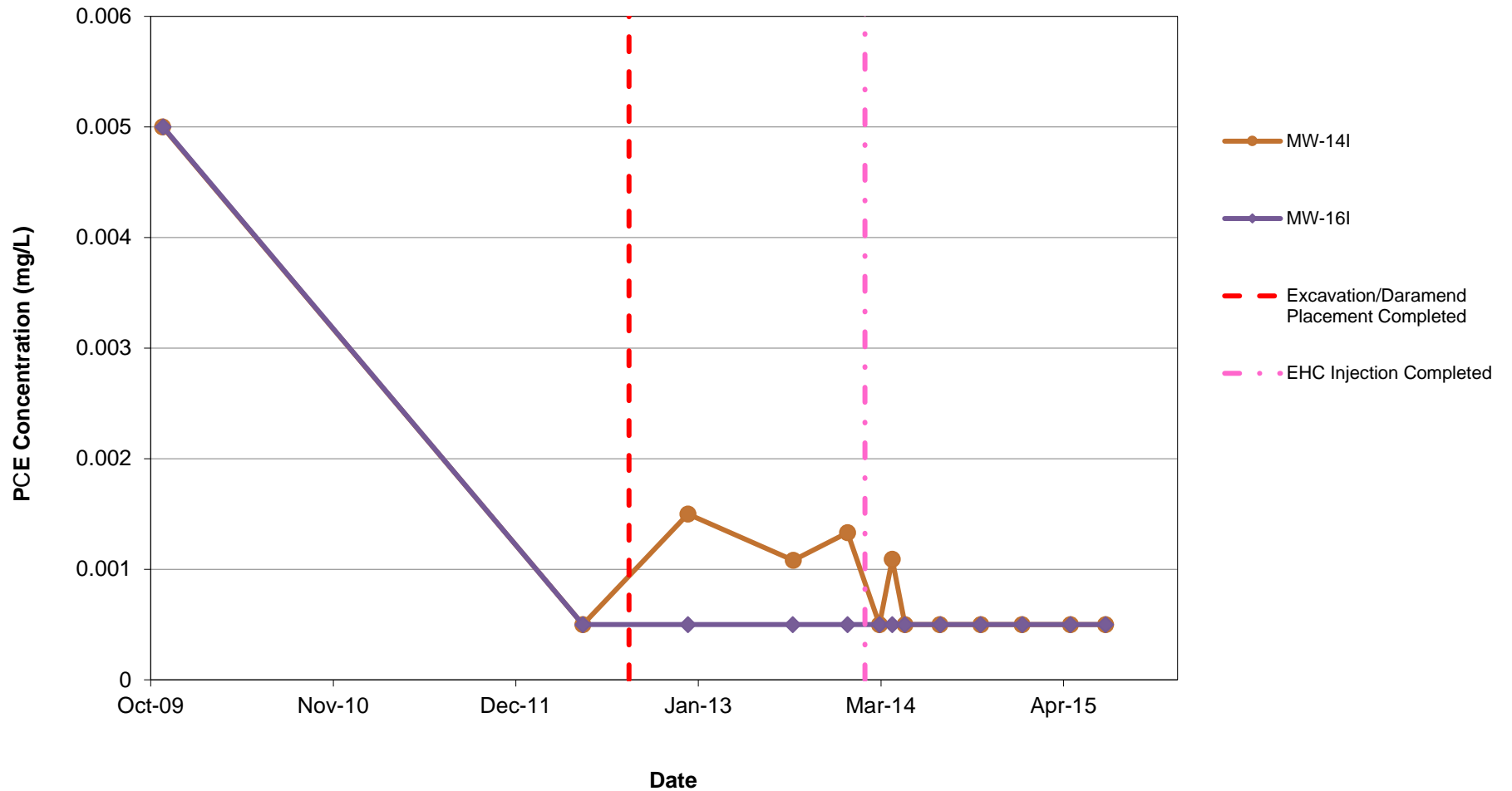
Note: Non-detect values are graphed as half the laboratory method detection limit.

PCE Groundwater Concentrations vs. Time
MWs East of Injection Area: MW-14S and MW-16S
One Hour Martinizing, Durham, Durham County
DSCA ID: DC320013



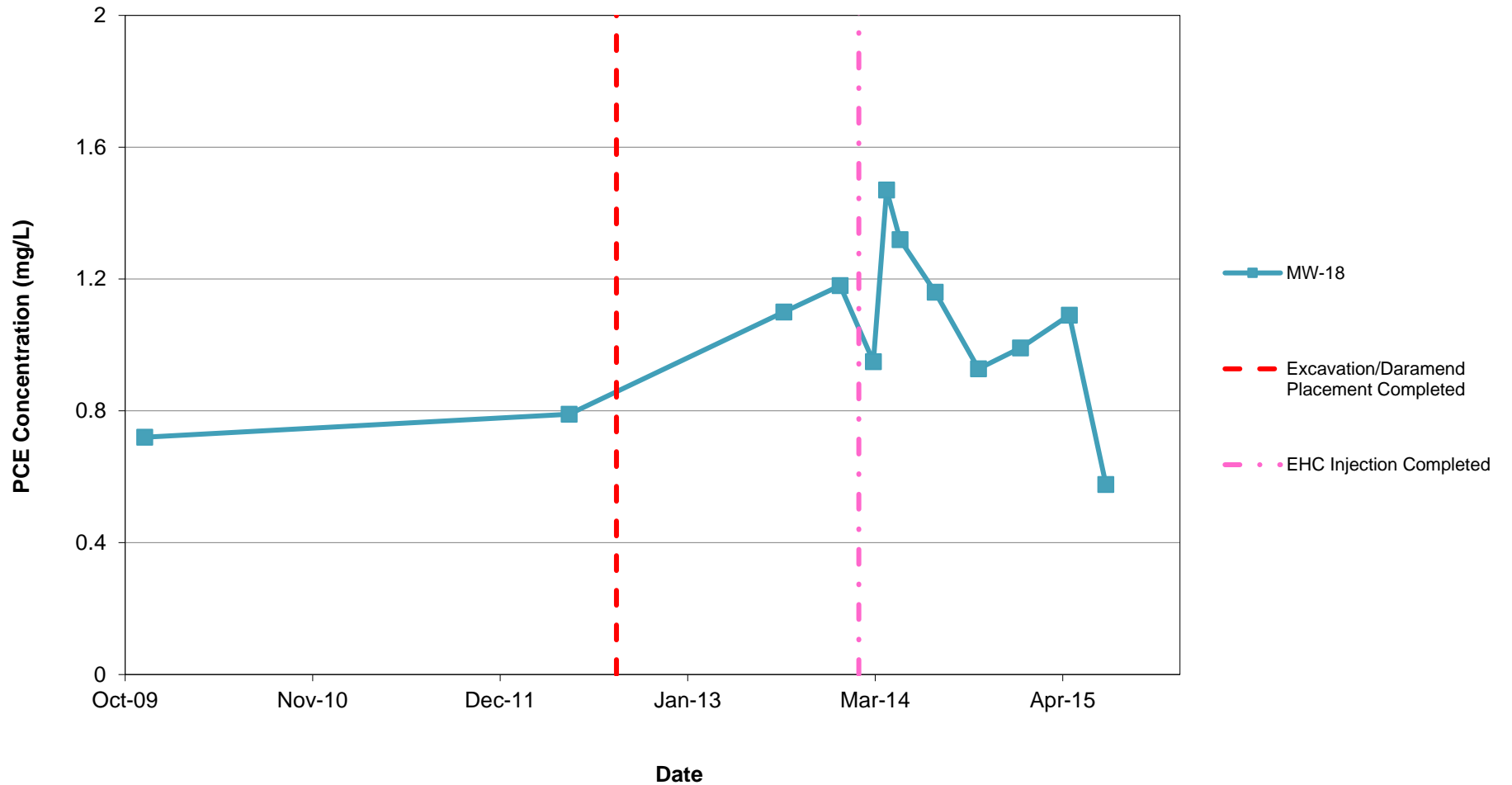
Note: Non-detect values are graphed as half the laboratory method detection limit.

PCE Groundwater Concentrations vs. Time
MWs East of Injection Area: MW-14I and MW-16I
One Hour Martinizing, Durham, Durham County
DSCA ID: DC320013



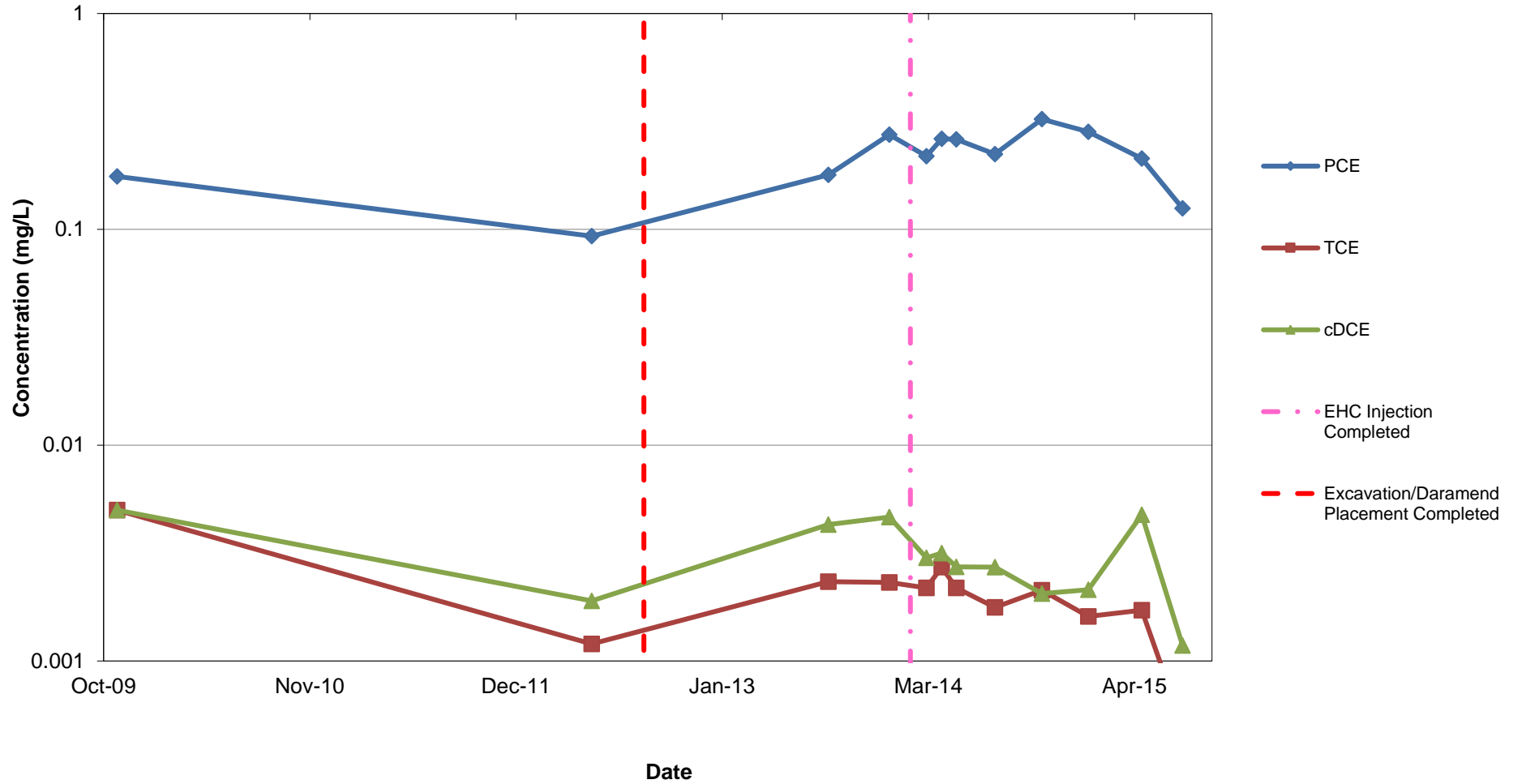
Note: Non-detect values are graphed as half the laboratory method detection limit.

PCE Groundwater Concentrations vs. Time
MWs South of Injection Area: MW-18
One Hour Martinizing, Durham, Durham County
DSCA ID: DC320013



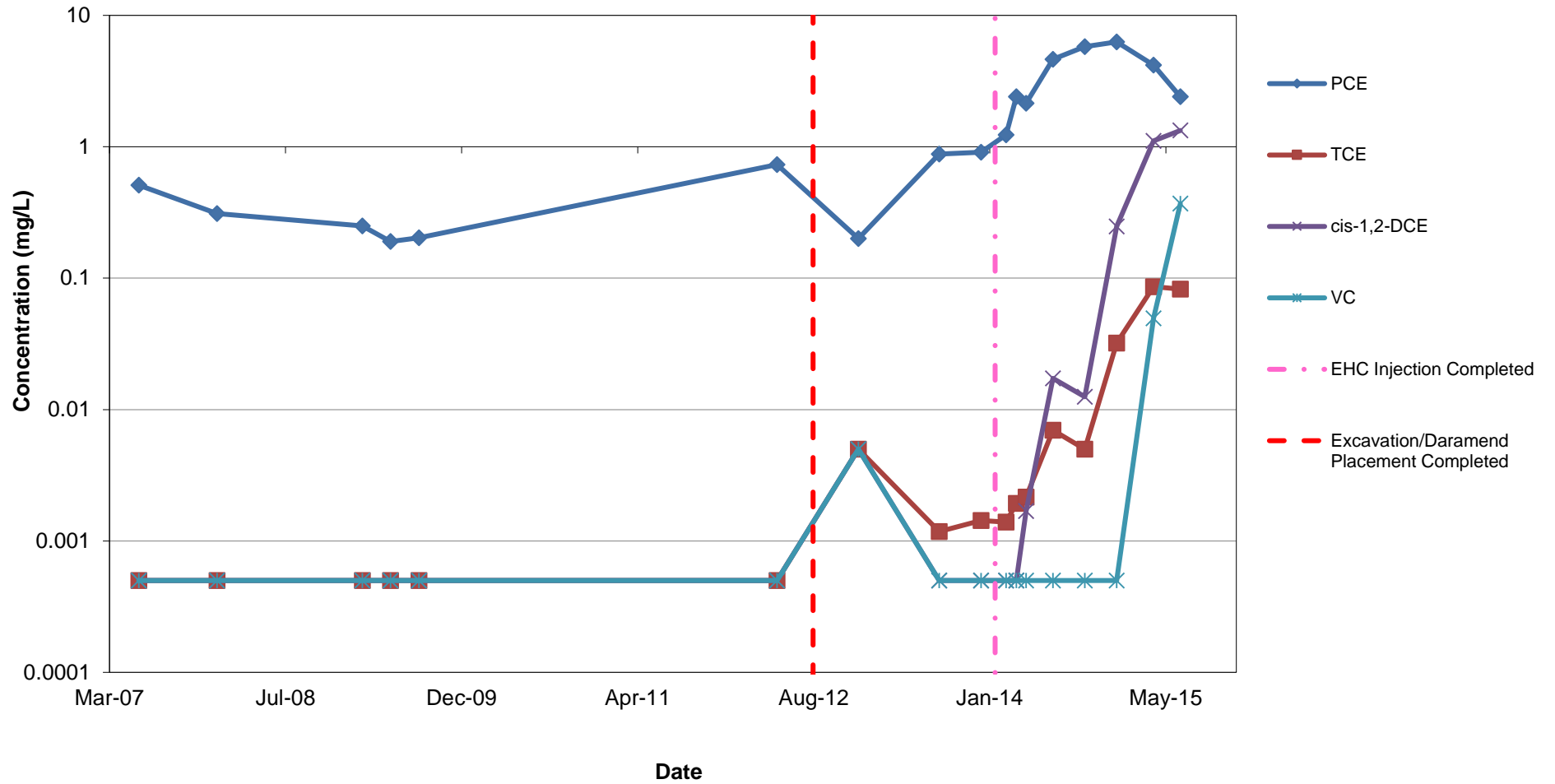
Note: Non-detect values are graphed as half the laboratory method detection limit.

Chlorinated Ethene Groundwater Concentrations vs. Time
MW-3I
One Hour Martinizing, Durham, Durham County
DSCA ID: DC320013



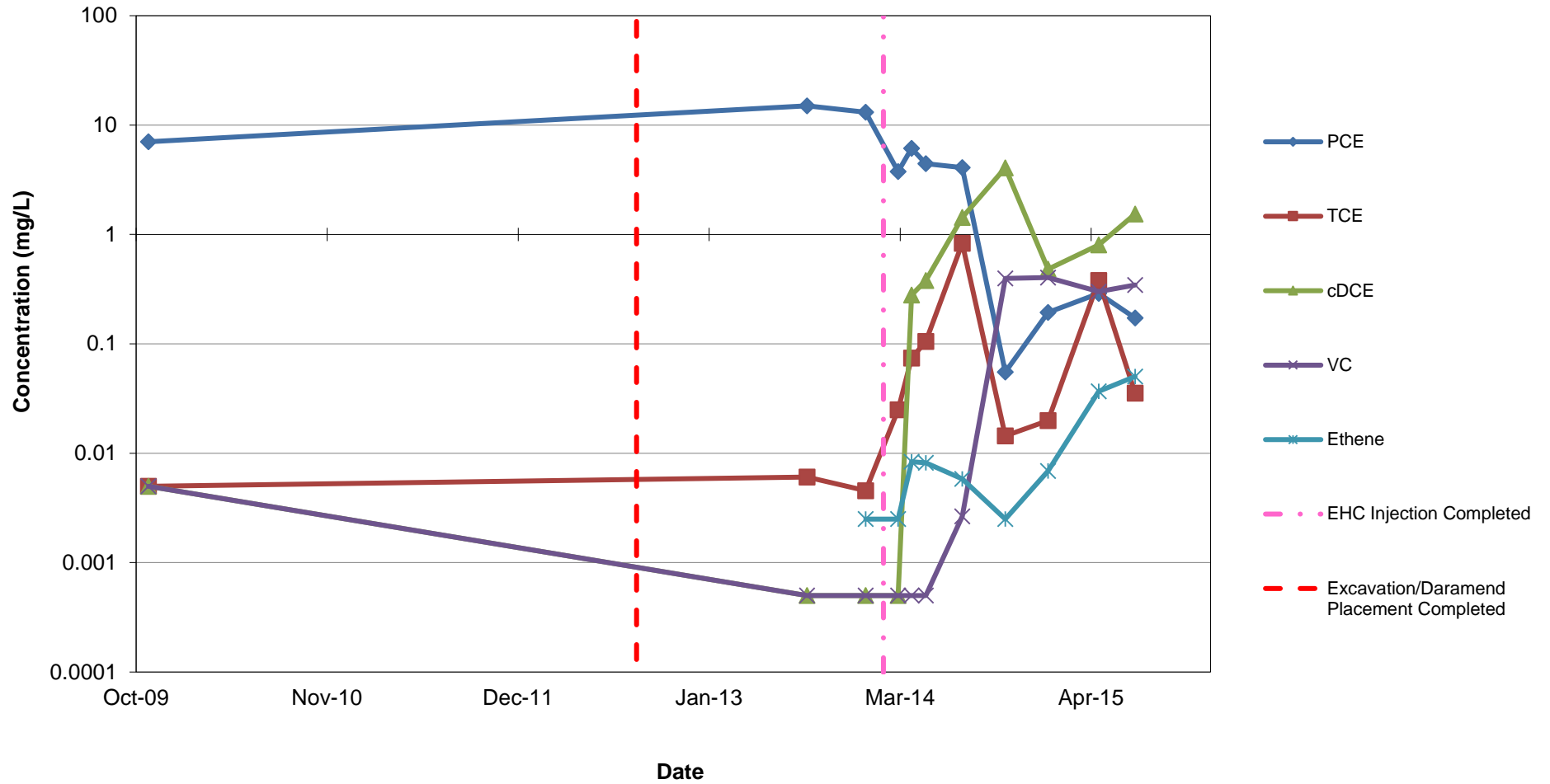
Note: Non-detect values are graphed as half the laboratory method detection limit.

Chlorinated Ethene Groundwater Concentrations vs. Time
MW-4R
One Hour Martinizing, Durham, Durham County
DSCA ID: DC320013



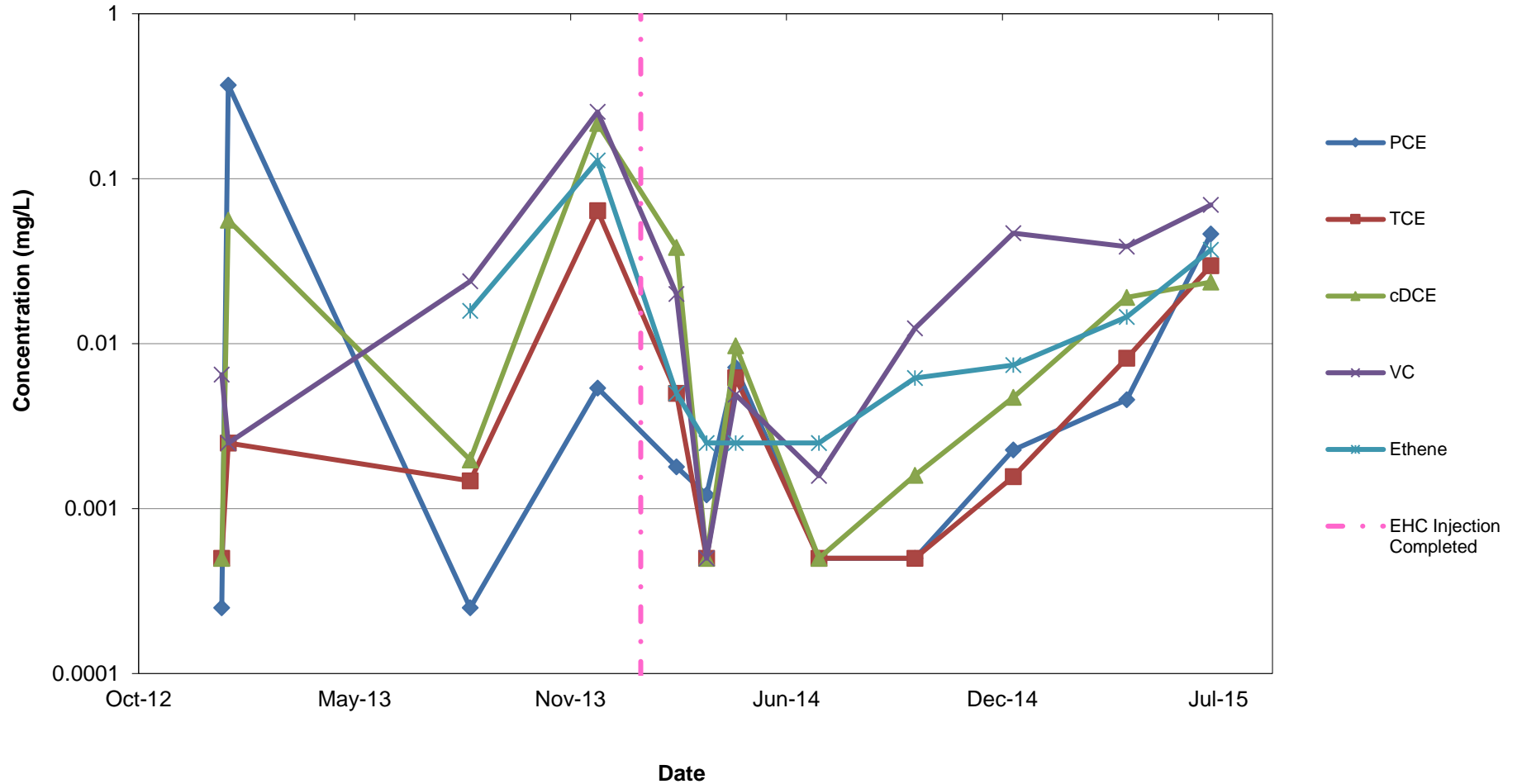
Note: Non-detect values are graphed as half the laboratory method detection limit.

Chlorinated Ethene Groundwater Concentrations vs. Time
MW-15S
One Hour Martinizing, Durham, Durham County
DSCA ID: DC320013



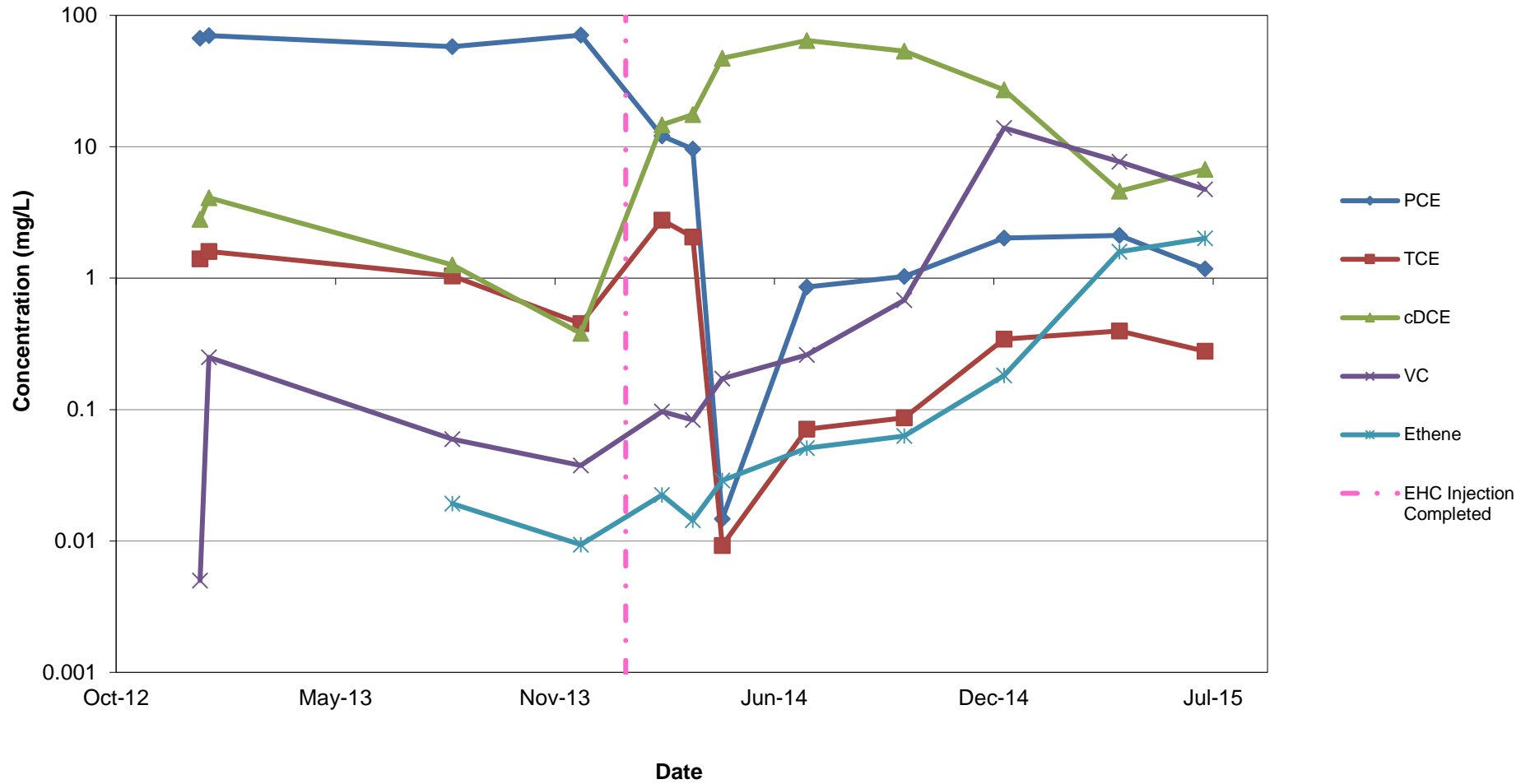
Note: Non-detect values are graphed as half the laboratory method detection limit.

Chlorinated Ethene Groundwater Concentrations vs. Time
MW-22S
One Hour Martinizing, Durham, Durham County
DSCA ID: DC320013



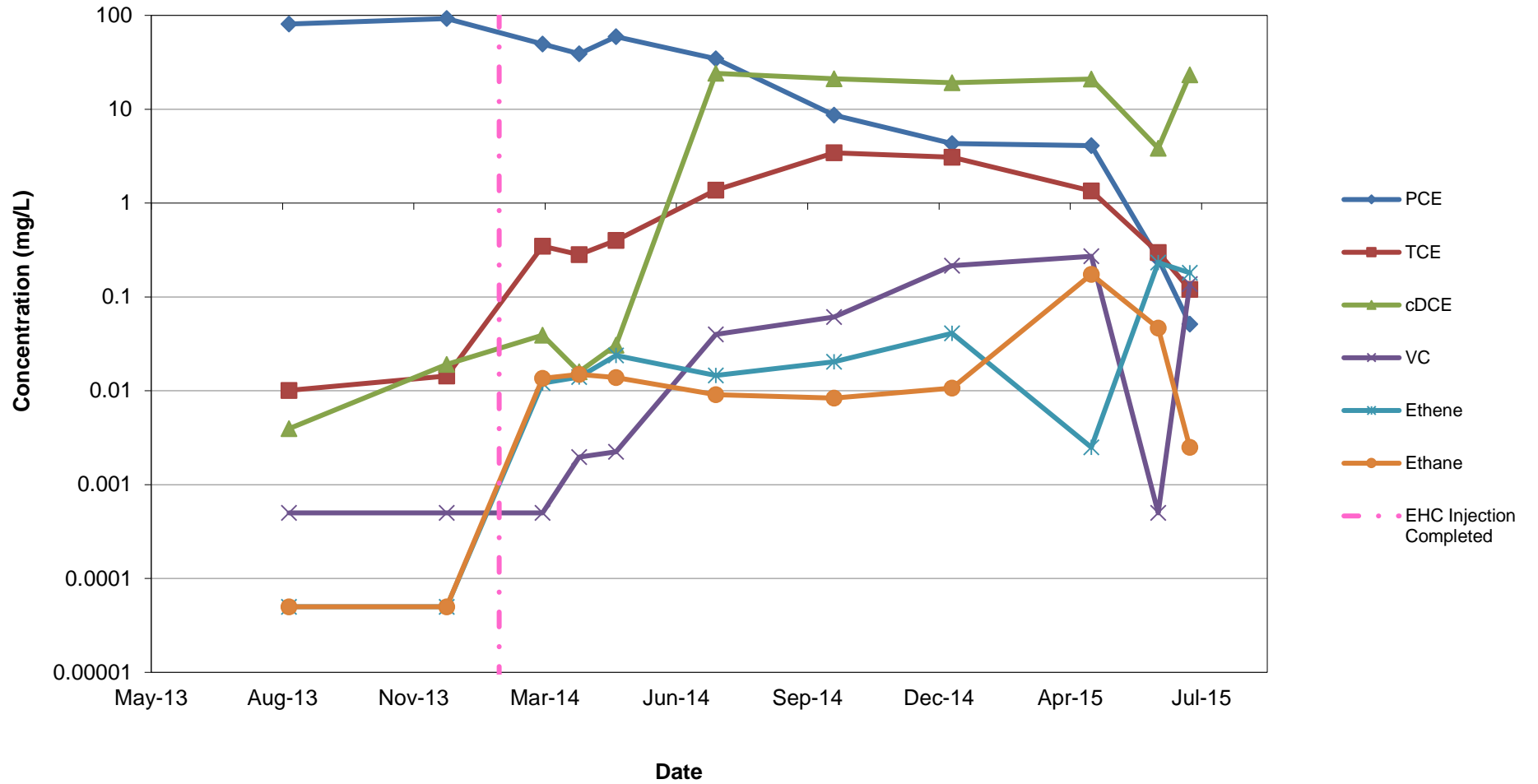
Note: Non-detect values are graphed as half the laboratory method detection limit.

Chlorinated Ethene Groundwater Concentrations vs. Time
MW-22I
One Hour Martinizing, Durham, Durham County
DSCA ID: DC320013



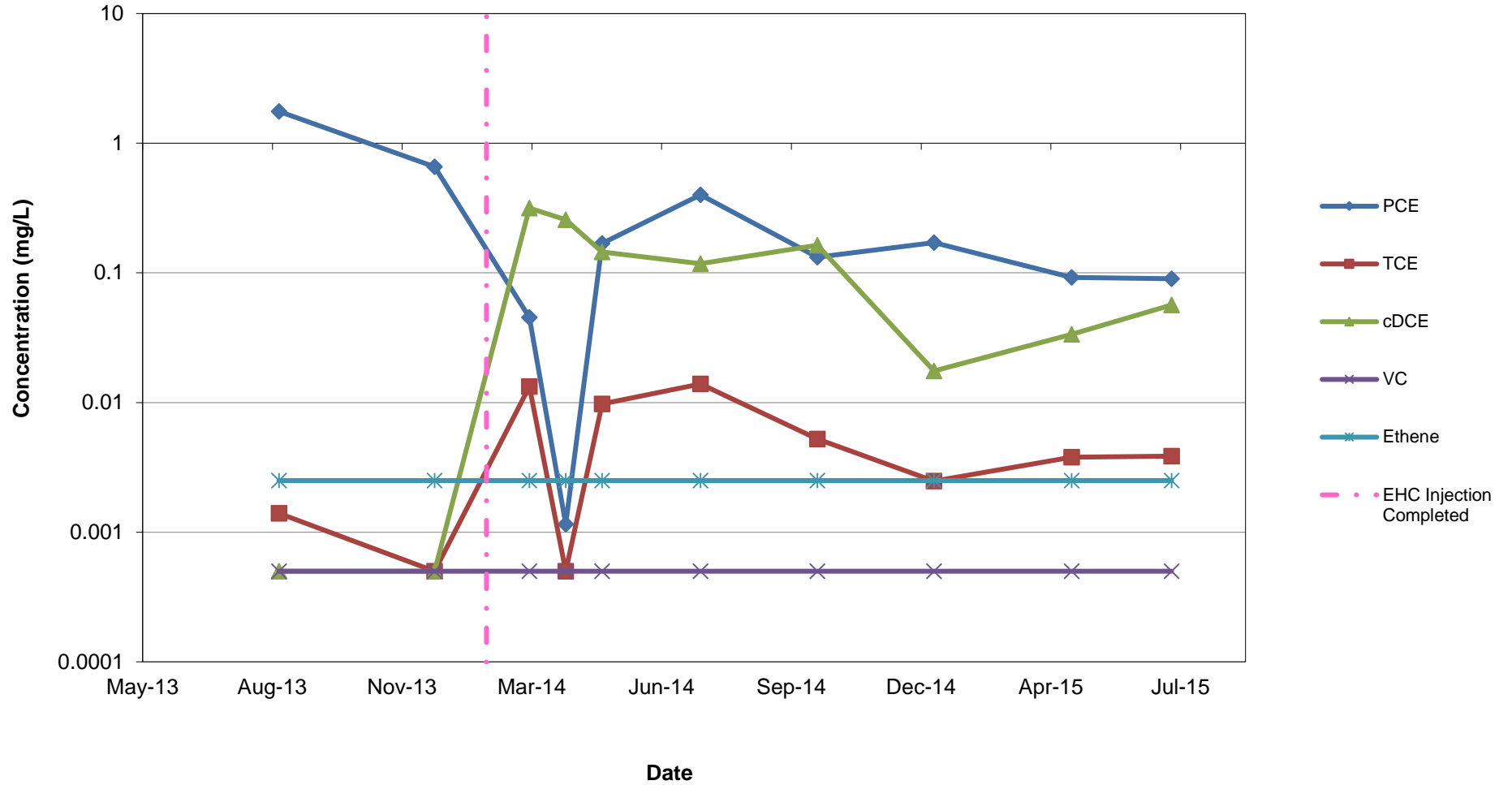
Note: Non-detect values are graphed as half the laboratory method detection limit.

Chlorinated Ethene Groundwater Concentrations vs. Time
MW-23S
One Hour Martinizing, Durham, Durham County
DSCA ID: DC320013



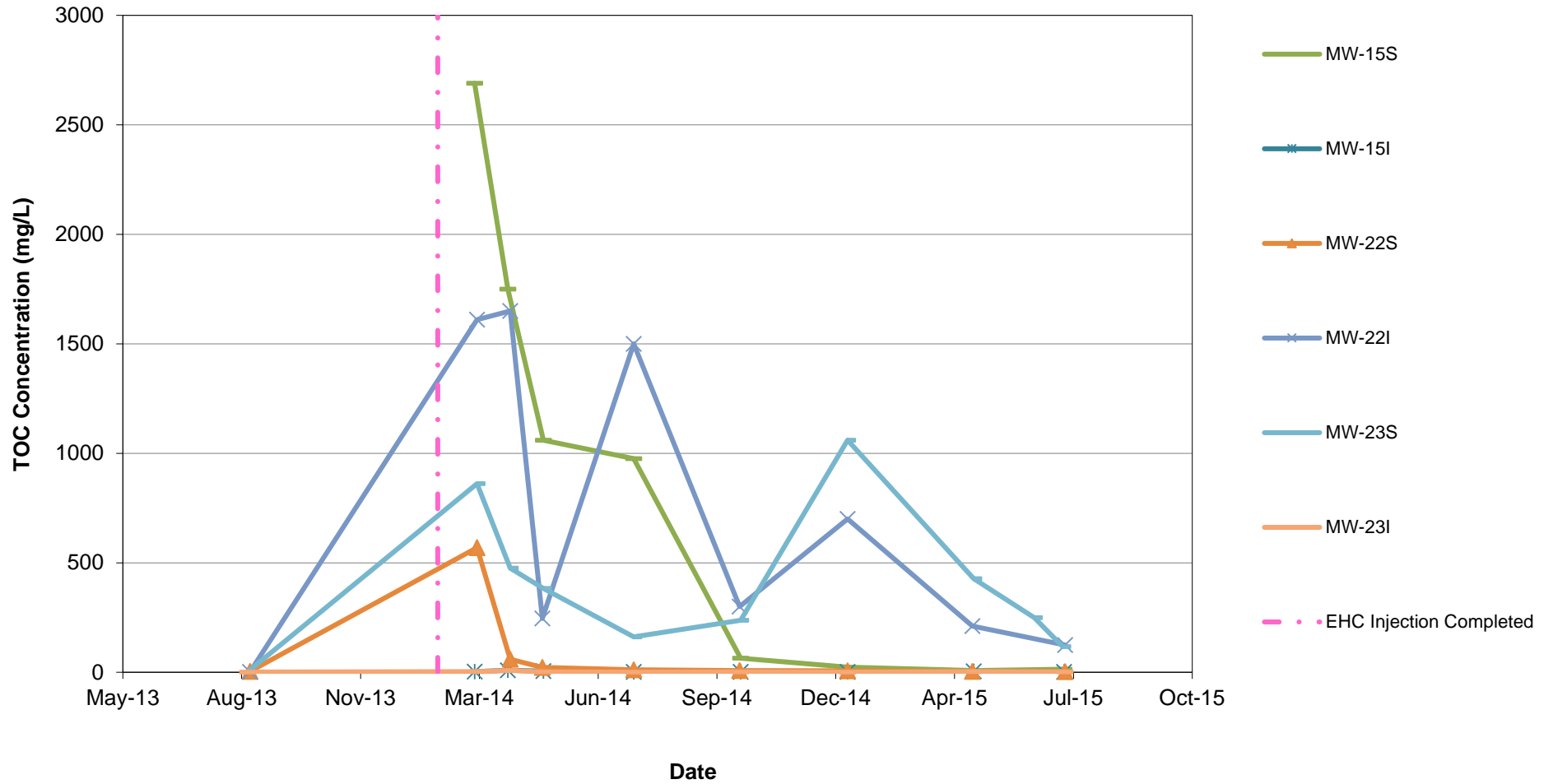
Note: Non-detect values are graphed as half the laboratory method detection limit.

Chlorinated Ethene Groundwater Concentrations vs. Time
MW-23I
One Hour Martinizing, Durham, Durham County
DSCA ID: DC320013



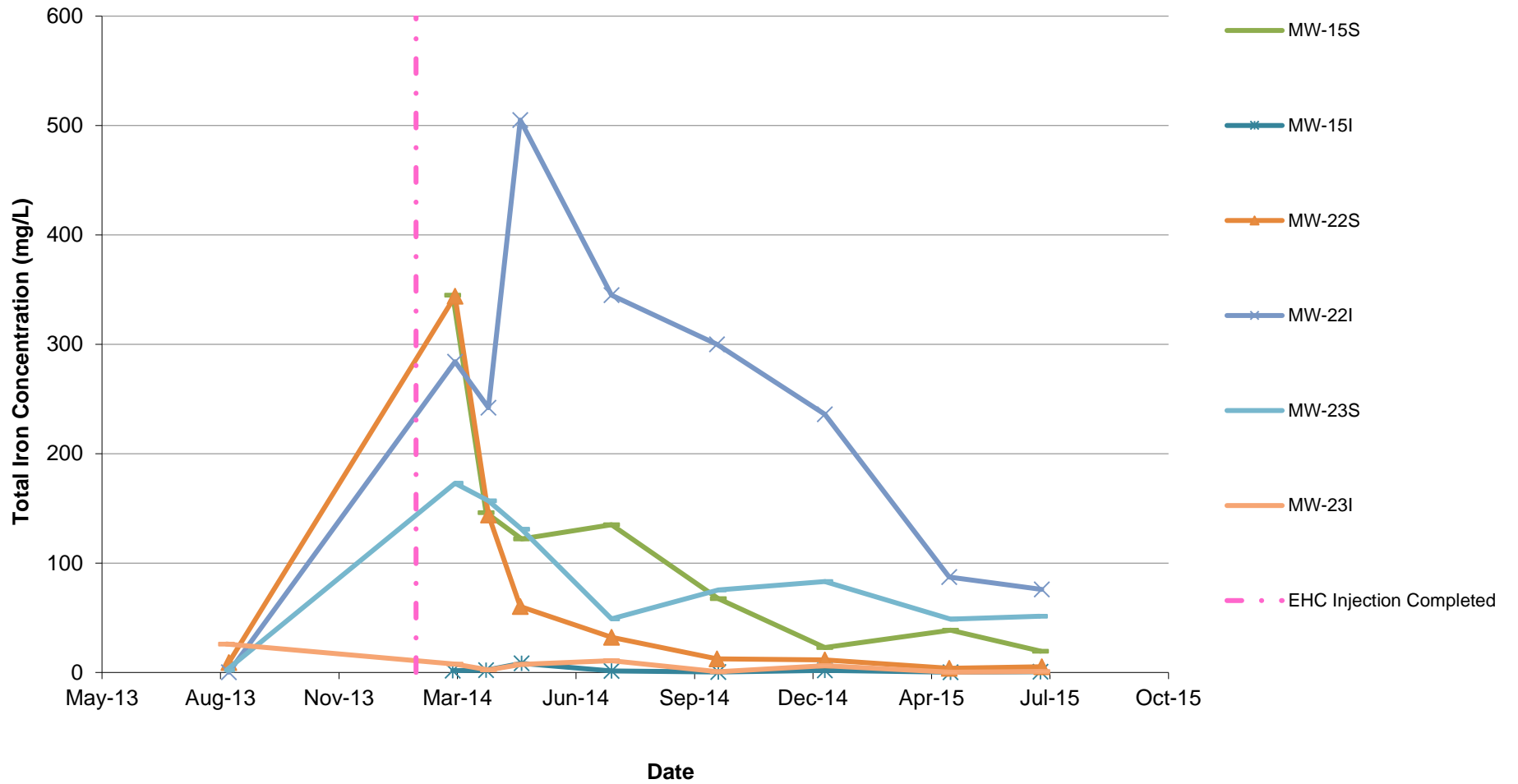
Note: Non-detect values are graphed as half the laboratory method detection limit.

TOC Groundwater Concentrations vs. Time
Injection Area Monitoring Wells
One Hour Martinizing, Durham, Durham County
DSCA ID: DC320013



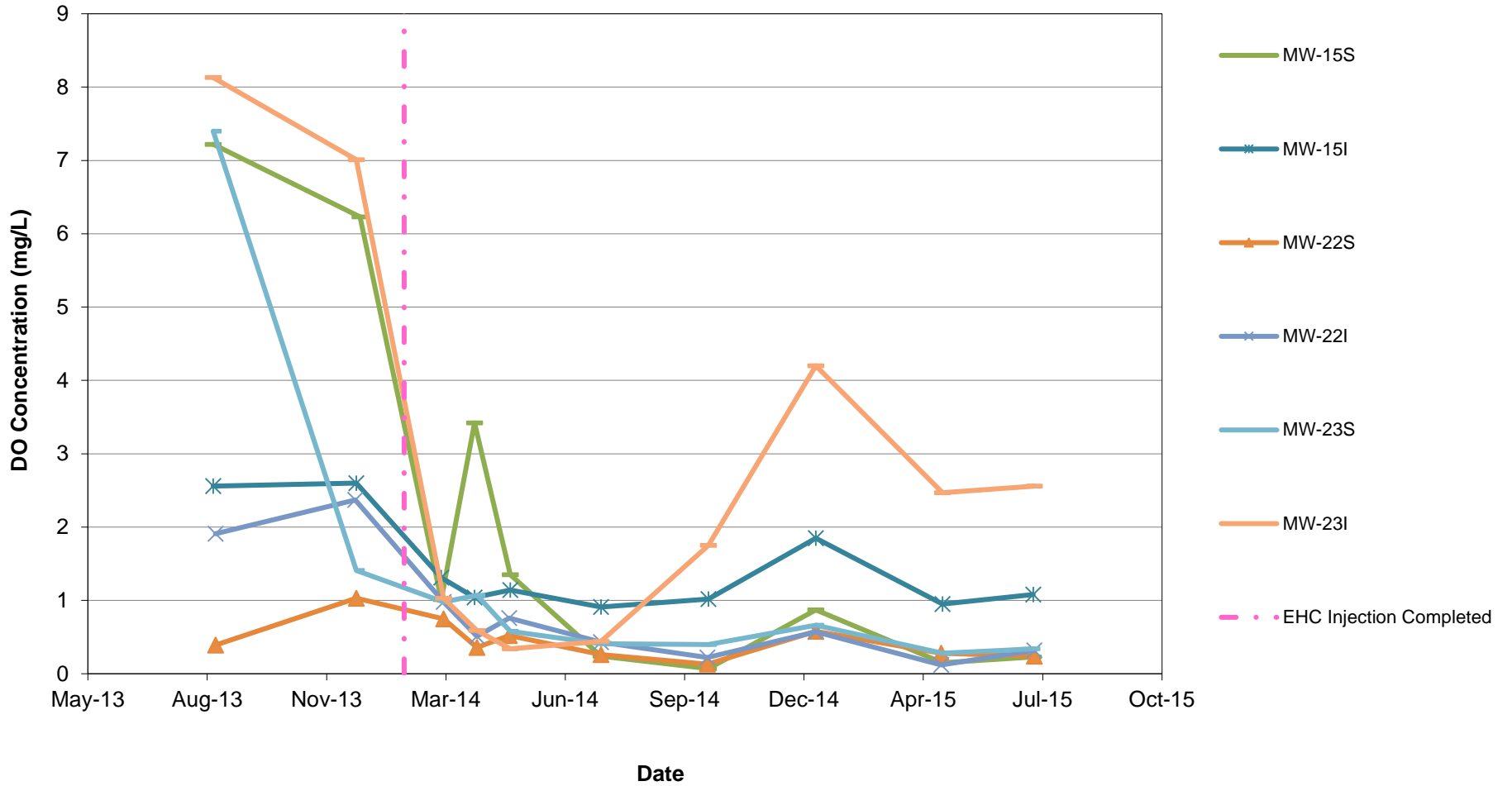
Note: Non-detect values are graphed as half the laboratory method detection limit.

**Total Iron Groundwater Concentrations vs. Time
Injection Area Monitoring Wells
One Hour Martinizing, Durham, Durham County
DSCA ID: DC320013**



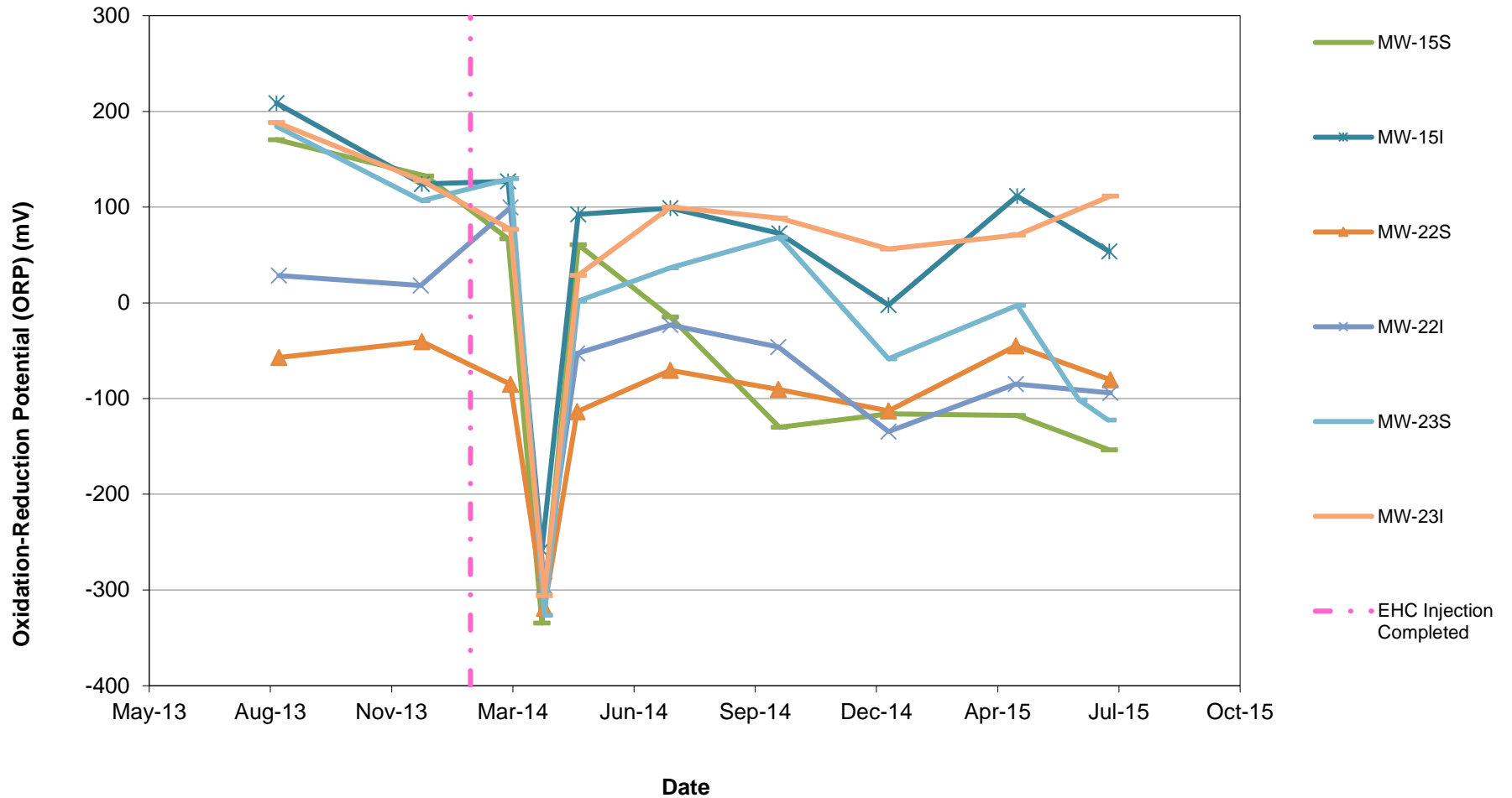
Note: Non-detect values are graphed as half the laboratory method detection limit.

**DO Groundwater Concentrations vs. Time
Injection Area Monitoring Wells
One Hour Martinizing, Durham, Durham County
DSCA ID: DC320013**



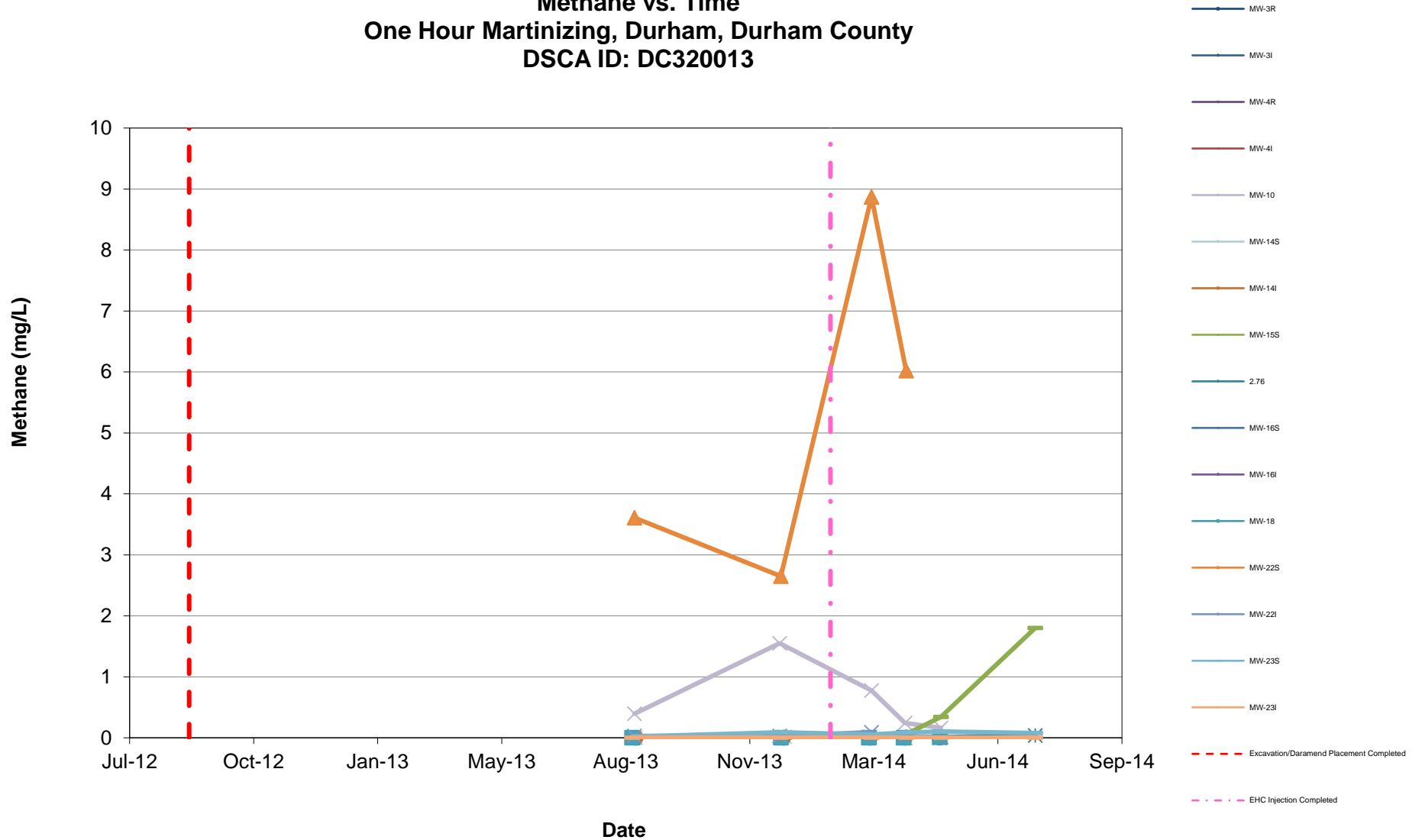
Note: Non-detect values are graphed as half the laboratory method detection limit.

Oxidation-Reduction Potential (ORP) vs. Time
Injection Area Monitoring Wells
One Hour Martinizing, Durham, Durham County
DSCA ID: DC320013



Note: Non-detect values are graphed as half the laboratory method detection limit.

Methane vs. Time One Hour Martinizing, Durham, Durham County DSCA ID: DC320013



Note: Non-detect values are graphed as half the laboratory method detection limit.

ATTACHMENT C
INDOOR AIR RISK CALCULATORS

DSCA Indoor Air Risk Calculator - Cumulative Risk for Resident
Version 3, 1/16/2015

DSCA ID No: DC320013
 Name/Address of DSCA Site: One Hour Martinizing, 1103 West Club Blvd, Durham, NC
 Name/Address of Sampling Location: Gilligan Residence, 1421 Dollar Ave, Durham, NC

Sampling Date: 7/21/2015
 Sample ID: 1421-Up

CAS	Chemical Name	Indoor Air Concentration	Target Indoor Air Conc. for Carcinogens @ TCR = 1E-06	Target Indoor Air Conc. for Non-Carcinogens @ THQ = 0.2	Calculated Carcinogenic Risk	Calculated Non-Carcinogenic Hazard Quotient
		(ug/m ³)	(ug/m3)	(ug/m3)	CR	HI
127-18-4	Tetrachloroethylene	2.9	1.08E+01	8.34E+00	2.69E-07	0.0695

Cumulative:	2.69E-07	0.07
--------------------	----------	------

Notes:

1. Target indoor air concentrations calculated using the EPA Vapor Intrusion Screening Level (VISL) Calculator, which is based on the EPA Regional Screening Levels. Note that concentrations are equivalent to the Inactive Hazardous Sites Branch (IHSB) VISLs.
2. Cumulative carcinogenic risk (CR) and hazard index (HI) calculated using the following formulas, per the procedure detailed in the EPA Regional Screening Levels User's Guide.

$$CR = [(Conc_x/SL_x) + (Conc_y/SL_y) + (Conc_z/SL_z)] \times 10^{-6}$$

Where,

Conc = indoor air concentration for constituent of concern

SL = target indoor air concentration for constituent of concern based on carcinogenic risk of 10⁻⁶

$$HI = [(Conc_x/SL_x) + (Conc_y/SL_y) + (Conc_z/SL_z)]$$

Where,

Conc = indoor air concentration for constituent of concern

SL = target indoor air concentration for constituent of concern based on hazard quotient of 1*

* = Tabulated values are based on a hazard quotient of 0.2. These values are multiplied by 5 to convert to a hazard quotient of 1.

DSCA Indoor Air Risk Calculator - Cumulative Risk for Resident
Version 3, 1/16/2015

DSCA ID No: DC320013
 Name/Address of DSCA Site: One Hour Martinizing, 1103 West Club Blvd, Durham, NC
 Name/Address of Sampling Location: Gilligan Residence, 1421 Dollar Ave, Durham, NC

Sampling Date: 7/21/2015
 Sample ID: 1421-Down

CAS	Chemical Name	Indoor Air Concentration	Target Indoor Air Conc. for Carcinogens @ TCR = 1E-06	Target Indoor Air Conc. for Non-Carcinogens @ THQ = 0.2	Calculated Carcinogenic Risk	Calculated Non-Carcinogenic Hazard Quotient
		(ug/m ³)	(ug/m3)	(ug/m3)	CR	HI
127-18-4	Tetrachloroethylene	8.3	1.08E+01	8.34E+00	7.69E-07	0.1990

Cumulative:	7.69E-07	0.20
--------------------	----------	------

Notes:

1. Target indoor air concentrations calculated using the EPA Vapor Intrusion Screening Level (VISL) Calculator, which is based on the EPA Regional Screening Levels. Note that concentrations are equivalent to the Inactive Hazardous Sites Branch (IHSB) VISLs.
2. Cumulative carcinogenic risk (CR) and hazard index (HI) calculated using the following formulas, per the procedure detailed in the EPA Regional Screening Levels User's Guide.

$$CR = [(Conc_x/SL_x) + (Conc_y/SL_y) + (Conc_z/SL_z)] \times 10^{-6}$$

Where,

Conc = indoor air concentration for constituent of concern

SL = target indoor air concentration for constituent of concern based on carcinogenic risk of 10⁻⁶

$$HI = [(Conc_x/SL_x) + (Conc_y/SL_y) + (Conc_z/SL_z)]$$

Where,

Conc = indoor air concentration for constituent of concern

SL = target indoor air concentration for constituent of concern based on hazard quotient of 1*

* = Tabulated values are based on a hazard quotient of 0.2. These values are multiplied by 5 to convert to a hazard quotient of 1.