


Report on the
Water Infrastructure Fund and
State Water Infrastructure Authority



Executive Summary

The Division of Water Infrastructure (Division) and the State Water Infrastructure Authority (Authority) are pleased to present this combined report of water infrastructure funding activities for the Fiscal Year 2020-2021.

While the Division and Authority continue to address the state's water infrastructure needs, the demand for infrastructure projects continues to outpace available funding. The following are highlights of FY 2020-2021:

Long-Term Solutions for Viability

During FY 2016-2017, the Division and the Authority completed “North Carolina’s Statewide Water and Wastewater Infrastructure Master Plan: The Road to Viability” (the Master Plan). The Master Plan asserts that establishing viable utilities is the best

way for the state to meet its enormous infrastructure needs. To become and remain viable, utilities must have the organizational and financial capability to address infrastructure challenges.

Movement Toward Viability

Governor Cooper signed into law S.L. 2020-79, which initiated the Viable Utility (VU) program. It also provided \$9 million in non-recurring funds in the Viable Utility Reserve (VUR) to begin implementing the program. Accomplishments this fiscal year include the following:

- Development and approval by the Local Government Commission (LGC) and Authority criteria by which to designate local government units (LGUs) as distressed.
- Initial discussions related to the reassessment of the Identification Criteria with approval anticipated early in FY 2021-2022.
- Designation of 95 LGUs as distressed using these Identification Criteria. These LGUs were invited to

participate in an orientation program related to the VU program.

- Development and approval by the LGC and Authority of the scope and delivery mechanism for the initial education portion of the VU program.
- Initial discussions related to continuing education, short- and long-term action plans, and long-term financial plans.
- Award of the first Viable Utility Reserve Emergency Operating Grants (VUR-EOG) and study grants.

Chapter 7 of this report contains a more detailed discussion of the VU program.

Disaster Recovery Efforts

North Carolina local governments were significantly impacted by Hurricane Matthew in September 2016 and again by Hurricane Florence in September 2018. During FY 2020-2021, the Division offered funding related to the “Additional Supplemental Appropriations for Disaster Relief Act, 2019” (ASADRA). The Act provides funding for resiliency-focused projects at

wastewater treatment works and drinking water facilities, impacted by Hurricanes Florence and Michael, to be administered through the State Revolving Fund (SRF) program. Division staff accepted a second round of ASADRA applications in September 2020. The Authority awarded these ASADRA funds in July 2020 and February 2021.

Additionally, State Law 2019-224 2.1(3) appropriated funds for Hurricane Florence disaster relief. During FY 2020-2021, Division staff awarded these Disaster Relief

state grant funds to three LGUs (the Towns of Trenton, Tabor City, and Dublin) for a total of \$3,142,231.

Infrastructure Funding Needs and Changes in Funding Levels

The water and wastewater infrastructure needs documented in the Master Plan are estimated to range from \$17 billion to \$26 billion over the next 20 years. Despite the significant funding provided by the Connect NC Bonds (2016-2018), the Division continues to receive more funding requests than can be approved given available funding levels. It is anticipated that demand for SRF funding will continue to exceed funding availability.

Since its inception in late 2013, the Authority has worked hand-in-hand with the Division to fund projects that seek to rehabilitate, repair, and expand water and wastewater infrastructure. From January 2014, the first time the Authority made awards to LGUs, the Authority has awarded more than 1,100 projects in the amount of approximately \$2.6 billion.

- The Division received 217 funding applications (\$1.58 billion) for drinking water and wastewater projects. The Authority awarded funding for 89 projects (\$364.7 million) in regular State Revolving Fund (SRF) and State Reserve Program (SRP) funds. See Chapters 3, 4, and 6 for more information.
- The Division received 186 funding applications (\$936.9 million) for drinking water and wastewater projects from ASADRA SRF funds. The Authority awarded 22 projects (\$104.6 million) from ASADRA

SRF funds. See Chapters 3 and 4 for more information.

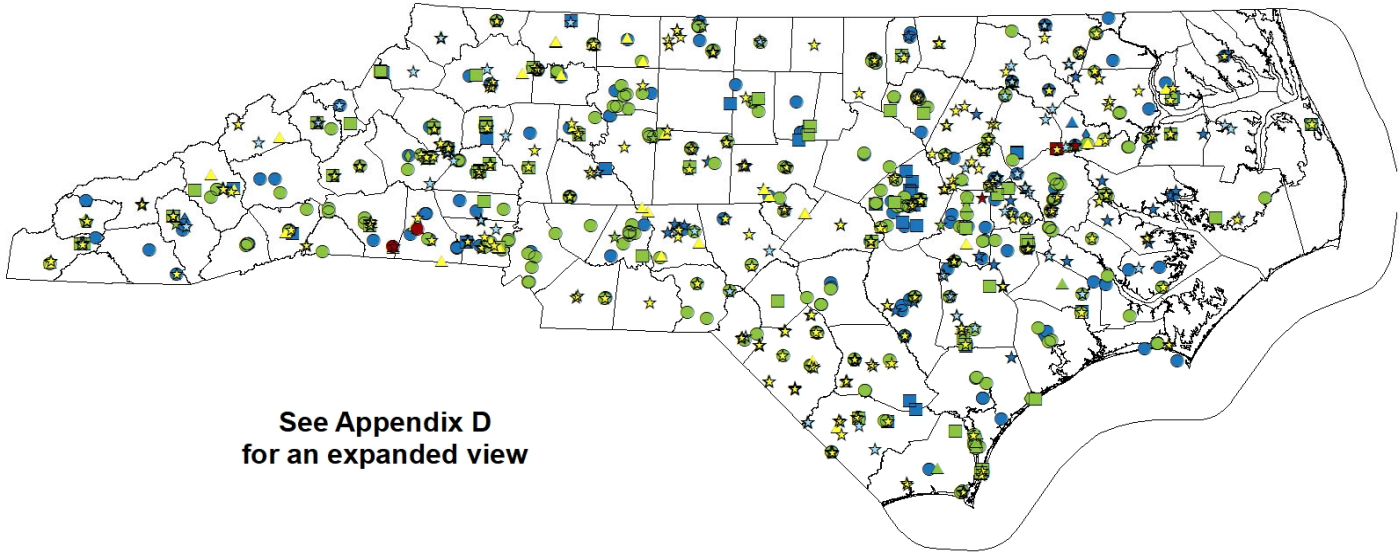
- The Division received 39 applications (\$70.1 million) for the Community Development Block Grant – Infrastructure (CDBG-I) program. The Authority awarded 17 projects for a total of \$27.3 million. Fifteen projects were awarded planning grants from de-obligated FFY 2014-2015 and FFY 2015-2016 allocations. See Chapter 5 for more detail.
- The Division received 110 complete and eligible applications for a total of approximately \$15.8 million in funding requests for the Asset Inventory and Assessment (AIA) grant program. The Authority awarded 31 projects for a total of approximately \$4.4 million.
- For the Merger/Regionalization Feasibility grants, the Division received a total of ten complete and eligible applications for a total of approximately \$500,000. The Authority awarded all of the applications.
- The Authority made its first awards from the Viable Utility Reserve (VUR) for Emergency Operating Grants (three applications for a total of \$245,000) and study grants (three applications for a total of \$750,000). See Chapter 7 for more detail.

See the graphic on the next page for projects funded since the inception of the Authority.

Division Outreach Efforts

During FY 2020-2021, the Division faced limited opportunities for outreach due to the COVID-19 pandemic. During this time, outreach consisted mainly of the training related to the Division's programs as well as the VU orientations offered to LGUs designated as distressed. Additionally, Division staff continued to partic-

ipate in Governor Cooper's Hometown Strong Initiative via the virtual platform (see Chapter 1) and also gave several presentations virtually at various webinars hosted by resource partners. These presentations mainly focused on the Viable Utility Reserve.



See Appendix D
for an expanded view

Outreach Through Training

- Seven “How-to-apply” training sessions for applying to the Division’s funding programs, reaching more than 200 people. All trainings were completed virtually.
- Three VUR orientation sessions where all LGUs designated as distressed were invited to attend.
- Two training sessions related to regulatory requirements for funded applicants, reaching approximately 50 representatives of funded applicants.

Table of Contents

Executive Summary	i
Table of Contents	i
List of Appendices	iv
List of Figures	v
List of Tables	vii
List of Acronyms	viii
1.0 Introduction	1-1
1.1 Overview of Application and Funding Process	1-1
1.2 Viable Utility Reserve	1-3
1.3 Outreach Efforts by the Division — Overview	1-3
1.3.1 Hometown Strong Efforts	1-3
1.3.2 Training Programs	1-3
1.4 Disaster Recovery Funding — ASADRA	1-4
1.5 American Rescue Plan (ARPA)	1-5
2.0 State Water Infrastructure Authority	2-1
2.1 State Water Infrastructure Authority Activities in FY 2020-2021	2-1
2.1.1 Focus Area 1 – Distribute Loan and Grant Funds	2-2
2.1.2 Focus Area 2 – Define Water Infrastructure Needs and Funding; Statewide Water & Wastewater Infrastructure Master Plan	2-5
2.1.3 Focus Area 3 – Assess Emerging Practices in Utility Planning and Funding	2-6
2.1.4 Focus Area 4 – Process Framework for Viable Utilities	2-8
2.2 Issues Identified by the Authority	2-10
2.2.1 Communication Related to the Distressed Designations of Local Government Systems in the Viable Utility Program	2-10
2.2.2 Potential Communication Gaps Related to the Viable Utility Program	2-11
2.2.3 Proposed Plan for Communication with Local Government Units Regarding Distressed Designation and the Viable Utilities Program	2-11
2.2.4 American Rescue Plan Act	2-12
2.3 Next Steps	2-12
2.3.1 Continue Fostering Close Working Relationships with Resource Agencies	2-12
2.3.2 Implementing the Viable Utility Program	2-13
2.3.3 Funding of Study Grants from the Viable Utility Reserve	2-14
2.3.4 Preparing for Administration of Funds from the American Rescue Plan Act	2-14
2.4 Recommendations	2-14
2.4.1 Recommendation 1 — Provide Secure Source of Adequate Funding for the Viable Utility Reserve	2-15
2.4.2 Recommendation 2 — Limit or Eliminate the Pre-Allocation of Project Funding	2-15
2.4.3 Recommendation 3 — Provide the Authority Flexibility in Establishing Grant Conditions	2-16
3.0 Clean Water State Revolving Fund	3-1
3.1 Overview of Program History	3-1
3.2 Financial Information	3-2
3.2.1 Financial History	3-2
3.2.2 Long-Term Financial Health	3-2
3.2.3 Binding Commitment Requirement	3-5
3.3 Clean Water State Revolving Fund Project Funding	3-5
3.3.1 Prioritization	3-6
3.3.2 Funding Schedule	3-7

3.3.3	CWSRF Base Program — Regular SRF	3-7
3.3.4	Principal Forgiveness — Regular SRF.....	3-8
3.3.5	Affordability Funding — Regular SRF.....	3-9
3.3.6	Green Project Reserve (GPR).....	3-10
3.3.7	Project Funding from ASADRA.....	3-11
3.4	Environmental Benefits of CWSRF Funding	3-13
3.4.1	Impaired Waters.....	3-13
3.4.2	Special Waters.....	3-13
3.4.3	Other Environmental Benefits	3-13
3.5	Distribution of Funded Projects	3-14
3.6	Clean Water State Revolving Fund Programmatic Goals.....	3-14
3.6.1	Short-Term Goals	3-14
3.6.2	Long-Term Goals	3-14
3.6.3	Minority Business Enterprise / Women Business Enterprise Goals.....	3-15
3.6.4	Compliance with the Water Resources and Reform Development Act of 2014	3-16
4.0	Drinking Water State Revolving Fund.....	4-1
4.1	Overview of Program History.....	4-1
4.2	Financial Information	4-2
4.2.1	Financial History.....	4-2
4.2.2	Long-Term Financial Health.....	4-2
4.2.3	Binding Commitment Requirement.....	4-5
4.3	DWSRF Project Funding	4-5
4.3.1	Prioritization.....	4-6
4.3.2	Funding Schedule.....	4-7
4.3.3	Base Program — Regular SRF.....	4-7
4.3.4	Principal Forgiveness — Regular SRF.....	4-8
4.3.5	Affordability Funding — Regular SRF.....	4-9
4.3.6	Green Project Reserve	4-10
4.3.7	Project Funding from ASADRA.....	4-10
4.4	Set-Aside Activities.....	4-12
4.4.1	Technical Assistance for Small Systems	4-12
4.4.2	Drinking Water State Program Management Functions.....	4-13
4.4.3	Local Assistance and Other State Programs.....	4-13
4.5	Public Health Benefits	4-13
4.6	Drinking Water State Revolving Fund Program Goals	4-13
4.6.1	Short-Term Goals	4-14
4.6.2	Long-Term Goals	4-14
4.6.3	Minority Business Enterprise / Women Business Enterprise Goals.....	4-15
5.0	Community Development Block Grant for Infrastructure	5-1
5.1	Award of FFY 2019-2020 Funds	5-1
5.2	Supplemental Grants or Additional Funds to Current Grantees Using De-Obligated Funds	5-7
5.3	Projects Closed in SFY 2020-2021.....	5-8
5.4	Regulations Governing CDBG-I Program.....	5-8
5.5	Outreach and Training.....	5-9
5.5.1	How-to-Apply Training for the September 2021 Applicants.....	5-9
5.5.2	Procurement Training	5-10
5.5.3	Section 3 New Rule (24 CFR 75) Informational Session.....	5-10
5.5.4	Environmental Review Training.....	5-10
5.5.5	Compliance Training.....	5-11

6.0	State Reserve Funding.....	6-1
6.1	Overview of Programs	6-2
6.1.1	State Project Loans and Grants.....	6-3
6.1.2	Asset Inventory and Assessment Grants.....	6-4
6.1.3	Merger/Regionalization Feasibility Grants.....	6-4
6.2	Available Funds	6-5
6.3	Financial Health.....	6-5
7.0	Viable Utility Reserve Program	7-1
7.1	Program History	7-1
7.2	Development of Distressed Criteria and Designation of Units	7-2
7.3	Viable Utility Programmatic Requirements.....	7-3
7.3.1	Initial Education	7-3
7.3.2	Priority Rating System for VUR Study Grants.....	7-3
7.4	Financial Information.....	7-4

List of Appendices

- Appendix A State Water Infrastructure Authority Members
- Appendix B Power and Duties of State Water Infrastructure Authority (G.S. 159G-71)
- Appendix C 2019-2020 Loan and Grant Program Applications Received and Funding Awarded
- Appendix D Projects Awarded by Authority: January 2014 through February 2020
- Appendix E CWSRF Funds Distributed and Remaining
- Appendix F Itemized List of Binding Commitments for CWSRF Program
- Appendix G CWSRF Financial Exhibits
- Appendix H CWSRF FFATA Capitalization Grant for FY 2019-2020 Projects
- Appendix I Status of Recent CWSRF Projects
- Appendix J DWSRF Funds Distributed and Remaining
- Appendix K Itemized List of Binding Commitments for the DWSRF Program
- Appendix L DWSRF Financial Exhibits
- Appendix M DWSRF FFATA Capitalization Grants for FY 2019-2020 Projects
- Appendix N Status of Recent DWSRF Projects
- Appendix O DWSRF Annual Set-Aside Report for FY 2019-2020
- Appendix P State Reserve Construction Projects Funded by Division in FY 2019-2020
- Appendix Q State Reserve Non-Construction Projects Funded by Division in FY 2019-2020
- Appendix R Status of State Reserve Funds Disbursed and Remaining
- Appendix S Financial Status of State Reserve Projects

List of Figures

Figure 2.1	Number of Wastewater and Drinking Water Construction Applications Funded – FY 2020-2021.....	2-3
Figure 2.2	Amount of Funding Awarded for Wastewater and Drinking Water Construction Applications — FY 2020-2021	2-3
Figure 2.3	Number of AIA Grant Applications Received and Funded, & Amount Requested and Funded — FY 2020-2021	2-4
Figure 2.4	Amount of Funding Awarded for Viable Utility Reserve Emergency Operating Grants and Study Grants — FY 2020-2021	2-5
Figure 3.1	CWSRF Capitalization Grants (with Match) Including ARRA.....	3-2
Figure 3.2	CWSRF Binding Commitments per Year	3-3
Figure 3.3	CWSRF Increase in Loans.....	3-4
Figure 3.4	CWSRF Increase in Net Assets	3-4
Figure 3.5	CWSRF Funding by Program for FY 2020-2021	3-5
Figure 3.6	Distribution of CWSRF Projects by Project Purpose for FY 2020-2021	3-6
Figure 3.7	Distribution of CWSRF Projects by Review Cycle for FY 2020-2021	3-7
Figure 3.8	Percentage of CWSRF Base Program (Regular SRF) Project Funds by Project Purpose for FY 2020-2021	3-8
Figure 3.9	Percentage of CWSRF Principal Forgiveness (Regular SRF) Funds by Project Purpose for FY 2019-2020	3-9
Figure 3.10	Percentage of CWSRF Affordability (Regular SRF) Funding by Project Purpose for FY 2020-2021....	3-10
Figure 3.11	ASADRA CWSRF Funding by Program for FY 2020-2021.....	3-11
Figure 3.12	Percentage of CWSRF Base Program (ASADRA) Project Funds by Project Purpose.....	3-12
Figure 3.13	Percentage of CWSRF Affordability (ASADRA) Project Funding by Project Purpose for FY 2020-2021	3-12
Figure 4.1	DWSRF Capitalization Grants (with Match) Including ARRA.....	4-2
Figure 4.2	DWSRF Binding Commitments per Year.....	4-3
Figure 4.3	DWSRF Increase in Loans	4-4
Figure 4.4	DWSRF Increase in Net Assets.....	4-4
Figure 4.5	DWSRF Funding by Program for FY 2020-2021	4-5
Figure 4.6	Distribution of DWSRF Projects by Project Purpose for FY 2020-2021.....	4-6
Figure 4.7	Distribution of DWSRF Projects by Review Cycle for FY 2020-2021	4-7
Figure 4.8	Percentage of DWSRF Base Program Project (Regular SRF) Funds by Project Purpose for FY 2020-2021	4-8
Figure 4.9	Percentage of Principal Forgiveness (Regular SRF) Funds by Project Purpose for FY 2020-2021	4-9
Figure 4.10	Percentage of Affordability (Regular SRF) Funding by Project Purpose for FY 2020-2021	4-9
Figure 4.11	Percentage of DWSRF Program (ASADRA) Funds by Project Purpose for FY 2020-2021	4-10

Figure 4.12 Percentage of DWSRF Base Program (ASADRA) Funds by Project Purpose for FY 2020-2021..... 4-11

Figure 4.13 Percentage of DWSRF Principal Forgiveness (ASADRA) Funds by Project Purpose for
FY 2020-2021..... 4-11

Figure 4.14 Percentage of DWSRF Affordability (ASADRA) Funds by Project Purpose for FY 2020-2021..... 4-12

Figure 5.1 Distribution of CDBG-I FFY 2019-2020 Projects Awarded in April 202..... 5-5

Figure 6.1 Percentage of State Reserve Funding by Program for FY 2020-2021..... 6-1

Figure 6.2 Distribution of Projects Funded Through the State Reserves for FY 2020-2021 6-2

List of Tables

Table 1.1	Funding Awarded During FY 2020-2021 by Award Cycle.....	1-2
Table 1.2	Application Training Attendance During FY 2020-2021	1-4
Table 5.1	Awards Made with FFY 2019-2020 Appropriation — Fourteen Construction Grants and Three Planning Grants.....	5-2
Table 5.2	Planning Grants with De-Obligated FFY 2014-2015 Funds	5-6
Table 5.3	Planning Grants with De-obligated FFY 2015-2016 Funds	5-6
Table 5.4	Supplemental Grants or Additional Funds to Current Grantees Using De-obligated Funds.....	5-7
Table 5.5	CDBG-I Projects Closed During SFY 2020-2021	5-8
Table 5.6	CDBG-I Environmental Review Training for New Grantees	5-10
Table 5.7	CDBG-I Compliance Training for New Grantees.....	5-11
Table 6.1	Summary of State Reserve Funding for FY 2020-2021	6-2
Table 6.2	Binding Commitments from State Reserve Funding for FY 2020-2021	6-5
Table 7.1	Itemization of Emergency Operating Grant Funding from the VUR for FY 2020-2021.....	7-4
Table 7.2	Study Grant Funding from the VUR for FY 2020-2021	7-4

List of Acronyms

AIA	Asset Inventory and Assessment Grants
AML	Advanced Municipal Leadership
ARPA	American Rescue Plan Act
ARRA	American Recovery and Reinvestment Act
BMP	Best Management Practice
CBR	Clean Water Benefits Reporting
CDBG-I	Community Development Block Grant for Infrastructure
CWA	Federal Water Collection Control Act Amendments (Clean Water Act)
CWSRF	Clean Water State Revolving Fund
DEQ	Department of Environmental Quality
DWQ	Division of Water Quality
DWR	Division of Water Resources
DWSRF	Drinking Water State Revolving Fund
EFC	University of North Carolina Environmental Finance Center
EOG	Emergency Operating Grant
GPR	Green Project Reserve
IUP	Intended Use Plan
LGC	Local Government Commission
LGU	Local Government Unit
LMI	Low-to-Moderate Income
LTAP	Long-Term Action Plan
LTIF	Long-Term Investment Fund
LTFP	Long-Term Financial Plan
MBE	Minority Business Enterprise
MHI	Median Household Income
MRF	Merger / Regionalization Feasibility Grants
NCGA	North Carolina General Assembly
NCLM	North Carolina League of Municipalities
PWS	Public Water Supply
RAPWU	Resource Agency Partnership for Water Utilities
SEL	State Emergency Loan
SG	Study Grants
SRF	State Revolving Fund
SDWA	Safe Drinking Water Act of 1996

SDWR	State Drinking Water Reserve
SRPG	State Reserve Project Grant
SRPL	State Reserve Project Loan
STAP	Short-Term Action Plan
SWWR	State Wastewater Reserve
USEPA	United States Environmental Protection Agency
VU	Viable Utilities
VUC	Viable Utilities Committee
VUP	Viable Utility Program
VUR	Viable Utility Reserve
WBE	Women's Business Enterprise
WHPP	Wellhead Protection Plan
WRRDA	Water Resources Reform and Development Act

1.0 Introduction

This report provides a summary of water infrastructure funding activities administered by both the Division of Water Infrastructure (Division) and the State Water Infrastructure Authority (Authority) from July 1, 2020 through June 30, 2021, in a combined format, pursuant to S.L. 2017-10. Chapters for the Clean Water State Revolving Fund (CWSRF) and the Drinking Water State Revolving Fund (DWSRF) meet the reporting requirements of the U.S. Environmental Protection Agency (USEPA).

This introductory section provides an overview of the development of funding programs, nonprogram-specific activities, and cross-program efforts. The report is divided into the following chapters:

- Chapter 2 – State Water Infrastructure Authority
- Chapter 3 – Clean Water State Revolving Fund
- Chapter 4 – Drinking Water State Revolving Fund
- Chapter 5 – Community Development Block Grant – Infrastructure

- Chapter 6 – State Reserve Program
- Chapter 7 – Viable Utility Reserve Program

For Fiscal Year 2020-2021, the Division, in conjunction with the Authority and other partners, has:

- Continued to streamline the application process, further synchronizing the project priority systems and tailoring funding to provide the best funding fit for applicants
- Continued work associated with the Viable Utility (VU) funding program. The Authority made its first awards from the Viable Utility Reserve (VUR) in FY 2020-2021.
- Despite the COVID-19 pandemic, continued outreach efforts related to funding and other initiatives undertaken by the Division. Division staff offered training related to funding programs and also continued its involvement in other initiatives (see Section 1.3).

1.1 Overview of Application and Funding Process

The wastewater and drinking water infrastructure programs administered by the Division were developed with different goals. The CWSRF and State Wastewater Reserve (SWWR) programs aim to reduce pollution in water bodies of North Carolina. The DWSRF and State Drinking Water Reserve (SDWR) programs have a goal of protecting public health, and the Community Development Block Grant-Infrastructure (CDBG-I) program aims to provide water and sewer infrastructure improvements to low-to-moderate income (LMI) areas.

The Division implemented a funding process for applicants by using a combination of the priority rating systems, affordability criteria, and one application that can be

used for all programs at once. A seamless, single application enables the Authority to award the best available funding an applicant is willing to accept. The priority rating systems enable the Division to rank the quality of projects submitted during a funding round. The affordability criteria determine grant eligibility and, if eligible, the amount of grant a funded applicant would receive. For FY 2020-2021, the Authority focused on awarding projects that would consolidate non-viable systems, address failing infrastructure, and rehabilitate / replace infrastructure. The Authority also prioritized projects offering environmental benefit, systems practicing proactive management, and communities experiencing economic hardship

If possible, the Authority would provide funding for pro-

jects via state funds particularly for smaller projects in rural, distressed communities, since federal funds have requirements such as environmental review and Davis Bacon Act attached to them. If the situation arises, Authority members may consider additional information in their funding decisions either to fund or not fund projects. These cases are limited to information not contained within the priority rating system.¹ Consolidating priority systems has enabled the Authority to fulfill one of the tasks assigned by the NCGA [G.S. 159G-71(8)].

Tailoring funding enables the Division and the Authority to find the best funding fit for applicants through grant / loan combinations or targeted-interest rate funding. This annual report includes the rounds that were awarded funding by the Authority during the fiscal year, regardless of application intake date. See the program-specific funding chapters for more information. Table 1.1 summarizes the funding awarded by the Authority in FY 2020-2021.

Funding Program	July 2020	February 2021^a	Total^b
Community Development Block Grant – Infrastructure		\$26,664,566	\$26,664,566
Clean Water State Revolving Fund ^c	\$109,890,481	\$171,244,130	\$281,134,611
Drinking Water State Revolving Fund ^c	\$80,774,133	\$78,312,334	\$159,086,467
State Reserve Projects		\$28,961,481	\$28,961,481
Asset Inventory and Assessment Grants		\$4,425,000	\$4,425,000
Merger / Regionalization Feasibility Grants		\$500,000	\$500,000
Viable Utility Reserve – Emergency Grants for Operating Deficits	\$110,000 ^d	\$100,000 ^e	\$210,000
Viable Utility Reserve – Study Grants ^f		\$750,000 ^g	\$750,000
Total:	\$190,774,614	\$310,457,511	\$501,232,125

^aIn FY 2020-2021, awards for the CDBG-I program were made in April 2021.
^bTotal included projects awarded by the Authority only and does not include minimal shifts made (e.g., from CWSRF to SRP) after award.
^cIncludes both regular SRF and ASADRA funds. See Section 1.4.1 for a breakdown of ASADRA funds.
^dAward made in September 2020.
^eAward made in April 2021.
^fStudy grants from the VUR consist of a mix of asset inventory and assessment grants, alternatives analysis, merger / regionalization feasibility, and rate studies.
^gVUR study grants awarded in December 2020.

¹The DWSRF program requires that projects be funded according to priority ranking. The Authority is prohibited by 40 CFR 35.3555 (c)(2)(ii) to fund projects out of order.

1.2 Viable Utility Reserve

On July 1, 2020, Governor Cooper signed into law S.L. 2020-79, which formed the Viable Utility program. During FY 2020-2021, Division staff began implementing this program. The Authority formed the Viable Utility Committee (VUC), which provided input and assistance to Division staff. Efforts by Division staff and the VUC include the following:

- Development and implementation of four Identification Criteria based on the founding statute;
- Development of a reassessment methodology for distressed criteria;

- Creation of initial education materials and initial development of continuing education concepts; and
- Initiation of development of a short-term action plan template.

Division staff also accepted applications for Viable Utility Reserve Emergency Operating Grants for four LGUs across the state and study grant applications from these LGUs as well. Chapter 7 contains greater detail related to the VU program.

1.3 Outreach Efforts by the Division — Overview

The COVID-19 pandemic significantly curtailed outreach efforts by the Division. However, outreach did continue on two different fronts:

Hometown Strong and training by Division staff.

1.3.1 Hometown Strong Efforts

Division staff had the opportunity to participate in Governor Cooper's Hometown Strong Initiative as representatives of water and sewer funding resources. Rural communities are seeing an increase in issues related to water and sewer infrastructure (e.g., in-

flow / infiltration, aging infrastructure), and these events enabled staff to directly meet with LGU representatives. During FY 2020-2021, Division staff attended a variety of virtual Hometown Strong events.

1.3.2 Training Programs

Division staff also conduct a variety of outreach events directly related to funding programs. First, staff conduct training to teach applicants how to complete accurate applications. These training sessions generally occur eight weeks before application deadlines to enable application completion. Table 1.2 lists application training during FY 2020-2021. This table shows the number of people who registered for training. Note that for the September 2020 application intake, ASADRA funds were discussed related to those applicants who had submitted a Letter of Intent to Apply. All application training during FY 2020-2021 occurred virtually due to the pandemic.

Once the Authority awarded projects, Division staff offered orientation visits to grant and loan recipients, especially those with complicated projects or those who are new to the funding programs. During these orientation visits, which in FY 2020-2021 occurred virtually, staff go over various aspects of the construction funding program to provide an overview, then delve into more of the specifics related to the particular project. During FY 2020-2021, Division staff conducted approximately 13 orientation meetings with grant and / or loan recipients who received funding through the State Revolving Fund (SRF) programs or the State Reserve Project (SRP) programs.

Related to the CDBG-I program, Division staff conduct start-up visits and environmental certification training. Both are mandatory for all grant recipients. During FY 2020-2021, staff conducted 19 start-up visits for all of the grantees awarded funding by the Authority in April 2021. Division staff were able to complete the CDBG-I environmental and compliance training related to FFY 2019-2020 grant recipients. Chapter 5 contains more information about these numbers.

Division staff also presented information related to the funding programs, especially the new Viable Utility Program, to a variety of different resource agencies such as

the League of Municipalities. Additionally, Division staff presented at the virtual annual conference of the North Carolina American Water Works Association-Water Environment Federation annual conference. Additionally, the Division Director was president of the national Council for Infrastructure Finance Authorities until his retirement in April 2021.

Table 1.2 Application Training Attendance During FY 2020-2021	
Date	Number of Training Participants
September 2020 Funding Round	
July 29, 2020	12
July 31, 2020	13
August 11, 2020	31
August 12, 2020	30
August 14, 2020	23
Total (September 2020):	112
April 2021 Funding Round	
March 2, 2021	49
March 5, 2021	49
Total (April 2021):	98
Total:	210

1.4 Disaster Recovery Funding — ASADRA

On June 6, 2019, the President signed P.L. 116-20, the “Additional Supplemental Appropriations for Disaster Relief Act, 2019” (ASADRA), into law. The Act provides funding for resiliency-focused projects at wastewater treatment works and drinking water facilities impacted by Hurricanes Florence and Michael to be administered through the State Revolving Fund programs.

North Carolina has been allotted \$19,193,000 for the CWSRF and \$68,611,000 for the DWSRF, for a total of \$87,807,000 in supplemental funds. The state provided a match of \$17,600,000 (S.L. 2019-250). During FY 2019-2020, as required by EPA, the Division prepared supplemental Intended Use Plans specific to ASADRA funding, including a priority system to use for evaluating applica-

tions for this funding.

The Division accepted applications for ASADRA funds in April 2020 and September 2020. The Authority awarded the ASADRA funds in July 2020 and February 2021.

Chapters 3 (CWSRF) and 4 (DWSRF) contain additional information related to ASADRA funds.

1.5 American Rescue Plan (ARPA)

The American Rescue Plan Act (ARPA) was passed in early 2021 and provided a State Fiscal Recovery Fund to the State of North Carolina. Funding water, wastewater and stormwater infrastructure projects is an eligible use of the ARPA funds. During FY 2020-2021, the state Senate proposed a budget that allocates a large portion of the State Fiscal Recovery Fund to the Division's Viable Utility Reserve and the State Reserves to fund infrastructure projects. The Division began preparing

for the possibility of an increase in number of project applications in the event that the final state budget includes significant funding allocations for the Reserves the Division administers. ARPA funds must be obligated by December 31, 2024 and expended by December 31, 2026. No ARPA funds were appropriated to the Division during FY2020-2021, and consequently no funding awards were made.

2.0 State Water Infrastructure Authority

The nine-member State Water Infrastructure Authority (Authority) was created by the North Carolina General Assembly in 2013 to assess and make recommendations about the state's water and wastewater infrastructure needs and the funding programs available to the state's local governments. The General Assembly also established the Division of Water Infrastructure (Division) and consolidated the major water and wastewater infrastructure funding programs in the Division within the De-

partment of Environmental Quality (DEQ). The enabling legislation is North Carolina General Statute 159G.

Each year, the Authority is required to provide an overview of its activities, summarize concerns and issues that were discussed, and make recommendations to address those issues. This report fulfills the legislative requirement for Fiscal Year 2020-2021 (G.S. 159G-72).

2.1 State Water Infrastructure Authority Activities in FY 2020-2021

During this fiscal year, the Authority continued focusing on the issue of small water and wastewater utility viability and continued to offer a transparent and streamlined funding process for applicants. Though the Coronavirus pandemic curtailed many of the Authority's activities such as in-person meetings, the Authority quickly adjusted to online venues to accomplish its many tasks.

Specifically, the Authority awarded approximately \$502 million of funding via its streamlined and transparent funding process. This included over \$105 million via the "Additional Supplemental Appropriations for Disaster Relief Act, 2019" (ASADRA) and first awards from the Viable Utility Reserve (VUR).

- In conjunction with the Local Government Commission (LGC), the Authority developed the framework for portions of the VU program (VUP), including the development of the distressed criteria for the LGC and Authority to designate local government units (LGUs) as distressed and the draft prioritization system to determine which LGUs should receive funding for study grants.
- In conjunction with the LGC, the Authority designated the initial round of LGUs as distressed.
- In conjunction with the LGC, the Authority awarded

The Authority's most significant accomplishments in FY 2020-2021

- **Developed distressed criteria and designated first round of local government units as distressed.**
- **Awarded first emergency operating grants and study grants from the VUP program.**
- **Developed draft priority rating criteria for VUR study grants.**
- **Continued to strengthen utility partnerships.**

the VUR emergency operating grants and study grants.

- The Authority continued focusing on how to incorporate lessons learned from viable utilities regarding utility partnerships.

The Authority's twelve powers and duties defined in North Carolina General Statute 159G-71 (Appendix B) are grouped into the following four focus areas:

- Distribute loan and grant funds

- Water infrastructure needs and funding
- Assess emerging practices in utility planning and funding

- Assess the need for a “troubled system” protocol

2.1.1 Focus Area 1 — Distribute Loan and Grant Funds

The Authority saw continued strong demand for all funding programs administered by the Division and awarded a total of approximately \$507 million in grants and loans for 175 projects, from the following programs.

- Federal-state Clean Water State Revolving Fund (CWSRF loan program)
- Federal-state Drinking Water State Revolving Fund (DWSRF loan program)
- Federal Community Development Block Grant-Infrastructure (CDBG-I) grant program
- State Reserve Program (grants and loans) for both water and wastewater, including Asset Inventory and Assessment (AIA) grants and Merger / Regionalization Feasibility (MRF) grants
- Viable Utility Reserve Emergency Operating Grants (VUR-EOG) and Study Grants (VUR-SG)

Funding available in FY 2020-2021. This FY, the General Assembly appropriated \$10 million in recurring funds to be disbursed through the State Reserve program.

The Division can move excess matching funds not needed for the two SRF programs and unused funds from the reconciliation of other grant programs into the State Reserve program for grants.

The State Reserve funds appropriated by the General Assembly are one source of funding for the Asset Inventory & Assessment (AIA) grants and the Merger / Regionalization Feasibility (MRF) grants. The State Reserve funds are available to assist utilities with less than 10,000 residential accounts in taking the first steps toward developing permanent infrastructure, organizational, and financial solutions to become viable.

Focus Area 1 Accomplishments

- **Awarded ~\$507.7 million in grants & loans for 175 projects**
- **Construction projects: ~\$497 million for 128 projects**
- **AIA grants: \$4.4 million for 31 projects**
- **MRF grants: \$500,000 for 10 projects**
- **First VUR grants awarded.**
- **\$210,000 in VUR emergency operating grants**
- **\$750,000 in VUR study grants**

Continued use of the affordability criteria allowed the Authority to stretch the state’s limited grant funds for construction by pairing grants with loans when financially feasible for a community. Grant funds are targeted to small communities with the highest water and sewer rates in the state, compared to other utilities.

Figures 2.1 and 2.2 (on the next page) show the number of applications for construction projects funded and the amount of funding awarded by program.

Green Projects. The CWSRF program includes provisions to fund green projects, requiring at least ten percent of the funds available from the capitalization grant to be used for this purpose, subject to receiving sufficient qualifying applications. Green projects address green infra-

Figure 2.1. Number of Wastewater and Drinking Water Construction Applications Funded — FY 2020-2021

(Total number of applications funded = 169; see Appendix C for details)

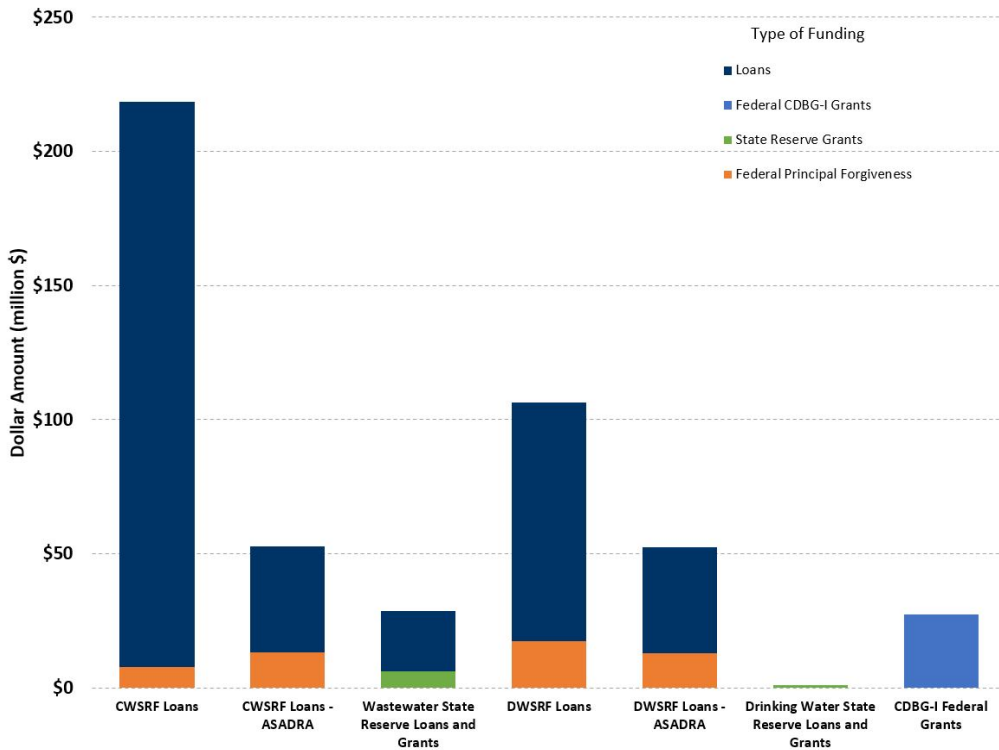
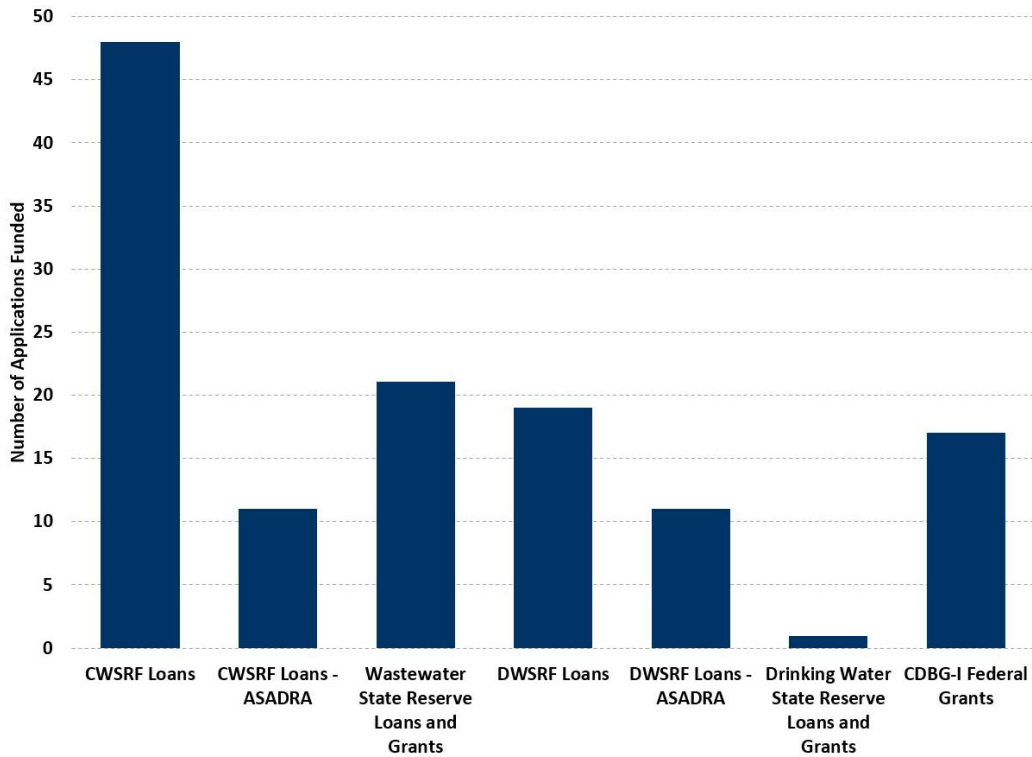


Figure 2.2. Amount of Funding Awarded for Wastewater and Drinking Water Construction Applications — FY 2020-2021

(Total amount funded = 507.7 million; see Appendix C for data)

structure such as certain stormwater best management practices, energy efficiency improvements, reuse, rainwater harvesting, and stream restoration. In FY 2020-2021, the Authority awarded funds for one green project totaling \$855,000. This project provided stormwater treatment.

Asset Inventory and Assessment Grants. Figure 2.3 demonstrates the continuing significant demand for the AIA grants. The requests for these grants indicate the real need for programs such as these to help foster the long-term viability of utilities. These grants are discussed in Section 1.3 of this report.

Merger / Regionalization Feasibility Grants. Ten complete, eligible applications for the MRF grants were received and funded by the Authority, totally \$500,000. These grants are discussed further in Section 1.3 of this report.

Viable Utility Reserve Grants. Fiscal Year 2020-2021 marked the first year that the Authority awarded VUR grants under the new VUP. These grants took on the form of two grants, emergency operating grants (EOG) and study grants (SG) (see Figure 2.4 on the next page). The study grants consisted of asset inventory and assessment grants, rate studies, merger reviews, and alternatives analysis. The following LGUs received three grants: Cliffside Sanitary District (sewer only): sewer asset assessment, alternatives analysis, and rate study; Town of Bethel (water and sewer): preliminary rates analysis and merger agreement review; and the Town of Kingstown (sewer only): sewer asset assessment and rate study) for a total of \$750,000. Work on these grants began in late FY 2020-2021.

The Authority awarded three emergency operating grants from the VUR for a total of \$210,000. These grants were

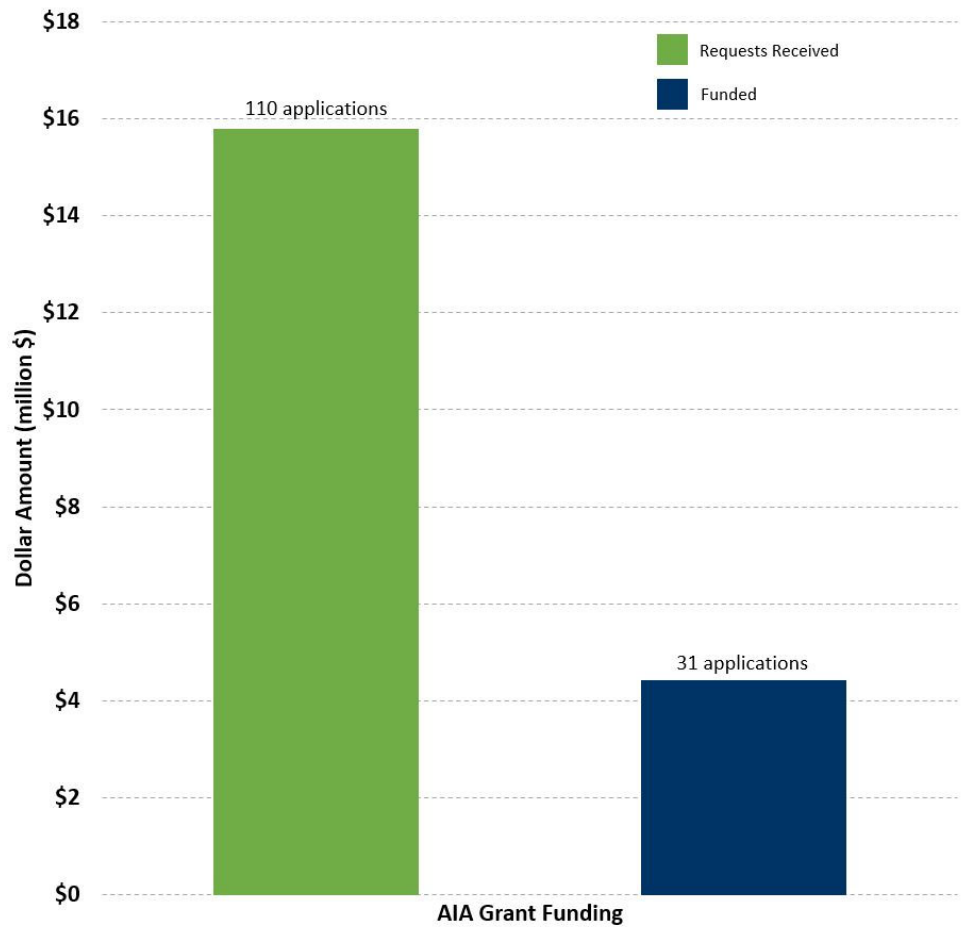


Figure 2.3. Number of AIA Grant Applications Received & Funded & Amount Requested & Funded — FY 2020-2021

(Number of complete, eligible applications received / funded = 110 / 31; amount requested / funded = \$15.8 million / \$4.4 million; see Appendix C

awarded to the LGC on behalf of the Towns of Eureka and Robersonville as well as the Cliffside Sanitary District.

Projects Funded by the State Water Infrastructure Authority 2014-2021. Since the Authority was formed in 2013 and began distributing funds in January 2014, it has awarded over \$2.6 billion in loans and grants. The map in Appendix D shows the location of the funded projects.

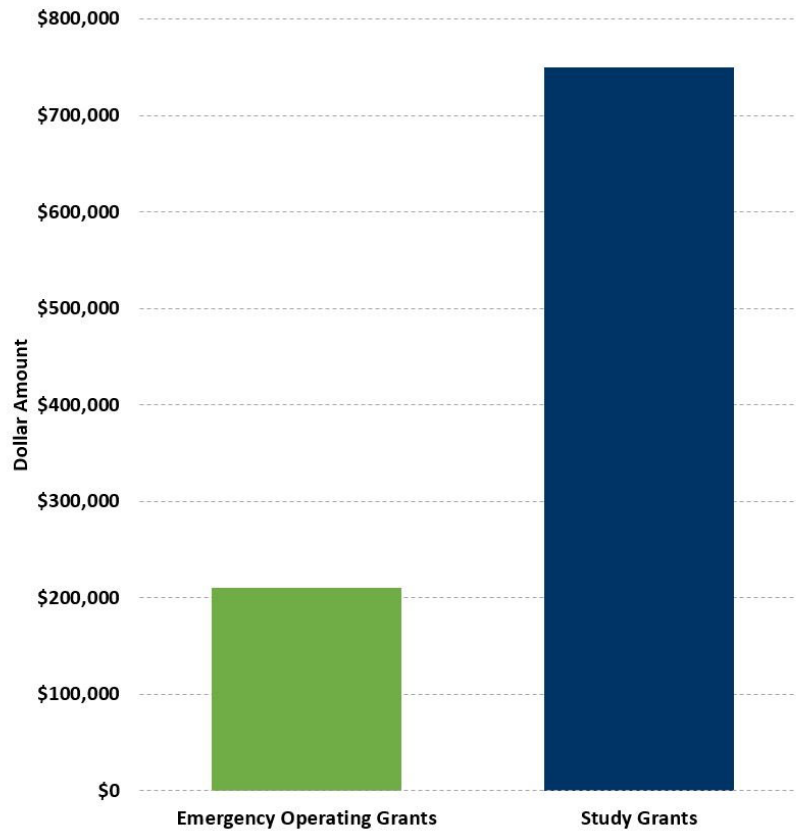


Figure 2.4. Amount of Funding Awarded for Viable Utility Reserve Emergency Operating Grants and Study Grants — FY 2020-2021

2.1.2 Focus Area 2 — Water Infrastructure Needs and Funding; Statewide Water & Wastewater Infrastructure Master Plan

“North Carolina’s Statewide Water and Wastewater Infrastructure Master Plan: The Road to Viability” (Master Plan) was completed in 2017 and addresses all of the Authority’s tasks in Focus Area 2.

- Define statewide water and wastewater infrastructure needs;
- Examine funding sources and their adequacy to meet the identified needs; and
- Assess the role of the State to develop and fund water infrastructure.

In FY 2020-2021, the Authority continued its implementation of the plan.

The Master Plan. The Master Plan is the state’s roadmap for viable water and wastewater utilities that safeguard public health, protect the environment, support vibrant

Focus Area 2 Accomplishments

- Began process of updating needs.
- Applied Master Plan best practices in the Viable Utility program.

communities, and encourage economic development. The Authority’s vision is that the state will best be able to meet its water infrastructure needs by ensuring individual utilities are, or are on a path to be, viable systems. The state’s role is to foster long-term viability through three integrated best practices:



Infrastructure Management – Proactive approaches to enable the right investments to be made in the right projects at the right time, including life-cycle costs and risk management.



Organizational Management – Governing boards understand the long-term nature of water / wastewater infrastructure and prioritize completion of the most critical projects.



Financial Management – Generate sufficient revenue to fund construction, maintenance, operations, and renewal / replacement without long-term reliance on grants.

Update of needs data. The Division contracted with the UNC Environmental Finance Center (UNC-EFC) to provide an update related to water and wastewater infrastructure funding needs. The data utilized for the Master Plan was collected in 2016. . In 2016, infrastructure needs were estimated to be between \$17 billion and \$26 billion over a period of 20 years. Currently, within the next five years, the needs will range from \$3.9 billion to \$6.3 billion for water infrastructure and \$5.6 billion to \$7.9 billion for wastewater infrastructure. Over a 20-year horizon, the overall water and wastewater needs are estimated to be \$30 billion to \$40 billion.

Master Plan best practice areas. As part of the VUP,

systems designated as distressed will have to participate in initial education in accordance with §159G-45(b)(2). These best practice areas have been utilized in the development of the VUP, including the education component, much of which is based on these best practice areas. More information related to the initial education component of the VUP is found in section 1.4.2.

The definition of utility viability contains elements of the Master Plan best practice areas.

A viable system is one that functions as a long-term, self-sufficient business enterprise, establishes organizational excellence, and provides appropriate levels of infrastructure maintenance, operation, and reinvestment that allow the utility to provide reliable water services now and in the future.

2.1.3 Focus Area 3 — Assess Emerging Practices in Utility Planning and Funding

The Authority continued its discussions of best and emerging practices in utility planning and funding and received presentations on key topics. The presentations provided insights into issues that utilities encounter.

The Authority made its sixth round of funding available for two grant programs that encourage proactive best management practices: The AIA grants and MRF grants. Both grants assist utilities in taking the first steps toward developing permanent solutions for viable infrastructure,

Focus Area 3 Accomplishments

- Continued to provide planning grants from the AIA and MRF programs.
- Began providing Emergency Operating Grants and study grants (AIA, rates, MRF) from the VUR.
- Heard presentations about best practices related to utility planning.

organizational, and financial management. Also, the Authority awarded the first VUR emergency operating grants and planning grants.

Asset Inventory and Assessment Grants. The AIA grants provide funds for a utility to inventory existing water and / or sewer system assets, document the condition of the inventoried infrastructure, determine asset criticality, define and prioritize critical projects, and other components of a comprehensive asset management program. The AIA grants can help a utility better explain and defend the need for infrastructure investment and associated rates to governing bodies, stakeholders, and customers.

Merger / Regionalization Feasibility Grants. The MRF grants are designed to help utilities evaluate alternatives for improved organizational, financial, and infrastructure management. Utilities can investigate the feasibility of voluntary merger / regionalization or other partnership options that may include interlocal agreements or public-private partnerships.

Viable Utility Reserve Emergency Operating Grants. The VUR-EOG grants are provided to LGUs that have operating deficits. Only LGUs under the financial control of the LGC may receive these grants. These grants may not exceed \$750,000 per year and may not be awarded for more than three consecutive fiscal years.

Viable Utility Reserve Study Grants. The VUR-SG grants are grants that enable LGUs designated as distressed to best prepare for capital projects. Any LGU designated as distressed must complete an asset assessment and rate study. Also, an LGU may complete a merger / regionalization feasibility study grant.

Best Practices in Utility Management. Due to the pandemic, many presentations previously planned were put on hold. However, the Authority had the opportunity to hear from industry experts on a number of relevant topics.

Isothermal Planning & Development Commission (IPDC) Executive Director Scott Dadson spoke on its role as a Council of Government (COG) for Cleveland,

McDowell, Polk, and Rutherford Counties. These counties contain 33 towns, of which 24 operate water and / or wastewater systems with a total of 66,800 customers. Manufacturing makes up almost half of the economic base. While opportunities for regionalization exist, many barriers such as lack of trust among community leaders and worries of loss of control may hinder these opportunities.



Cliffside Sanitary District was a subject discussed by Envirolink’s Executive Director, Mike Myers. Envirolink has been operating the Cliffside Sanitary District since the LGC assumed financial control in 2019. While designed to treat 7.7 million gallons per day, the wastewater treatment plant for the district is at 23,000 gallons per day, though peak flows of 1 MGD have been observed due to excessive inflow / infiltration. Many operational, maintenance, and safety issues exist within the system. With a small customer base, there is no ability to generate the revenue needed to pay for capital needs or to properly maintain the collection system. If the existing collection system and treatment plant are to remain in service, significant capital investment is needed.



ENVIROLINK

The NC Department of Environmental Quality’s (NCDEQ) Asheville Regional Office Division of Water Resources staff presented information related to the activities of the office, including water and wastewater issues in the region. This office covers the western part of the state. Topics included the Town of Lake Lure’s wastewater issues, including the old, leaking line beneath the lake and Chimney Rock’s connection with the Town. Additionally, staff discussed wastewater treatment plant issues for the Towns of Burnsville and Andrews.



Environmental Stewardship Initiative staff from NCDEQ’s Division of Environmental Assistance and Customer Service as well as the City of Gastonia presented on the Environmental Stewardship Initiative (ESI). The ESI program is an initiative that is a peer-to-peer promotion of environmental excellence. Started in 2002, it now has 94 members at 194 sites across the state at vari-



ous levels, from the lowest level of Partner to the highest level of Steward. Environmental Management Systems are an essential part of the ESI program. The City of Gastonia / Two Rivers Utilities provided information related to their experience with the ESI program, which covers all aspects of their business activities.

2.1.4 Focus Area 4 — Process Framework for Viable Utilities

The Authority’s primary focus during Fiscal Year 2020-2021 was to develop and begin implementation of the VUP in support of the legislation, which was signed into law by Governor Cooper on July 1, 2020 (S.L. 2020-79). Implementation occurred in two main phases: development of distressed criteria and VUP requirements. This entailed developing the initial education program and priority rating system for study grants. Continuing education planning is underway, as well as concepts for supporting LGUs with developing their short-term action plans. These efforts will continue along with support for creating long-term action plans and long-term financial plans.

Distressed Criteria. In conjunction with the LGC, the Authority approved four distressed identification criteria that are listed as follows:

1. An LGU whose fiscal affairs are under the control of the LGC pursuant to its authority granted by G.S. 159-181; or
2. An LGU that has not submitted its annual audits for the last two fiscal years to the LGC as required by G.S. 159-34; or
3. An LGU with a total assessment criteria score that equals or exceeds 9 for LGUs providing both drinking water and wastewater services or equals or exceeds 8 for LGUs providing only one service, either drinking water or wastewater; or

Focus Area 4 Accomplishments

- **Developed distressed criteria to designate LGUs as distressed.**
- **Developed draft initial education scope and method of delivery.**
- **Developed and approved priority rating system for Category 1 LGUs and developed draft priority rating system for Category 2 LGUs.**
- **Began developing other aspects of VU program.**

4. An LGU for which other information is available to or known by the Authority or LGC that reflects and is consistent with, but does not expressly appear in, the Assessment Criteria to account for situations in which the Assessment Criteria score does not wholly or accurately reflect a system’s level of risk due to the limitations of available data.

The Assessment Criteria, which are utilized in Identification Criteria #3, is composed of benchmarks required by statute as well as other infrastructure / organizational and

financial parameters. Criteria required by Statute, Infrastructure / Organizational Criteria, and Financial Criteria. G.S. 159G-45(a) requires that service population, transfers in / out, and debt service coverage ratio (DSCR) be considered as part of the Assessment Criteria. Additionally, the Authority and LGC developed other parameters based on the best practice areas of the Master Plan, including compliance, revenue outlook, flow moratorium, affordability, rates, population per mile of water / sewer line, internal control issues based on the Unit Assistance List (UAL) kept by the LGC, missing audits, surplus (deficit) with debt, percent depreciation, operating margin, quick ratio, and receivables ratio.

Initial Education Program. The initial education program is required by G.S. 159G-45(b) and is divided into four modules and provides “first steps” that systems designated as distressed can take within a few weeks of finishing the training. The first module concerns the definition of viability. The remaining modules are divided into the Master Plan’s three best practice areas. Each module will contain opportunities for discussion and / or case studies. A modified version of this education will be offered through the NC League of Municipalities (NCLM) Advanced Municipal Leaders (AML) course. The AML program is an online, on-demand set of courses that elected officials can complete as self-study. The VUP initial education portion will contain these four modules and may include a required seminar session for elected officials to attend.

Prioritization Criteria for Study Grants. The Authority reviewed prioritization criteria for study grants to go to public review. These prioritization criteria fall into two categories.

In Category 1, any LGU designated as distressed for which the LGC has assumed fiscal control is eligible for study grant funding. Additionally, any LGU willing to consider regionalization with these LGUs is also eligible. The Authority reviewed and approved the Category 1 study grant criteria during FY 2020-2021. Division staff are working with eligible LGUs on their grant applications,

with VUR-SG to be awarded at the beginning of FY 2021-2022.

Category 2 consists of all other LGUs designated as distressed. The prioritization criteria contain “groups” according to Assessment Criteria score. Where LGUs are in the same bin with the same Assessment Criteria score, the parameters of Revenue Outlook, Moratorium, and Service Population may be considered. The Authority approved the draft Category 2 prioritization criteria to go out to public comment, and comments have been received. Consideration for approving the VUR-SG criteria is expected early in FY 2021-2022.

Other VUP Efforts Underway. Other efforts related to the VU program are currently underway by the Authority.

Working in conjunction with Division staff, the Authority is in the process of developing a short-term action plan (STAP). The STAP would have a horizon between two and five years and would most likely consist of determining what work a distressed LGU may have completed, what studies using VUR-SG funds need to be completed, and what other steps the LGU may take to begin taking steps toward viability.

Guidance for the Long-Term Action Plan (LTAP) may be developed and would have a planning horizon from five years to beyond. This plan would help ensure that a system would have in place the ability for capital replacement, rehabilitation, and reinvestment as needed to maintain its water and / or wastewater system.

The Authority began working with the LGC to develop continuing education requirements related to the VUP. The continuing education portion will follow the Master Plan best practice areas and will provide opportunities for elected officials and utility staff of LGUs designated as distressed to continue to gain knowledge related to utility management. This portion of the VUP program will be developed and implemented during FY 2021-2022.

Last, the Authority and LGC may develop the framework

for a long-term financial plan. This financial plan will help LGUs designated as distressed develop a mechanism for financial viability of its water and / or wastewater utilities for the long term by ensuring that enough revenue is gen-

erated to cover operating expenses, capital replacement, and depreciation.

2.2 Issues Identified by the Authority

In FY 2020-2021, the Authority focused on issues described below and relate to the Viable Utility program.

Issues Identified by the Authority

- **Communication related to distressed designations of LGUs**
- **Potential communication gaps**
- **Proposed solutions**
 - ◇ **Notification of pending designation followed by designation, if needed, a year later**
 - ◇ **Viable utility program orientation sessions**

2.2.1 Communication Related to the Distressed Designations of Local Government Systems in the Viable Utility Program

In conjunction with Division staff, the Authority developed Identification Criteria and Assessment Criteria that were used to fulfill the requirements of G.S. 159g-45(a), which required the Authority and LGC to develop criteria to determine how LGUs should be assessed and reviewed and given the designation of distressed. In November 2020, both the LGC and Authority approved the Identification Criteria and Assessment Criteria and designated LGUs that were under the LGC's fiscal control.

In December 2020, the LGC and Authority were presented a draft list of distressed systems. On February 2, 2021, LGC staff presented a list of distressed LGUs for final designation by the LGC. The LGC approved the designations, and Division staff presented the list to the Authority at its February 10, 2021 meeting. In the interim days between February 2 and February 10, several LGUs objected to the designation based upon the rationale that they had

received no prior notification of potential designation.

The Authority designated those LGUs that fell under Identification Criteria #1 and #2 as distressed and recommended that the Division contact those potentially designation under Criterion #3 to provide them with the opportunity to respond with additional information. On February 23, 2021, Division staff sent letters to these LGUs and asked for responses by March 26, 2021. Eighteen LGUs responded with additional information. Division staff presented this information at the Authority's April 14, 2021 meeting.

Upon receiving this information, the Authority agreed to designate as distressed those LGUs that did not respond to the letters. The remaining 18 were put on hold and will most likely be reviewed for designation in early 2022.

2.2.2 Potential Communication Gaps Related to the Viable Utility Program

Division staff and the Authority also identified a communication gap related to those LGUs who received the designation of distressed. The designation occurred during the first portion of 2021; however,

initial education would not begin until later in the summer following required approval of the education components by the LGC and Authority, which will occur in July 2021.

2.2.3 Proposed Plan for Communication with Local Government Units Regarding Distressed Designation and the Viable Utilities Program

Division staff and the Viable Utility Committee worked on a plan (approved at the Authority's July 2021 meeting) for regularly reevaluating the LGUs based on the Identification Criteria. Under the proposed plan, LGUs who are either missing their annual audit for one year, or meet the Assessment Criteria score to be designated would have one year to take actions they deem as appropriate and would be re-assessed the following year. Local government units exceeding the criteria threshold for a second year in a row would then be proposed to the LGC and Authority for designation as distressed. However, any LGU that has been notified of pending designation would be able to contact the Division in writing to request designation to improve their prioritization for funding without waiting until the next assessment.

To address the communication gap between notification to distressed LGUs and the initial education, Division staff developed a VU orientation session. Staff offered this session three times over a period of two weeks and made it available to any LGU designated as distressed and any resource agency, including Department of Treasury staff. E-mails were sent by Division staff to each LGU designated under Identification Criteria #2 or #3. For those LGUs designated as distressed under Identification Criterion #1, LGC staff attended training. Upon comple-

The 18 LGUs put "on-hold" but not designated due to questions related to their Assessment Criteria scores will be provided notification of their pending designation and that their assessments scores will be calculated again in April 2022. If their scores exceed the Assessment Criteria thresholds for a second year, then those LGUs will be recommended for designation as distressed at that time.

Approximately 150 people from 56 LGUs attended the VU Orientation Sessions over a two-week period.

tion of this orientation training, a recording of one of the orientation sessions was made available for viewing. It is anticipated that these orientation sessions will occur after each designation cycle by the LGC and Authority.

2.2.4 American Rescue Plan Act

The American Rescue Plan Act (ARPA), signed into law by President Biden, provides funding for recovery from the Coronavirus Pandemic. Funding levels for water and wastewater infrastructure will be determined in pending state budgets. The Division will keep the Authority apprised of funding made available to sup-

port water utility infrastructure and support ARPA actions needed to ensure federal and state requirements are met. This includes the required deadlines of December 31, 2024 for obligation and December 31, 2026 for expenditures.

2.3 Next Steps

The Authority will be focused on the areas discussed below in the coming year. Recommendations developed by the Authority will be provided to the General Assembly to help improve the state’s decision-making processes for funding infrastructure and fostering organizational and financial management. The Authority will continue to work with the Division in the following three areas:

- Fostering close working relationships with resource agencies;
- Implementing the VUP; and
- Funding Study Grants and Construction Projects

The following sections briefly discuss each effort.

2.3.1 Continue Fostering Close Working Relationships with Resource Agencies

The Division continued its efforts to work closely with resource agency partners across the state through the Resource Agency Partnership for Water Utilities (RAPWU). These agencies provide technical assistance to LGUs across all best practice areas. In FY 2020-2021, the Division began seeking input from the RAPWU on a variety of topics, including the education component of the VUP. Staff from these agencies are working together on the continuing education portion of this program. Section 3.2 contains a more detailed discussion related to this topic

Summary of Next Steps

- Continue fostering close working relationships with resource agencies.
- Implement the Viable Utility Program.
- Fund study grants from the VUR.



2.3.2 Implementing the Viable Utility Program

Division staff will continue to work in conjunction with the Authority as it begins to implement the VUP in FY 2021-2022. Several steps must occur and are discussed below related to this program, including

- Initial education
- Action plans

Initial Education. The initial education component is required by G.S. 159g-45(b) and must be approved by the LGC and Authority. In April 2021, staff presented the draft plan related to the initial education component (approved by the LGC and Authority at their July 2021 meetings). Division staff will be requesting final approval from the LGC and Authority at their July 2021 meetings.

The draft education plan breaks the education into four modules: general concepts related to utility management, including the definition of a viable utility; and three individual modules related to the best practices found in the Master Plan (infrastructure, organizational, and financial).

Two options will be offered for training to better meet the needs of the distressed units and to better utilize resource agency resources. First, the Division will offer training to distressed LGUs in-person. The training will be free, and it will follow the four-module setup as described above. Sessions will be held all-day (six hours of training with lunch / breaks built in) and will consist of discussions, interaction among attendees, and case studies. Education effectiveness will be ascertained by pre- and post-class quizzes. Training locations will be across the state and will be aimed at minimizing travel time for attendees.

The second option offered will be through the NC League of Municipalities (NCLM's) Advanced Municipal Leaders (AML) online, on-demand training program. This program is primarily aimed at elected officials of municipalities. The same material will be covered; however, the effectiveness will be assessed in a different manner. Attendees will be required to take a quiz at the end of each module and

must attend a discussion webinar. Details related to the NCLM's AML training are still being developed, including if a cost is associated with it. Launch date is estimated to be in the early fall of 2021 and will depend on the NCLM's schedule.

Action Plans. Action plans as required by G.S. 159g-45 (b)(3) consist of the following: a short-term action plan (STAP), long-term action plan (LTAP), long-term financial plan (LTFP), and continuing education.

Division staff worked with the VU Committee of the Authority to develop a STAP template that distressed LGUs can complete to fulfill this requirement. The template would enable LGUs to determine what work, including water and wastewater construction, has been completed, what types of studies they need (e.g., AIA, rate studies, MRF), and what actions will be taken based upon the results of these studies. The planning horizon for the STAP ranges between two and five years. During FY 2021-2022, Division staff will provide a template for LGUs to use and will continue to develop the STAP based upon feedback from the VU committee and LGUs applying to the VUR.

The LTAP and LTFP portions of the program will be developed during FY 2021-2022. During the development stages of these portions, Division staff will consult with the VU Committee and full Authority on a regular basis.

The continuing education portion of the VUP is also under development. During FY 2020-2021, staff worked with members of the RAPWU to form a focus group in charge of determining the availability of education resources for elected officials and utility staff related to utility management. Staff on the RAPWU have begun developing a "course catalog" of these courses that will enable the Division and RAPWU members to determine training gaps. This continuing education program will be developed and finalized during FY 2021-2022.

2.3.3 Funding of Study Grants from the Viable Utility Reserve

During FY 2020-2021, the Authority made its first awards of study grants from the VUR as discussed in Section 1.1. In FY 2021-2022, the Division anticipates bringing applications related first to those LGUs designated as distressed under Identification Criteria #1, as well as potential regionalization partners, to the Authority for approval early in the fiscal year.

Early in FY 2021-2022, Division staff will bring the Priority Rating System for Category 2 VUR Study Grants to the Authority for final approval. Once this approval is received, Division staff will train potential applicants in applying for VUR study grants and will accept its first round of applications in the fall. The Division anticipates making awards for these study grants in early 2022.

2.3.4 Preparing for Administration of Funds from the American Rescue Plan Act

Due to the potential for ARPA funds to flow through the VUR and the Wastewater and Drinking Water State Reserves, which are under the purview of the Authority, the Authority will need to consider various factors in awarding grants to LGUs through those funding programs. Some of the considerations include:

- All funds originating from the American Rescue Plan Act must be spent by December 31, 2026;
- All construction projects funded by those grants must be for infrastructure projects eligible for State Revolving Funds and must meet additional statutory require-

ments that apply to the specific Reserves utilized;

- How best to balance funding timeframes with programmatic goals to ensure projects move distressed LGUs to long-term viability; and
- Prioritization of applications for funds if the needs exceed available funds (if applicable).

Administration of grant funding to LGUs for water, wastewater, and stormwater projects originating from the ARPA is subject to the pending the General Assembly allocation to the Division of a portion of the State Fiscal Recovery Fund for infrastructure funding.

2.4. Recommendations

CGS 159G-72 provides that the Authority's annual report is to include recommendations or legislative proposal. The Authority presents three recommendations as stated below.

Summary of Recommendations from the Authority

- Provide a secure source of adequate funding for the VUR.
- Limit or eliminate the pre-allocation of project funding.
- Provide additional flexibility in establishing grant conditions.

2.4.1 Recommendation 1 — Provide Secure Source of Adequate Funding for the Viable Utility Reserve

SL 2020-79 provided \$9M non-recurring funding for the VUR. This funding is not enough to fully fund all needed study grants as well as construction grants to better ensure long term viability of the distress units. The Authority recommends that the General Assembly provide a higher amount of funding to the VUR

on a recurring basis. As of the writing of this report, no final budget had been passed by the NC General Assembly.

2.4.2 Recommendation 2 — Limit or Eliminate the Pre-Allocation of Project Funding

The Authority notes that this recommendation was included in its FY 2019-2020 Annual Report, and the issue continues to be of concern.

The Authority recommends that the General Assembly limit or eliminate the pre-allocation of project funding, and by doing so, enhance transparency in the state's water infrastructure funding, maximize the use of limited state funding resources, and further the goal of increasing utility viability.

The Authority is tasked with developing guidelines and establishing priorities for making loans and grants, and then applying the priorities to rank and select projects eligible for funding from the Water Infrastructure Fund. Since its inception in 2013, the Authority has continually worked to:

- Develop and refine the project prioritization and award process;
- Maximize the use of funding resources and ensure that funds are used in a coordinated manner; and
- Prioritize projects that increase the viability of recipient water and wastewater systems.

In past fiscal years, the General Assembly has pre-allocated a significant amount of state funds to specific projects that are not subject to the Authority's prioritization and award process. This practice raises several con-

cerns for the Authority:

- The Authority uses a documented process based on prioritization criteria to build public trust and confidence in its funding decisions.
- Transparent decision-making is of high priority to the Authority, but the pre-allocation of funds by the General Assembly greatly weakens its efforts to keep the funding process equitable.
- It is uncertain if projects receiving pre-allocated funds represent best practices to meet the goal of achieving utility viability because they are not evaluated using the established process.
- The Authority uses affordability to maximize the use of scarce grant funds. Since the affordability criteria are not applied to LGUs receiving pre-allocated funds, it is possible that the recipients could afford some amount of debt or to obligate some funds and need less grant funds. This would increase the number of projects that could be funded through the state's grant process.
- Pre-allocated grant funds significantly reduce the fund available to the Authority to award through its competitive, transparent application and review process. These state funds are the only source of funding for the AIA and MRF grants.

2.4.3 Recommendation 3 — Provide the Authority Flexibility in Establishing Grant Conditions

SL 2020-79 authorizes the Authority and the LGC to include performance measures and requirements for VUR grant recipients. As discussed in the Annual Report for FY 2020-2021, the ability to add conditions to any grant made by the Authority will better

ensure that LGUs utilized grant funds to ensure long-term viability for the utility. The Authority again recommends flexibility in establishing grant conditions for any grant made by the Authority.

3.0 Clean Water State Revolving Fund

The Clean Water State Revolving Fund (or CWSRF) represents a long-term investment in wastewater infrastructure by state and federal governments. Since its funds are revolving and not subject to budgetary pressures, it provides some of the most reliable funding for recipients to use for wastewater infrastructure improvements.

This chapter details the annual activities of the CWSRF program. The CWSRF offers loans to recipients at interest rates lower than market rates for clean water infrastructure such as collection systems, wastewater reclamation facilities, and green infrastructure such as stormwater best management practices and stream restoration. Because of the revolving nature of the program, as a recipient repays the loan, all loan repayments go back into the CWSRF and are again loaned out. Highlights of the CWSRF program this past year include the following:

- The Authority awarded approximately \$173 million of CWSRF funds.
- Approximately \$53 million of the CWSRF funds were from the “Additional Supplemental Appropriations for Disaster Relief Act, 2019” (ASADRA).
- Approximately \$5.7 million of the \$173 million of CWSRF funds were principal forgiveness funds targeted at smaller, economically distressed local government units (LGUs). Approximately \$14.5 million of the \$53 million of ASADRA funds were principal forgiveness.
- The Division has exceeded a cumulative total of \$2.42 billion in binding commitments since the inception of

the program.

- Division staff continued outreach efforts by offering application training for those interested in the program and orientation visits to loan recipients new to the program and / or with complex projects.
- Division staff implemented a specific Priority Rating System, intended use plan (IUP), and accepted applications in FY 2020-2021 related to the “Additional Supplemental Appropriations for Disaster Relief Act, 2019” (ASADRA).

Division staff accepted applications for the ASADRA program as part of the April 2020 and September 2020 funding rounds. In July 2020 and February 2021, the State Water Infrastructure Authority (Authority) made awards from this funding program and awarded all of the ASADRA funding.

As part of its operating agreement with the United States Environmental Protection Agency (USEPA) and in accordance with the Clean Water Act (CWA), the Division must submit an annual report to the USEPA that details the activities for the state fiscal year. The most recently completed state fiscal year is FY 2020-2021.

This chapter contains the following sections: (1) Overview of Program History, (2) Financial Information, (3) Clean Water State Revolving Fund Project Funding, (4) Environmental Benefits of CWSRF Funding, (5) Distribution of Funded Projects, and (6) Clean Water State Revolving Fund Programmatic Goals.

3.1 Overview of Program History

The CWSRF program replaced the Construction Grants Program in the late 1980s. The purpose of the grants program, established during the 1970s, was to provide funding for LGUs to improve their wastewater infrastructure to meet what at the time were new federal mandates, including minimum treatment re-

quirements associated with changes in the Clean Water Act (or CWA) in 1972. In 1987, Title VI of the CWA created the CWSRF program to replace the grants program as a way to establish a sustainable financial program consisting of low-interest loans to recipients for the same purpose of improving water quality and the environment.

3.2 Financial Information

3.2.1 Financial History

Congress appropriates an overall CWSRF funding level that is allocated to states based on percentages in the CWA. This allocation has not been updated since the 1987 amendments. The North Carolina allocation is approximately 1.8 percent of the national appropriation. Capitalization grants, including the required state match, have provided \$1,091,018,753 (including the American Reinvestment and Recovery Act grant and the ASADRA grant) for CWA projects since the inception of the program in 1987. However, since the CWSRF is a revolving program, these government funds have enabled

\$2,347,880,214 in loan commitments over this same time period. This is due to loan repayments being loaned again, thereby providing public benefits repeatedly over time through the revolving nature of the program. If capitalization grants are increased, the program will better be able to meet infrastructure financing needs for recipients. The section on the long-term financial health of the program contains more information about the financial aspects of the program. Appendix E contains the disbursements and remaining disbursements associated with active CWSRF projects.

3.2.2 Long-Term Financial Health of Program

The CWSRF program began with the capitalization grants. Figure 3.1 shows the grants received since the inception of the program and the required 20 percent state match.

Capitalization grants, plus state match, minus the four percent administrative allowance, has amounted to \$1,001,921,517 since the inception of the program. Figure 3.1 also indicates the effect of inflation. While capitalization grants have increased over 2009 levels, the effectiveness of those dollars is about half that of the first capitalization grants in the late 1980s. Combined with the increased awareness of clean water infrastructure needs, including aging infrastructure, the CWSRF can only meet a small percentage of infrastructure funding needs of the LGUs. (see Section 2.1.2 of this report).

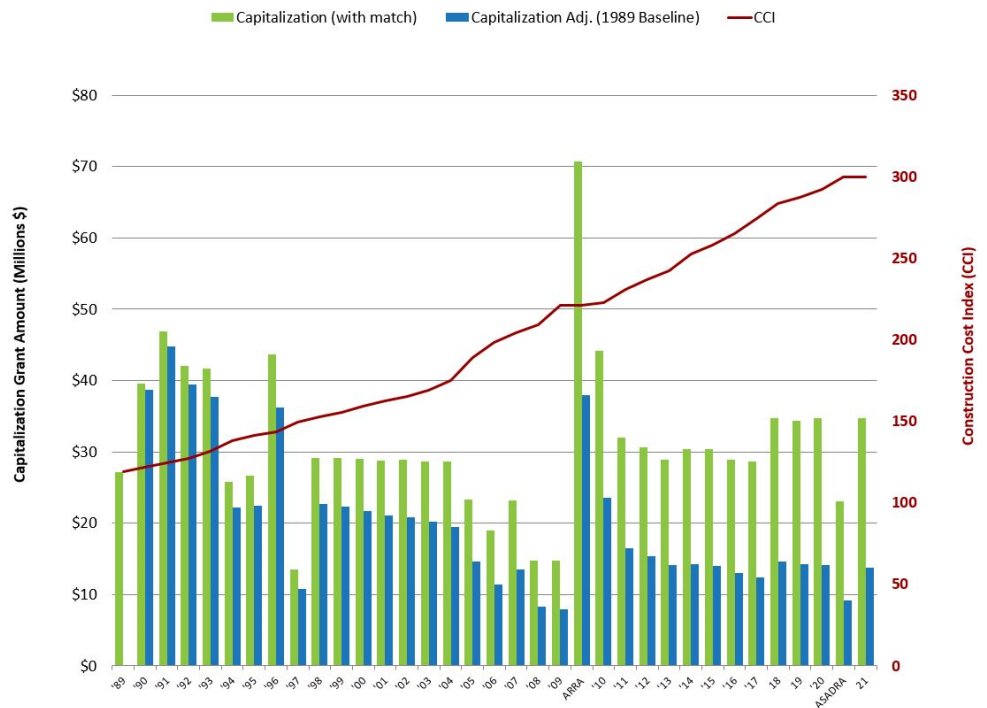


Figure 3.1. CWSRF Capitalization Grants (with Match) Including ARRA

In addition to the four percent administrative allowance, the CWSRF charges a two percent fee on all loans for program administration. This fee is not financed as part of a loan and is considered program income if the loan originates from a capitalization grant. Program income is limited to use within the CWSRF by the USEPA. Fees not considered program income (i.e., from loans originating from repayment funds) may be used for other water quality purposes in accordance with USEPA requirements. Currently, a portion of these funds are used to support water quality positions within the Division of Water Resources (or DWR) that support the CWSRF program.

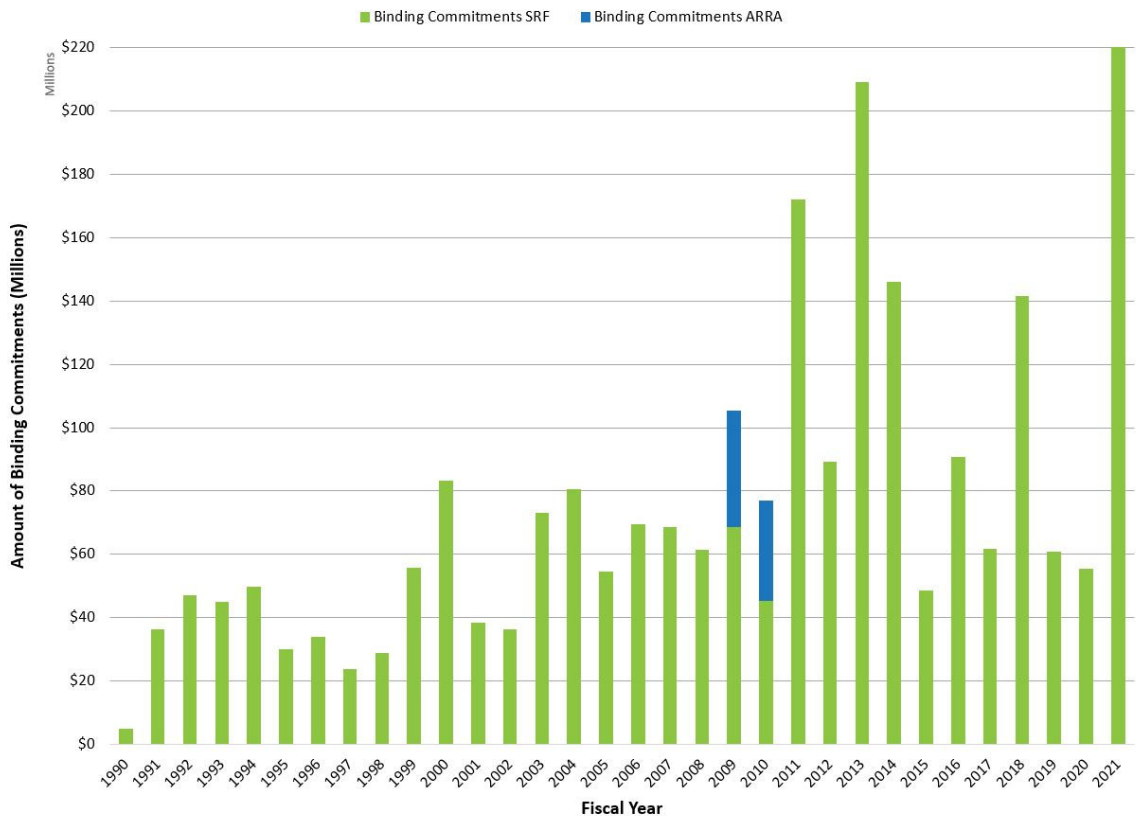
Monies being repaid into the fund from completed projects, coupled with continued capitalization of the program and cash flow modeling, have resulted in an increase of funds available for new projects. In addition, CWSRF has utilized the cash flow model to help target a portion of cash reserves (i.e., funds obligated for projects but expenses not yet incurred) for higher-bearing investment (i.e., the Long-Term Investment Fund or LTIF), compared to the standard cash account. This investment has helped offset the low interest earned on loans and in the standard cash account to maintain the value of the fund. The LTIF is maintained and managed by the State Treasurer’s Office for many funds and investments across state government. On June 30, 2021, the value of the fund for the CWSRF was \$181,151,240.

Figure 3.2 shows a recent fluctuation in binding commitments due to projects moving at a different pace than anticipated. This past

year, the number of projects committed doubled from last year, and seven projects above \$10 million were committed with the highest being a commitment of approximately \$83 million. Funding levels have not changed, but the timing associated with binding commitments may have impacted this increase. Also, in accordance with §603(b)(2), North Carolina continues to meet its binding commitment rate. See Appendix F for an itemized list of binding commitments for FY 2020-2021.

Figure 3.3 on the next page shows the cumulative value of loans, which has risen in the past ten years along with a nearly parallel rise in the actual disbursements. As monies are disbursed, the amount due back into the program (accounts receivable) also increases. As such, even though the fund has been capitalized with approximately \$1.05 billion as noted above, the revolving nature of the program has allowed the program to enter into \$2,415,780,150 in binding commitments at the same time.

Figure 3.2. CWSRF Binding Commitments per Year



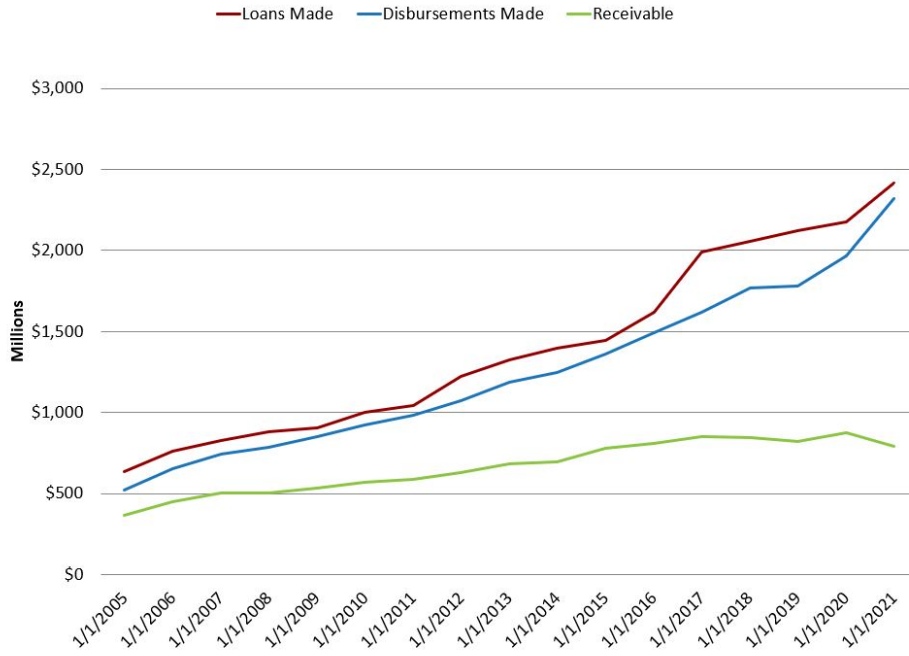
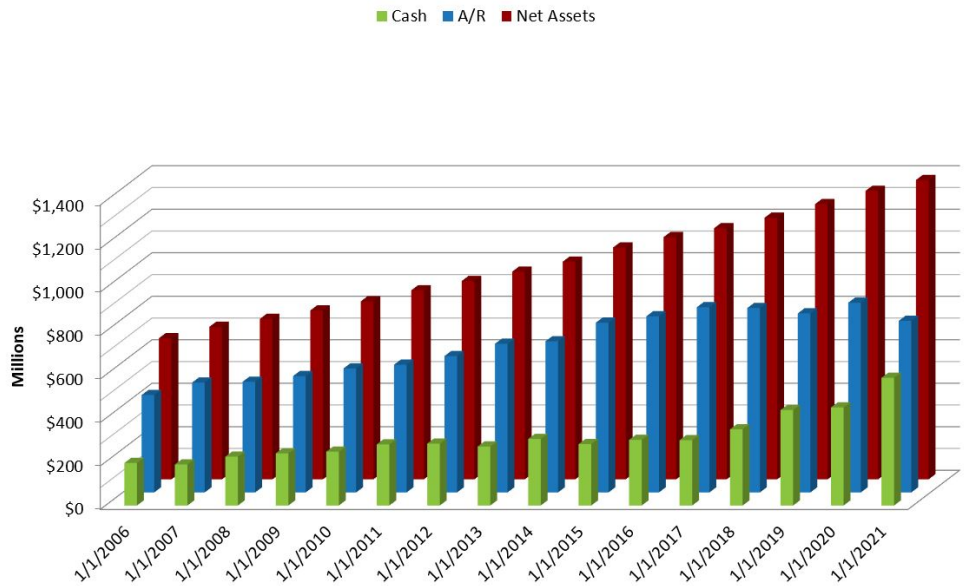


Figure 3.3. CWSRF Increase in Loans

The American Recovery and Reinvestment Act of 2009 (ARRA) funds were provided at 50 percent principal forgiveness. Principal forgiveness does not revolve back into the funding program. Therefore, the accounts receivable line has decreased slightly.

Figure 3.4 demonstrates how the capitalization and repayments on hand (cash), and accounts receivable, have increased the value of the program (net assets) in North Carolina to approximately \$1.4 billion (See Appendix G).

Figure 3.4. CWSRF Increase in Net Assets



3.2.3 Binding Commitment Requirement

In accordance with 40 CFR 35.3135(c)(3), the cumulative binding commitments (\$2,415,780,150) relative to capitalization grant payments received equals 2.62 times the total amount of federal capitalization grant payments received from the USEPA (\$920,970,383). For FY 2020-2021, the Division had 24 binding commitments, for a total of \$240,095,889 (see Appendix F).

The NC CWSRF continues to greatly exceed the requirements of §602(b)(3) of the Clean Water Act to make binding commitments of 120 percent of each grant payment. The most recent applicable capitalization grant payment

has already exceeded the required binding commitments, with a committed amount equal to and greater than the 120 percent required.

North Carolina continues to prioritize capitalization grant funds first toward compliance, in accordance with §602(b)(5) and has matching funds available in accordance with §602(b)(2). The 24-month process is intended to meet the intent of §602(b)(4) and ensure that all CWSRF funds are expended in a timely manner. The projects found in Appendix H represent Federal Fiscal Year 2021 FFATA compliance.

3.3 Clean Water State Revolving Fund Project Funding

There are two funding rounds each year with application deadlines, typically April 30 and September 30. Applications are reviewed and prioritized by Division staff who make funding recommendations to the Authority.

Successful projects may be funded under the base CWSRF loan program or under one of the targeted-rate programs. Principal forgiveness is allowed as provided by §603(i) of the Clean Water Act. There are two targeted interest rate programs: affordability funds and a green project reserve (or GPR), both of which receive interest rate reductions. Figure 3.5 shows the percentage breakdown across the different rate programs, including breakdowns via the ASADRA program (see Section 3.3.7 of this chapter), and targeted rate programs for

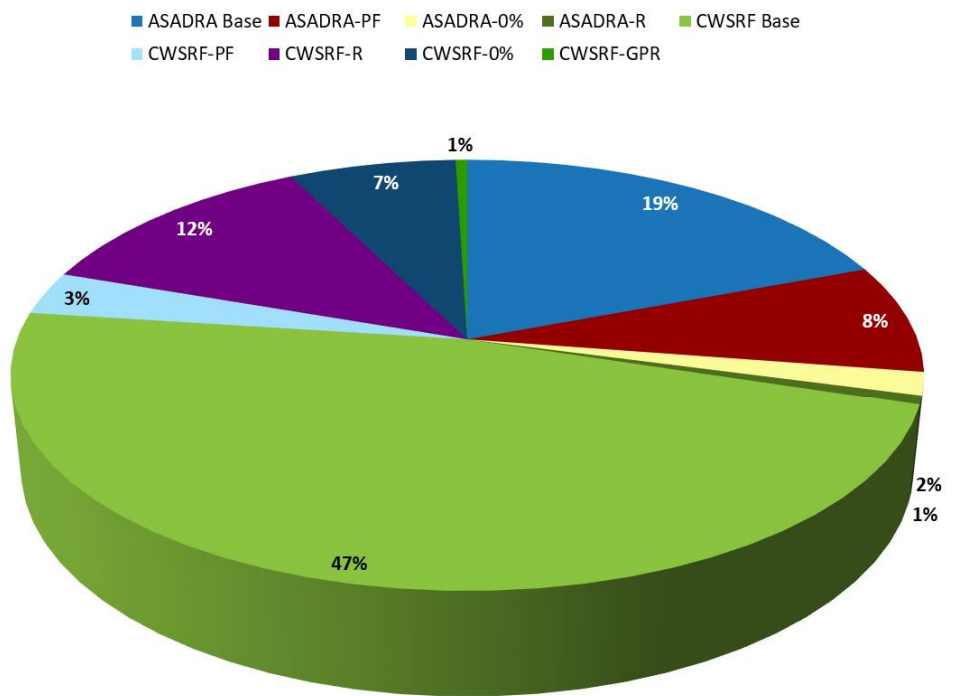


Figure 3.5. CWSRF Funding by Program for FY 2020-2021

the regular SRF. The following sections discuss the overall schedule and each of the four funding rate programs (base rate, principal forgiveness, affordability funding, and the GPR). Two funding cycles for FY 2020-2021 are examined

in this report: awards made by the Authority in July 2020 (September 2020 application round), (April 2020 application round) and February 2021

3.3.1 Prioritization

The Priority Rating System considers four elements of a project: (1) project purpose, (2) project benefits, (3) system management, and (4) affordability. Line items within each element have been updated to better align the scoring systems for all of the Division’s construction funding programs so that a single application is now used for the CWSRF, DWSRF, State Reserve, and CDBG-I funding programs.

The Authority places higher priority on projects that consolidate, repair, rehabilitate, or replace infrastructure that has already been installed for either wastewater treatment plants or collection systems, rather than on projects that are new or expansions. Projects that reduce nonpoint source pollution (e.g., stormwater best management practices) or that restore streams, wetlands, or buffers are also more highly prioritized. Modifications to the Priority Rating System echoed the Priority Rating System utilized in ASADRA (see Section 3.3.7) and added more items related to resiliency, including moving infrastructure from the floodplain or fortifying infrastructure.

Figure 3.6 shows the breakdown of funded projects during FY 2020-2021 by project purpose.

The project benefits section prioritizes projects that seek

to either proactively benefit the environment or correct water quality issues. For example, the Authority more highly prioritizes projects directly benefitting impaired waters or replacing failing septic tanks. Some points are also available for projects that address enforcement documents as well as resiliency issues.

The Authority also supports those applicants seeking to be proactive in their system management, including prioritization points for capital improvement or asset management plans and appropriate operating ratios.

The Authority has taken into account the financial situation of applicants through affordability criteria, which

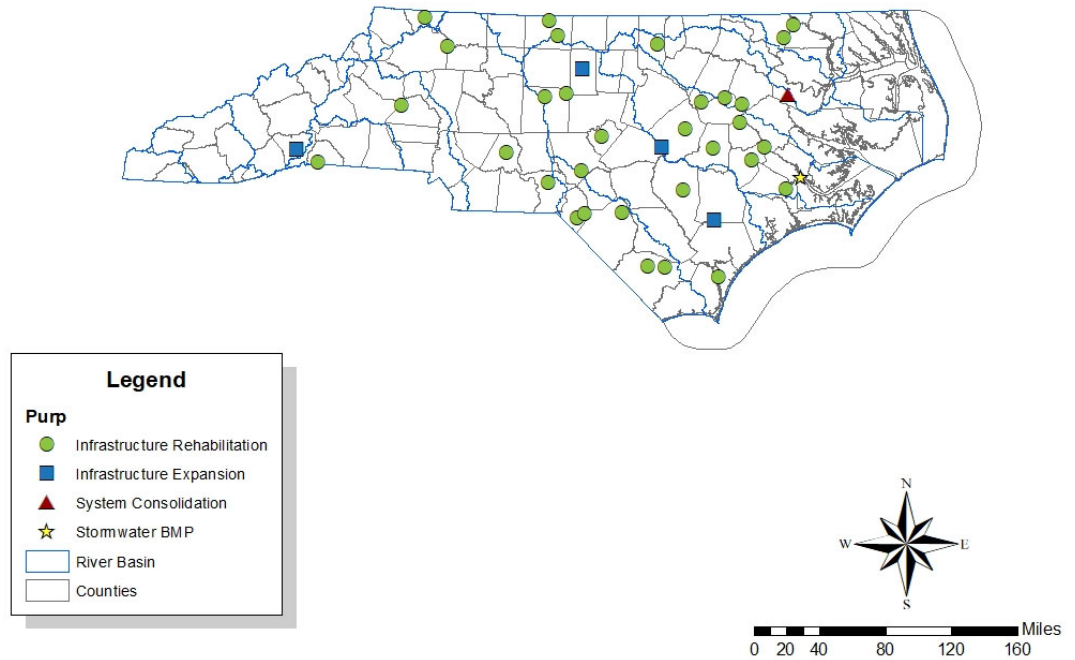


Figure 3.6. Distribution of CWSRF Projects by Project Purpose for FY 2020-2021

consider utility rates, population changes, poverty rate, median household income, unemployment, and property valuation per capita. These parameters are compared to state

benchmarks, and those applicants with criteria worse than state benchmarks receive higher priority than other applicants.

3.3.2 Funding Schedule

The schedule that all recipients must follow if they choose to accept CWSRF funding includes the following milestones: (1) engineering report / environmental information document approved, (2) plans and bid documentation approved, (3) Authority to Award issued, and (4) contracts executed. Milestone deadlines are measured from the date on the Letter of Intent to Fund. This system requires that both the Division and recipient meet these deadlines as well as additional interim deadlines.

Each review cycle is at a different phase in the process. For example, projects in the September 2020 application cycle will receive engineering report approval by January 2022 with plans and bid documentation receiving approval by November 2021. These projects should begin construction by May 2023. A map of these projects discussed in this

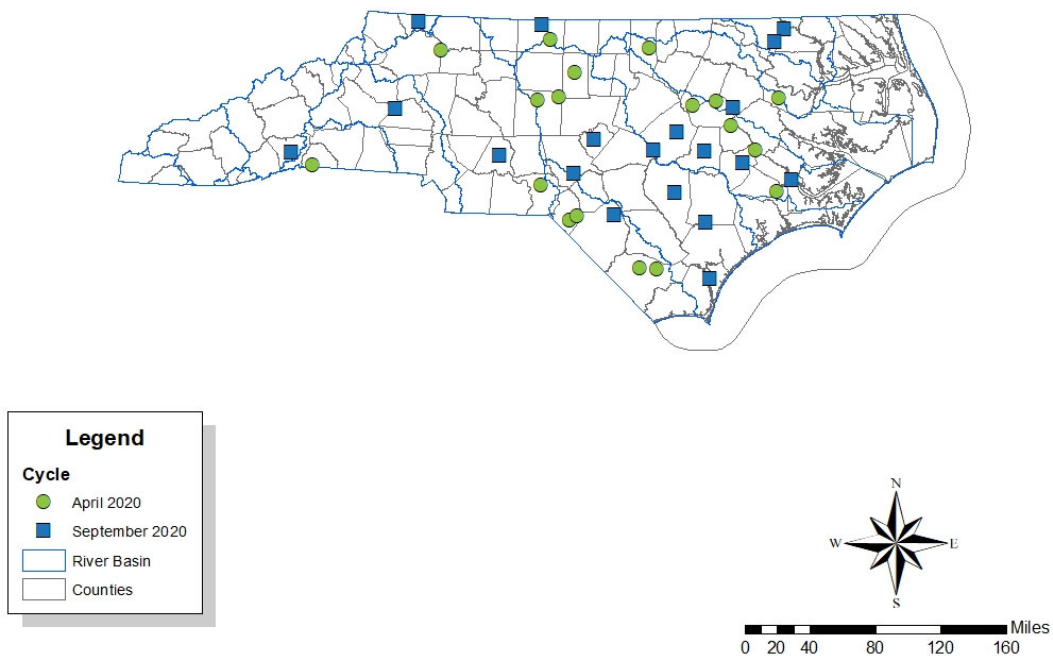


Figure 3.7. Distribution of CWSRF Projects by Review Cycle for FY 2020-2021

report is shown in Figure 3.7. Appendix I contains the status of projects from the past four fiscal years (FY 2017-2018 through FY 2020-2021).

3.3.3 CWSRF Base Program — Regular SRF

The CWSRF base program is the core of the loan program; all special programs (e.g., principal forgiveness) represent a departure from the base program. The base program provides the majority of loan funds for the CWSRF. This is because not all projects

meet the requirements for principal forgiveness or affordability loans, including many larger projects (e.g., infrastructure expansions).

The base program offers loans at one-half the market rate

as established by The Bond Buyer’s 20-Bond Index. According to the intended use plan (or IUP), individual applicants may not receive a total loan amount greater than \$30 million per funding round, and a recipient may not take on CWSRF debt exceeding \$100 million. However, there are cases where these limits may be exceeded to help ensure that all available funds are utilized during each cycle. In addition, interest does not start accruing until the contract completion date, which provides savings for the recipients. The maximum term for CWSRF loans is 20 years for the vast majority of projects. However, in 2016, the North Carolina General Assembly amended the North Carolina General Statutes such that a 30-year loan may be made for projects receiving a targeted interest rate, not to exceed the useful life of the infrastructure, so long as the Local Government Commission provides approval. To date, one project has received a 30-year term while a second has received a 26-year term.

Figure 3.8 shows the percentage of each project purpose

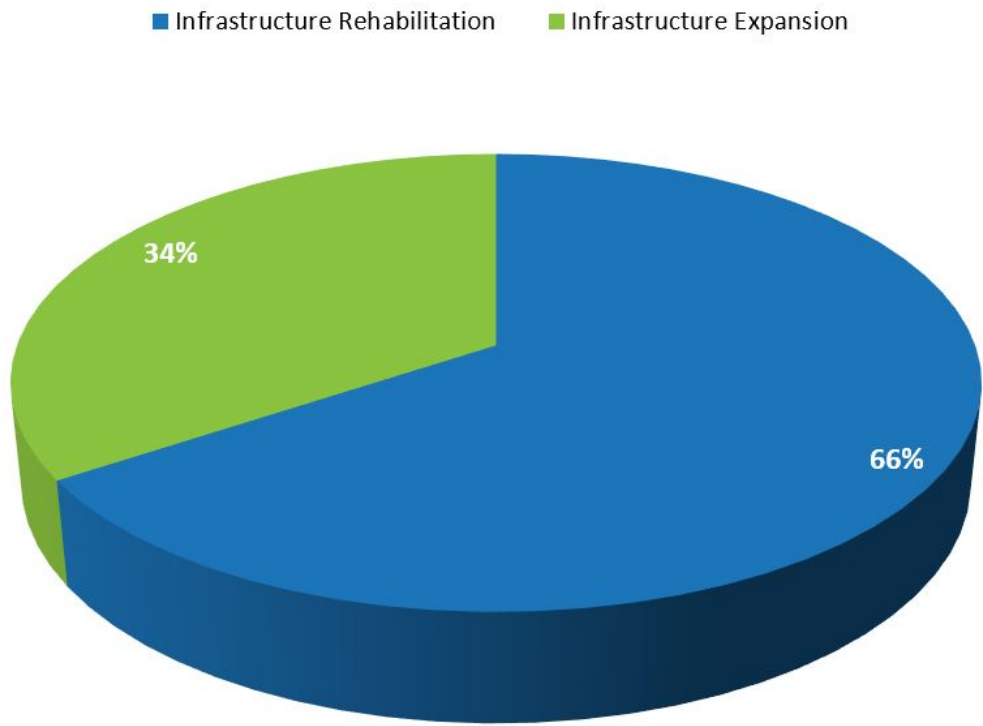


Figure 3.8. Percentage of CWSRF Base Program (Regular SRF) Project Funds by Project Purpose for FY 2020-2021

funded by the base program for regular SRF funds. The figure shows that approximately 34 percent of the funds utilized over the past fiscal year went to infrastructure expansion projects while the remainder went to infrastructure rehabilitation (66 percent). Note that this does not include funds from ASADRA. Section 3.3.7 will provide a breakdown related to funding from those projects.

3.3.4 Principal Forgiveness — Regular SRF

Principal forgiveness is one of the special funding methods offered by the CWSRF program due to changes in the CWA made by the Water Resources Reform and Development Act of 2014 (WRRDA) legislation. Principal forgiveness is based on percentages determined by the affordability criteria and should not exceed a maximum of \$500,000. For the balance of the funds needed for the project, an affordability funding loan is of-

fered. Principal forgiveness is not available for any projects that receive priority for the GPR.

Principal forgiveness is awarded not only based on eligibility but also on the priority of the project. To be eligible to receive principal forgiveness, a project must score points under Category 1 of the Priority Rating System, have less than 20,000 residential sewer connections, monthly utility

bills greater than the state median, and three of five LGU economic indicators worse than the state benchmark.

When examining the past two project cycles mentioned in Section 3.3.2 above, infrastructure rehabilitation encompassed 81 percent of principal forgiveness funds while the remaining 19 percent went toward infrastructure expansion (see Figure 3.9). Over FY 2020-2021, seven loans have included approximately \$2.6 million in principal forgiveness. The demand for principal forgiveness has always exceeded availability.

■ Infrastructure Rehabilitation ■ Infrastructure Expansion

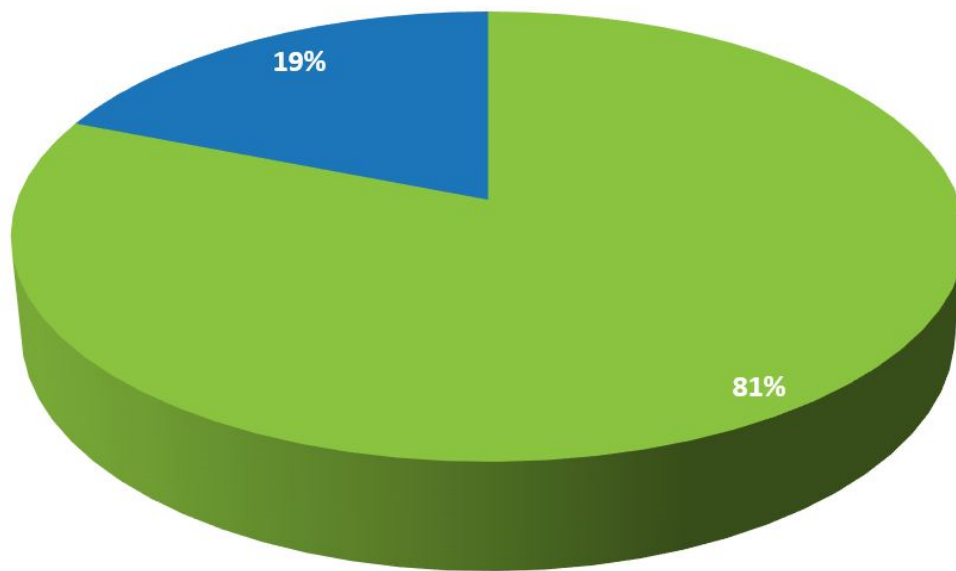


Figure 3.9. Percentage of CWSRF Principal Forgiveness (Regular SRF) Funds by Project Purpose for FY 2020-2021

3.3.5 Affordability Funding — Regular SRF

The Division continued offering affordability funding loans this fiscal year for certain disadvantaged communities that meet the requirements discussed in Section 3.3.4. Affordability funding loans are available to recipients that would otherwise qualify for principal forgiveness if such funds were available.

This targeted loan program recognizes the continuing need for affordable clean water infrastructure in these communities in combination with a limited amount of principal forgiveness available, as well as decreases in grants offered through other funding programs. If an applicant was eligible for either 100 percent or 75 percent principal forgiveness, then they would receive an affordability loan of zero percent. If an applicant were eligible

for either 50 percent or 25 percent principal forgiveness, then they would receive an affordability loan at one percent less than the base rate. During FY 2020-2021, six projects received a zero-percent affordability loan while three projects received an affordability loan at the reduced interest rate. The project purposes for these affordability loans were infrastructure rehabilitation / replacement (see Figure 3.10 on the next page).

■ Infrastructure Rehabilitation - 0% ■ Infrastructure Rehabilitation - Reduced %

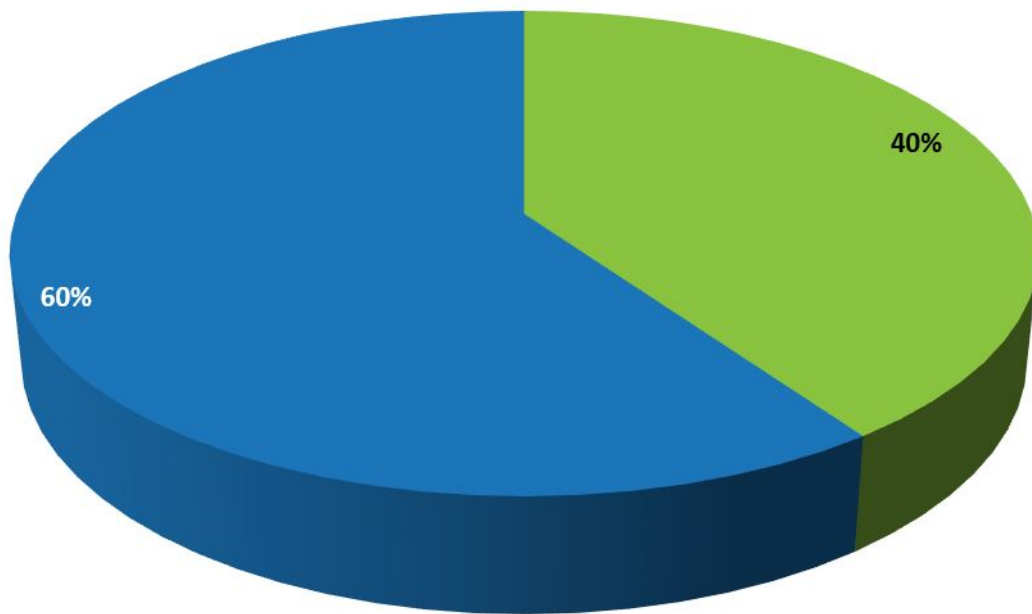


Figure 3.10. Percentage of CWSRF Affordability (Regular SRF) Funding by Project Purpose for FY 2020-2021

3.3.6 Green Project Reserve (GPR)

Recent federal appropriations include a GPR, which are CWSRF funds that are set aside for projects that are deemed to be green by EPA.

Categories prioritized by the Authority include:

- Reclaimed water systems
- Stormwater best management practices (BMPs)
- Stream, wetland, and/or buffer restoration
- Energy efficiency and energy production wastewater infrastructure projects
- Rainwater harvesting projects

Beginning in 2010, all capitalization grants have required ten percent of the grant to be provided to green projects

subject to the availability of applications meeting these criteria. The Division has presented information at various seminars and conferences soliciting green projects as part of the short-term goals. Principal forgiveness is not available for GPR projects. The Division offers one percent off the base rate for GPR loans. During FY 2020-2021, One project received funding from the GPR at the reduced interest rate for a total of approximately \$855,000. For FY 2020-2021, the Division has obtained one binding commitment for GPR projects.

3.3.7 Project Funding from ASADRA

On June 6, 2019, the President signed P.L. 116-20, the “Additional Supplemental Appropriations for Disaster Relief Act, 2019” (ASADRA) into law. The Act provides funding for resiliency-focused projects at wastewater treatment works and drinking water facilities impacted by Hurricanes Florence and Michael to be administered through the SRF programs. North Carolina has been allotted \$19,193,000 for the CWSRF. The state provided a match of \$3,838,600 (S.L. 2019-250).

In January 2020, Division staff presented an Intended Use Plan (IUP) to the Authority, which included a Priority Rating System that would enable applicants to claim points for resiliency-related line items, including (1) moving infrastructure out of the 100-year floodplain, (2) hardening existing infrastructure that could not be moved out of the 100-year floodplain, and (3) repairing infrastructure impacted by Hurricane Florence and/or Michael. The Authority approved the modification to the Priority Rating System in April 2020. Due to the pandemic, Division staff broke funding awards into two rounds, where 60 percent of the funds were awarded at the July 2020 Authority meeting, and 40 percent of the funds were awarded at the February 2021 Authority meeting. Division staff conducted the first application intake in April 2020, and the final application intake occurred in September 2020.

ASADRA funds were disbursed as base funding, principal forgiveness, and funding at affordability rates, similar to what was discussed in Sections 3.3.3 through 3.3.5. Figure

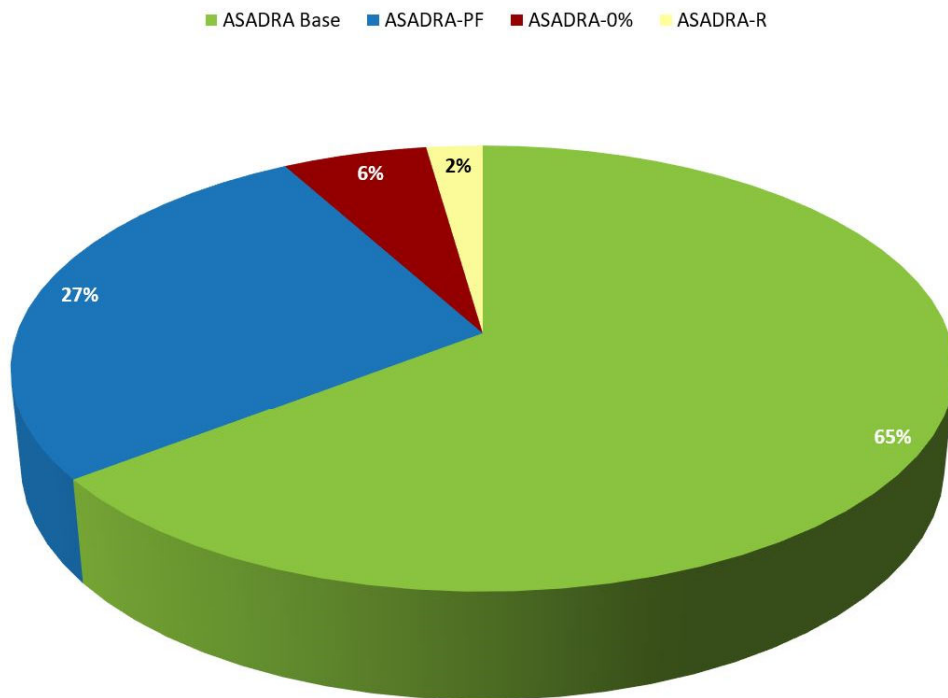
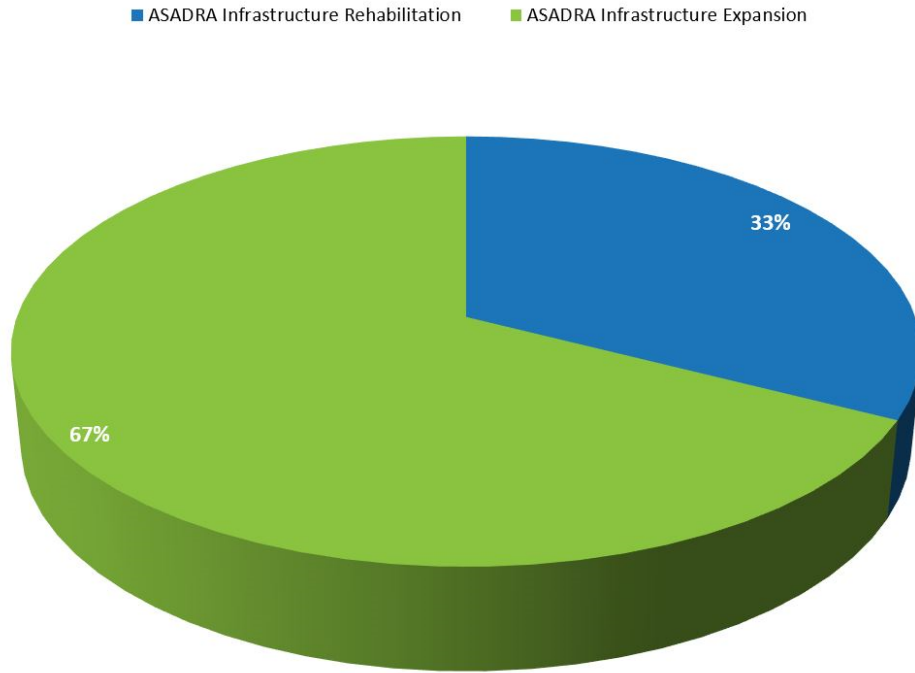


Figure 3.11. ASADRA CWSRF Funding by Program for FY 2020-20221

3.11 shows the breakdown of the ASADRA funds. Figure 3.12 on the next page shows the breakdown of ASADRA projects under the base funding by project type. Four projects were funded via the base program portion of ASADRA with 33 percent as infrastructure repair / rehabilitation and 67 percent as infrastructure expansion. For the principal forgiveness portion of ASADRA, all projects funded were infrastructure rehabilitation projects. A total of seven projects were funded for approximately \$14.5 million. For ASADRA projects utilizing affordability funding, all projects were infrastructure repair / rehabilitation with 72 percent being offered at zero-percent interest and 28 percent being offered at a reduced interest rate (see Figure 3.13 on the next page). Two projects were funded at zero-percent interest for a total of approximately \$3.1 million while one project was funded at the reduced interest rate for approximately \$1.2 million.

Figure 3.12. Percentage of CWSRF Base Program (ASADRA) Project Funds by Project Purpose for FY 2020-2021



*Project(s) that did not fit the priority system but was (were) eligible for funding.

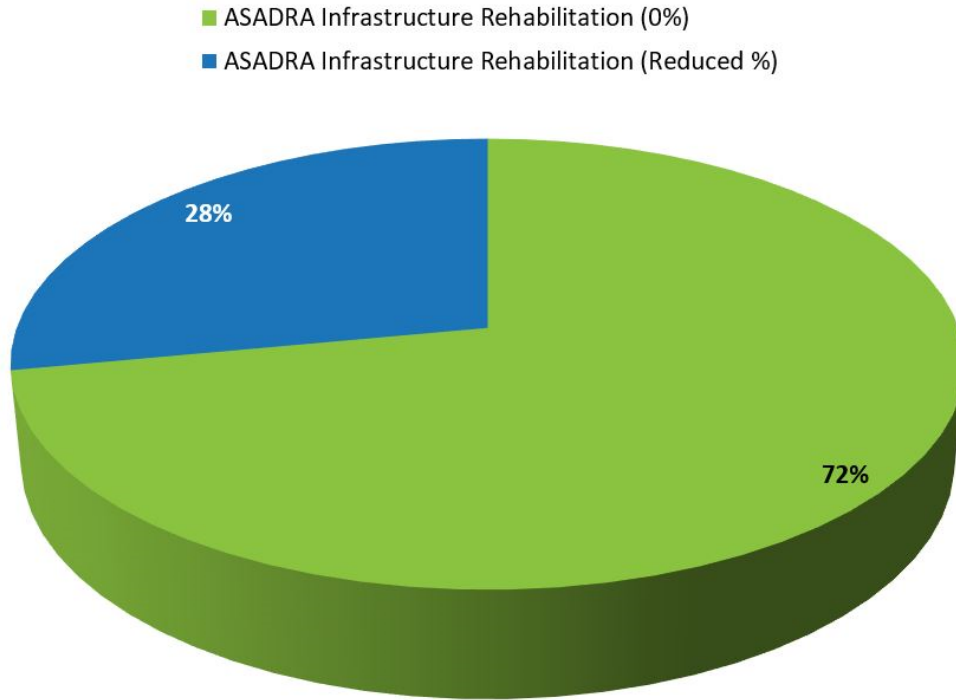


Figure 3.13. Percentage of CWSRF Affordability (ASADRA) Funding by Project Purpose for FY 2020-2021

3.4 Environmental Benefits of CWSRF Funding

One of the primary goals of CWSRF funding is to fund projects that benefit the natural environment. Consistent with the second and fifth long-term goals, the Authority includes environmental benefits in the priority points for projects that benefit groundwater and surface water quality. The funding programs discussed in Sections 3.3.3 through 3.3.7 received prioritization

points according to the system discussed in Section 3.3.1. The ASADRA projects discussed in Section 3.3.7 received prioritization points according to the system discussed in that section.

3.4.1 Impaired Waters

The state maintains the integrated report that identifies those waters that are considered to be impaired for various reasons, such as turbidity, biological integrity, or chlorophyll-a issues. The priority points system specifically awards points for projects that will directly address a stream impairment.

Over the FY 2020-2021, the CWSRF program funded one project that received priority points for benefitting impaired streams. Approximately \$35.2 million was funded related to this project.

3.4.2 Special Waters

The state of North Carolina has a variety of special waters classifications designed to add additional protections to waters deemed especially sensitive by the state, as well as those waters that can and do serve as water supplies for LGUs. Such special waters include water supplies that are essentially undeveloped, trout waters, salt waters, and waters deemed outstanding or high-quality waters. This includes projects funded under ASADRA.

As part of its prioritization process, the Division places higher priority on those projects that will directly benefit such waters. During FY 2020-2021, no project received environmental benefit points related to special waters, mainly due to the lack of people claiming and receiving these points on their applications. This includes projects funded under ASADRA.

3.4.3 Other Environmental Benefits

The Division also prioritizes other benefits such as addressing violations, wastewater treatment improvements, wastewater discharge elimination, resiliency, and projects that improve energy efficiency or

produce energy. Over FY 2020-2021, 18 projects received approximately \$106 million in funding for other environmental benefits. This includes projects funded under ASADRA.

3.5 Distribution of Funded Projects

Projects funded during FY 2020-2021 yielded a good spread of projects across the state. Eleven of the 17 basins in North Carolina had at least one funded project awarded, with the most projects awarded to the Neuse, Cape Fear, Lumber, and Tar-Pamlico basins with six, four, four, and four projects, re-

spectively. The basins receiving the highest amount of funding were the Cape Fear, Catawba, Neuse, and Roanoke with approximately \$44.5 million, \$30 million, \$11.9 million, and \$11.1 million, respectively. This is mainly due to the majority of North Carolina's population living in these basins.

3.6 Clean Water State Revolving Fund Programmatic Goals

The CWA requires that the state identify the goals and objectives of the CWSRF as part of the Intended Use Plan (or IUP) for the CWSRF.

The overall goal of the CWSRF program is to provide funding for clean water infrastructure while advancing the overall mission of the Department of Environmental

Quality (DEQ) to protect and enhance North Carolina's surface and groundwater resources for the citizens of North Carolina and future generations. This overarching goal is supported by several short- and long-term goals that are discussed below.

3.6.1 Short-Term Goals

As part of the Fiscal Year 2020-2021 IUP, the Division focused on two short-term goals by planning significant efforts to inform LGUs of the availability of funds, benefits of the CWSRF program, and funding process improvements. Division staff attended and spoke at several events throughout the past year. This effort wrapped up in the spring.

Additionally, Division staff continued to provide training opportunities for both those who wish to apply to the Di-

vision's programs and those who have received funding. During the 2016-2017 year, the Division also implemented orientation meetings with LGUs that were awarded funding, to explain the funding process. These meetings have continued in 2020-2021. Section 1.3 provides a more in-depth discussion related to outreach efforts.

3.6.2 Long-Term Goals

In addition to the short-term goal, the Division developed long-term goals that will be implemented not just in the span of one year but over the course of several years. The following discusses each of the long-term goals

and how the Division has either begun or continues to implement these long-term goals.

Goal #1: To continue efforts to streamline the funding process to ensure funds are used in an expeditious and timely manner in accordance with Sec. 602(b)(4) of the Clean Water Act. By revising its funding process and placing all applicants on a 24-month funding schedule, the Division has ensured that all projects move through the system from application to executed construction contract in a timely manner. The Division will continue to partner with funding recipients to help ensure that projects adhere to the schedule. At the end of FY 2014-2015, the Division reduced CWSRF unliquidated obligations to zero. This has continued throughout FY 2020-2021. The pace of the CWSRF program continues to exceed the national average.

Goal #2: To aid compliance with state and federal water quality standards by all funded publicly owned wastewater treatment works. The Division has taken a two-pronged approach to ensure that this long-term goal is met. First, the priority point system highly prioritizes projects that will rehabilitate, replace, or repair equipment that is aging and in need of repair, which aids in the compliance of existing wastewater treatment infrastructure. Additionally, projects that benefit an impaired or sensitive water or address groundwater violations are more highly prioritized.

Goal #3: Ensure the technical integrity of CWSRF projects through diligent and effective planning, design, and construction management. Through the

funding process (e.g., engineering report review, plans and bid documentation review, contract review, and construction inspection), Division staff ensure that the wastewater infrastructure projects funded through the CWSRF are technically sound facilities that will be compliant with all federal and state regulations.

Goal #4: To ensure the long-term viability of the CWSRF program through effective financial practices. By changing its funding process schedule, the Division has ensured that funds will flow out in a timely manner, and also be repaid in a timely manner. As the pace from funding to construction increases, loan repayments then begin sooner, making revolving funds available sooner for additional loans. In addition, all funds/projects are managed in accordance with federal and state requirements. All fund investments are managed by the State Treasurer's Office; however, the Division seeks to maximize loans to LGUs, resulting in minimum fund balances managed by the treasurer's office. Funding for the program is discussed in greater detail below.

Goal #5: To ensure the priority system reflects the NCDEQ's and Authority's goals. Every year, as the IUP is prepared, the Division reviews the priority points utilized to score project applications. Additionally, Division staff present to the Authority recommendations related to the priority systems for their review and approval to be included in future funding rounds.

3.6.3 Minority Business Enterprise / Women Business Enterprise Goals

In the CWSRF grant agreement, the Division negotiated the following objectives and goals related to small, minority, and women's business enterprises (MBE/WBE): a fair share objective of \$250,000 split as follows: 10.9 percent to go to MBEs and split across construction,

supplies, services, and equipment and (2) 10.4 percent to go to WBEs and split across construction, supplies, services, and equipment. The total amount of MBE procurement during FY 2020-2021 was 5.10 percent. The total amount of WBE procurement was 0.26 percent.

3.6.4 Compliance with the Water Resources and Reform Development Act of 2014

As a requirement of §603(d)(1)(E) of the CWA, which was revised as part of the WRRDA, all loan recipients under the CWSRF program except for new treatment works projects will have to develop and implement a fiscal sustainability plan that includes (1) an inventory of critical assets, (2) an evaluation of the condition and performance of inventoried assets or asset groupings, (3) a certification that the loan recipient has evaluated and will be implementing water and energy conservation efforts as part of the plan, and (4) a plan for maintenance, repair, and, as necessary, replacement of treatment works, and a plan for funding such activities.

Applicants who submitted applications on or after Oct. 1, 2014 are responsible for developing and implementing the

fiscal sustainability plans. The Division requires certification of the development and implementation of these plans as a condition of final payment.

The WRRDA also made permanent the provisions related to Davis-Bacon Act wage rates and American Iron and Steel. All projects must meet federal requirements for the CWSRF program such as the requirement of Davis-Bacon Act prevailing wage rates, American Iron and Steel provisions, and compliance with the Brooks Act for engineering services.

4.0 Drinking Water State Revolving Fund

The Drinking Water State Revolving Fund (DWSRF) provides low-interest loans that public water supply systems can use to improve their drinking water infrastructure and thus the quality of drinking water used by their customers. Since these funds are revolving and not subject to budgetary pressures, the DWSRF provides a steady source of funding that recipients can use to make long-term investments in their drinking water systems.

This chapter details the annual activities of the DWSRF program that were established by the Amendments to the Safe Drinking Water Act of 1996 (SDWA). The DWSRF offers low-interest loans to public water supply systems for drinking water infrastructure. As a recipient repays the loan, the monies are again loaned out, hence the revolving nature of the program. All loan payments go back into the DWSRF.

- The Authority awarded approximately \$62 million of DWSRF funds.
- Approximately \$52 million of the DWSRF fund were from the “Additional Supplemental Appropriations for Disaster Relief Act, 2019” (ASADRA).
- Approximately \$16.9 million of the \$62 million of DWSRF funds were principal forgiveness funds targeted at smaller, economically distressed local government units (LGUs). Approximately \$13.1 million of the \$52 million of ASADRA funds were principal forgiveness.
- Division staff continued outreach efforts by offering application training for those interested in the pro-

gram and completing orientation visits to loan recipients new to the program and / or with complex projects.

- Division staff implemented a specific Priority Rating System, intended use plan, and accepted applications in FY 2020-2021 related to the “Additional Supplemental Appropriations for Disaster Relief Act, 2019” (ASADRA).

Additionally, the DWSRF capitalization grant provides set-aside funds to enable the Division of Water Resources (DWR) Public Water Supply (PWS) Section to administer the requirements of the Safe Drinking Water Act.

Division staff accepted applications for the ASADRA program as part of the April 2020 and September 2020 funding rounds. In July 2020 and February 2021, the State Water Infrastructure Authority (Authority) made awards from this funding program and awarded all of the ASADRA funding.

As part of its operating agreement with the United States Environmental Protection Agency (USEPA) and, in accordance with the Safe Drinking Water Act (SDWA), the Division must submit an annual report to the USEPA that details the activities for the state fiscal year. The most recently completed state fiscal year is FY 2020-2021.

This chapter contains the following sections: (1) Overview of Program History, (2) Financial Information, (3) DWSRF Project Funding, (4) Set-Aside Activities, and (5) Public Health Benefits, and (6) Drinking Water State Revolving Fund Programmatic Goals.

4.1 Overview of Program History

The SDWA created the DWSRF program and gave the USEPA authority to award capitalization grants to the states. This in turn authorized states to provide low-interest loans to assist public water supply systems by funding infrastructure projects. Additionally, the

DWSRF set-aside funds have enabled the DWR to administer the requirements of the SDWA, ensuring safe drinking water for residents of the state.

For the past twenty years, the DWSRF program has pro-

vided financing for drinking water infrastructure, saving public water supply systems in North Carolina millions of

dollars. The savings make drinking water infrastructure more affordable for residents of the state.

4.2 Financial Information

4.2.1 Financial History

Congress appropriates an overall DWSRF funding level that is allocated to states based on the results of the most recent drinking water needs survey. Currently, the North Carolina allocation for FY 2020-2021 is \$33,782,000 (3.07 percent of the national appropriation). Capitalization grants, including the required state match, have provided \$850,800,054 for drinking water projects, set-asides, and administration of the SDWA by the Division since the inception of the program in 1996, including the ASADRA grant. Of that \$850,800,054, \$692,758,782 is allocated for drinking water projects. How-

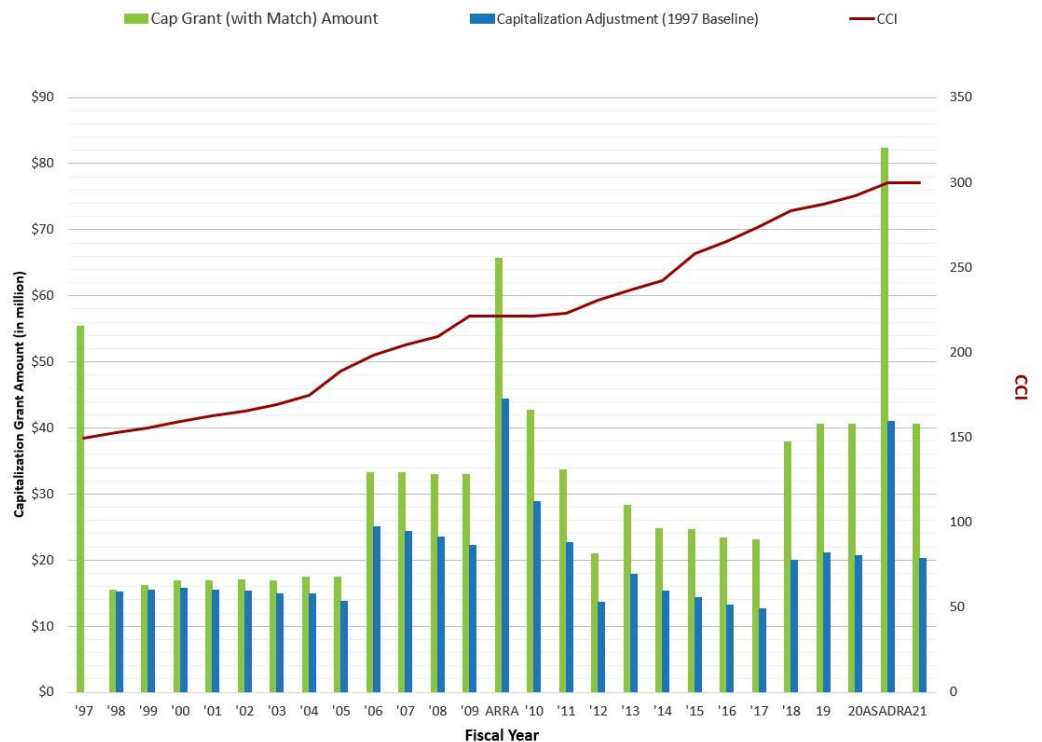
ever, because the DWSRF is a revolving program, these government funds have enabled \$860,475,671 in loan commitments over this same time period. This is due to loan repayments being loaned again, thereby providing public benefits repeatedly through time (i.e., the revolving nature of the program). Because capitalization grants increased after FY 2017-2018, the program will better be able to meet infrastructure financing needs for public water systems. The section on the long-term financial health of the program contains more information about the financial aspects of the program.

4.2.2 Long-Term Financial Health

The DWSRF program began with capitalization grants. Figure 4.1 shows the grants received since the inception of the program and the required 20 percent state match.

Capitalization grants (including the American Recovery and Reinvestment Act of 2009 [ARRA] grant), plus the state match, minus the 31 percent set-aside allowance, has provided \$692,758,782 for projects since the inception of the program. Figure 4.1 also shows the effect of inflation. While capitalization grants and associated state matches have increased in the past two years, the purchasing power of those dollars is

Figure 4.1. DWSRF Capitalization Grants (with Match) Including ARRA



slightly over half those of the first capitalization grants of the 1990s. The increase in funding as discussed above in Section 4.2.1 has provided some help to offset the impact of inflation.

The DWSRF charges a two percent fee on loans for administering the program. Also, each DWSRF capitalization grant provides for set-aside monies to be used for administration of the SDWA. Except for the four percent administration set-aside used by the Division, DWR utilized set-aside funds for FY 2020-2021. (\$10,472,420, approximately 31 percent). See Section 4.4 for a description of the activities conducted by DWR with the set-aside monies. The Division collaborates with DWR on these activities, and any unused set-aside funds will be transferred to the Division for use in projects.

Monies being repaid into the fund from completed projects, coupled with continued capitalization of the program and cash flow modeling, have resulted in an increase of funds available for new projects. (see Appendix J for funds disbursed and remaining). In addition, DWSRF has utilized the cash flow model to help target a portion of cash reserves (i.e., funds obligated for projects but expenses not yet incurred) for higher-bearing investment (i.e., the Long-Term Investment Fund or LTIF), compared to the standard cash account. This investment has helped offset the low interest earned on loans and in the standard cash account to maintain the value of the fund. The LTIF is maintained and managed by the State Treasurer’s Office for many funds / investments across state government. On June 30, 2021, the value of the fund was \$60,358,632.39.

Figure 4.2 shows the history of binding commitments since the inception of the program. See Appendix K for

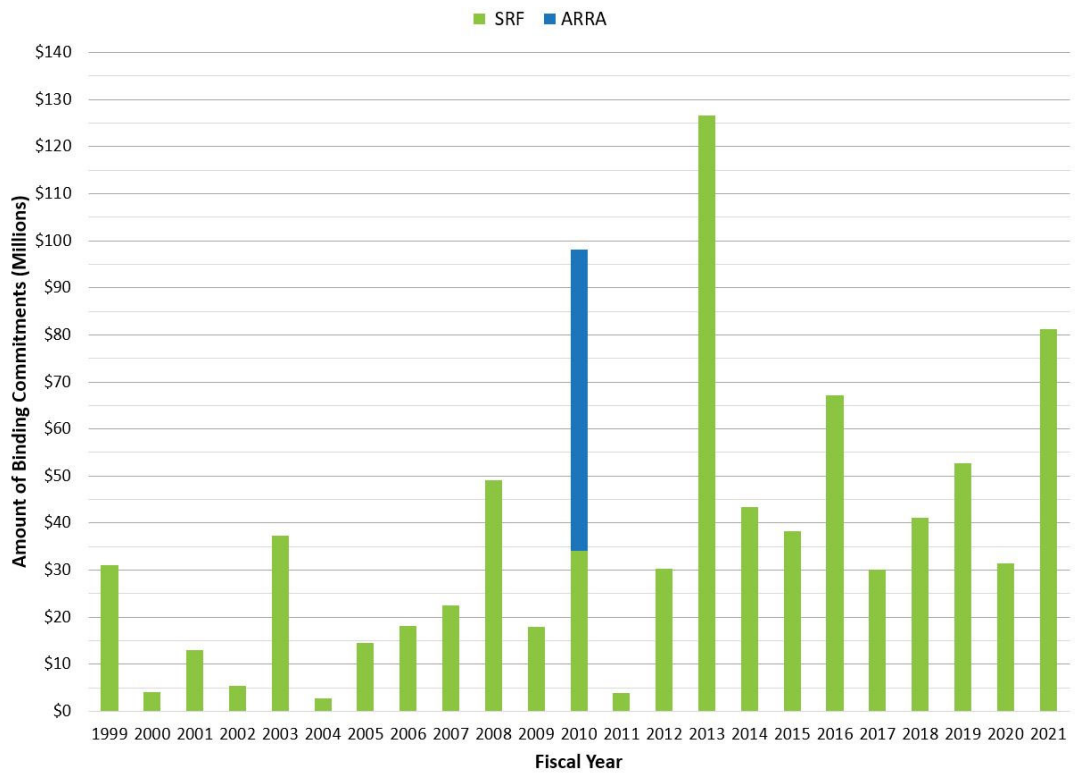


Figure 4.2. DWSRF Binding Commitments per Year

an itemized list of binding commitments for FY 2020-2021. While the number of binding commitments was slightly less than the previous fiscal year, the dollar amount increased significantly due to two binding commitments over \$10 million.

Figure 4.3 on the next page shows the cumulative value of loans, which has risen over the past ten years, along with a nearly parallel rise in actual disbursements. As monies are disbursed, the amount due back into the program (accounts receivable) also increases. As such, even though the fund has been capitalized with over \$692 million as noted above, the revolving nature of the program has allowed it to enter into approximately \$860 million in binding commitments at the same time. However, the ARRA fund was provided at 50 percent principal forgiveness. Principal forgiveness does not revolve back into the funding program. Therefore, the accounts receivable line has not increased at the same rate.

Finally, Figure 4.4 below demonstrates how the combined capitalization and repayments on hand (cash) and accounts

receivable have increased the net value of the program (net assets) in North Carolina to approximately \$614 million. Appendix L contains more detail related to this information.

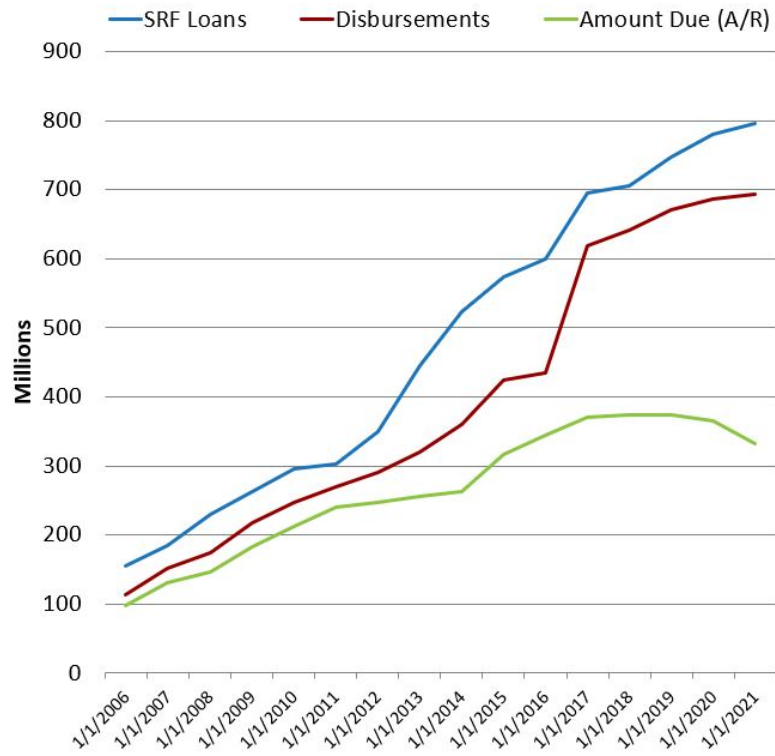


Figure 4.3. DWSRF Increase in Loans

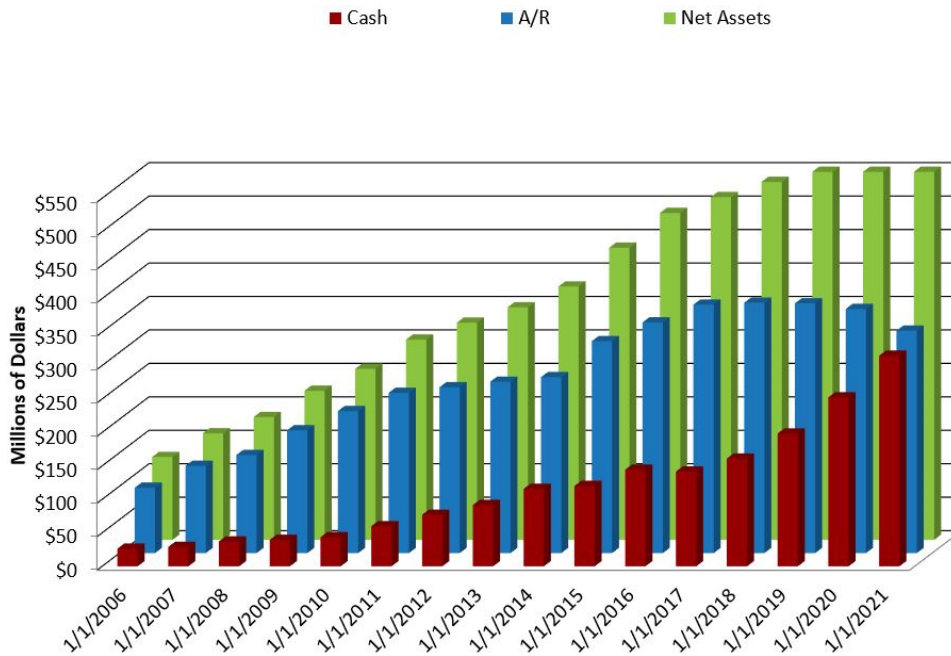


Figure 4.4. DWSRF Increase in Net Assets

4.2.3 Binding Commitment Requirement

In accordance with 40 CFR 35.3550(e)(1) and (2), the cumulative binding commitments (\$860,475,671.) relative to capitalization grant payments received from the USEPA (\$620,042,389) equals 126 percent. For FY 2020-2021, the Division had 16 binding commitments for a total of \$81,171,002 (see Appendix K).

The DWSRF continues to exceed the requirements of 40

CFR 3550(3) of the Safe Drinking Water Act to make binding commitments equal to each grant payment. The most recent applicable capitalization grant payment has already exceeded the required binding commitment. The projects found in Appendix M represent Federal Fiscal Year 2021 Federal Funding Accountability and Transparency Act compliance.

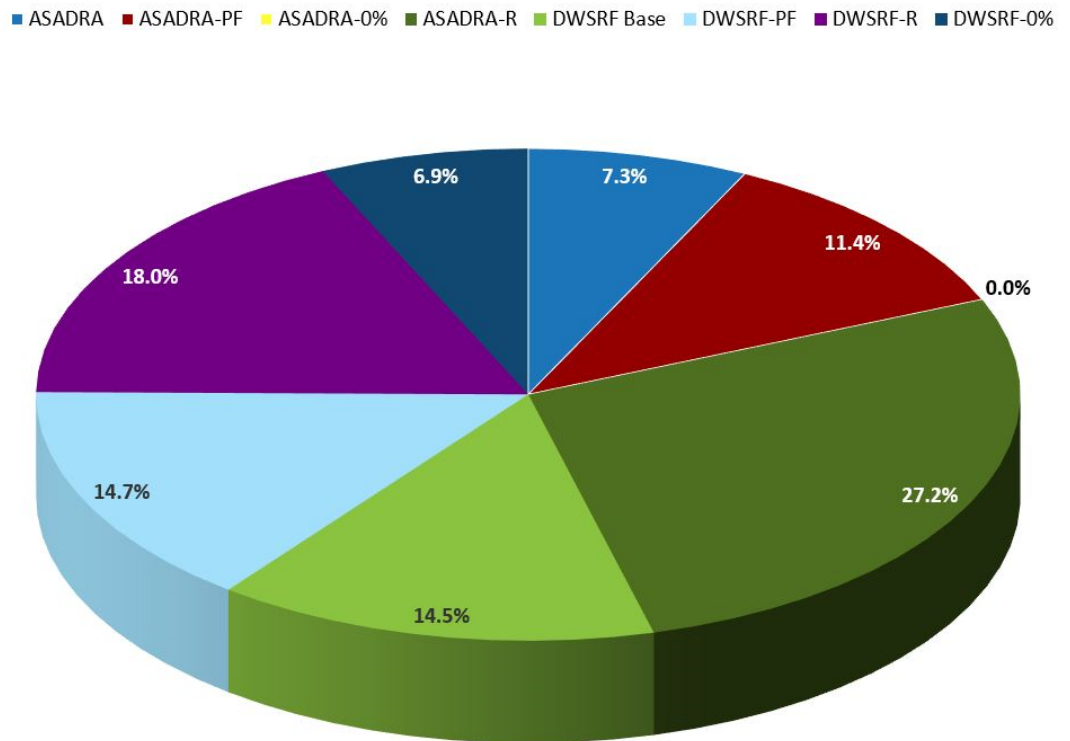
4.3 DWSRF Project Funding

Historically, there was one funding round for each year with an application deadline of September 30. Beginning in FY 2017-2018 and continuing in since then, there were two funding rounds. Applications were accepted for the spring funding round at the end of April 2020, with the Authority approving prioritized applications in July 2020. Applications were accepted for the fall funding round at the end of September 2020, with the Authority approving prioritized applications in February 2021. Due to the increase in funding, the Division anticipates continuing to offer two rounds of DWSRF funding each year moving forward.

Successful projects may be funded under the base DWSRF loan program or under one of the targeted rate programs provided.

Currently, principal forgiveness is allowed under capitalization grants as provided by the SDWA. There is also an affordability funding program available. Figure 4.5 shows the percentage breakdown of total funding across the different rate programs, including targeted rate programs and

Figure 4.5. DWSRF Funding by Program for FY 2020-2021



via the ASADRA program (see Section 4.3.7 of this chapter).

The following sections discuss the overall schedule and each of the funding rate programs (base rate, principal forgiveness, affordability funding, and a green project reserve

[GPR]). The two funding cycles for FY 2020-2021 are examined in this report: awards made by the Authority in July 2020 (April 2020 application round) and February 2021 (September 2020 application round).

4.3.1 Prioritization

The Priority Rating System considers four elements of a project: (1) project purpose, (2) project benefits, (3) system management, and (4) affordability. The primary goal of the Priority Rating System is to better align the scoring systems of all of the Division’s funding programs so that a single application is now used for the CWSRF, DWSRF, State Reserve, and CDBG-I funding programs.

For project purpose, the Authority places the highest priority on projects that eliminate failing or non-viable public water supply systems. Projects that repair, rehabilitate, or replace infrastructure that has already been installed for either water treatment or distribution systems are higher priorities than projects that are new or expansions.

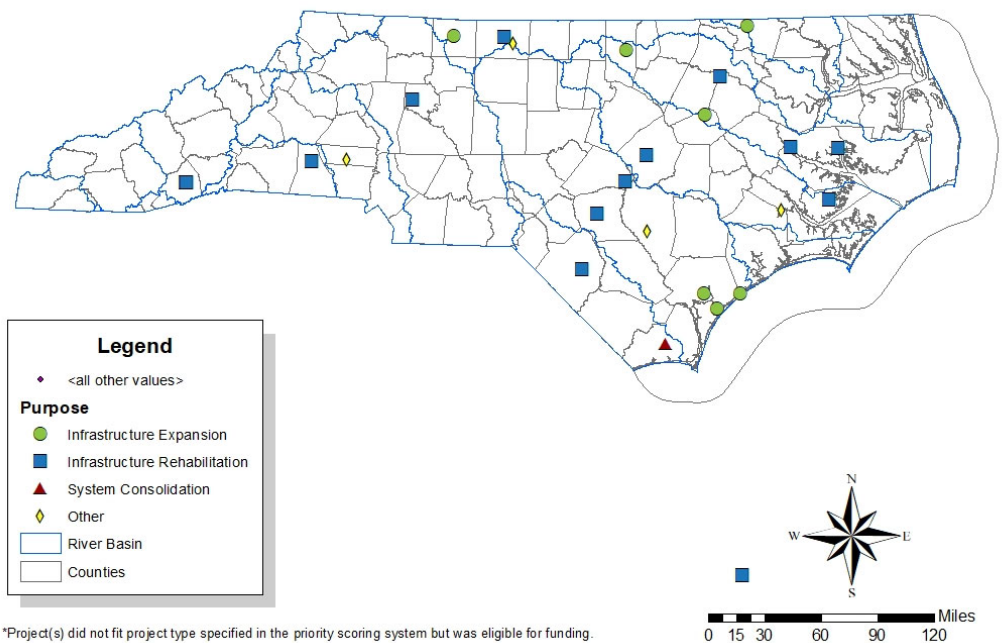
of electrical power source receive priority under the project benefits category. Modifications to the priority rating system echoed the Priority Rating System utilized in ASADRA (see Section 4.3.7) and added more items related to resiliency, including moving infrastructure from the floodplain or fortifying infrastructure.

In addition to correcting public health issues, the Authority supports those applicants that seek to be proactive in their system management, including prioritization points for capital improvement or asset management plans, appropriate operating ratios, water loss reduction programs,

Figure 4.6. Distribution of DWSRF Projects by Project Purpose for FY 2020-2021

Figure 4.6 shows the breakdown of projects across the state by project purpose.

The project benefits section prioritizes projects that address public health issues by replacing a contaminated or failing source for a public water supply system, addressing a promulgated but not yet effective regulation, or creating permanent interconnections for systems not previously connected. Projects that provide redundancy to critical treatment or delivery functions and that provide emergency backup in terms



and water conservation incentive rate structures.

The Authority has taken into account the financial situation of applicants through affordability criteria, which consider utility rates, population changes, poverty rate, median household income, unemployment, and property val-

uation per capita. These parameters are compared to state benchmarks, and those applicants with criteria worse than state benchmarks receive higher priority than other applicants.

4.3.2 Funding Schedule

The schedule that all recipients must follow if they choose to accept DWSRF funding includes the following milestones: (1) engineering report / environmental information document approved, (2) plans and bid documentation approved, (3) Authority to Award issued, and (4) contracts executed. Milestone deadlines are measured from the date on the Letter of Intent to Fund. This system requires that both the Division and recipient meet these deadlines as well as additional interim deadlines.

Each review cycle is at a different phase in the process. For example, projects in the September 2020 cycle will receive engineering report approval by January 2022 with plans and bid documentation receiving approval by November 2022. These projects should begin construction by May 2023. A map of these projects discussed in this report is shown in

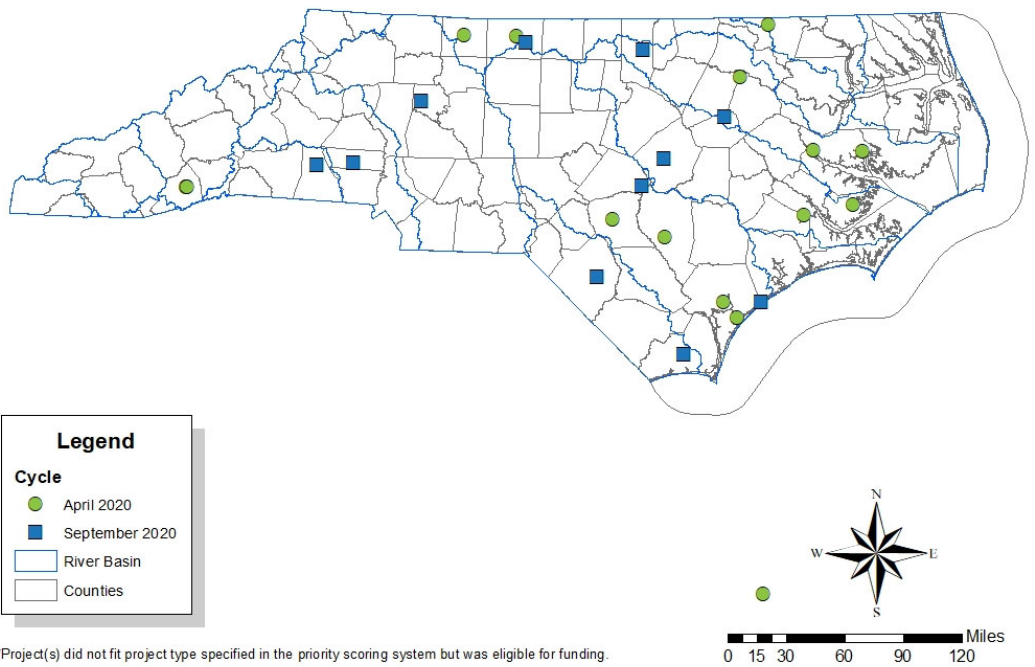


Figure 4.7. Distribution of DWSRF Projects by Review Cycle for FY 2020-2021

Figure 4.7. Appendix N contains the status of projects from the past four fiscal years (FY 2017-2018 through FY 2020-2021).

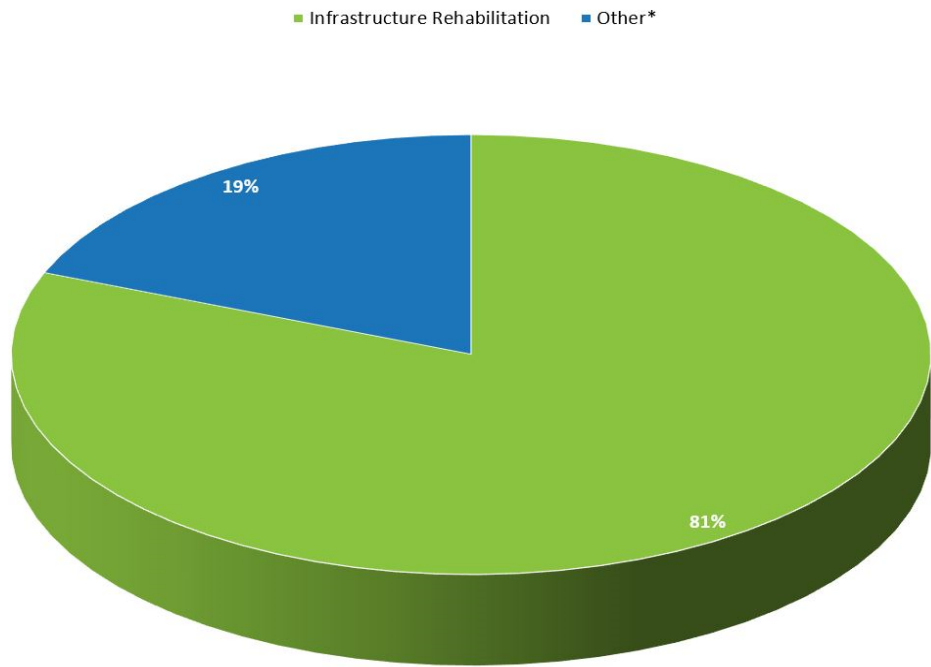
4.3.3 Base Program — Regular SRF

The base DWSRF program is the core of the loan program; all special programs (e.g., principal forgiveness) represent a departure from the base program. The base program provides the majority of loan

funds for the DWSRF. This is because not all projects meet the requirements for principal forgiveness or affordability loans, including many larger projects (e.g., infrastructure expansion).

The base program offers loans at one-half the market rate, as established by The Bond Buyer’s 20-Bond Index. According to the Intended Use Plan (IUP), individual applicants may not have a loan amount greater than \$20 million in a funding round, and an applicant may not take on DWSRF debt exceeding \$100 million. However, there are cases where these limits may be exceeded to help ensure that all available funds are utilized during each cycle. In addition, interest does not start accruing until the contract completion date, which provides savings for loan recipients. The maximum term for DWSRF loans is 20 years for the vast majority of projects. However, in 2016, the North Carolina General Assembly amended the North Carolina General Statutes such that a 30-year loan may be made for projects receiving a targeted interested rate if the Local Government Commission approves the loan term. To date, no 30-year loan terms have been offered for the DWSRF.

Figure 4.8 shows the distribution during FY 2020-2021 of



*Projects that did not fit the priority scoring system but were eligible for funding.

Figure 4.8. Percentage of DWSRF Base Program (Regular SRF) Funds by Project Purpose for FY 2020-2021

each project purpose funded by the base program. Infrastructure rehabilitation projects encompassed approximately 81 percent of the funds distributed under this program while 19 percent related to projects with other purposes such as new infrastructure or meter replacement projects.

4.3.4 Principal Forgiveness — Regular SRF

Principal forgiveness is one of the special funding methods offered by the DWSRF program. In the 2020 IUP, the Division targeted a required minimum of 20 percent of principal forgiveness toward disadvantaged communities. To be eligible for principal forgiveness, a project must score points under Category 1 of the Priority Rating System, have less than 20,000 residential water connections, monthly utility bills greater than the state median, and three of five LGU economic indicators

worse than the state benchmark. Over the past year, 12 loans have included approximately \$16.9 million in principal forgiveness. The demand for principal forgiveness has typically exceeded availability; however, due to changes in eligibility requirements for principal forgiveness, more principal forgiveness funds were available than projects to receive them. Because of this, the Authority was able to exceed the limits in principal forgiveness funding listed in the IUP.

Figure 4.9 shows the project purposes that received principal forgiveness during FY 2020-2021. For this report, infrastructure rehabilitation (52 percent), infrastructure expansion (35 percent), system consolidation (13 percent) received principal forgiveness. As mentioned above, the DWSRF has a small system reserve, and the Division has utilized much of its principal forgiveness funding for projects that meet these criteria.

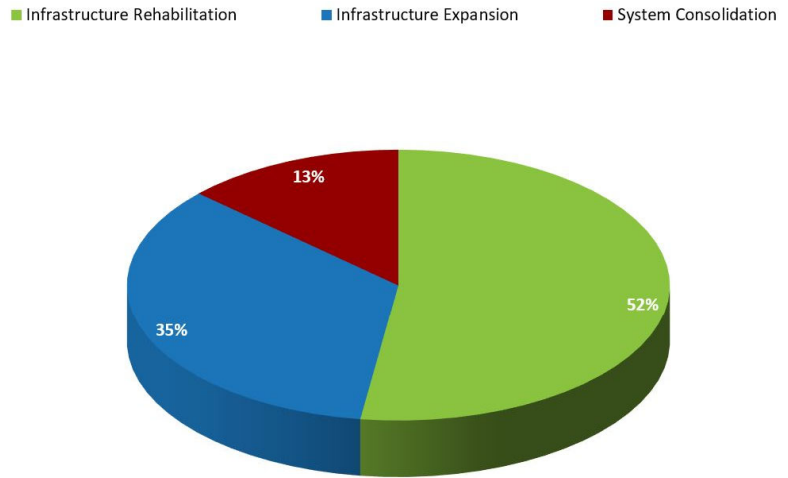
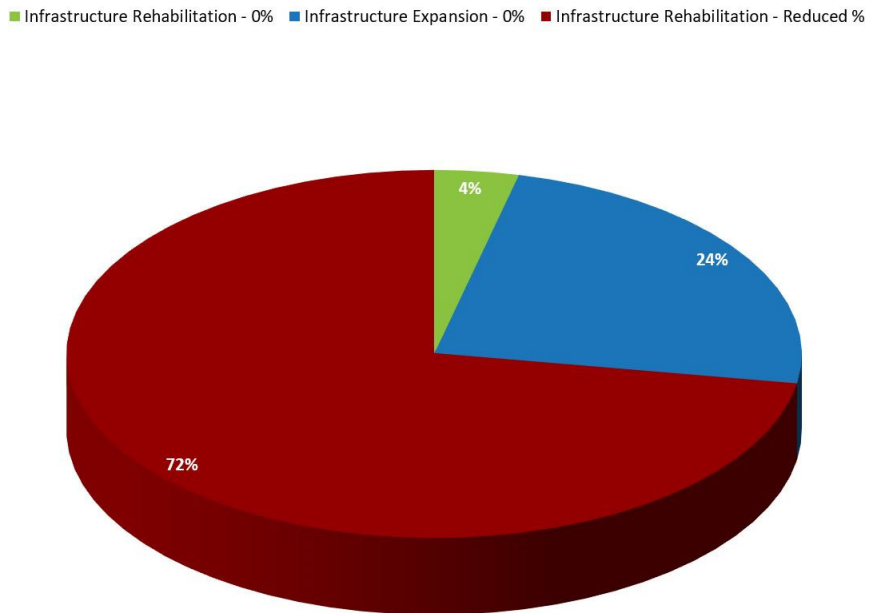


Figure 4.9. Percentage of DWSRF Principal Forgiveness (Regular SRF) Funds by Project Purpose for FY 2020-2021

4.3.5 Affordability Funding — Regular SRF

The Division offers affordability funding for certain disadvantaged communities that meet the requirements discussed in Section 4.3.4. These affordability funding loans are available to recipients that qualified for principal forgiveness.

This targeted loan program recognizes the continuing need for affordable drinking water infrastructure in these communities in combination with a limited amount of principal forgiveness available, as well as decreases in grants offered through other funding programs. If an applicant was eligible for either 100 percent or 75 percent principal forgiveness, then they would receive an affordability loan of zero percent. If an applicant were eligible for either 50 percent or 25 percent principal forgiveness, then they would receive an affordability loan at



*Projects did not fit the priority scoring system but were eligible for funding.

Figure 4.10. Percentage of DWSRF Affordability (Regular SRF) Funding by Project Purpose for FY 2020-2021

one percent off the base rate. Under the DWSRF affordability funding program, the Division has made loans to five projects at zero percent for a total of approximately \$7.9 million during FY 2020-2021 and a loan to three projects at one percent less than the base rate for \$20.6 million. These funds were split among infrastructure rehabilitation at zero percent (four percent), infrastructure rehabilitation at the reduced interest rate (72 percent), and in-

frastructure expansion at zero percent (24 percent). Figure 4.10 on the previous page shows a percentage breakdown of funding for the affordability funding program.

4.3.6 Green Project Reserve

While the DWSRF can fund green projects, the Division does not currently prioritize green

projects, and no projects during FY 2020-221 have been considered green.

4.3.7 Project Funding from ASADRA

On June 6, 2019, the President signed P.L. 116-20, the “Additional Supplemental Appropriations for Disaster Relief Act, 2019” (ASADRA) into law. The Act provides funding for resiliency-focused projects at wastewater treatment works and drinking water facilities impacted by Hurricanes Florence and Michael to be administered through the SRF programs. North Carolina was allotted \$68,611,000 for the DWSRF. The state provided a match of \$13,722,200 (S.L. 2019-250).

could not be moved out of the 100-year floodplain, and (3) repairing infrastructure impacted by Hurricane Florence and/or Michael. The Authority approved the modification to the Priority Rating System in April 2020. Due to

In January 2020, Division staff presented an IUP to the Authority, which included a Priority Rating System that would enable applicants to claim points for resiliency-related line items, including (1) moving infrastructure out of the 100-year floodplain, (2) hardening existing infrastructure that

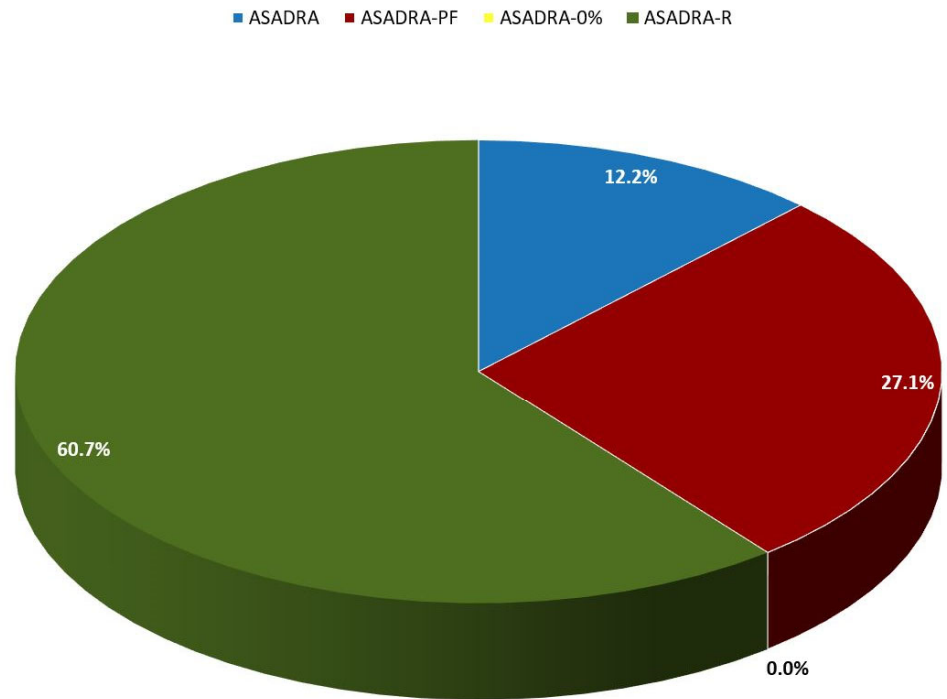
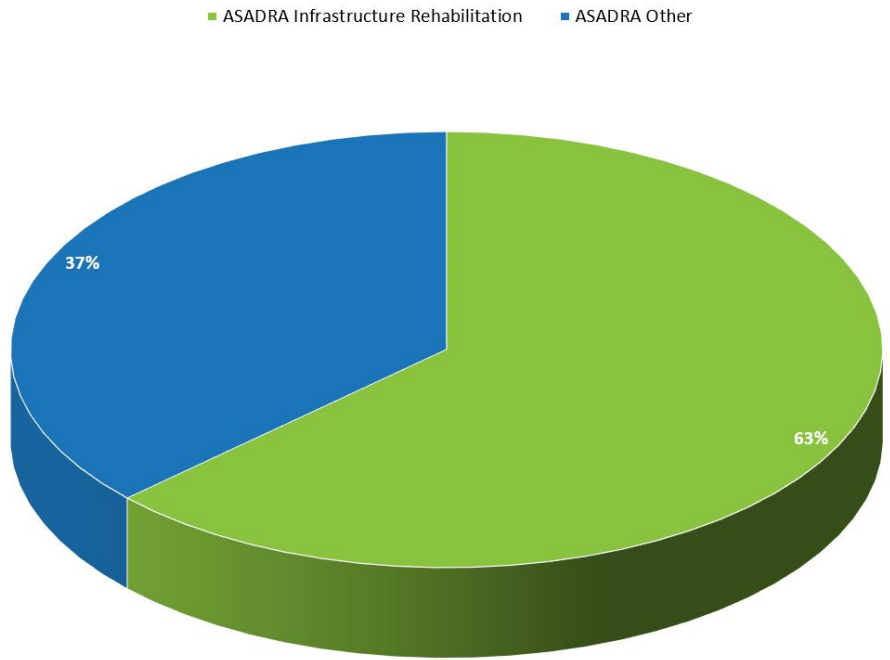


Figure 4.11. Percentage of DWSRF Program (ASADRA) Funds by Project Purpose for FY 2020-2021

the pandemic, Division staff broke funding awards into two rounds. Division staff accepted applications in April and September of 2020. Sixty percent of the funds were awarded at the July 2020 Authority meeting, and 40 percent of the funds were awarded at the February 2021 Authority meeting. Division staff conducted the first application intake in April 2020, and the final application intake occurred in September 2020.

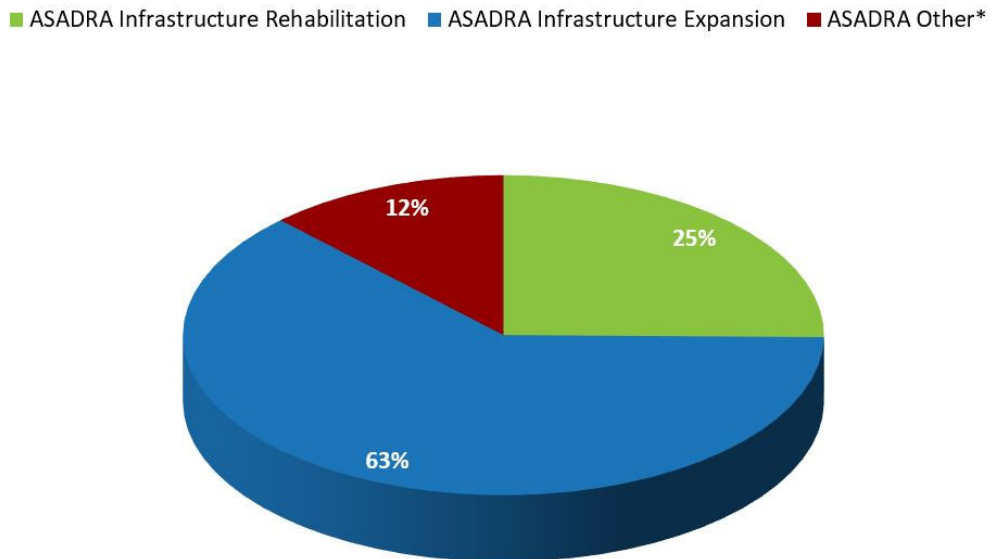
ASADRA funds were disbursed as base funding, principal forgiveness, and funding at affordability rates, similar to what was discussed in Sections 4.3.3 through 4.3.5. Figure 4.11 on the previous page shows the breakdown of the ASADRA funds. Figure 4.12 shows the breakdown of ASADRA projects under the base funding by project type with 63 percent of projects being infrastructure rehabilitation and 37 percent being other projects such as new infrastructure or meter replacement projects. For the principal forgiveness portion of ASADRA, 63 percent of projects that received principal forgiveness were infrastructure expansion projects (see Figure 4.13). Twenty-five percent of the projects were infrastructure rehabilitation projects, and 12 percent of the projects were other projects such as those described above. For the affordability portion of ASADRA, 89 percent of the projects were infra-



*Projects that did not fit the priority scoring system but were eligible for funding.

Figure 4.12. Percentage of DWSRF Base Program (ASADRA) Funds by Project Purpose for FY 2020-2021

Figure 4.13. Percentage of DWSRF Principal Forgiveness (ASADRA) Funds by Project Purpose for FY 2020-2021



*Projects that did not fit the priority scoring system but were eligible for funding.

structure expansion projects at a reduced interest rate while 11 percent were infrastructure rehabilitation projects at a reduced interest rate. No projects received a zero percent interest rate (see Figure 4.14).

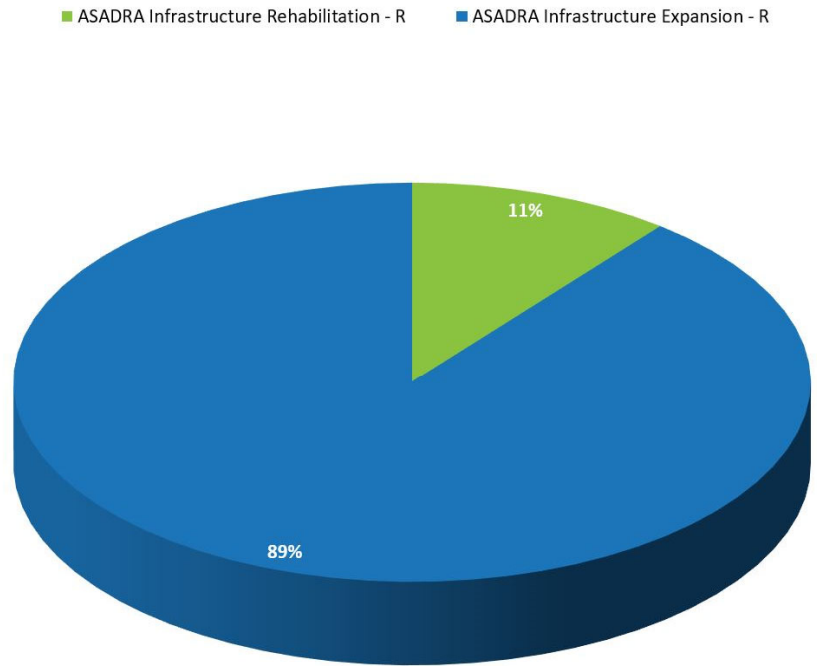


Figure 4.14. Percentage of DWSRF Affordability (ASADRA) Funds by Project Purpose for FY 2020-2021

4.4 Set-Aside Activities

As part of the DWSRF program, the SDWA allows that a certain amount of the capitalization grant funding be reserved for activities that support the implementation of the requirements of the SDWA. The DWR Public Water Supply Section is responsible for im-

plementation. The paragraphs below summarize the set-aside activities completed this past year. Appendix O contains details related to the goals and accomplishments of the DWR. Appendix O also contains a listing of expenditures related to the set-aside program.

4.4.1 Technical Assistance for Small Systems

This part of the set-aside program amounts to up to two percent of the capitalization grant. This year, both the Public Water Supply Section of the Division of Water Resources and the North Carolina Rural

Water Association (NCRWA) continued to provide technical assistance to water systems serving a population of less than 10,000 consumers and made a total of 871 contacts.

4.4.2 Drinking Water State Program Management Functions

This portion of the set-aside program amounts to up to ten percent of the capitalization grant. The funds go to fund the Public Water Supply (PWS) Section. The Source Water Protection Program Engineer

coordinates the development, implementation, and management of a statewide Drinking Water Protection Program. See Appendix O for more information related to this particular activity.

4.4.3 Local Assistance and Other State Programs

This portion of the set-aside program amounts to up to 15 percent of the capitalization grant and funds a Wellhead Protection Geologist who coordinates the development, implementation, and manage-

ment of a wellhead protection program within the DWR. The approved plans cover 169 public water supply systems, consisting of 986 wells serving a population of 1,040,888 people (see Appendix O).

4.5 Public Health Benefits

Under the current Priority Rating System, applicants can claim points based on public health benefits. The Priority Rating System provided points for three main public health benefits: compliance, treatment improvements, and interconnections. Additionally, applicants can receive priority points for other public health benefits. The funding programs discussed in Sections 4.3.3 through 4.3.7 received prioritization points according to the system described in Section 4.3.1. The ASADRA projects discussed in Section 4.3.7 received prioritization points according to the system discussed in that section.

fits points, three projects that received interconnection public health benefits points, and 14 projects that received some other type of public health benefit points, for a total of approximately \$8.7 million, \$5.1 million, and \$28.5 million, respectively. There were no projects that received compliance public health benefit points. The marked increase in projects that received public health benefits points is most likely related to the ASADRA program. Note that under the Priority Rating System, projects may receive more than one type of public health benefits points.

Over FY 2020-2021, the Division funded four projects that received treatment improvement public health bene-

4.6 Drinking Water State Revolving Fund Goals

As part of the IUP for the DWSRF program, 40 CFR 35.3570 requires that the state identify the goals and objectives of the DWSRF program. The overall goal of the DWSRF program is to provide

funding for drinking water infrastructure and to provide the funds to administer the Safe Drinking Water Act. This over-arching goal is supported by several short- and long-term goals discussed below.

4.6.1 Short-Term Goals

For the Fiscal Year 2020-2021 IUP, the Division developed three short-term goals.

Goal #1: Continue efforts to streamline the funding process to ensure the funds are used in an expeditious and timely manner in accordance with the SDWA and applicable state laws as required by §1452(g)(3)(A) of the SDWA. The Division shifted the DWSRF program from a ready-to-proceed model to a competitive model. All projects are now on a 24-month schedule, from receiving funding to initiation of construction.

Additionally, the Division has shifted to a cash flow model that ensures an efficient use of capitalization grants and loan repayments to further reduce the unliquidated obligations.

Goal #2: Continue efforts to inform public water supply systems of the availability of funds, benefits of the DWSRF program, and funding process improve-

ments. The Division planned significant efforts to inform LGUs of the availability of funds, benefits of the DWSRF program, and funding process improvements. Division staff attended and spoke at several events throughout the past year. Also, Division staff have provided training opportunities for both those who wish to apply to the DWSRF program and those who have received funding. Section 1.3 provides a more in-depth discussion related to outreach efforts.

Goal #3: Continue the pace of the program by using cash flow modeling to increase assistance to public water supply systems, improving the efficiency of fund operations, and reducing unliquidated obligations. To increase the amount of assistance to public water supply systems and improve the efficiency of the program, the Division continued cash flow modeling. The effect has been a reduction of unliquidated obligations to zero percent of DWSRF for projects.

4.6.2 Long-Term Goals

In addition to short-term goals, the Division developed long-term goals that will be implemented over the course of several years. The following discusses each of the long-term goals and how the Division has either begun or will implement these long-term goals.

Goal #1: To support the North Carolina goal of assuring safe and healthy drinking water for state residents and visitors served by public water supplies. To achieve this goal, the Division emphasizes loans to eligible public water supply systems to address acute health risks as a priority and provides loans to eligible public water supply systems to allow consolidation of non-viable public water systems with systems having adequate capacity.

Goal #2: To continue efforts to streamline the funding process to ensure the funds are used in an expeditious and timely manner in accordance with the SDWA and applicable state laws as required by §1452(g)(3)(A) of the SDWA. The Division shifted the DWSRF program from a ready-to-proceed model to a competitive model. All projects are now on a 24-month schedule, from receiving funding to initiation of construction.

Additionally, the Division has shifted to a cash flow model that ensures an efficient use of capitalization grants and loan repayments to further reduce the unliquidated obligations.

Goal #3: To ensure the technical integrity of DWSRF projects through diligent and effective planning, design, and construction management. Through the funding process (e.g., engineering report review, plans and bid documentation review, contract review, and construction inspection), Division staff ensure the drinking water infrastructure projects that are being funded through the DWSRF are technically sound facilities that will be compliant with all federal and state regulations.

Goal #4: To ensure long-term viability of the DWSRF program through effective financial practices. By changing its funding process schedule, the Division has ensured that not only will funds flow out in a timely manner, but they also will be repaid in a timely manner. As the pace from funding to construction increases, loan repayments then begin sooner, therefore making revolving funds available sooner for additional loans. In addition, all funds/projects are managed in accordance with federal and state requirements. All fund investments are managed by the State Treasurer's office; however, the Division seeks to maximize loans to applicants, resulting in minimum fund balances managed by the state treasurer's office.

Goal #5: Ensure the priority system reflects the NCDEQ's and Authority's goals. Every year, as the IUP is prepared, the Division reviews the Priority Rating System utilized to score applications during each review cycle. Additionally, Division staff present the Authority with recommendations related to the priority systems for their review and approval, to be included in future funding rounds.

Goal #6: To provide technical and financial assistance to public water supply systems in adapting to changing drinking water quality standards and maintaining the health objectives of the SDWA. The Division has continued and will continue to offer set-aside funds via DWR to provide technical assistance to water system representatives.

Goal #7: To implement a capacity development strategy that may use innovative strategies and solutions to help public water supply systems improve compliance. The Division continued to supply set-aside funds to DWR to support activities related to reviewing water systems' financial and managerial capabilities.

4.6.3 Minority Business Enterprise / Women Business Enterprise Goals

In the DWSRF grant agreement, the Division negotiated the following objectives and goals related to small, minority, and women's business enterprises (MBE/WBE): a fair share objective of \$250,000 split as follows: (1) 10.9 percent to go to MBEs and split across construction, supplies, services, and equipment and (2) 10.4 percent

to go to WBEs and split across construction, supplies, services, and equipment. The total amount of MBE procurement during FY 2020-2021 was 1.08 percent. The total amount of WBE procurement during the same time was 26.00 percent of total procurement.

5.0 Community Development Block Grant for Infrastructure

The Community Development Block Grant (CDBG) Program is a comprehensive community development program overseen by the U.S. Department of Housing and Urban Development (HUD). The N.C. Department of Commerce serves as the cognizant agency in North Carolina. In 2013, the North Carolina General Assembly moved most of the annual appropriation from the Department of Commerce to the N.C. Department of Environmental Quality's newly formed Division of Water Infrastructure, with instructions to fund critically needed public water and sewer infrastructure.

All non-entitlement municipalities are eligible to apply for the Community Development Block Grant – Infrastructure (CDBG-I) program. Entitlement municipalities receive funds directly from HUD. North Carolina's 24 entitlement municipalities are: Asheville, Burlington, Cary, Chapel Hill, Charlotte, Concord, Durham, Fayetteville, Gastonia, Goldsboro, Greensboro, Greenville, Hickory, High Point, Jacksonville, Kannapolis, Lenoir, Morganton, New Bern, Raleigh, Rocky Mount, Salisbury, Wilmington, and Winston-Salem.

In addition, all counties are eligible to apply for CDBG-I funds except for Mecklenburg County, Wake County, Un-

ion County, and Cumberland County, which have been designated by HUD as urban entitlement counties. As entitlement counties, neither the counties nor their municipalities are eligible for Small Cities funding, except for the towns of Holly Springs and Linden.

The CDBG-I program continues to see strong demand for infrastructure grants due to the significant need for water infrastructure investment, training conducted across the state, and assistance in helping applicants navigate CDBG requirements. The CDBG-I program remains a major source of grants for infrastructure. It is the largest source of grants administered by the Division of Water Infrastructure.

Awards are conducted after a competitive application process using the Priority Rating System approved by the State Water Infrastructure Authority (Authority), CDBG-I staff review and rank each complete, eligible application. CDBG-I staff present the final funding scenario to the Authority for consideration and award. The maximum award in the CDBG-I program is \$2.0 million.

5.1 Award of Regular FFY 2019-2020 Funds

In 2020, the State of North Carolina received \$48,537,754 in CDBG State funds. The CDBG-I 2020 appropriation from that funding was \$25,831,793. On November 23, 2020, the Division received 39 applications requesting funding from the CDBG-I program, in the total of \$70,122,833.50. The sum of funds requested in complete, eligible applications was \$66,123,432.25.

In addition, the CDBG-I program had \$1,616,348.08 in FFY 2014-2015 de-obligated funds, and \$817,546.31 in de-

obligated FFY 2015-2016 funds. On February 14, 2021, HUD announced that the U.S. Treasury would recapture unspent FFY 2014-2015 CDBG funds in September 2022, and unspent FFY 2015-2016 CDBG funds in September 2023. Therefore, on April 14, 2021, the Authority awarded 17 projects with split funding from de-obligated and regular appropriation funds. Each funded project received two grants (with the exception of the Town of Enfield, which received three): (1) an initial “planning grant” and (2) a larger “construction grant”. Fourteen communities re-

ceived planning and construction grants and three communities (Robbinsville, Benson, and Enfield) received planning grants from FFY 2019-2020 funds. Construction grants for Robbinsville, Benson, and Enfield would come from the FFY 2020-2021 appropriation.

The initial “planning grant” would fund activities needed to get the project into construction, a benchmark called “release of funds”. This funding would come out of the FFY 2014-2015 and FFY 2015-2016 de-obligated appropriations and will fund 100 percent of the cost of the engineering report and the environmental review and provide 60 percent of the budgeted amount for grant administration. The grant administration funds cover the compliance plans required to be completed, the quarterly reports, the semi-annual Labor Standards reports and the Annual Performance Report for the time period of the planning grant. Completion of the work in these grants will allow the “release of funds” and allow communities to move into design and specs, easement acquisition, permitting, and construction.

The second “construction” grant would fund activities from final design and specifications forward through con-

struction and provide the remaining 40 percent of grant administration funding to finance the reporting, the interviewing of construction workers to assure Davis-Bacon Act compliance, and the quarterly activities required in the Fair Housing Plan, among other things.

Summary of the FFY 2019-2020 Funding Round:

- Number of FFY 2019-2020 Applications Received: 39
- Total Communities Awarded New Grants: 17
- Total New Grants Awarded in April 2021: 14 complete projects (planning and construction) and 3 planning grants.
- FFY 2019-2020 Dollar Amount Awarded: \$25,831,793.00
- FYF 2014-2015 Dollar Amount Awarded: \$743,327.00
- FFY 2015-2016 Dollar Amount Awarded: \$765,256.00

Table 5.1 shows the projects awarded with the regular FY2020 appropriation. See Figure 5.1 on Page 5 for their location.

Table 5.1. Awards Made with FFY 2019-2020 Appropriation - Fourteen Construction Grants and Three Planning Grants				
Grantee	County	Project Name	Overall Project Description	Funding Amount
Selma	Johnston	Selma Sewer Rehabilitation/Replacement Project	Construction Grant for: Rehabilitate/replace approximately 6,505 LF of old sewer lines and 33 manholes	\$1,883,349.00
Mount Olive	Wayne	Sewer Line Rehabilitation Project	Construction Grant for: Rehabilitate/ replace of approximately 8,800 LF of old sewer lines and 31 manholes	\$1,864,000.00

Table 5.1. Awards Made with FFY 2019-2020 Appropriation - Fourteen Construction Grants and Three Planning Grants (cntd.)

Grantee	County	Project Name	Overall Project Description	Funding Amount
Fairmont	Robeson	Brown Street Pump Station Improvements	<i>Construction Grant for:</i> Rehabilitate/ replace of the existing Brown Street pump station and make improvements to approximately 51,000 LF of discharge force main along NC Hwy 103	\$1,903,000.00
Madison	Rockingham	Sanitary Sewer System Rehabilitation	<i>Construction Grant for:</i> Rehabilitate 7300 LF sewer lines	\$1,917,400.00
Saratoga	Wilson	2020 Gardner School Road/Daiselle Place/Pitt Road Sewer Extension	<i>Construction Grant for:</i> Extend and connect public sewer service to homes in Saratoga's ETJ and eliminate 22+/- failing septic systems. Plus an 80 GPM wetwell wastewater pump station will be installed	\$1,545,173.00
Saint Pauls	Robeson	Wastewater Treatment Plant Relocation	<i>Construction Grant for:</i> Abandon the existing wastewater treatment plant located within the 100-year floodplain of the Big Marsh Swamp, and construct a new pump station and force main to an alternative site and construct a new wastewater treatment plant at the new site	\$1,864,000.00
Rowland	Robeson	Sanitary Sewer System Improvements	<i>Construction Grant for:</i> Replace approximately 4,700 LF gravity sewer lines and 16 manholes	\$1,905,000.00
Chadbourn	Columbus	S. Wilkes Street Gravity Sewer Replacement	<i>Construction Grant for:</i> Rehabilitate /replace approximately 5,770 LF of sewer lines	\$1,910,800.00

Table 5.1. Awards Made with FFY 2019-2020 Appropriation - Fourteen Construction Grants and Three Planning Grants (cntd.)

Grantee	County	Project Name	Overall Project Description	Funding Amount
Dunn	Harnett	Dunn CDBG-I Sewer Rehabilitation/ Replacement Project	<i>Construction Grant for:</i> Rehabilitate/ replace approximately 13,625 LF of sewer lines and 56 manholes.	\$1,890,769.00
Roseboro	Sampson	2020 Sewer Improvements	<i>Construction Grant for:</i> Replace approximately 6,250 LF of gravity sewer lines and associated appurtenances.	\$1,861,200.00
Scotland Neck	Halifax	Phase VI WWTP Improvements	<i>Construction Grant for:</i> Repair, rehabilitate, and/or replace components of a 52-year-old WWTP treatment process units	\$1,915,000.00
Maxton	Robeson	CDBG-I Water Infrastructure Project	<i>Construction Grant for:</i> Replace approximately 12,729 LF of water mains and associated infrastructure	\$1,877,803.00
Bryson City	Swain	Carringer Street Sanitary Sewer Collection Line Improvements	<i>Construction Grant for:</i> Replace approximately 4,100 LF sewer lines, manholes and related appurtenances.	\$1,395,600.00
Burnsville	Yancey	Main Sewer Interceptor (West) Improvements	<i>Construction Grant for:</i> Replaces approximately 12,999 LF of sewer lines, 120 sanitary sewer taps, 20 sewer service taps, and rehabilitates 58 manholes	\$1,874,600.00
Robbinsville	Graham	Sewer Collection Line Improvements	<i>Planning Grant for:</i> Replace approximately 3,200 LF of sewer lines and replace approximately 18 manholes	\$114,460.00
Benson	Johnston	Benson CDBG-I Sewer Replacement/Rehab Project	<i>Planning Grant for:</i> Rehabilitates approximately 20,242 LF sewer lines	\$88,360.00

Table 5.1. Awards Made with FFY 2019-2020 Appropriation - Fourteen Construction Grants and Three Planning Grants (cntd.)

Grantee	County	Project Name	Overall Project Description	Funding Amount
Enfield (split-funded)	Halifax	2020 Sewer Phase 5 Project	<i>Planning Grant for:</i> Replace or rehabilitate 3,600 LF of gravity sewer, 19 manholes, 49 sewer services, and appurtenances	\$21,279.00
Total FFY 2019-2020 Funds Awarded:				\$25,831,793.00

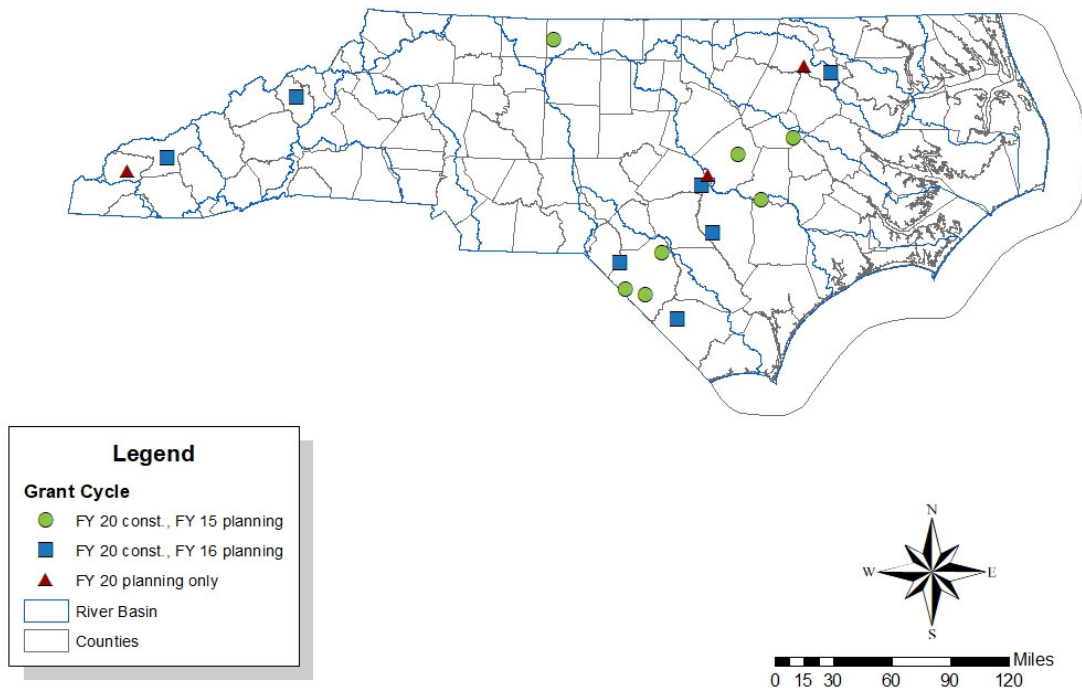


Figure 5.1. Distribution of CDBG-I FFY 2019-2020 Projects Awarded in April 2021

As mentioned, in addition to the FFY 2019-2020 appropriation awards, the Authority approved the award of de-obligated funds to communities in need of additional

funding to complete projects. These awards are shown in Tables 5.2 and 5.3.

Table 5.2. Planning Grants with De-obligated FFY 2014-2015 Funds

Grantee	County	Project Name	Amount Awarded
Selma	Johnston	Selma Sewer Rehabilitation/Replacement Project	\$116,460.00
Mount Olive	Wayne	Sewer Line Rehabilitation Project	\$136,000.00
Fairmont	Robeson	Brown Street Pump Station Improvements	\$97,000.00
Madison	Rockingham	Sanitary Sewer System Rehabilitation	\$82,600.00
Saratoga	Wilson	2020 Gardner School Road/Daiselle Place/ Pitt Road Sewer Extension	\$80,267.00
Saint Pauls	Robeson	Wastewater Treatment Plant Relocation	\$136,000.00
Rowland	Robeson	Sanitary Sewer System Improvements	\$95,000.00
Total FFY 2014-2015 Funds Awarded:			\$743,327.00

Table 5.3 Planning Grants with De-obligated FFY 2015-2016 Funds

Grantee	County	Project Name	Funding Amount
Chadbourn	Columbus	S. Wilkes Street Gravity Sewer Replacement	\$89,200.00
Dunn	Harnett	Dunn CDBG-I Sewer Rehabilitation/Replacement Project	\$108,360.00
Roseboro	Sampson	2020 Sewer Improvements	\$138,800.00
Scotland Neck	Halifax	Phase VI WWTP Improvements	\$85,000.00
Maxton	Robeson	CDBG-I Water Infrastructure Project	\$121,496.00
Bryson City	Swain	Carringer Street Sanitary Sewer Collection Line Improvements	\$97,000.00
Burnsville	Yancey	Main Sewer Interceptor (West) Improvements	\$125,400.00
Enfield (split-funded)	Halifax	2020 Sewer Phase 5 Project	\$30,721.00
Total FFY 2015-2016 Funds Awarded:			\$795,977.00

5.2 Supplemental Grants or Additional Funds to Current Grantees Using De-Obligated Funds

Occasionally current CDBG-I grantees have a situation where their construction bids come in over the initial grant budget and they are not able to trim the construction scope of work without risking their fifty-one percent (51 percent) low-to-moderate income (LMI) eligibility. In these situations, if the grantee has not hit their two million (\$2 million) grant maximum and CDBG-I program has either de-obligated funds within the same fiscal year or older de-obligated funds, the CDBG-I program will provide the grantee additional funds to cover the construction bids overruns.

funds for current grantee projects. The Authority approves and awards grants exclusively to new grantees. The Authority allows the CDBG-I staff to give additional grants and/or funds to current grantees based on construction bid overages. During SFY 2020-2021, CDBG-I staff has provided the following additional grants using older de-obligated funds, de-obligated funds from the same fiscal year they were initial awarded, or in some rare cases additional grants from multiple funding years. Table 5.4 shows these additional grant funds provided using de-obligated funds.

The Authority does not approve these additional grants or

Table 5.4. Supplemental Grants or Additional Funds to Current Grantees using De-obligated Funds

Grantee	Award Type	FFY of Additional Grant or Funding	Total of Additional Grant or Funding	Total Grant Funding / Awards
Parmele	Supplemental grant for their FY18 funded project	FFY 2014-2015	\$ 302,000	\$2,000,000.00
Plymouth	Additional funds for their FY18 funded project (funded originally with FY15 funds)	FFY 2014-2015	\$ 136,770	\$ 641,320.00
Greenevers	Additional funds for their FY16 funded project	FFY 2015-2016	\$ 191,350	\$ 1,830,150.00
Faison	Additional funds for their FY17 funded project	FFY 2016-2017	\$ 65,185.03	\$ 1,376,700.03
Jackson County*	Supplement grant for their FY09 school water/sewer infrastructure project*	FFY 2010-2011*	\$ 94,942*	\$1,288,707.00
	Supplement grant for their FY09 water/sewer infrastructure project*	FFY 2012-2013*	\$ 193,765*	
Total additional grants / funds to current grantees (only CDBG-I program funds)			\$ 695,305.03	
Total additional grants and/or funds to current grantees (all funding programs)			\$984,012.03	

**Jackson County was originally awarded old deobligated Department of Commerce funds to improve their onsite water and sewer infrastructure. The additional funds/grants were provided by the Department of Commerce to cover construction bid overruns after CDBG-I made a request on behalf of the County.*

5.3 Projects Closed in SFY 2020-2021

Thirteen projects were closed during SFY 2020-2021 (see Table 5.5). Closing a project means that all construction is finished, all bills are paid, all

compliance requirements have been met, and an audit has been performed to account for all funds spent.

Table 5.5. CDBG-I Projects Closed During SFY 2020-2021

Grantee	County	Description of Project	Project Cost	Date Closed
Elm City	Wilson	Replaced water lines and associated infrastructure	\$787,948.26	7/23/20
Rhodhiss	Burke	Replaced water lines with associated infrastructure	\$1,366,606.54	10/1/20
Rhodhiss	Burke	Replaced sewer lines and manholes	\$1,571,582.53	10/1/20
Selma	Johnston	Installed gravity sewer force main and expanded existing pump station	\$1,147,093.04	11/19/20
Saratoga	Wilson	Installed sewer line and associated infrastructure and connect 10 units	\$1,480,001.36	4/13/21
Faison	Duplin	Replaced sewer lines	\$688,485.00	5/6/21
Tabor City	Columbus	Rehabilitated existing pump station and connected 5 units	\$2,000,000.00	5/13/21
Brunswick	Columbus	Replaced sewer line and connected 17 units	\$1,232,800.83	5/13/21
Troy	Montgomery	Replaced sewer lines and associated infrastructure	\$1,304,383.00	5/24/21
Yanceyville	Caswell	Constructed new aerobic digester and a digester storage tank for wastewater system	\$1,932,995.40	5/26/21
Warsaw	Duplin	Installed water lines	\$3,000,000.00	6/1/21
Roper	Washington	Rehabilitated and replaced existing treatment units at wastewater treatment plant	\$1,048,495.80	6/9/21
Roper	Washington	Rehabilitated and replaced sewer lines and manholes	\$1,092,000.00	6/9/21
Total Amount of Projects Closed:			\$18,652,391.76	

5.4 Regulations Governing CDBG-I Program

Local government grantees are required to comply with several federal regulations covering everything from local housing policy to civil rights. The primary regulations grantees are required to follow include:

The Fair Housing Act (Title VIII of the Civil Rights

Act of 1968); the Civil Rights Act of 1964, and the Housing and Community Development Act of 1974, and related regulations at 24 CFR 570.487 and 24 CFR 5.150 through 5.180. The Fair Housing Act is at the core of the CDBG program. Both the State of North Carolina and each local government grantee certifies to affirm fair

housing. The purpose of the Fair Housing Act is to promote fair housing choice, foster inclusive communities free from discrimination, and to help grantee communities take meaningful actions to overcome historic patterns of segregation; racially and ethnically concentrated areas of poverty, disparities in access to opportunity, and disproportionate housing needs.

Title VI of the Civil Rights Act of 1964. Title VI prohibits discrimination based on race, color, or national origin. Local government grantees are required to develop a Language Access Plan to address communications with citizens who primarily speak another language.

Section 3 of the Housing and Urban Development Act of 1968, and related regulations at 24 CFR Part 75.

Section 3 requires recipients of a HUD-funded project, to the greatest extent feasible, make good faith efforts to establish priorities for training, employment and contracting opportunities for Targeted Section 3 Workers, Section 3 Workers, and Section 3 Business Concerns. Section 3 is race and gender neutral.

Section 504 of the Rehabilitation Act of 1973, and related regulations at 25 CFR Part 8.

Section 504 requires that the local government recipient make facilities used by employees accessible to and usable by individuals with disabilities. If undue hardship would result from the change, the local government must identify other options to provide accessibility to programs for individuals with disabilities. Grantee local governments perform an evaluation and develop and adopt a grievance procedure and a nondiscrimination policy.

Davis-Bacon Act and Related Labor Standards. Davis-Bacon Act requires that workers on a CDBG-funded project are paid a wage appropriate for the work classification and location of the project. The related labor standards provide for an eight-hour workday and prohibit kick-backs on the job. Grantee local governments monitor construction pay rolls for compliance with the Davis-Bacon Act.

Uniform Administrative Requirements, Cost Principles and Audit Requirements for Federal Awards, as found in 2 CFR Part 200. This new regulation spells out procurement procedures, contract requirements and cost allowances for projects funded with federal dollars.

National Environmental Protection Act, and associated regulations at 24 CFR Part 58. Grantee local governments are required to develop environmental documents depending on the projected impact of the project on the environment. The liability for the accuracy of the documents falls on the local government leadership.

Consolidated Submissions for Community Planning and Development Program, at 24 CFR Part 91 and 24 CFR Part 570. Grantee local governments are required to develop citizen participation plans and conduct extensive outreach to citizens to allow for the widest level of community participation possible.

These regulations require training of both the grantee local government officials and their consultants, to ensure a compliant CDBG-I program.

5.5 Outreach and Training

5.5.1 How-to-Apply Training for the September 2021 Applicants

The application cycle begins in the spring with “CDBG-Only” How-to-Apply workshops. Typically, these workshops are held across the state, usually at Council of Government offices. However, due

to COVID-19, one “CDBG-Only” How-to-Apply workshop was held virtually, using WebEx, on May 5, 2021. A total of 63 representatives from local government units (LGUs), as well as consulting and engineering firms, at-

tended the online workshop. Participants were given a copy of the PowerPoint presentation, the CDBG-I Priori-

ty Rating Guidance and shown where additional references could be found on the Division website.

5.5.2 Procurement Training

To ensure new grantees procured for grant administrators and project engineers in accordance with the CDBG-I Program Procurement Policy, an online training session, via WebEx, was provided on May 4, 2021 for local officials and community staff. Thirty-

eight individuals participated in the training and received a copy of the CDBG-I Program Procurement Policy, training slides, quizzed on what they learned to ensure compliance.

5.5.3 Section 3 New Rule (24 CFR 75) Informational Session

Occasionally, HUD releases new or updated final federal regulations for the CDBG program. Last winter, a new Section 3 rule was published in the Federal Registry, effective November 30, 2020, with a compliance date of July 1, 2021. All commitments (new grants) that occur after the effective date must adhere to the new rule, while previous commitments (grantees) will adhere to the old Section 3 rule (24 CFR 135). The compliance date allowed states and other entities impacted by the new rule time to modify documents and prepare for

fully complying with the final rule when reporting Section 3 information. Therefore, to convey the components of the new rule and its reporting requirements, CDBG-I staff held an online information session using WebEx for current grant administrators, project engineers, and local staff. Forty-seven individuals participated in this information session and received the new Section 3 goals, HUD’s Section 3 FAQs handout, and the PowerPoint presentation, with additional information to be provide on the Division website at a later date.

5.5.4 Environmental Review Training

After awards of the FFY 2019-2020 funding were made in April 2021, environmental review training was held in June 2021. These trainings were presented in three locations by Division staff. Due to COVID-19 capacity restrictions, space was limited to new

grantees and their environmental preparers first, and, if space allowed, additional individuals. Staff and attendees complied with COVID-19 restrictions on gatherings, face masks and social distancing. Table 5.6 shows the number of attendees for this training.

Table 5.6. CDBG-I Environmental Review Training for New Grantees

Date	Training Location	Number of Attendees
6/11/21	Lumber River COG, Pembroke	20
6/24/21	High Country COG, Boone	9
6/29/21	Martin County Tele-center, Williamston	13
Total Attendees:		42

In addition to the in-person training, the Division offered an online version of the environmental review training for individuals who need recertification. Certification tests

were due on June 30, 2021. Seven people re-certified via the online method.

5.5.5 Compliance Training

CDBG-I grant recipients are responsible for compliance with nearly a dozen federal regulations. Certain compliance activities such as Fair Housing Act activities, Section 3 tracking, and fair housing promotion occur throughout the life of the project. To ensure awareness and understanding of the numerous compliance areas, a “30,000-foot view of CDBG compliance” mandatory training workshop was presented by the CDBG-I Compliance Specialist in June 2021 in three locations for the new FFY 2019-2020 grantees. Each location had lim-

ited capacity due to COVID-19; therefore, attendance was limited to two staff members from each community first, then the remaining spaces were available to interested persons (typically potential grant administrators on these projects). Participants received copies of the presentation, compliance plans and policy templates, CDBG-I Program Three Day Rule Policy, and the new CDBG-I Implementation Manual. Table 5.7 shows a summary of training attendance.

Table 5.7. CDBG-I Compliance Training for New Grantees		
Date	Training Location	Number of Attendees
6/10/21	Lumber River COG, Pembroke	20
6/23/21	High Country COG, Boone	12
6/30/21	Martin County Telecenter, Williamston	18
Total Attendees:		50

6.0 State Wastewater Reserve and State Drinking Water Reserve

The State Reserves afford recipients the opportunity to improve their infrastructure in many ways. Through the State Wastewater Reserve (SWWR) and State Drinking Water Reserve (SDWR), the Division of Water Infrastructure (Division) and the State Water Infrastructure Authority (Authority) have worked together to offer combinations of loans and grants based on affordability criteria. Additionally, Asset Inventory and Assessment (AIA) grants and Merger / Regionalization Feasibility (MRF) grants continue to provide a vital resource for recipients desiring to shift from reactive to proactive management. Highlights from the State Reserve Program include the following:

- The Authority awarded 19 projects (including the first grant from the SDWR since the Connect NC Bond program[2016 to 2018]) for a total of approximately \$28.7 million.
- The Authority awarded 31 AIA grants for a total of approximately \$4.4 million.
- The Authority awarded ten MRF grants for a total of \$500,000.
- The Division continued to experience a demand for AIA grants that exceeds the availability of funds.
- The Authority awarded grants to all complete and eligible MRF applications, a trend that has continued since the inception of this program.

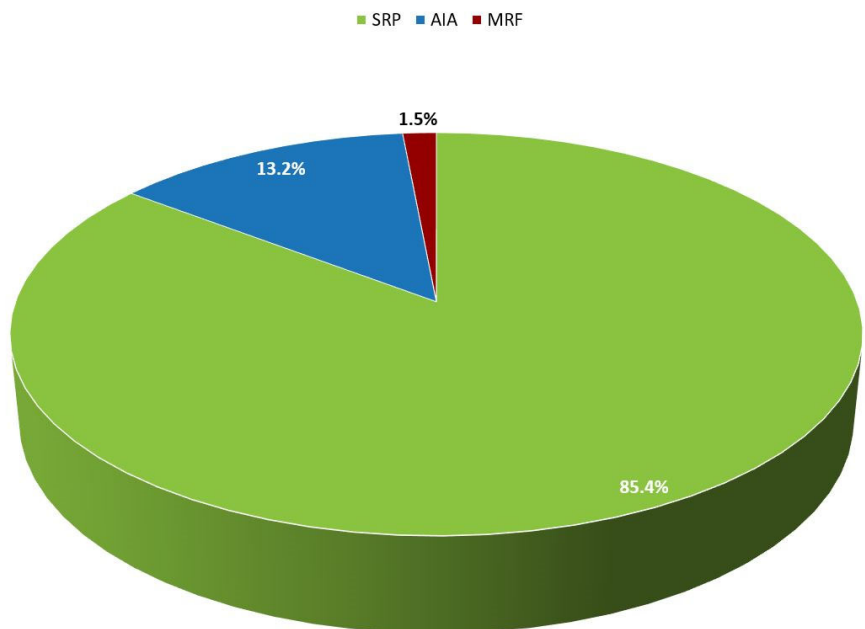
In FY 2017-2018, the Division and Authority completed an analysis of offering grant / loan combinations based on affordability criteria and made minor changes to the affordability criteria,

which were implemented in FY 2018-2019. The grant / loan combinations continued to be offered in FY 2020-2021. Additionally, the Authority began reviewing proposed revisions to the affordability criteria and intended to provide final approval of these revisions at the beginning of FY 2021-2022.

As part of the Water Infrastructure Fund statutes, G.S. 159G-26(a) requires an annual report on the status of the State Reserves for the previous state fiscal year. For the purposes of this report, the most recently completed state fiscal year is FY 2020-2021, which covers Authority awards for two funding rounds: July 2020 (application intake date: April 2020) and February 2020 (application intake date: September 2020).

This chapter contains the following sections: (1) Overview

Figure 6.1. Percentage of State Reserve Funding by Program for FY 2020-2021



of Programs (2) Available Funds, and (3) Financial Health.

Figure 6.1 on the previous page shows the percentage of

funds awarded for each program (see Sections 6.1.1 through 6.1.3). Table 6.1 shows the amount awarded by the Authority for each program.

Table 6.1 Summary of State Reserve Funding for FY 2020-2021	
Program	Amount Funded
State Reserve Program	\$28,718,553
Asset Inventory and Assessment Grants	\$4,425,000
Merger / Regionalization Feasibility Grants	\$500,000
Total Funded:	\$33,643,553

6.1 Overview of Programs

The Division offers both construction and non-construction funding through the State Reserves. The construction programs enable recipients to fund water and wastewater construction projects that address infrastructure needs such as failed infrastructure, expansion, or rehabilitation and replacement.

The Division uses affordability criteria to determine grant / loan percentages. These criteria focus on applicant size, economic condition, utility bills, and project cost per connection and enable the Division and Authority to target limited grant funding to the smallest, neediest communities within the state (see Chapter 2 for more information). At the April 2021 Authority meeting, Division staff presented information related to proposed changes to the affordability criteria. The Authority intended to approve these changes at its July 2021 meeting, which is beyond the scope of this annual report.

The non-construction grants offered through the State Reserves provide a mechanism for applicants to study various issues facing their systems, ranging from mapping their utilities to studying the feasibility of a merger or consolidation.

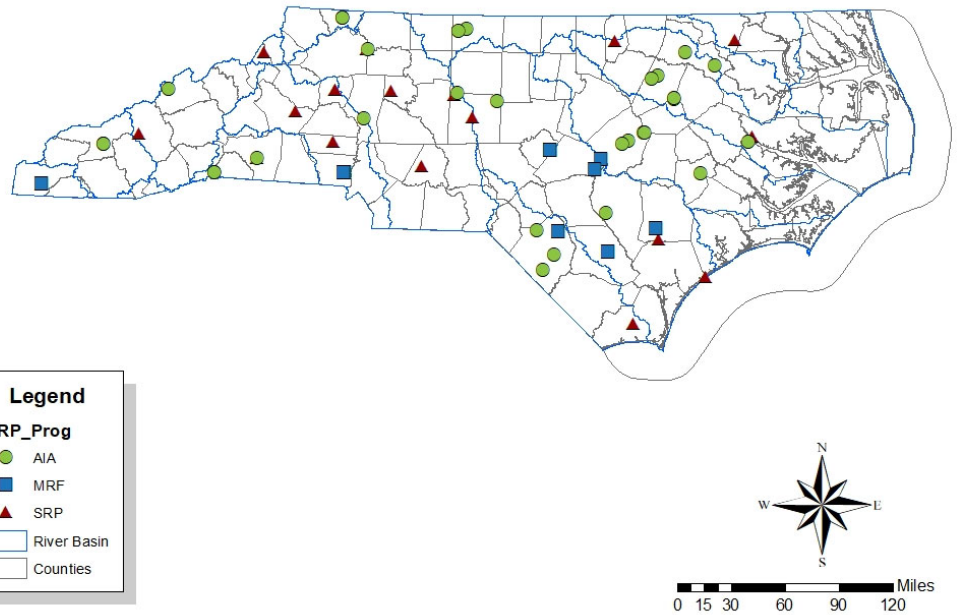


Figure 6.2. Distribution of Projects Funded through the State Reserves for FY 2020-2021

Figure 6.2 on the previous page shows the spread of projects funded by this program for FY 2020-2021. The fol-

lowing sections discuss each of these programs in more detail.

6.1.1 State Project Loans and Grants

The Division administers a State Reserve Project (SRP) program for construction projects that includes appropriated grants and revolving loans, which are awarded by the Authority, and the State Emergency Loan (SEL). The revolving loans may be at market rate or at a targeted interest rate.

The SRP program includes grants and low-interest loans. Loans offer a long-term source of funding because loan repayments are subsequently used for additional loans, hence the revolving nature of these funds. These loans can provide substantial costs savings to recipients because they do not have the federal conditions of other programs. The SRP program limits are as follows:

- The base-rate loan to a recipient is limited to three million dollars per fiscal year for each system type (water or wastewater). [G.S. 159G-36(c)(1)].
- The targeted-interest loan to a recipient is limited to three million dollars per three-year period for each system type (water or wastewater). [G.S. 159G-36(c)(2)].

The SRP program also contains a grant program that covers part or all of the construction costs associated with wastewater or water infrastructure. The purpose of the grants is to enable financially disadvantaged communities to address water quality or public health issues related to water infrastructure. Eligibility for grants is determined based on the affordability criteria. Grant amounts are limited to \$3 million every three years for each system type (water or wastewater) [G.S. 159G-36(c)(3)].

The Authority approved a Priority Rating System for the SRP portion of the State Reserves that is identical to the Priority Rating System used for the CWSRF and DWSRF programs so that Division staff can recommend the best funding available for applicants' projects. The Division

ranks projects based on (1) project purpose, (2) project benefits (3) system management, and (4) affordability. Additionally, the affordability criteria determine (1) the eligibility of a project for a grant and (2) the percentage of grant and loan offered to each applicant.

For the SRP program, applications during FY 2020-2021 were accepted in September 2020, and the Authority made awards in February 2021. Note that under the SRP program, the Division provides the Authority with a list of projects ranked according to prioritization score, and the Authority makes final funding determinations. During FY 2020-2021, the Division was able to fund 19 projects from the SRP program for approximately \$28.7 million. Out of the 19 projects, five received 100 percent grant funding, including the first one from the SDWR since the Connect NC Bond program. Appendix P provides a list of projects from the SRP program that the division funded in FY 2020-2021.

An emergency loan is available through the SRP in the event the Secretary of the Department of Environmental Quality certifies that either:

- A serious public health hazard related to the inadequacy of an existing wastewater collection system or wastewater treatment works is present or imminent in a community, or
- A serious public health hazard or drought emergency related to the water supply system is present or imminent in a community.

Applicants may submit an application for an SEL at any time during the year [G.S. 159G-39(b)]. Decisions regarding SEL loans are determined by the Department and not the Authority. In the last fiscal year, the Division did not fund any emergency loan projects.

6.1.2 Asset Inventory and Assessment Grants

For many LGUs, water and sewer infrastructure consists of old, buried infrastructure that a town or mill installed 50, 70, or 100 years ago. The varying ages and conditions of water infrastructure are a challenge for utility staff to manage. Asset Inventory and Assessment (AIA) grants are available to inventory the existing water and/or sewer system and document the condition of the inventoried infrastructure. These grants enable utilities to identify system components, determine the condition of critical components, establish capital costs and operating and maintenance costs, prioritize projects, and prepare a realistic capital improvement plan. Having this information empowers utilities to become more proactive in managing and financing their systems by identifying their most critical needs, thus ensuring that financing for capital improvements is used most efficiently.

These grants are available through the SWWR and SDWR and provide funds to LGUs and nonprofit water corporations. Each recipient must supply a match. Affordability criteria do not limit eligibility or grant percentages for this program but do play a role in the amount of match required from the applicant. Grants to a recipient are limited to \$150,000 over a period of three fiscal years for each

system type (water or sewer) [G.S. 159G-36(c)(5)].

For the AIA grants, Division staff evaluate and rank applications based on (1) project benefits, (2) system management, and (3) affordability, with a goal of prioritizing applications that reflect the greatest likelihood that information obtained through the grant will be utilized for future management of the system. Applicants supply in their application a narrative that Division staff evaluate. The Division provides the Authority with a list of applications ranked by prioritization score. The Authority makes final funding determinations.

In FY 2020-2021, the Division accepted applications for this program in September 2020, and the Authority made awards in February 2021. As is typical for all of the six funding rounds where the AIA has been offered, demand for these grants has exceeded funding supply for this past funding round, with approximately 28 percent of AIA applications funded. During FY 2020-2021, the Division funded 31 projects, for a total of approximately \$4.4 million. Appendix Q shows the AIA grants funded during FY 2020-2021.

6.1.3 Merger / Regionalization Feasibility Grants

Utilities may operate more efficiently under different organizational structures or by gaining economies of scale. Merger / regionalization feasibility (MRF) grants are available to determine the feasibility of consolidating the management of multiple utilities into a single utility operation, utilizing management companies, developing shared resources with other LGUs to provide regional treatment, and determining the best way of carrying out the consolidation or regionalization alternatives [G.S. 159G-33(a)(3)]. The purpose of these grants is to allow a utility to identify challenges, benefits, and implications and then work with potential partners. These MRF

grants are especially helpful for systems that may have compliance or viability concerns. These grants also offer a benefit to systems seeking opportunities to improve their operational efficiency by joining with another utility.

MRF grants to an applicant are limited to \$50,000 over a period of three fiscal years for each system type (water or sewer). Affordability criteria do not limit eligibility or grant percentages for this program [G.S. 159G-36(c)(4)]. Funded applicants receive 100 percent grant with no match required.

For the MRF grants, Division staff evaluate and rank applications based on (1) technical status, (2) organizational status, and (3) affordability, to prioritize those systems with fewer connections, more compliance issues, smaller staffs, greater financial barriers, or any combination of the above that may hinder system viability and the ability to self-fund or conduct a feasibility study. Applicants supply in their application a narrative that Division staff evaluate. The Division provides the Authority with a list of projects ranked by prioritization score. The Authority makes final funding determinations.

In FY 2020-2021, the Division accepted applications for this program in September 2020, and the Authority made awards in February 2021. Over the past year, the Division funded ten of these grants for a total of \$500,000. Three applications were for water systems while seven applications were for wastewater systems. Appendix Q shows the MRF grants funded during FY 2020-2021.

6.2 Available Funds

In FY 2020-2021, the General Assembly appropriated \$10.0 million in recurring grant funding due to the continuing resolution.

6.3 Financial Health

Table 6.2 shows the binding commitments made for the SRP, specially appropriated grants, AIA, and MRF grant programs during FY 2020-2021. Ongoing project costs continued to be reimbursed from the general loan, High Unit Cost Grant, AIA grants, MRF

grants, and special appropriations accounts. Appendix R shows the disbursements and remaining funds to be disbursed, while Appendix S contains the financial status of the State Reserve projects.

Table 6.2. Award Offers or Binding Commitments from State Reserve Funding for FY 2020-2021

Program	Number of Projects	Grant Amounts (\$)	Loan Amounts (\$)
SWWR ^a	2	\$3,000,000	\$4,500,000
SDWR ^a	5	\$372,375	\$14,915,225
AIA-SWWR ^b	16	\$2,280,000	\$0
AIA-SDWR ^b	13	\$1,930,000	\$0
MRF-SWWR ^c	7	\$350,000	\$0
MRF-SDWR ^c	3	\$200,000	\$0

^aSWWR = State Wastewater Reserves SDWR = State Drinking Water Reserves

^bAIA-SWWR = Asset Inventory and Assessment grants for the SWWR, AIA-SDWR = Asset Inventory and Assessment grant for the SDWR

^cMRF-SWWR = Merger / Regionalization Feasibility grant for the SWWR, MRF-SDWR = Merger / Regionalization Feasibility grant for the SDWR

7.0 Viable Utility Reserve Program

The Viable Utility Reserve (VUR) and Viable Utility Program (VUP) is the Division's newest funding program that was created by S.L. 2020-79. Currently, any local government unit (LGU) designated as distressed by the Authority and Local Government Commission (LGC) must enter the VU program, which contains several requirements these LGUs must fulfill. The VUR provides grant funding for these LGUs to complete both study grants and capital projects. During FY 2020-2021, the Division and Authority completed the following activities:

- The LGC and Authority developed and approved distressed criteria and designated 95 LGUs as distressed and put on hold designations for another 18 LGUs;
- The Authority awarded emergency operating grants (EOGs), totaling \$210,000, for LGUs under fiscal control of the Local Government Commission (LGC);

- The Authority awarded three study grants from the VUR for a total of \$750,000;
- The Division began developing the scope and delivery mechanism for the initial education program, which was anticipated to be approved by the LGC and Authority at the beginning of FY 2021-2022;
- The Authority approved a draft Priority Rating System for VUR study grants; and
- The Division began developing a short-term action plan template for use by LGUs designated as distressed.

This chapter discusses (1) the activities associated with creating the VU program; (2) the development of distressed criteria; (3) initial funding awarded from the VUR; and (4) other activities undertaken that are related to the VU program.

7.1 Program History

The Viable Utility Reserve (VUR) was created by the passage of House Bill 1087 in the 2019 Session of the General Assembly of North Carolina and ratification of Session Law 2020-79 on July 1, 2020. SL 2020-79 defines a "distressed unit", authorizes the development of evaluation criteria for distressed units, establishes the VUR as an account within the Water Infrastructure Fund, specifies the types of grants that can be awarded by the VUR, and sets forth requirements of distressed units. Additionally, the legislation committed a one-time appropriation of \$9 million to the VUR.

Since the passage of HB 1087, the Division has completed the following activities to develop the Viable Utilities Unit (VUU) and the program itself:

- Held one joint meeting between the Authority and the LGC, and multiple meetings between Division and

LGC staff as staff developed the VU programmatic requirements.

- Created the Viable Utilities Unit (VUU) within the Division to administer the VU program, and staffed the VUU with an engineering supervisor, engineer, and two program development coordinators. The Division anticipates fully staffing this unit in FY 2021-2022.
- Contracted directly with consulting firms to perform asset inventory and assessment, and alternatives analyses for two LGUs that are under fiscal control of the LGC: Cliffside Sanitary District and Kingstown.
- Helped coordinate and worked with three regional (County) partnerships addressing the needs of LGUs that are under fiscal control of the LGC, Kingstown (Cleveland County), Eureka and Pikeville (Wayne County), and Robersonville (Martin County). LGUs

participating in these three partnerships prepared and submitted AIA and MRF study grant applications.

- Initiated and participated in discussions with regional

partnerships addressing the needs of several other local government units designated as distressed.

7.2 Development of Distressed Criteria and Designation of Units

G.S. 159G-45 requires that the Authority and LGC develop distressed identification criteria and identify LGUs that would be designated as distressed. In conjunction with an Authority committee (the Viable Utility Committee [VUC]), Division staff worked with LGC staff to develop Identification Criteria that would be used to designate LGUs as distressed. The four criteria are as follows, and an LGU can be designated as distressed when any of the four Identification Criteria are met:

1. Identification Criterion 1: LGUs under fiscal control of the LGC
2. Identification Criterion 2: Missing audits for two years in a row
3. Identification Criterion 3: Assessment Criteria score
4. Identification Criterion 4: Other information

In November 2020, the Authority designated the Towns of Eureka, Bethel, and Kingstown, and Cliffside Sanitary District as distressed. The Town of Eureka and Cliffside Sanitary District met Identification Criterion 1, while the Towns of Bethel and Kingstown met the thresholds for Identification Criterion 3 at the time. The LGC also approved its designation of these LGUs as distressed in November 2020. In February 2021, the Authority designated the Town of Robersonville as distressed under Identification Criterion 1 and the Towns of Askewville, Ronda, and Wilkesboro as distressed under Identification Criterion 2. The LGC completed its designation of these LGUs as distressed at its February 2021 meeting.

Funding for the Towns of Bethel and Kingstown as well as Cliffside Sanitary District was approved by the Authority

at its December 2020 meeting and by the LGC at its February 2021 meeting.

The Assessment Criteria score (Identification Criterion 3) consists of parameters required by statute as well as other parameters within the infrastructure, organizational, and financial aspects related to North Carolina's Statewide Water and Wastewater Infrastructure Master Plan: The Road to Viability (the Master Plan) developed by the Authority in 2017. Points are scored for each parameter when a defined threshold indicating risk against viability is met. The more points scored by a local government unit under the assessment, the greater the risks faced by the local government. If an LGU with both water and wastewater utilities scored nine or more points, the Authority and LGC potentially could designate them as distressed. If an LGU is a single-service provider and scored eight points, then the Authority and LGC could potentially designate them as distressed.

In February 2021, the LGC designated 113 LGUs as distressed under Identification Criteria 3 (in addition to seven LGUs that had already been designated under Identification Criteria 1 and 2). Between February and April, Division staff sought comment from these LGUs. In April 2021, the Authority designated 89 LGUs as distressed with the remaining 18 LGUs' designations being placed on hold pending further review and information. Division staff notified the 89 LGUs of their designations and invited them to attend orientation sessions in June 2021 related to an overview of the VU program. More than 50 percent of these LGUs sent representatives to these meetings.

7.3 Viable Utility Programmatic Requirements

If an LGU is designated as distressed, they must fulfill the programmatic requirements specified in G.S. 159G-45(b). The following subsections discuss the

programmatic requirements the Division began developing in FY 2020-2021.

7.3.1 Initial Education

During FY 2020-2021, Division staff developed an initial education curriculum which elected officials and utility staff from LGUs designated as distressed would be required to attend. The basis of the curriculum would consist of four modules: utility management basics, infrastructure best management practices, organizational best management practices, and financial best management practices, the last three of which are based upon the best management practices found in the Master Plan and considered to be key components to viability of water and wastewater utilities.

The education delivery mechanism would consist of two approaches: in-person training and on-demand training. Those required to attend the training could choose one or the other or a hybrid approach of both.

For the in-person training, Division staff, LGC staff, and staff from resource agency partners would conduct all-day workshops placed regionally so that participants would not have long distances to travel. The in-person trainings

would begin and end with a quiz to ascertain knowledge acquisition. Training would be interactive and a combination of short lectures, group discussion, and case studies. If possible, a keynote speaker will provide peer-to-peer advice and encouragement.

The on-demand option would be an online training, instructed by staff of the Division and the LGC, and offered via the Advanced Municipal Leadership program offered by the NC League of Municipalities (NCLM) for a low fee set by the NCLM. The training would follow the four-module format; however, participants would have to complete a quiz after each module to move on to the next. Once they completed all modules, they would attend a live webinar discussion related to utility viability.

Division staff presented the plan for the initial education program to the Authority, as did LGC staff with the LGC. Both the Division and LGC passed draft ideas presented. Final approval is anticipated in FY 2021-2022.

7.3.2 Priority Rating System for VUR Study Grants

To ensure that the limited VUR funds reach those LGUs most in need of funding for study grants, the Authority and LGC passed a draft Priority System related to study grants only. Note that a Priority Rating System for capital projects will be developed during FY 2021-2022.

The Priority Rating System for study grants consists of two categories. Category 1 is for all LGUs that were designated as distressed under Identification Criteria 1 or distressed partners working with them. They were prioritized

to receive study grant funding. See Section 7.4 for more information related to these LGUs. Category 2 consists of all other LGUs that were designated as distressed. These LGUs will be placed into groups according to their Assessment Criteria scores as follows:

- ≥ 13 points
- 11 – 12 points
- 8 – 10 points.

Funding would be provided to those LGUs in the >13

points group first, and then proceed to provide funds for those in the 11-12 point group, followed by those in the 8-10 point group. If funding is not available to fully fund all the requests in a group, the LGUs will be prioritized by the points received for the Assessment Criteria parameters of revenue outlook, moratorium and service population, and those in partnerships to address the needs of multiple units.

The Authority and LGU both approved the draft Priority Rating System for study grants to go out to public comment. It is anticipated that final approval will be given during the first part of FY 2021-2022. The first round of applications related to VUR study grants from Category 2 are anticipated to be received in September 2021.

7.4 Financial Information

As previously indicated, the VUR was originally funded with \$9 million in non-recurring money. At the end of FY 2020-2021, the VUR had obligated \$995,000 in Emergency Operating Grants (EOG) and merger / regionalization feasibility (MRF), and AIA grants, leaving the fund with a balance of approximately \$8,005,000 at the start of FY 2021-2022. The Division anticipates a potential significant one-time increase in funding to the VUR from allocation from the American Rescue Plan Act (ARPA) to be included in the State’s FY 2021-2022 final biennial budget.

studies. The table below summarizes EOG obligations made in FY 2020-2021. One new EOG was executed, for the Town of Robersonville. The other two EOGs, for Cliffside Sanitary District and for Eureka, were originally awarded from the State Reserve Fund. However, following the creation of the VUR on July 1, 2020, the funding source for the balance of the grant was switched from the State Reserve to the VUR. This includes \$50,000 out of the original \$150,000 EOG for Cliffside Sanitary District, and \$95,000 out of the original \$200,000 EOG for the Town of Eureka. Table 7.1 itemizes these EOGs. Table 7.2 below summarizes study grant funding obligations made from the VUR in FY 2020-2021.

In FY 2020-2021, the Authority and LGC awarded funding for a variety of high priority EOGs and AIA / MRF

Table 7.1. Itemization of Emergency Operating Grant Funding from the VUR for FY 2020-2021

LGU	Approval Date	Offer Date	Grant Amount	Fiscal Year	VUR Funding
<i>Cliffside Sanitary District</i>	12/10/2019	2/17/2020	\$150,000	2019-2020	\$50,000
<i>Eureka</i>	9/20/2019		\$200,000	2019-2020	\$95,000
<i>Robersonville</i>	4/6/2021	4/27/2021	\$100,000	2020-2021	\$100,000
Total VUR EOG Funding for FY 2020-2021:					\$245,000

Table 7.2. Study Grant Funding from the VUR for FY 2020-2021

LGU	Approval Date	Offer Date	VUR Funding Award	Purpose
<i>Bethel</i>		3/12/2021	\$100,000	Technical support on merger agreement
<i>Cliffside Sanitary District</i>	12/2/2020	4/6/2021	\$400,000	AIA and alternatives analysis
<i>Kingstown</i>	12/2/2020	4/6/2021	\$250,000	AIA and alternatives analysis
Total VUR Study Grant Funding for FY 2020-2021:			\$750,000	



Appendix A
State Water Infrastructure Authority Members



APPENDIX A


State Water Infrastructure Authority Members

The nine-member State Water Infrastructure Authority (Authority) was created by the North Carolina General Assembly in 2013 to assess and make recommendations about the state's water and wastewater infrastructure needs and the funding programs available to the state's local governments. The members of the Authority as of June 30, 2020 are listed in Table A. In 2013, the General Assembly also established the Division of Water Infrastructure (Division) in the North Carolina Department of Environmental Quality. The state's major water-related infrastructure funding programs are located within the Division.


Table A. State Water Infrastructure Authority Members as of June 30, 2020

Cite § 159G-70.(b)	Position Requirements	Name	Title	Appointing Authority
(1)	Director of Division of Water Infrastructure* / Serves as Authority Chair	Shadi Eskaf – Chair	Director, Division of Water Infrastructure	Ex-Officio
(2)	Secretary of Commerce* / Familiar with Water or other Infrastructure Improvements for the Purpose of Promoting Economic Development	Melody Adams	Director, Rural Grants/Programs; Rural Development Division; Dept. of Commerce	Ex-Officio
(3)	Director of Local Government Commission* (Dept. of State Treasurer)	Sharon Edmundson	Deputy Treasurer, State and Local Finance Division; Secretary of the Local Government Commission	Ex-Officio
(4)	Professional Engineer in Private Sector Familiar with Wastewater Systems	Juhand Waller, PE	President, JC Waller & Associates	Governor
(5)	Knowledgeable about Federal Funding for Wastewater and Water Systems	Dr. Bernadette Pelissier		Governor
(6)	Knowledgeable about Urban Wastewater or Water Systems	Leila Goodwin	Water Resources Engineer	Senate Pro Tempore
(7)	Knowledgeable about Rural Wastewater or Water Systems	Ed Goscicki		Senate Pro Tempore
(8)	County Commissioner or Resident of a Rural County Knowledgeable about Public Health Services	Open		Speaker of the House
(9)	Familiar with Wastewater, Drinking Water and Stormwater Issues and State Funding Sources	Maria Hunnicutt – Vice Chair	Manager, Broad River Water Authority	Speaker of the House

* Or designee



Appendix B
Power and Duties of State Water Infrastructure Authority
(G.S. 159G-71)



APPENDIX B

Powers and duties of the State Water Infrastructure Authority (NCGS 159G-71)

North Carolina General Statute 159G-71 lists the following as the Authority's powers and duties:

1. Review recommendations for grants and loans submitted to it by the Division of Water Infrastructure
 1. Determine the rank of applications
 2. Select the applications that are eligible to receive grants and loans
 2. Establish priorities for making loans and grants, consistent with federal law
 3. Review the criteria for making loans and grants and make recommendations, if any, for additional criteria or changes to the criteria
 4. Develop guidelines for making loans and grants
 5. Develop a master plan to meet the State's water infrastructure needs
 6. Assess and make recommendations on the role of the State in the development and funding of wastewater, drinking water, and stormwater infrastructure
 7. Analyze the adequacy of projected funding to meet projected needs over the next five years
 8. Make recommendations on ways to maximize the use of current funding resources (federal, State, local) and ensure that funds are used in a coordinated manner
 9. Review the application of management practices in wastewater, drinking water, and stormwater utilities and to determine the best practices
 10. Assess the role of public-private partnerships in the future provision of utility service
 11. Assess the application of the river basin approach to utility planning and management
 12. Assess the need for a "troubled system" protocol
-



Appendix C
2019-2020 Loan and Grant Program Applications Received and
Funding Awarded in FY 2020-2021



APPENDIX C

FY 2020-2021 Loan and Grant Program Applications Received and Funding Awarded

Table C provides a summary of the applications received by the Division and funded by the Authority in FY 2020-2021.

Table C. Loan and Grant Program Applications Received and Funded in FY 2019-2020

Funding Program – FY 2020-2021 <i>Application Round</i>	Number of Complete, Eligible Applications Received	Number Applications Funded	Dollar Amount Requested in Complete, Eligible Applications	Dollar Amount Funded
Federal Community Development Block Grant – Infrastructure (CDBG-I) <i>Awarded April 2021</i>	39	17	\$70.1 million	\$27.3 million
Asset Inventory & Assessment (AIA) Grants (funded from State Reserve Program) <i>Awarded February 2021</i>	110	31	\$15.8 million	\$4.4 million
Merger/Regionalization Feasibility (MRF) Grants (funded from State Reserve Program) <i>Awarded February 2021</i>	10	10	\$500,000	\$500,000
Viable Utility Reserve Emergency Operating Grants <i>Awarded September 2020 and April 2021</i>	3	3	\$210,000	\$210,000
Viable Utility Reserve Study Grants <i>Awarded December 2020</i>	3	3	\$750,000	\$750,000
Wastewater Projects				
Federal-State Clean Water State Revolving Fund (CWSRF) ASADRA^a <i>Awarded July 2020 and February 2021</i>	119 ^b	11	\$747.5 million	\$52.1 million
Federal-State Clean Water State Revolving Fund (CWSRF) <i>Awarded July 2020 and February 2021</i>	150	48	\$1.0 billion	\$228.3 million
State Wastewater Reserve (grants and loans) <i>Awarded July 2020 and February 2021</i>		21		\$28.6 million
Drinking Water Projects				
Federal-State Drinking Water State Revolving Fund (DWSRF) ASADRA^a <i>Awarded July 2020 and February 2021</i>	19 ^b	11	\$189.4 million	\$52.5 million

Funding Program – FY 2020-2021 <i>Application Round</i>	Number of Complete, Eligible Applications Received	Number Applications Funded	Dollar Amount Requested in Complete, Eligible Applications	Dollar Amount Funded
Federal-State Drinking Water State Revolving Fund (DWSRF) <i>Awarded July 2020 and February 2021</i>	67	19	\$578.1 million	\$106.7 million
State Drinking Water Reserve (grants and loans) <i>Awarded February 2021</i>		1		\$1.1 million million
Totals:	c	164^d	\$2.6 billion	\$502.5 million

^aOn June 6, 2019, the President signed P.L. 116-20, the “Additional Supplemental Appropriations for Disaster Relief Act, 2019” (ASADRA). The Act provided funding for resiliency-focused projects at drinking water facilities and wastewater treatment works impacted by Hurricanes Florence and Michael. NC Session Law 2019-250 appropriated the necessary state match.

^bASADRA-eligible applications also eligible for regular SRF funds.

^cSince ASADRA applications were also eligible for regular SRF, number cannot be summed.

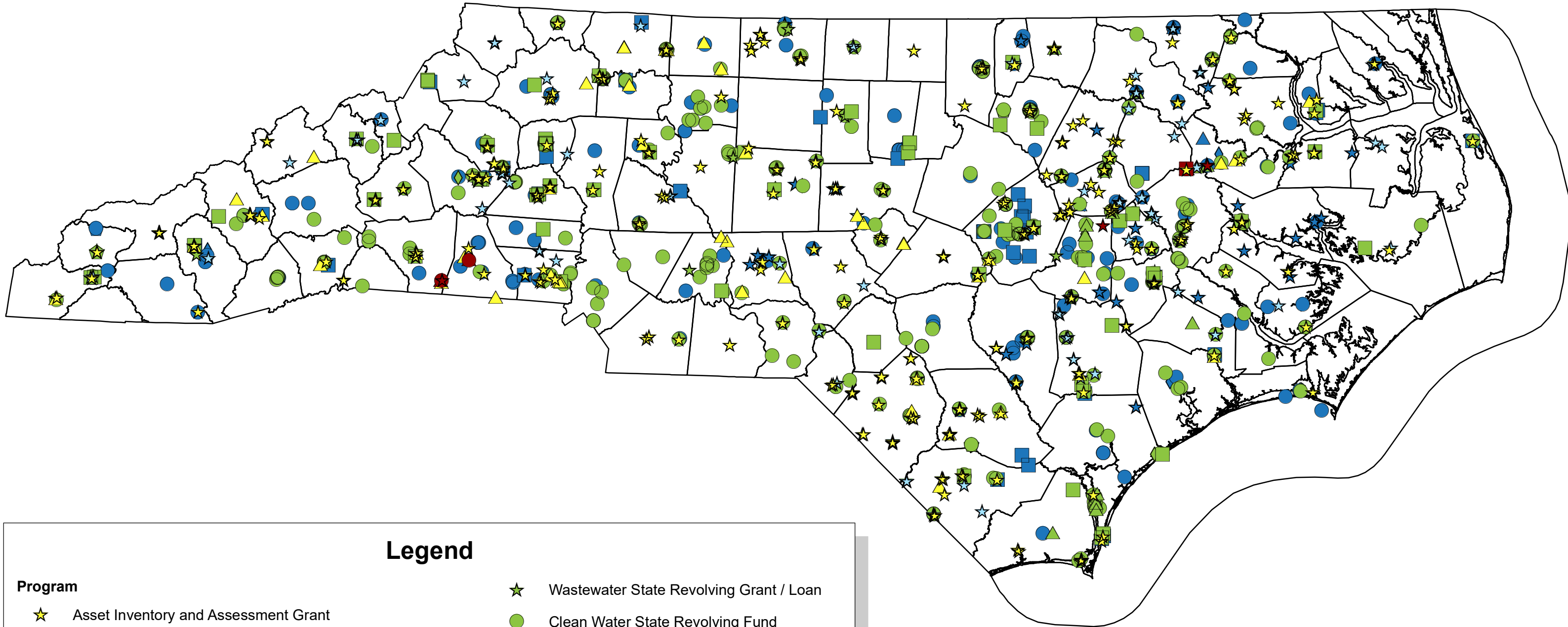
^dFour projects were co-funded from different funding programs and were therefore subtracted out of the total.



Appendix D
Projects Awarded by State Water Infrastructure Authority:
January 2014 through February 2021



Water and Wastewater Infrastructure Projects Funded from January 2014 to February 2021



Legend

Program

- | | | | |
|---|---|---|---|
| ★ | Asset Inventory and Assessment Grant | ★ | Wastewater State Revolving Grant / Loan |
| ▲ | Merger / Regionalization Feasibility Grant | ● | Clean Water State Revolving Fund |
| ★ | Community Development Block Grant - Infrastructure | ◆ | Wastewater Technical Assistance Grant |
| ★ | Viable Utility Reserve - Emergency Operating Grant | ◀ | Wastewater High Unit Cost Grant |
| ● | Viable Utility Reserve - Asset Inventory and Assessment Grant | ▲ | Drinking Water State Revolving Grant |
| ■ | Viable Utility Reserve - Merger / Regionalization Grant | ■ | Drinking Water State Revolving Loan |
| ▲ | Viable Utility Reserve - Rate Study Grant | ★ | Drinking Water State Revolving Grant / Loan |
| ◆ | Viable Utility Reserve - Other Study Grant | ● | Drinking Water State Revolving Loan |
| ▲ | Wastewater State Revolving Grant | ◆ | Drinking Water Technical Assistance Grant |
| ■ | WW-SRL | ◀ | Drinking Water High Unit Cost Grant |
| | | □ | Counties |



Appendix E
CWSRF Funds Distributed and Remaining



Funds Disbursed and Funds Remaining for Active Projects: FY 2020-2021

*Total Outlays by 6-month Period

Project #	Local Government Unit	Project	DEQ Funding Request	Actual Paid	Remaining
386-07	Jacksonville, City of	Wilson Bay Stormwater	\$ 477,988	\$ 443,961	\$ 34,027
522-03	Albemarle, City of	WWTP Headworks Improvements	\$ 3,165,647	\$ 2,982,271	\$ 183,376
505-01	Grover, Town of	Wastewater Project	\$ 1,283,355	\$ -	\$ 1,283,355
419-19	Raleigh, City of	Crabtree Basin Wastewater System Conveyance Improvements Phase II	\$ 37,500,000	\$ 28,222,454	\$ 9,277,546
399-08	Winston-Salem, City of	Muddy Creek Consolidated Pumping Sta.	\$ 70,534,623	\$ 67,140,607	\$ 3,394,016
487-10	Greenville, City of	Town Creek Culvert & BMP Retrofit	\$ 32,620,172	\$ 27,411,850	\$ 5,208,322
422-06	Anson County	Sludge Lagoon & Dam Repair Project	\$ 4,928,344	\$ -	\$ 4,928,344
377-11	Winston-Salem, City of	Power Generator System @ Muddy Creek WWTP - installation of a new 1,137 kw combin	\$ 6,003,772	\$ 5,693,124	\$ 310,648
502-07	Shelby, City of	Upgrade of WWTP composting facility	\$ 19,837,400	\$ 19,145,415	\$ 691,985
515-02	Franklin County	Franklinton Sewer Rehab	\$ 543,000	\$ 543,000	
834-04	Stanly County	Perform repairs, replacement, and upgrades to the WWTP and McCoy's Creek pump stati	\$ 7,332,819	\$ 2,187,067	\$ 5,145,752
389-21	Hickory, City of	Rehabilitate approximately 4,440 LF of 8-10 inch sewer, replace approximately 690 LF of	\$ 3,272,322	\$ 2,980,352	\$ 291,970
September 2015					
609-01	Tabor City, Tabor City	WWTP Improvements Project	\$ 1,968,720	\$ 948,439	\$ 1,020,281
527-11	Kinston, City of	Briery Run Phase IV Sewer Rehabilitation Project	\$ 2,625,145	\$ 2,478,640	\$ 146,505
399-12	Winston-Salem, City of	Muddy Creek Aeration System Upgrades	\$ 8,063,635	\$ 7,818,481	\$ 245,154
413-06	Pittsboro, City of	Wastewater Treatment System Improvements	\$ 21,585,500	\$ -	\$ 21,585,500
920-01	Junaluska Sanitary District	Highway 209 -- I-40 Sewer (Riverbend School Sewer Service)	\$ 2,570,022	\$ 2,391,098	\$ 11,900
399-13	Winston-Salem, City of	South Fork Interceptor Contract #2: Kerners Mill Force Main/Pump Station Improvement	\$ 11,699,526	\$ 6,630,967	\$ 5,068,559
560-16	Johnston County	McGee's Crossroads Sewer Upgrade	\$ 8,346,000	\$ 4,640,153	\$ 3,705,847
April 2016					
489-05	Lake Lure, Town of	Greenline	\$ 12,580,261	\$ -	\$ 12,580,261
522-06	Albemarle, City of	Sanitary Sewer Rehabilitation, Phase 2 & WWTP Rehabilitation	\$ 6,293,770	\$ 5,607,378	\$ 686,392
482-07	Goldsboro, City of (Goldsboro - 18)	Phase 4 Sewer Collection Rehabilitation Project	\$ 8,905,676	\$ 4,673,457	\$ 4,232,219
419-20	Raleigh, City of	Neuse River RRF Bioenergy Recovery Program (Anerobic Digester Project)	\$ 50,000,000	\$ 46,883,596	\$ 3,116,404
444-10	Hendersonville, City of	Multi-area Streambank Restoration Project	\$ 2,982,484	\$ 2,541,421	\$ 441,063
560-17	Johnston County (APNEP - 18)	Swift Creek Interceptor	\$ 3,188,007	\$ 2,940,204	\$ 247,803
700-07	Taylorsville, Town of	Taylorsville WWTP Renewable Energy Project	\$ 248,924	\$ 71,394	\$ 177,530
September 2016					
902-02	Ayden, Town of	Replace 4400 Lf of 15-inch gravity sewer and 11 MH's	\$ 1,305,130	\$ 1,120,005	\$ 185,125
754-01	Mount Gilead, Town of	Rehabilitate WWTP and 3 PSs. At WWTP: replace headworks, influent PS, effluent contro	\$ 3,455,000	\$ 3,295,019	\$ 159,981
795-01	Davie County	Install 4,700 LF of 8-inch FM from Yadkin River PS to connect with existing Smith Creek FN	\$ 16,402,098	\$ 15,435,584	\$ 966,514
714-03	Southport, City of	Install a new 1.0 MGD SBR WWTP and 17,550 lf of 16" force main.	\$ 25,795,747	\$ -	\$ 25,795,747
560-18	Johnston County	4MGD expansion of Central Johnston County Regional WWF and decommission some of	\$ 83,351,542	\$ -	\$ 83,351,542
606-02	Mocksville	Replace influent screening, secondary clarifier, RAS/WAS pumping, install new gravity bel	\$ 3,630,000	\$ 3,422,943	\$ 207,057
April 2017					
529-04	St. Pauls, Town of	Rehabilitation of 10,300 LF of 8-inch, 777 LF of 12-inch gravity sewer and 140 VF of MHs;	\$ 1,603,380	\$ -	\$ 1,603,380
500-05	Plymouth, Town of	Rehabilitation of 0.8 MGD WWTP to include grit/bar headworks, aeration basin cleanout,	\$ 2,042,500	\$ 1,842,456	\$ 200,044
434-14	Fayetteville Public Works Commission	Installation of a new 3.5 MG EQ facility to include a 12.5 MGD PS, 1,100 LF of 24-inch FM,	\$ 17,912,000	\$ 2,983,354	\$ 14,928,646
377-15	Charlotte Water, City of Charlotte	Rehabilitation of 16 secondary clarifiers including RAS pumping modifications, 28 aeratio	\$ 68,366,084	\$ 31,415,802	\$ 36,950,282
882-01	Forsyth County	Installation of a new 5.86 MGD Idols Road Regional PS and 2,800 LF of 20-inch FM to con	\$ 4,473,000	\$ 3,869,749	\$ 603,251

Funds Disbursed and Funds Remaining for Active Projects: FY 2020-2021

*Total Outlays by 6-month Period

Project #	Local Government Unit	Project	DEQ Funding Request	Actual Paid	Remaining
September 2017					
527-12	Kinston, City of	Replacement of 13,300 LF of 8-inch and 460 LF of 10-inch gravity sewer	\$ 3,299,600	\$ -	\$ 3,299,600
439-06	Oxford, City of (APENP - 19)	Rehabilitation/replacement of 18,000 LF of 8-inch gravity sewer	\$ 4,696,493	\$ -	\$ 4,696,493
384-06	Reidsville, City of (APNEP - 19)	Improvements to the Reidsville WWTP to implement a BNR process including installation	\$ 3,963,089	\$ -	\$ 3,963,089
619-07	Thomasville, City of	Rehabilitation of 5,500 LF of 8-inch to 18-inch gravity sewer	\$ 1,962,575	\$ -	\$ 1,962,575
474-05	Warsaw, Town of	Find and Fix for rehabilitation/replacement of gravity sewer and replacement of pumps a	\$ 4,000,000	\$ 2,752,307	\$ 1,247,693
541-05	Yadkin Valley Sewer Authority	Rehabilitation of Fox Hall PS, PVH PS, and the Hampton Inn PS to include replacement of	\$ 1,177,451	\$ 1,064,150	\$ 113,301
April 2018					
504-01	East Yancey Water and Sewer District	Installation of 4,700 LF of 12-inch gravity sewer to connect multiple previously constructe	\$ 1,046,150	\$ -	\$ 1,046,150
515-04	Franklin County	Rehabilitation of the Franklin County WWTP to include replacement of an aeration basin,	\$ 11,479,000	\$ -	\$ 11,479,000
825-02	Lincoln County	Expansion of the Killian Creek WWTP from 3.35 MGD to 6.6 MGD	\$ 14,000,000	\$ 1,682,913	\$ 12,317,087
455-05	Lumberton, Town of	Rehabilitation of 9,900 LF of 8-inch and 6,400 LF of 10-inch gravity sewer	\$ 1,000,000	\$ 111,242	\$ 888,758
747-01	Mount Holly, City of	Installation of pump station, 3,700 LF of dual 24-inch FM, and equalization tanks to regio	\$ 18,850,000	\$ -	\$ 18,850,000
439-08	Oxford, City of (APNEP - 19)	Rehabilitation and/or replacement of 9,800 LF of 8-inch to 10-inch gravity sewer	\$ 3,468,000	\$ 184,485	\$ 3,283,515
879-02	Winterville, Town of	Replacement of 3,800 LF of 8-inch to 12-inch gravity sewer and rehabilitation of 19,000 L	\$ 3,723,029	\$ 338,484	\$ 3,384,545
October 2018					
652-02	Landis, Town of	Sanitary Sewer Lift Station Replacements	\$ 221,560	\$ -	\$ 221,560
491-04	Murfreesboro, Town of	Sewer System Rehabilitation (Lift Station Replacements)	\$ 1,223,000	\$ -	\$ 1,223,000
397-08	Louisburg, Town of	WRF Clarifier Improvements; WAS/RAS Pump Replacements, Scum Pump	\$ 700,000	\$ -	\$ 700,000
685-03	Newton, City of	2nd Street Sewer Relocation	\$ 1,900,000	\$ -	\$ 1,900,000
541-07	Yadkin Valley Sewer Authority	Dutchman Creek Pump Station Elimination Project	\$ 770,475	\$ -	\$ 770,475
843-04	Tuskaseegee Water & Sewer Authority	TWSA - WWTP - Phase II	\$ 4,595,300	\$ -	\$ 4,595,300
444-12	Hendersonville, City of	Ashe Street Neighborhood and 4th Avenue Water and Sewer Replacement	\$ 1,819,000	\$ -	\$ 1,819,000
377-16	Charlotte Water	Mallard Creek WRF Reuse Line Extension to UNCC	\$ 5,540,000	\$ -	\$ 5,540,000
393-07	Lenoir, City of	Crossroads Sewer Replacement Project	\$ 2,775,000	\$ -	\$ 2,775,000
580-05	Troutman, Town of	Eliminate Discharge at Children's Hope Alliance	\$ 856,000	\$ 118,213	\$ 737,787
747-02	Mount Holly, City of	South Gateway Wastewater Treatment Project	\$ 4,710,000	\$ -	\$ 4,710,000
April 2019					
476-09	Brevard, City of	Gallimore Road Sewer Basin Rehabilitation	\$ 2,083,000	\$ -	\$ 2,083,000
545-04	Pilot Mountain, Town of	WWTP and Sewer Lift Stations Improvements Project	\$ 1,350,000	\$ -	\$ 1,350,000
930-01	Waynesville, Town of	Wastewater Treatment Plant Improvements Phase I	\$ 19,545,900	\$ -	\$ 19,545,900
463-05	Rutherfordton, Town of	Rutherfordton Sewer to RS Central HS	\$ 1,000,000	\$ -	\$ 1,000,000
798-02	Manteo, Town of	Shallowbag Sewer Pump Station Replacement	\$ 1,106,660	\$ -	\$ 1,106,660
398-03	Contentnea Metropolitan Sewerage District	NC Hwy 11 Pump Station Improvements	\$ 6,839,000	\$ -	\$ 6,839,000
434-15	Fayetteville Public Works Commission	Big Rockfish Sanitary Sewer Outfall - Lift Station Elimination	\$ 6,255,105	\$ -	\$ 6,255,105
389-22	Hickory, City of	Murray Hill Sewer Project	\$ 5,182,700	\$ -	\$ 5,182,700
569-05	Onslow Water & Sewer Authority	NWRWRF Electrical Building Repair/Long Term Plant Mitigation Improvements	\$ 3,202,800	\$ -	\$ 3,202,800
872-01	Biltmore Forest, Town of	Greenwood Park Stream Restoration	\$ 292,600	\$ -	\$ 292,600
434-16	Fayetteville Public Works Commission	Big Rockfish Sanitary Sewer Outfall	\$ 26,187,999	\$ -	\$ 26,187,999
September 2019					
522-07	Albemarle, City of	Rehabilitation and replacement of approximately 10,000 LF of gravity sewer from 8-inche	\$ 6,156,000	\$ -	\$ 6,156,000

Funds Disbursed and Funds Remaining for Active Projects: FY 2020-2021

*Total Outlays by 6-month Period

Project #	Local Government Unit	Project	DEQ Funding Request	Actual Paid	Remaining
696-02	Bailey, Town of	Rehabilitation/replacement of 5,200 LF of 8-inch gravity sewer, 25 manholes, and 110 sev	\$ 500,000	\$ -	\$ 500,000
923-12	Cape Fear Pubic Utility Authority	Rehabilitation/replacement of 11,500 LF 20-inch, and 4,200 LF of 24-inch force main	\$ 7,845,575	\$ -	\$ 7,845,575
431-07	Clayton, Town of	Replacement of 2.5 MGD Little Creek WWRF with a new 10 MGD Neuse River WRF, and i	\$ 60,000,000	\$ -	\$ 60,000,000
744-05	Gastonia, City of	Installation of 28,100 LF of 8-inch to 48-inch gravity sewer, two pump stations (Armstrong	\$ 14,000,000	\$ -	\$ 14,000,000
652-03	Landis, Town of	Replacement of 8,430 LF of 8-inch gravity sewer, 35 manholes, and 93 service laterals	\$ 2,288,120	\$ -	\$ 2,288,120
602-01	Lucama, Town of	Rehabilitation/replacement of 12,400 LF of 8-inch gravity sewer and Pump Station #3	\$ 1,467,500	\$ -	\$ 1,467,500
491-05	Murfreesboro, Town of	Rehabilitation/replacement of 6,600 LF of 8-inch, 1,500 LF of 10-inch, and 300 LF of 12-in	\$ 1,839,475	\$ -	\$ 1,839,475
465-03	Pembroke, Town of	Rehabilitation of WWTP to include replacement of headworks and grit removal system, n	\$ 1,542,000	\$ -	\$ 1,542,000
698-01	Sharpsburg, Town of	Rehabilitation of Pump Station Nos 1, 2, 3, 4, 5, 7, and 8, by replacement of pumps, contr	\$ 1,451,234	\$ -	\$ 1,451,234
839-01	Sweptonville, Town of	Rehabilitation of 3,500 LF of 8-inch, 2,100 LF of 10-inch, and 800 LF of 15-inch gravity sew	\$ 1,500,000	\$ -	\$ 1,500,000
840-01	Walnut Creek, Village of	Replacement of 3,470 LF of 8-inch gravity sewer, 12 MHs, and 26 sewer services; replacer	\$ 1,754,000	\$ -	\$ 1,754,000
579-02	Whitakers, Town of	Replacement of 12,430 LF of 8-inch gravity sewer, 58 manholes, and 82 sewer services; re	\$ 3,115,600	\$ -	\$ 3,115,600
534-02	Whiteville, City of	Rehabilitation/replacement of 825 LF of 15-inch, 2,400 LF of 24-inch, and 3,100 LF of 30-i	\$ 2,958,814	\$ -	\$ 2,958,814
879-03	Winterville, Town of	Replacement of Chapman St pump Station and 850 LF of dual 6-inch force mains with 10-	\$ 1,974,200	\$ -	\$ 1,974,200
541-08	Yadkin Valley Sewer Authority	Replacement of three blowers for extended aeration ditch at WWTP to improve efficienc	\$ 657,500	\$ -	\$ 657,500
April 2020					
764-01	Everetts, Town of	2020 Wastewater System Improvements	\$ 609,800	\$ -	\$ 609,800
671-01	Ellerbee, Town of	Wastewater System Rehabilitation	\$ 1,547,461	\$ -	\$ 1,547,461
439-09	Oxford, City of	Wastewater Treatment Plant Rehabilitation	\$ 6,062,000	\$ -	\$ 6,062,000
563-04	Graham, City of (ASADRA)	Graham WWTP Improvements Project	\$ 35,294,000	\$ -	\$ 35,294,000
924-01	Laurinburg, City of	Leith Creek WWTP Influent Pump Station	\$ 4,721,000	\$ -	\$ 4,721,000
830-01	Walstonburg, Town of	Wastewater Improvements	\$ 133,980	\$ -	\$ 133,980
603-04	Elm City, Town of	Sewer Collection System Rehab	\$ 1,996,726	\$ -	\$ 1,996,726
662-04	Randleman, City of	Wastewater Treatment Facility Repairs and Upgrades	\$ 1,625,000	\$ -	\$ 1,625,000
696-03	Bailey, Town of	2020 Sanitary Sewer Collection Lines	\$ 533,900	\$ -	\$ 533,900
534-03	Whiteville, City of	PS#1 Replacement/Elevation & Outfall Relocation	\$ 4,532,263	\$ -	\$ 4,532,263
384-07	Reidsville, City of	WWTP Headworks Replacement	\$ 3,920,000	\$ -	\$ 3,920,000
922-01	Southeast Regional Airport Authority	LMAC Collection System Improvements - Pell Rd	\$ 579,858	\$ -	\$ 579,858
398-04	Contentnea Metropolitan Sewerage District	WWTP Berm Improvement	\$ 1,645,000	\$ -	\$ 1,645,000
833-03	Lake Waccamaw, Town of	Lift Station Mitigation and WWTP Rehabilitation	\$ 809,780	\$ -	\$ 809,780
541-09	Yadkin Valley Sewer Authority	2020 Collection System Rehabilitation - Part I (Pipeline Rehab)	\$ 670,000	\$ -	\$ 670,000
460-04	Liberty, Town of	Liberty Collection System Improvements	\$ 3,000,000	\$ -	\$ 3,000,000
664-02	Pollocksville	2020 WWTP Facilities Relocation	\$ 3,000,000	\$ -	\$ 3,000,000
620-02	Tryon, Town of	Braewick Road Sewer Rehabilitation Project	\$ 2,189,950	\$ -	\$ 2,189,950
September 2020					
522-08	Albemarle, City of	Long Creek WTP Treatment Process Rehab	\$ 16,453,200	\$ -	\$ 16,453,200
584-05	Benson, Town of	2020 Wastewater System Improvements	\$ 3,533,000	\$ -	\$ 3,533,000
923-13	Cape Fear Pubic Utility Authority	Rehabilitation and Replacement of Gravity Sewer in Downtown Wilmington Area	\$ 4,590,308	\$ -	\$ 4,590,308
458-08	Eden, City of	Contracts IIB and V - Junction Pump Station Rehab & Smith River Replacement and Rehab	\$ 7,158,982	\$ -	\$ 7,158,982
482-08	Goldsboro, City of	Little Cherry Big Cherry Pump Station Relocation Out of Floodplain	\$ 3,058,000	\$ -	\$ 3,058,000
444-13	Hendersonville, City of	Mud Creek Interceptor	\$ 8,627,000	\$ -	\$ 8,627,000
389-23	Hickory, City of	Henry Forks WWTF Solids Handling Facilities Upgrade	\$ 30,000,000	\$ -	\$ 30,000,000

Funds Disbursed and Funds Remaining for Active Projects: FY 2020-2021

*Total Outlays by 6-month Period

Project #	Local Government Unit	Project	DEQ Funding Request	Actual Paid	Remaining
605-02	Macclesfield, Town of	2020 WWTP Facilities Relocation	\$ 3,250,000	\$ -	\$ 3,250,000
491-06	Murfreesboro, Town of	Carver Park Lift Station Replacement/Relocation	\$ 537,003	\$ -	\$ 537,003
483-05	New Bern, City of	Duffyfield Stormwater Enhancement Project	\$ 855,000	\$ -	\$ 855,000
432-06	Sanford, City of	Little Buffalo Creek Rehabilitation	\$ 3,845,000	\$ -	\$ 3,845,000
445-07	Wallace, Town of	Sewer Collection System Expansion	\$ 4,791,517	\$ -	\$ 4,791,517
425-07	Clinton, City of	Clinton WWTP Resiliency Improvements	\$ 3,000,000	\$ -	\$ 3,000,000
893-01	Southern Pines	Warrior Woods Pump Station Relocation	\$ 2,998,000	\$ -	\$ 2,998,000
771-01	Sparta	Wastewater Interceptor Project	\$ 1,268,000	\$ -	\$ 1,268,000
529-05	St. Pauls, Town of	Wastewater Treatment Plant Relocation	\$ 6,093,450	\$ -	\$ 6,093,450
527-14	Kinston, City of	Briery Run Sewer Phase V Sewer Project	\$ 2,905,630	\$ -	\$ 2,905,630
639-01	Woodland, Town of	Peachtree/Chestnut Sewer Replacement	\$ 919,150	\$ -	\$ 919,150
561-04	Selma, Town of	Brack Pump Station Relocation & System Improvements	\$ 3,015,000	\$ -	\$ 3,015,000
			\$ 1,016,534,055	\$ 310,585,803	\$ 702,354,996



Appendix F
Itemized List of Binding Commitments for the CWSRF Program



CWSRF Binding Commitments for Fiscal Year 2020-2021			
Date	Owner	Project Number	Adjusted Offer
9/9/2020	Clayton	CS370431-07	\$15,000,000
9/10/2020	Kinston	CS370527-12	\$3,299,600
9/10/2020	Newton	CS370685-03	\$1,900,000
9/8/2020	Fayetteville PWC	CS370434-14	\$17,912,000
9/10/2020	Manteo	CS370798-02	\$1,106,660
8/6/2020	Hickory	CS370389-22	\$5,182,700
8/6/2020	Lincoln County	CS370825-02	\$14,000,000
10/13/2020	St Pauls	CS370529-04	\$1,603,380
10/21/2020	Hendersonville	CS370444-12	\$1,819,000
12/2/2020	Cape Fear Pub Util	CS370923-12	\$7,629,000
1/14/2021	Fayetteville PWC	CS370434-15	\$6,255,105
1/14/2021	Fayetteville PWC	CS370434-16	\$26,187,999
2/15/2021	Waynesville	CS370930-01	\$19,545,900
3/19/2021	Whiteville	CS370534-02	\$2,958,814
3/11/2021	Contentnea MSD	CS370398-03	\$6,839,000
4/19/2019	Murfreesboro	CS370491-05	\$1,839,475
4/19/2019	Murfreesboro	CS370491-06	\$1,096,500
5/6/2021	Johnston County	CS370560-18	\$83,351,542
5/18/2021	Liberty, City of	CS370460-04	\$3,000,000
6/3/2021	Winterville	CS370879-03	\$1,974,200
6/3/2021	Sharpsburg	CS370698-01	\$1,451,234
6/3/2021	Gastonia	CS370744-05	\$15,400,000
6/21/2021	Everetts	CS370764-01	\$609,800
6/23/2021	Walstonburg	CS370830-01	\$133,980
Total Commitments:		24	Total \$: \$240,095,889

*Green indicates a project in the GPR.



Appendix G
CWSRF Financial Exhibits



STATE OF NORTH CAROLINA
EPA Revolving Loan Fund
Combining Statement of Net Assets
June 30, 2021 and 2020

Exhibit 1

	Clean Water Program	
	2021	2020
ASSETS		
Current assets:		
Cash and cash equivalents	\$	\$
Pooled cash	\$ 402,917,144	\$ 265,912,369
Restricted pooled cash		
Investments		
Pooled investments	\$ 184,416,338	\$ 185,212,424
Security lending collateral		
Accounts receivable, net		
Intergovernmental receivables	\$ 43,870	\$ 43,870
Interest receivable	\$ 70,763	\$ 2,831,579
Premiums receivable		
Contributions receivable		
Other receivables		
Due from other funds	\$ 504,059	\$ 213,512
Due from component units		
Notes receivable, net	\$ 243,794,938	\$ 79,993,561
Inventories		
Net OPEB asset		
Prepaid items		
Total current assets	<u>\$ 831,747,112</u>	<u>\$ 534,207,315</u>
Noncurrent Assets		
Restricted/designated pooled cash		
Investments		
Restricted investments		
Contributions receivable		
Notes receivable, net	\$ 546,076,649	\$ 792,647,596
Total Deferred Outflows of Resources		
Prepaid items		
Net OPEB asset	\$ 4,574	\$ 5,185
Capital assets – nondepreciable		
Capital assets – depreciable, net		
Total noncurrent assets	<u>\$ 546,081,223</u>	<u>\$ 792,652,781</u>
Total assets	<u>\$ 1,377,828,335</u>	<u>\$ 1,326,860,096</u>
DEFERRED OUTFLOWS OF RESOURCES		
Deferred loss on refunding		
Deferred outflows for Asset Retirement Obligation		
Deferred outflows for OPEB	\$ 954,750	\$ 1,194,387
Deferred outflows for pensions	\$ 602,679	\$ 646,170
Total deferred outflows of resources	<u>\$ 1,557,429</u>	<u>\$ 1,840,557</u>
LIABILITIES		
Current liabilities:		
Accounts payable	\$ 5,784	\$ 19,783
Accrued payroll		
Notes f Total Liabilities		
Intergovernmental payables	\$ 209,375	\$ 1,634
Due to primary government		
Medical claims payable (State Health Plan only)		
Claims payable		
Unemp Total Inflows for Resources		
Due to fiduciary funds		
Due to other funds		
Due to component units		

CWSRF Financial Exhibits: FY 2020-2021

Obligations under securities lending		
Capital leases payable		
Revenue bonds payable		
Accrued interest payable		
Funds held for others		
Obligation for workers' compensation		
Annuity and life income payable		
Asset Retirement Obligation		
Accrued vacation leave	\$ 21,703	\$ 18,855
Net OPEB liability		
Unearned revenue		
Total current liabilities	<u>\$ 236,862</u>	<u>\$ 40,272</u>
Noncurrent liabilities:		
Advances from other funds		
Notes from direct borrowings		
Capital leases payable		
Revenue bonds payable		
Grant anticipation revenue bonds payable		
Unamortized discount on bonds payable		
Unamortized premium on bonds payable		
Accrued interest payable		
Obligation for workers' compensation	\$ —	\$ —
Annuity and life income payable		
Asset Retirement Obligation		
Accrued vacation leave	\$ 377,254	\$ 366,719
Net OPEB liability	\$ 2,319,427	\$ 3,373,056
Net pension liability	\$ 1,069,969	\$ 1,214,249
Total noncurrent liabilities	<u>\$ 3,766,650</u>	<u>\$ 4,954,024</u>
Total liabilities	<u>\$ 4,003,512</u>	<u>\$ 4,994,296</u>
DEFERRED INFLOWS OF RESOURCES		
Deferred inflows for OPEB	\$ 1,908,312	\$ 1,369,523
Deferred inflows for pensions	\$ 239,859	\$ 122,132
NET POSITION		
Total net position	<u>\$ 1,373,234,081</u>	<u>\$ 1,322,214,702</u>

STATE OF NORTH CAROLINA
EPA Revolving Loan Fund
Combining Statement of Revenues, Expenses, and Changes in Net
Assets
For the Fiscal Year Ended June 30, 2021 and 2020

Exhibit 2

	Clean Water Program	
	2021	2020
OPERATING REVENUES		
Sales and services, net	\$ 2,138,643	\$ 2,293,457
Employer contributions		
Federal grants and contracts		
Interest earnings on loans	10,539,751	14,358,323
Rental and lease earnings		
Fees, licenses, and fines		
Toll revenue		
Insurance premiums		
Miscellaneous	15	102
Total operating revenues	<u>12,678,409</u>	<u>16,651,882</u>
OPERATING EXPENSES		
Personal services	2,402,236	2,528,149
Unemployment benefits		
Supplies and materials	23,867	24,062
Services	100,852	191,935
Prizes		
Claims		
Cost of goods sold		
Depreciation		3,585
Insurance and bonding		
Other fixed charges	2,820	12,250
Other expenses	2,937	4,773
Total operating expenses	<u>2,532,712</u>	<u>2,764,754</u>
Operating income (loss)	<u>10,145,697</u>	<u>13,887,128</u>
NONOPERATING REVENUES (EXPENSES)		
Noncapital grants	28,680,000	28,586,000
Noncapital gifts, net		
Interest and fees	34,287	
Gain (loss) on sale of property and equipment		
Investment earnings, net		19,656,754
Insurance recoveries		
Grants, aid and subsidies	504,403	(2,736,685)
Federal interest subsidy on debt	(3,396,005)	(2,736,685)
Miscellaneous non-operating revenue	4,439	
Miscellaneous non-operating expense		
Total Nonoperating revenues (expenses)	<u>25,827,124</u>	<u>42,769,384</u>
Income (loss) before other revenues, expenses, and	<u>35,972,821</u>	<u>56,656,512</u>
Capital grants		
Capital gifts, net		
Transfers in	5,736,000	9,613,000
Transfers out		
Increase (decrease) in net position	<u>41,708,821</u>	<u>66,269,512</u>
Net position, July 1	<u>1,322,215</u>	<u>1,253,208,506</u>
Restatement	<u>(12,525)</u>	<u>—</u>
Net position, June 30	<u>43,018,511</u>	<u>1,319,478,018</u>

STATE OF NORTH CAROLINA
EPA Revolving Loan Fund
Statement of Cash Flows
For the Fiscal Year Ended June 30, 2021 and 2020 **Exhibit 3**

	Clean Water Program	
	2021	2020
CASH FLOWS FROM OPERATING ACTIVITIES		
Receipts from customers	\$ 1,848,096	\$ 2,079,945
Receipts from federal agencies	-	-
Receipts from other funds	-	-
Receipts from program loan repayments - principal	199,020,018	76,507,267
Receipts from program loan repayments - interest	10,539,751	14,358,323
Payments to suppliers	(144,601)	(230,514)
Payments to employees	(2,576,863)	(2,208,934)
Payments for prizes, benefits & claims	-	-
Payments to other funds	-	-
Payments for program loans issued	(106,248,961)	125,642,919
Other receipts	4,439	1,062
Other payments	-	-
Net cash provided by (used in) operating activities	<u>102,441,879</u>	<u>216,150,068</u>
CASH FLOWS FROM NONCAPITAL FINANCING ACTIVITIES		
Grant receipts	28,680,000	28,586,000
Grants, aid and subsidies	(3,188,264)	(7,338,947)
Advances from other funds	-	-
Repayment of advances from other funds	-	-
Transfers from other funds	5,736,000	9,613,000
Transfers to other funds	-	-
Gifts	-	-
Insurance recoveries	-	-
Net cash provided by noncapital financing activities	<u>31,227,736</u>	<u>30,860,053</u>
CASH FLOWS FROM INVESTING ACTIVITIES		
Proceeds from sales and maturities of non-State Treasurer investments	-	-
Purchase of non-State Treasurer investments	-	-
Purchase into State Treasurer Investment Pool	-	-
Redemptions from State Treasurer Investment Pool	-	-
Investment earnings	4,061,304	4,813,574
Net cash provided (used) by investing activities	<u>4,061,304</u>	<u>4,813,574</u>
Net increase (decrease) in cash and cash equivalents	<u>137,730,919</u>	<u>(2,937,599)</u>
Cash and cash equivalents, July 1	265,912,369	268,849,968
Cash and cash equivalents, June 30	\$ <u>403,643,288</u>	\$ <u>265,912,369</u>
Reconciliation of operating income or loss to net cash used		
by operating activities:		
Operating income (loss)	\$ 10,145,697	\$ 13,887,128
Adjustments to reconcile operating income (loss) to net cash provided by operating activities:		
Depreciation expense	-	3,584.54
Nonoperating miscellaneous income (expense)	38,726	-
Change in assets and deferred outflows:	-	-
Change in liabilities and deferred inflows:	-	-
Total adjustments	38,726.00	3,584.54
Net cash provided by (used in) operating activities	<u>10,184,423</u>	<u>13,890,713</u>



Appendix H
CWSRF FFATA Capitalization Grant for FY 2020-2021 Projects



Project	FFATA Project Dollars	IUP Year	Principal Forgiveness	Green Project Reserve Category (if applicable)	Green Project Reserve	Commitment Date
2021 Capitalization Grant						
Dunn_06			\$500,000			
Bessemer City_03			\$500,000			
Farmville_05			\$500,000			
Whitakers_03			\$500,000			
Laurinburg_02			\$500,000			
Total FFATA Dollars:		Principal Forgiveness Minimum:	\$2,867,600	GPR Goal:	\$2,867,600	
		Principal Forgiveness Amount:	\$2,500,000	Total GPR Amount:	\$0	
		Principal Forgiveness Maximum:	\$11,470,400			
2020 Capitalization Grant						
Albemarle_08			\$500,000			
Macclesfield_02			\$500,000			
Murfreesboro_06			\$500,000			
Sanford_06			\$500,000			
Kinston_14			\$500,000			
Woodland_01			\$500,000			
Selma_04			\$500,000			
St. Pauls_05			\$500,000			
Reidsville_06 APNEP				Energy	\$687,500	
New Bern_05				Stormwater BMP	\$855,000	
Yadkin Valley_08				Energy	\$657,500	
Total FFATA Dollars:		Principal Forgiveness Minimum:	\$2,859,000	GPR Goal:	\$2,859,000	
		Principal Forgiveness Amount:	\$4,000,000	Total GPR Amount:	\$2,200,000	
		Principal Forgiveness Maximum:	\$8,577,000			
ASADRA						
Graham_04	\$23,000,000		\$500,000			
Yadkin Valley_09	\$670,000		\$502,500			
Liberty_04	\$3,000,000		\$3,000,000			
Pollocksville_02	\$3,000,000		\$3,000,000			
Tryon_02	\$2,189,950		\$1,000,000			
Eden_08	\$5,042,373					
Goldsboro_08	\$3,058,000					
Clinton_07	\$3,000,000		\$3,000,000			
Southern Pines_01	\$2,998,000					
Sparta_01	\$1,268,000					
St. Pauls_05	\$5,592,450		\$2,700,000			
Total FFATA Dollars:	\$52,818,773	Principal Forgiveness Amount:	\$13,702,500			
2019 Capitalization Grant						
Landis			\$221,560			7/29/2021
Murfreesboro_04			\$500,000			
Louisburg_08			\$500,000			
Newton_03			\$278,440			
Brevard_09			\$500,000			
Pilot Mountain_04			\$500,000			
Waynesville_01			\$500,000			
Rutherfordton_05			\$500,000			
Manteo_02			\$500,000			
Bailey_02			\$500,000			
Landis_03			\$500,000			
Lucama_01			\$500,000			To LGC 3/22/2021
Murfreesboro_05			\$500,000			
Pembroke_03			\$385,500			
Sharpsburg_01			\$500,000			
Whitakers_02			\$500,000			
Whiteville_02			\$500,000			3/19/2021
Winterville_03			\$500,000			6/3/2021
Everetts_01			\$609,800			
Ellerbee_04			\$500,000			
Oxford_09			\$500,000			
Walstonburg_01			\$133,980			6/23/2021
Fayetteville_15				Energy	\$6,255,105	
Blitmore Forest				SWBMP	\$292,600	
Yadkin Valley Sewer Authority_07				Energy	\$770,475	5/16/2019

Project	FFATA Project Dollars	IUP Year	Principal Forgiveness	Green Project Reserve Category (if applicable)	Green Project Reserve	Commitment Date
Oxford_06 APNEP						6/12/2019
Oxford_08 APNEP						7/11/2019
Mount Holly_01	\$18,850,000					12/11/2019
Lincoln County_02	\$14,000,000					10/1/2019
Total FFATA Dollars:	\$32,850,000		Principal Forgiveness Minimum: \$2,867,600		GPR Goal: \$2,867,600	
			Principal Forgiveness Amount: \$10,129,280		Total GPR Amount: \$7,318,180	
			Principal Forgiveness Maximum: \$11,470,400			
2018 Capitalization Grant						
East Yancey Water and Sewer District			\$282,918			6/12/2019
Franklin County_04			\$217,083			9/23/2020
Lumberton, Town of_05			\$500,000			9/23/2020
Oxford_08			\$500,000			7/11/2019
Winterville, Town of_02			\$500,000			10/16/2019
Warsaw_05			\$500,000			6/12/2019
Kinston_12			\$500,000			
Goldsboro_07 APNEP						5/12/2017
Johnston County_17 APNEP						2/12/2018
Charlotte 377-16				Energy	\$5,540,000	
Davie County 795-01	\$18,199,000					1/16/2019
Johnston County 560-16	\$5,633,000					9/18/2018
Redsville 384-06	\$3,963,089					5/16/2019
Forsyth County 882-01	\$4,473,000					9/18/2018
Total FFATA Dollars:	\$32,268,089		Principal Forgiveness Minimum: \$2,392,800		GPR Goal: \$2,896,700	
			Principal Forgiveness Amount: \$3,000,001		Total GPR Amount: \$5,540,000	
			Principal Forgiveness Maximum: \$7,178,400			
2017 Capitalization Grant						
Ayden_02			\$500,000			4/12/2018
Mount Gilead 754-01			\$500,000			8/23/2018
Yadkin Valley SA 541-03			\$483,000			8/23/2018
La Grange 467-05			\$101,225			6/13/2018
Lake Lure-05			\$500,000			
Albemarle-06			\$500,000			10/4/2017
Lumberton-04			\$500,000			10/13/2017
St Pauls			\$500,000			
Plymouth			\$500,000			6/8/2018
Burke County			\$500,000			4/5/2019
Yadkin Valley Sewer Authority_05			\$500,000			3/12/2019
Raleigh_20	\$50,000,000	2016		Energy	\$50,000,000	10/13/2017
Jacksonville_08				Stream Restoration	\$480,200	1/11/2018
Taylorsville_07				Energy	\$306,500	9/14/2017
Charlotte_14				Energy	\$12,529,157	4/13/2017
Hendersonville_10				Stream Restoration	\$2,982,484	6/8/2017
Walnut Cove				Energy	\$1,357,506	7/15/2016
Rutherfordton-04		2016		Energy	\$176,190	10/27/2016
Kinston_10 (APNEP FY 17 Match) Cannot be FFATA						6/8/2015
Total FFATA Dollars:	\$50,000,000		Principal Forgiveness Minimum: \$2,392,800		GPR Goal: \$2,392,800	
			Principal Forgiveness Amount: \$5,084,225		Total GPR Amount: \$67,832,037	
			Principal Forgiveness Maximum: \$7,233,900			
2016 Capitalization Grant						
Roanoke Rapids SD_07		2016	\$500,000			2/9/2017
Tabor City_01		2016	\$500,000			10/27/2016
Yadkin Valley Sewer Authority_06			\$500,000			5/12/2017
Louisburg_07		2016	\$275,000			5/12/2017
Goldsboro-07			\$500,000			2/15/2017
Kinston_11		2016	\$500,000			4/13/2017
Winston-Salem_12				Energy	\$8,208,860	2/15/2017
Charlotte_14	\$20,881,929					1/0/1900
Winston Salem_12	\$8,208,860					9/18/2015
Total FFATA Dollars:	\$29,090,789		Principal Forgiveness Minimum: \$2,411,300		GPR Goal: \$2,411,300	
			Principal Forgiveness Amount: \$2,775,000		Total GPR Amount: \$8,208,860	
			Principal Forgiveness Maximum: \$7,233,900			
2015 Capitalization Grant						
Kinston_09			\$1,000,000			9/18/2015
Bay River MSD_04			\$372,838			12/17/2015
Washington_06			\$500,000			5/9/2016

Project	FFATA Project Dollars	IUP Year	Principal Forgiveness	Green Project Reserve Category (if applicable)	Green Project Reserve	Commitment Date
Kinston_08			\$500,000			9/18/2015
Taylorsville_05			\$500,000			6/20/2016
Winston-Salem_11	\$6,003,772			Energy	\$6,003,772	10/9/2015
Kinston_09	\$4,470,000					9/18/2015
Kinston_08	\$2,500,000					9/18/2015
Brevard_08	\$12,201,228					10/6/2015
Total FFATA Dollars:	\$25,175,000	Principal Forgiveness Minimum:	\$0	GPR Goal:	\$2,517,500	
		Principal Forgiveness Amount:	\$2,872,838	Total GPR Amount:	\$6,003,772	
		Principal Forgiveness Maximum:	\$7,552,500			
2014 Capitalization Grant						
Haw River			\$445,265			5/11/2015
Spindale_04			\$1,000,000			4/10/2015
Winston Salem_10				Energy	\$5,539,095	4/10/2015
Randleman_03				Energy	\$467,580	7/15/2016
Winston-Salem -08	\$25,304,000					
Total FFATA Dollars:	\$25,304,000	Principal Forgiveness Minimum:	\$1,376,984	GPR Goal:	\$2,530,400	
		Principal Forgiveness Amount:	\$1,445,265	Total GPR Amount:	\$6,006,675	
		Principal Forgiveness Maximum:	\$2,065,477			
2013 Capitalization Grant						
Aulander, Town of			\$271,708			11/7/2013
Bay River MSD_03			\$214,829			6/10/2014
Roanoke Rapids SD			\$194,000			12/5/2013
Robersonville_04			\$1,000,000			9/16/2013
Greenville Utilities-10				SWBMP*	\$13,340,571	10/9/2014
Charlotte_13				Energy	\$4,527,301	5/11/2015
Winston-Salem_08	\$28,915,200	7/5/1905				5/13/2014
Total FFATA Dollars:	\$28,915,200	Principal Forgiveness Minimum:	\$1,135,024	GPR Goal:	\$2,409,600	
		Principal Forgiveness Amount:	\$1,680,537	Total GPR Amount:	\$17,867,872	
		Principal Forgiveness Maximum:	\$1,702,537			
2012 Capitalization Grant						
Lenoir			\$289,250			5/13/2013
Yadkin Valley Sewer Authority_04			\$525,000			6/11/2013
Andrews			\$224,710			7/5/2013
Bessemer City, City of			\$782,500			4/2/2014
Green Level_02			\$290,004			8/27/2013
Greenville Utilities-09				Energy	\$2,098,250	10/7/2013
Pine Knoll Shores				SWBMP	\$315,392	5/13/2013
Hope Mills				SWBMP	\$879,270	12/5/2013
South Granville	\$29,160,000	7/3/1905				10/11/2012
Statesville	\$23,373,357	7/4/1905				11/28/2012
Fayetteville PWC 12	\$3,000,000	7/3/1905				11/15/2012
Total FFATA Dollars:	\$55,533,357	Principal Forgiveness Minimum:	\$1,417,587	GPR Goal:	\$2,550,700	
		Principal Forgiveness Amount:	\$2,111,464	Total GPR Amount:	\$2,111,464	
		Principal Forgiveness Maximum:	\$2,126,380			
2011 Capitalization Grant						
Eden_07			\$1,000,000			8/27/2013
Spring Lake			\$672,685			1/16/2013
Wallace_05			\$69,129			11/15/2012
Forest City			\$451,350			11/15/2012
Clyde			\$123,500			11/7/2013
Wallace_06			\$246,409			9/17/2013
Vanceboro			\$823,249			6/14/2013
Lake Waccamaw			\$473,586			11/15/2012
Elizabethtown			\$397,820			1/3/2014
Parkton			\$500,000			9/19/2013
Robersonville_03			\$661,918			9/16/2013
Williamston			\$1,000,000			2/12/2013
Tarboro, City of			\$442,798			2/19/2014
Warrenton			\$275,000			1/30/2013
Henderson_07			\$900,000			4/8/2013
Green Level_01			\$141,250			8/27/2013
OWASA				Energy	\$6,560,000	12/5/2012

Project	FFATA Project Dollars	IUP Year	Principal Forgiveness	Green Project Reserve		Commitment Date
				Category (if applicable)	Green Project Reserve	
GUC-08	\$7,000,000	7/2/1905				5/18/2011
Morganton	\$11,428,456	7/3/1905				4/24/2012
Raleigh-13	\$15,252,952	7/2/1905				5/18/2011
Total FFATA Dollars:	\$33,681,408	Principal Forgiveness Minimum:	\$2,469,546	GPR Goal:	\$5,330,000	
		Principal Forgiveness Amount:	\$8,178,694	Total GPR Amount:	\$6,560,000	
		Principal Forgiveness Maximum:	\$8,231,821			
2010 Capitalization Grant						
Eden_04			\$1,000,000			1/20/2012
Wingate			\$1,000,000			5/1/2012
Taylorsville_03			\$344,674			6/14/2012
Bunn_04			\$231,821			2/3/2012
Henderson_05			\$494,391			7/16/2012
Belhaven			\$896,168			9/18/2012
Robbinsville			\$139,536			4/13/2012
Burnsville			\$760,618			5/22/2012
Eden_05			\$1,000,000			11/13/2012
Henderson_06			\$1,000,000			11/15/2012
Red Springs			\$187,572			11/28/2012
Lumberton_02			\$1,000,000			11/28/2012
Taylorsville_04			\$850,355			11/15/2012
Windsor			\$548,395			4/9/2013
Lumberton_03			\$967,681			6/14/2012
Spindale_03			\$500,008			8/15/2012
Bunn_05			\$803,000			8/15/2012
Eden_06			\$1,000,000			1/16/2013
Edgecombe WS 5			\$550,000			5/13/2013
Robersonville_02			\$571,890			8/15/2012
Raleigh_17				Reuse	\$3,810,474	4/13/2012
Raleigh_16				SWBMP and Stream Rest	\$2,034,752	9/26/2012
Rocky Mount_08				Energy	\$2,249,818	4/13/2012
Johnston County_12				Reuse	\$300,000	4/13/2012
Jacksonville				SWBMP	\$850,910	4/13/2012
Total FFATA Dollars:	\$0	Principal Forgiveness Minimum:	\$5,507,429	GPR Goal:	\$7,354,600	
		Principal Forgiveness Amount:	\$13,846,109	Total GPR Amount:	\$9,245,954	
		Principal Forgiveness Maximum:	\$18,358,095			



Appendix I
Status of Recent CWSRF Projects



Status of Recent Projects: Clean Water State Revolving Fund

(Data pull: 7-15-2021)

Owner	Cost	ASADRA	Loan Type*	Project Number	Engineering Report	Plans & Specs	Contract	Description	County	Priority Rating	Project Type	Federal Needs Category
September 2017 Deadlines					12/3/2018	10/1/2019	3/2/2020					
Kinston, City of	\$3,299,600		PF 0%	527-12	3/3/2020	10/14/2020	3/3/2020	Replacement of 13,300 LF of 8-inch and 460 LF of 10-inch gravity sewer	Lenoir		Infrastructure Rehabilitation	
Warsaw, Town of	\$4,000,000		PF 0%	474-05	2/28/2019	1/27/2020	2/28/2019	Find and Fix for rehabilitation/replacement of gravity sewer and replacement of pumps and tertiary filters at the WWTP	Duplin		Infrastructure Rehabilitation	III-A & I
Yadkin Valley Sewer Authority	\$1,509,090		PF 0%	541-05	12/3/2018	11/7/2019	12/3/2018	Rehabilitation of Fox Hall PS, PVH PS, and the Hampton Inn PS to include replacement of pumps, rails, piping, valves, and valve vault; replacement of Shore Street PS with 1,670 LF of 8-inch gravity sewer, Dutchman Creek PS with 2,200 LF of 8-inch gravity sewer, and 100 LF of 3-inch force main for the Osborne Street PS, and repairs of equipment at the Regional PS due to settling	Surry		Infrastructure Rehabilitation	III-B
Thomasville, City of	\$1,400,000			619-07	10/31/2018	1/16/2020	10/31/2018	Rehabilitation of 5,500 LF of 8-inch to 18-inch gravity sewer	Davidson		Infrastructure Rehabilitation	III-B
Oxford, City of	\$4,696,493		0%	439-06	10/8/2018	4/28/2021	10/8/2018	Rehabilitation/replacement of 18,000 LF of 8-inch gravity sewer	Granville		Infrastructure Rehabilitation	III-A
Reidsville, City of	\$3,963,089		0%	384-06+	10/31/2018	(c)	10/31/2018	Improvements to the Reidsville WWTP to implement a BNR process including installation of a new anaerobic basin with mixers ,baffle wall in existing basin, and pumps; modifications to the diffused aeration system; and improvements to the RAS and WAS pump systems	Rockingham		Infrastructure Rehabilitation	II
Total Encumbrances September 2017		\$18,868,272										
April 2018 Deadlines					5/1/2019	3/2/2020	8/3/2020					
Oxford, City of	\$3,468,000		PF 0%	439-08	4/8/2019	3/31/2020		Rehabilitation and/or replacement of 9,800 LF of 8-inch to 10-inch gravity sewer	Granville		Infrastructure Rehabilitation	III-B
Winterville, Town of	\$3,532,200		PF 0%	879-02	7/22/2019	9/28/2020	7/22/2019	Replacement of 3,800 LF of 8-inch to 12-inch gravity sewer and rehabilitation of 19,000 LF of 8-inch to 12-inch gravity sewer	Pitt		Infrastructure Rehabilitation	III-A
East Yancey Water and Sewer District	\$565,835		PF 0%	504-01	3/18/2019	9/10/2019	3/18/2019	Installation of 4,700 LF of 12-inch gravity sewer to connect multiple previously constructed sewer segments in East Yancey County to resolve failed infrastructure and resolve straight piping	Yancey		Resolve Failed Infrastructure	IV-B
Lumberton, Town of	\$1,000,000		PF 0%	455-05	4/22/2019	3/2/2020	4/22/2019	Rehabilitation of 9,900 LF of 8-inch and 6,400 LF of 10-inch gravity sewer	Robeson		Infrastructure Rehabilitation	III-A
Franklin County	\$8,316,000		PF 0%	515-04	4/17/2019	11/30/2020	4/17/2019	Rehabilitation of the Franklin County WWTP to include replacement of an aeration basin, splitter box, aerobic digester, and installation of blowers and a new blower building	Franklin		Infrastructure Rehabilitation	I
Mount Holly, City of	\$18,850,000			747-01+	9/13/2019	2/11/2021	9/13/2019	Installation of pump station, 3,700 LF of dual 24-inch FM, and equalization tanks to regionalize with Charlotte at future Long Creek WWTP	Gaston		Infrastructure Expansion	IV-B
Lincoln County	\$14,000,000			825-02+	10/1/2019	2/6/2020	10/1/2019	Expansion of the Killian Creek WWTP from 3.35 MGD to 6.6 MGD	Lincoln		Other	
Total Encumbrances April 2018		\$49,732,035										
October 2018 Deadlines					1/2/2020	11/2/2020	4/1/2021					
Landis, Town of	\$221,560		PF	652-03	12/6/2019	6/15/2021	12/6/2019	Replacement of 100 GPM Pump Station #3 and 158 GPM Pump Station #4	Rowan		Infrastructure Rehabilitation	
Murfreesboro, Town of	\$1,223,000		PF 0%	491-04	4/8/2020	9/28/2020	4/8/2020	Replacement of Lift Stations #6 and #10	Hertford		Infrastructure Rehabilitation	
Louisburg, Town of	\$700,000		PF 0%	397-08	11/25/2019	9/22/2020	11/25/2019	Rehabilitation of two clarifiers, replacement of WAS/RAS pumps, and installation of a chopper pump for the scum pit	Franklin		Infrastructure Rehabilitation	
Newton, City of	\$1,900,000		PF 0%	685-03	1/7/2020	12/10/2020	1/7/2020	Installation of a pump station and 1,600 LF of 6-inch force main to replace oversized gravity sewer that is under a warehouse.	Catawba		Infrastructure Rehabilitation	
Yadkin Valley Sewer Authority	\$770,475		GPR	541-07	1/7/2020	3/4/2021	1/7/2020	Replacement of Dutchman Creek PS with 2,125 LF of 12-inch gravity sewer	Surry		Infrastructure Expansion	IV-B
Tuckasegee Water and Sewer Authority	\$4,595,300		0%	843-04	12/17/2019	(d)	12/17/2019	Rehabilitation of WWTP #2 to include modification of influent pump station, replacement of treatment process with SBR, replacement of chlor/dechlor feed systems and chlorine contact basins, modification of blowers, installation of sludge holding tank, conversion of existing treatment basin to post equalization tank, installation of SCADA system, demolition of lab building and installation of new administration building	Jackson		Infrastructure Rehabilitation	I
Hendersonville, City of	\$1,819,000			444-12	3/11/2020	(e)	3/11/2020	Replacement of 1,900 LF of 4-inch to 6-inch with 8-inch, 4,800 LF of 8-inch, and 1,500 LF of 15-inch gravity sewer, and 25 MHs	Henderson		Infrastructure Rehabilitation	
Troutman, Town of	\$856,000			580-05	1/9/2020	3/24/2021	1/9/2020	Installation of 2,300 LF of 8" gravity sewer, larger pumps at Technology Drive PS, and 4,500 LF of 6" force main to eliminate WWTP at Children's Hope Alliance Barium Springs Campus	Iredell		Infrastructure Expansion	IV-B
Charlotte Water	\$5,540,000		GPR	377-16	1/7/2020	12/18/2020	1/7/2020	Installation of over 13,000 LF of 16-inch reuse water line to provide additional reclaimed water to UNCC	Mecklenburg		Reclaimed Water	X
Lenoir, City of	\$2,480,000			393-07	1/13/2020	4/19/2021	1/13/2020	Replacement of 3,800 LF of 12-inch with 20-inch gravity sewer and 20 MHs	Caldwell		Infrastructure Expansion	IV-B

Status of Recent Projects: Clean Water State Revolving Fund

(Data pull: 7-15-2021)

Owner	Cost	ASADRA	Loan Type*	Project Number	Engineering Report	Plans & Specs	Contract	Description	County	Priority Rating	Project Type	Federal Needs Category
Mount Holly, City of	\$4,710,000			747-02†	11/25/2019	10/22/2020	11/25/2019	Replacement of South Gateway PS with larger 1,100 gpm pump station and 9,200 LF of 12-inch force main to existing WWTP to accommodate existing flows and handle projected growth in the South Gateway area.	Gaston		Infrastructure Expansion	IV-B
Total Encumbrances October 2018		\$24,815,335										
April 2019 Deadlines					5/1/2020	3/1/2021	8/2/2021					
Brevard, City of	\$2,083,000		PF 0%	476-09†	6/23/2020		(h)	Replacement of 1,500 LF of 8-inch and 7,000 LF 12-inch gravity sewer, rehabilitation of 400 LF of 8-inch gravity sewer with CIPP	Transylvania		Infrastructure Rehabilitation	
Pilot Mountain, Town of	\$1,350,000		PF 0%	545-04†	4/8/2020		(i)	Rehabilitation of the WWTP to include influent pump station, clarifiers, and valves, and lift stations to include pump replacement and transfer switches	Surry		Infrastructure Rehabilitation	
Waynesville, Town of	\$17,400,000		PF 0%	930-01†	9/16/2020		(j)	Rehabilitation of WWTP including replacement of headworks, primary clarifiers; rehabilitation of intermediate pump station, aeration basins, blowers; installation of secondary clarifiers; improvements to disinfection system; and rehabilitation of sludge management system.	Haywood		Infrastructure Rehabilitation	
Rutherfordton, Town of	\$990,994		PF 0%	563-05†	3/20/2020	8/28/2020	3/20/2020	Installation of 8,120 LF of 8-inch gravity sewer, replacement and relocation of lift station, and installation of 3,775 LF of 6-inch force main to resolve failing septic tank	Rutherford		Resolve Failed Infrastructure	IV-B
Manteo, Town of	\$1,106,660		PF 0%	798-02†	2/7/2020	3/12/2021		Relocation of Shallowbag Bay PS including wet well, pump controls, switches and bypass connection, and generator.	Dare		Infrastructure Rehabilitation	
Contentnea Metropolitan Sewerage District	\$6,839,000		0%	398-03	6/5/2020	12/2/2020	6/5/2020	Replacement and relocation of Hwy 11 PS including wet well and pumps, 400 LF of 36-inch gravity sewer, 40 LF of 16-inch and 400 LF of 20-inch force main; rehabilitation of Grifton PS including elevation of generator and controls to prevent flooding.	Pitt		Infrastructure Rehabilitation	
Fayetteville Public Works Commission	\$6,255,105		GPR	434-15†	9/29/2020	11/3/2020		Installation of 14,000 linear feet of 8-inch and 12-inch gravity sewer to replace six lift stations	Cumberland		Infrastructure Rehabilitation	
Hickory, City of	\$5,182,700			389-22	5/7/2020	2/25/2021	5/7/2020	Installation of a 100 GPM PS with 8,000 LF of 4-inch force main, replacement of 6,000 LF of 8-inch with 12-inch gravity sewer, and installation of a 750 GPM sewer pump station with 18,000 LF of 10-inch force main	Catawba		Infrastructure Expansion	
Biltmore Forest, Town of	\$292,600		GPR	872-01†	8/6/2020		(k)	Stream restoration and establishment of 30 foot buffers with plantings of native trees, shrubs, and herbaceous native species	Buncombe		Stream Restoration	
Fayetteville Public Works Commission	\$16,162,109			434-16	9/29/2020	11/3/2020	9/29/2020	Installation of 33,000 LF 18-inch and 24-inch gravity sewer	Cumberland		Other	
Total Encumbrances April 2019		\$57,662,168										
September 2019 Deadlines					12/1/2020	10/1/2021	3/1/2022					
Albemarle, City of	\$6,156,000			696-02†	4/22/2021			Rehabilitation and replacement of approximately 10,000 LF of gravity sewer from 8-inches to 24-inches in diameter. Upgrade of electrical system at the WWTP.	Stanly		Infrastructure Rehabilitation	
Bailey, Town of	\$500,000		PF	923-12	5/7/2021			Rehabilitation/replacement of 5,200 LF of 8-inch gravity sewer, 25 manholes, and 110 sewer services	Nash		Infrastructure Rehabilitation	
Cape Fear Public Utility Authority	\$7,845,575			431-07	9/29/2020			Rehabilitation/replacement of 11,500 LF 20-inch, and 4,200 LF of 24-inch force main	New Hanover		Infrastructure Expansion	
Clayton, Town of	\$60,000,000			744-05	1/19/2021			Replacement of 2.5 MGD Little Creek WWRF with a new 10 MGD Neuse River WRF, and infrastructure required to redirect wastewater flow to the new site	Johnston		Infrastructure Expansion	
Gastonia, City of	\$14,000,000			652-03†	4/21/2021	4/21/2021		Installation of 28,100 LF of 8-inch to 48-inch gravity sewer, two pump stations (Armstrong Ford and South East), 15,035 LF of 18-inch to 20-inch force main, two odor control stations, and abandonment of two pump stations	Gaston		Other	
Landis, Town of	\$2,288,120		PF 0%	602-01†	10/12/2020			Replacement of 8,430 LF of 8-inch gravity sewer, 35 manholes, and 93 service laterals	Rowan		Infrastructure Rehabilitation	
Lucama, Town of	\$1,467,500		PF 0%	491-05†	2/25/2021			Rehabilitation/replacement of 12,400 LF of 8-inch gravity sewer and Pump Station #3	Wilson		Infrastructure Rehabilitation	
Murfreesboro, Town of	\$1,839,475		PF R	465-03†	10/12/2020			Rehabilitation/replacement of 6,600 LF of 8-inch, 1,500 LF of 10-inch, and 300 LF of 12-inch gravity sewer, 20 manholes and 79 lateral sewers	Hertford		Infrastructure Rehabilitation	
Pembroke, Town of	\$1,542,000		PF R	698-01†	10/6/2020			Rehabilitation of WWTP to include replacement of headworks and grit removal system, motors and aerators, and caustic building	Robeson		Infrastructure Rehabilitation	
Sharpsburg, Town of	\$1,451,234		PF 0%	839-01	2/19/2021	2/19/2021		Rehabilitation of Pump Station Nos 1, 2, 3, 4, 5, 7, and 8, by replacement of pumps, controls, and SCADA; installation of generators at Bachelor and Taylor Woods PSs; rehabilitation of 19 manholes	Edgecombe, Nash, Wilson		Infrastructure Rehabilitation	
Sweepsonville, Town of	\$1,500,000			840-01	6/21/2021	6/21/2021		Rehabilitation of 3,500 LF of 8-inch, 2,100 LF of 10-inch, and 800 LF of 15-inch gravity sewer and 31 manholes	Alamance		Infrastructure Rehabilitation	

Status of Recent Projects: Clean Water State Revolving Fund

(Data pull: 7-15-2021)

Owner	Cost	ASADRA	Loan Type*	Project Number	Engineering Report	Plans & Specs	Contract	Description	County	Priority Rating	Project Type	Federal Needs Category
Walnut Creek, Village of	\$1,754,000			579-02†	3/25/2021			Replacement of 3,470 LF of 8-inch gravity sewer, 12 MHs, and 26 sewer services; replacement of Pump Station Nos 1, 4, and 5; installation of standby generator at Pump Station 6	Wayne		Infrastructure Rehabilitation	
Whitakers, Town of	\$3,115,600		PF 0%	534-02†	6/10/2021			Replacement of 12,430 LF of 8-inch gravity sewer, 58 manholes, and 82 sewer services; rehabilitation of Walnut Cove St, Main St, Porter St, and Taylor Estates PSs to include replacement of pumps and electrical, rehabilitation of wet wells and generators	Nash / Edgecombe		Infrastructure Rehabilitation	
Whiteville, City of	\$2,958,814		PF R	879-03†	12/2/2020			Rehabilitation/replacement of 825 LF of 15-inch, 2,400 LF of 24-inch, and 3,100 LF of 30-inch gravity sewer, 31 MHs, and 24 sewer services	Columbus		Infrastructure Rehabilitation	
Winterville, Town of	\$1,974,200		PF 0%	541-08†	4/23/2021			Replacement of Chapman St pump Station and 850 LF of dual 6-inch force mains with 10-inch force main; rehabilitation Robinson Heights, Winterville Crossing, and Church St pump stations	Pitt		Infrastructure Expansion	
Yadkin Valley Sewer Authority	\$657,500			541-08†	1/19/2021			Replacement of three blowers for extended aeration ditch at WWTP to improve efficiency	Surry		Infrastructure Rehabilitation	
Total Encumbrances September 2019		\$109,050,018										
April 2020 Deadlines					5/3/2021	3/1/2022	8/1/2022					
Everetts, Town of	\$609,800		PF	764-01	6/9/2021			Collection System Improvements to facilitate merger with Town of Robersonville.	Martin		System Consolidation	
Ellerbe, Town of	\$1,547,461		PF 0%	671-01	7/1/2021			Replacement of gravity sewer, rehabilitation of PS	Richmond		Infrastructure Rehabilitation	
Oxford, City of	\$6,062,000		PF 0%	439-09	6/30/2021			Rehabilitation of WWTP	Granville		Infrastructure Rehabilitation	
Graham, City of (ASADRA)	\$35,249,000	x	PF	563-04†	11/5/2020			Expansion of WWTP from 3.5 to 5 MGD, and relocation outside the floodplain.	Alamance		Infrastructure Expansion	
Laurinburg, City of	\$4,721,000			924-01	4/8/2021			Rehabilitation/replacement of WWTP headworks , influent a pump stations	Scotland		Infrastructure Rehabilitation	
Walstonburg, Town of	\$133,980		PF	830-01	6/8/2021			Rehabilitation of gravity sewer	Greene		Infrastructure Rehabilitation	
Elm City, Town of	\$1,996,726			603-04	(l)			Rehabilitation of sanitary sewer	Wilson		Infrastructure Rehabilitation	
Randleman, City of	\$1,625,000			662-04	4/22/2021			Replacement of tertiary filtration unit, rehabilitation of blower building, expansion of laboratory building	Randolph		Infrastructure Rehabilitation	
Bailey, Town of	\$533,900			696-03	5/7/2021			Replacement of gravity sewer	Nash		Infrastructure Rehabilitation	
Whiteville, City of	\$4,532,263			534-03	1/4/2021			Replacement and relocation of PS's out of the flood plain and 10,200 LF force mains	Columbus		Infrastructure Rehabilitation	
Reidsville, City of	\$3,920,000			384-07	(m)			Replacement and relocation of headworks outside the 100-year floodplain.	0		Infrastructure Rehabilitation	
Southeast Regional Airport Authority	\$579,858			922-01	7/1/2021			Rehabilitation of gravity sewer	Scotland		Infrastructure Rehabilitation	
Contentnea Metropolitan Sewerage District	\$1,645,000			398-04	4/21/2021			Elevation of berm around WWTP above the 100-year flood elevation	Pitt		Infrastructure Rehabilitation	
Lake Waccamaw, Town of	\$809,780			833-03	(n)			Rehabilitation of 5 pump stations, including elevated generators and electrical controls above the 100-year flood plain; and WWTF rehabilitation	Columbus		Infrastructure Rehabilitation	
Yadkin Valley Sewer Authority	\$670,000	x	PF	541-09†	7/26/2021			Rehabilitation and replacement of aerial crossing and gravity sewer, and raise, and rehabilitate MHs.	Surry		Infrastructure Rehabilitation	
Liberty, Town of	\$3,000,000	x	PF	460-04†	5/14/2021			Replacement and relocation of PS out of the 100-year floodplain, rehabilitation PS, and gravity sewer	Randolph		Infrastructure Rehabilitation	
Pollocksville	\$3,000,000	x	PF	664-02†	(o)			Replacement and relocation of facilities at the WWTP out of the 100-year floodplain.	Jones		Infrastructure Rehabilitation	
Tryon, Town of	\$2,189,950	x	PF	620-02†	(p)			Replacement of gravity sewer.	Polk		Infrastructure Rehabilitation	
Total Encumbrances April 2020		\$72,825,718										
September 2020 Deadlines					12/1/2021	10/3/2022	3/1/2023					
Albemarle, City of	\$16,453,200		PF R	522-08				Rehab WWTP	Stanly		Infrastructure Rehabilitation	
Benson, Town of	\$3,533,000			584-05				Replace 3,525 LF gravity sewer; Rehab WWTP to include headworks, three screw lift pumps, and oxidation ditch aerators	Johnston		Infrastructure Expansion	
Cape Fear Pubic Utility Authority	\$4,590,308			923-13				Replace 9,867 LF gravity sewer, 38 MHs, and 148 laterals. CIPP lining of 2,400 LF gravity sewers outfall. Rehab 9 manholes.	New Hanover		Infrastructure Rehabilitation	
Eden, City of	\$7,158,982	x		458-08†				Rehab Junction PS to include pumps and raising electrical equipment; Rehab 3,000 LF gravity sewer outfall and 900 LF siphon barrels; Replace 2,700 LF gravity sewer, 31 manholes and two siphon boxes	Rockingham		Infrastructure Rehabilitation	
Goldsboro, City of	\$3,058,000	x		482-08†				Relocate and replace pump station out of flood plain, consolidate and abandon pump station	Wayne		Infrastructure Rehabilitation	
Hendersonville, City of	\$8,627,000			444-13				Replace 10,620 LF gravity sewer; Rehab 2,100 LF gravity sewer; and conduct stream restoration	Henderson		Infrastructure Expansion	
Hickory, City of	\$30,000,000			389-23				Install new solids handling facility.	Catawba		Infrastructure Rehabilitation	
Macclesfield, Town of	\$3,250,000		PF 0%	605-02				Relocate headworks, influent pump station, tertiary filters, and operations building out of flood plain. Install secondary clarifier.	Edgecombe		Infrastructure Rehabilitation	
Murfreesboro, Town of	\$537,003		PF 0%	491-06				Replace and relocate PS out of floodplain	Hertford		Infrastructure Rehabilitation	
New Bern, City of	\$855,000		GPR	483-05				Expand existing stormwater retention pond and install stormwater pump station and force main.	Craven		Stormwater BMP	
Sanford, City of	\$500,000		PF R	432-06				Replace 5,400 LF gravity sewer	Lee		Infrastructure Rehabilitation	

Status of Recent Projects: Clean Water State Revolving Fund

(Data pull: 7-15-2021)

Owner	Cost	ASADRA	Loan Type*	Project Number	Engineering Report	Plans & Specs	Contract	Description	County	Priority Rating	Project Type	Federal Needs Category
Wallace, Town of	\$4,791,517			445-07				Replace 2,500 LF gravity sewer; install 10,400 LF gravity sewer, 650,000 GPD pump station, and 30,200 LF force main	Duplin		Infrastructure Expansion	
Clinton, City of	\$3,000,000	x	PF	425-07†				Replacement and relocation of Pump Station out of the floodplain	Sampson		Infrastructure Rehabilitation	
Southern Pines	\$2,998,000	x		893-01†				Replace and Relocate pump station out of floodplain.	Moore		Infrastructure Rehabilitation	
Sparta	\$1,268,000	x	PF	771-01†				Replace and relocate gravity sewer outside of the floodplain	Allegheny		Infrastructure Rehabilitation	
St. Pauls, Town of	\$6,093,450	x	PF	529-05†				Replace and relocate WWTP, pump station and force main outside of the floodplain	Robeson		Infrastructure Rehabilitation	
Kinston, City of	\$2,905,630		PF	R	527-14			Rehab 3,100 LF of 30-inch gravity sewer and Rehab/Replace manholes currently within the 100-year floodplain.	Lenoir		Infrastructure Rehabilitation	
Woodland, Town of	\$919,150		PF	0%	639-01			Replace 1,735 LF gravity sewer, 3 MH's, 22 sewer services, and install 4 MH's.	Northampton		Infrastructure Rehabilitation	
Selma, Town of	\$3,015,000		PF	0%	561-04			Relocate pump station out of flood plain, Rehab pump station, and 8,800 LF gravity sewer	Johnston		Infrastructure Rehabilitation	
Total Encumbrances September 2020	\$103,553,240											

† Projects designated as FFATA projects.

*Principal forgiveness (PF) projects through April 2018 receive PF 1/2 the value of the loan up to \$500,000. PF projects from September 2018 and later receive PF based upon affordability criteria but no greater than \$500,000. Reduced interest rate (R) projects receive 1 percent off base interest rate. Green Project Reserve (GPR) projects receive 1 percent off base interest rate.

(a) Project co-funded with CDBG-I funds and on CDBG-I schedule.

(b) Delayed due to surveying issues.

(c) Delayed due to NPDES permitting issues.

(d) Milestone extension to combine two phases into one (843-04).

(e) Deadlines extended due to pandemic.

(f) Delayed due to redesign issues.

(g) Deadlines extended due to pandemic.

(h) Delayed due to permitting issues.

(i) Funding deadline extension requested and approved.

(j) Deadlines extended due to pandemic.

(k) Delayed due to design and permitting issues.

(l) Delayed due to potential participation in Viable Utility program.

(m) Delayed due to design and funding issues.

(n) Delayed due to RFQ process.

(o) Delayed due to potential participation in Viable Utility program.

(p) Delayed due to RFQ issues.



Appendix J
DWSRF Funds Distributed and Remaining



Funds Disbursed and Funds Remaining for Active Projects: Fiscal Year 2020-2021
(Data Pull: 7/14/2021)

Project #	Local Government Unit	Project	Funding Request	Actual Paid	Remaining
1701	Benson, Town of	Replace 1,695 existing service meters with AMR technology	\$ 561,000	\$ 518,266	\$ 42,734
1778	Brevard, City of	Construct 2 ground storage tanks each 0.75 MG to replace ex 1.0 MG	\$ 2,641,100	\$ 2,526,228	\$ 114,872
1794	Raleigh, City of	EM Johnson WTP improve to the permanganate storage & feed facility	\$ 3,578,755	\$ 3,146,689	\$ 432,066
1647P	North Wilkesboro	Planning Loan for the Kerr-Scott Reservoir Raw-water Intake Project	\$ 1,587,860	\$ 1,193,252	\$ 394,608
September 2015 Funding Cycle					
1911	Henderson, City of	Replacement of approximately 1,000 feet of 8-inch and 5,750 feet of 10-inch ACP with same-sized DIP	\$ 1,658,568	\$ 1,301,666	\$ 356,902
1915	Marshville, Town of	Replacement of existing single-pump BPS with duplex BPS and backup generator; replacement of the sole transmission route from the BPS with 4,800 feet of 6-inch waterline; and extension of 1,800 feet of 6-inch waterline to provide distribution redundancy and close a hydraulic loop	\$ 1,100,312	\$ 569,439	\$ 530,873
1872	Oxford, City of	Installation of a 750,000 gallon elevated storage tank, related transmission mains, controls and a SCADA system	\$ 3,046,942	\$ 2,695,657	\$ 351,285
1918	Junaluska Sanitary District	Replacement of approximately 43,800 feet of existing aged and undersized waterlines.	\$ 5,754,465	\$ 4,851,491	\$ 902,974
September 2016 Funding Cycle					
1920	Henderson, City of	Rehabilitation of Kerr Lake Regional Water System WTP to improve clarification system to reduce solids carryover, structural repairs to clearwell and installation a new passenger elevator. Also includes addition of new activated carbon system and new clearwell baffling, installation of a 5th filter to improve performance at peak flow without expanding plant capacity.	\$ 31,893,000	\$ -	\$ 31,893,000
1925	Shelby, City of	Rehabilitation of the Grover Street WTP including the sedimentation basins, chemical feed systems, and main building shell, and replacement of the clearwells, high service pumps and the valves, actuators and other controls for the filters.	\$ 16,427,850	\$ 16,349,774	\$ 78,076
1926	Pamlico County	Replacement of the existing 200,000-gallon Reelsboro elevated storage tank, associated controls and telemetry with the same-size tank at a higher elevation.	\$ 1,712,410	\$ 1,044,832	\$ 667,578
1928	Orange Water and Sewer Authority	Rehabilitation of the sedimentation and flocculation basins and related appurtenances.	\$ 3,028,700	\$ 2,078,001	\$ 950,699
September 2017 Funding Cycle					
1932	Broad River Water Authority	Elms Drive Waterline	\$ 120,470	\$ -	\$ 120,470
1934	Chowan County	Valhalla WTP Backwash Solids Handling	\$ 6,421,500	\$ -	\$ 6,421,500
1936	Oxford, City of	2018 Water Line Replacements	\$ 5,257,854	\$ -	\$ 5,257,854
1937	Winston-Salem, City of	Neilson WTP Modernization	\$ 80,000,000	\$ -	\$ 80,000,000
1938	Goldsboro, City of	Water System Improvements	\$ 3,610,000	\$ -	\$ 3,610,000
1939	North Wilkesboro, Town of	McAdams & Associates, Inc.	\$ 3,046,863	\$ -	\$ 3,046,863
1940	Hendersonville, City of	New French Broad River Intake and Mills River Intake Relocation	\$ 14,124,000	\$ -	\$ 14,124,000
1942	Goldsboro, City of	WTP Enhancement - Plate Settlers	\$ 1,797,360	\$ 1,245,273	\$ 552,087
April 2018 Funding Cycle					
1951	Montgomery County	Replacement of the raw water pumps including chemical feeds, motors, controls, valves backup power and SCADA	\$ 1,406,950	\$ 594,966	\$ 811,984

Funds Disbursed and Funds Remaining for Active Projects: Fiscal Year 2020-2021
(Data Pull: 7/14/2021)


Project #	Local Government Unit	Project	Funding Request	Actual Paid	Remaining
1952	Oxford, City of	Installation of 8,400 feet of water lines in previously approved project, replacement of 2,050 feet of waterlines, and installation of 450 feet of new waterline to form loops	\$ 2,710,500	\$ -	\$ 2,710,500
1949	Kinston, City of	Replacement of 19,500 feet of waterline	\$ 1,299,887	\$ 605,006	\$ 694,881
1954	Snow Hill, Town of	Replacement of waterlines and installation of backup power for Well Site Number 4	\$ 752,426	\$ 353,420	\$ 399,006
1945	Greene County	Conversion of disinfection at seven wells from gaseous chlorine to liquid chlorine	\$ 1,383,000	\$ -	\$ 1,383,000
1953	Robersonville, Town of	Replacement of 6,170 feet of waterline including the abandonment of 4,850 feet of 2-inch waterline	\$ 779,300	\$ -	\$ 779,300
1955	Valdese, Town of	Replacement of 6,800 feet of waterlines	\$ 2,782,950	\$ 1,945,159	\$ 837,791
1948	Johnston County	Installation of various process and capital upgrades to improve the operability and efficiency of the plant	\$ 4,510,000	\$ -	\$ 4,510,000
1944	Edenton, Town of	Rehabilitation of four wells, installation of new finished water pump and construction of a new 0.5 MG ground storage tank to increase plant capacity from 0.8 MGD to 1.3 MGD	\$ 1,854,924	\$ -	\$ 1,854,924
1950	Lincoln County	Installation of 8 miles of 12-inch waterline and a new booster pump station to improve the connection with the City of Lincolnton's WTP	\$ 7,513,965	\$ -	\$ 7,513,965
October 2018 Funding Cycle					
1956	Elizabeth City, City of	Raw Water Reservoir Rehabilitation	\$ 1,073,303	\$ -	\$ 1,073,303
1957	Enfield, Town of	Phase 6 Water System Improvement Project	\$ 890,000	\$ -	\$ 890,000
1958	Jamesville, Town of	Water Treatment Plant Replacement	\$ 906,066	\$ -	\$ 906,066
1959	Grifton, Town of	2018 Water System Improvements	\$ 130,999	\$ -	\$ 130,999
1961	Thomasville, City of	Lambeth Knolls Waterline Replacements Project	\$ 3,776,579	\$ -	\$ 3,776,579
1962	Sampson County	Faison Highway Iron & Manganese Treatment System and Raw Water Main -- Phase II	\$ 883,000	\$ -	\$ 883,000
1965	Saratoga, Town of	2018 Speight School Road Metered Interconnection Upgrade	\$ 757,867	\$ -	\$ 757,867
1966	Roper, Town of	2018 Water System Improvements	\$ 1,013,675	\$ 309,151	\$ 704,524
1973	Cleveland County Water	New Clearwell and High Service Pump Station	\$ 8,539,197	\$ -	\$ 8,539,197
April 2019 Funding Cycle					
1974	Seaboard, Town of	2019 Seaboard Water Distribution System Improvements	\$ 999,280	\$ -	\$ 999,280
1975	Pilot Mountain, Town of	Pilot Mountain Water Line Replacement -- Simmons & Sunset Dr.	\$ 386,975	\$ -	\$ 386,975
1976	North Wilkesboro, Town of	Yadkin River Raw Water Intake	\$ 6,735,310	\$ -	\$ 6,735,310
1977	Dunn, City of	Erwin Road Area 14" Waterline Abandonment and East Wake Street 2" Waterline: Water Distribution Rehabilitation Project	\$ 875,750	\$ -	\$ 875,750
1979	Goldsboro, City of	2019 Water System Improvements	\$ 2,998,100	\$ -	\$ 2,998,100
1980	Orange Water and Sewer Authority	Water Treatment Plant Belt Filter Press #1 Replacement	\$ 3,730,400	\$ -	\$ 3,730,400
1981	Orange Water and Sewer Authority	West Cameron Avenue Water Main Replacement	\$ 2,963,000	\$ 670,156	\$ 2,292,844
1983	Orange Water and Sewer Authority	University Lake Permanganate Facility	\$ 2,170,800	\$ -	\$ 2,170,800
1984	Greenville Utilities Commission	Water Treatment Plant Upgrade Phase I	\$ 40,000,000	\$ 15,560,203	\$ 24,439,797

Funds Disbursed and Funds Remaining for Active Projects: Fiscal Year 2020-2021
(Data Pull: 7/14/2021)

Project #	Local Government Unit	Project	Funding Request	Actual Paid	Remaining
September 2019 Funding Cycle					
1985	Bethel, Town of/GUC	Replace 2-inch waterline with 6-inch, replace residential water meters to align with Greenville Utilities Commission (GUC), replace Well #2, rehabilitate Well #3, and develop water system model to allow Bethel to consolidate with GUC	\$ 1,367,000	\$ -	\$ 1,367,000
1986	Scotland Neck, Town of	Replace existing aged waterlines with 4,500 LF of 6-inch waterline, 9 hydrants, and 60 water services	\$ 612,000	\$ -	\$ 612,000
1987	Fountain, Town of	Replace 2,400 LF of aged waterline with 6-inch waterline	\$ 496,000	\$ -	\$ 496,000
1988	Greenville Utilities Commission	Rehabilitate or replace 2,300 LF of 8-inch and 3,200 LF of 6-inch waterline	\$ 1,000,000	\$ -	\$ 1,000,000
1989	Louisburg, Town of	Replace 5,750 feet of 4-inch and 6-inch waterlines along North Main, John and Williams Streets and Sunset Avenue with 6-inch and 10-inch waterlines, and install new 16-inch shutoff valve at Church Street and Sunset Avenue	\$ 1,528,000	\$ -	\$ 1,528,000
1990	Cape Fear Public Utility Authority	Replace twin 24-inch above-ground transmission mains with aged and decaying supports with a single largely below-ground 30-inch main to reduce risk of failure such as washout	\$ 13,785,950	\$ -	\$ 13,785,950
1992	Walnut Creek, Village of	Replace 413 manual-read water meters with Automated Meter Reading (AMR) system	\$ 350,000	\$ -	\$ 350,000
1993	City of Charlotte / Charlotte Water	Install 30,000 LF of new 36-inch diameter water main to connect existing 48-inch transmission main to an elevated water storage tank	\$ 11,000,000	\$ -	\$ 11,000,000
April 2020 Funding Cycle					
1995	Whitakers, Town of	Small Diameter Waterline Replacement	\$ 750,000	\$ -	\$ 750,000
1996	Belhaven, Town of	Water Line Replacement, Water St., Edwards St., Riverview St.	\$ 277,520	\$ -	\$ 277,520
1997	Rockingham County	Hogan's Creek Water Booster Pump Station Relocation and Flood Protection	\$ 1,791,500	\$ -	\$ 1,791,500
1998	Fayetteville Public Works Commission	PO Hoffer WTP/Glenville Lake WTP Reliability Improvements	\$ 10,719,300	\$ -	\$ 10,719,300
1999	Brevard, City of	King Street Waterline Replacement	\$ 1,086,918	\$ -	\$ 1,086,918
2000	Brevard, City of	Finish Water Storage Tank	\$ 2,858,050	\$ -	\$ 2,858,050
2001	Seaboard, Town of	Small Diameter Waterline Replacement	\$ 1,429,500	\$ -	\$ 1,429,500
2002	Kinston, City of	NC GTP Terminal Water Line Replacement Project	\$ 716,300	\$ -	\$ 716,300
2003	Sampson County	Johnston County Interconnection Phase II	\$ 3,148,000	\$ -	\$ 3,148,000
2004	Stokes County	Stokes-Danbury / Meadows Area Interconnection	\$ 5,208,600	\$ -	\$ 5,208,600
2005	Pamlico County	Grantsboro-Kershaw WTP Treatment Improvements	\$ 2,977,100	\$ -	\$ 2,977,100
2006	Scott's Hill Water and Sewer District	Elevated Water Tank and Associated Improvements	\$ 7,940,000	\$ -	\$ 7,940,000
2007	Rocky Point Topsail Water and Sewer District	RO Water Treatment Plant and Associated Improvements	\$ 23,750,000	\$ -	\$ 23,750,000
2008	River Bend, Town of	Water Meter Replacement - ASADRA	\$ 602,500	\$ -	\$ 602,500
2009	Washington, City of	WTP Emergency Generator	\$ 409,160	\$ -	\$ 409,160
September 2020 Funding Cycle					
2010	Lumberton, City of	2020 Well Replacement	\$ 2,316,900	\$ -	\$ 2,316,900
2011	Dunn, City of	Raw Water Electrical Relocation and 24" Line Replacement	\$ 3,515,000	\$ -	\$ 3,515,000
2012	Surf City, Town of	Water System Resiliency Projects	\$ 2,805,000	\$ -	\$ 2,805,000
2013	Johnston County	2022 AC Water Main Replacement	\$ 5,242,800	\$ -	\$ 5,242,800
2014	Reidsville, City of	Redundant Water Supply Line	\$ 4,654,000	\$ -	\$ 4,654,000
2015	Elm City, Town of	Water Filtration and Emergency Backup Generation	\$ 1,989,086	\$ -	\$ 1,989,086
2016	Lincoln County	St. James Water Line	\$ 3,070,581	\$ -	\$ 3,070,581

Funds Disbursed and Funds Remaining for Active Projects: Fiscal Year 2020-2021
 (Data Pull: 7/14/2021)

Project #	Local Government Unit	Project	Funding Request	Actual Paid	Remaining
2017	Brunswick County	2020 City of Navasa Water Distribution System Rehabilitation	\$ 2,218,967	\$ -	\$ 2,218,967
2018	Davie County	Water Supply Improvements Project	\$ 20,000,000	\$ -	\$ 20,000,000
2019	Oxford, City of	Kerr Lake Regional Water Treatment Plant Upgrades	\$ 6,000,000	\$ -	\$ 6,000,000
2020	Cleveland County Water	Flocculation and Sedimentation Improvements	\$ 2,750,000	\$ -	\$ 2,750,000
Total:			\$ 439,558,944	\$ 57,558,629	\$ 382,000,315



Appendix K
Itemized List of Binding Commitments for DWSRF Program



DWSRF Binding Commitments for Fiscal Year 2020-2021			
Date	Owner	Project Number	Adjusted Offer
8/17/2020	Hendersonville	1940	\$ 14,124,000
9/18/2020	Greenville Utilities Commission	1988	\$ 1,000,000
9/18/2020	Grifton	1959	\$ 78,427
9/18/2020	Greenville Utilities Commission	1984	\$ 40,000,000
10/8/2020	Green County	1945	\$ 1,383,000
10/8/2020	Snow Hill	1954	\$ 752,426
2/8/2021	River Bend	2008	\$ 602,500
3/11/2021	North Wilkesboro	1939	\$ 1,973,196
4/14/2021	Greenville Utilities Commission	1985	\$ 1,367,000
5/7/2021	Belhaven	1996	\$ 277,520
5/7/2021	Lincoln County	1950	\$ 7,513,965
6/10/2021	Fountain	1987	\$ 496,000
6/10/2021	Brevard	1999	\$ 1,086,918
6/10/2021	Brevard	2000	\$ 2,858,050
6/10/2021	Johnston County	1948	\$ 4,510,000
6/10/2021	Sampson County	2003	\$ 3,148,000
Total Commitments:		16	Total \$: \$81,171,002



Appendix L
DWSRF Financial Exhibits



STATE OF NORTH CAROLINA
EPA Revolving Loan Fund
Combining Statement of Net Assets
June 30, 2021 and 2020

Exhibit 1

	Drinking Water Program	
	2021	2020
ASSETS		
Current assets:		
Cash and cash equivalents	\$	\$
Pooled cash	\$ 253,177,237	\$ 190,619,013
Restricted pooled cash		
Investments		
Pooled investments	\$ 61,472,113	\$ 61,737,475
Security lending collateral		
Accounts receivable, net		
Intergovernmental receivables	\$ 235,665	\$ 235,665
Interest receivable	\$ 45,038	\$ 608,354
Premiums receivable		
Contributions receivable		
Other receivables		
Due from other funds	\$ 1,053,015	\$ 459,937
Due from component units		
Notes receivable, net	\$ 79,045,798	\$ 31,911,304
Inventories		
Net OPEB asset		
Prepaid items		
Total current assets	\$ 395,028,866	\$ 285,571,748
Noncurrent Total Assets		
Restricted/designated pooled cash		
Investments		
Restricted investments		
Contributions receivable		
Notes receivable, net	\$ 253,273,136	\$ 332,798,973
Total Deferred Outflows of Resources		
Prepaid items		
Net OPEB asset	\$ 5,864	\$ 7,047
Capital assets – nondepreciable		
Capital assets – depreciable, net		
Total noncurrent assets	\$ 253,279,000	\$ 332,806,020
Total assets	\$ 648,307,867	\$ 618,377,768
DEFERRED OUTFLOWS OF RESOURCES		
Deferred loss on refunding		
Deferred outflows for Asset Retirement Obligation		
Deferred outflows for OPEB	\$ 1,682,489	\$ 2,146,133
Deferred outflows for pensions	\$ 1,158,716	\$ 1,242,864
Total deferred outflows of resources	\$ 2,841,205	\$ 3,388,997
LIABILITIES		
Current liabilities:		
Accounts payable	\$ 79,339	\$ 189,178
Accrued payroll		
Notes fi Total Liabilities		
Intergovernmental payables	\$ 2,251,413	\$ 1,185,438
Due to primary government		
Medical claims payable (State Health Plan only)		
Claims payable		
Unemp Total Inflows for Resources		
Due to fiduciary funds		
Due to other funds		
Due to component units		
Obligations under securities lending		
Capital leases payable		
Revenue bonds payable		
Accrued interest payable		
Funds held for others		

DWSRF Financial Exhibits: FY 2020-2021

Obligation for workers' compensation		\$	—
Annuity and life income payable			
Asset Retirement Obligation			
Accrued vacation leave	\$	36,274	\$ 26,640
Net OPEB liability			
Unearned revenue			
Total current liabilities	\$	<u>2,367,026</u>	\$ <u>1,401,256</u>
Noncurrent liabilities:			
Advances from other funds			
Notes from direct borrowings			
Capital leases payable			
Revenue bonds payable			
Grant anticipation revenue bonds payable			
Unamortized discount on bonds payable			
Unamortized premium on bonds payable			
Accrued interest payable			
Obligation for workers' compensation	\$	—	\$ —
Annuity and life income payable			
Asset Retirement Obligation			
Accrued vacation leave	\$	630,518	\$ 518,153
Net OPEB liability	\$	3,554,763	\$ 5,593,302
Net pension liability	\$	1,930,016	\$ 2,209,166
Total noncurrent liabilities	\$	<u>6,115,297</u>	\$ <u>8,320,621</u>
Total liabilities	\$	<u>8,482,323</u>	\$ <u>9,721,877</u>
DEFERRED INFLOWS OF RESOURCES			
Deferred inflows for OPEB	\$	3,857,577	\$ 2,815,140
Deferred inflows for pensions	\$	297,773	\$ 69,997
NET POSITION			
Total net position	\$	<u>638,511,399</u>	\$ <u>609,159,751</u>

STATE OF NORTH CAROLINA
EPA Revolving Loan Fund
Combining Statement of Revenues, Expenses, and Changes in Net

Assets**For the Fiscal Year Ended June 30, 2021****Exhibit 2**

	Drinking Water Program	
	2021	2020
OPERATING REVENUES		
Sales and services, net	\$ 1,116,712	\$ 151,563
Employer contributions		
Federal grants and contracts		
Interest earnings on loans	2,160,972	2,717,618
Rental and lease earnings		
Fees, licenses, and fines		
Toll revenue		
Insurance premiums		
Miscellaneous	30	1,140
Total operating revenues	<u>3,277,714</u>	<u>2,870,321</u>
OPERATING EXPENSES		
Personal services	4,757,577	4,323,519
Unemployment benefits		
Supplies and materials	77,432	54,453
Services	1,372,177	1,497,034
Prizes		
Claims		
Cost of goods sold		
Depreciation		6,249
Insurance and bonding		
Other fixed charges	28,046	6,964
Other expenses	367,739	336,531
Total operating expenses	<u>6,602,971</u>	<u>6,224,750</u>
Operating income (loss)	<u>(3,325,257)</u>	<u>(3,354,429)</u>
NONOPERATING REVENUES (EXPENSES)		
Noncapital grants	28,571,296	22,697,004
Noncapital gifts, net		
Interest and fees	66,338	
Gain (loss) on sale of property and equipment		
Investment earnings, net		7,780,385
Insurance recoveries		
Grants, aid and subsidies	(504,403)	(1,797,282)
Federal interest subsidy on debt	(4,892,835)	2,736,685
Miscellaneous non-operating revenue		
Miscellaneous non-operating expense	(27,743)	
Total Nonoperating revenues (expenses)	<u>23,212,653</u>	<u>31,416,792</u>
Income (loss) before other revenues, expenses, and transfers	<u>19,887,396</u>	<u>28,062,363</u>
Capital grants		
Capital gifts, net		
Transfers in	6,821,600	20,480,600
Transfers out	(136,811)	
Increase (decrease) in net position	<u>26,572,185</u>	<u>48,542,963</u>
Net position, July 1	1,941,050,559	563,284,129
Restatement	(34,006)	69,344
Net position, June 30	<u>1,967,588,738</u>	<u>611,896,436</u>

STATE OF NORTH CAROLINA
EPA Revolving Loan Fund
Statement of Cash Flows
For the Fiscal Year Ended June 30, 2021 and 2020 **Exhibit 3**

	Drinking Water	
	Program	
	2021	2020
CASH FLOWS FROM OPERATING ACTIVITIES		
Receipts from customers	\$ 523,633	\$ (308,373)
Receipts from federal agencies	-	-
Receipts from other funds	-	-
Receipts from program loan repayments - principal	58,739,317	30,066,177
Receipts from program loan repayments - interest	2,160,972	2,717,618
Payments to suppliers	(1,954,738)	(1,942,969)
Payments to employees	(5,103,422)	(4,011,721)
Payments for prizes, benefits & claims	-	-
Payments to other funds	-	-
Payments for program loans issued	(25,058,753)	21,568,632
Other receipts	-	(37)
Other payments	(27,743)	-
Net cash provided by (used in) operating activities	29,279,266	48,089,327
CASH FLOWS FROM NONCAPITAL FINANCING ACT		
Grant receipts	28,571,296	22,697,003
Grants, aid and subsidies	(3,826,860)	(3,841,022)
Advances from other funds	-	-
Repayment of advances from other funds	-	-
Transfers from other funds	6,821,600	20,480,600
Transfers to other funds	(136,811)	-
Gifts	-	-
Insurance recoveries	-	-
Net cash provided by noncapital financing activities	31,429,225	39,336,581
CASH FLOWS FROM INVESTING ACTIVITIES		
Proceeds from sales and maturities of non-State Treas	-	-
Purchase of non-State Treasurer investments	-	-
Purchase into State Treasurer Investment Pool	-	-
Redemptions from State Treasurer Investment Pool	-	-
Investment earnings	1,462,505	2,874,138
Net cash provided (used) by investing activities	1,462,505	2,874,138
Net increase (decrease) in cash and cash equivalents	62,170,996	49,074,824
Cash and cash equivalents, July 1	190,619,013	141,544,188
Cash and cash equivalents, June 30	\$ 252,790,009	\$ 190,619,012
Reconciliation of operating income or loss to net cash used		
by operating activities:		
Operating income (loss)	\$ (3,325,257)	\$ (3,354,430)
Adjustments to reconcile operating income (loss) to net cash provided by operating activities:	-	-
Depreciation expense	-	6,249.59
Nonoperating miscellaneous income (expense)	38,595	-
Change in assets and deferred outflows:	-	-
Change in liabilities and deferred inflows:	-	-
Total adjustments	124,861,980	6,249.59
Net cash provided by (used in) operating activities	121,536,723	(3,348,180)



Appendix M
DWSRF FFATA Capitalization Grants for FY 2020-2021 Projects



Owner	Project Number	FFATA Projects	PF Min	PF Announced	Green	Commitment date
ASADRA Capitalization Grant						
Scott's Hill Water and Sewer District	2006	\$7,940,000		\$1,985,000		
Rocky Point Topsail Water and Sewer District	2007	\$20,000,000		\$5,000,000		
River Bend, Town of	2008	\$602,500		\$602,500		
Washington, City of	2009	\$409,160		\$102,290		
Lumberton, City of	2010	\$3,515,000		\$878,750		
Dunn, City of	2011	\$2,316,900		\$2,316,900		
Surf City, Town of	2012	\$5,242,800				
Johnston County	2013	\$2,805,000		\$701,250		
Reidsville, City of	2014	\$1,989,086		\$497,272		
Elm City, Town of	2015	\$4,654,000		\$1,000,000		
Lincoln County	2016	\$3,070,581				
ASADRA Capitalization Grant:		\$52,545,027				
				Principal Forgiveness Amount:	\$13,083,962	
2020 Capitalization Grant						
Brunswick County	2017			\$2,218,967		
Davie County Public Utilities	2018			\$2,000,000		
Oxford, City of	2019			\$500,000		
Brevard, City of	1999			\$815,189		
Brevard, City of	2000			\$2,143,538		
Kinston, City of	2002			\$358,150		
2020 Capitalization Grant:		\$33,793,000				
				Principal Forgiveness Minimum:	\$4,733,820	
				Principal Forgiveness Amount:	\$8,035,844	
				Principal Forgiveness Maximum:	\$11,834,550	
2019 Capitalization Grant						
Seaboard, Town of	1974			\$999,280		
Pilot Mountain, Town of	1975			\$189,897		
North Wilkesboro, Town of	1976			\$1,683,827		
Fountain, Town of	1987			\$372,000		
Scotland Neck	1986			\$459,000		
Bethel	1985			\$1,367,000		
Jamesville, Town of	1958			\$679,550		
Thomasville, City of	1970			\$135,995		3/23/2020
Kinston	1949	\$1,299,887				8/26/2019
Roper	1966	\$1,013,675				9/18/2019
Edenton	1944	\$1,336,000				10/23/2019
Hookerton	1946	\$112,486		\$56,243		10/23/2019
Valdese	1955	\$2,782,950				10/23/2019
Enfield	1957	\$890,000				1/6/2020
Oxford	1952	\$2,855,562				2/14/2020
Thomasville	1972	\$1,342,199				2/14/2020
Thomasville	1961	\$1,293,024				3/23/2020
Thomasville	1970	\$543,980				3/23/2020
Thomasville	1971	\$597,376				3/23/2020
Dunn	1977	\$875,750				4/17/2020
Elizabeth City	1956	\$1,073,303				4/17/2020
Sampson County	1962	\$883,000				4/17/2020
Orange Water & Sewer Authority	1981	\$2,963,000				4/17/2020
Cleveland County	1973	\$7,560,000				3/25/2020
Orange Water & Sewer Authority	1983	\$2,170,800				3/25/2020
Sampson County	1967	\$465,000				5/27/2020
Jamesville, Town of	1958	\$906,066				6/29/2020

Owner	Project Number	FFATA Projects	PF Min	PF Announced	Green	Commitment date
2019 Capitalization Grant:		\$33,792,000	Principal Forgiveness Minimum:	\$6,758,400		
			Principal Forgiveness Amount:	\$5,942,792		
			Principal Forgiveness Maximum:	\$11,827,200		
2018 Capitalization Grant						
Elizabeth City, City of	1956			\$804,977		
Enfield, Town of	1957			\$890,000		
Jamesville, Town of	1958			\$679,550		
Grifton, Town of	1959			\$39,214		
Thomasville, City of	1961			\$323,256		
Sampson County	1962			\$441,500		
Saratoga, Town of	1965			\$757,867		
Roper, Town of	1966			\$1,013,675		
Sampson County	1967			\$232,500		
Thomasville, City of	1969			\$130,230		
Thomasville, City of	1970			\$135,995		
Thomasville, City of	1971			\$149,344		
Thomasville, City of	1972			\$335,550		
Broad River Water Authority	1932			\$79,180		10/30/2018
Valdese, Town of	1924			\$156,828		9/5/2018
Winston-Salem	1937	\$20,000,000				12/18/2018
Goldsboro	1938	\$3,610,000				5/16/2019
2018 Capitalization Grant:		\$34,111,000	Principal Forgiveness Minimum:	\$6,822,200	GPR Goal: \$0.00	
			Principal Forgiveness Amount:	\$6,169,665	Total GPR Amount: \$0.00	
			Principal Forgiveness Maximum:	\$10,233,300		
2017 Capitalization Grant						
Montgomery County	1951			\$624,650		5/16/2019
Oxford, City of	1952			\$1,000,000		
Kinston, City of	1949			\$649,943		
Snow Hill, Town of	1954			\$325,710		
Greene County	1945			\$691,500		
Hookerton, Town of	1946			\$56,243		
Robersonville, Town of	1953			\$389,650		
Valdese, Town of	1955			\$1,000,000		
2017 Capitalization Grant:		\$19,283,000	Principal Forgiveness Minimum:	\$3,856,600	GPR Goal: \$0	
Total FFATA Dollars:		\$0	Principal Forgiveness Amount:	\$4,737,696	Total GPR Amount: \$0	
			Principal Forgiveness Maximum:	\$5,784,900		
2016 Capitalization Grant						
Saratoga, Town of	1922			\$108,924		9/26/2017
Valdese, Town of	1924			\$156,828		9/5/2018
Pamlico County	1926			\$500,000		9/26/2017
Tuckaseegee Water & Sewer Authority	1931			\$499,985		7/5/2018
Fork Township	1900	\$3,300,000		\$500,000		4/26/2017
Sharpsburg	1902			\$500,000		10/13/2017
Bertie County Water Dist, IV	1897			\$500,000		9/7/2016
Woodland	1899			\$331,775		10/14/2016
Broad River Water Authority	1932			\$120,470		10/30/2018
Valdese, Town of	1933			\$500,000		9/5/2018
Oxford, City of	1936			\$500,000		
Oxford	1872	\$3,139,200				7/15/2016
Bessemer City	1873	\$2,317,400				9/7/2016
Canton	1898	\$2,464,200				1/30/2017
Junaluska SD	1918	\$3,817,858				4/10/2017
Thomasville	1909	\$4,591,185				10/14/2016

Owner	Project Number	FFATA Projects	PF Min	PF Announced	Green	Commitment date
2017 Capitalization Grant:		\$19,449,000	Principal Forgiveness Minimum:	\$3,889,800	GPR Goal:	\$0
Total FFATA Dollars:		\$19,629,843	Principal Forgiveness Amount:	\$4,217,982	Total GPR Amount:	\$0
			Principal Forgiveness Maximum:	\$5,834,700		
2015 Capitalization Grant						
Canton	1898			\$ 2,464,200		1/30/2017
Highlands	1821			\$ 1,654,760		4/21/2014
Gastonia	1879	\$ 30,000,000				12/3/2015
2017 Capitalization Grant:		\$14,185,710	Principal Forgiveness Minimum:	\$4,111,800	GPR Goal:	\$0
Total FFATA Dollars:		\$30,000,000	Principal Forgiveness Amount:	\$4,118,960	Total GPR Amount:	\$0
			Principal Forgiveness Maximum:	\$6,167,700		
2014 Capitalization Grant						
Tuckaseegee WSA	1789			\$2,696,350		4/16/2014
Badin W&SA	1673			\$2,400,000	\$5,948,630.00	9/20/2014
Kings Mountain	1785F	\$13,410,640				6/15/2015
Dublin	1806	\$141,197				4/11/2014
Highlands	1821	\$2,068,450				4/21/2014
2017 Capitalization Grant:		\$20,695,000	Principal Forgiveness Minimum:	\$4,139,000	GPR Goal:	\$0
Total FFATA Dollars:		\$15,620,287	Principal Forgiveness Amount:	\$5,096,350	Total GPR Amount:	\$5,948,630
			Principal Forgiveness Maximum:	\$6,208,500		

Owner	Project Number	FFATA Projects	PF Min	PF Announced	Green	Commitment date
2013 Capitalization Grant						
Garland, Town of	1775				\$254,375	9/10/2013
Henderson, City of	1692	\$968,618			\$968,618	7/24/2012
Henderson, City of	1694	\$1,831,483			\$1,831,483	8/14/2012
Kittrell Water Association, Inc.	1765				\$273,753	8/15/2013
Ahoskie, Town of	1832			\$762,400		7/17/2014
Beaufort County Water District VI - Chocowinity/Richland	1741	\$3,500,000		\$2,400,000		10/1/2012
Denton, Town of	1643	\$4,334,872		\$2,400,000		1/8/2013
Greenville Utilities Commission	1074B	\$1,291,496				7/27/2009
Cape Fear Public Utility Authority	1314B	\$175,917				7/31/2009
Alexander, County of	1650	\$3,287,175				8/1/2013
Carolina Beach, Town of	1786F	\$1,524,538				6/18/2013
Johnston County, of	1790P	\$117,300				6/18/2014
Clinton, City of	1792	\$1,646,334				6/16/2014
Troutman, Town of	1833	\$703,441				4/16/2014
2017 Capitalization Grant:		\$22,084,000	Principal Forgiveness Minimum:	\$4,416,800	GPR Goal:	\$0
Total FFATA Dollars:		\$19,381,174	Principal Forgiveness Amount:	\$5,562,400	Total GPR Amount:	\$3,328,229
			Principal Forgiveness Maximum:	\$6,625,200		
2012 Capitalization Grant						
Broadway Water Association, Inc.	1767				\$244,750.0	4/3/2013
Louisburg, Town of	1682	\$213,560.0			\$205,557.0	5/30/2013
North Lenoir Water Corporation	1748	\$2,200,000.0			\$2,134,665.0	4/17/2013
Peachland, Town of	1764	\$142,290.0			\$111,149.0	5/14/2013
Landis	1834	\$950,944.0		\$736,800.0		7/15/2014
Pink Hill, Town of	1731	\$219,255.0		\$144,090.0	\$180,110.0	4/9/2013
Aulander, Town of	1733	\$222,345.0		\$154,123.0		4/10/2013
Black Creek, Town of	1676	\$490,518.0		\$286,997.0		4/19/2013
Martin County Regional Water And Sewer Authority	1760	\$2,013,000.0		\$1,610,400.0		3/28/2013
Ossipee, Town of	1825			\$1,993,376.0		7/10/2014
Washington County Water System	1675	\$559,849.0				4/22/2013
Spring Lake, Town of	1685	\$1,314,666.0				4/9/2013
Edgecombe County Water and Sewer District No. 1	1751	\$343,478.0				6/3/2013
Ramseur, Town of	1755F	\$283,681.0				3/26/2013
Benson, Town of	1756	\$216,000.0				4/19/2013
Brevard, City of	1778	\$2,505,514.0				3/19/2013
Belmont, City of	1781F	\$499,532.0				3/1/2013
Williamston, Town of	1783F	\$1,251,055.0				4/9/2013
2017 Capitalization Grant:		\$17,467,080	Principal Forgiveness Minimum:	\$3,493,416	GPR Goal:	\$2,876,231
Total FFATA Dollars:		\$13,425,687	Principal Forgiveness Amount:	\$4,925,786	Total GPR Amount:	\$2,876,231
			Principal Forgiveness Maximum:	\$5,240,124		

Owner	Project Number	FFATA Projects	PF Min	PF Announced	Green	Commitment date
2011 Capitalization Grant						
Aqua North Carolina, Inc.	1691	\$2,125,617			\$2,093,076	10/17/2012
Asheboro, City of	1718	\$487,850			\$475,857	10/30/2012
Bryson City, Town of	1713				\$1,159,995	12/17/2012
Greene, County of	1745	\$1,701,000			\$1,604,118	12/3/2012
Henderson, City of	1693	\$294,000			\$293,928	8/14/2012
Norlina, Town of	1681	\$233,850			\$257,235	7/26/2012
Red Springs, Town of	1687	\$588,960			\$344,058	11/13/2012
Saratoga, Town of	1677	\$117,582			\$82,704	8/22/2012
South Greene Water Corporation	1737	\$580,000			\$436,193	7/23/2013
Warren County Water System District II	1680				\$233,354	9/26/2012
Waynesville, Town of	1704	\$329,868			\$328,938	3/14/2013
Asheville, City of	1593	\$664,001		\$358,580		7/20/2009
Macon, County of	1275	\$2,428,393		\$2,531,090		6/15/2009
Middlesex, Town of	1700	\$431,728		\$418,992		6/27/2012
Robbins, Town of	1696	\$192,777		\$150,297		10/1/2012
Snow Hill, Town of	1635	\$841,000		\$569,207		10/8/2012
Spruce Pine, Town of	1649	\$2,426,000		\$1,940,800		2/10/2012
Taylorsville, Town of	1720	\$1,475,000		\$1,180,000		3/5/2013
Anson, County of	1042B	\$527,762				3/25/2012
Bertie County Water District II	1446	\$209,693				11/19/2012
Topsail Beach, Town of	1674	\$3,500,000				9/24/2012
Warren County Water System District II	1680	\$233,354				9/26/2012
Aqua North Carolina, Inc.	1689	\$1,358,893				10/3/2012
Montgomery, County of	1697	\$2,208,237				8/29/2012
Halifax, County of	1699B	\$1,376,823				8/6/2012
Franklinville, Town of	1709	\$105,323				11/14/2012
Bryson City, Town of	1713	\$1,159,995				12/17/2012
Snow Hill, Town of	1734	\$632,825				1/14/2013
Faison, Town of	1754	\$501,716				8/24/2012
2017 Capitalization Grant:		\$24,698,000	Principal Forgiveness Minimum:	\$4,939,600	GPR Goal:	\$5,613,069
Total FFATA Dollars:		\$26,732,247	Principal Forgiveness Amount:	\$7,148,966	Total GPR Amount:	\$7,309,456
			Principal Forgiveness Maximum:	\$8,419,604		
2010 Capitalization Grant						
Benson, Town of	1701				\$510,000	10/10/2012
Conover, City of	1646	\$377,500			\$374,843	7/10/2012
Conover, City of	1645	\$724,928			\$724,928	7/10/2012
Elizabethtown, Town of	1626				\$295,070	1/23/2012
Johnston, County of	1061B	\$5,097,577			\$5,097,577	8/25/2009
Jones, County of	1634	\$2,015,000			\$1,966,253	7/3/2012
Raleigh, City of	1703	\$6,688,700			\$7,343,137	8/15/2012
Roanoke Rapids Sanitary District	1661	\$1,197,030			\$1,146,261	10/14/2011
Beaufort County Water District I - Washington Township	1735	\$3,000,000		\$2,400,000		10/1/2012
Columbus County W & S District II	1638	\$1,867,135		\$1,500,908		7/3/2012
Cumberland, County of	1662	\$605,100		\$401,292		10/18/2011
Duplin County Water District E	1636	\$789,293		\$631,432		4/2/2012
Duplin County Water District G	1632	\$896,040		\$716,832		4/2/2012
Greene County	1637	\$3,000,000		\$2,400,000		8/9/2012
Mount Olive, Town of	1629	\$2,187,850		\$1,732,163		1/9/2012
North Wilkesboro, Town of	1647P	\$671,670		\$20,000		4/5/2012
Ramseur, Town of	1642	\$311,738		\$283,131		4/25/2012
Fayetteville Public Works Commission	1665	\$5,299,942				5/24/2012
			Principal Forgiveness Minimum:	\$7,118,600	GPR Goal:	\$7,118,600
			Principal Forgiveness Amount:	\$10,085,758	Total GPR Amount:	\$17,458,069
			Principal Forgiveness Maximum:	\$10,667,900		



Appendix N
Status of Recent DWSRF Projects



Status of Recent Projects: Drinking Water State Revolving Fund

(Data Pull:7-15-2021)

Owner	Cost	ASADRA	Loan Type*	Project Number	Engineering Report	Plans & Specs	Contract	Description	County	Priority Rating	Project Type	Federal Needs Category	Compliance Category
September 2017 Deadlines					12/3/2018	10/1/2019	3/20/2020						
Broad River Water Authority	\$120,470		PF 0%	WIF-1932 (Small)	7/20/2018	10/30/2018	1/14/2019	Consolidation of the failing Elm Acres subdivision water system	Rutherford		System Consolidation	Transmission and Distribution	Assist Non-Compliant Systems to Achieve Compliance
Valdese, Town of	\$1,181,700		PF 0%	WIF-1933 (Small)	6/20/2018	4/8/2019	11/7/2019	Replacement 10,410 LF of existing waterline and the installation of two new altitude valves	Burke		Infrastructure Rehabilitation	Transmission and Distribution	Assist Compliant Systems to Maintain Compliance
Chowan County	\$6,421,500			WIF-1934	(a)	(a)	(a)	Installation of a backwash handling and disposal system including pump station, two settling/storage tanks, 300 LF of 12-inch force main, supernatant pump station, 62,000 LF of 10-inch force main, 1,500 LF of 12-inch discharge line and a diffuser to properly dispose of filter backwash	Chowan		Infrastructure Rehabilitation	Treatment	Assist Compliant Systems to Maintain Compliance
Oxford, City of	\$5,257,854		PF 0%	WIF-1936 (Small)	(b)	(b)	(b)	Replacement of 20,400 LF of 6-inch and 8-inch waterline	Granville		Infrastructure Rehabilitation	Transmission and Distribution	Assist Compliant Systems to Maintain Compliance
Winston-Salem, City of	\$20,000,000			WIF-1937†	9/21/2018	4/11/2019	(c)	Rehabilitation of the Nielson WTP	Forsyth		Infrastructure Rehabilitation	Treatment	Assist Compliant Systems to Maintain Compliance
Goldsboro, City of	\$3,610,000			WIF-1938†	11/7/2018	(d)	(d)	Installation of a new booster pump station and 17,800 LF of 6-inch through 10-inch waterline	Wayne		Infrastructure Expansion	Transmission and Distribution	Assist Compliant Systems to Maintain Compliance
Goldsboro, City of	\$1,797,360			WIF-1942	3/4/2019	5/24/2019	10/21/2019	Enhance treatment via installation of sedimentation basin inclined plate settlers to improve turbidity removal under all flow conditions and increase sedimentation basin and filter capacity from 12 to 14 mgd.	Wayne		Infrastructure Expansion	Treatment	Assist Compliant Systems to Maintain Compliance
North Wilkesboro, Town of	\$3,046,863			WIF-1939	8/27/2020	9/18/2020	4/26/2021	Installation of a new 500,000-gallon elevated storage tank and upsizing of 4,200 LF of 6-inch to 12-inch waterline	Wilkes		Infrastructure Expansion	Storage	Assist Compliant Systems to Maintain Compliance
Hendersonville, City of	\$14,124,000			WIF-1940	6/17/2020	10/30/2020	(e)	Replacement and relocation of the Mills River Intake with the installation of a new 21 MGD intake on the French Broad River and 12 MGD raw water pump station	Henderson		Infrastructure Expansion	Source	Assist Compliant Systems to Maintain Compliance
Total Encumbrances September 2017		\$55,559,747											
April 2018 Deadlines					5/1/2019	3/2/2020	8/3/2020						
Montgomery County	\$1,406,950		PF 0%	WIF-1951	3/1/2019	2/5/2020	9/14/2020	Replacement of the raw water pumps including chemical feeds, motors, controls, valves backup power and SCADA	Montgomery		Infrastructure Rehabilitation	Source	Assist Compliant Systems to Maintain Compliance
Oxford, City of	\$2,710,500		PF 0%	WIF-1952 (Small)	5/8/2019	(f)	(f)	Installation of 8,400 feet of water lines in previously approved project, replacement of 2,050 feet of waterlines, and installation of 450 feet of new waterline to form loops	Granville		Infrastructure Rehabilitation	Transmission and Distribution	Assist Compliant Systems to Maintain Compliance
Kinston, City of	\$1,299,887		PF 0%	WIF-1949	5/24/2019	3/2/2020	4/5/2021	Replacement of 19,500 feet of waterline	Lenoir		Infrastructure Rehabilitation	Transmission and Distribution	Assist Compliant Systems to Maintain Compliance
Snow Hill, Town of	\$651,420		PF 0%	WIF-1954 (Small)	1/22/2019	6/17/2019	1/18/2021	Replacement of waterlines and installation of backup power for Well Site Number 4	Greene		Infrastructure Rehabilitation	Transmission and Distribution	Assist Compliant Systems to Maintain Compliance
Greene County	\$1,383,000		PF 0%	WIF-1945	5/16/2019	(g)	(g)	Conversion of disinfection at seven wells from gaseous chlorine to liquid chlorine	Greene		Infrastructure Rehabilitation	Treatment	Assist Compliant Systems to Maintain Compliance
Robersonville, Town of	\$779,300		PF 0%	WIF-1953 (Small)	1/3/2019	5/26/2020	(h)	Replacement of 6,170 feet of waterline including the abandonment of 4,850 feet of 2-inch waterline	Martin		Infrastructure Rehabilitation	Transmission and Distribution	Assist Compliant Systems to Maintain Compliance
Valdese, Town of	\$2,782,950		PF 0%	WIF-1955 (Small)†	2/26/2019	2/27/2020	7/7/2020	Replacement of 6,800 feet of waterlines	Burke		Infrastructure Rehabilitation	Transmission and Distribution	Assist Compliant Systems to Maintain Compliance
Johnston County	\$4,510,000			WIF-1948	3/29/2021	3/26/2021	(i)	Installation of various process and capital upgrades to improve the operability and efficiency of the plant	Johnston		Infrastructure Rehabilitation	Treatment	Assist Compliant Systems to Maintain Compliance
Edenton, Town of	\$1,336,000			WIF-1944†	5/29/2019	12/8/2020	ATA 7/23/2021	Rehabilitation of four wells, installation of new finished water pump and construction of a new 0.5 MG ground storage tank to increase plant capacity from 0.8 MGD to 1.3 MGD	Chowan		Infrastructure Expansion	Source	Assist Compliant Systems to Maintain Compliance
Lincoln County	\$6,885,000			WIF-1950	2/3/2020	11/24/2020	2/4/2021	Installation of 8 miles of 12-inch waterline and a new booster pump station to improve the connection with the City of Lincolnton's WTP	Lincoln		Other	Transmission and Distribution	Assist Compliant Systems to Maintain Compliance
Total Encumbrances April 2018		\$23,745,007											
October 2018 Deadlines					1/2/2020	11/2/2020	4/1/2021						
Elizabeth City, City of	\$1,073,303		PF 0%	WIF-1956†	1/31/2020	12/2/2020	ATA 6/22/2021	Installation of a cover and structural liner and improvements to the intake pipe to rehabilitate an open-topped reservoir and correct a significant sanitary defect	Pasquotank		Infrastructure Rehabilitation	Source	Assist Non-Compliant Systems to Achieve Compliance
Enfield, Town of	\$890,000		PF	WIF-1957 (Small)†	12/23/2019	12/20/2020	ATA 5/20/2021	Replacement of 1000 feet of 8-inch and 5,160 feet of 6-inch waterline. Replacement of diesel generator at WTP.	Halifax		Infrastructure Rehabilitation	Transmission and Distribution	Assist Non-Compliant Systems to Achieve Compliance
Jamesville, Town of	\$906,066		PF 0%	WIF-1958 (Small)†	10/7/2019	2/25/2021	4/21/2021	Replacement of an existing 100,000 gpd conventional WTP with a 100,000 gpd reverse osmosis plant	Martin		Infrastructure Rehabilitation	Treatment	Assist Compliant Systems to Maintain Compliance
Grifton, Town of	\$78,427		PF 0%	WIF-1959 (Small)	4/1/2020	11/7/2020	(j)	Rehabilitation of a well	Pitt		Infrastructure Rehabilitation	Source	Assist Compliant Systems to Maintain Compliance
Winston Salem, City of	\$20,000,000			WIF-1937†	9/21/2018	4/11/2019	(k)	Rehabilitation of the 48 MGD Nielson WTP to include improvements to the plant hydraulics, process equipment, chemical feed and storage systems, operations building, wash water and residuals management facilities, power distribution systems and general sitework.	Forsyth		Infrastructure Rehabilitation	Treatment	Assist Compliant Systems to Maintain Compliance
Thomasville, City of	\$3,776,579		PF 0%	WIF-1961	1/2/2020	11/13/2020	ATA 6/16/2021	Replacement of 6,500 feet of 2-inch waterline with 6-inch along Dogwood, English, Rupp, and Runnymede Streets; and Knollwood and Oaklawn Drives	Davidson		Infrastructure Rehabilitation	Transmission and Distribution	Assist Compliant Systems to Maintain Compliance

Status of Recent Projects: Drinking Water State Revolving Fund

(Data Pull:7-15-2021)

Owner	Cost	ASADRA	Loan Type*	Project Number	Engineering Report	Plans & Specs	Contract	Description	County	Priority Rating	Project Type	Federal Needs Category	Compliance Category
Sampson County	\$883,000		PF 0%	WIF-1962†	1/27/2020	1/4/2021	7/15/2021	Expansion of the Fe/Mn treatment system at the Faison Highway Well and 7,500 feet of 8-inch raw water line to convey water from the Old Warsaw well for treatment	Sampson		Infrastructure Rehabilitation	Treatment	Assist Compliant Systems to Maintain Compliance
Saratoga, Town of	\$757,867		PF 0%	WIF-1965 (Small)	8/12/2021	(l)	(l)	Replacement of 3,500 feet of 2-inch with 6-inch waterlines; addition of booster pump station with backup power to overcome static pressure from Wilson County system; installation of three fire hydrants with automatic flushers; and replacement of WTP filtration system	Wilson		Other	Transmission and Distribution	Assist Compliant Systems to Maintain Compliance
Roper, Town of	\$1,013,675		PF 0%	WIF-1966 (Small)	9/17/2019	8/10/2020	ATA 11/18/2020	Replacement of 4,130 feet of 2-inch, 1,000 feet of 6-inch and 1,275 feet of 8-inch waterlines; replacement of 12 fire hydrant assemblies; replacement existing residential and commercial meters with AMRs	Washington		Other	Transmission and Distribution	Assist Compliant Systems to Maintain Compliance
Cleveland County Water	\$7,560,000			WIF-1973†	1/30/2020	11/17/2020	8/9/2021	Renovation of WTP to replace the existing high service pump station, add a 3 MG clearwell, and replace 2,300 feet of 16-inch transmission line	Cleveland		Infrastructure Expansion	Treatment	Assist Compliant Systems to Maintain Compliance
Total Encumbrances October 2018		\$36,938,917											
April 2019 Deadlines					5/1/2020	3/1/2021	8/2/2021						
Seaboard, Town of	\$999,280		PF	WIF-1974 (Small)	9/15/2020	(m)	(m)	Replacement of 3,200 feet of 2-inch through 8-inch waterline along Harris, Eastwood and Jones Streets; addition of emergency generators for the Peanut/Market Well #1 and Crocker Street Well #2; addition of filters to treat the full flow from the existing wells; provision of altitude valves for the connection to the Northampton County Water System; and installation of a new Booster Pump station and chemical storage building	Northampton		Other	Treatment	Assist Compliant Systems to Maintain Compliance
Pilot Mountain, Town of	\$379,796		PF 0%	WIF-1975 (Small)	1/29/2020	8/24/2020		Replacement of 1,550 LF of 3-inch and 4-inch waterline along Simmons Street and Sunset Drive with 6-inch waterline	Surry		Infrastructure Rehabilitation	Transmission and Distribution	Assist Compliant Systems to Maintain Compliance
North Wilkesboro, Town of	\$6,735,310		PF 0%	WIF-1976 (Small)	4/21/2021	(n)		Replacement without expansion of the existing intake on the Reddies River with a new 4.5 MGD intake on the Yadkin River, a raw water pumping station including mechanical pretreatment and backup power, and 5,500 LF of 20-inch raw water line	Wilkes		Infrastructure Rehabilitation	Source	Assist Compliant Systems to Maintain Compliance
Dunn, City of	\$875,750			WIF-1977†	2/4/2020	6/8/2021		Abandonment of 4,000 LF of 14-inch waterline running beneath structures near Erwin Road and replacement with 1,450 LF of 6-inch and 450 LF of 8-inch waterline; replacement of an existing 2-inch waterline along East Wake Street from Carolina Drive to East Wake Street with 1,000 LF of 6-inch waterline	Harnett		Infrastructure Rehabilitation	Transmission and Distribution	Assist Compliant Systems to Maintain Compliance
Goldsboro, City of	\$2,998,100			WIF-1979	(o)	(o)		Replacement of 28,100 LF of 2-inch waterline with 6-inch waterline	Wayne		Infrastructure Rehabilitation	Transmission and Distribution	Assist Compliant Systems to Maintain Compliance
Orange Water and Sewer Authority	\$3,730,400			WIF-1980	1/15/2020	(p)		Replacement of the existing Belt Filter Press #1 (including the solids conveyor and control systems) at the Jones Ferry Road WTP	Orange		Infrastructure Rehabilitation	Treatment	Assist Compliant Systems to Maintain Compliance
Orange Water and Sewer Authority	\$2,963,000			WIF-1981†	1/21/2020	6/1/2021	8/15/2020	Replacement of 3,000 LF of 12-inch waterline along West Cameron Avenue between South Columbia Street and Merrit Mill Road, and 500 LF of 6-inch waterline along Cameron Court	Orange		Infrastructure Rehabilitation	Transmission and Distribution	Assist Compliant Systems to Maintain Compliance
Orange Water and Sewer Authority	\$2,170,800			WIF-1983	1/23/2020	7/2/2021		Replacement of the temporary permanganate feed equipment at the University Lake Pump Station with a permanent system	Orange		Infrastructure Rehabilitation	Treatment	Assist Compliant Systems to Maintain Compliance
Greenville Utilities Commission	\$20,000,000			WIF-1984	9/14/2020	9/24/2020	6/16/2020	Increasing WTP capacity from 22.3 to 32 MGD	Pitt		Infrastructure Expansion	Treatment	Assist Compliant Systems to Maintain Compliance
Total Encumbrances April 2019		\$40,852,436											
September 2019 Deadlines					12/1/2020	10/1/2021	3/1/2022						
Bethel, Town of	\$1,367,000		PF	WIF-1985 (Small)	12/17/2020			Replace 2-inch waterline with 6-inch, replace residential water meters to align with Greenville Utilities Commission (GUC), replace Well #2, rehabilitate Well #3, and develop water system model to allow Bethel to consolidate with GUC	Pitt		System Consolidation	Transmission and Distribution	Assist Compliant Systems to Maintain Compliance
Scotland Neck, Town of	\$612,000		PF 0%	WIF-1986 (Small)	4/9/2021			Replace existing aged waterlines with 4,500 LF of 6-inch waterline, 9 hydrants, and 60 water services	Halifax		Infrastructure Rehabilitation	Transmission and Distribution	Assist Compliant Systems to Maintain Compliance
Fountain, Town of	\$496,000		PF 0%	WIF-1987 (Small)	4/9/2021			Replace 2,400 LF of aged waterline with 6-inch waterline	Pitt		Infrastructure Rehabilitation	Transmission and Distribution	Assist Compliant Systems to Maintain Compliance
Greenville Utilities Commission	\$1,000,000			WIF-1988	7/13/2020	5/26/2021		Rehabilitate or replace 2,300 LF of 8-inch and 3,200 LF of 6-inch waterline	Pitt		Infrastructure Rehabilitation	Transmission and Distribution	Assist Compliant Systems to Maintain Compliance
Louisburg, Town of	\$1,528,000		PF R	WIF-1989 (Small)	9/26/2020			Replace 5,750 feet of 4-inch and 6-inch waterlines along North Main, John and Williams Streets and Sunset Avenue with 6-inch and 10-inch waterlines, and install new 16-inch shutoff valve at Church Street and Sunset Avenue	Franklin		Infrastructure Expansion	Transmission and Distribution	Assist Compliant Systems to Maintain Compliance
Cape Fear Public Utilities Authority	\$13,785,950			WIF-1990	(q)			Replace twin 24-inch above-ground transmission mains with aged and decaying supports with a single largely below-ground 30-inch main to reduce risk of failure such as washout	New Hanover		Infrastructure Rehabilitation	Transmission and Distribution	Assist Compliant Systems to Maintain Compliance
Greenville Utilities Commission	\$20,000,000			WIF-1984	9/14/2020			Expand WTP capacity from 22.3 MGD to 32 MGD	Pitt		Infrastructure Expansion	Treatment	Assist Compliant Systems to Maintain Compliance
Walnut Creek, Village of	\$350,000			WIF-1992	(r)			Replace 413 manual-read water meters with Automated Meter Reading (AMR) system	Wayne		Other	Meter	Other Assistance Not Compliance Related

Status of Recent Projects: Drinking Water State Revolving Fund

(Data Pull:7-15-2021)

Owner	Cost	ASADRA	Loan Type*	Project Number	Engineering Report	Plans & Specs	Contract	Description	County	Priority Rating	Project Type	Federal Needs Category	Compliance Category
City of Charlotte / Charlotte Water	\$11,000,000			WIF-1993	10/14/2020			Install 30,000 LF of new 36-inch diameter water main to connect existing 48-inch transmission main to an elevated water storage tank	0		Infrastructure Expansion	Transmission and Distribution	Assist Compliant Systems to Maintain Compliance
Total Encumbrances September 2019		\$50,138,950											
April 2020 Deadlines					5/3/2021	3/1/2022	8/1/2022						
Whitakers, Town of	\$750,000		PF	WIF-1995 (Small)	8/23/2021			Replacement of waterline	Edgecombe		Infrastructure Rehabilitation	Transmission and Distribution	Assist Compliant Systems to Maintain Compliance
Belhaven, Town of	\$277,520		PF	0%	WIF-1996 (Small)	3/15/2021		Replace waterline. (additional funding for project H-SRP-D-17-0073)	Beaufort		Infrastructure Rehabilitation	Transmission and Distribution	Achieve Compliance
Rockingham County	\$1,791,500		PF	WIF-1997	8/23/2021			Relocation of a booster pump station out of 100-year floodplain	Rockingham		Infrastructure Rehabilitation	Transmission and Distribution	Assist Compliant Systems to Maintain Compliance
Fayetteville Public Works Commission	\$10,719,300			WIF-1998	7/21/2021			Rehabilitation of two WTPs	Cumberland		Infrastructure Rehabilitation	Treatment	Assist Compliant Systems to Maintain Compliance
Brevard, City of	\$1,086,918		PF	0%	WIF-1999 (Small)	3/15/2021		Replace waterline	Transylvania		Infrastructure Rehabilitation	Transmission and Distribution	Maintain Compliance
Brevard, City of	\$2,858,050		PF	0%	WIF-2000 (Small)	3/15/2021		Replace finished water storage tank due to age and deterioration	Transylvania		Infrastructure Rehabilitation	Storage	Maintain Compliance
Seaboard, Town of	\$1,429,500		PF	WIF-2001 (Small)	(s)			Replacement of small waterlines	Northampton		Infrastructure Expansion	Transmission and Distribution	Assist Compliant Systems to Maintain Compliance
Kinston, City of	\$716,300		PF	R	WIF-2002	6/10/2021		Replacement of waterline	Lenoir		Infrastructure Rehabilitation	Transmission and Distribution	Assist Compliant Systems to Maintain Compliance
Sampson County	\$3,148,000			WIF-2003	5/6/2021			Installation of water main, a 2-way master meter, a system control valve, new water services, and controls	Sampson		Other	Transmission and Distribution	Maintain Compliance
Stokes County	\$5,208,600		PF	0%	WIF-2004	11/24/2020		Installation of water main, one new well, elevated storage tank, rehabilitation of existing well, pressure reducing station, and pump station; installation of standby generators for the existing well, proposed well and pump station	Stokes		Infrastructure Expansion	Transmission and Distribution	Assist Compliant Systems to Maintain Compliance
Pamlico County	\$2,977,100		PF	R	WIF-2005	8/16/2021		Replacement of gas chlorination equipment at each well house	Pamlico		Infrastructure Rehabilitation	Treatment	Assist Compliant Systems to Maintain Compliance
Scott's Hill Water and Sewer District	\$7,940,000	x	PF	R	WIF-2006†	(t)		New storage tank, water transmission line and three supply wells	Pender		Infrastructure Expansion	Storage	Assist Compliant Systems to Maintain Compliance
Rocky Point Topsail Water and Sewer District	\$20,000,000	x	PF	R	WIF-2007†	(u)		A new WTP and waterline to increase capacity	Pender		Infrastructure Expansion	Treatment	Assist Compliant Systems to Maintain Compliance
River Bend, Town of	\$602,500	x	PF		WIF-2008 (Small)†	2/4/2021		Replace all meters with AMR (Automatic Meter Reading) and relocate the billing server outside the floodplain	Craven		Other	Transmission and Distribution	Other Assistance Not Compliance Related
Washington, City of	\$409,160	x	PF	R	WIF-2009 (Small)†	8/13/2021		Install an emergency generator to power WTP	Beaufort		Infrastructure Rehabilitation	Treatment	Assist Compliant Systems to Maintain Compliance
Total Encumbrances April 2020		\$59,914,448											
September 2020 Deadlines					12/1/2021	10/3/2022	3/1/2023						
Lumberton, City of	\$2,316,900	x	PF		WIF-2010†			Replace three wells and install 5,300 LF of new raw water line	Robeson		Infrastructure Rehabilitation	Source	Assist Compliant Systems to Maintain Compliance
Dunn, City of	\$3,515,000	x	PF	R	WIF-2011 (Small)†			Replace and relocate electrical controls and SCADA systems outside of floodway and replace raw water transmission lines	Harnett		Infrastructure Rehabilitation	Source	Assist Compliant Systems to Maintain Compliance
Surf City, Town of	\$2,805,000	x	PF	R	WIF-2012†			Abandon Well and install new Well, 600 LF raw water line. Install 2,480 LF water main under the Intracoastal Waterway	Pender		Infrastructure Expansion	Source	Assist Compliant Systems to Maintain Compliance
Johnston County	\$5,242,800	x			WIF-2013†			Replace 18,800 LF asbestos cement lines with 16-inch ductile iron pipe	Johnston		Infrastructure Rehabilitation	Transmission and Distribution	Assist Compliant Systems to Maintain Compliance
Reidsville, City of	\$4,654,000	x	PF	R	WIF-2014†			Install 30,900 LF transmission main providing an additional connection to water distribution system, new meter vault, valves and hydrants.	Rockingham		Other	Source	Assist Compliant Systems to Maintain Compliance
Elm City, Town of	\$1,989,087	x	PF	R	WIF-2015 (Small)†			Recommission Crossroads Well with multimedia filters, backup generator and SCADA. Rehab 3 wellsites with new buildings, chemical storage containment, backup generators, electrical panels, and SCADA. Install 3,000 LF water lines to replace existing.	Wilson		Infrastructure Expansion	Treatment	Assist Compliant Systems to Maintain Compliance
Lincoln County	\$3,070,581	x			WIF-2016†			Install redundant transmission line	Lincoln		Other	Transmission and Distribution	Assist Compliant Systems to Maintain Compliance
Brunswick County	\$2,218,967		PF		WIF-2017			Replace 12,000 LF of water main, 20 fire hydrants, and 402 water meters with AMR units; install 40 LF of water main, 3 fire hydrants, and 20 blow-off valves.	Brunswick		System Consolidation	Transmission and Distribution	Assist Non-Compliant Systems to Achieve Compliance
Davie County	\$20,000,000		PF	R	WIF-2018			Expand WTP and add emergency power; De-commission second WTP; install 18,000 LF 12-inch transmission main	Davie		Infrastructure Rehabilitation	Source	Assist Compliant Systems to Maintain Compliance
Oxford, City of	\$6,000,000		PF	0%	WIF-2019			Expand WTP to 20 MGD	Granville		Infrastructure Expansion	Treatment	Assist Compliant Systems to Maintain Compliance

Status of Recent Projects: Drinking Water State Revolving Fund

(Data Pull: 7-15-2021)

Owner	Cost	ASADRA	Loan Type*	Project Number	Engineering Report	Plans & Specs	Contract	Description	County	Priority Rating	Project Type	Federal Needs Category	Compliance Category
Cleveland County Water	\$2,750,000			WIF-2020				Construct two new flocculators and two rapid-mix basins to replace existing. Renovate two flocculators, four sed basins and vacuum sludge collection system	Cleveland		Infrastructure Rehabilitation	Treatment	Assist Compliant Systems to Maintain Compliance
Total Encumbrances September 2020		\$54,562,335											

*Projects designated as FFATA projects.

*Principal forgiveness (PF) projects through April 2018 receive PF 1/2 the value of the loan up to \$500,000. PF projects from September 2018 and later receive PF based upon affordability criteria but no greater than \$500,000. Reduced interest rate (R) projects receive 1 percent off base interest rate.

(a) Project on hold due to review of potential regional approach.

(b) Delayed due to lack of response to comments.

(c) Deadlines extended due to pandemic.

(d) Deadlines extended due to pandemic.

(e) Deadlines extended due to pandemic.

(f) Delayed due to lack of response.

(g) P&S under review, expecting request to extend deadlines.

(h) Received deadline request related to bidding and auditing issues.

(i) Deadlines extended due to pandemic.

(j) Requesting additional funding.

(k) Deadlines extended due to pandemic.

(l) Deadlines extended due to pandemic.

(m) Deadlines extended due to pandemic.

(n) Delayed due to surveying and geotechnical issues.

(o) Deadlines extended due to rate study.

(p) Deadlines extended due to pandemic.

(q) Delayed due to environmental issues.

(r) Deadlines extended.

(s) Startup of project delayed.

(t) Delayed due to property acquisition issues.

(u) Delayed due to property acquisition issues.



Appendix O
DWSRF Annual Set-Aside Report for FY 2020-2021



Summary Report Drinking Water State Revolving Fund Set-Aside Program

The following report on set-asides is presented in the order described in the approved Intended Use Plans.

I. Program Administration (up to Four Percent of Capitalization Grant)

The DWSRF is administered by the Division of Water Infrastructure. This set-aside is used for salaries and associated expenses of personnel devoting time to program administration, as outlined in the Intended Use Plan.

II. Technical Assistance for Small Systems (Up to Two Percent of Capitalization Grant)

The North Carolina Public Water Supply (PWS) Section of the Division of Water Resources continued to provide technical assistance to water systems serving a population of less than 10,000 consumers. Funding from this set-aside was used jointly by the NCPWS Section and the North Carolina Rural Water Association (NCRWA) to maintain work plan activities as required to achieve maximum utilization.

A contractual agreement with NCRWA was continued to support a circuit rider position that provided technical assistance to 871 contacts of technical assistance during the period from July 1, 2020 to June 30, 2021. These contacts involved dialog with water system personnel in accordance with the objectives and methods described in the activities and assistance within the Intended Use Plan.

The PWS Section continued to utilize this set-aside to support positions in Regional Offices. Overall, PWS Section staff conducted a total of 4,594 site visits to small systems, including, 2,062 sanitary surveys of small systems during calendar year 2020 (data entry had not been completed for all fiscal year 2021 site visits at the time data was pulled from SDWIS for this report).

III. State Program Management Functions (Up to Ten Percent of Capitalization Grant)

Performance with this section is measured and evaluated as adherence to the terms and conditions of the PWSS Supervision Program workplan and Government Performance and Results Act performance measures, reported in SDWIS and compiled directly by EPA. In addition, this set-aside is used to support a Source Water Protection (SWP) Program Engineer, who coordinates the development, implementation, and management of a statewide Drinking Water Protection (DWP) Program.

Highlights of the DWP Program include the update of source water assessments, creation of GIS tools, maintenance of inter-agency partnerships, wellhead protection planning, and participation in the rule-making process to require protection plans for the state's surface water systems. Program accomplishments are further detailed in the Source Water Protection Report submitted to EPA.

IV. Local Assistance and Other State Programs (Up to Fifteen Percent of Capitalization Grant)

Wellhead Protection

Public water systems in North Carolina rely on support from the PWS Section Regional Office (RO) staff when faced with water supply problems or establishment of new ground water wells. RO staff assistance improves operation and compliance with the Safe Drinking Water Act and serves as front line enforcement of regulations regarding the siting of new wells with respect to existing and potential sources of contamination. RO staff also inspect groundwater systems for construction and contaminant issues that can impact the source supply, as well as investigate potential incidences of contamination. In addition to RO staff, this set-aside supports a hydrogeologist who coordinates the implementation and management of the state's Wellhead Protection (WHP) Program.

The WHP Program continued to implement a process for the review and approval of local WHP plans, including the evaluation and review of draft wellhead protection area delineations. In addition, the WHP Program continued to develop and maintain an MS Access database for tracking WHP Program information. At the end of the reporting period there were 152 active WHP plans covering 169 PWS systems comprising 986 wells serving a population of 1,040,888 consumers.

The NCPWS Section administered a contractual agreement with NCRWA to provide assistance to public water systems in the development of local WHP plans. Many of these systems are small systems that lack the technical and financial resources to pursue drinking water protection on their own. Under conditions of the contract, NCRWA provided on-site technical assistance in the development and implementation of WHP plans customized to individual communities. This activity included guidance to identify potential contaminants and effective actions to prevent contaminants from entering their drinking water supply.

Capacity Development

The PWS Section continued to utilize this set-aside to support positions that provide direct support to water systems as they pursue Capacity Development goals and compliance with the Safe Drinking Water Act, and provide oversight for the Capacity Development Program. Working in conjunction with other regional office staff, these positions review water systems' financial and managerial capabilities, perform sanitary surveys and site visits, provide technical assistance and training, and develop strategies to improve system capacity.

Detailed accomplishments are documented and reported annually to EPA in the *North Carolina Capacity Development Report for Public Water Systems*. Overall, PWS Section staff conducted a total of 5,460 site visits, including, 2,211 sanitary surveys for all systems (including small systems) during calendar year 2020. Data entry was not complete for fiscal year 2021 site visits at the time data was pulled from SDWIS for this report.

Table 1 on the next page shows the actual expenditures on non-project set-asides during the reporting year.

Table 1. Set Aside Amounts Spent in FY 2020-2021		
Name of Non-Project Set-Aside	Amount Spent	Previous Year (2019-2020) Amount Spent
1. Administration -- up to 4%	\$1,078,434	\$1,050,278
2. State Program Management Functions -- up to 10%	\$2,649,393	\$2,072,340
3. Technical Assistance -- up to 2%	\$265,875	\$211,208
4. Local Assistance and Other State Programs (up to 15%)		
a. Land Acquisition	\$0	\$0
b. Wellhead Protection	\$1,205,388	\$967,037
c. Capacity Development	\$2,030,186	\$1,600,038
<i>Total Local Assistance and Other State Program:</i>	\$3,235,574	\$2,567,075
Sum of Non-Project Set-Asides	\$7,229,276	\$5,900,901



Appendix P
State Reserve Construction Projects Funded by Division
in FY 2020-2021



Construction Projects Funded by the State Reserve Program for FY 2020-2021

Owner	Funding Source	Project Number	Grant Percentage	Grant Amount	Loan Amount	Total Funding	Connect NC Bond Grant	Connect NC Bond Loan	Description	County
September 2020 Funding Round										
Asheboro, City of (Bond)	SWWR	SRP-W-0184	0%	\$0	\$2,705,240	\$2,705,240		x	Expand and relocation of PS from 0.6 to 0.95 MGD. Install 7,800 LF gravity sewer and 16,500 LF force main.	Randolph
Beech Mountain, Town of (Bond)	SWWR	SRP-W-0185	0%	\$0	\$2,870,000	\$2,870,000		x	Rehab 2,550 LF gravity sewer, replace 6,500 LF gravity sewer, 26 gravity sewer spot repairs, rehab/replace 93 manholes, locate and raise 101 manhole frames and covers.	Watauga
Brunswick County	SWWR	SRP-W-0186	100%	\$2,852,818	\$0	\$2,852,818			Assess and rehab nonviable sewer collection system to include 80,000 LF of gravity sewer, five (5) pump stations, Replace 7,600 LF of gravity sewer with low pressure sewer and grinder pump stations.	Brunswick
Henderson, City of (Bond)	SWWR	SRP-W-0187	0%	\$0	\$2,542,553	\$2,542,553		x	Rehab 15,000LF of 8-inch to 24-inch gravity sewer, Find and Fix.	Vance
Lincoln County	SWWR	SRP-W-0188	0%	\$0	\$803,662	\$803,662			Rehab pump station to include elevation of 7 manholes and install new access road at least 2 feet above 100-year floodplain, Replace splitter box, and install inline grinder	Lincoln
Maggie Valley, Town of	SWWR	SRP-W-0189	0%	\$0	\$253,000	\$253,000			Stabilize base of the levee on a streambank that protects the WWTP from flood waters.	Haywood
Spindale, Town of	SWWR	SRP-W-0191	0%	\$0	\$2,000,000	\$2,000,000			Rehab PS to replace pumps and controls, screens, valves, piping, and electrical.	Rutherford
Stanly County	SWWR	SRP-W-0192	100%	\$1,215,200	\$0	\$1,215,200			Install portable generator, permanent generator, rehab 9 pump stations with duplex pump, disconnect switch, and SCADA; rehab 40 manholes and 200 septic tanks; and replace 6 grinder pumps with septic tanks.	Stanly
Surf City, Town of	SWWR	SRP-W-0193	0%	\$0	\$2,370,553	\$2,370,553			Rehab WWTP to include headworks structure, disk filters and bypass pump connection.	Pender
Taylorsville, Town of	SWWR	SRP-W-0194	0%	\$0	\$400,000	\$400,000			Install 3,780 LF force main to redirect flow from existing pump station.	Alexander
Taylorsville, Town of	SWWR	SRP-W-0195	0%	\$0	\$781,500	\$781,500			Rehab two clarifiers; replace 4 RAS pumps and standby generator; replace and relocate dechlorination shelter out of the floodplain; install air conditioners to the aeration basin blower control panel and install electrical surge protection devices.	Alexander
Trinity, City of	SWWR	SRP-W-0196	0%	\$0	\$1,354,000	\$1,354,000			Expand pump station to include 26,000 LF of force main to reroute flow to City of High Point.	Randolph
Valdese, Town of	SWWR	SRP-W-0197	0%	\$0	\$1,176,000	\$1,176,000			Expand pump station to include pumps, force main, and electrical controls; Rehab gravity sewer and manholes upstream of PS.	Burke
Wallace, Town of	SWWR	SRP-W-0198	0%	\$0	\$1,520,720	\$1,520,720			Replace 2,500 LF gravity sewer; install 10,400 LF gravity sewer, 650,000 GPD pump station, and 30,200 LF force main.	Duplin
Washington, City of	SWWR	SRP-W-0199	0%	\$0	\$2,500,000	\$2,500,000			Install flood projection PS located in the 100-year floodplain; and Rehab/Replace 3,200 LF of outfall.	Beaufort
Woodland, Town of	SWWR	SRP-W-0200	16%	\$177,000	\$0	\$177,000			Replace 1,735 LF gravity sewer, 3 MH's, 22 sewer services, and install 4 MH's.	Northampton
Yadkin Valley Sewer Authority	SWWR	SRP-W-0201	100%	\$1,762,000	\$0	\$1,762,000			Rehab 14,491 LF gravity sewer, and 128 MH; Replace 2,629 LF gravity sewer, 36 point repairs, and 24 sewer services.	Surry
Yadkin Valley Sewer Authority	SWWR	SRP-W-0202	0%	\$0	\$310,500	\$310,500			Install generators at 4 pump stations.	Surry
Davie County	SDWR	SRP-D-0203	100%	\$1,123,807	\$0	\$1,123,807			Expand WTP and add emergency power; De-commission second WTP; install 18,000 LF 12-inch transmission main.	Davie
Total Funded September 2020				\$7,130,825	\$21,587,728	\$28,718,553				



Appendix Q
State Reserve Non-Construction Projects Funded by Division
in FY 2020-2021



Non-Construction Projects Funded by the State Reserve Program for FY 2020-2021

Owner	Funding Source	Project Number	Total Funded Amount	Project Name	County
FY 2020-2021 Asset Inventory and Assessment Grants					
Sharpsburg, Town of	SWWR	AIA-W-0212	\$150,000	Sewer Asset Inventory & Assessment	Nash
Rockingham County	SDWR	AIA-D-0213	\$150,000	AIA Program - Water System	Rockingham
Yadkin Valley SA	SWWR	AIA-W-0214	\$150,000	2021 Collection System I/I Assessment Project	Surry
Kinston, City of	SWWR	AIA-W-0215	\$150,000	2020 Wastewater Asset Management Plan	Lenoir
Archdale, City of	SWWR	AIA-W-0216	\$135,000	AIA - Archdale Sewer	Randolph/Guilford
Saluda, City of	SDWR	AIA-D-0217	\$150,000	Water AIA Project	Polk
Saluda, City of	SWWR	AIA-W-0218	\$150,000	Sewer AIA Project	Polk
Chocowinity, Town of	SDWR	AIA-D-0219	\$150,000	Water System Asset Inventory Assessment	Beaufort
Selma, Town of	SWWR	AIA-W-0220	\$150,000	Sewer AIA	Johnston
Sharpsburg, Town of	SDWR	AIA-D-0221	\$150,000	Water Asset Inventory & Assessment	Nash
Maysville, Town of	SDWR	AIA-D-0222	\$150,000	2020 Water System AIA Project	Jones
Liberty, Town of	SWWR	AIA-W-0223	\$150,000	Sewer AIA Project	Randolph
Roseboro, Town of	SDWR	AIA-D-0224	\$150,000	Water System Asset Inventory & Assessment	Sampson
Red Springs, Town of	SDWR	AIA-D-0225	\$150,000	Water AIA	Robeson
Troutman, Town of	SWWR	AIA-W-0226	\$150,000	Sewer Collection System Inventory and Assessment	Iredell
Kenly, Town of	SWWR	AIA-W-0227	\$150,000	Sewer AIA	Johnston/Wilson
Mayodan, Town of	SWWR	AIA-W-0228	\$140,000	AIA - Wastewater System	Rockingham
Nash County	SWWR	AIA-W-0229	\$150,000	CNWSW Wastewater AIA	Nash
Nash County	SDWR	AIA-D-0230	\$150,000	Dortches/NNWS Drinking Water Study	Nash
Smithfield, Town of	SWWR	AIA-W-0231	\$150,000	Wastewater Asset Inventory and Assessment	Johnston
Spindale, Town of	SWWR	AIA-W-0232	\$150,000	Wastewater Pipe Condition Assessment Program	Rutherford
Hot Springs, Town of	SWWR	AIA-W-0233	\$150,000	Sewer System AIA	Madison
Bryson City, Town of	SWWR	AIA-W-0234	\$55,000	Sewer AIA	Swain
Bryson City, Town of	SDWR	AIA-D-0235	\$65,000	Water AIA	Swain
Scotland Neck, Town of	SDWR	AIA-D-0236	\$150,000	Water Asset Inventory & Assessment	Halifax
Kenly, Town of	SDWR	AIA-D-0237	\$150,000	Water AIA	Johnston/Wilson
Halifax County	SWWR	AIA-W-0238	\$150,000	Wastewater System Asset Inventory and Assessment	Halifax
Fairmont, Town of	SDWR	AIA-D-0239	\$150,000	AIA and Water Loss Project	Robeson
Sparta, Town of	SWWR	AIA-W-0240	\$150,000	Sewer System AIA	Alleghany
Sparta, Town of	SDWR	AIA-D-0241	\$130,000	Water System AIA	Alleghany
Lumberton, City of	SWWR	AIA-W-0242	\$150,000	Water System Asset Inventory and Assessment	Robeson
Total Funded FY 2020-2021 Asset Inventory and Assessment Grants:			\$4,425,000		

Non-Construction Projects Funded by the State Reserve Program for FY 2020-2021

Owner	Funding Source	Project Number	Total Funded Amount	Project Name	County
FY 2020-2021 Merger/Regionalization Feasibility Grants					
McAdenville, Town of	SWWR	MRF-W-0039	\$50,000	McAdenville and Gastonia/Two Rivers Utilities Sewer MRF	Gaston
St. Pauls, Town of	SWWR	MRF-W-0040	\$50,000	St. Pauls, Parkton, Robeson Co. Wastewater MRF	Robeson
White Lake, Town of	SWWR	MRF-W-0041	\$50,000	White Lake/Elizabethtown Wastewater Treatment MRF	Bladen
Broadway, Town of	SDWR	MRF-D-0042	\$50,000	Broadway and Sanford Regional Water MRF	Lee
McAdenville, Town of	SDWR	MRF-D-0043	\$50,000	McAdenville and Gastonia/Two Rivers Utilities Water MRF	Gaston
Broadway, Town of	SWWR	MRF-W-0044	\$50,000	Broadway and Sanford Regional Wastewater MRF	Columbus
Benson, Town of	SWWR	MRF-W-0045	\$50,000	Benson and Dunn Wastewater MRF	Johnston
Dunn, City of	SDWR	MRF-D-0046	\$50,000	Dunn, Benson, Eastover SD Water MRF	Harnett
Murphy, Town of	SWWR	MRF-W-0047	\$50,000	Andrews and Murphy Regional Wastewater Sludge MRF	Cherokee
Rose Hill, Town of	SWWR	MRF-W-0048	\$50,000	Regional Wastewater Alternatives MRF	Duplin
Total Funded FY 2020-2021 Merger/Regionalization Feasibility Grants:			\$500,000		



Appendix R
Status of State Reserve Funds Disbursed and Remaining



Local Government Unit	Project #	Appropriations and Transfers			Bond Grants			Bond Loans			Revolving Loan		
		Obligated	Actual Paid	Remaining	Obligated	Actual Paid	Remaining	Obligated	Actual Paid	Remaining	Obligated	Actual Paid	Remaining
Fiscal Year 2020-2021													
Asset Inventory and Assessment Grants & Merger / Regionalization Feasibility Grants													
Sharpsburg, Town of	AIA-W-0212	\$	150,000	\$	150,000								
Rockingham County	AIA-D-0213	\$	150,000	\$	150,000								
Yadkin Valley SA	AIA-W-0214	\$	150,000	\$	150,000								
Kinston, City of	AIA-W-0215	\$	150,000	\$	150,000								
Archdale, City of	AIA-W-0216	\$	135,000	\$	135,000								
Saluda, City of	AIA-D-0217	\$	150,000	\$	150,000								
Saluda, City of	AIA-W-0218	\$	150,000	\$	150,000								
Chocowinity, Town of	AIA-D-0219	\$	150,000	\$	150,000								
Selma, Town of	AIA-W-0220	\$	150,000	\$	150,000								
Sharpsburg, Town of	AIA-D-0221	\$	150,000	\$	150,000								
Maysville, Town of	AIA-D-0222	\$	150,000	\$	150,000								
Liberty, Town of	AIA-W-0223	\$	150,000	\$	150,000								
Roseboro, Town of	AIA-D-0224	\$	150,000	\$	150,000								
Red Springs, Town of	AIA-D-0225	\$	150,000	\$	150,000								
Troutman, Town of	AIA-W-0226	\$	150,000	\$	150,000								
Kenly, Town of	AIA-W-0227	\$	150,000	\$	150,000								
Mayodan, Town of	AIA-W-0228	\$	140,000	\$	140,000								
Nash County	AIA-W-0229	\$	150,000	\$	150,000								
Nash County	AIA-D-0230	\$	150,000	\$	150,000								
Smithfield, Town of	AIA-W-0231	\$	150,000	\$	150,000								
Spindale, Town of	AIA-W-0232	\$	150,000	\$	150,000								
Hot Springs, Town of	AIA-W-0233	\$	150,000	\$	150,000								
Bryson City, Town of	AIA-W-0234	\$	55,000	\$	55,000								
Bryson City, Town of	AIA-D-0235	\$	65,000	\$	65,000								
Scotland Neck, Town of	AIA-D-0236	\$	150,000	\$	150,000								
Kenly, Town of	AIA-D-0237	\$	150,000	\$	150,000								
Halifax County	AIA-W-0238	\$	150,000	\$	150,000								
Fairmont, Town of	AIA-D-0239	\$	150,000	\$	150,000								
Sparta, Town of	AIA-W-0240	\$	150,000	\$	150,000								
Sparta, Town of	AIA-D-0241	\$	130,000	\$	130,000								
Lumberton, City of	AIA-W-0242	\$	150,000	\$	150,000								
McAdenville, Town of	MRF-W-0039	\$	50,000	\$	50,000								
St. Pauls, Town of	MRF-W-0040	\$	50,000	\$	50,000								
White Lake, Town of	MRF-W-0041	\$	50,000	\$	50,000								
Broadway, Town of	MRF-D-0042	\$	50,000	\$	50,000								
McAdenville, Town of	MRF-D-0043	\$	50,000	\$	50,000								
Broadway, Town of	MRF-W-0044	\$	50,000	\$	50,000								
Benson, Town of	MRF-W-0045	\$	50,000	\$	50,000								
Dunn, City of	MRF-D-0046	\$	50,000	\$	50,000								
Murphy, Town of	MRF-W-0047	\$	50,000	\$	50,000								
Rose Hill, Town of	MRF-W-0048	\$	50,000	\$	50,000								
				\$7,091	\$	50,000							
Construction Projects													
Asheboro, City of	SRP-W-0184							\$2,702,240		\$2,705,240			
Beech Mountain, Town of	SRP-W-0185							\$2,870,000		\$2,870,000			
Brunswick County	SRP-W-0186	\$	2,852,818	\$	2,852,818								
Henderson, City of	SRP-W-0187							\$2,542,553		\$2,542,553			
Lincoln County	SRP-W-0188								\$	803,662	\$	803,662	
Maggie Valley, Town of	SRP-W-0189								\$	253,000	\$	253,000	
Spindale, Town of	SRP-W-0191								\$	2,000,000	\$	2,000,000	
Stanly County	SRP-W-0192	\$	775,908	\$	775,908	\$	439,292	\$	439,292				
Surf City, Town of	SRP-W-0193								\$	2,370,553	\$	2,370,553	
Taylorsville, Town of	SRP-W-0194								\$	400,000	\$	400,000	
Taylorsville, Town of	SRP-W-0195								\$	781,500	\$	781,500	
Trinity, City of	SRP-W-0196								\$	1,354,000	\$	1,354,000	
Valdese, Town of	SRP-W-0197								\$	1,176,000	\$	1,176,000	
Wallace, Town of	SRP-W-0198								\$	1,520,720	\$	1,520,720	
Washington, City of	SRP-W-0199								\$	2,500,000	\$	2,500,000	
Woodland, Town of	SRP-W-0200	\$	177,000	\$	177,000								
Yadkin Valley Sewer Authority	SRP-W-0201									\$	310,500	\$	310,500
Yadkin Valley Sewer Authority	SRP-W-0202	\$	1,762,000	\$	1,762,000								
Davie County	SRP-D-0203					\$	1,123,807	\$	1,123,807				
Dublin, Town of	SRP-W-0182	\$	33,019	\$	33,019					\$	225,750	\$	225,750
Ellerbe, Town of	SRP-W-0183	\$	549,539	\$	549,539								
Fiscal Year 2019-2020													
Benson	NR*	\$	25,000	\$	25,000								
Boiling Springs	NR	\$	150,000	\$	150,000								
Franklin	NR	\$	175,000	\$	175,000								
South Granville Water & Sewer Authority	NR	\$	600,000	\$	600,000								
Hertford County	NR	\$	100,000	\$	100,000								

Local Government Unit	Project #	Appropriations and Transfers			Bond Grants			Bond Loans			Revolving Loan		
		Obligated	Actual Paid	Remaining	Obligated	Actual Paid	Remaining	Obligated	Actual Paid	Remaining	Obligated	Actual Paid	Remaining
Kenansville	NR	\$	108,257	\$	108,257								
Lawndale	NR	\$	50,000	\$	50,000								
Micro	NR	\$	50,000	\$	50,000								
Pembroke	NR	\$	1,000,000	\$	1,000,000								
Shelby	NR	\$	50,000	\$	50,000								
St. Pauls	NR	\$	100,000	\$	100,000								
Construction Projects													
Bailey, Town of	E-SRP-W-20-0176	\$	981,500	\$	981,500								
Bethel, Town of	E-SRP-W-20-0177	\$	3,000,000	\$	3,000,000								
Enfield, Town of	E-SRP-W-20-0179	\$	1,199,000	\$	1,199,000								
Windsor, Town of	E-SRP-W-19-0180							\$1,914,900		\$1,914,900			
White Lake	E-SRP-W-19-0181							\$2,998,667		\$2,998,667			
Asset Inventory and Assessment Grants & Merger / Regionalization Feasibility Grants													
Wadesboro, Town of	E-AIA-W-20-0181	\$	150,000	\$9,500	\$140,500								
Asheboro, City of	E-AIA-W-20-0182	\$	150,000	\$	150,000								
Stoneville, Town of	H-AIA-D-20-0184	\$	90,000	\$20,150	\$69,850								
Lake Waccamaw, Town of	E-AIA-W-20-0185	\$	150,000	\$20,261	\$129,739								
Whiteville, City of	H-AIA-D-20-0186	\$	150,000	\$29,750	\$120,250								
Beaufort, Town of	E-AIA-W-20-0187	\$	150,000	\$127,750	\$22,250								
Pink Hill, Town of	E-AIA-W-20-0188	\$	70,000	\$38,000	\$32,000								
Randleman, City of	E-AIA-W-20-0189	\$	150,000	\$	150,000								
Dublin, Town of	H-AIA-D-20-0190	\$	150,000	\$	150,000								
Newton, City of	E-AIA-W-20-0191	\$	150,000	\$	150,000								
Washington, City of	H-AIA-D-20-0192	\$	150,000	\$101,097	\$48,903								
Louisburg, Town of	E-AIA-W-20-0193	\$	150,000	\$	150,000								
Plymouth, Town of	H-AIA-D-20-0194	\$	150,000	\$74,144	\$75,856								
Dallas, Town of	H-AIA-D-20-0195	\$	142,500	\$	142,500								
Lillington, Town of	E-AIA-W-20-0196	\$	150,000	\$59,658	\$90,342								
Elizabeth City, City of	E-AIA-W-20-0197	\$	150,000	\$110,770	\$39,230								
Spring Hope, Town of	H-AIA-D-20-0198	\$	150,000	\$22,000	\$128,000								
Pink Hill, Town of	H-AIA-D-20-0199	\$	110,000	\$69,000	\$41,000								
Louisburg, Town of	H-AIA-D-20-0200	\$	150,000	\$2,750	\$147,250								
Randleman, City of	H-AIA-D-20-0201	\$	150,000	\$	150,000								
Hot Springs, Town of	H-AIA-D-20-0202	\$	150,000	\$62,851	\$87,149								
Valdese, Town of	H-AIA-D-20-0203	\$	150,000	\$	150,000								
White Lake, Town of	E-AIA-W-20-0204	\$	150,000	\$81,625	\$68,375								
Lowell, City of	E-AIA-W-20-0205	\$	150,000	\$74,863	\$75,137								
Lillington, Town of	H-AIA-D-20-0206	\$	150,000	\$131,104	\$18,896								
Liberty, Town of	H-AIA-D-20-0207	\$	150,000	\$	150,000								
Wilkesboro, Town of	E-AIA-W-20-0208	\$	150,000	\$	150,000								
Spring Hope, Town of	E-AIA-W-20-0209	\$	150,000	\$31,000	\$119,000								
Bertie County Water District I	H-AIA-D-20-0210	\$	150,000	\$121,634	\$28,366								
Marshville, Town of	E-AIA-W-20-0211	\$	150,000	\$73,379	\$76,621								
Yadkin County	H-MRF-D-20-0029	\$	50,000	\$4,950	\$45,050								
Ronda, Town of	H-MRF-D-20-0030	\$	50,000	\$37,500	\$12,500								
Chowan County	H-MRF-D-20-0031	\$	50,000	\$47,500	\$2,500								
Mars Hill, Town of	H-MRF-D-20-0032	\$	50,000	\$	50,000								
Dobson, Town of	E-MRF-W-20-0033	\$	50,000	\$	50,000								
Dobson, Town of	H-MRF-D-20-0034	\$	50,000	\$	50,000								
Walnut Cove, Town of	H-MRF-D-20-0036	\$	50,000	\$	50,000								
Canton, Town of	E-MRF-W-20-0037	\$	50,000	\$	50,000								
Fiscal Year 2018-2019													
Construction Projects													
Johnston County Research and Training ;	E-SAP-W-19-0020	\$	2,000,000	\$	2,000,000								
Mount Airy, Town of (Recurring)	E-SAP-W-19-0022	\$	1,000,000	\$383,756	\$616,244								
Bath, Town of (Recurring)	E-SAP-W-19-0023	\$	1,125,000	\$	1,125,000								
Eden, City of (NR)	H-SAP-D-19-0024	\$	1,000,000	\$473,359	\$526,641								
Kannapolis, City of (NR)	H-SAP-D-19-0025	\$	40,000	\$	40,000								
Harnett County (NR)	E-SAP-W-19-0027	\$	500,000	\$500,000	\$-								
Beulaville, Town of (NR)	E-SAP-W-19-0029	\$	85,000	\$85,000	\$-								
Robersonville, Town of	E-SRP-W-18-0171	\$	686,500	\$	686,500								
Ayden, Town of	E-SRP-W-18-0169	\$	935,100	\$	935,100								
Landis, Town of	E-SRP-W-18-0170	\$	978,440	\$	978,440								
Neuse Regional Water & Sewer Authority	H-SRP-D-18-0172							\$1,220,000		\$1,165,019		\$54,981	
Wallace, Town of	H-SRP-D-18-0173							\$966,000		\$319,907		\$646,093	
Hendersonville, City of	H-SRP-D-18-0174							\$812,000		\$-		\$812,000	
Sampson County	H-SRP-D-18-0168	\$	906,160	\$584,287	\$321,873			\$906,160		\$194,763		\$711,397	
Johnston County Research and Training ;	E-SAP-W-19-0020	\$	3,000,000	\$2,500,000	\$500,000								
Wallace, Town of	E-SAP-W-18-0019	\$	830,000	\$	830,000								
Taylorsville (Money taken out below)	E-SRP-W-17-0060												
Four Oaks	E-SAP-W-18-0018	\$	40,000	\$	40,000								
Davidson County	E-SAP-W-18-0016	\$	50,000	\$50,000	\$-								
Franklin County	E-SRP-W-18-0155							\$1,365,000		\$-		\$1,365,000	
Newton, City of	E-SRP-W-18-0156							\$515,540		\$-		\$515,540	

Local Government Unit	Project #	Appropriations and Transfers			Bond Grants			Bond Loans			Revolving Loan		
		Obligated	Actual Paid	Remaining	Obligated	Actual Paid	Remaining	Obligated	Actual Paid	Remaining	Obligated	Actual Paid	Remaining
Spruce Pine, Town of	E-SRP-W-18-0157							\$ 665,785	\$ 208,311	\$ 457,474			
Walstonburg, Town of	E-SRP-W-18-0158							\$ 173,650	\$ 76,262	\$ 97,388			
Norwood, Town of	E-SRP-W-18-0167							\$ 4,354,250		\$ 4,354,250			
Enfield, Town of	H-SRP-D-18-0159			\$ 2,109,843	\$ 850,697	\$ 1,259,146							
Lucama, Town of	H-SRP-D-18-0160			\$ 2,227,200	\$ 24,181	\$ 2,203,019							
Montgomery County	H-SRP-D-18-0161			\$ 157,650		\$ 157,650							
Granite Falls, Town of	H-SRP-D-18-0162						\$ 500,000			\$ 500,000			
Valdese, Town of	H-SRP-D-18-0163			\$ 164,575	\$ 190,259	\$ (25,684)	\$ 718,398	\$ 570,777	\$ 147,621				
Newton, City of	H-SRP-D-18-0164						\$ 750,754		\$ 750,754				
East Arcadia, Town of	H-SRP-D-18-0166						\$ 300,000		\$ 300,000				
Asset Inventory and Assessment Grants & Merger / Regionalization Feasibility Grants													
Pilot Mountain, Town of	H-AIA-D-19-0150	\$ 150,000	\$ 113,683	\$ 36,317									
Hookerton, Town of	H-AIA-D-19-0151	\$ 150,000	\$ 114,250	\$ 35,750									
Chowan County	H-AIA-D-19-0152	\$ 150,000	\$ 150,000	\$ -									
Marion, City of	H-AIA-D-19-0153	\$ 150,000	\$ 26,000	\$ 124,000									
Columbus County Water District I	H-AIA-D-19-0154	\$ 150,000	\$ 113,665	\$ 36,335									
Pilot Mountain, Town of	E-AIA-W-19-0155	\$ 150,000	\$ 98,820	\$ 51,180									
Garland, Town of	E-AIA-W-19-0156	\$ 150,000	\$ 150,000	\$ -									
Murfreesboro, Town of	E-AIA-W-19-0157	\$ 150,000	\$ 91,500	\$ 58,500									
Vanceboro, Town of	E-AIA-W-19-0158	\$ 150,000	\$ 100,500	\$ 49,500									
Edenton, Town of	H-AIA-D-19-0159	\$ 150,000	\$ 131,500	\$ 18,500									
Ayden, Town of	E-AIA-W-19-0160	\$ 150,000	\$ 111,097	\$ 38,903									
Snow Hill, Town of	E-AIA-W-19-0162	\$ 150,000	\$ 132,851	\$ 17,149									
Bessemer City, City of	E-AIA-W-19-0163	\$ 150,000	\$ 141,370	\$ 8,630									
Hookerton, Town of	E-AIA-W-19-0164	\$ 150,000	\$ 82,500	\$ 67,500									
Manteo, Town of	E-AIA-W-19-0165	\$ 150,000	\$ 112,041	\$ 37,959									
Jonesville, Town of	H-AIA-D-19-0167	\$ 142,000	\$ 132,000	\$ 10,000									
Ayden, Town of	H-AIA-D-19-0168	\$ 150,000	\$ 44,847	\$ 105,153									
Reidsville, City of	H-AIA-D-19-0170	\$ 150,000	\$ 150,000	\$ -									
Bessemer City, City of	H-AIA-D-19-0171	\$ 150,000	\$ 140,555	\$ 9,445									
Bailey, Town of	H-AIA-D-19-0172	\$ 150,000	\$ 110,000	\$ 40,000									
Ellerbe, Town of	H-AIA-D-19-0173	\$ 125,000	\$ 25,500	\$ 99,500									
Valdese, Town of	E-AIA-W-19-0174	\$ 150,000	\$ 29,768	\$ 120,232									
Bertie County Water District II	H-AIA-D-19-0175	\$ 65,800	\$ 35,769	\$ 30,031									
Bertie County Water District III	H-AIA-D-19-0176	\$ 150,000	\$ 142,608	\$ 7,392									
Aurora, Town of	E-AIA-W-19-0177	\$ 150,000	\$ 111,000	\$ 39,000									
Shalotte, Town of	E-AIA-W-19-0178	\$ 150,000	\$ 150,000	\$ -									
Bay River MSD	E-AIA-W-19-0179	\$ 150,000	\$ 74,548	\$ 75,452									
Roxboro, City of	E-AIA-W-19-0180	\$ 150,000	\$ 92,750	\$ 57,250									
Maysville, Town of	E-MRF-W-19-0019	\$ 50,000	\$ 47,928	\$ 2,072									
Kently, Town of	E-MRF-W-19-0020	\$ 50,000	\$ 46,529	\$ 3,471									
Goldston-Gulf Sanitary District	H-MRF-D-19-0021	\$ 50,000	\$ 7,454	\$ 42,546									
Goldston, Town of	E-MRF-W-19-0023	\$ 50,000	\$ 16,200	\$ 33,800									
Bladenboro, Town of	E-MRF-W-19-0025	\$ 35,000	\$ 12,000	\$ 23,000									
Tuckaseegee Water & Sewer Authority	H-MRF-D-19-0026	\$ 50,000	\$ -	\$ 50,000									
Martin County	H-MRF-D-19-0027	\$ 50,000	\$ -	\$ 50,000									
Haywood County	H-MRF-D-19-0028	\$ 50,000	\$ 23,385	\$ 26,615									
Fiscal Year 2017-2018													
Construction Projects													
Beech Mountain, Town of	E-SRP-W-17-0104							\$ 2,200,000	\$ 804,876	\$ 1,395,124			
Claremont, City of	E-SRP-W-17-0105							\$ 4,500,000		\$ 4,500,000			
Goldsboro, City of	E-SRP-W-17-0110							\$ 1,235,100		\$ 1,235,100			
Newton, City of	E-SRP-W-17-0111							\$ 1,112,696		\$ 1,112,696			
Norwood, Town of	E-SRP-W-17-0112							\$ 2,101,245		\$ 2,101,245			
Parmele, Town of	E-SRP-W-17-0113	\$ 621,314	\$ 339,867	\$ 281,447	\$ 703,059	\$ 703,059							
Pilot Mountain, Town of	E-SRP-W-17-0115				\$ 1,264,392	\$ 701,793	\$ 562,599	\$ 1,264,392	\$ 701,793	\$ 562,599			
Raeford, City of	E-SRP-W-17-0116							\$ 6,558,000	\$ 2,345,396	\$ 4,212,604			
Rhodhiss, Town of	E-SRP-W-17-0117				\$ 300,000	\$ 280,996	\$ 19,004	\$ 100,000	\$ 86,637	\$ 13,363			
Saratoga, Town of	E-SRP-W-17-0118							\$ 1,647,420	\$ 921,626	\$ 725,794			
Scotland Neck, Town of	E-SRP-W-17-0119				\$ 669,956	\$ 669,956		\$ 223,319		\$ 223,319			
Troutman, Town of	E-SRP-W-17-0120							\$ 1,078,850	\$ 573,943	\$ 504,907			
Tuckaseegee Water & Sewer Authority	E-SRP-W-17-0121							\$ 2,576,600		\$ 2,576,600			
White Lake, Town of	E-SRP-W-17-0122							\$ 2,214,173	\$ 1,457,233	\$ 756,940			
Whiteville, City of	E-SRP-W-17-0123							\$ 1,115,575	\$ 1,015,090	\$ 100,485			
Yadkin Valley Sewer Authority	E-SRP-W-17-0124				\$ 1,015,875	\$ 212,974	\$ 802,901	\$ 659,842	\$ 85,426	\$ 574,416			
Archer Lodge Water District	H-SRP-D-17-0125							\$ 1,701,000		\$ 1,701,000			
Beech Mountain, Town of	H-SRP-D-17-0126							\$ 1,740,000	\$ 1,349,731	\$ 390,269			
Chowan County (has SRF too)	H-SRP-D-17-0128				\$ 2,140,500		\$ 2,140,500						
Creswell, Town of	H-SRP-D-17-0129				\$ 566,378	\$ 298,407	\$ 267,971	\$ 188,792	\$ 99,467	\$ 89,325			
Greene County	H-SRP-D-17-0130				\$ 558,750	\$ 558,750		\$ 186,250		\$ 186,250			
Henderson, City of (has SRF too)	H-SRP-D-17-0131				\$ 3,000,000	\$ 3,000,000							
Hendersonville, City of	H-SRP-D-17-0132							\$ 5,370,932	\$ 2,805,316	\$ 2,565,616			
Ingrams Township Water District	H-SRP-D-17-0133							\$ 2,950,000		\$ 2,950,000			
Kinston, City of	H-SRP-D-17-0134				\$ 460,012	\$ 460,012		\$ 460,013		\$ 460,013			
Lake Waccamaw, Town of	H-SRP-D-17-0135							\$ 1,226,475	\$ 387,286	\$ 839,189			
Maple Hill Water and Sewer District	H-SRP-D-17-0136				\$ 514,044	\$ 103,562	\$ 410,482	\$ 171,348	\$ 34,521	\$ 136,827			
McGees Crossroads Water District	H-SRP-D-17-0138							\$ 3,447,000	\$ 2,604,204	\$ 842,796			

Funds Disbursed and Funds Remaining for Active Projects: FY 2020-2021
(Data Pull: 7-15-2021)

Local Government Unit	Project #	Appropriations and Transfers			Bond Grants			Bond Loans			Revolving Loan		
		Obligated	Actual Paid	Remaining	Obligated	Actual Paid	Remaining	Obligated	Actual Paid	Remaining	Obligated	Actual Paid	Remaining
McGees Crossroads Water District	H-SRP-D-17-0139				\$ -	\$ -	\$ -	\$ 2,139,000		\$ -	\$ 2,139,000		
Mount Airy, City of	H-SRP-D-17-0140				\$ -	\$ -	\$ -	\$ 963,100	\$ 636,517	\$ -	\$ 326,583		
Pikeville, Town of	H-SRP-D-17-0141				\$ 228,000	\$ 174,073	\$ 53,927	\$ -	\$ -	\$ -	\$ -		
Pilot Mountain, Town of	H-SRP-D-17-0142				\$ 1,950,000	\$ 202,221	\$ 1,747,779	\$ -	\$ 3,395,000	\$ 202,220	\$ 3,192,780		
Pinetops, Town of	H-SRP-D-17-0143				\$ -	\$ -	\$ -	\$ 970,150	\$ 283,207	\$ -	\$ 686,943		
Robbins, Town of	H-SRP-D-17-0145				\$ 312,120	\$ 279,511	\$ 32,609	\$ -	\$ 312,120	\$ 279,510	\$ 32,610		
Smithfield, Town of	H-SRP-D-17-0146				\$ -	\$ -	\$ -	\$ 12,050,000	\$ 903,996	\$ -	\$ 11,146,004		
Southeastern Wayne Sanitary District	H-SRP-D-17-0147				\$ 247,500	\$ 247,489	\$ 11	\$ 816,750	\$ 742,468	\$ -	\$ 74,282		
Stantonsburg, Town of	H-SRP-D-17-0148				\$ 310,000	\$ -	\$ 310,000	\$ 310,000	\$ -	\$ -	\$ 310,000		
Taylorsville, Town of	H-SRP-D-17-0149				\$ 74,100	\$ 63,825	\$ 10,275	\$ 222,300	\$ 191,476	\$ -	\$ 30,824		
Tuckaseegee Water and Sewer Authority	H-SRP-D-17-0150				\$ -	\$ -	\$ -	\$ 323,040	\$ -	\$ -	\$ 323,040		
Valdese, Town of	H-SRP-D-17-0151				\$ 210,692	\$ -	\$ 210,692	\$ 884,022	\$ -	\$ -	\$ 884,022		
Warren County (Kerr Lake Regional Wate	H-SRP-D-17-0152				\$ 3,000,000	\$ -	\$ 3,000,000	\$ 2,000,000	\$ -	\$ -	\$ 2,000,000		
Warrenton, Town of	E-SRP-W-17-0102				\$ 345,000	\$ 336,707	\$ 8,293	\$ 115,000	\$ 112,235	\$ -	\$ 2,765		
Thomasville, City of	E-SRP-W-17-0051				\$ 3,000,000	\$ 3,000,000	\$ -	\$ 5,334,351	\$ 2,458,151	\$ -	\$ 2,876,200		
Graham, City of	E-SRP-W-17-0054				\$ 612,500	\$ 595,100	\$ 17,400	\$ 2,637,500	\$ 1,880,092	\$ -	\$ 757,408		
Tuskaseegee Water and Sewer Authority	E-SRP-W-17-0055				\$ 378,800	\$ -	\$ 378,800	\$ 1,136,400	\$ -	\$ -	\$ 1,136,400		
Edenton, Town of	E-SRP-W-17-0059				\$ -	\$ -	\$ -	\$ 1,100,000	\$ 838,855	\$ -	\$ 261,145		
Taylorsville, Town of	E-SRP-W-17-0060	\$ 125,000	\$ 56,876	\$ 68,124	\$ -	\$ -	\$ -	\$ 350,000	\$ 333,186	\$ -	\$ 16,814		
Burnsville, Town of	E-SRP-W-17-0063				\$ -	\$ -	\$ -	\$ 1,142,750	\$ 648,010	\$ -	\$ 494,740		
Teachey, Town of	E-SRP-W-17-0065				\$ -	\$ -	\$ -	\$ 165,400	\$ 137,882	\$ -	\$ 27,518		
Alexander County	E-SRP-W-17-0067				\$ -	\$ -	\$ -	\$ 5,181,300	\$ 2,143,097	\$ -	\$ 3,038,203		
Johnston County	E-SRP-W-17-0068				\$ -	\$ -	\$ -	\$ 4,405,000	\$ -	\$ -	\$ 4,405,000		
Belhaven, Town of	H-SRP-D-17-0073				\$ 262,170	\$ -	\$ 262,170	\$ 87,390	\$ -	\$ -	\$ 87,390		
Franklinville, Town of	H-SRP-D-17-0074				\$ 372,375	\$ 277,977	\$ 94,398	\$ 124,125	\$ 58,791	\$ -	\$ 65,334		
Siler City, Town of	H-SRP-D-17-0076				\$ 2,352,513	\$ 21,610	\$ 2,330,903	\$ 2,352,512	\$ 21,610	\$ -	\$ 2,330,902		
Nash County	H-SRP-D-17-0077				\$ 3,000,000	\$ 3,000,000	\$ -	\$ 6,545,000	\$ 3,636,755	\$ -	\$ 2,908,245		
Montgomery County	H-SRP-D-17-0080				\$ 250,000	\$ -	\$ 250,000	\$ 250,000	\$ -	\$ -	\$ 250,000		
Aurora, Town of	H-SRP-D-17-0081				\$ 131,646	\$ 66,912	\$ 64,734	\$ 431,790	\$ 200,731	\$ -	\$ 231,059		
Robersonville, Town of	H-SRP-D-17-0082				\$ 267,500	\$ -	\$ 267,500	\$ 267,500	\$ -	\$ -	\$ 267,500		
Montgomery County	H-SRP-D-17-0083				\$ 410,750	\$ 332,340	\$ 78,410	\$ 434,384	\$ 332,339	\$ -	\$ 102,045		
Montgomery County	H-SRP-D-17-0084				\$ 1,000,000	\$ 399,500	\$ 600,500	\$ 1,000,000	\$ 399,500	\$ -	\$ 600,500		
Beaufort County Water District V - Panteg	H-SRP-D-17-0085				\$ 401,100	\$ 136,234	\$ 264,866	\$ 133,700	\$ 45,321	\$ -	\$ 88,379		
Sharpsburg, Town of	H-SRP-D-17-0086				\$ 1,499,018	\$ 1,454,265	\$ 44,753	\$ 499,672		#VALUE!			
Beaufort County Water and Sewer District	H-SRP-D-17-0089				\$ 504,000	\$ -	\$ 504,000	\$ 168,000	\$ -	\$ -	\$ 168,000		
Beaufort County Water District I - Washin	H-SRP-D-17-0090				\$ 401,100	\$ 135,938	\$ 265,162	\$ 133,700	\$ 45,313	\$ -	\$ 88,387		
Beaufort County Water District IV - Bath T	H-SRP-D-17-0091				\$ 733,500	\$ 240,989	\$ 492,511	\$ 244,500	\$ 80,329	\$ -	\$ 164,171		
North Lenoir Water Corporation	H-SRP-D-17-0092				\$ 693,750	\$ 582,464	\$ 111,286	\$ 231,250	\$ 194,155	\$ -	\$ 37,095		
Beaufort County Water District VI - Choco	H-SRP-D-17-0093				\$ 1,115,000	\$ -	\$ 1,115,000	\$ 1,115,000	\$ -	\$ -	\$ 1,115,000		
Farmville, Town of	H-SRP-D-17-0094				\$ 319,500	\$ 303,317	\$ 16,183	\$ 319,500	\$ 303,316	\$ -	\$ 16,184		
Burnsville	H-SRP-D-17-0095				\$ 114,225	\$ -	\$ 114,225	\$ 342,675	\$ -	\$ -	\$ 342,675		
Alexander County	H-SRP-D-17-0098				\$ -	\$ -	\$ -	\$ 5,436,528	\$ 4,640,812	\$ -	\$ 795,716		
Wilson Mills Water District	H-SRP-D-17-0100				\$ -	\$ -	\$ -	\$ 4,955,150	\$ 4,150,905	\$ -	\$ 804,245		
Johnston County	H-SRP-D-17-0101				\$ -	\$ -	\$ -	\$ 3,300,000	\$ 3,278,544	\$ -	\$ 21,456		
Asset Inventory and Assessment Grants & Merger / Regionalization Feasibility Grants													
Parkton, Town of	E-AIA-W-18-0108	\$ 135,000	\$ 91,765	\$ 43,235									
Elizabethtown, Town of	E-AIA-W-18-0109	\$ 150,000	\$ 121,269	\$ 28,731									
Gastonia, City of	E-AIA-W-18-0110	\$ 150,000	\$ 141,300	\$ 8,700									
Gastonia, City of	H-AIA-D-18-0112	\$ 150,000	\$ 141,300	\$ 8,700									
Madison, Town of	E-AIA-W-18-0115	\$ 140,000	\$ 96,000	\$ 44,000									
Reidsville, City of	E-AIA-W-18-0116	\$ 150,000	\$ -	\$ 150,000									
Elizabethtown, Town of	H-AIA-D-18-0120	\$ 150,000	\$ 121,964	\$ 28,036									
Wilson County - Southeast WD	H-AIA-D-18-0122	\$ 60,000	\$ 29,330	\$ 30,670									
Kinston, City of	H-AIA-D-18-0123	\$ 150,000	\$ 26,299	\$ 123,701									
Chocowinity, Town of	E-AIA-W-18-0124	\$ 150,000	\$ -	\$ 150,000									
Southport, City of	E-AIA-W-18-0125	\$ 20,000	\$ -	\$ 20,000									
Siler City, Town of	H-AIA-D-18-0127	\$ 95,000	\$ -	\$ 95,000									
Pittsboro, Town of	H-AIA-D-18-0129	\$ 150,000	\$ -	\$ 150,000									
Siler City, Town of	E-AIA-W-18-0130	\$ 150,000	\$ -	\$ 150,000									
Snow Hill, Town of	H-AIA-D-18-0133	\$ 150,000	\$ 139,425	\$ 10,575									
Aurora, Town of	H-AIA-D-18-0135	\$ 150,000	\$ 132,500	\$ 17,500									
Southport, City of	H-AIA-D-18-0136	\$ 65,000	\$ -	\$ 65,000									
Troy, Town of	H-AIA-D-18-0137	\$ 100,000	\$ -	\$ 100,000									
Wilson County - Southwest WD	H-AIA-D-18-0142	\$ 55,000	\$ 27,259	\$ 27,741									
Carthage, Town of	H-AIA-D-18-0143	\$ 100,000	\$ 65,392	\$ 34,608									
Carteret County	H-MRF-D-18-0014	\$ 35,000	\$ 34,990	\$ 10									
Montgomery County	H-MRF-D-18-0017	\$ 50,000	\$ -	\$ 50,000									
Stanley, Town of	H-MRF-D-18-0018	\$ 50,000	\$ 41,802	\$ 8,198									
Fiscal Year 2016-2017													
Construction Projects													
Love Valley SA	E-SRP-W-17-0050	\$400,000	\$75,114	\$ 324,886				\$ -					
Eden, City of	E-SRP-W-17-0026		\$ -	\$ -	\$ 16,666,667	\$ 4,595,997	\$ 12,070,670	\$ 15,000,000	\$ 4,595,997	\$ -	\$ 10,404,003		
Cape Fear Public Utility Authority	E-SRP-W-17-0027		\$ -	\$ -	\$ 3,773,138	\$ 2,755,761	\$ 1,017,377						
Cape Fear Public Utility Authority	E-SRP-W-17-0028		\$ -	\$ -	\$ 7,123,293	\$ 3,246,855	\$ 3,876,438						

Local Government Unit	Project #	Appropriations and Transfers			Bond Grants			Bond Loans			Revolving Loan			
		Obligated	Actual Paid	Remaining	Obligated	Actual Paid	Remaining	Obligated	Actual Paid	Remaining	Obligated	Actual Paid	Remaining	
Cape Fear Public Utility Authority	E-SRP-W-17-0029			\$ -			\$ 5,403,566	\$ 545,958	\$ 4,857,608			\$ -		
Elim City, Town of	E-SRP-W-17-0030			\$ -			\$ 3,000,000		\$ 3,000,000			\$ -		
Pikeville, Town of	E-SRP-W-17-0031		\$440,120											
Yadkin Valley Sewer Authority	E-SRP-W-17-0034	\$1,566,229	\$1,148,333	\$417,896			\$ 2,249,215	\$ 1,608,199	\$ 641,016			\$ -		
Oxford, City of	E-SRP-W-17-0035	\$2,940,750	\$2,388,760	\$551,990						\$ 2,980,250	\$ 796,254	\$ 2,183,996		
Stantonsburg, Town of	E-SRP-W-17-0036	\$788,663	\$403,815	\$384,848										
Warrenton, Town of	E-SRP-W-17-0038	\$1,600,000	\$1,443,431	\$156,569						\$ 472,132	\$ 341,446	\$ 130,686		
Dublin, Town of	E-SRP-W-17-0039	\$226,500	\$206,158	\$20,342						\$ 111,344	\$ 104,563	\$ 6,781		
Clyde, Town of	E-SRP-W-17-0040	\$412,500	\$280,579	\$131,921						\$ 137,500	\$ 93,526	\$ 43,974		
Lenoir, City of	E-SRP-W-17-0044			\$ -						\$ 6,995,000	\$ 6,236,600	\$ 758,400		
Orange Water and Sewer Authority	E-SRP-W-17-0047			\$ -						\$ 1,658,000	\$ 357,459	\$ 1,300,541		
Oxford, City of	H-SRP-D-17-0005			\$ -			\$ 2,916,000	\$ 2,916,000	\$ -	\$ 4,416,000	\$ 3,166,435	\$ 1,249,565		
Bailey, Town of	H-SRP-D-17-0007			\$ -			\$ 234,000	\$ 213,443	\$ 20,557	\$ 234,000	\$ 213,443	\$ 20,557		
Southeastern Wayne Sanitary District	H-SRP-D-17-0008			\$ -			\$ 1,250,000	\$ 1,097,169	\$ 152,831	\$ 1,250,000	\$ 1,097,169	\$ 152,831		
Fountain, Town of	H-SRP-D-17-0009			\$ -			\$ 843,750	\$ 643,794	\$ 199,956	\$ 281,250	\$ 211,383	\$ 69,867		
Beaufort County Water District V - Panteg	H-SRP-D-17-0010			\$ -			\$ 1,453,500	\$ 1,453,500	\$ -	\$ 484,500	\$ -	\$ 484,500		
Orange Water and Sewer Authority	H-SRP-D-17-0012			\$ -						\$ 1,056,000	\$ -	\$ 1,056,000		
Sparta, Town of	H-SRP-D-17-0013			\$ -			\$ 150,000	\$ 150,000	\$ -	\$ 685,406	\$ 678,832	\$ 6,574		
Sampson County	H-SRP-D-17-0014			\$ -			\$ 1,013,250	\$ 1,013,250	\$ -	\$ 337,750	\$ -	\$ 337,750		
Eden, City of	H-SRP-D-17-0015			\$ -			\$ 1,886,700	\$ 679,623	\$ 1,207,077	\$ 5,660,100	\$ 2,038,869	\$ 3,621,231		
Boonville, Town of	H-SRP-D-17-0018			\$ -						\$ 875,600	\$ 772,372	\$ 103,228		
Beaufort County Water District I - Washin	H-SRP-D-17-0019			\$ -			\$ 2,250,000	\$ 2,250,000	\$ -	\$ 750,000	\$ -	\$ 750,000		
Orange Water and Sewer Authority	H-SRP-D-17-0021			\$ -						\$ 1,525,000	\$ 905,687	\$ 619,313		
Buffalo Water District	H-SRP-D-17-0022			\$ -						\$ 2,530,000	\$ 1,918,158	\$ 611,842		
Wilson Mills Water District	H-SRP-D-17-0025			\$ -						\$ 2,497,000	\$ 2,156,942	\$ 340,058		
Asset Inventory and Assessment Grants & Merger / Regionalization Feasibility Grants														
Monroe, City of	E-AIA-W-17-0051	\$ 150,000	\$142,500	\$7,500										
St. Pauls, Town of	E-AIA-W-17-0054	\$ 150,000	\$87,802	\$62,198										
Davie County	H-AIA-D-17-0057	\$ 150,000	\$80,693	\$69,307										
Sanford, City of	H-AIA-D-17-0058	\$ 150,000	\$89,224	\$60,776										
Bertie County Water District II	H-AIA-D-17-0062	\$ 84,200	\$73,475	\$10,725										
North Wilkesboro, Town of	H-AIA-D-17-0063	\$ 100,000	\$57,520	\$42,480										
Elim City, Town of	E-AIA-W-17-0065	\$ 150,000	\$119,250	\$30,750										
Canton, Town of	H-AIA-D-17-0068	\$ 85,000	\$76,099	\$8,901										
Landis, Town of	H-AIA-D-17-0069	\$ 150,000	\$104,050	\$45,950										
Mocksville, Town of	E-AIA-W-17-0070	\$ 150,000	\$122,372	\$27,628										
Wallace, Town of	E-AIA-W-17-0071	\$ 150,000	\$135,361	\$14,639										
Elim City, Town of	H-AIA-D-17-0084	\$ 150,000	\$118,750	\$31,250										
Mount Olive, Town of	H-AIA-D-17-0088	\$ 104,000	\$89,890	\$14,110										
Robbinsville, Town of	H-AIA-D-17-0091	\$ 50,000	\$12,500	\$37,500										
Bailey, Town of	E-AIA-W-17-0100	\$ 150,000	\$112,000	\$38,000										
Maysville, Town of	E-AIA-W-17-0103	\$ 140,000	\$134,878	\$5,122										
Monroe, City of	H-AIA-D-17-0106	\$ 150,000	\$114,251	\$35,749										
Fiscal Year 2015-2016														
Asset Inventory and Assessment Grants & Merger / Regionalization Feasibility Grants														
Henderson, City of	E-AIA-W-16-0002	\$125,000	\$106,148	\$18,852										
Broad River Water Authority	H-AIA-D-16-0007	\$150,000	\$84,822	\$65,178										
Mount Olive, Town of	E-AIA-W-16-0009	\$150,000	\$83,873	\$66,127										
Wilson, City of	E-AIA-W-16-0014	\$108,200	\$92,233	\$15,967										
Smithfield, Town of	H-AIA-D-16-0018	\$150,000	\$148,901	\$1,099										
Wilson, City of	H-AIA-D-16-0021	\$106,700	\$91,280	\$15,420										
Roper, Town of	E-AIA-W-16-0022	\$100,225	\$95,100	\$5,125										
Burlington, City of	E-AIA-W-16-0027	\$150,000	\$142,500	\$7,500										
Plymouth, Town of	E-AIA-W-16-0029	\$146,585	\$137,755	\$8,830										
Williamston, Town of	H-AIA-D-16-0034	\$150,000	\$84,070	\$65,930										
Bertie County Water District IV	H-AIA-D-16-0036	\$88,800	\$86,128	\$2,672										
Sanford, City of	E-AIA-W-16-0037	\$150,000	\$143,341	\$6,659										
Robersonville, Town of	H-AIA-D-16-0042	\$124,512	\$111,288	\$13,224										
Construction Projects														
Hickory, City of	E-SRG-T-08-0140	\$684,014	\$303,558	\$380,456										
Fiscal Year 2014-2015														
Technical Assistance Grants														
Note \$250 recovered from a closed project so far and 4,250 recovered from Lowell			\$626,099											
High Unit Cost Grants														
\$5,247 and \$19,195 unused by two Clarktons, \$1869 by Louisburg, \$46,676 by Fremont			\$3,893,729											
Appropriated Stokes and Forest City a			\$500,000	\$1,034,811	\$ (534,811)									
Fiscal Year 2013-2014														
Technical Assistance Grants														
\$10,307 recovered from this round. All 12 proj's are completed. Pikeville dec entire \$50,000			\$520,593											
HUC	Project Number		\$2,967,150											



Appendix S
Financial Status of State Reserve Projects



Disbursements for FY 2020-2021

Agreement Number (Internal)	Long Project and Recipient Desc	Project Account Budget Code Desc	Project Account GL Account	Long Project Account Desc	Transaction Time	Project Account GL Center	Transaction Amount
2000039171	City of Elizabeth City	14300	536919	13-I-3068	7/8/2020	146046022013	(33,440.00)
2000038732	Town of Hoffman	14300	536919	13-I-2622	8/19/2020	146046022013	(134,247.80)
2000039171	City of Elizabeth City	14300	536919	13-I-3068	8/26/2020	146046022013	(72,544.46)
2000038732	Town of Hoffman	14300	536919	13-I-2622	10/28/2020	146046022013	(33,044.00)
2000038732	Town of Hoffman	14300	536919	13-I-2622	2/17/2021	146046022013	(8,920.00)
2000038732	Town of Hoffman	14300	536919	13-I-2622	5/5/2021	146046022013	(151,330.00)
2000038732	Town of Hoffman	14300	536919	13-I-2622	5/26/2021	146046022013	(133,328.47)
Total						146046022013	(566,854.73)

Agreement Number (Internal)	Long Project and Recipient Desc	Project Account Budget Code Desc	Project Account GL Account	Long Project Account Desc	Transaction Time	Project Account GL Center	Transaction Amount
2000039170	Town of Rich Square	14300	536919	14-I-3041	7/29/2020	146046022014	(6,000.00)
2000039181	Town of Troy	14300	536919	14-I-3067	9/2/2020	146046022014	(103,350.00)
2000038914	Town of Garland	14300	536919	14-I-3084	9/2/2020	146046022014	(194,170.65)
2000039170	Town of Rich Square	14300	536919	14-I-3041	9/23/2020	146046022014	(5,302.60)
2000039170	Town of Rich Square	14300	536919	14-I-3041	10/21/2020	146046022014	(6,000.00)
2000039195	City of Lowell	14300	536919	14-I-3033	12/22/2020	146046022014	(94,737.00)
2000039170	Town of Rich Square	14300	536919	14-I-3041	1/13/2021	146046022014	(163,679.95)
2000039170	Town of Rich Square	14300	536919	14-I-3041	2/10/2021	146046022014	(53,235.98)
2000039170	Town of Rich Square	14300	536919	14-I-3041	2/24/2021	146046022014	(68,265.07)
2000039195	Town of Lowell	14300	536919	14-I-3033	3/10/2021	146046022014	(61,780.60)
2000039181	Town of Troy	14300	536919	14-I-3067	4/7/2021	146046022014	(3,310.75)
2000039195	Town of Lowell	14300	536919	14-I-3033	6/3/2021	146046022014	(7,448.40)
2000039170	Town of Rich Square	14300	536919	14-I-3041	6/9/2021	146046022014	(68,276.85)
Total						146046022014	(835,557.85)

Agreement Number (Internal)	Long Project and Recipient Desc	Project Account Budget Code Desc	Project Account GL Account	Long Project Account Desc	Transaction Time	Project Account GL Center	Transaction Amount
2000039178	Town of Plymouth	14300	536919	15-I-3047	7/8/2020	146046022015	(6,143.00)
2000039178	Town of Plymouth	14300	536919	15-I-3047	7/8/2020	146046022015	(3,170.00)
2000039193	Town of Garland	14300	536919	15-I-3085	9/23/2020	146046022015	(83,932.00)
2000038767	Town of Bakersville	14300	536919	15-I-2760	10/1/2020	146046022015	(171,847.32)
2000039193	Town of Garland	14300	536919	15-I-3085	10/14/2020	146046022015	0.65

Disbursements for FY 2020-2021

Agreement Number (Internal)	Long Project and Recipient Desc	Project Account Budget Code Desc	Project Account GL Account	Long Project Account Desc	Transaction Time	Project Account GL Center	Transaction Amount
2000038767	Town of Bakersville	14300	536919	15-I-2760	11/4/2020	146046022015	(61,888.00)
2000039665	Town of Bladenboro	14300	536919	15-I-3086	2/3/2021	146046022015	(5,500.00)
2000039665	Town of Bladenboro	14300	536919	15-I-3086	2/24/2021	146046022015	(32,500.00)
2000039178	Town of Plymouth	14300	536919	15-I-3047	2/24/2021	146046022015	(21,750.00)
2000039178	Town of Plymouth	14300	536919	15-I-3047	2/24/2021	146046022015	(9,450.00)
2000039178	Town of Plymouth	14300	536919	15-I-3047	2/24/2021	146046022015	(9,800.00)
2000039184	Town of Clyde	14300	536919	15-I-3083	3/24/2021	146046022015	(32,381.84)
2000039196	Town of Hobgood	14300	536919	15-I-3082	5/19/2021	146046022015	(5,000.00)
2000039665	Town of Bladenboro	14300	536919	15-I-3086	6/3/2021	146046022015	(11,784.00)
Total						146046022015	(455,145.51)

Agreement Number (Internal)	Long Project and Recipient Desc	Project Account Budget Code Desc	Project Account GL Account	Long Project Account Desc	Transaction Time	Project Account GL Center	Transaction Amount
2000038723	Town of Yanceyville	14300	536919	16-I-2930	7/8/2020	146046022016	(298,933.68)
2000038783	Town of Robbins	14300	536919	16-I-2922	7/29/2020	146046022016	(41,774.75)
2000038819	Town of Greenevers	14300	536919	16-I-2919	8/5/2020	146046022016	(66,970.00)
2000038783	Town of Robbins	14300	536919	16-I-2922	8/12/2020	146046022016	(46,891.20)
2000038719	Town of Troy	14300	536919	16-I-2929	8/12/2020	146046022016	(306,584.45)
2000038783	Town of Robbins	14300	536919	16-I-2922	9/10/2020	146046022016	(39,154.63)
2000038783	Town of Robbins	14300	536919	16-I-2922	9/10/2020	146046022016	(11,129.17)
2000038783	Town of Robbins	14300	536919	16-I-2922	9/23/2020	146046022016	(82,975.13)
2000038722	Town of Roper	14300	536919	16-I-2923	9/23/2020	146046022016	(120,285.09)
2000038721	Town of Seaboard	14300	536919	16-I-2926	9/23/2020	146046022016	(37,123.00)
2000038784	Town of Murphy	14300	536919	16-I-2921	9/23/2020	146046022016	(58,176.03)
2000038817	Greene County	14300	536919	16-I-2918	9/23/2020	146046022016	(30,531.25)
2000038817	Greene County	14300	536919	16-I-2918	10/7/2020	146046022016	(96,291.60)
2000038721	Town of Seaboard	14300	536919	16-I-2926	10/14/2020	146046022016	(514,449.70)
2000038788	City of High Shoals	14300	536919	16-I-2920	10/21/2020	146046022016	(375.68)
2000038783	Town of Robbins	14300	536919	16-I-2922	10/21/2020	146046022016	(41,210.24)
2000038783	Town of Robbins	14300	536919	16-I-2922	10/21/2020	146046022016	(32,786.53)
2000038721	Town of Seaboard	14300	536919	16-I-2926	11/12/2020	146046022016	(104,004.35)
2000038786	Burke County	14300	536919	16-I-2914	12/9/2020	146046022016	(729,476.80)
2000038789	Town of Siler City	14300	536919	16-I-2927	1/13/2021	146046022016	(542,402.34)
2000038817	Greene County	14300	536919	16-I-2918	2/10/2021	146046022016	(24,789.96)

Disbursements for FY 2020-2021

Agreement Number (Internal)	Long Project and Recipient Desc	Project Account Budget Code Desc	Project Account GL Account	Long Project Account Desc	Transaction Time	Project Account GL Center	Transaction Amount
2000038810	Town of Fountain	14300	536919	16-I-2917	2/10/2021	146046022016	(92,773.03)
2000038810	Town of Fountain	14300	536919	16-I-2917	2/10/2021	146046022016	(2,540.00)
2000038810	Town of Fountain	14300	536919	16-I-2917	2/10/2021	146046022016	(114,621.93)
2000038817	Greene County	14300	536919	16-I-2918	2/10/2021	146046022016	(251,347.33)
2000038810	Town of Fountain	14300	536919	16-I-2917	3/10/2021	146046022016	(209,051.60)
2000038810	Town of Fountain	14300	536919	16-I-2917	3/10/2021	146046022016	(10,994.94)
2000038719	Town of Troy	14300	536919	16-I-2929	5/26/2021	146046022016	(54,173.78)
Total						146046022016	(3,961,818.19)

Agreement Number (Internal)	Long Project and Recipient Desc	Project Account Budget Code Desc	Project Account GL Account	Long Project Account Desc	Transaction Time	Project Account GL Center	Transaction Amount
2000038844	County of Johnston	14300	536919	17-I-2965	7/8/2020	146046022017	(12,712.75)
2000038847	City of Mount Airy	14300	536919	17-I-2968	7/8/2020	146046022017	(6,788.00)
2000039172	City of Elizabeth City	14300	536919	17-I-2960	7/8/2020	146046022017	(54,806.80)
2000038941	Town of Fair Bluff	14300	536919	17-I-2961	7/22/2020	146046022017	(255,204.56)
2000038833	Town of Stoneville	14300	536919	17-I-2970	7/22/2020	146046022017	(302,580.60)
2000039006	Town of Burnsville	14300	536919	17-I-2957	7/22/2020	146046022017	(124,375.19)
2000038818	City of Lumberton	14300	536919	17-I-2967	7/22/2020	146046022017	(7,173.00)
2000038818	City of Lumberton	14300	536919	17-I-2967	7/22/2020	146046022017	(3,443.00)
2000038844	County of Johnston	14300	536919	17-I-2965	7/29/2020	146046022017	(21,613.45)
2000038929	Town of Columbia	14300	536919	17-I-2958	7/29/2020	146046022017	(39,150.00)
2000038847	City of Mount Airy	14300	536919	17-I-2968	8/12/2020	146046022017	(290,835.71)
2000038854	Town of Biscoe	14300	536919	17-I-2955	8/12/2020	146046022017	(30,276.49)
2000038941	Town of Fair Bluff	14300	536919	17-I-2961	8/12/2020	146046022017	(325,581.72)
2000038844	County of Johnston	14300	536919	17-I-2965	8/19/2020	146046022017	(136,043.95)
2000038833	Town of Stoneville	14300	536919	17-I-2970	8/19/2020	146046022017	(176,029.98)
2000038839	Town of Rich Square	14300	536919	17-I-2969	8/19/2020	146046022017	(305,432.82)
2000038856	Town of Dublin	14300	536919	17-I-2959	8/19/2020	146046022017	(20,452.56)
2000038818	City of Lumberton	14300	536919	17-I-2967	8/26/2020	146046022017	(5,014.56)
2000038833	Town of Stoneville	14300	536919	17-I-2970	9/2/2020	146046022017	(20,976.53)
2000038839	Town of Rich Square	14300	536919	17-I-2969	9/2/2020	146046022017	(67,842.61)
2000038917	Town of Garland	14300	536919	17-I-2963	9/2/2020	146046022017	(32,571.15)
2000039172	City of Elizabeth City	14300	536919	17-I-2960	9/10/2020	146046022017	(128,697.72)
2000038917	Town of Garland	14300	536919	17-I-2963	9/16/2020	146046022017	(853.25)

Disbursements for FY 2020-2021

Agreement Number (Internal)	Long Project and Recipient Desc	Project Account Budget Code Desc	Project Account GL Account	Long Project Account Desc	Transaction Time	Project Account GL Center	Transaction Amount
2000038917	Town of Garland	14300	536919	17-I-2963	9/23/2020	146046022017	(148,773.32)
2000038854	Town of Biscoe	14300	536919	17-I-2955	9/23/2020	146046022017	(114,957.83)
2000038818	City of Lumberton	14300	536919	17-I-2967	9/23/2020	146046022017	(6,185.00)
2000038856	Town of Dublin	14300	536919	17-I-2959	9/23/2020	146046022017	(34,730.12)
2000038917	Town of Garland	14300	536919	17-I-2963	9/23/2020	146046022017	(335,392.86)
2000038847	City of Mount Airy	14300	536919	17-I-2968	9/23/2020	146046022017	(100,448.57)
2000038833	Town of Stoneville	14300	536919	17-I-2970	9/23/2020	146046022017	(13,500.00)
2000038856	Town of Dublin	14300	536919	17-I-2959	10/1/2020	146046022017	(50,089.97)
2000039006	Town of Burnsville	14300	536919	17-I-2957	10/1/2020	146046022017	(340,434.94)
2000038941	Town of Fairbluff	14300	536919	17-I-2961	10/7/2020	146046022017	(208,402.02)
2000039172	City of Elizabeth City	14300	536919	17-I-2960	10/7/2020	146046022017	(155,820.13)
2000038844	Johnston County	14300	536919	17-I-2965	10/7/2020	146046022017	(322,800.81)
2000038818	City of Lumberton	14300	536919	17-I-2967	10/14/2020	146046022017	(4,928.95)
2000039006	Town of Burnsville	14300	536919	17-I-2957	10/21/2020	146046022017	(95,129.55)
2000038848	City of Laurinburg	14300	536919	17-I-2966	10/28/2020	146046022017	(184,393.37)
2000038847	City of Mount Airy	14300	536919	17-I-2968	10/28/2020	146046022017	(272,514.85)
2000039172	City of Elizabeth City	14300	536919	17-I-2960	11/4/2020	146046022017	(158,444.25)
2000038856	Town of Dubin	14300	536919	17-I-2959	11/4/2020	146046022017	(110,237.48)
2000038854	Town of Biscoe	14300	536919	17-I-2955	11/4/2020	146046022017	(171,783.23)
2000038854	Town of Biscoe	14300	536919	17-I-2955	11/12/2020	146046022017	(143,208.41)
2000038818	City of Lumberton	14300	536919	17-I-2967	11/18/2020	146046022017	(9,573.49)
2000038848	City of Laurinburg	14300	536919	17-I-2966	11/18/2020	146046022017	(146,675.50)
2000038844	Johnston County	14300	536919	17-I-2965	11/18/2020	146046022017	(309,724.87)
2000038917	Town of Garland	14300	536919	17-I-2963	11/24/2020	146046022017	(355,233.22)
2000038848	City of Laurinburg	14300	536919	17-I-2966	12/9/2020	146046022017	(362,698.00)
2000038839	Town of Rich Square	14300	536919	17-I-2969	12/9/2020	146046022017	(54,243.67)
2000038925	Town of Faison	14300	536919	17-I-2962	12/9/2020	146046022017	(109,480.00)
2000039006	Town of Burnsville	14300	536919	17-I-2957	12/9/2020	146046022017	(166,297.40)
2000038844	Johnston County	14300	536919	17-I-2965	12/16/2020	146046022017	(76,314.27)
2000038847	Town of Mount Airy	14300	536919	17-I-2968	12/16/2020	146046022017	(318,545.98)
2000038854	Town of Biscoe	14300	536919	17-I-2955	12/16/2020	146046022017	(126,422.54)
2000038856	Town of Dublin	14300	536919	17-I-2959	12/22/2020	146046022017	(139,292.14)
2000038839	Town of Rich Square	14300	536919	17-I-2969	12/22/2020	146046022017	(148,996.74)
2000038929	Town of Columbia	14300	536919	17-I-2958	1/6/2021	146046022017	(5,705.00)
2000038848	City of Laurinburg	14300	536919	17-I-2966	1/6/2021	146046022017	(174,291.32)

Disbursements for FY 2020-2021

Agreement Number (Internal)	Long Project and Recipient Desc	Project Account Budget Code Desc	Project Account GL Account	Long Project Account Desc	Transaction Time	Project Account GL Center	Transaction Amount
2000038818	Town of Lumberton	14300	536919	17-I-2967	1/13/2021	146046022017	(20,625.07)
2000038856	Town of Dublin	14300	536919	17-I-2959	1/13/2021	146046022017	(24,703.30)
2000038847	Town of Mount Airy	14300	536919	17-I-2968	2/10/2021	146046022017	(261,294.01)
2000038854	Town of Biscoe	14300	536919	17-I-2955	2/10/2021	146046022017	(222,913.31)
2000038839	Town of Rich Square	14300	536919	17-I-2969	2/10/2021	146046022017	(143,563.98)
2000038854	Town of Bladenboro	14300	536919	17-I-2956	2/10/2021	146046022017	(12,285.76)
2000038848	City of Laurinburg	14300	536919	17-I-2966	2/10/2021	146046022017	(80,108.05)
2000038925	Town of Faison	14300	536919	17-I-2962	2/17/2021	146046022017	(86,792.45)
2000038929	Town of Columbia	14300	536919	17-I-2958	2/17/2021	146046022017	(108,122.58)
2000038854	Town of Biscoe	14300	536919	17-I-2955	2/17/2021	146046022017	(124,827.42)
2000038854	Town of Bladenboro	14300	536919	17-I-2956	2/24/2021	146046022017	(156,970.60)
2000039172	City of Elizabeth City	14300	536919	17-I-2960	2/24/2021	146046022017	(105,654.62)
2000038941	Town of Fairbluff	14300	536919	17-I-2961	3/10/2021	146046022017	(142,702.21)
2000038854	Town of Biscoe	14300	536919	17-I-2955	3/10/2021	146046022017	(125,556.31)
2000038848	City of Laurinburg	14300	536919	17-I-2966	3/10/2021	146046022017	(102,046.72)
2000039006	Town of Burnsville	14300	536919	17-I-2957	3/18/2021	146046022017	(256,265.86)
2000038818	Town of Grantsboro	14300	536919	17-I-2964	3/18/2021	146046022017	(55,565.88)
2000038818	Town of Lumberton	14300	536919	17-I-2967	3/18/2021	146046022017	(173,464.35)
2000038847	Town of Mount Airy	14300	536919	17-I-2968	3/18/2021	146046022017	(189,872.68)
2000038818	Town of Lumberton	14300	536919	17-I-2967	3/24/2021	146046022017	(348,692.47)
2000038925	Town of Faison	14300	536919	17-I-2962	3/29/2021	146046022017	(270,213.24)
2000038818	Town of Grantsboro	14300	536919	17-I-2964	4/7/2021	146046022017	(135,582.74)
2000038818	Town of Grantsboro	14300	536919	17-I-2964	4/14/2021	146046022017	(187,695.65)
2000038839	Town of Rich Square	14300	536919	17-I-2969	4/21/2021	146046022017	(224,964.30)
2000038848	City of Laurinburg	14300	536919	17-I-2966	4/21/2021	146046022017	(91,874.43)
2000038925	Town of Faison	14300	536919	17-I-2962	4/29/2021	146046022017	(336,257.53)
2000038941	Town of Fair Bluff	14300	536919	17-I-2961	5/5/2021	146046022017	(175,845.30)
2000038818	Town of Lumberton	14300	536919	17-I-2967	5/5/2021	146046022017	(63,108.32)
2000038941	Town of Fair Bluff	14300	536919	17-I-2961	5/12/2021	146046022017	(365,305.41)
2000038925	Town of Faison	14300	536919	17-I-2962	5/19/2021	146046022017	(91,228.69)
2000038854	Town of Bladenboro	14300	536919	17-I-2956	5/19/2021	146046022017	(6,792.00)
2000038941	Town of Fair Bluff	14300	536919	17-I-2961	5/19/2021	146046022017	(111,520.35)
2000038925	Town of Faison	14300	536919	17-I-2962	5/19/2021	146046022017	(52,524.65)
2000038856	Town of Dublin	14300	536919	17-I-2959	5/26/2021	146046022017	(70,693.89)
2000038854	Town of Bladenboro	14300	536919	17-I-2956	6/3/2021	146046022017	(23,414.11)

Disbursements for FY 2020-2021

Agreement Number (Internal)	Long Project and Recipient Desc	Project Account Budget Code Desc	Project Account GL Account	Long Project Account Desc	Transaction Time	Project Account GL Center	Transaction Amount
2000038839	Town of Rich Square	14300	536919	17-I-2969	6/3/2021	146046022017	(72,045.13)
2000038844	Johnston County	14300	536919	17-I-2965	6/3/2021	146046022017	(53,000.00)
2000038818	Town of Grantsboro	14300	536919	17-I-2964	6/3/2021	146046022017	(195,609.85)
2000038818	Town of Grantsboro	14300	536919	17-I-2964	6/9/2021	146046022017	(78,556.24)
2000038854	Town of Biscoe	14300	536919	17-I-2955	6/9/2021	146046022017	(39,977.88)
2000038839	Town of Rich Square	14300	536919	17-I-2965	6/9/2021	146046022017	(63,430.63)
Total							(13,295,794.17)

Agreement Number (Internal)	Long Project and Recipient Desc	Project Account Budget Code Desc	Project Account GL Account	Long Project Account Desc	Transaction Time	Project Account GL Center	Transaction Amount
2000039152	Town of Jonesville	14300	536919	18-I-3030	7/8/2020	146046022018	(19,128.70)
2000038931	Town of Liberty	14300	536919	18-I-3032	7/8/2020	146046022018	(63,082.50)
2000038930	Town of Whitakers	14300	536919	18-I-3040	7/8/2020	146046022018	(30,000.00)
2000039182	Town of Red Spring	14300	536919	18-I-3038	8/5/2020	146046022018	(26,639.10)
2000039162	Town of Goldston	14300	536919	18-I-3045	8/5/2020	146046022018	(42,051.45)
2000039152	Town of Jonesville	14300	536919	18-I-3030	8/12/2020	146046022018	(37,945.93)
2000038931	Town of Liberty	14300	536919	18-I-3032	8/12/2020	146046022018	(74,854.00)
2000039010	Town of Farmville	14300	536919	18-I-3044	8/19/2020	146046022018	(107,660.00)
2000039004	Town of Aulander	14300	536919	18-I-3042	8/26/2020	146046022018	(5,055.41)
2000039004	Town of Aulander	14300	536919	18-I-3042	9/2/2020	146046022018	(13,696.00)
2000039009	Town of East Spencer	14300	536919	18-I-3043	9/2/2020	146046022018	(103,819.22)
2000039152	Town of Jonesville	14300	536919	18-I-3030	9/10/2020	146046022018	(2,318.36)
2000038931	Town of Liberty	14300	536919	18-I-3032	9/23/2020	146046022018	(20,948.27)
2000039009	Town of East Spence	14300	536919	18-I-3043	10/5/2020	146046022018	103,819.22
2000039010	Town of Farmville	14300	536919	18-I-3044	10/7/2020	146046022018	(44,640.00)
2000039162	Town of Goldston	14300	536919	18-I-3045	10/21/2020	146046022018	(46,504.50)
2000039152	Town of Jonesville	14300	536919	18-I-3030	10/28/2020	146046022018	(42,134.33)
2000038931	Town of Liberty	14300	536919	18-I-3032	11/4/2020	146046022018	(37,048.27)
2000039201	Town of Vass	14300	536919	18-I-3039	11/4/2020	146046022018	(23,272.50)
2000039009	Town of East Spencer	14300	536919	18-I-3043	11/12/2020	146046022018	(103,819.22)
2000039004	Town of Aulander	14300	536919	18-I-3042	11/24/2020	146046022018	(18,869.48)
2000039004	Town of Aulander	14300	536919	18-I-3042	12/9/2020	146046022018	(7,398.80)
2000039202	Hyde County	14300	536919	18-I-3046	12/22/2020	146046022018	(53,131.00)
2000039152	Town of Jonesville	14300	536919	18-I-3030	12/22/2020	146046022018	(8,417.12)

Disbursements for FY 2020-2021

Agreement Number (Internal)	Long Project and Recipient Desc	Project Account Budget Code Desc	Project Account GL Account	Long Project Account Desc	Transaction Time	Project Account GL Center	Transaction Amount
2000039182	Town of Red Springs	14300	536919	18-I-3038	12/22/2020	146046022018	(148,115.46)
2000039198	City of Lowell	14300	536919	18-I-3034	12/22/2020	146046022018	(14,873.05)
2000039004	Town of Aulander	14300	536919	18-I-3042	12/22/2020	146046022018	(20,797.25)
2000038930	Town of Whitakers	14300	536919	18-I-3040	12/22/2020	146046022018	(75,268.33)
2000039010	Town of Farmville	14300	536919	18-I-3044	1/13/2021	146046022018	(59,360.00)
2000039162	Town of Goldston	14300	536919	18-I-3045	1/13/2021	146046022018	(33,109.26)
2000039199	Town of Magnolia	14300	536919	18-I-3035	1/13/2021	146046022018	(156,919.00)
2000039199	Town of Magnolia	14300	536919	18-I-3035	1/13/2021	146046022018	(25,244.75)
2000039004	Town of Aulander	14300	536919	18-I-3042	2/10/2021	146046022018	(7,091.50)
2000039152	Town of Jonesville	14300	536919	18-I-3030	1/27/2021	146046022018	(32,296.05)
2000038931	Town of Liberty	14300	536919	18-I-3032	1/27/2021	146046022018	(17,836.51)
2000039010	Town of Farmville	14300	536919	18-I-3044	1/27/2021	146046022018	(41,957.45)
2000039182	Town of Red Springs	14300	536919	18-I-3038	2/24/2021	146046022018	(1,577.50)
2000039162	Town of Goldston	14300	536919	18-I-3045	2/24/2021	146046022018	(24,978.16)
2000039182	Town of Red Springs	14300	536919	18-I-3038	2/24/2021	146046022018	(3,280.00)
2000039198	Town of Lowell	14300	536919	18-I-3034	3/10/2021	146046022018	(6,334.50)
2000039152	Town of Jonesville	14300	536919	18-I-3030	3/10/2021	146046022018	(8,375.36)
2000038930	Town of Whitakers	14300	536919	18-I-3040	3/10/2021	146046022018	(89,205.00)
2000038931	Town of Liberty	14300	536919	18-I-3032	3/10/2021	146046022018	(32,591.23)
2000039004	Town of Aulander	14300	536919	18-I-3042	3/18/2021	146046022018	(10,989.00)
2000039009	Town of East Spencer	14300	536919	18-I-3043	4/7/2021	146046022018	(108,620.15)
2000038931	Town of Liberty	14300	536919	18-I-3032	4/14/2021	146046022018	(4,019.70)
2000039010	Town of Farmville	14300	536919	18-I-3044	4/14/2021	146046022018	(109,317.16)
2000039152	Town of Jonesville	14300	536919	18-I-3030	4/21/2021	146046022018	(6,413.51)
2000039004	Town of Aulander	14300	536919	18-I-3042	4/21/2021	146046022018	(36,373.90)
2000039010	Town of Farmville	14300	536919	18-I-3044	4/21/2021	146046022018	(73,585.55)
2000039010	Town of Farmville	14300	536919	18-I-3044	4/29/2021	146046022018	(120,957.32)
2000039010	Town of Red Springs	14300	536919	18-I-3038	4/29/2021	146046022018	(10,262.54)
2000039162	Town of Goldston	14300	536919	18-I-3045	5/5/2021	146046022018	(9,127.50)
2000038930	Town of Whitakers	14300	536919	18-I-3040	5/19/2021	146046022018	(11,490.00)
2000039162	Town of Goldston	14300	536919	18-I-3045	5/26/2021	146046022018	(3,987.25)
2000039198	Town of Lowell	14300	536919	18-I-3034	6/3/2021	146046022018	(3,415.00)
2000039010	Town of Red Springs	14300	536919	18-I-3038	6/3/2021	146046022018	(8,611.48)
2000039010	Town of Farmville	14300	536919	18-I-3044	6/3/2021	146046022018	(111,985.06)
2000038931	Town of Liberty	14300	536919	18-I-3032	6/9/2021	146046022018	(2,436.40)

Disbursements for FY 2020-2021

Agreement Number (Internal)	Long Project and Recipient Desc	Project Account Budget Code Desc	Project Account GL Account	Long Project Account Desc	Transaction Time	Project Account GL Center	Transaction Amount
Total						146046022018	(2,259,416.82)

Agreement Number (Internal)	Long Project and Recipient Desc	Project Account Budget Code Desc	Project Account GL Account	Long Project Account Desc	Transaction Time	Project Account GL Center	Transaction Amount
2000039183	City of High Shoal	14300	536919	19-I-3105	9/23/2020	146046022019	(11,900.00)
2000039183	City of High Shoal	14300	536919	19-I-3105	10/21/2020	1.46046E+11	(8,804.27)
2000039186	Town of Garland	14300	536919	19-I-3104	12/22/2020	1.46046E+11	(9,100.00)
2000039244	Town of Boone	14300	536919	19-I-3102	1/13/2021	1.46046E+11	(3,420.00)
2000039190	Town of Pollocksville	14300	536919	19-I-3111	1/21/2021	1.46046E+11	(23,600.00)
2000039246	Town of Hookerton	14300	536919	19-I-3108	1/27/2021	1.46046E+11	(7,000.00)
2000039189	Town of Warsaw	14300	536919	19-I-3115	1/27/2021	1.46046E+11	(18,800.00)
2000039188	Town of Ayden	14300	536919	19-I-3117	2/17/2021	1.46046E+11	(35,600.00)
2000039186	Town of Garland	14300	536919	19-I-3104	3/10/2021	1.46046E+11	(37,725.00)
2000039251	Town of Woodland	14300	536919	19-I-3116	3/10/2021	1.46046E+11	(23,526.18)
2000039185	Town of Hoffman	14300	536919	19-I-3107	4/7/2021	1.46046E+11	(16,000.00)
2000039185	Town of Hoffman	14300	536919	19-I-3107	4/7/2021	1.46046E+11	(33,555.30)
2000039247	Town of Kenly	14300	536919	19-I-3109	4/14/2021	1.46046E+11	(85,107.67)
2000039183	City of High Shoal	14300	536919	19-I-3105	4/21/2021	1.46046E+11	(15,207.41)
2000039191	Town of Tabor City	14300	536919	19-I-3114	5/5/2021	1.46046E+11	(35,000.00)
2000039248	Town of Louisburg	14300	536919	19-I-3110	5/12/2021	1.46046E+11	(30,476.75)
2000039185	Town of Hobgood	14300	536919	19-I-3106	5/19/2021	1.46046E+11	(5,000.00)
2000039183	City of High Shoal	14300	536919	19-I-3105	5/19/2021	1.46046E+11	(17,666.00)
2000039250	City of Sanford	14300	536919	19-I-3113	5/19/2021	1.46046E+11	(42,881.03)
2000039251	Town of Woodland	14300	536919	19-I-3116	5/26/2021	1.46046E+11	(35,223.72)
2000039250	City of Sanford	14300	536919	19-I-3113	5/26/2021	1.46046E+11	(8,982.26)
2000039187	Town of Enfield	14300	536919	19-I-3103	5/26/2021	1.46046E+11	(23,500.00)
2000039249	City of Reidsville	14300	536919	19-I-3112	6/9/2021	1.46046E+11	(93,728.95)
Total						146046022019	(621,804.54)

Agreement Number (Internal)	Long Project and Recipient Desc	Project Account Budget Code Desc	Project Account GL Account	Long Project Account Desc	Transaction Time	Project Account GL Center	Transaction Amount
2000039153	Alexander County	14300	536919	12-D-2947	7/8/2020	14604604	(34,570.00)
2000039153	Alexander County	14300	536919	12-D-2947	8/26/2020	14604604	(78,205.66)
2000039003	Columbus County	14300	536919	11-D-2944	11/4/2020	14604604	(294,755.53)

Disbursements for FY 2020-2021

Agreement Number (Internal)	Long Project and Recipient Desc	Project Account Budget Code Desc	Project Account GL Account	Long Project Account Desc	Transaction Time	Project Account GL Center	Transaction Amount
2000039003	Columbus County	14300	536919	11-D-2944	11/12/2020	14604604	(259,949.18)
2000039153	Alexander County	14300	536919	12-D-2947	12/16/2020	14604604	(439,404.51)
2000039003	Columbus County	14300	536919	11-D-2944	1/6/2021	14604604	(71,022.05)
2000039180	Jackson County	14300	536919	09-D-2945	3/10/2021	14604604	(58,186.55)
2000039173	Wilkes County	14300	536919	13-D-2946	3/10/2021	14604604	(93,264.24)
2000039003	Columbus County	14300	536919	11-D-2944	3/24/2021	14604604	(75,639.89)
2000039180	Jackson County	14300	536919	09-D-2945	4/7/2021	14604604	(371,930.43)
2000039003	Columbus County	14300	536919	11-D-2944	4/7/2021	14604604	(116,187.59)
2000039003	Columbus County	14300	536919	11-D-2944	4/21/2021	14604604	(32,639.56)
2000039153	Alexander County	14300	536919	12-D-2947	5/19/2021	14604604	(144,607.75)
2000039003	Columbus County	14300	536919	11-D-2944	5/26/2021	14604604	(142,326.88)
2000039180	Jackson County	14300	536919	09-D-2945	6/3/2021	14604604	(359,297.63)
2000039003	Columbus County	14300	536919	11-D-2944	6/9/2021	14604604	(107,479.32)
Total						14604604	(2,679,466.77)

Agreement Number (Internal)	Long Project and Recipient Desc	Project Account Budget Code Desc	Project Account GL Account	Long Project Account Desc	Transaction Time	Project Account GL Center	Transaction Amount
2000038664	Town of Eden	24327	536919	E-HUC-W-15-0006	7/22/2020	2321	(32,574.00)
Total						2321	(32,574.00)

Agreement Number (Internal)	Long Project and Recipient Desc	Project Account Budget Code Desc	Project Account GL Account	Long Project Account Desc	Transaction Time	Project Account GL Center	Transaction Amount
2000038984	Town of Fremont	24327	536919	E-SRP-W-17-0032	7/8/2020	2328	(3,590.00)
2000038916	Yadkin Valley Sewer Authority	24327	536919	E-SRP-W-17-0034	7/8/2020	2328	(96,900.00)
2000038971	Town of Taylorsville	24327	536919	E-SRP-W-17-0060	7/8/2020	2328	(14,439.00)
2000039050	Town of Parmele	24327	536919	E-SRP-W-17-0113	7/8/2020	2328	(69,526.00)
2000039050	Town of Parmele	24327	536919	E-SRP-W-17-0113	7/9/2020	2328	(26,941.00)
2000038664	City of Eden	24327	536919	E-HUC-W-15-0006	7/22/2020	2328	(4,424.00)
2000038916	Yadkin Valley Sewer Authority	24327	536919	E-SRP-W-17-0034	8/5/2020	2328	(45,323.00)
2000038984	Town of Fremont	24327	536919	E-SRP-W-17-0032	8/19/2020	2328	(148,884.00)
2000038971	Town of Taylorsville	24327	536919	E-SRP-W-17-0060	8/19/2020	2328	(16,502.00)
2000038916	Yadkin Valley Sewer Authority	24327	536919	E-SRP-W-17-0034	9/10/2020	2328	(107,225.00)
2000039050	Town of Parmele	24327	536919	E-SRP-W-17-0113	9/10/2020	2328	(51,284.00)
2000039022	City of Mount Airy	24327	536919	E-SAP-W-19-0022	9/23/2020	2328	(383,756.00)

Disbursements for FY 2020-2021

Agreement Number (Internal)	Long Project and Recipient Desc	Project Account Budget Code Desc	Project Account GL Account	Long Project Account Desc	Transaction Time	Project Account GL Center	Transaction Amount
2000038957	Oxford Water Works	24327	536919	E-SRP-W-17-0035	9/23/2020	2328	(142,633.00)
2000038984	Town of Fremont	24327	536919	E-SRP-W-17-0032	10/7/2020	2328	(54,914.00)
2000038277	Yancey County Finance	24327	536919	E-SRG-T-05-0141	10/14/2020	2328	(60,157.00)
2000039312	Harnett County Finance	24327	536919	E-SAP-W-19-0027	10/21/2020	2328	(500,000.00)
2000038916	Yadkin Valley Sewer Authority	24327	536919	E-SRP-W-17-0034	10/21/2020	2328	(44,480.00)
2000038957	Oxford Water Works	24327	536919	E-SRP-W-17-0035	10/21/2020	2328	(432,311.00)
2000038957	Oxford Water Works	24327	536919	E-SRP-W-17-0035	11/18/2020	2328	(368,323.00)
2000038957	Oxford Water Works	24327	536919	E-SRP-W-17-0035	12/16/2020	2328	(344,630.00)
2000039029	Davidson County	24327	536919	E-SAP-W-19-0026	1/13/2021	2328	(52,000.00)
2000038655	Town of Fair Bluff	24327	536919	E-SAP-T-16-0009	2/3/2021	2328	(69,959.00)
2000039050	Town of Parmele	24327	536919	E-SRP-W-17-0113	2/3/2021	2328	(75,351.00)
2000039014	Johnston County RTZA	24327	536919	E-SAP-W-17-0068	2/3/2021	2328	(2,500,000.00)
2000039104	Sampson County	24327	536919	H-SRP-D-18-0168	5/5/2021	2328	(194,763.00)
2000045021	City of Eden	24327	536919	SAP-W-0037	5/12/2021	2328	(310,000.00)
2000038934	Town of Benson	24327	536919	E-SAP-W-18-0017	5/19/2021	2328	(17,367.00)
2000038916	Yadkin Valley Sewer Authority	24327	536919	E-SRP-W-17-0034	6/9/2021	2328	(21,779.00)
2000038957	Oxford Water Works	24327	536919	E-SRP-W-17-0035	6/9/2021	2328	(1,270,275.00)
Total						2328	(7,427,736.00)

Agreement Number (Internal)	Long Project and Recipient Desc	Project Account Budget Code Desc	Project Account GL Account	Long Project Account Desc	Transaction Time	Project Account GL Center	Transaction Amount
2000039024	Town of Beulaville	24327	536919	H-SAP-D-19-0029	9/2/2020	2329	(85,000.00)
2000038874	Oxford Water Works	24327	536919	H-SRP-D-17-0005	10/28/2020	2329	(278,138.00)
2000039027	City of Brevard	24327	536919	H-SRP-D-17-0127	10/28/2020	2329	(334,457.00)
2000039027	City of Brevard	24327	536919	H-SRP-D-17-0127	11/4/2020	2329	(245,642.00)
2000042867	Town of Hot Springs	24327	536919	H-SAP-D-19-0034	12/22/2020	2329	(7,430.00)
2000042867	Town of Hot Springs	24327	536919	H-SAP-D-19-0034	2/3/2021	2329	(182,537.00)
2000042867	Town of Hot Springs	24327	536919	H-SAP-D-19-0034	3/10/2021	2329	(30,229.00)
2000039027	City of Brevard	24327	536919	H-SRP-D-17-0127	4/21/2021	2329	(95,820.00)
2000038925	City of Eden	24327	536919	H-SAP-D-19-0024	4/21/2021	2329	(179,419.00)
2000038925	City of Eden	24327	536919	H-SAP-D-19-0024	4/21/2021	2329	(293,940.00)
2000042867	Town of Hot Springs	24327	536919	H-SAP-D-19-0034	6/16/2021	2329	(93,939.00)
Total						2329	(1,826,551.00)

Disbursements for FY 2020-2021

Agreement Number (Internal)	Long Project and Recipient Desc	Project Account Budget Code Desc	Project Account GL Account	Long Project Account Desc	Transaction Time	Project Account GL Center	Transaction Amount
2000038659	City of Whiteville	24327	536919	E-AIA-W-17-0048	7/8/2020	2346	(8,750.00)
2000038894	City of Clinton	24327	536919	E-AIA-W-18-0113	7/8/2020	2346	(40,990.00)
2000039122	Town of Red Springs	24327	536919	E-AIA-W-19-0146	7/22/2020	2346	(15,680.00)
2000038858	Town of Roseboro	24327	536919	E-AIA-W-18-0144	7/29/2020	2346	(4,500.00)
2000039299	Town of Pink Hill	24327	536919	E-AIA-W-20-0188	7/29/2020	2346	(15,000.00)
2000039692	Town of Parkton	24327	536919	E-AIA-W-18-0108	8/5/2020	2346	(27,169.00)
2000038845	City of Marion	24327	536919	E-AIA-W-18-0141	8/5/2020	2346	(17,050.00)
2000038845	City of Marion	24327	536919	E-AIA-W-18-0141	8/12/2020	2346	(7,910.00)
2000039134	Town of Pilot Mountain	24327	536919	E-AIA-W-19-0155	8/19/2020	2346	(19,306.00)
2000039081	Town of Elizabethtown	24327	536919	E-AIA-W-18-0109	8/26/2020	2346	(46,055.00)
2000039122	Town of Red Springs	24327	536919	E-AIA-W-19-0146	8/26/2020	2346	(18,190.00)
2000038894	City of Clinton	24327	536919	E-AIA-W-18-0113	9/2/2020	2346	(12,500.00)
2000038858	Town of Roseboro	24327	536919	E-AIA-W-18-0144	9/2/2020	2346	(3,000.00)
2000039692	Town of Parkton	24327	536919	E-AIA-W-18-0108	9/10/2020	2346	(13,375.00)
2000038891	City of Gastonia	24327	536919	E-AIA-W-18-0110	9/10/2020	2346	(46,750.00)
2000038882	Town of Bailey	24327	536919	E-AIA-W-17-0100	9/23/2020	2346	(13,500.00)
2000038909	Town of Madison	24327	536919	E-AIA-W-18-0115	9/23/2020	2346	(32,400.00)
2000038903	Town of Vanceboro	24327	536919	E-AIA-W-19-0158	9/23/2020	2346	(28,000.00)
2000039692	Town of Parkton	24327	536919	E-AIA-W-18-0108	10/1/2020	2346	(32,321.00)
2000038814	Town of Warrenton	24327	536919	E-AIA-W-18-0131	10/1/2020	2346	(21,600.00)
2000038858	Town of Roseboro	24327	536919	E-AIA-W-18-0144	10/1/2020	2346	(6,900.00)
2000039013	Town of Spindale	24327	536919	E-AIA-W-17-0046	10/7/2020	2346	(150,000.00)
2000039121	Town of Bryson City	24327	536919	E-AIA-W-19-0147	10/7/2020	2346	(12,636.00)
2000038889	Town of Aurora	24327	536919	E-AIA-W-19-0177	10/7/2020	2346	(24,500.00)
2000038657	Town of Maxton	24327	536919	E-AIA-W-17-0072	10/14/2020	2346	(26,634.00)
2000039138	Town of Manteo	24327	536919	E-AIA-W-19-0165	10/21/2020	2346	(26,869.00)
2000039138	Town of Manteo	24327	536919	E-AIA-W-19-0165	11/4/2020	2346	(44,834.00)
2000039138	Town of Manteo	24327	536919	E-AIA-W-19-0165	11/12/2020	2346	(24,270.00)
2000038708	Town of St Pauls	24327	536919	E-AIA-W-17-0054	11/24/2020	2346	(55,786.00)
2000039081	Town of Elizabethtown	24327	536919	E-AIA-W-18-0109	11/24/2020	2346	(14,730.00)
2000039309	Town of Marshville	24327	536919	E-AIA-W-20-0211	11/24/2020	2346	(57,600.00)
2000039296	Town of Bethel	24327	536919	E-AIA-W-20-0183	11/24/2020	2346	(114,300.00)

Disbursements for FY 2020-2021

Agreement Number (Internal)	Long Project and Recipient Desc	Project Account Budget Code Desc	Project Account GL Account	Long Project Account Desc	Transaction Time	Project Account GL Center	Transaction Amount
2000039083	Town of Fairmont	24327	536919	E-AIA-W-18-0117	12/2/2020	2346	(22,000.00)
2000039304	City of Elizabeth City	24327	536919	E-AIA-W-20-0197	12/2/2020	2346	(110,770.00)
2000039137	City of Bessemer	24327	536919	E-AIA-W-19-0163	12/9/2020	2346	(91,672.00)
2000039139	City of Dunn	24327	536919	E-AIA-W-19-0169	12/9/2020	2346	(69,240.00)
2000039305	Town of White Lake	24327	536919	E-AIA-W-20-0204	12/9/2020	2346	(19,000.00)
2000039134	Town of Pilot Mountain	24327	536919	E-AIA-W-19-0155	1/6/2021	2346	(47,268.00)
2000039138	Town of Manteo	24327	536919	E-AIA-W-19-0165	1/21/2021	2346	(16,068.00)
2000039140	Town of Valdese	24327	536919	E-AIA-W-19-0174	1/27/2021	2346	(29,768.00)
2000039294	Town of Wadesboro	24327	536919	E-AIA-W-20-0181	2/3/2021	2346	(9,500.00)
2000039134	Town of Pilot Mountain	24327	536919	E-AIA-W-19-0155	2/3/2021	2346	(2,049.00)
2000039306	City of Lowell	24327	536919	E-AIA-W-20-0205	2/17/2021	2346	(74,663.00)
2000039308	Town of Spring Hope	24327	536919	E-AIA-W-20-0209	2/17/2021	2346	(31,000.00)
2000039299	Town of Pink Hill	24327	536919	E-AIA-W-20-0188	3/3/2021	2346	(17,000.00)
2000038657	Town of Maxton	24327	536919	E-AIA-W-17-0072	3/10/2021	2346	(25,567.00)
2000039122	Town of Red Springs	24327	536919	E-AIA-W-19-0146	3/10/2021	2346	(26,880.00)
2000038667	City of Henderson	24327	536919	E-AIA-W-17-0115	3/18/2021	2346	(45,535.00)
2000039305	Town of White Lake	24327	536919	E-AIA-W-20-0204	3/24/2021	2346	(6,500.00)
2000039136	Town of Ayden	24327	536919	E-AIA-W-19-0160	3/24/2021	2346	(10,750.00)
2000038888	Bay River Metropolitan Sewer District	24327	536919	E-AIA-W-19-0179	3/24/2021	2346	(26,344.00)
2000039305	Town of White Lake	24327	536919	E-AIA-W-20-0204	4/7/2021	2346	(25,250.00)
2000039309	Town of Marshville	24327	536919	E-AIA-W-20-0211	4/7/2021	2346	(15,779.00)
2000038888	Bay River Metropolitan Sewer District	24327	536919	E-AIA-W-19-0179	4/14/2021	2346	(48,204.00)
2000039142	City of Roxboro	24327	536919	E-AIA-W-19-0180	4/21/2021	2346	(32,367.00)
2000039299	Town of Pink Hill	24327	536919	E-AIA-W-20-0188	4/21/2021	2346	(6,000.00)
2000039134	Town of Pilot Mountain	24327	536919	E-AIA-W-19-0155	4/21/2021	2346	(24,991.00)
2000038809	Town of Chadbourn	24327	536919	E-AIA-W-18-0126	4/21/2021	2346	(29,350.00)
2000039137	City of Bessemer	24327	536919	E-AIA-W-19-0163	4/29/2021	2346	(11,463.00)
2000039081	Town of Elizabethtown	24327	536919	E-AIA-W-18-0109	5/5/2021	2346	(16,269.00)
2000038659	City of Whiteville	24327	536919	E-AIA-W-17-0048	5/12/2021	2346	(13,557.00)
2000039084	Tuckaseegee Water & Sewer Authority	24327	536919	E-AIA-W-18-0118	5/12/2021	2346	(71,750.00)
2000038714	Tuckaseegee Water & Sewer Authority	24327	536919	E-AIA-W-16-0012	5/12/2021	2346	(37,421.00)
2000039139	City of Dunn	24327	536919	E-AIA-W-19-0169	5/19/2021	2346	(23,600.00)
2000038858	Town of Roseboro	24327	536919	E-AIA-W-18-0144	5/26/2021	2346	(8,400.00)
2000038624	Town of Pittsboro	24327	536919	E-AIA-W-16-0006	5/26/2021	2346	(6,934.00)
2000039297	Town of Lake Waccamaw	24327	536919	E-AIA-W-20-0185	5/26/2021	2346	(13,025.00)

Disbursements for FY 2020-2021

Agreement Number (Internal)	Long Project and Recipient Desc	Project Account Budget Code Desc	Project Account GL Account	Long Project Account Desc	Transaction Time	Project Account GL Center	Transaction Amount
2000039305	Town of White Lake	24327	536919	E-AIA-W-20-0204	5/26/2021	2346	(30,875.00)
2000038813	Town of Warrenton	24327	536919	E-AIA-W-18-0131	6/3/2021	2346	(19,557.00)
2000039303	Town of Lillington	24327	536919	E-AIA-D-20-0196	6/3/2021	2346	(59,658.00)
2000039298	Town of Beaufort	24327	536919	E-AIA-W-20-0187	6/9/2021	2346	(127,750.00)
2000038728	City of Oxford	24327	536919	E-AIA-W-17-0074	6/22/2021	2346	(23,090.00)
Total						2346	(2,309,969.00)

Agreement Number (Internal)	Long Project and Recipient Desc	Project Account Budget Code Desc	Project Account GL Account	Long Project Account Desc	Transaction Time	Project Account GL Center	Transaction Amount
2000038791	Cleveland County Sanitary District	24327	536919	H-AIA-D-17-0096	7/8/2020	2347	(25,800.00)
2000038896	City of Clinton	24327	536919	H-AIA-D-18-0114	7/8/2020	2347	(30,635.00)
2000039131	City of Bessemer	24327	536919	H-AIA-D-19-0171	7/8/2020	2347	(18,739.00)
2000038896	City of Clinton	24327	536919	H-AIA-D-18-0114	7/13/2020	2347	(30,635.00)
2000038896	City of Clinton	24327	536919	H-AIA-D-18-0114	7/13/2020	2347	(30,635.00)
2000038896	City of Clinton	24327	536919	H-AIA-D-18-0114	7/13/2020	2347	30,635.00
2000038896	City of Clinton	24327	536919	H-AIA-D-18-0114	7/13/2020	2347	30,635.00
2000039691	Town of Pembroke	24327	536919	H-AIA-D-19-0145	8/5/2020	2347	(21,467.00)
2000039124	Town of Pilot Mountain	24327	536919	H-AIA-D-19-0150	8/5/2020	2347	(10,052.00)
2000039321	Town of Jonesville	24327	536919	H-AIA-D-19-0167	8/5/2020	2347	(6,341.00)
2000039329	Town of Pink Hill	24327	536919	H-AIA-D-20-0199	8/5/2020	2347	(42,000.00)
2000039336	Bertie County Water District	24327	536919	H-AIA-D-20-0210	8/5/2020	2347	(64,875.00)
2000038627	Town of Robbins	24327	536919	H-AIA-D-16-0026	8/12/2020	2347	(11,132.00)
2000039086	Town of Elizabethtown	24327	536919	H-AIA-D-18-0120	8/26/2020	2347	(17,390.00)
2000038811	Town of Chadbourn	24327	536919	H-AIA-D-18-0128	8/26/2020	2347	(20,110.00)
2000039127	City of Claremont	24327	536919	H-AIA-D-19-0161	8/26/2020	2347	(69,719.00)
2000039321	Town of Jonesville	24327	536919	H-AIA-D-19-0167	8/26/2020	2347	(2,976.00)
2000039336	Bertie County Water District	24327	536919	H-AIA-D-20-0210	8/26/2020	2347	(23,313.00)
2000038896	City of Clinton	24327	536919	H-AIA-D-18-0114	9/2/2020	2347	(21,250.00)
2000039322	Town of Stoneville	24327	536919	H-AIA-D-20-0184	9/2/2020	2347	(11,650.00)
2000038893	City of Gastonia	24327	536919	H-AIA-D-18-0112	9/10/2020	2347	(47,850.00)
2000038869	Wilson County South East	24327	536919	H-AIA-D-18-0122	9/10/2020	2347	(7,168.00)
2000038868	Wilson County South East	24327	536919	H-AIA-D-18-0142	9/10/2020	2347	(4,495.00)
2000039321	Town of Jonesville	24327	536919	H-AIA-D-19-0167	9/10/2020	2347	(3,101.00)
2000039128	Town of Highlands	24327	536919	H-AIA-D-19-0166	9/23/2020	2347	(8,774.00)

Disbursements for FY 2020-2021

Agreement Number (Internal)	Long Project and Recipient Desc	Project Account Budget Code Desc	Project Account GL Account	Long Project Account Desc	Transaction Time	Project Account GL Center	Transaction Amount
2000038907	Town of Bailey	24327	536919	H-AIA-D-19-0172	9/23/2020	2347	(12,000.00)
2000038824	Town of Carthage	24327	536919	H-AIA-D-18-0143	10/1/2020	2347	(22,991.00)
2000039126	Town of Edenton	24327	536919	H-AIA-D-19-0159	10/1/2020	2347	(69,500.00)
2000039123	Town of Bryson City	24327	536919	H-AIA-D-19-0148	10/7/2020	2347	(30,172.00)
2000038658	Town of Maxton	24327	536919	H-AIA-D-17-0073	10/14/2020	2347	(9,655.00)
2000038911	City of Elizabeth City	24327	536919	H-AIA-D-18-0132	10/28/2020	2347	(49,620.00)
2000038876	Davie County Finance	24327	536919	H-AIA-D-17-0057	11/4/2020	2347	(42,078.00)
2000038824	Town of Carthage	24327	536919	H-AIA-D-18-0143	11/4/2020	2347	(3,250.00)
2000039133	Bertie County Water	24327	536919	H-AIA-D-19-0175	11/4/2020	2347	(8,302.00)
2000038919	Bertie County	24327	536919	H-AIA-D-19-0176	11/4/2020	2347	(11,251.00)
2000039322	Town of Stoneville	24327	536919	H-AIA-D-20-0184	11/4/2020	2347	(8,500.00)
2000039336	Bertie County Water	24327	536919	H-AIA-D-20-0210	11/4/2020	2347	(13,283.00)
2000039321	Town of Jonesville	24327	536919	H-AIA-D-19-0167	11/12/2020	2347	(10,567.00)
2000039087	Town of Tabor City	24327	536919	H-AIA-D-18-0121	11/18/2020	2347	(112,000.00)
2000039086	Town of Elizabethtown	24327	536919	H-AIA-D-18-0120	11/24/2020	2347	(21,833.00)
2000039691	Town of Pembroke	24327	536919	H-AIA-D-19-0145	11/24/2020	2347	(39,883.00)
2000039131	City of Bessemer	24327	536919	H-AIA-D-19-0171	12/9/2020	2347	(29,282.00)
2000039094	City of Statesville	24327	536919	H-AIA-D-18-0138	12/16/2020	2347	(149,935.00)
2000038634	Broad River Water	24327	536919	H-AIA-D-16-0007	12/22/2020	2347	(15,549.00)
2000039325	City of Washington	24327	536919	H-AIA-D-20-0192	1/6/2021	2347	(43,936.00)
2000038791	Cleveland County Sanitary District	24327	536919	H-AIA-D-17-0096	1/13/2021	2347	(37,885.00)
2000039124	Town of Pilot Mountain	24327	536919	H-AIA-D-19-0150	2/3/2021	2347	(16,085.00)
2000039126	City of Edenton	24327	536919	H-AIA-D-19-0159	2/10/2021	2347	(39,750.00)
2000039321	Town of Jonesville	24327	536919	H-AIA-D-19-0167	2/10/2021	2347	(1,060.00)
2000039328	Town of Spring Hope	24327	536919	H-AIA-D-20-0198	2/17/2021	2347	(22,000.00)
2000038905	City of Sanford	24327	536919	H-AIA-D-17-0058	2/17/2021	2347	(2,100.00)
2000039133	Bertie County	24327	536919	H-AIA-D-19-0175	2/24/2021	2347	(9,291.00)
2000039336	Bertie County	24327	536919	H-AIA-D-20-0210	2/24/2021	2347	(8,456.00)
2000038905	City of Sanford	24327	536919	H-AIA-D-17-0058	2/24/2021	2347	(27,970.00)
2000039332	Town of Hot Springs	24327	536919	H-AIA-D-20-0202	3/3/2021	2347	(62,851.00)
2000039329	Town of Pink Hill	24327	536919	H-AIA-D-20-0199	3/3/2021	2347	(12,000.00)
2000039321	Town of Jonesville	24327	536919	H-AIA-D-19-0167	3/10/2021	2347	(1,668.00)
2000038634	Broad River Water	24327	536919	H-AIA-D-16-0007	3/10/2021	2347	(8,494.00)
2000038658	Town of Maxton	24327	536919	H-AIA-D-17-0073	3/10/2021	2347	(3,555.00)
2000039102	Columbus County	24327	536919	H-AIA-D-19-0154	3/18/2021	2347	(44,517.00)

Disbursements for FY 2020-2021

Agreement Number (Internal)	Long Project and Recipient Desc	Project Account Budget Code Desc	Project Account GL Account	Long Project Account Desc	Transaction Time	Project Account GL Center	Transaction Amount
2000039129	Town of Ayden	24327	536919	H-AIA-D-19-0168	3/24/2021	2347	(14,912.00)
2000039126	Town of Edenton	24327	536919	H-AIA-D-19-0159	3/24/2021	2347	(6,750.00)
2000039330	Town of Louisburg	24327	536919	H-AIA-D-20-0200	3/30/2021	2347	(2,750.00)
2000038811	Town of Chadbourn	24327	536919	H-AIA-D-18-0128	3/30/2021	2347	(20,700.00)
2000038841	Town of Landis	24327	536919	H-AIA-D-17-0069	4/14/2021	2347	(91,615.00)
2000039329	Town of Pink Hill	24327	536919	H-AIA-D-20-0199	4/14/2021	2347	(15,000.00)
2000039126	Town of Edenton	24327	536919	H-AIA-D-19-0159	4/14/2021	2347	(15,500.00)
2000039124	Town of Pilot Mountain	24327	536919	H-AIA-D-19-0150	4/21/2021	2347	(13,966.00)
2000039131	City of Bessemer	24327	536919	H-AIA-D-19-0171	4/29/2021	2347	(92,534.00)
2000038658	Town of Maxton	24327	536919	H-AIA-D-17-0073	4/29/2021	2347	(15,799.00)
2000038679	Bertie County Water	24327	536919	H-AIA-D-17-0062	4/29/2021	2347	(7,715.00)
2000039336	Bertie County Water District	24327	536919	H-AIA-D-20-0210	4/29/2021	2347	(11,707.00)
2000039133	Bertie County Water	24327	536919	H-AIA-D-19-0175	4/29/2021	2347	(5,066.00)
2000039325	City of Washington	24327	536919	H-AIA-D-20-0192	5/5/2021	2347	(49,398.00)
2000039086	Elizabethtown	24327	536919	H-AIA-D-18-0120	5/5/2021	2347	(34,255.00)
2000038919	Bertie County	24327	536919	H-AIA-D-19-0176	5/5/2021	2347	(6,494.00)
2000039087	Town of Tabor City	24327	536919	H-AIA-D-18-0121	5/5/2021	2347	(33,000.00)
2000039323	City of Whiteville	24327	536919	H-AIA-D-20-0186	5/5/2021	2347	(29,750.00)
2000038811	Town of Chadbourn	24327	536919	H-AIA-D-18-0128	5/12/2021	2347	(9,000.00)
2000039085	Tuckasegee Water & Sewer Authority	24327	536919	H-AIA-D-18-0119	5/12/2021	2347	(71,425.00)
2000038716	Tuckasegee Water & Sewer Authority	24327	536919	H-AIA-D-16-0011	5/12/2021	2347	(39,123.00)
2000039125	Town of Marion	24327	536919	H-AIA-D-19-0152	5/19/2021	2347	(26,000.00)
2000038715	Hyde County	24327	536919	H-AIA-D-17-0102	5/19/2021	2347	(2,791.00)
2000038878	Town of Aulander	24327	536919	H-AIA-D-17-0083	5/19/2021	2347	(78,304.00)
2000039334	Town of Lillington	24327	536919	H-AIA-D-20-0206	5/19/2021	2347	(131,104.00)
2000039132	Town of Ellerbe	24327	536919	H-AIA-D-19-0173	5/19/2021	2347	(25,500.00)
2000038691	Town of Warrenton Water Dept	24327	536919	H-AIA-D-17-0104	6/3/2021	2347	(5,278.00)
2000039146	Northampton County	24327	536919	H-AIA-D-19-0014	6/16/2021	2347	(150,000.00)
2000038822	City of Oxford	24327	536919	H-AIA-D-17-0086	6/22/2021	2347	(16,345.00)
Total						2347	(2,491,887.00)

Agreement Number (Internal)	Long Project and Recipient Desc	Project Account Budget Code Desc	Project Account GL Account	Long Project Account Desc	Transaction Time	Project Account GL Center	Transaction Amount
2000039112	Town of Maysville	24327	536919	E-MRF-W-19-0019	9/16/2020	2348	(5,290.00)

Disbursements for FY 2020-2021

Agreement Number (Internal)	Long Project and Recipient Desc	Project Account Budget Code Desc	Project Account GL Account	Long Project Account Desc	Transaction Time	Project Account GL Center	Transaction Amount
2000039096	Montgomery County	24327	536919	E-MRF-W-18-0016	10/14/2020	2348	(43,162.00)
2000039116	Town of Bladenboro	24327	536919	E-MRF-W-19-0025	10/21/2020	2348	(7,000.00)
2000039112	Town of Maysville	24327	536919	E-MRF-W-19-0019	12/22/2020	2348	(13,948.00)
2000039148	Town of Goldston	24327	536919	E-MRF-W-19-0023	1/13/2021	2348	(3,845.00)
2000039113	Town of Kenly	24327	536919	E-MRF-W-19-0020	1/13/2021	2348	(11,794.00)
2000039112	Town of Maysville	24327	536919	E-MRF-W-19-0019	4/7/2021	2348	(4,671.00)
2000039112	Town of Maysville	24327	536919	E-MRF-W-19-0019	4/21/2021	2348	(3,978.00)
2000039148	Town of Goldston	24327	536919	E-MRF-W-19-0023	6/16/2021	2348	(5,597.00)
Total						2348	(99,285.00)

Agreement Number (Internal)	Long Project and Recipient Desc	Project Account Budget Code Desc	Project Account GL Account	Long Project Account Desc	Transaction Time	Project Account GL Center	Transaction Amount
2000039342	Town of Brunswick	24327	536919	H-MRF-D-20-0035	9/2/2020	2349	(8,800.00)
2000039117	Goldston Gulf Sanitary	24327	536919	H-MRF-D-19-0021	12/9/2020	2349	(7,454.00)
2000039342	Town of Brunswick	24327	536919	H-MRF-D-20-0035	12/16/2020	2349	(30,600.00)
2000039337	Yadkin County	24327	536919	H-MRF-D-20-0029	2/10/2021	2349	(4,950.00)
2000039343	Davie County	24327	536919	H-MRF-D-20-0038	3/24/2021	2349	(50,000.00)
2000039338	Town of Ronda	24327	536919	H-MRF-D-20-0030	4/7/2021	2349	(14,350.00)
2000038852	Stokes County	24327	536919	H-MRF-D-18-0015	5/19/2021	2349	(2,500.00)
2000039338	Town of Ronda	24327	536919	H-MRF-D-20-0030	5/19/2021	2349	(23,150.00)
2000039342	Town of Brunswick	24327	536919	H-MRF-D-20-0035	5/19/2021	2349	(10,600.00)
2000039339	Chowan County	24327	536919	H-MRF-D-20-0031	6/9/2021	2349	(47,500.00)
2000039337	Yadkin County	24327	536919	H-MRF-D-20-0029	6/3/2021	2349	(3,465.00)
Total						2349	(203,369.00)

Agreement Number (Internal)	Long Project and Recipient Desc	Project Account Budget Code Desc	Project Account GL Account	Long Project Account Desc	Transaction Time	Project Account GL Center	Transaction Amount
2000039179	Cliffside Sanitary District	24327	536919	E-SEG-A-19-0002	3/3/2021	2373	(14,520.00)
2000038936	Town of Eureka	24327	536919	E-SEG-A-19-0001	4/21/2021	2373	(93,048.00)
2000039179	Cliffside Sanitary District	24327	536919	E-SEG-A-19-0002	6/3/2021	2373	(35,480.00)
Total							(143,048.00)

Disbursements for FY 2020-2021

Agreement Number (Internal)	Long Project and Recipient Desc	Project Account Budget Code Desc	Project Account GL Account	Long Project Account Desc	Transaction Time	Project Account GL Center	Transaction Amount
2000038655	Town of Fair Bluff	24310	536919	E-SAP-W-17-0009	7/22/2020	28248246DR16	(100,602.00)
2000038687	Town of Fair Bluff	24310	536919	H-SAP-D-17-0014	7/29/2020	28248246DR16	(17,214.00)
2000038655	Town of Fair Bluff	24310	536919	E-SAP-W-17-0009	8/12/2020	28248246DR16	(142,413.00)
2000038687	Town of Fair Bluff	24310	536919	H-SAP-D-17-0014	10/21/2020	28248246DR16	(4,769.00)
2000038655	Town of Fair Bluff	24310	536919	E-SAP-W-17-0009	10/28/2020	28248246DR16	(86,878.00)
2000038687	Town of Fair Bluff	24310	536919	H-SAP-D-17-0014	11/24/2020	28248246DR16	(700.00)
2000038655	Town of Fair Bluff	24310	536919	E-SAP-W-17-0009	2/3/2021	28248246DR16	(65,056.00)
2000038687	Town of Fair Bluff	24310	536919	H-SAP-D-17-0014	2/24/2021	28248246DR16	(3,939.00)
Total						28248246DR16	(421,571.00)

Agreement Number (Internal)	Long Project and Recipient Desc	Project Account Budget Code Desc	Project Account GL Account	Long Project Account Desc	Transaction Time	Project Account GL Center	Transaction Amount
2000038890	Town of Mocksville	64311	536704	CS370606-02	7/8/2020	6185	(228,207.00)
2000038843	City of Winston Salem	64311	536704	CS370399-12	7/22/2020	6185	(106,185.00)
2000038598	Town of Boonville	64311	536704	CS370539-02	7/22/2020	6185	(51,920.00)
2000038902	City of Shelby	64311	536704	CS370502-07	7/22/2020	6185	(2,808,325.00)
2000038883	City of Goldsboro	64311	536704	CS370482-07	7/29/2020	6185	(1,491,880.00)
2000038901	City of Charlotte	64311	536704	CS370377-15	7/29/2020	6185	(4,625,489.00)
2000038977	Town of Mount Gilead	64311	536704	CS370754-01	7/29/2020	6185	(466,920.00)
2000038883	City of Goldsboro	64311	536997	CS370482-07	7/29/2020	6185	(500,000.00)
2000038855	City of Charlotte	64311	536704	CS370377-14	8/5/2020	6185	(87,493.00)
2000038989	Town of La Grange	64311	536704	CS370467-05	8/5/2020	6185	(5,723.00)
2000038901	City of Charlotte	64311	536704	CS370377-15	8/5/2020	6185	(2,375,189.00)
2000038989	Town of La Grange	64311	536997	CS370467-05	8/5/2020	6185	(5,722.00)
2000038960	Burke County Finance	64311	536704	CS370400-01	8/12/2020	6185	(79,983.00)
2000038880	Yadkin Valley Sewer	64311	536704	CS370541-03	8/12/2020	6185	(54,922.00)
2000038890	Town of Mocksville	64311	536704	CS370606-02	8/12/2020	6185	(321,812.00)
2000038960	Burke County Finance	64311	536704	CS370400-01	8/12/2020	6185	(193,796.00)
2000038960	Burke County Finance	64311	536997	CS370400-01	8/12/2020	6185	(34,279.00)
2000038960	Burke County Finance	64311	536997	CS370400-01	8/12/2020	6185	(83,055.00)
2000038943	City of Hendersonville	64311	536704	CS370444-10	8/26/2020	6185	(646,909.00)
2000038639	City of Hickory	64311	536704	CS370389-21	8/26/2020	6185	(149,018.00)

Disbursements for FY 2020-2021

Agreement Number (Internal)	Long Project and Recipient Desc	Project Account Budget Code Desc	Project Account GL Account	Long Project Account Desc	Transaction Time	Project Account GL Center	Transaction Amount
2000038975	Town of Plymouth	64311	536704	CS370500-05	8/26/2020	6185	(235,896.00)
2000038835	Junaluska Sanitary	64311	536704	CS370920-01	8/26/2020	6185	(25,600.00)
2000038975	Town of Plymouth	64311	536997	CS370500-05	8/26/2020	6185	(78,632.00)
2000039157	City of Raleigh	64311	536704	CS370419-20	9/2/2020	6185	(5,086,771.00)
2000038902	Town of Mocksville	64311	536704	CS370606-02	9/2/2020	6185	(223,271.00)
2000038902	City of Shelby	64311	536704	CS370502-07	9/10/2020	6185	(890,767.00)
2000039161	Yadkin Valley Sewer	64311	536704	CS370541-05	9/10/2020	6185	(48,548.00)
2000038534	City of Raleigh	64311	536704	CS370419-19	9/10/2020	6185	(1,103,149.00)
2000039161	Yadkin Valley Sewer	64311	536997	CS370541-05	9/10/2020	6185	(48,548.00)
2000038977	Town of Mount Gilead	64311	536704	CS370754-01	9/16/2020	6185	(334,759.00)
2000038977	Town of Mount Gilead	64311	536704	CS370754-01	9/23/2020	6185	(70,349.00)
2000038855	City of Charlotte	64311	536704	CS370377-14	10/1/2020	6185	(415,000.00)
2000038960	Burke County Finance	64311	536704	CS370400-01	10/1/2020	6185	(109,063.00)
2000038902	City of Shelby	64311	536704	CS370502-07	10/1/2020	6185	(854,467.00)
2000038960	Burke County Finance	64311	536997	CS370400-01	10/1/2020	6185	(46,741.00)
2000038943	City of Hendersonville	64311	536704	CS370444-10	10/7/2020	6185	(565,204.00)
2000038880	Yadkin Valley Sewer	64311	536704	CS370541-03	10/7/2020	6185	(57,976.00)
2000039161	Yadkin Valley Sewer	64311	536704	CS370541-05	10/7/2020	6185	(21,547.00)
2000039161	Yadkin Valley Sewer	64311	536997	CS370541-05	10/7/2020	6185	(21,547.00)
2000039160	Town of Warsaw	64311	536704	CS370474-05	10/14/2020	6185	(365,254.00)
2000038890	Town of Mocksville	64311	536704	CS370606-02	10/14/2020	6185	(187,348.00)
2000039160	Town of Warsaw	64311	536997	CS370474-05	10/14/2020	6185	(121,751.00)
2000038902	City of Shelby	64311	536704	CS370502-07	10/21/2020	6185	(959,582.00)
2000039160	Town of Warsaw	64311	536704	CS370474-05	10/21/2020	6185	(107,009.00)
2000038643	City of Albemarle	64311	536704	CS370522-05	10/21/2020	6185	(59,410.00)
2000038834	Johnston County	64311	536704	CS370560-17	10/21/2020	6185	(191,895.00)
2000039150	Forsyth County	64311	536704	CS370882-01	10/21/2020	6185	(1,621,775.00)
2000039160	Town of Warsaw	64311	536997	CS370474-05	10/21/2020	6185	(35,670.00)
2000039161	Yadkin Valley Sewer	64311	536704	CS370541-05	11/4/2020	6185	(84,854.00)
2000039017	Town of Tabor City	64311	536704	CS370609-01	11/4/2020	6185	(155,459.00)
2000039161	Yadkin Valley Sewer	64311	536997	CS370541-05	11/4/2020	6185	(84,854.00)
2000039017	Town of Tabor City	64311	536997	CS370609-01	11/4/2020	6185	(51,820.00)
2000038890	Town of Mocksville	64311	536704	CS370606-02	11/12/2020	6185	(126,502.00)
2000038834	Johnston County	64311	536704	CS370560-17	11/24/2020	6185	(368,295.00)
2000038901	City of Charlotte	64311	536704	CS370377-15	11/24/2020	6185	(8,471,895.00)

Disbursements for FY 2020-2021

Agreement Number (Internal)	Long Project and Recipient Desc	Project Account Budget Code Desc	Project Account GL Account	Long Project Account Desc	Transaction Time	Project Account GL Center	Transaction Amount
2000038959	Town of Ayden	64311	536704	CS370902-02	11/24/2020	6185	(49,083.00)
2000038959	Town of Ayden	64311	536997	CS370902-02	11/24/2020	6185	(49,082.00)
2000039161	Yadkin Valley Sewer	64311	536704	CS370541-05	12/2/2020	6185	(114,996.00)
2000039160	Town of Warsaw	64311	536704	CS370474-05	12/2/2020	6185	(232,025.00)
2000038900	Davie County	64311	536704	CS370795-01	12/2/2020	6185	(2,441,640.00)
2000039161	Yadkin Valley Sewer	64311	536997	CS370541-05	12/2/2020	6185	(114,995.00)
2000039160	Town of Warsaw	64311	536997	CS370474-05	12/2/2020	6185	(77,341.00)
2000038890	Town of Mocksville	64311	536704	CS370606-02	12/9/2020	6185	(115,675.00)
2000039160	Town of Warsaw	64311	536997	CS370474-05	12/16/2020	6185	(61,888.00)
2000039160	Town of Warsaw	64311	536704	CS370474-05	12/16/2020	6185	(185,664.00)
2000038534	City of Raleigh	64311	536704	CS370419-19	12/16/2020	6185	(1,229,807.00)
2000038835	Junaluska Sanitary	64311	536704	CS370920-01	12/16/2020	6185	(153,324.00)
2000039017	Town of Tabor City	64311	536704	CS370609-01	12/16/2020	6185	(6,339.00)
2000039017	Town of Tabor City	64311	536997	CS370609-01	12/16/2020	6185	(19,016.00)
2000038838	City of Greenville	64311	536704	CS370487-10	12/22/2020	6185	(974,872.00)
2000038704	City of Kinston	64311	536704	CS370527-10	12/22/2020	6185	(710,453.00)
2000038598	Town of Boonville	64311	536704	CS370539-02	1/13/2021	6185	(89,082.00)
2000039161	Yadkin Valley Sewer	64311	536704	CS370541-05	1/13/2021	6185	(33,307.00)
2000038890	Town of Mocksville	64311	536704	CS370606-02	1/13/2021	6185	(47,578.00)
2000038959	Town of Ayden	64311	536704	CS370902-02	1/13/2021	6185	(162,114.00)
2000039020	Johnston County	64311	536704	CS370560-16	1/21/2021	6185	(182,676.00)
2000039161	Yadkin Valley Sewer	64311	536997	CS370541-05	1/13/2021	6185	(33,308.00)
2000038959	Town of Ayden	64311	536997	CS370902-02	1/13/2021	6185	(108,076.00)
2000039017	Town of Tabor City	64311	536997	CS370609-01	1/27/2021	6185	(156,994.00)
2000038960	Burke County Finance	64311	536997	CS370400-01	1/27/2021	6185	(27,564.00)
2000039157	City of Raleigh	64311	536704	CS370419-20	1/21/2021	6185	(9,597,784.00)
2000038843	City of Winston Salem	64311	536704	CS370399-12	1/21/2021	6185	(64,578.00)
2000038843	City of Winston Salem	64311	536704	CS370399-12	1/27/2021	6185	(20,399.00)
2000039017	Town of Tabor City	64311	536704	CS370609-01	1/27/2021	6185	(52,331.00)
2000038960	Burke County Finance	64311	536704	CS370400-01	1/27/2021	6185	(64,317.00)
2000038959	Town of Ayden	64311	536997	CS370902-02	2/3/2021	6185	(68,694.00)
2000038943	City of Hendersonville	64311	536704	CS370444-10	2/3/2021	6185	(510,623.00)
2000038959	Town of Ayden	64311	536704	CS370902-02	2/3/2021	6185	(103,041.00)
2000038490	City of Winston Salem	64311	536704	CS370399-08	2/3/2021	6185	(996,931.00)
2000039160	Town of Warsaw	64311	536704	CS370474-05	2/10/2021	6185	(168,624.00)

Disbursements for FY 2020-2021

Agreement Number (Internal)	Long Project and Recipient Desc	Project Account Budget Code Desc	Project Account GL Account	Long Project Account Desc	Transaction Time	Project Account GL Center	Transaction Amount
2000038890	Town of Mocksville	64311	536704	CS370606-02	2/10/2021	6185	(66,994.00)
2000039160	Town of Warsaw	64311	536997	CS370474-05	2/10/2021	6185	(56,208.00)
2000038902	City of Shelby	64311	536704	CS370502-07	2/10/2021	6185	(1,745,217.00)
2000038977	Town of Mount Gilead	64311	536704	CS370754-01	2/17/2021	6185	(185,973.00)
2000038975	Town of Plymouth	64311	536704	CS370500-05	2/17/2021	6185	(130,321.00)
2000038581	Town of Spindale	64311	536704	CS370621-04	2/24/2021	6185	(1,138,926.00)
2000039154	City of Albemarle	64311	536704	CS370522-06	2/17/2021	6185	(384,625.00)
2000038975	Town of Plymouth	64311	536997	CS370500-05	2/17/2021	6185	(43,440.00)
2000038975	Town of Plymouth	64311	536704	CS370500-05	2/24/2021	6185	(371,757.00)
2000038987	City of Jacksonville	64311	536704	CS370386-08	2/24/2021	6185	(480,200.00)
2000038975	Town of Plymouth	64311	536997	CS370500-05	2/24/2021	6185	(123,919.00)
2000039017	Town of Tabor City	64311	536704	CS370609-01	3/3/2021	6185	(21,855.00)
2000039161	Yadkin Valley Sewer	64311	536704	CS370541-05	3/3/2021	6185	(117,942.00)
2000039261	City of Lumberton	64311	536704	CS370455-05	3/3/2021	6185	(44,722.00)
2000038534	City of Raleigh	64311	536704	CS370419-19	3/3/2021	6185	(636,862.00)
2000039161	Yadkin Valley Sewer	64311	536997	CS370541-05	3/3/2021	6185	(117,941.00)
2000039157	City of Raleigh	64311	536704	CS370419-20	3/10/2021	6185	(14,956,801.00)
2000038615	City of Winston Salem	64311	536704	CS370399-11	3/10/2021	6185	(564,733.00)
2000039020	Johnston County	64311	536704	CS370560-16	3/10/2021	6185	(1,466,566.00)
2000038880	Yadkin Valley Sewer	64311	536704	CS370541-03	3/10/2021	6185	(6,326.00)
2000039017	Town of Tabor City	64311	536997	CS370609-01	3/18/2021	6185	(65,566.00)
2000039261	City of Lumberton	64311	536997	CS370455-05	3/18/2021	6185	(44,723.00)
2000039160	Town of Warsaw	64311	536704	CS370474-05	3/18/2021	6185	(435,663.00)
2000038890	Town of Mocksville	64311	536704	CS370606-02	3/18/2021	6185	(88,425.00)
2000038959	Town of Ayden	64311	536704	CS370902-02	3/18/2021	6185	(98,965.00)
2000039160	Town of Warsaw	64311	536997	CS370474-05	3/18/2021	6185	(145,221.00)
2000038959	Town of Ayden	64311	536997	CS370902-02	3/18/2021	6185	(65,976.00)
2000038902	City of Shelby	64311	536704	CS370502-07	3/24/2021	6185	(446,405.00)
2000039161	Yadkin Valley Sewer	64311	536704	CS370541-05	3/24/2021	6185	(40,796.00)
2000039017	Town of Tabor City	64311	536704	CS370609-01	3/24/2021	6185	(14,951.00)
2000039017	Town of Tabor City	64311	536997	CS370609-01	3/24/2021	6185	(44,854.00)
2000039016	Stanly County	64311	536704	CS370834-04	3/24/2021	6185	(658,056.00)
2000039161	Yadkin Valley Sewer	64311	536997	CS370541-05	3/24/2021	6185	(40,795.00)
2000038975	Town of Plymouth	64311	536704	CS370500-05	3/30/2021	6185	(221,896.00)
2000038975	Town of Plymouth	64311	536997	CS370500-05	3/30/2021	6185	(73,965.00)

Disbursements for FY 2020-2021

Agreement Number (Internal)	Long Project and Recipient Desc	Project Account Budget Code Desc	Project Account GL Account	Long Project Account Desc	Transaction Time	Project Account GL Center	Transaction Amount
2000039020	Johnston County	64311	536704	CS370560-16	3/30/2021	6185	(1,556,169.00)
2000039289	Town of Winterville	64311	536704	CS370879-02	3/30/2021	6185	(169,242.00)
2000039289	Town of Winterville	64311	536997	CS370879-02	3/30/2021	6185	(169,242.00)
2000038975	Town of Plymouth	64311	536704	CS370500-05	4/7/2021	6185	(171,403.00)
2000038975	Town of Plymouth	64311	536997	CS370500-05	4/7/2021	6185	(7,444.00)
2000038901	City of Charlotte	64311	536704	CS370377-15	4/7/2021	6185	(8,965,916.00)
2000038967	City of Thomasville	64311	536704	CS370619-06	4/7/2021	6185	(41,882.00)
2000039160	Town of Warsaw	64311	536704	CS370474-05	4/21/2021	6185	(339,908.00)
2000039160	Town of Warsaw	64311	536997	CS370474-05	4/21/2021	6185	(1,921.00)
2000039017	Town of Tabor City	64311	536704	CS370609-01	4/21/2021	6185	(14,738.00)
2000039017	Town of Tabor City	64311	536997	CS370609-01	4/21/2021	6185	(44,213.00)
2000038855	City of Charlotte	64311	536704	CS370377-14	4/29/2021	6185	(85,001.00)
2000038838	City of Greenville	64311	536704	CS370487-10	5/5/2021	6185	(210,318.00)
2000038991	Public Works Commission	64311	536704	CS370434-14	5/5/2021	6185	(1,706,150.00)
2000039161	Yadkin Valley Sewer	64311	536997	CS370541-05	5/12/2021	6185	(38,012.00)
2000039161	Yadkin Valley Sewer	64311	536704	CS370541-05	5/12/2021	6185	(50,586.00)
2000039020	Johnston County	64311	536704	CS370560-16	5/12/2021	6185	(598,478.00)
2000039016	Stanly County	64311	536704	CS370834-04	5/12/2021	6185	(554,535.00)
2000038959	Town of Ayden	64311	536704	CS370902-02	5/5/2021	6185	(311,230.00)
2000038890	Town of Mocksville	64311	536704	CS370606-02	5/19/2021	6185	(16,442.00)
2000039160	Town of Warsaw	64311	536704	CS370474-05	5/19/2021	6185	(55,931.00)
2000039157	City of Raleigh	64311	536704	CS370419-03	5/19/2021	6185	(9,653,619.00)
2000038959	Town of Ayden	64311	536997	CS370902-02	5/19/2021	6185	(103,744.00)
2000039161	Yadkin Valley Sewer	64311	536704	CS370541-05	5/26/2021	6185	(18,326.00)
2000039017	Town of Tabor City	64311	536704	CS370609-01	6/3/2021	6185	(53,534.00)
2000039017	Town of Tabor City	64311	536997	CS370609-01	6/3/2021	6185	(160,604.00)
2000038943	City of Hendersonville	64311	536704	CS370444-10	6/9/2021	6185	(66,561.00)
2000038902	City of Shelby	64311	536704	CS370502-07	6/9/2021	6185	(285,380.00)
2000038890	City of Mocksville	64311	536704	CS370608-02	6/16/2021	6185	(35,882.00)
2000038490	City of Winston Salem	64311	536704	CS370399-08	6/16/2021	6185	(1,182,965.00)
2000039020	Johnston County	64311	536704	CS370560-16	6/16/2021	6185	(836,264.00)
2000039160	Town of Warsaw	64311	536704	CS370474-05	6/16/2021	6185	(362,229.00)
2000038883	City of Goldsboro	64311	536704	CS370428-07	6/15/2021	6185	(38,488.00)
2000039261	City of Lumberton	64311	536997	CS370455-05	6/22/2021	6185	(10,899.00)
2000039261	City of Lumberton	64311	536704	CS370455-05	6/23/2021	6185	(10,898.00)

Disbursements for FY 2020-2021

Agreement Number (Internal)	Long Project and Recipient Desc	Project Account Budget Code Desc	Project Account GL Account	Long Project Account Desc	Transaction Time	Project Account GL Center	Transaction Amount
2000038534	City of Raleigh	64311	536704	CS370419-19	6/23/2021	6185	(356,170.00)
Total							(110,004,165.00)

Agreement Number (Internal)	Long Project and Recipient Desc	Project Account Budget Code Desc	Project Account GL Account	Long Project Account Desc	Transaction Time	Project Account GL Center	Transaction Amount
2000038727	City of Gastonia	64304	536704	E-SRL-T-13-0090	7/8/2020	6210	(429,064.00)
Total							6210 (429,064.00)

Agreement Number (Internal)	Long Project and Recipient Desc	Project Account Budget Code Desc	Project Account GL Account	Long Project Account Desc	Transaction Time	Project Account GL Center	Transaction Amount
2000038865	Cleveland County	64320	536704	1929	7/8/2020	6900	(187,300.00)
2000038897	Town of Marshville	64320	536704	1915	7/8/2020	6900	(130,429.00)
2000039149	Town of Valdese	64320	536704	1933	7/8/2020	6900	(95,069.00)
2000038879	City of Shelby	64320	536704	1925	7/8/2020	6900	(287,855.00)
2000039101	Junaluska Sanitary	64320	536704	1918	7/22/2020	6900	(379,846.00)
2000038601	Eastern Wayne Sanitary	64320	536704	1817	7/22/2020	6900	(347,406.00)
2000038709	Fork Township Sanitary	64320	536704	1900	7/29/2020	6900	(250,824.00)
2000038533	Southeastern Wayne Sanitary	64320	536704	1815	7/29/2020	6900	(31,558.00)
2000039149	Town of Valdese	64320	536704	1933	7/29/2020	6900	(87,993.00)
2000038938	Town of Saratoga	64320	536704	1922	8/5/2020	6900	(83,818.00)
2000038879	City of Shelby	64320	536704	1925	8/19/2020	6900	(495,188.00)
2000038897	Town of Marshville	64320	536704	1915	8/26/2020	6900	(46,888.00)
2000039101	Junaluska Sanitary	64320	536704	1918	8/26/2020	6900	(464,798.00)
2000039149	Town of Valdese	64320	536704	1933	9/10/2020	6900	(60,073.00)
2000038879	City of Shelby	64320	536704	1925	9/23/2020	6900	(62,511.00)
2000039101	Junaluska Sanitary	64320	536704	1918	10/14/2020	6900	(80,729.00)
2000039216	Town of Valdese	64320	536704	1955	10/14/2020	6900	(111,588.00)
2000039216	Town of Valdese	64320	536704	1955	10/28/2020	6900	(178,995.00)
2000038879	City of Shelby	64320	536704	1925	10/28/2020	6900	(294,749.00)
2000039149	Town of Valdese	64320	536704	1933	10/28/2020	6900	(50,597.00)
2000038938	Town of Saratoga	64320	536704	1922	11/4/2020	6900	(11,441.00)
2000039149	Town of Valdese	64320	536997	1933	7/8/2020	6900	(95,069.00)
2000038738	Town of Canton	64320	536997	1898	7/8/2020	6900	(263,507.00)
2000038709	Fork Township Sanitary	64320	536997	1900	7/29/2020	6900	(59,117.00)

Disbursements for FY 2020-2021

Agreement Number (Internal)	Long Project and Recipient Desc	Project Account Budget Code Desc	Project Account GL Account	Long Project Account Desc	Transaction Time	Project Account GL Center	Transaction Amount
2000039149	Town of Valdese	64320	536997	1933	7/29/2020	6900	(87,992.00)
2000038938	Town of Saratoga	64320	536997	1922	8/5/2020	6900	(45,133.00)
2000040514	Tuckaseegee Water	64320	536997	1931	8/26/2020	6900	(356,426.00)
2000039149	Town of Valdese	64320	536997	1933	9/10/2020	6900	(60,229.00)
2000039216	Town of Valdese	64320	536997	1955	10/14/2020	6900	(111,589.00)
2000039216	Town of Valdese	64320	536997	1955	10/28/2020	6900	(178,994.00)
2000039149	Town of Valdese	64320	536997	1933	10/28/2020	6900	(50,441.00)
2000040514	Tuckaseegee Water	64320	536997	1931	10/28/2020	6900	(34,488.00)
2000038938	Town of Saratoga	64320	536997	1922	11/4/2020	6900	(6,161.00)
2000038865	Cleveland County	64320	536704	1929	12/2/2020	6900	(122,307.00)
2000039101	Junaluska Sanitary	64320	536704	1918	12/9/2020	6900	(231,912.00)
2000038599	Town of Woodland	64320	536704	1899	12/16/2020	6900	(200,536.00)
2000038599	Town of Woodland	64320	536997	1899	12/16/2020	6900	(79,161.00)
2000039101	Junaluska Sanitary	64320	536704	1918	12/22/2020	6900	(59,795.00)
2000038938	Town of Saratoga	64320	536704	1922	1/6/2021	6900	(19,356.00)
2000039212	Montgomery County	64320	536704	1951	1/13/2021	6900	(73,517.00)
2000038830	City of Oxford	64320	536704	1872	1/21/2021	6900	(94,669.00)
2000038938	Town of Saratoga	64320	536997	1922	1/6/2021	6900	(13,945.00)
2000039212	Montgomery County	64320	536997	1951	1/13/2021	6900	(73,517.00)
2000039149	Town of Valdese	64320	536704	1933	2/3/2021	6900	(190,048.00)
2000039208	Town of Hookerton	64320	536704	1946	2/3/2021	6900	(33,152.00)
2000039149	Town of Valdese	64320	536704	1933	2/3/2021	6900	(17,145.00)
2000039169	Greenville Utilities	64320	536704	1984	2/10/2021	6900	(7,671,602.00)
2000039101	Junaluska Sanitary	64320	536704	1918	2/10/2021	6900	(76,607.00)
2000039101	Junaluska Sanitary	64320	536704	1918	2/17/2021	6900	(41,805.00)
2000039149	Town of Valdese	64320	536997	1933	2/3/2021	6900	(190,047.00)
2000039208	Town of Hookerton	64320	536997	1946	2/3/2021	6900	(33,153.00)
2000039149	Town of Valdese	64320	536997	1933	2/3/2021	6900	(17,145.00)
2000039221	Sampson County	64320	536704	1967	3/3/2021	6900	(113,177.00)
2000039212	Montgomery County	64320	536704	1951	3/3/2021	6900	(97,713.00)
2000039221	Sampson County	64320	536997	1967	3/3/2021	6900	(113,176.00)
2000039212	Montgomery County	64320	536997	1951	3/3/2021	6900	(97,712.00)
2000039169	Greenville Utilities	64320	536704	1984	3/10/2021	6900	(1,352,741.00)
2000039101	Junaluska Sanitary	64320	536704	1918	3/18/2021	6900	(105,225.00)
2000039208	Town of Hookerton	64320	536704	1946	3/30/2021	6900	(8,082.00)

Disbursements for FY 2020-2021

Agreement Number (Internal)	Long Project and Recipient Desc	Project Account Budget Code Desc	Project Account GL Account	Long Project Account Desc	Transaction Time	Project Account GL Center	Transaction Amount
2000039208	Town of Hookerton	64320	536997	1946	3/30/2021	6900	(8,083.00)
2000039216	Town of Valdese	64320	536704	1955	4/7/2021	6900	(212,815.00)
2000039216	Town of Valdese	64320	536997	1955	4/7/2021	6900	(212,815.00)
2000039212	Montgomery County	64320	536704	1951	4/7/2021	6900	(69,692.00)
2000039212	Montgomery County	64320	536997	1951	4/7/2021	6900	(69,692.00)
2000039215	Town of Snow Hill	64320	536997	1954	4/7/2021	6900	(26,983.00)
2000039215	Town of Snow Hill	64320	536704	1954	4/7/2021	6900	(80,949.00)
2000039169	Greenville Utilities	64320	536704	1984	4/7/2021	6900	(2,254,891.00)
2000039221	Sampson County	64320	536997	1967	4/21/2021	6900	(34,948.00)
2000039221	Sampson County	64320	536704	1967	4/21/2021	6900	(34,947.00)
2000039215	Town of Snow Hill	64320	536704	1954	4/21/2021	6900	(37,027.00)
2000039215	Town of Snow Hill	64320	536997	1954	4/21/2021	6900	(12,342.00)
2000039101	Junaluska Sanitary	64320	536704	1918	4/21/2021	6900	(125,670.00)
2000039216	Town of Valdese	64320	536704	1955	5/5/2021	6900	(279,134.00)
2000039216	Town of Valdese	64320	536997	1955	5/5/2021	6900	(279,134.00)
2000039232	Orange Water and Sewer	64320	536704	1981	5/5/2021	6900	(290,428.00)
2000039169	Greenville Utilities	64320	536704	1984	5/12/2021	6900	(1,924,666.00)
2000039166	City of Goldsboro	64320	536704	1942	5/12/2021	6900	(1,245,273.00)
2000039220	Town of Roper	64320	536997	1966	5/19/2021	6900	(309,151.00)
2000039101	Junaluska Sanitary	64320	536704	1918	5/19/2021	6900	(93,125.00)
2000039215	Town of Snow Hill	64320	536704	1954	6/3/2021	6900	(82,807.00)
2000039215	Town of Snow Hill	64320	536997	1954	6/3/2021	6900	(27,602.00)
2000039220	Town of Roper	64320	536997	1966	6/3/2021	6900	(100,695.00)
2000039212	Montgomery County	64320	536704	1951	6/9/2021	6900	(56,332.00)
2000039212	Montgomery County	64320	536997	1951	6/9/2021	6900	(56,332.00)
2000039169	Greenville Utilities	64320	536704	1984	6/9/2021	6900	(2,356,303.00)
2000039215	Town of Snow Hill	64320	536704	1954	6/16/2021	6900	(64,282.00)
2000039215	Town of Snow Hill	64320	536997	1954	6/16/2021	6900	(21,428.00)
2000039101	Junaluska Sanitary	64320	536704	1918	6/15/2021	6900	(342,887.00)
2000038558	City of Gastonia	64320	536704	1879	6/9/2021	6900	(1,012,466.00)
2000039232	Orange Water and Sewer	64320	536704	1981	6/22/2021	6900	(379,728.00)
Total						6900	(28,318,673.00)

Disbursements for FY 2020-2021

Agreement Number (Internal)	Long Project and Recipient Desc	Project Account Budget Code Desc	Project Account GL Account	Long Project Account Desc	Transaction Time	Project Account GL Center	Transaction Amount
2000038981	Orange Water and Sewer	46616	536704	E-SRP-W-17-0047	7/8/2020	4W02	(357,458.00)
2000038970	City of Thomasville		536704	E-SRP-W-17-0051	7/8/2020	4W02	(157,924.00)
2000038971	Town of Taylorsville		536704	E-SRP-W-17-0060	7/8/2020	4W02	(43,317.00)
2000039045	Town of Enfield		536704	E-SRP-W-17-0107	7/8/2020	4W02	(28,548.00)
2000038916	Yadkin Valley Sewer Authority		536704	E-SRP-W-17-0034	7/8/2020	4W02	(32,300.00)
2000039057	Town of White Lake		536704	E-SRP-W-17-0122	7/8/2020	4W02	(338,680.00)
2000039111	Town of Murphy		536704	E-SRP-W-19-0175	7/8/2020	4W02	(211,422.00)
2000038942	City of Lenoir		536704	E-SRP-W-17-0044	7/8/2020	4W02	(2,101,506.00)
2000039042	Town of Beech Mountain		536704	E-SRP-W-17-0104	7/8/2020	4W02	(142,716.00)
2000039044	Ctiy of Dunn		536704	E-SRP-W-17-0106	7/8/2020	4W02	(1,063,972.00)
2000038970	City of Thomasville		536704	E-SRP-W-17-0051	7/22/2020	4W02	(91,890.00)
2000038985	Town of Edenton		536704	E-SRP-W-17-0059	7/22/2020	4W02	(43,143.00)
2000038851	Town of Roper		536704	E-SRP-W-17-0061	7/22/2020	4W02	(10,850.00)
2000038921	City of Eden		536704	E-SRP-W-17-0026	7/22/2020	4W02	(526,866.00)
2000038851	Town of Roper		536704	E-SRP-W-17-0061	7/27/2020	4W02	10,850.00
2000038851	Town of Roper		536704	E-SRP-W-17-0061	8/5/2020	4W02	(10,850.00)
2000039151	Town Mcadenville		536704	E-SRP-W-17-0048	8/5/2020	4W02	(320,494.00)
2000038916	Yadkin Valley Sewer Authority		536704	E-SRP-W-17-0034	8/5/2020	4W02	(15,108.00)
2000038971	Town of Taylorsville		536704	E-SRP-W-17-0060	8/19/2020	4W02	(49,505.00)
2000038990	Town of Warrenton		536704	E-SRP-W-17-0052	8/19/2020	4W02	(10,756.00)
2000039057	Town of White Lake		536704	E-SRP-W-17-0122	8/19/2020	4W02	(14,911.00)
2000038974	Town of Warrenton		536704	E-SRP-W-17-0102	8/19/2020	4W02	(12,871.00)
2000039052	City of Raeford		536704	E-SRP-W-17-0116	8/19/2020	4W02	(252,392.00)
2000039111	Town of Murphy		536704	E-SRP-W-19-0175	8/19/2020	4W02	(82,393.00)
2000039052	City of Raeford		536704	E-SRP-W-17-0116	8/19/2020	4W02	(104,565.00)
2000038970	City of Thomasville		536704	E-SRP-W-17-0051	9/10/2020	4W02	(44,800.00)
2000039042	Town of Beech Mountain		536704	E-SRP-W-17-0104	9/10/2020	4W02	(63,263.00)
2000039057	Town of White Lake		536704	E-SRP-W-17-0122	9/10/2020	4W02	(126,817.00)
2000039044	City of Dunn		536704	E-SRP-W-17-0106	9/10/2020	4W02	(242,443.00)
2000038916	Yadkin Valley Sewer Authority		536704	E-SRP-W-17-0034	9/10/2020	4W02	(35,741.00)
2000038958	Alexander County Finance Dept		536704	E-SRP-W-17-0067	9/10/2020	4W02	(910,609.00)
2000038980	Town of Warrenton		536704	E-SRP-W-17-0038	9/23/2020	4W02	(44,023.00)

Disbursements for FY 2020-2021

Agreement Number (Internal)	Long Project and Recipient Desc	Project Account Budget Code Desc	Project Account GL Account	Long Project Account Desc	Transaction Time	Project Account GL Center	Transaction Amount
2000038985	Town of Edenton		536704	E-SRP-W-17-0059	9/23/2020	4W02	(127,975.00)
2000038957	Oxford Water Works		536704	E-SRP-W-17-0035	9/23/2020	4W02	(47,544.00)
2000039042	Town of Beech Mountain		536704	E-SRP-W-17-0104	9/23/2020	4W02	(80,854.00)
2000039045	Town of Enfield		536704	E-SRP-W-17-0107	10/7/2020	4W02	(3,700.00)
2000039057	Town of White Lake		536704	E-SRP-W-17-0122	10/7/2020	4W02	(142,235.00)
2000039058	City of Whiteville		536704	E-SRP-W-17-0123	10/7/2020	4W02	(347,671.00)
2000038970	City of Thomasville		536704	E-SRP-W-17-0051	10/7/2020	4W02	(243,925.00)
2000039044	City of Dunn		536704	E-SRP-W-17-0106	10/7/2020	4W02	(640,752.00)
2000039052	City of Raeford		536704	E-SRP-W-17-0116	10/7/2020	4W02	(76,023.00)
2000039051	Town of Pilot Mountain		536704	E-SRP-W-17-0115	10/7/2020	4W02	(36,129.00)
2000038985	Town of Edenton		536704	E-SRP-W-17-0059	10/21/2020	4W02	(20,329.00)
2000038971	Town of Taylorsville		536704	E-SRP-W-17-0060	10/21/2020	4W02	(87,925.00)
2000038916	Yadkinville Valley Sewer Authority		536704	E-SRP-W-17-0034	10/21/2020	4W02	(14,826.00)
2000039042	Town of Beech Mountain		536704	E-SRP-W-17-0104	10/21/2020	4W02	(174,868.00)
2000038957	Oxford Water Works		536704	E-SRP-W-17-0035	10/21/2020	4W02	(144,104.00)
2000038983	City of Graham		536704	E-SRP-W-17-0054	11/4/2020	4W02	(164,797.00)
2000038983	City of Graham		536704	E-SRP-W-17-0054	11/4/2020	4W02	(252,814.00)
2000039044	City of Dunn		536704	E-SRP-W-17-0106	11/4/2020	4W02	(205,767.00)
2000039058	City of Whiteville		536704	E-SRP-W-17-0123	11/5/2020	4W02	(172,346.00)
2000039057	Town of White Lake		536704	E-SRP-W-17-0122	11/18/2020	4W02	(314,178.00)
2000038980	Town of Warrenton		536704	E-SRP-W-17-0038	11/18/2020	4W02	(21,225.00)
2000038957	Oxford Water Works		536704	E-SRP-W-17-0035	11/18/2020	4W02	(122,774.00)
2000038985	Town of Edenton		536704	E-SRP-W-17-0059	11/18/2020	4W02	(154,744.00)
2000038958	Alexander County Finance Dept		536704	E-SRP-W-17-0067	11/18/2020	4W02	(1,359,240.00)
2000039051	Town of Pilot Mountain		536704	E-SRP-W-17-0115	11/18/2020	4W02	(106,642.00)
2000038970	City of Thomasville		536704	E-SRP-W-17-0051	12/2/2020	4W02	(142,916.00)
2000039058	City of Whiteville		536704	E-SRP-W-17-0123	12/2/2020	4W02	(133,035.00)
2000039053	Town of Rhodhiss		536704	E-SRP-W-17-0117	12/2/2020	4W02	(41,005.00)
2000038971	Town of Taylorsville		536704	E-SRP-W-17-0060	12/2/2020	4W02	(77,881.00)
2000039057	Town of White Lake		536704	E-SRP-W-17-0122	12/16/2020	4W02	(50,275.00)
2000039054	Town of Saratoga		536704	E-SRP-W-17-0118	12/16/2020	4W02	(321,796.00)
2000039034	Town of Walstonburg		536704	E-SRP-W-18-0158	12/16/2020	4W02	(29,647.00)
2000039051	Town of Pilot Mountain		536704	E-SRP-W-17-0115	12/16/2020	4W02	(108,055.00)
2000038957	Oxford Water Works		536704	E-SRP-W-17-0035	12/16/2020	4W02	(114,877.00)
2000038921	City of Eden		536704	E-SRP-W-17-0026	12/16/2020	4W02	(1,042,550.00)

Disbursements for FY 2020-2021

Agreement Number (Internal)	Long Project and Recipient Desc	Project Account Budget Code Desc	Project Account GL Account	Long Project Account Desc	Transaction Time	Project Account GL Center	Transaction Amount
2000039042	Town of Beech Mountain		536704	E-SRP-W-17-0104	1/6/2021	4W02	(284,624.00)
2000038974	Town of Warrenton		536704	E-SRP-W-17-0102	1/6/2021	4W02	(10,924.00)
2000038980	Town of Warrenton		536704	E-SRP-W-17-0038	1/6/2021	4W02	(37,747.00)
2000039058	Town of Whiteville		536704	E-SRP-W-17-0123	1/6/2021	4W02	(129,814.00)
2000039054	Town of Saratoga		536704	E-SRP-W-17-0118	1/6/2021	4W02	(173,657.00)
2000038990	Town of Warrenton		536704	E-SRP-W-17-0052	1/6/2021	4W02	(11,535.00)
2000038969	Town of Troutman		536704	E-SRP-W-17-0120	1/6/2021	4W02	(251,346.00)
2000039053	Town of Rhodhiss		536704	E-SRP-W-17-0117	1/6/2021	4W02	(6,352.00)
2000038969	Town of Troutman		536704	E-SRP-W-17-0120	1/21/2021	4W02	(77,648.00)
2000039051	Town of Pilot Mountain		536704	E-SRP-W-17-0115	1/21/2021	4W02	(85,122.00)
2000039034	Town of Walstonburg		536704	E-SRP-W-18-0158	1/21/2021	4W02	(16,612.00)
2000038985	Town of Edenton		536704	E-SRP-W-17-0059	1/21/2021	4W02	(268,400.00)
2000039059	Yadkin Valley Sewer Authority		536704	E-SRP-W-17-0124	1/21/2021	4W02	(43,112.00)
2000039054	Town of Saratoga		536704	E-SRG-W-17-0118	2/3/2021	4W02	(199,921.00)
2000038655	Town of Fair Bluff		536704	E-SRP-W-17-0037	2/3/2021	4W02	(23,320.00)
2000038980	Town of Warrenton		536704	E-SRP-W-17-0038	2/3/2021	4W02	(44,814.00)
2000038970	City of Thomasville		536704	E-SRP-W-17-0051	2/3/2021	4W02	(536,847.00)
2000038983	City of Graham		536704	E-SRP-W-17-0054	2/3/2021	4W02	(388,846.00)
2000038921	City of Eden		536704	E-SRP-W-17-0026	2/3/2021	4W02	(523,134.00)
2000039051	Town of Pilot Mountain		536704	E-SRP-W-17-0115	2/17/2021	4W02	(15,117.00)
2000039044	City of Dunn		536704	E-SRP-W-17-0106	2/17/2021	4W02	(499,987.00)
2000039053	Town of Rhodhiss		536704	E-SRP-W-17-0117	2/17/2021	4W02	(14,453.00)
2000038958	Alexander County Finance Dept		536704	E-SRP-W-17-0067	2/17/2021	4W02	(897,927.00)
2000039111	Town of Murphy		536704	E-SRP-W-19-0175	2/17/2021	4W02	(39,712.00)
2000039054	Town of Saratoga		536704	E-SRG-W-17-0118	3/3/2021	4W02	(194,929.00)
2000038969	Town of Troutman		536704	E-SRP-W-17-0120	3/3/2021	4W02	(71,578.00)
2000039057	Town of White Lake		536704	E-SRP-W-17-0122	3/3/2021	4W02	(304,548.00)
2000039034	Town of Walstonburg		536704	E-SRP-W-17-0158	3/3/2021	4W02	(5,981.00)
2000039042	Town of Beech Mountain		536704	E-SRP-W-17-0104	3/3/2021	4W02	(46,997.00)
2000010770	City of Whiteville		536704	E-SRP-W-17-0123	3/24/2021	4W02	(51,111.00)
2000010770	City of Whiteville		536704	E-SRP-W-17-0123	3/24/2021	4W02	(55,277.00)
2000038980	Town of Warrenton		536704	E-SRP-W-17-0038	3/24/2021	4W02	(37,273.00)
2000038961	Town of Burnsville		536704	E-SRP-W-17-0063	3/24/2021	4W02	(437,632.00)
2000039051	Town of Pilot Mountain		536704	E-SRP-W-17-0115	3/24/2021	4W02	(84,075.00)
2000039057	Town of White Lake		536704	E-SRP-W-17-0122	3/24/2021	4W02	(73,995.00)

Disbursements for FY 2020-2021

Agreement Number (Internal)	Long Project and Recipient Desc	Project Account Budget Code Desc	Project Account GL Account	Long Project Account Desc	Transaction Time	Project Account GL Center	Transaction Amount
2000039033	Town of Spruce Pine		536704	E-SRP-W-18-0157	4/7/2021	4W02	(94,750.00)
2000038976	Orange Water and Sewer		536704	E-SRP-W-17-0049	4/7/2021	4W02	(23,423.00)
2000039053	Town of Rhodhiss		536704	E-SRP-W-17-0117	4/7/2021	4W02	(14,808.00)
2000039058	City of Whiteville		536704	E-SRP-W-17-0123	4/7/2021	4W02	(73,311.00)
2000038980	Town of Warrenton		536704	E-SRP-W-17-0038	4/7/2021	4W02	(26,909.00)
2000039054	Town of Saratoga		536704	E-SRP-W-17-0118	4/7/2021	4W02	(31,323.00)
2000045980	Yadkin Valley Sewer Authority		536704	E-SRP-W-17-0124	4/7/2021	4W02	(28,872.00)
2000039051	Town of Pilot Mountain		536704	E-SRP-W-17-0115	4/21/2021	4W02	(78,793.00)
2000039034	Town of Walstonburg		536704	E-SRP-W-18-0158	5/5/2021	4W02	(7,410.00)
2000039057	Town of White Lake		536704	E-SRP-W-17-0122	5/5/2021	4W02	(49,788.00)
2000038942	City of Lenoir		536704	E-SRP-W-17-0044	5/5/2021	4W02	(3,220,203.00)
2000039052	City of Raeford		536704	E-SRP-W-17-0116	5/5/2021	4W02	(732,659.00)
2000039042	Town of Beech Mountain		536704	E-SRP-W-17-0104	5/5/2021	4W02	(11,554.00)
2000038980	Town of Warrenton		536704	E-SRP-W-17-0038	5/5/2021	4W02	(54,294.00)
2000038969	Town of Troutman		536704	E-SRP-W-17-0120	5/5/2021	4W02	(161,279.00)
2000039033	Town of Spruce Pine		536704	E-SRP-W-18-0157	5/5/2021	4W02	(40,654.00)
2000038970	City of Thomasville		536704	E-SRP-W-17-0051	5/5/2021	4W02	(269,047.00)
2000039058	City of Whiteville		536704	E-SRP-W-17-0123	5/5/2021	4W02	(52,525.00)
2000045980	Yadkin Valley Sewer Authority		536704	E-SRP-W-17-0124	5/19/2021	4W02	(10,939.00)
2000038983	City of Graham		536704	E-SRP-W-17-0054	5/19/2021	4W02	(594,599.00)
2000038958	Alexander County Finance Dept		536704	E-SRP-W-17-0067	5/19/2021	4W02	(334,561.00)
2000039053	Town of Rhodhiss		536704	E-SRP-W-17-0117	5/19/2021	4W02	(8,846.00)
2000039033	Town of Spruce Pine		536704	E-SRP-W-18-0157	5/19/2021	4W02	(72,907.00)
2000039057	Town of White Lake		536704	E-SRP-W-17-0122	5/19/2021	4W02	(97,400.00)
2000039059	Yadkin Valley Sewer Authority		536704	E-SRP-W-17-0124	6/9/2021	4W02	(10,811.00)
2000038970	City of Thomasville		536704	E-SRP-W-17-0051	6/9/2021	4W02	(246,943.00)
2000038970	City of Thomasville		536704	E-SRP-W-17-0051	6/9/2021	4W02	(442,406.00)
2000039052	City of Raeford		536704	E-SRP-W-17-0116	6/9/2021	4W02	(141,313.00)
2000038980	Town of Warrenton		536704	E-SRP-W-17-0038	6/9/2021	4W02	(75,171.00)
2000039051	Town of Pilot Mountain		536704	E-SRP-W-17-0115	6/9/2021	4W02	(135,980.00)
2000038990	Town of Warrenton		536704	E-SRP-W-17-0052	6/9/2021	4W02	(6,067.00)
2000045980	Yadkin Valley Sewer Authority		536704	E-SRP-W-17-0034	6/9/2021	4W02	(86,338.00)
2000038957	Oxford Water Works		536704	E-SRP-W-17-0035	6/9/2021	4W02	(423,425.00)
2000039053	Town of Rhodhiss		536704	E-SRP-W-17-0117	6/9/2021	4W02	(6,443.00)
Total						4W02	(28,216,825.00)

Disbursements for FY 2020-2021

Agreement Number (Internal)	Long Project and Recipient Desc	Project Account Budget Code Desc	Project Account GL Account	Long Project Account Desc	Transaction Time	Project Account GL Center	Transaction Amount
2000039050	Town of Parmele	46616	536919	E-SRP-W-17-0113	7/8/2020	4W02	(69,525.00)
2000038970	City of Thomasville		536919	E-SRP-W-17-0051	7/8/2020	4W02	(473,773.00)
2000039045	Town of Enfield		536919	E-SRP-W-17-0107	7/8/2020	4W02	(85,643.00)
2000038963	Cape Fear Public Utilities		536919	E-SRP-W-17-0027	7/8/2020	4W02	(296,605.00)
2000039050	Town of Parmele		536919	E-SRP-W-17-0113	7/9/2020	4W02	(26,940.00)
2000038970	City of Thomasville		536919	E-SRP-W-17-0051	7/22/2020	4W02	(275,671.00)
2000038921	City of Eden		536919	E-SRP-W-17-0026	7/22/2020	4W02	(526,866.00)
2000038990	Town of Warrenton		536919	E-SRP-W-17-0052	8/19/2020	4W02	(32,268.00)
2000038974	Town of Warrenton		536919	E-SRP-W-17-0102	8/19/2020	4W02	(38,613.00)
2000038875	Cape Fear Public Utilities		536919	E-SRP-W-17-0029	8/19/2020	4W02	(1,233,210.00)
2000038970	City of Thomasville		536919	E-SRP-W-17-0051	9/10/2020	4W02	(134,402.00)
2000039050	Town of Parmele		536919	E-SRP-W-17-0113	9/10/2020	4W02	(51,284.00)
2000038899	Cape Fear Public		536919	E-SRP-W-17-0028	9/10/2020	4W02	(801,732.00)
2000038980	Town of Warrenton		536919	E-SRP-W-17-0038	9/23/2020	4W02	(132,070.00)
2000038963	Cape Fear Public Utilities		536919	E-SRP-W-17-0027	9/23/2020	4W02	(291,831.00)
2000039045	Town of Enfield		536919	E-SRP-W-17-0107	10/7/2020	4W02	(11,103.00)
2000038970	City of Thomasville		536919	E-SRP-W-17-0051	10/7/2020	4W02	(731,776.00)
2000039051	Town of Pilot Mountain		536919	E-SRP-W-17-0115	10/7/2020	4W02	(36,130.00)
2000038983	City of Graham		536919	E-SRP-W-17-0054	11/4/2020	4W02	(64,088.00)
2000038983	City of Graham		536919	E-SRP-W-17-0054	11/4/2020	4W02	(98,316.00)
2000038980	Town of Warrenton		536919	E-SRP-W-17-0038	11/18/2020	4W02	(63,674.00)
2000039051	Town of Pilot Mountain		536919	E-SRP-W-17-0115	11/18/2020	4W02	(106,643.00)
2000038970	City of Thomasville		536919	E-SRP-W-17-0051	12/2/2020	4W02	(428,748.00)
2000039053	Town of Rhodhiss		536919	E-SRP-W-17-0117	12/2/2020	4W02	(41,005.00)
2000039050	Town of Parmele		536919	E-SRP-W-17-0113	12/2/2020	4W02	(215,979.00)
2000038899	Cape Fear Public Utilities		536919	E-SRP-W-17-0028	12/2/2020	4W02	(928,388.00)
2000039051	Town of Pilot Mountain		536919	E-SRP-W-17-0115	12/16/2020	4W02	(108,056.00)
2000038921	City of Eden		536919	E-SRP-W-17-0026	12/16/2020	4W02	(1,042,551.00)
2000039053	Town of Rhodhiss		536919	E-SRP-W-17-0117	1/6/2021	4W02	(60,941.00)
2000038974	Town of Warrenton		536919	E-SRP-W-17-0102	1/6/2021	4W02	(32,774.00)
2000038980	Town of Warrenton		536919	E-SRP-W-17-0038	1/6/2021	4W02	(113,241.00)

Disbursements for FY 2020-2021

Agreement Number (Internal)	Long Project and Recipient Desc	Project Account Budget Code Desc	Project Account GL Account	Long Project Account Desc	Transaction Time	Project Account GL Center	Transaction Amount
2000039046	Town of Farmville		536919	E-SRP-W-17-0108	1/6/2021	4W02	(261,059.00)
2000038990	Town of Warrenton		536919	E-SRP-W-17-0052	1/6/2021	4W02	(34,604.00)
2000039053	Town of Rhodhiss		536919	E-SRP-W-17-0117	1/6/2021	4W02	(40,128.00)
2000038963	Cape Fear Public Utilities		536919	E-SRP-W-17-0027	1/21/2021	4W02	(350,932.00)
2000039051	Town of Pilot Mountain		536919	E-SRP-W-17-0115	1/21/2021	4W02	(85,122.00)
2000039059	Yadkin Valley Sewer Authority		536919	E-SRP-W-17-0124	1/21/2021	4W02	(64,669.00)
2000038980	Town of Warrenton		536919	E-SRP-W-17-0038	2/3/2021	4W02	(134,443.00)
2000038970	City of Thomasville		536919	E-SRP-W-17-0051	2/3/2021	4W02	(536,847.00)
2000039050	Town of Parmele		536919	E-SRP-W-17-0113	2/3/2021	4W02	(75,350.00)
2000038983	City of Graham		536919	E-SRP-W-17-0054	2/3/2021	4W02	(129,616.00)
2000038921	City of Eden		536919	E-SRP-W-17-0026	2/3/2021	4W02	(523,135.00)
2000039051	Town of Pilot Mountain		536919	E-SRP-W-17-0115	2/3/2021	4W02	(15,117.00)
2000039053	Town of Rhodhiss		536919	E-SRP-W-17-0117	2/17/2021	4W02	(43,360.00)
2000039051	Town of Pilot Mountain		536919	E-SRP-W-17-0115	3/24/2021	4W02	(84,074.00)
2000038980	Town of Warrenton		536919	E-SRP-W-17-0038	3/24/2021	4W02	(111,821.00)
2000038875	Cape Fear Public Utilities		536919	E-SRP-W-17-0029	4/7/2021	4W02	(251,158.00)
2000039053	Town of Rhodhiss		536919	E-SRP-W-17-0117	4/7/2021	4W02	(44,425.00)
2000045980	Yadkin Valley Sewer Authority		536919	E-SRP-W-17-0124	4/7/2021	4W02	(43,309.00)
2000038980	Town of Warrenton		536919	E-SRP-W-17-0038	4/7/2021	4W02	(80,727.00)
2000039051	Town of Pilot Mountain		536919	E-SRP-W-17-0115	4/21/2021	4W02	(78,792.00)
2000038980	Town of Warrenton		536919	E-SRP-W-17-0038	5/5/2021	4W02	(162,880.00)
2000038970	City of Thomasville		536919	E-SRP-W-17-0051	5/5/2021	4W02	(315,251.00)
2000045980	Yadkin Valley Sewer Authority		536919	E-SRP-W-17-0124	5/19/2021	4W02	(32,816.00)
2000038983	City of Graham		536919	E-SRP-W-17-0054	5/19/2021	4W02	(198,200.00)
2000038963	Cape Fear Public Utilities		536919	E-SRP-W-17-0027	5/19/2021	4W02	(333,468.00)
2000039053	Town of Rhodhiss		536919	E-SRP-W-17-0117	5/19/2021	4W02	(26,540.00)
2000039051	Town of Pilot Mountain		536919	E-SRP-W-17-0115	6/9/2021	4W02	(135,981.00)
2000039053	Town of Rhodhiss		536919	E-SRP-W-17-0117	6/9/2021	4W02	(19,329.00)
2000038990	Town of Warrenton		536919	E-SRP-W-17-0052	6/9/2021	4W02	(18,203.00)
2000038980	Town of Warrenton		536919	E-SRP-W-17-0038	6/9/2021	4W02	(225,514.00)
2000045980	Yadkin Valley Sewer Authority		536919	E-SRP-W-17-0124	6/9/2021	4W02	(32,434.00)
Total						4W02	(13,043,150.00)

Disbursements for FY 2020-2021

Agreement Number (Internal)	Long Project and Recipient Desc	Project Account Budget Code Desc	Project Account GL Account	Long Project Account Desc	Transaction Time	Project Account GL Center	Transaction Amount
2000038898	Town of Farmville	46616	536704	H-SRP-D-17-0094	7/8/2020	4W03	(6,750.00)
2000038922	Johnston County		536704	H-SRP-D-17-0101	7/8/2020	4W03	(72,313.00)
2000039194	Town of Creswell		536704	H-SRP-D-17-0129	7/8/2020	4W03	(2,500.00)
2000038952	Town of Boonville		536704	H-SRP-D-17-0018	7/8/2020	4W03	(177,151.00)
2000038997	Orange Water and Sewer		536704	H-SRP-D-17-0021	7/8/2020	4W03	(905,687.00)
2000038871	Town of Sparta		536704	H-SRP-D-17-0013	7/8/2020	4W03	(228,075.00)
2000038915	Southeastern Wayne Sanitary		536704	H-SRP-D-17-0008	7/8/2020	4W03	(36,334.00)
2000039144	Buffalo Water District		536704	H-SRP-D-17-0022	7/8/2020	4W03	(101,021.00)
2000038944	Alexander County Finance		536704	H-SRP-D-17-0098	7/8/2020	4W03	(389,076.00)
2000039097	Wilson Mill Water		536704	H-SRP-D-17-0025	7/8/2020	4W03	(33,066.00)
2000039062	Town of Beech Mountain		536704	H-SRP-D-17-0126	7/8/2020	4W03	(284,143.00)
2000038874	Oxford Water Works		536704	H-SRP-D-17-0005	7/8/2020	4W03	(429,823.00)
2000039072	Town of Plymouth		536704	H-SRP-D-17-0144	7/8/2020	4W03	(17,693.00)
2000038908	Nash County Finance		536704	H-SRP-D-17-0077	7/22/2020	4W03	(270,340.00)
2000039098	Wilson Mill Water		536704	H-SRP-D-17-0100	7/22/2020	4W03	(719,251.00)
2000039105	Neuse Regional Water & Sewer		536704	H-SRP-D-18-0172	7/22/2020	4W03	(292,426.00)
2000039065	City of Hendersonville		536704	H-SRP-D-17-0132	7/22/2020	4W03	(418,364.00)
2000039062	Town of Beech Mountain		536704	H-SRP-D-17-0126	8/5/2020	4W03	(161,424.00)
2000038915	Southeastern Wayne Sanitary		536704	H-SRP-D-17-0008	8/5/2020	4W03	(19,430.00)
2000038952	Town of Booneville		536704	H-SRP-D-17-0018	8/5/2020	4W03	(38,088.00)
2000039098	Wilson Mill Water		536704	H-SRP-D-17-0100	8/5/2020	4W03	(699,746.00)
2000038922	Johnston County		536704	H-SRP-D-17-0101	8/5/2020	4W03	(177,453.00)
2000038913	Town of Sharpsburg		536704	H-SRP-D-17-0086	8/5/2020	4W03	(7,804.00)
2000038956	Town of Canton		536704	H-SRP-D-17-0020	8/19/2020	4W03	(964,997.00)
2000039194	Town of Creswell		536704	H-SRP-D-17-0129	8/19/2020	4W03	(7,342.00)
2000038910	Town of Valdese		536704	H-SRP-D-17-0096	8/19/2020	4W03	(101,620.00)
2000039105	Neuse Regional Water & Sewer		536704	H-SRP-D-18-0172	8/19/2020	4W03	(276,931.00)
2000039075	Southeastern Wayne Sanitary		536704	H-SRP-D-17-0147	8/19/2020	4W03	(252,098.00)
2000038915	Southeastern Wayne Sanitary		536704	H-SRP-D-17-0008	9/10/2020	4W03	(29,777.00)
2000039062	Tpwn Beech Mountain		536704	H-SRP-D-17-0126	9/10/2020	4W03	(222,908.00)
2000039097	Wilson Mill Water		536704	H-SRP-D-17-0025	9/10/2020	4W03	(73,631.00)
2000039098	Wilson Mill Water		536704	H-SRP-D-17-0100	9/10/2020	4W03	(547,579.00)

Disbursements for FY 2020-2021

Agreement Number (Internal)	Long Project and Recipient Desc	Project Account Budget Code Desc	Project Account GL Account	Long Project Account Desc	Transaction Time	Project Account GL Center	Transaction Amount
2000039071	Town of Pinetops		536704	H-SRP-D-17-0143	9/10/2020	4W03	(99,374.00)
2000039105	Neuse Regional Water & Sewer		536704	H-SRP-D-18-0172	9/10/2020	4W03	(66,000.00)
2000039145	Elevation Water District		536704	H-SRP-D-17-0024	9/10/2020	4W03	(122,469.00)
2000038955	Town of Gibsonville		536704	H-SRP-D-17-0017	9/10/2020	4W03	(166,359.00)
2000039071	Town of Pinetops		536704	H-SRP-D-17-0143	9/23/2020	4W03	(65,621.00)
2000039194	Town Creswell		536704	H-SRP-D-17-0129	9/23/2020	4W03	(37,544.00)
2000038874	Oxford Water Works		536704	H-SRP-D-17-0005	9/23/2020	4W03	(406,298.00)
2000039070	City of Mount Airy		536704	H-SRP-D-17-0140	9/23/2020	4W03	(37,964.00)
2000038908	Nash County Finance		536704	H-SRP-D-17-0077	9/23/2020	4W03	(350,266.00)
2000039070	City of Mount Airy		536704	H-SRP-D-17-0140	10/7/2020	4W03	(24,809.00)
2000039062	Town of Beech Mountain		536704	H-SRP-D-17-0126	10/7/2020	4W03	(151,655.00)
2000038924	Montgomery County		536704	H-SRP-D-17-0083	10/7/2020	4W03	(29,958.00)
2000039065	City of Hendersonville		536704	H-SRP-D-17-0132	10/21/2020	4W03	(312,297.00)
2000038913	Town of Sharpsburg		536704	H-SRP-D-17-0086	10/21/2020	4W03	(11,816.00)
2000038951	Town of Franklinville		536704	H-SRP-D-17-0074	10/21/2020	4W03	(48,079.00)
2000039070	City of Mount Airy		536704	H-SRP-D-17-0140	11/4/2020	4W03	(147,239.00)
2000039098	Wilson Mill Water		536704	H-SRP-D-17-0100	11/4/2020	4W03	(311,723.00)
2000038952	Town of Boonville		536704	H-SRP-D-17-0018	11/4/2020	4W03	(257,462.00)
2000039194	Town of Creswell		536704	H-SRP-D-17-0129	11/18/2020	4W03	(65,407.00)
2000038922	Johnston County		536704	H-SRP-D-17-0101	11/18/2020	4W03	(275,404.00)
2000039098	Wilson Mill Water		536704	H-SRP-D-17-0100	12/2/2020	4W03	(134,851.00)
2000038913	Town of Sharpsburg		536704	H-SRP-D-17-0086	12/2/2020	4W03	(28,774.00)
2000038922	Johnston County		536704	H-SRP-D-17-0101	12/2/2020	4W03	(167,206.00)
2000038945	Town of Aurora		536704	H-SRP-D-17-0081	12/2/2020	4W03	(132,215.00)
2000039067	Town of Lake Waccamaw		536704	H-SRP-D-17-0135	12/16/2020	4W03	(115,907.00)
2000039077	Town of Taylorsville		536704	H-SRP-D-17-0149	12/16/2020	4W03	(191,476.00)
2000038915	Southeastern Wayne Sanitary		536704	H-SRP-D-17-0008	12/16/2020	4W03	(92,785.00)
2000039070	Town of Mount Airy		536704	H-SRP-D-17-0140	1/6/2021	4W03	(219,233.00)
2000038944	Alexander County Finance		536704	H-SRP-D-17-0098	1/6/2021	4W03	(657,824.00)
2000039062	Town of Beech Mountain		536704	H-SRP-D-17-0126	1/6/2021	4W03	(235,902.00)
2000038922	Johnston County		536704	H-SRP-D-17-0101	1/6/2021	4W03	(610,775.00)
2000039194	Town of Creswell		536704	H-SRP-D-17-0129	1/6/2021	4W03	(24,619.00)
2000039075	Southeastern Wayne Sanitary		536704	H-SRP-D-17-0147	1/6/2021	4W03	(71,769.00)
2000038924	Montgomery County		536704	H-SRP-D-17-0083	1/6/2021	4W03	(11,856.00)
2000038951	Town of Franklinville		536704	H-SRP-D-17-0074	1/6/2021	4W03	(46,897.00)

Disbursements for FY 2020-2021

Agreement Number (Internal)	Long Project and Recipient Desc	Project Account Budget Code Desc	Project Account GL Account	Long Project Account Desc	Transaction Time	Project Account GL Center	Transaction Amount
2000038952	Town of Boonville		536704	H-SRP-D-17-0018	1/6/2021	4W03	(85,087.00)
2000038996	North Lenoir Water		536704	H-SRP-D-17-0092	1/6/2021	4W03	(84,767.00)
2000039070	Town of Mount Airy		536704	H-SRP-D-17-0140	1/6/2021	4W03	(172,079.00)
2000039062	Town of Beech Mountain		536704	H-SRP-D-17-0126	1/21/2021	4W03	(239,839.00)
2000039065	City of Hendersonville		536704	H-SRP-D-17-0132	1/21/2021	4W03	(701,999.00)
2000038955	Town of Gibsonville		536704	H-SRP-D-17-0017	1/21/2021	4W03	(62,604.00)
2000038910	Town of Valdese		536704	H-SRP-D-17-0096	1/21/2021	4W03	(132,870.00)
2000038952	Town of Boonville		536704	H-SRP-D-17-0018	2/3/2021	4W03	(83,122.00)
2000039070	Town of Mount Airy		536704	H-SRP-D-17-0140	2/3/2021	4W03	(28,576.00)
2000038945	Town of Aurora		536704	H-SRP-D-17-0081	2/3/2021	4W03	(31,959.00)
2000038920	City of Eden		536704	H-SRP-D-17-0015	2/3/2021	4W03	(124,059.00)
2000039073	Town of Robbins		536704	H-SRP-D-17-0145	2/3/2021	4W03	(136,137.00)
2000039067	Town of Lake Waccamaw		536704	H-SRP-D-17-0135	2/3/2021	4W03	(22,542.00)
2000038951	Town of Franklinville		536704	H-SRP-D-17-0074	2/17/2021	4W03	(8,295.00)
2000039073	Town of Robbins		536704	H-SRP-D-17-0145	2/17/2021	4W03	(59,168.00)
2000040417	Maple Hill Water		536704	H-SRP-D-17-0136	2/17/2021	4W03	(34,521.00)
2000039040	Town of Valdese		536704	H-SRP-D-18-0163	2/17/2021	4W03	(115,217.00)
2000039098	Wilson Mill Water		536704	H-SRP-D-17-0100	3/3/2021	4W03	(478,359.00)
2000038998	Montgomery County		536704	H-SRP-D-17-0084	3/3/2021	4W03	(144,150.00)
2000038924	Montgomery County		536704	H-SRP-D-17-0083	3/3/2021	4W03	(3,391.00)
2000039062	Town of Beech Mountain		536704	H-SRP-D-17-0126	3/3/2021	4W03	(53,860.00)
2000038952	Town of Boonville		536704	H-SRP-D-17-0018	3/3/2021	4W03	(4,302.00)
2000039069	McGees Crossroads		536704	H-SRP-D-17-0138	3/3/2021	4W03	(1,255,365.00)
2000038932	Town of Lucama		536704	H-SRP-D-17-0088	3/3/2021	4W03	(46,305.00)
2000038940	Beaufort County Water District IV		536704	H-SRP-D-17-0091	3/24/2021	4W03	(35,218.00)
2000038946	Beaufort County Water District V		536704	H-SRP-D-17-0085	3/24/2021	4W03	(19,564.00)
2000038999	Beaufort County Water District I		536704	H-SRP-D-17-0090	3/24/2021	4W03	(19,421.00)
2000038908	Nash County Finance		536704	H-SRP-D-17-0077	3/24/2021	4W03	(559,468.00)
2000038952	Town of Boonville		536704	H-SRP-D-17-0018	4/7/2021	4W03	(46,460.00)
2000038998	Montgomery County		536704	H-SRP-D-17-0084	4/7/2021	4W03	(35,717.00)
2000039073	Town of Robbins		536704	H-SRP-D-17-0145	4/7/2021	4W03	(44,173.00)
2000039040	Town of Valdese		536704	H-SRP-D-18-0163	4/7/2021	4W03	(149,750.00)
2000039194	Town of Creswell		536704	H-SRP-D-17-0129	4/7/2021	4W03	(17,538.00)
2000039098	Wilson Mill Water		536704	H-SRP-D-17-0100	4/7/2021	4W03	(481,724.00)
2000038951	Town of Franklinville		536704	H-SRP-D-17-0074	4/7/2021	4W03	(18,837.00)

Disbursements for FY 2020-2021

Agreement Number (Internal)	Long Project and Recipient Desc	Project Account Budget Code Desc	Project Account GL Account	Long Project Account Desc	Transaction Time	Project Account GL Center	Transaction Amount
2000039069	McGees Crossroads		536704	H-SRP-D-17-0138	4/7/2021	4W03	(797,758.00)
2000038920	City of Eden		536704	H-SRP-D-17-0015	4/21/2021	4W03	(188,700.00)
2000038945	Town of Aurora		536704	H-SRP-D-17-0081	4/21/2021	4W03	(120,253.00)
2000038944	Alexander County Finance		536704	H-SRP-D-17-0098	4/21/2021	4W03	(2,296,129.00)
2000039106	Town of Wallace		536704	H-SRP-D-18-0173	4/21/2021	4W03	(176,393.00)
2000039104	Sampson County		536704	H-SRP-D-18-0168	5/5/2021	4W03	(584,287.00)
2000038998	Montgomery County		536704	H-SRP-D-17-0084	5/5/2021	4W03	(72,396.00)
2000039069	McGees Crossroads		536704	H-SRP-D-17-0138	5/5/2021	4W03	(551,081.00)
2000039072	Town of Plymouth		536704	H-SRP-D-17-0144	5/5/2021	4W03	(44,757.00)
2000039071	Town of Pinetops		536704	H-SRP-D-17-0143	5/19/2021	4W03	(38,917.00)
2000039067	Town of Lake Waccamaw		536704	H-SRP-D-17-0135	5/19/2021	4W03	(124,275.00)
2000038998	Montgomery County		536704	H-SRP-D-17-0084	6/9/2021	4W03	(55,379.00)
2000038954	Town of Siler City		536704	H-SRP-D-17-0076	6/9/2021	4W03	(21,610.00)
2000039070	City of Mount Airy		536704	H-SRP-D-17-0140	6/9/2021	4W03	(153,856.00)
2000038944	Alexander County Finance		536704	H-SRP-D-17-0098	6/9/2021	4W03	(1,297,783.00)
2000039001	Town of Pilot Mountain		536704	H-SRP-D-17-0142	6/9/2021	4W03	(220,220.00)
2000038910	Town of Valdese		536704	H-SRP-D-17-0096	6/9/2021	4W03	(68,303.00)
2000039194	Town of Creswell		536704	H-SRP-D-17-0129	6/9/2021	4W03	(897.00)
2000039040	Town of Valdese		536704	H-SRP-D-18-0163	6/9/2021	4W03	(331,494.00)
Total						4W03	(26,375,605.00)

Agreement Number (Internal)	Long Project and Recipient Desc	Project Account Budget Code Desc	Project Account GL Account	Long Project Account Desc	Transaction Time	Project Account GL Center	Transaction Amount
2000038867	Martin County Water and Sewer	46616	536919	H-SRP-D-17-0004	7/8/2020	4W03	(190,563.00)
2000038898	Town of Farmville		536919	H-SRP-D-17-0094	7/8/2020	4W03	(6,750.00)
2000039194	Town Creswell		536919	H-SRP-D-17-0129	7/8/2020	4W03	(7,500.00)
2000038915	Southeastern Wayne Sanitary		536919	H-SRP-D-17-0008	7/8/2020	4W03	(36,335.00)
2000038874	Oxford Water Works		536919	H-SRP-D-17-0005	7/8/2020	4W03	(429,824.00)
2000039072	Town of Plymouth		536919	H-SRP-D-17-0144	7/8/2020	4W03	(53,079.00)
2000038908	Nash County Finance		536919	H-SRP-D-17-0077	7/8/2020	4W03	(270,341.00)
2000038915	Southeastern Wayne Sanitary		536919	H-SRP-D-17-0008	8/5/2020	4W03	(19,429.00)
2000038913	Town of Sharpsburg		536919	H-SRP-D-17-0086	8/5/2020	4W03	(23,411.00)
2000038994	Town of Seaboard		536919	H-SRP-D-17-0070	8/19/2020	4W03	(150,675.00)
2000039194	Town Creswell		536919	H-SRP-D-17-0129	8/19/2020	4W03	(22,028.00)

Disbursements for FY 2020-2021

Agreement Number (Internal)	Long Project and Recipient Desc	Project Account Budget Code Desc	Project Account GL Account	Long Project Account Desc	Transaction Time	Project Account GL Center	Transaction Amount
2000038910	Town of Valdese		536919	H-SRP-D-17-0096	8/19/2020	4W03	(33,873.00)
2000038915	Southeastern Wayne Sanitary		536919	H-SRP-D-17-0008	8/19/2020	4W03	(84,032.00)
2000038874	Town of Seaboard		536919	H-SRP-D-17-0005	8/19/2020	4W03	(266,941.00)
2000038933	Town of Robbinsville		536919	H-SRP-D-17-0071	8/19/2020	4W03	(157,447.00)
2000039002	Town of Pikeville		536919	H-SRP-D-17-0141	9/10/2020	4W03	(136,684.00)
2000038915	Southeastern Wayne Sanitary		536919	H-SRP-D-17-0008	9/10/2020	4W03	(29,777.00)
2000039027	City of Brevard		536919	H-SRP-D-17-0127	9/10/2020	4W03	(334,457.00)
2000039002	Town of Pikeville		536919	H-SRP-D-17-0141	9/23/2020	4W03	(28,748.00)
2000039194	Town Creswell		536919	H-SRP-D-17-0129	9/23/2020	4W03	(112,634.00)
2000038994	Town of Seaboard		536919	H-SRP-D-17-0070	9/23/2020	4W03	(185,751.00)
2000038874	Oxford Water Works		536919	H-SRP-D-17-0005	9/23/2020	4W03	(155,861.00)
2000038908	Nash County Finance		536919	H-SRP-D-17-0077	9/23/2020	4W03	(272,978.00)
2000038924	Montgomery County		536919	H-SRP-D-17-0083	10/7/2020	4W03	(29,958.00)
2000038913	Town of Sharpsburg		536919	H-SRP-D-17-0086	10/21/2020	4W03	(35,448.00)
2000039002	Town of Pikeville		536919	H-SRP-D-17-0141	10/21/2020	4W03	(2,852.00)
2000038951	Town of Franklin		536919	H-SRP-D-17-0074	10/21/2020	4W03	(16,027.00)
2000038874	Oxford Water Works		536919	H-SRP-D-17-0005	10/28/2020	4W03	(151,686.00)
2000038874	Oxford Water Works		536919	H-SRP-D-17-0005	10/28/2020	4W03	429,824.00
2000039027	City of Brevard		536919	H-SRP-D-17-0127	10/28/2020	4W03	334,457.00
2000039194	Town of Creswell		536919	H-SRP-D-17-0129	11/18/2020	4W03	(196,219.00)
2000038913	Town of Sharpsburg		536919	H-SRP-D-17-0086	12/2/2020	4W03	(86,322.00)
2000038994	Town of Seaboard		536919	H-SRP-D-17-0070	12/2/2020	4W03	(151,626.00)
2000039036	Town of Enfield		536919	H-SRP-D-17-0159	12/2/2020	4W03	(60,000.00)
2000038945	Town of Aurora		536919	H-SRP-D-17-0081	12/2/2020	4W03	(44,072.00)
2000038933	Town of Robbinsville		536919	H-SRP-D-17-0071	12/16/2020	4W03	(17,377.00)
2000039002	Town of Pikeville		536919	H-SRP-D-17-0141	12/16/2020	4W03	(5,798.00)
2000039077	Town of Taylorsville		536919	H-SRP-D-17-0149	12/16/2020	4W03	(63,825.00)
2000038915	Southeastern Wayne Sanitary		536919	H-SRP-D-17-0008	12/16/2020	4W03	(92,785.00)
2000039194	Town of Creswell		536919	H-SRP-D-17-0129	1/6/2021	4W03	(73,857.00)
2000039075	Southeastern Wayne Sanitary		536919	H-SRP-D-17-0147	1/6/2021	4W03	(23,923.00)
2000038924	Montgomery County		536919	H-SRP-D-17-0083	1/6/2021	4W03	(11,856.00)
2000038951	Town of Franklinville		536919	H-SRP-D-17-0074	1/6/2021	4W03	(15,633.00)
2000038996	North Lenoir Water		536919	H-SRP-D-17-0092	1/6/2021	4W03	(254,300.00)
2000038994	Town of Seaboard		536919	H-SRP-D-17-0070	1/6/2021	4W03	(75,726.00)
2000038910	Town of Valdese		536919	H-SRP-D-17-0096	1/21/2021	4W03	(44,290.00)

Disbursements for FY 2020-2021

Agreement Number (Internal)	Long Project and Recipient Desc	Project Account Budget Code Desc	Project Account GL Account	Long Project Account Desc	Transaction Time	Project Account GL Center	Transaction Amount
2000038945	Town of Aurora		536919	H-SRP-D-17-0081	2/3/2021	4W03	(10,653.00)
2000038920	City of Eden		536919	H-SRP-D-17-0015	2/3/2021	4W03	(41,686.00)
2000039073	Town of Robbins		536919	H-SRP-D-17-0145	2/3/2021	4W03	(136,136.00)
2000038951	Town of Franklinville		536919	H-SRP-D-17-0074	2/17/2021	4W03	(88,202.00)
2000039073	Town of Robbins		536919	H-SRP-D-17-0145	2/17/2021	4W03	(59,167.00)
2000040417	Maple Hill Water		536919	H-SRP-D-17-0136	2/17/2021	4W03	(103,562.00)
2000039036	Town of Enfield		536919	H-SRP-D-18-0159	2/17/2021	4W03	(365,573.00)
2000039040	Town of Valdese		536919	H-SRP-D-18-0163	2/17/2021	4W03	(38,405.00)
2000038998	Montgomery County		536919	H-SRP-D-17-0084	3/3/2021	4W03	(144,150.00)
2000038924	Montgomery County		536919	H-SRP-D-17-0083	3/3/2021	4W03	(3,392.00)
2000038932	Town of Lucama		536919	H-SRP-D-17-0088	3/3/2021	4W03	(15,435.00)
2000038940	Beaufort County Water District IV		536919	H-SRP-D-17-0091	3/24/2021	4W03	(105,654.00)
2000038946	Beaufort County Water District V		536919	H-SRP-D-17-0085	3/24/2021	4W03	(58,692.00)
2000038999	Beaufort County Water District I		536919	H-SRP-D-17-0090	3/24/2021	4W03	(58,262.00)
2000038998	Montgomery County		536919	H-SRP-D-17-0084	4/7/2021	4W03	(35,718.00)
2000039073	Town of Robbins		536919	H-SRP-D-17-0145	4/7/2021	4W03	(44,173.00)
2000039040	Town of Valdese		536919	H-SRP-D-18-0163	4/7/2021	4W03	(49,917.00)
2000039194	Town of Creswell		536919	H-SRP-D-17-0129	4/7/2021	4W03	(52,614.00)
2000038951	Town of Franklinville		536919	H-SRP-D-17-0074	4/7/2021	4W03	(94,798.00)
2000038920	City of Eden		536919	H-SRP-D-17-0015	4/21/2021	4W03	(62,567.00)
2000038945	Town of Aurora		536919	H-SRP-D-17-0081	4/21/2021	4W03	(40,084.00)
2000039036	Town of Enfield		536919	H-SRP-D-18-0159	4/21/2021	4W03	(209,929.00)
2000038998	Montgomery County		536919	H-SRP-D-17-0084	5/5/2021	4W03	(72,396.00)
2000039036	Town of Enfield		536919	H-SRP-D-18-0159	5/5/2021	4W03	(45,454.00)
2000039072	Town of Plymouth		536919	H-SRP-D-17-0144	5/5/2021	4W03	(134,271.00)
2000038954	Town of Siler City		536919	H-SRP-D-17-0076	6/9/2021	4W03	(21,610.00)
2000039194	Town of Creswell		536919	H-SRP-D-17-0129	6/9/2021	4W03	(2,693.00)
2000039001	Town of Pilot Mountain		536919	H-SRP-D-17-0142	6/9/2021	4W03	(202,221.00)
2000038910	Town of Valdese		536919	H-SRP-D-17-0096	6/9/2021	4W3	(1,702.00)
2000039040	Town of Valdese		536919	H-SRP-D-18-0163	6/9/2021	4W03	(76,253.00)
2000038998	Montgomery County		536919	H-SRP-D-17-0084	6/9/2021	4W03	(55,380.00)
Total						4W03	(6,129,166.00)