

**Report to the North Carolina General Assembly
Environmental Review Commission, Joint
Legislative Oversight Committee on Agriculture
and Natural and Economic Resources, and Fiscal
Research Division**



***Annual Report on the Water
Infrastructure Fund***

November 1, 2023

**NORTH CAROLINA DEPARTMENT OF
ENVIRONMENTAL QUALITY**

Pursuant to G.S. 159G-26

Table of Contents i

List of Appendixes..... v

List of Figures..... vii

List of Tables ix

List of Acronyms xi

1.0 Introduction 1-1

 1.1 Overview of Application and Funding Process 1-1

 1.2 American Rescue Plan Act 1-3

 1.2.1 ARPA via the Viable Utility Reserve..... 1-5

 1.2.2 ARPA via the State Reserve Program..... 1-5

 1.2.3 ARPA via the LASII Stormwater Program..... 1-6

 1.3 Outreach Efforts by the Division 1-6

 1.3.1 Hometown Strong Efforts..... 1-6

 1.3.2 Outreach Related to Funding..... 1-6

 1.3.3 Other Outreach Activities..... 1-7

2.0 State Water Infrastructure Authority..... 2-1

 2.1 State Water Infrastructure Authority Activities in FY 2022-2023..... 2-1

 2.1.1 Distribution of Loan and Grant Funds 2-2

 2.1.2 American Rescue Plan Act 2-9

 2.1.3 Viable Utilities Program..... 2-11

 2.1.4 Other Authority Activities..... 2-12

 2.2 Challenges Identified by the Authority..... 2-14

 2.2.1 Enhancing Access to Funding for Equity and Environmental Justice
 Considerations..... 2-14

 2.2.2 Funding Dedicated to lead Service Line Inventorying and Replacement... 2-15

 2.2.3 Preparation for Funding Dedicated to Addressing Emerging
 Contaminants..... 2-16

 2.2.4 Working with Local Government Units to Gain Economies of Scale 2-17

 2.2.5 Funding Distressed Local Government Units..... 2-18

 2.3 Next Steps and Recommendations 2-18

 2.3.1 Next Step – Funding Decisions and Application Intake for Construction
 Projects, Including Projects that Address Emerging Contaminants, and
 Stormwater Planning Projects..... 2-18

 2.3.2 Next Step – Update Plans for Prioritizing Viable Utility Reserve Funding
 2-19

 2.3.3 Application Intake and Funding Decisions for the BIL Lead Service Line
 Replacement Program 2-19

 2.3.4 Next Step – Implement Decentralized Wastewater Treatment Pilot
 Program..... 2-19

 2.3.5 Next Step – Update of Master Plan 2-20

2.3.6 Recommendation – Continue Funding the Local Assistance for Stormwater Infrastructure Investment Program 2-20

2.3.7 Recommendation – Continue Funding the CDBG-I Program and Provide a Recurring Source of Funding for the Viable Utility Reserve..... 2-21

2.3.8 Recommendation – Provide a Source of Funding for Local Government Units that Do Not Meet ARPA Deadlines 2-21

3.0 Clean Water State Revolving Fund..... 3-1

3.1 Overview of Program History 3-2

3.2 Financial Information 3-2

3.2.1 Financial History 3-2

3.2.2 Long-Term Financial Health of Program..... 3-2

3.2.3 Binding Commitment Requirement..... 3-5

3.3 Clean Water State Revolving Fund Project Funding..... 3-5

3.3.1 Prioritization 3-6

3.3.2 Funding Schedule..... 3-7

3.3.3 CWSRF Base Program 3-8

3.3.4 Principal Forgiveness..... 3-9

3.3.5 Affordability Funding..... 3-11

3.3.6 Green Project Reserve..... 3-11

3.4 Environmental Benefits of CWSRF Funding 3-12

3.4.1 Impaired Waters 3-12

3.4.2 Special Waters..... 3-12

3.4.3 Other Environmental Benefits..... 3-13

3.5 Distribution of Funded Projects 3-13

3.6 Clean Water State Revolving Fund Programmatic Goals..... 3-13

3.6.1 Short-Term Goals 3-13

3.6.2 Long-Term Goals 3-14

3.6.3 Minority Business Enterprise/Women Business Enterprise Goals 3-15

3.6.4 Compliance with the Water Resources and Reform Development Act of 2014..... 3-15

3.7 Bipartisan Infrastructure Law Funding 3-16

3.7.1 Bipartisan Infrastructure Law General Supplemental Funding 3-16

3.7.2 Bipartisan Infrastructure Law Emerging Contaminants Funding 3-16

4.0 Drinking Water State Revolving Fund..... 4-1

4.1 Overview of Program History 4-2

4.2 Financial Information 4-2

4.2.1 Financial History 4-2

4.2.2 Long-Term Financial Health..... 4-2

4.2.3 Binding Commitment Requirement..... 4-5

4.3 DWSRF Project Funding..... 4-5

4.3.1 Prioritization 4-6

4.3.2	Funding Schedule.....	4-7
4.3.3	Base Program.....	4-8
4.3.4	Principal Forgiveness.....	4-9
4.3.5	Affordability Funding.....	4-10
4.3.6	Green Project Reserve.....	4-11
4.4	Set-Aside Activities.....	4-11
4.4.1	Technical Assistance for Small Systems.....	4-12
4.4.2	Drinking Water State Program Management Functions.....	4-12
4.4.3	Local Assistance and Other State Programs.....	4-12
4.5	Public Health Benefits.....	4-12
4.6	Drinking Water State Revolving Fund Goals.....	4-13
4.6.1	Short-Term Goals.....	4-13
4.6.2	Long-Term Goals.....	4-13
4.6.3	Minority Business Enterprise/Women Business Enterprise Goals.....	4-15
4.7	Bipartisan Infrastructure Law Funding.....	4-15
4.7.1	Bipartisan Infrastructure Law General Supplemental Funding.....	4-15
4.7.2	Bipartisan Infrastructure Law Emerging Contaminants Funding.....	4-15
4.7.3	Bipartisan Infrastructure Law Lead Service Line Removal Funding.....	4-16
5.0	Community Development Block Grant – Infrastructure.....	5-1
5.1	Award of Regular Funding Year 2022 Funds.....	5-1
5.2	Supplemental Grants or Additional Funds to Current Grantees Using Deobligated Funds.....	5-4
5.3	Projects Closed in Fiscal Year 2022-2023.....	5-5
5.4	Regulations Governing the CDBG-I Program.....	5-11
5.5	Outreach and Training.....	5-12
5.5.1	How-to-Apply Training for Potential Applicants.....	5-12
5.5.2	Section 3 Training.....	5-12
5.5.3	Procurement Training.....	5-12
5.5.4	Compliance Training.....	5-12
5.5.5	Environmental Review Training.....	5-13
6.0	State Wastewater and State Drinking Water Reserves.....	6-1
6.1	Overview of Programs.....	6-3
6.1.1	State Project Loans and Grants.....	6-4
6.1.2	Asset Inventory and Assessment Grants.....	6-6
6.1.3	Merger/Regionalization Feasibility Grants.....	6-7
6.2	Available Funds.....	6-8
6.3	Financial Health.....	6-8
7.0	Viable Utility Reserve.....	7-1
7.1	Viable Utility Reserve Funding.....	7-2
7.1.1	Construction Projects.....	7-3
7.1.2	Planning, Training, and Emergency Operating Grants.....	7-5

7.2 Distressed Designation and Assessments 7-6

7.2.1 Summary of Initial Assessment and Identification Criteria 7-6

7.2.2 Reassessment for FY 2022-2023..... 7-7

7.2.3 Next Steps for Reassessment 7-7

7.3 Viable Utilities Program..... 7-8

7.3.1 Initial Education..... 7-8

7.3.2 Viable Utilities Statutory Requirements and Program Development..... 7-9

7.4 Other Viable Utilities Program Efforts 7-10

7.4.1 LGC Coordination..... 7-10

7.4.2 Ongoing Coordination with Local Government Units 7-11

7.4.3 Viable Utilities Unit Outreach and Collaboration Efforts 7-12

7.5 Viable Utilities Program Challenges..... 7-13

8.0 Local Assistance for Stormwater Infrastructure Investments 8-1

8.1 FY 2022-203 Activities, Establishment and Implementation of the New Funding Program..... 8-1

8.1.1 Direct Appropriations 8-1

8.1.2 Competitive Awards 8-2

8.2 Fund Balance 8-4

8.3 Grant Recipients and Description of Funded Projects..... 8-4

8.4 Recommendations 8-11

List of Appendices

- Appendix A Projects Awarded Funding by the State Water Infrastructure Authority over the Life of the SWIA and During ARPA
- Appendix B American Rescue Plan Act Implementation Plan
- Appendix C State Water Infrastructure Authority Members
- Appendix D Power and Duties of the State Water Infrastructure Authority (G.S. 159G-71)
- Appendix E 2022-2023 Loan and Grant Program Applications Received and Funding Awarded
- Appendix F CWSRF Funds Distributed and Remaining During FY 2022-2023
- Appendix G Itemized List of Binding Commitments for the CWSRF During FY 2022-2023
- Appendix H CWSRF Financial Exhibits for FY 2022-2023
- Appendix I CWSRF FFATA for FY 2022-2023
- Appendix J Status of Recent CWSRF Projects
- Appendix K DWSRF Funds Distributed and Remaining During FY 2022-2023
- Appendix L Itemized List of Binding Commitments for the DWSRF During FY 2022-2023
- Appendix M DWSRF Financial Exhibits for FY 2022-2023
- Appendix N DWSRF FFATA for FY 2022-2023
- Appendix O Status of Recent DWSRF Projects
- Appendix P DWSRF Annual Set-Aside Report for FY 2022-2023
- Appendix Q State Reserve Construction projects funded by the DWI in FY 2022-2023
- Appendix R State Reserve Non-Construction Projects funded by the DWI in FY 2022-2023
- Appendix S Status of State Reserve Funds Disbursed and Remaining in FY 2022-2023
- Appendix T Financial Status of State Reserve Projects in FY 2022-2023
- Appendix U Viable Utility Reserve Construction Projects Funded by the DWI in FY 2022-2023

- Appendix V Viable Utility Reserve Non-Construction Projects Funded by the DWI in FY 2022-2023
- Appendix W Local Assistance for Stormwater Infrastructure and Investment Projects Funded by the Division in FY 2022-2023

List of Figures

Figure 2.1	Funding Trends from FY 2013-2014 through FY 2022-2023.....	2-2
Figure 2.2	Number of Wastewater and Drinking Water Construction Applications Funded – FY 2022-2023.....	2-4
Figure 2.3	Amount of Funding Awarded for Wastewater and Drinking Water Construction Applications – FY 2022-2023.....	2-4
Figure 2.4	Number of AIA Grant Applications Received and Funded from the State Reserve Program and Viable Utility Reserve in FY 2022-2023.....	2-5
Figure 2.5	Amount of AIA Funding Requested and Awarded from the State Reserve Program and Viable Utility Reserve in FY 2022-2023.....	2-6
Figure 2.6	Viable Utility Reserve Funds Other than Construction Awarded in FY 2022-2023.....	2-7
Figure 2.7	LASII Applications Awarded – FY 2022-2023.....	2-7
Figure 2.8	LASII Applications Funded – FY 2022-2023.....	2-8
Figure 2.9	Breakdown of Funding in the LASII Program for FY 2022-2023.....	2-9
Figure 2.10	Funding Demands from the Spring 2022 and Fall 2022 Application Intake Cycles for the LASII Program.....	2-20
Figure 2.11	Funding Demands from the Spring 2022 and Fall 2022 Application Intake Cycles for the VUR.....	2-21
Figure 2.12	Historical Pre-Allocations from FY 2014 to FY 2021.....	2-22
Figure 2.13	Historical Pre-Allocations from FY 2014 to FY 2023.....	2-23
Figure 3.1	CWSRF Capitalization Grants (with Match), Including ARRA, ASADRA, and BIL.....	3-3
Figure 3.2	CWSRF Binding Commitments per Year.....	3-4
Figure 3.3	CWSRF Increase in Loans.....	3-4
Figure 3.4	CWSRF Increase in Net Assets.....	3-5
Figure 3.5	CWSRF Funding by Program for FY 2022-2023.....	3-6
Figure 3.6	Distribution of CWSRF Projects by Purpose for FY 2022-2023.....	3-7
Figure 3.7	Distribution of CWSRF Projects by Review Cycle for FY 2022-2023.....	3-8
Figure 3.8	Percentage of CWSRF Base Program Funds by Project Purpose for FY 2022-2023.....	3-9

Figure 3.9 Percentage of CWSRF Principal Forgiveness Funds by Project Purpose for FY 2022-2023 3-10

Figure 3.10 Percentage of CWSRF Affordability Funding by Project Purpose for FY 2022-2023 3-11

Figure 3.11 Percentage of CWSRF Green Project Reserve Funding by Project Purpose for FY 2022-2023 3-12

Figure 4.1 DWSRF Capitalization Grants (with Match), Including ARRA, ASADRA, and BIL 4-3

Figure 4.2 DWSRF Binding Commitments per Year 4-4

Figure 4.3 DWSRF Increase in Loans 4-4

Figure 4.4 DWSRF Net Assets 4-5

Figure 4.5 DWSRF Funding by Program for FY 2022-2023 4-6

Figure 4.6 Distribution of DWSRF Projects by Purpose for FY 2022-2023 4-7

Figure 4.7 Distribution of DWSRF Projects by Review Cycle for FY 2022-2023 4-8

Figure 4.8 Percentage of DWSRF Base Program Funds by Project Purpose for FY 2022-2023 4-9

Figure 4.9 Percentage of DWSRF Principal Forgiveness Funds by Project Purpose for FY 2022-2023 4-10

Figure 5.1 CDBG-I Projects Funded During FY 2022-2023 5-2

Figure 6.1 Percentage of State Reserve Funding by Program for FY 2022-2023 6-2

Figure 6.2 Projects Funded by the State Reserve in FY 2022-2023 6-3

Figure 6.3 State Reserve Pre-Allocated Funds from S.L. 2021-180 and S.L. 2022-74 6-4

Figure 7.1 Construction Projects Funded from the Viable Utility Reserve in FY 2022-2023 ... 7-4

Figure 7.2 Pre-Allocated Projects Administered by the Viable Utility Reserve in FY 2022-2023 7-4

Figure 7.3 Training, Planning, and Emergency Operating Grants Funded from the Viable Utility Reserve in FY 2022-2023 7-5

Figure 7.4 Status of Viable Utilities Initial Education in FY 2022-2023 7-8

List of Tables

Table 1.1 Funding Awarded During FY 2022-2023 Award Cycles..... 1-2

Table 1.2 American Rescue Plant Act Funding Allocations..... 1-4

Table 1.3 Application Training Attendance During FY 2022-2023 1-7

Table 2.1 Distribution of ARPA Funds as Outlined in the ARPA Administration Plan..... 2-9

Table 2.2 ARPA Projects Funded and Awarded..... 2-10

Table 5.1 Awards Made with PFY 2022 CDBG-I Appropriations 5-2

Table 5.2 Awards Made with PFY 2018 CDBG-I Appropriations 5-4

Table 5.3 CDBG-I Projects Closed During FY 2022-2023..... 5-6

Table 6.1 Summary of Competitive State Reserve Funding for FY 2022-2023 6-2

Table 6.2 Construction/PCPG Projects Funded by the State Reserve Program in
FY 2022-2023 6-5

Table 6.3 Planning Grants Funded by the State Reserve in FY 2022-2023 6-8

Table 6.4 Award Offers of Binding Commitments from State Reserve Funding for FY 2022-
2023 6-8

Table 7.1 Summary of Viable Utility Reserve Funding for FY 2022-2023 7-2

Table 7.2 Construction Projects and Funding from the Viable Utility Reserve for
FY 2022-2023..... 7-3

Table 7.3 Active Regional Partnerships in the DWI Viable Utilities Program 7-12

Table 7.4 Conference Where Viable Utilities Staff Presented..... 7-12

Table 8.1 Eligible Applications for LASII Stormwater Grants in the Fall 2022 Round
(September 30, 2022 Deadline..... 8-3

Table 8.2 Eligible Applications for LASII Stormwater Planning Grants in the Spring 2023
Funding Round (May 1, 2023 deadline) 8-4

Table 8.3 Grant Recipients of Directed Projects in S.L. 2021-180, Section 12.14(b)..... 8-5

Table 8.4 Applications Awarded LASII Grants in February 2023 (Fall 2022 Funding Round) 8-6

List of Acronyms

AIA	Asset Inventory and Assessment grant
ARPA	American Rescue Plan Act
ARRA	American Recovery and Reinvestment Act
ASADRA	Additional Supplemental Appropriation for Disaster Relief Act
BIL	Bipartisan Infrastructure Law
CDBG	Community Development Block Grant
CDBG-I	Community Development Block Grant – Infrastructure
CFPUA	Cape Fear Public Utilities Authority
COG	Council of governments
CWA	Clean Water Act
CWSRF	Clean Water State Revolving Fund
DEQ	North Carolina Department of Environmental Quality
DWI	Division of Water Infrastructure
DWR	Division of Water Resources
DWSRF	Drinking Water State Revolving Fund
EC	Emerging Contaminants
EOG	Emergency Operating Grants
FFATA	Federal Funding Accountability and Transparency Act
GPR	Green Project Reserve
HUD	U.S. Department of Housing and Urban Development
IUP	Intended Use Plan
LASII	Local Assistance for Stormwater Infrastructure Investment

LASII-C	Local Assistance for Stormwater Infrastructure Investment – Construction
LASII-DINU	Local Assistance for Stormwater Infrastructure Investment – Develop and Implement a New Utility
LASII-P	Local Assistance for Stormwater Infrastructure Investment – Planning
LGC	Local Government Commission.
LGU	Local government unit
LMI	Low- to moderate-income
LRCOG	Lumber River Council of Governments
LSLs	Lead Service Lines
LSLR	Lead Service Line Replacement
LTIF	Long-Term Investment Fund
MRF	Merger/Regionalization Feasibility grant
NCGA	North Carolina General Assembly
NCGS	North Carolina General Statute
NCLM	NC League of Municipalities
PCPG	Pre-Construction Planning Grant
PF	Principal Forgiveness
PFY	Program Funding Year
PRS	Priority Rating System
SRP	State Reserve Program
SRF	State Revolving Fund
SWIA	State Water Infrastructure Authority
TG	Training Grants
USEPA	U.S. Environmental Protection Agency

VU	Viable Utilities
VUC	Viable Utilities Committee
VUP	Viable Utilities Program
VUR	Viable Utility Reserve
VUR-AIA	Viable Utility Reserve – Asset Inventory and Assessment Grant
VUR-DW	Viable Utility Reserve – Drinking Water
VUR-EOG	Viable Utility Reserve Emergency Operating Agreement
VUR-MRF	Viable Utility Reserve – Merger/Regionalization Feasibility Grant
VUR-TG	Viable Utility Reserve Training Grant
WRRDA	Water Resources Reform and Development Act of 2014

1.0 Introduction

This report provides a summary of water infrastructure funding activities administered by both the Division of Water Infrastructure (DWI) and the State Water Infrastructure Authority (SWIA) from July 1, 2021 through June 30, 2023, in a combined format, pursuant to NC G.S. 159G-26. Chapters for the Clean Water State Revolving Fund (CWSRF) and the Drinking Water State Revolving Fund (DWSRF) meet the reporting requirements of the U.S. Environmental Protection Agency (USEPA).

This chapter provides an overview of the development of funding programs, non-program-specific activities, and cross-program efforts. This report is divided into the following chapters:

- Chapter 2 – State Water Infrastructure Authority
- Chapter 3 – Clean Water State Revolving Fund
- Chapter 4 – Drinking Water State Revolving Fund
- Chapter 5 – Community Development Block Grant – Infrastructure
- Chapter 6 – State Reserve Program
- Chapter 7 – Viable Utility Reserve Program
- Chapter 8 – Local Assistance for Stormwater Infrastructure Investments (LASII) Program

For FY 2022-2023, DWI, in conjunction with SWIA and other partners, has:

- Awarded and began administering funding related to the American Rescue Plan Act (ARPA), in accordance with the ARPA Administration Plan (see Section 1.2).
- Continued the development and implementation of the Viable Utilities program, including making additional awards from the Viable Utility Reserve (VUR) related to ARPA (see Chapter 7).
- Awarded and began administering funding for the Local Assistance for Stormwater Infrastructure Investments (LASII) fund (see Chapter 8).
- Continued to accept applications and award funding related to the various funding programs.
- Continued its outreach efforts related to funding and other initiatives undertaken by the DWI.

1.1 Overview of Application and Funding Process

The drinking water, wastewater, and stormwater funding programs administered by DWI were developed with different goals. The CWSRF and State Wastewater Reserve (SWWR) programs aim to reduce pollution in waterbodies of North Carolina. The DWSRF and State Drinking Water Reserve (SDWR) programs have a goal of protecting public health. The CDBG-I program aims to provide water and sewer infrastructure improvements to low-to-moderate income (LMI) areas. The VUR aims to provide water and sewer capital and planning funding to local government units (LGUs)

who are experiencing infrastructure, organizational, and/or financial distress. The new LASII program aims to improve or create infrastructure for controlling stormwater quantity and quality.

The DWI implemented a funding process for applicants by using a combination of Priority Rating Systems (PRSs), affordability criteria, and one application form used for all programs at once. A seamless, single application enables SWIA to award the best available funding an applicant is willing to accept. The PRSs enable the DWI to rank the quality of projects submitted during a funding round. The affordability criteria determine grant eligibility (except for ARPA grant funding) and, if eligible, the amount of grant a funded applicant would receive.¹ The SWIA focused on awarding projects that would consolidate non-viable systems, address failing infrastructure, and rehabilitate/replace infrastructure. The SWIA also prioritized environmental and public health benefit, systems practicing proactive management, and communities experiencing economic hardship.

If possible, SWIA would provide funding for projects through state funds, particularly for smaller projects in rural, distressed communities, since federal funds (excluding ARPA grants) have requirements such as environmental review and the Davis Bacon Act attached to them. If the situation arises, SWIA members may consider additional information in their funding decisions either to fund or not fund projects. These cases are limited to information not contained within the PRSs.² Consolidating PRSs has enabled SWIA to fulfill one of the tasks assigned by the NC General Assembly (NCGA) [G.S. 159G-71(8)].

Tailoring funding enables the DWI and the SWIA to find the best funding fit for applicants through grant/loan combinations or targeted-interest rate funding. This annual report includes the rounds that were awarded funding during the fiscal year, between July 1, 2022 and June 30, 2023, regardless of application intake date. See the program-specific funding chapters for more information. Table 1.1 summarizes the funding awarded by the Authority in FY 2022-2022. Appendix A contains a figure that shows the historical funding of all projects from the inception of the SWIA in 2014 to FY 2022--23.

Funding Program	July 2022	February 2023	Total^b
Community Development Block Grant – Infrastructure	\$0	\$4,905,609	\$4,905,609
Clean Water State Revolving Fund	\$104,802,557	\$106,499,620	\$211,302,177
Drinking Water State Revolving Fund	\$58,349,817	\$86,677,679	\$145,027,496
Drinking Water State Reserve Projects (ARPA)	\$165,463,546	\$25,327,953	\$190,791,499
Drinking Water State Reserve Projects (non-ARPA)	\$0	\$0	\$0

¹ Due to the presence of ARPA, all non-ARPA SWWR and SDWR funding was provided as 100 percent grant funding.

²The DWSRF program requires that projects be funded according to priority ranking. The Authority is prohibited by 40 CFR 35.3555(c)(2)(ii) to fund projects out of order.

Table 1.1. Funding Awarded During FY 2022-2023 Award Cycles^a

Funding Program	July 2022	February 2023	Total ^b
Wastewater State Reserve Projects (ARPA)	\$201,576,300	\$24,723,978	\$226,300,278
Wastewater State Reserve Projects (non-ARPA)	\$0	\$2,780,850	\$2,780,850
Viable Utility Reserve Capital Projects ^c	\$220,473,047	\$105,769,128	\$326,242,175
State Reserve Asset Inventory and Assessment Grants (ARPA)	\$39,733,454	\$20,342,728	\$60,076,182
State Reserve Asset Inventory and Assessment Grants (non-ARPA)	\$0	\$503,000	\$503,000
State Reserve Merger/Regionalization Feasibility Grants (ARPA)	\$2,590,000	\$905,000 ^d	\$3,495,000
State Reserve Merger/Regionalization Feasibility Grants (non-ARPA)	\$0	\$50,000	\$50,000
Viable Utility Reserve Asset Inventory and Assessment Grants	\$5,722,075	\$3,264,880	\$8,986,955
Viable Utility Reserve Merger/Regionalization Feasibility Grants	\$0	\$195,000 ^d	\$195,000
Viable Utility Reserve Training Grants ^{e,f}	\$32,000	\$0	\$32,000
Viable Utility Reserve Emergency Operating Grants ^f	\$0	\$128,000	\$128,000
Local Assistance for Stormwater Infrastructure Investment – Capital Projects	\$0	\$55,646,375	\$55,646,375
Local Assistance for Stormwater Infrastructure Investment – Planning Grants	\$0	\$18,265,335	\$18,265,335
Local Assistance for Stormwater Infrastructure Investment – Develop and Implement a New Stormwater Utility	\$0	\$1,800,000	\$1,800,000
Total:	\$798,742,796	\$457,785,135	\$1,256,527,931

^aAwards from the VUR are made both by SWIA and the Local Government Commission (LGC).
^bTotal included projects awarded by SWIA only and does not include minimal shifts made (e.g., from SRF to SRP) after award.
^cIncludes four projects (\$9,289,448) funded by VUR via swaps from SRP and SRF loans.
^dFunding source correction for one project made after SWIA awards.
^eTraining grants are awarded by SWIA and LGC upon a local government’s unit’s designation as distressed. Therefore, awards for these grants are off-cycle.
^fAll training grants were \$2,000 each.
^gEmergency Operating Grants are provided to distressed LGUs off-cycle.

1.2 American Rescue Plan Act

As part of S.L. 2021-180, the NCGA appropriated \$1.69 billion from the state’s allocation of ARPA for drinking water, wastewater, and stormwater investments. The DWI has begun administering approximately \$1.6 billion in grants for drinking water, wastewater, and stormwater systems within the state. This excludes amounts that would be transferred to other agencies and up to three percent in administration costs. Funds were divided in pre-allocated amounts directly to local government units (pre-allocated grant funding) and amounts available for competitive

grant funding. Table 1.2 shows the breakdown as allocated in S.L. 2021-180 (see Appendix A, which contains the ARPA Administration Plan as of February 2022) and later amended by S.L. 2022-06. Additional funds were allocated by the NCGA in S.L. 2022-74 (see Table 1.2). All ARPA funds must be obligated by December 31, 2024 and expended by December 31, 2026.

Table 1.2. American Rescue Plan Act Funding Allocations (allocated in S.L. 2021-180 and amended by S.L. 2022-06, allocated in S.L. 2022-74)			
NC DEQ Fund or Reserve	Purpose	Pre-Allocated Grant Funding	Available for Non-Pre-Allocated Grant Funding
VUR	Distressed LGUs ^{a,b}	\$59.5 million	\$371.6 million
SWWR / SDWR	At-Risk ^b	\$146.8 million ^c	\$173.4 million
	Other ^b	\$614.8 million	\$54.1 million
	Planning Grants ^b	\$0	\$77.6 million
LASII Stormwater	Stormwater infrastructure capital projects and planning grants ^d	\$18.5 million	\$82.0 million
S.L. 2022-74	Funding provided by S.L. 2022-74, appropriated by the NCGA.	\$386.9 million	\$342.0 million
Total:		\$839.6 million	\$758.7 million

^aThe process for designating LGUs as distressed is discussed in Section 7.2 of this annual report.

^bSee Section 1.2 for more information related to these funding breakdowns.

^cIncludes \$12 million for two earmarked projects that were not categorized as At Risk or Other in S.L. 2022-06

^dSee Chapter 8 for more information related to LASII stormwater.

Division staff released a draft of the ARPA Administration Plan in December 2021 and received public comments from December 8, 2021 through January 12, 2022. Based upon the input received, DWI staff revised the Administration Plan and posted the final plan on February 7, 2022. Applications for drinking water and wastewater grants were received by the Division by May 3, 2022 and September 30, 2022, for which awards were made in July 2022 and February 2023, respectively. Less than one percent of ARPA funds remain to be obligated and will be awarded during FY 2023-2024. The second figure in Appendix A shows the location of all awarded ARPA projects from both Fiscal Year 2021-2022 and Fiscal Year 2022-2023.

1.2.1 ARPA via the Viable Utility Reserve

Local government units designated as distressed by SWIA and the Local Government Commission (LGC) were eligible to apply for ARPA funds in the Viable Utility Reserve (VUR), provided that the projects adhere to G.S. 159G-32(d)(1)-(5), which limits the type of funding that is eligible for the VUR. Grants were limited to \$15 million for any single LGU. If two or more LGUs planned to merge into a single LGU, they would be eligible for a total of \$30,000,000. This amount covers both capital and planning projects. During FY 2022-2023, SWIA made its first competitive awards from the ARPA VUR funds. Section 7.1 contains more detail related to these awards.

Additionally, SWIA and LGC awarded training grants that can be used for training related to utility management to LGUs designated as distressed. See Section 7.3.1 for more information related to these grants.

1.2.2 ARPA via the State Reserve Program

The ARPA Administration Plan also provided funding for LGUs the NC Department of Environmental Quality (NCDEQ) determines to be “at-risk”. These LGUs had to serve residential customers and meet at least one of the two following criteria for LGUs that are not designated as distressed:

- Have an Assessment Criteria Score (from the Viable Utility Program) of six or higher and at least three out of five LGU indicators used in the affordability criteria for funding applications that are worse than the state benchmark, or
- Serve between one and 1,000 residential service connections and at least three out of five LGU indicators used in the affordability criteria for funding applications that are worse than the state benchmark.

Additionally, any LGU and non-profit utility could seek at-risk funding if they applied for a project that would provide water or sewer service in a disadvantaged, underserved area. These areas are determined via the definition as described at the bottom of page 4 in Appendix C.

ARPA At-Risk funding limits were \$15 million per applicant, or \$30 million per project for regionalization projects involving two or more units.

Local government units and non-profit utilities that are not designated as distressed or determined to be at-risk were also eligible for ARPA funds, under the “All Other Systems” category. These applicants were limited to \$5 million per applicant or \$15 million per project for regionalization projects involving two or more units (see Appendix B).

For ARPA funds related to planning and study grants from the State Reserve, asset inventory and assessment (AIA), rate study, and merger/regionalization feasibility (MRF) grants, training grants, and

pre-construction planning grants were all available. Funding limits for these grants (except for training grants) were limited to \$400,000 per applicant in the 2021-2023 biennium. No matching funds are required for the planning grants. Appendix C contains more information related to these types of grants.

1.2.3 ARPA via the LASII Stormwater Program

American Rescue Plan Act funds are also available for the newly formed LASII stormwater funding program. The SWIA passed the final PRS for both LASII construction and planning projects and accepted applications during the Fall 2022 application cycle. The SWIA made its first awards for this program at its February 2023 meeting. See Chapter 8 for more information related to this program.

1.3 Outreach Efforts by the Division

Division staff expanded its efforts and participated in a variety of in-person and virtual events, including application training. This section discusses the work that DWI staff accomplished related to outreach.

1.3.1 Hometown Strong Efforts

Division staff had the opportunity to participate in Governor Cooper's Hometown Strong Initiative as representatives of water and sewer funding resources. Rural communities are seeing an increase in issues related to water and wastewater infrastructure (e.g., inflow/infiltration, aging infrastructure), and these events enabled staff to meet directly with LGU representatives. During FY 2022-2023, DWI staff attended a variety of virtual Hometown Strong events.

1.3.2 Outreach Related to Funding

During the application process and beyond, DWI staff maintain continual contact with applicants and funding recipients.

One of the ways in which staff work with applicants is to hold application training. These training events generally occur approximately eight weeks before application due dates. Staff teach participants how to complete the application package and how to prepare a narrative based on the PRSs for the various funding programs being offered. Table 1.3 shows the training events in FY 2021-2022. Note that all trainings were held in-person with a virtual component provided for the Spring 2022 application round.

Table 1.3. Application Training Attendance During FY 2022-2023

Date	Number of Participants
<i>September 2022 Funding Round</i>	
August 2, 2022	23
August 3, 2022	14
August 4, 2022	14
August 8, 2022	24
August 9, 2022	33
August 10, 2022	16
August 10, 2022 (virtual) ^a	55
Total (September 2022):	179
<i>May 2023 Funding Round</i>	
February 28, 2023	13
March 1, 2023	31
March 6, 2023	30
March 6, 2023 (Virtual)	125
March 8, 2023	21
March 9, 2023	36
Total (May 2023):	256
Total (FY 2022-2023):	435

^aAugust 10, 2022 virtual attendance listed only for those who registered. Actual attendance was probably higher.

After SWIA awards funding for construction projects, DWI staff contact each recipient. Based upon the experience of recipients with the funding programs, size and capabilities of recipients, and other factors, staff may provide orientations matched to the experience of the recipients.

Related to the CDBG-I program, DWI staff conduct start-up visits and compliance and environmental certification training. Both of these trainings are mandatory for all grant recipients. During FY 2022-2023, training was held in June for new grantees for both compliance and environmental certification. Additionally, recertification occurred online in FY 2023-2024, which is beyond the scope of this report.

1.3.3 Other Outreach Activities

As part of the Viable Utilities (VU) Program, DWI staff also conducted education called the Best Utility Management Practices (BUMP). This program served to fulfill the initial education requirement for the VU Program and was offered via on-demand or in-person training. Section 7.3.1 for more information about this program.

Division staff also participated in a number of other outreach activities between agencies and also with the public. These include but are not limited to the following:

- Webinars by NC DEQ related to lead service line replacement and emerging contaminants
- UNC School of Government and Environmental Finance Center workshops and virtual meetings
- BUMP training at the annual NC Rural Water Association Annual Conference
- NC Rural Water Association Annual Conference
- Annual AWWA-NCWEA (now NC OneWater) conference
- Water Resources Research Institute Annual Conference
- Annual NC Rural Summit
- NC League of Municipalities Annual Conference
- NC Government Finance Officers Association Fall and Spring conferences
- NCWOA Advanced Day
- Summit: *NC Water and Equity: Addressing Water Infrastructure Needs and Funding in Disadvantaged Areas*
- Regular meetings of the Resource Agency Partnership for Water Utilities
- Brown bags between the LGC and DWI

2.0 State Water Infrastructure Authority

The nine-member State Water Infrastructure Authority (SWIA) was created by the North Carolina General Assembly in 2013 to assess and make recommendations about the state's water, wastewater, and stormwater infrastructure needs and the funding programs available to the state's local government units (LGUs) and other utilities. The General Assembly also established the Division of Water Infrastructure (DWI) and consolidated the major water and wastewater funding programs in DWI within the Department of Environmental Quality (DEQ). The enabling legislation is North Carolina General Statute 159G. Appendix B contains a listing of the current SWIA members.

Each year, SWIA is required to provide an overview of its activities, summarize concerns and issues that were discussed, and make recommendations to address those issues. This report fulfills the legislative requirement for Fiscal Year 2022-2023 (G.S. 159G-72).

2.1 State Water Infrastructure Authority Activities in FY 2022-2023

During this fiscal year, SWIA, in conjunction with DWI staff, completed application intake and funding awards related to the American Rescue Plan Act (ARPA) as well as its other funding programs (see Section 2.1.1). SWIA and DWI continued their work with the Viable Utility Program (VUP), which is discussed in Section 2.1.3 of this chapter. DWI and SWIA also launched the new Local Assistance for Stormwater Infrastructure Investment (LASII) stormwater funding program. More specifics related to this funding program are found in Chapter 8; SWIA's activities related to this program are discussed later in this section.

SWIA's Most Significant Accomplishments in FY 2022-2023

- Funded 651 projects with grants and loans with \$1.26 billion (highest-ever funding year)
- Awarded over 99 percent of ARPA funds in two rounds
- Developed the first-ever Priority Rating Systems for the Local Assistance for Stormwater Infrastructure Investments program and made its first-ever awards
- Completed second reassessment of local government units with a distressed designation
- Developed a Priority Rating System for Lead Service Line Replacement and Identification Projects
- Added prioritization for projects in disadvantaged areas and for addressing emerging contaminants into the Priority Rating Systems

2.1.1 Distribution of Loan and Grant Funds

One of SWIA’s duties is to make funding awards based upon recommendations from DWI. Division staff utilize Priority Rating Systems developed and approved by SWIA to review applications. Additionally, affordability criteria may impact the awarding of funding.¹ Figure 2.1 shows the awarding of funding for the past five fiscal years, including FY 2022-2023, for all the programs awarded by SWIA. As shown, the amount of projects awarded by SWIA as well as the dollars awarded by SWIA have increased over the past five years, mainly due to the Additional Supplemental Appropriations for Disaster Relief Act of 2019 (ASADRA) and ARPA funding in FY 2022-2023.

SWIA saw continued strong demand for all funding programs administered by DWI, including ARPA funding² and the State Revolving funds. Awards came from the following programs:

- State Revolving Fund (SRF) programs
 - Federal-State Clean Water State Revolving (CWSRF) loan program
 - Federal-State Drinking Water State Revolving Fund (DWSRF) loan program
- Federal Community Development Block Grant – Infrastructure (CDBG-I) grant program

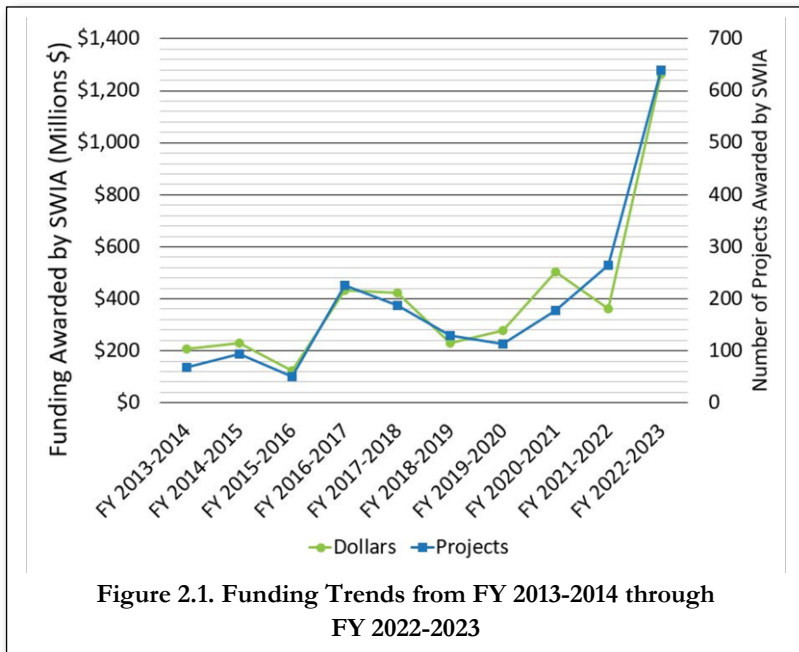


Figure 2.1. Funding Trends from FY 2013-2014 through FY 2022-2023

Distribution of Loan and Grant Funds Accomplishments

- Awarded over 240 and approximately \$1.1 billion related to construction projects and preconstruction planning grants
- Awarded over 300 AIA grants from the State Reserve Program and Viable Utility Reserve
- Made first awards from the LASII program
- Awarded over 610 projects (\$892.8 million) in ARPA funds

¹ Duties related to funding may be found in G.S. 159G-71(1-4). See Appendix C for a full listing of Authority duties.

² ARPA funds were administered according to the ARPA Implementation Plan found in Appendix A.

- State Reserve Program (SRP) (grants and loans) for both water and wastewater, including Asset Inventory and Assessment (AIA) grants and Merger/Regionalization Feasibility (MRF) grants
- Viable Utility Reserve (VUR) grant program, including Emergency Operation Grants (EOG), AIAs, MRFs, and training grants (TG)
- Local Assistance for Stormwater Infrastructure Investments (LASII)

Funding available in FY 2022-2023. This fiscal year, the General Assembly appropriated \$10 million in recurring funds to be disbursed through the SRP. Additionally, SWIA continued awarding approximately \$758 million of the \$2.3 billion³ from the ARPA allocation appropriated by the NC General Assembly (NCGA) in November 2021 and July 2022. All ARPA funds awarded during FY 2022-2023 came via three sources: the SRP, the VUR, and LASII, in accordance with the “NC DEQ Division of Water Infrastructure’s Plan to Administer American Rescue Plan Act’s State Fiscal Recovery Fund Appropriated in State Budget for Drinking Water, Wastewater and Stormwater Projects” (ARPA Administration Plan). Additionally, S.L. 2022-74, awarded during FY 2022-2023, contained ARPA funds through the SRP.

Over \$356 million was available in loans and principal forgiveness in the DWSRF and the CWSRF. Funds were provided from federal capitalization grants, state-appropriated matches, and repayments of past SRF loans. Continued use of the affordability criteria allowed SWIA to stretch the limited principal forgiveness funds available via the SRFs to provide these types of funds to LGUs with the most financial need. In addition, approximately \$20.8 million⁴ was available to low- and moderate-income (LMI) communities in CDBG-I funding. Of this funding, SWIA awarded approximately \$4.9 million. The remainder will be awarded at SWIA’s July 2023 meeting, which is beyond the scope of this annual report.

The SRP funds appropriated by the NCGA from recurring funds are one source of funding for the AIA and MRF grants. Additional fundings for these grants came from ARPA funds through the SRP and VUR. For this fiscal year only, ARPA funds enabled local government units (LGUs) of any size to obtain AIA and MRF grants to take the first steps toward developing permanent infrastructure, organizational, and financial solutions to become or stay viable.

³ Includes funding from S.L. 2022-74.

⁴ FFY 2021-2022 CDBG-I funds appropriated were \$19,323,242, and \$1,471,265 were available related to de-obligated CDBG-I funds.

The VUR grant program provides an additional source of funding for AIA and MRF grants for LGUs that have been designated as distressed by SWIA and the Local Government Commission (LGC) in accordance with G.S. 159G-45(a). These grants will enable LGUs to fulfill the requirements set forth in G.S. 159G-45(b) to increase utility viability.

Figures 2.2 and 2.3 show the number of applications for construction projects funded and the amount of funding awarded by program. Note that due to the ARPA funding amounts, all SRP funds were awarded as grant funds.

Green Projects. The CWSRF program includes provisions to fund green projects, requiring at least ten percent of the funds available from the capitalization grant to be used for this purpose, subject to receiving sufficient qualifying applications. Green projects address green infrastructure

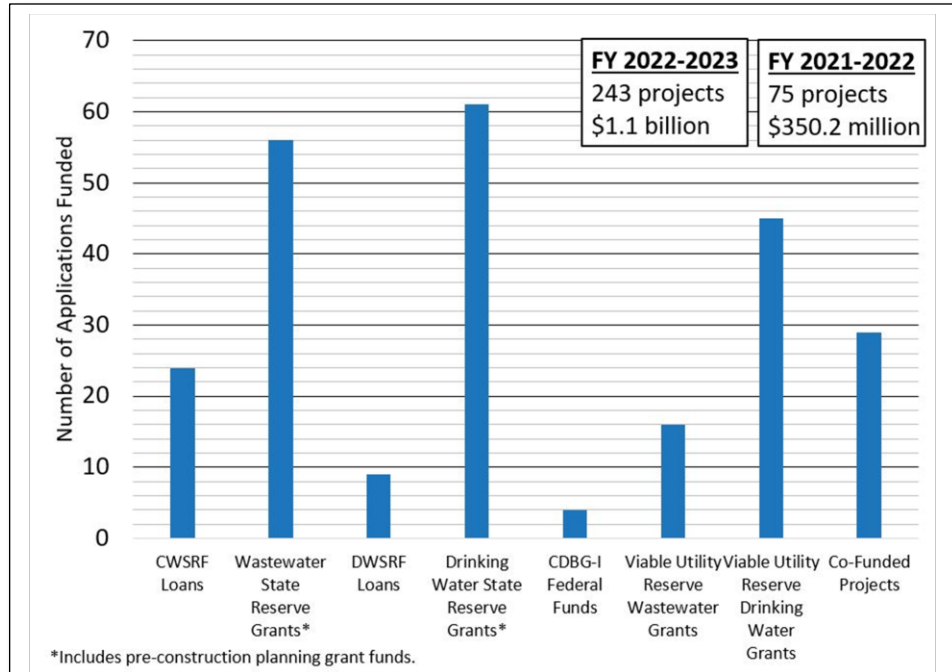


Figure 2.2. Number of Wastewater and Drinking Water Construction Applications Funded – FY 2022-2023

(Total number of applications funded = 243; see Appendix E for details)

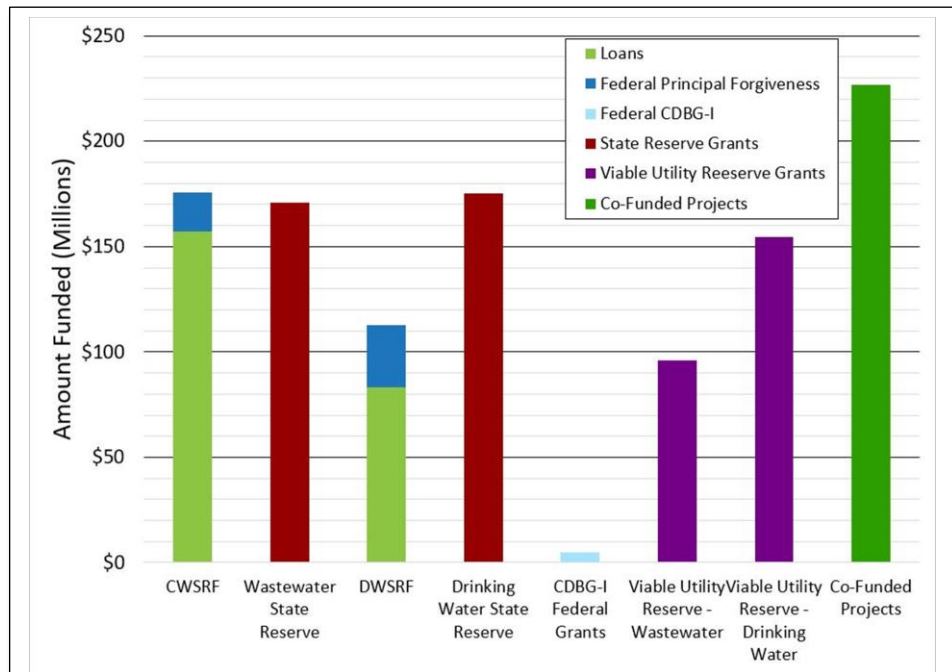


Figure 2.3. Amount of Funding Awarded for Wastewater and Drinking Water Construction Applications – FY 2022-2023

(Total amount funded = \$1.11 billion; see Appendix E for data)

such as certain stormwater control measures (SCMs), energy efficiency improvements, reuse, rainwater harvesting, and stream restoration. In FY 2022-2023, SWIA awarded funds for five green projects, totaling \$16,995,802. For more information related to these projects, please see Section 3.3.6 in Chapter 3.

Asset Inventory and Assessment Grants. During FY 2022-2023, AIA grants were funded out of the State Reserve and VUR programs. For more information related to the ARPA-specific AIA grants, please see Section 2.1.2 of this chapter. During FY 2022-2023, ARPA grant limits were set at \$400,000 per applicant for all planning grants rather than the typical \$150,000 per system type per applicant every three years for AIA grants. Additionally, for the SRP AIA grants, there was no population size limit related to the AIA grants. Figure 2.4 shows funding related to these grants. The left-hand bar shows the amount of complete and eligible applications received, and the right-hand bar shows the number of applications awarded funding by SWIA. Note that distressed LGUs were eligible for funding from both the SRP and the VUR, while non-distressed LGUs were only eligible for funding from the SRP. Likewise, Figure 2.5 on the next page shows the dollars requested versus the dollars funded. Both figures show that SWIA awarded almost all of the dollars requested (\$74,691,667), with only approximately \$1.6 million remaining, which will be awarded by the next fiscal year.

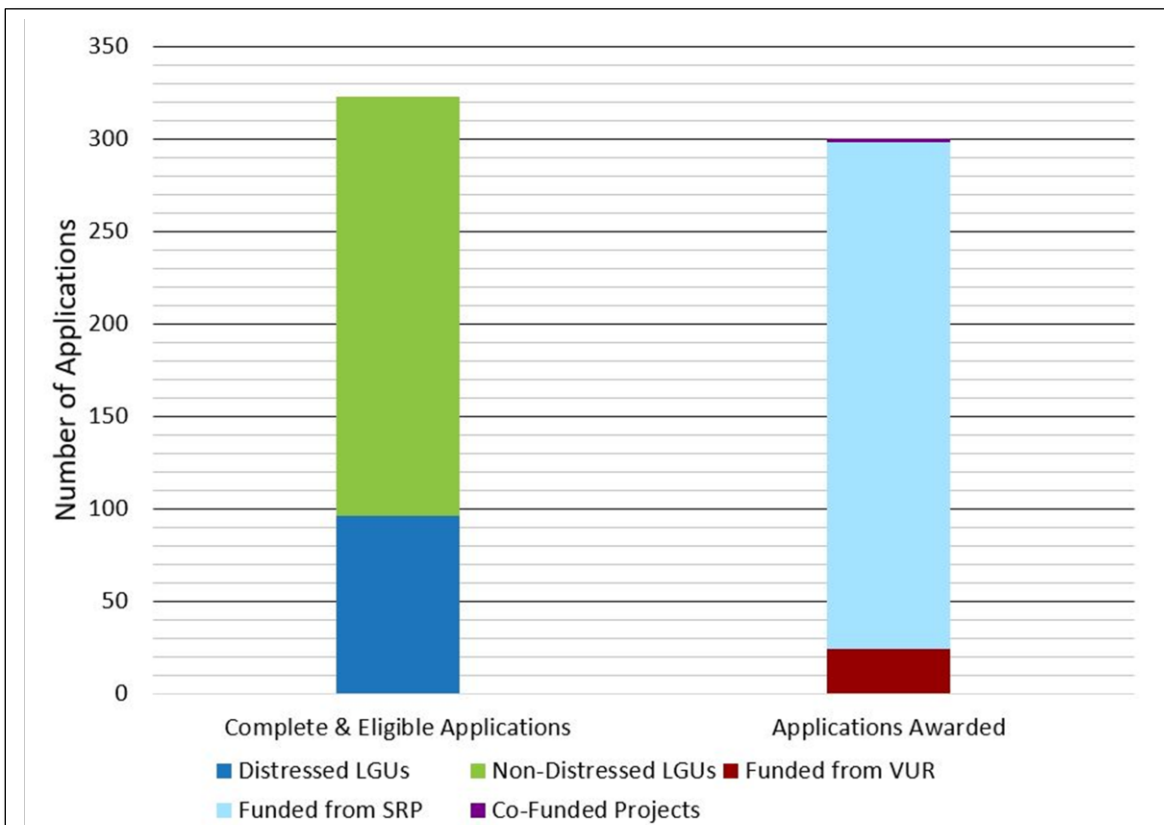
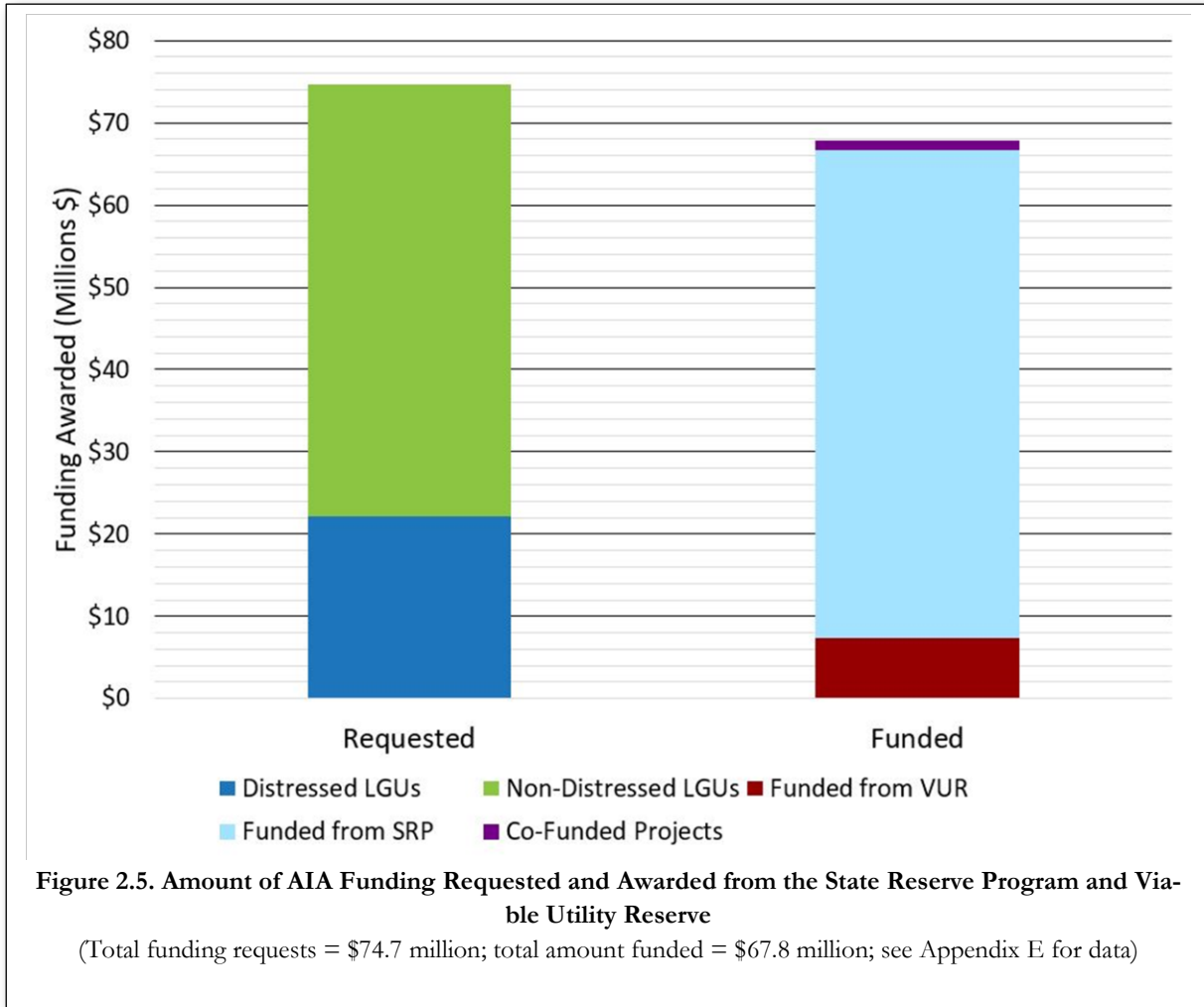


Figure 2.4. Number of AIA Grant Applications Received and Funded from the State Reserve Program and Viable Utility Reserve

(Total applications received = 323; total applications funded = 300; see Appendix E for detail)



Viable Utility Reserve Grants. During FY 2022-2023, SWIA continued awarding grants from the VUR for various types of projects: wastewater and drinking water construction projects, planning grants (AIAs and MRFs), and other types of grants associated with training and operations for LGUs under LGC fiscal control (EOGs).⁵ Construction funds awarded by SWIA for water and wastewater totaled approximately \$333.6 million (97 percent of all VUR funds awarded), while other funds awarded by SWIA from the VUR totaled approximately \$10.3 million. Figure 2.6 on the next page shows the breakdown of VUR funding other than construction. Of the VUR funds not related to construction, over 98 percent related to AIAs. No VUR funds were awarded by SWIA for MRFs.

Local Assistance for Stormwater Infrastructure Investment. In FY 2022-2023, SWIA also made its first awards related to the LASII program. The Priority Rating Systems for both construction and study grants were approved by SWIA at its July 2022 meeting, and the first application intake occurred in the Fall 2022 application cycles, with awards being made by SWIA at its February 2023 meeting.

⁵ To be awarded, all VUR funds must also be approved by the LGC.

SWIA made awards related to construction (LASII-C), development and implementation of a new stormwater utility (LASII-DINU), and planning grants (LASII-P), which could either be planning grants or pre-construction grants. Figure 2.7 shows the complete and eligible applications received and funded. It is clear from the figure that demand for stormwater funds has far exceeded need. See Figure 2.8 (next page) for a breakdown of funding requested versus funding awarded. Figure 2.9 (next page) shows the percentage breakdown between the three LASII sub-programs.

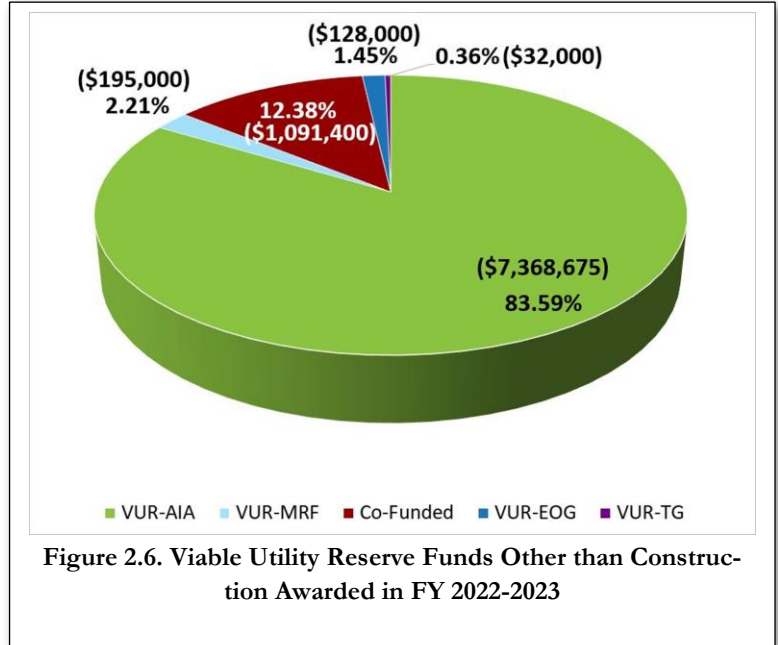


Figure 2.6. Viable Utility Reserve Funds Other than Construction Awarded in FY 2022-2023

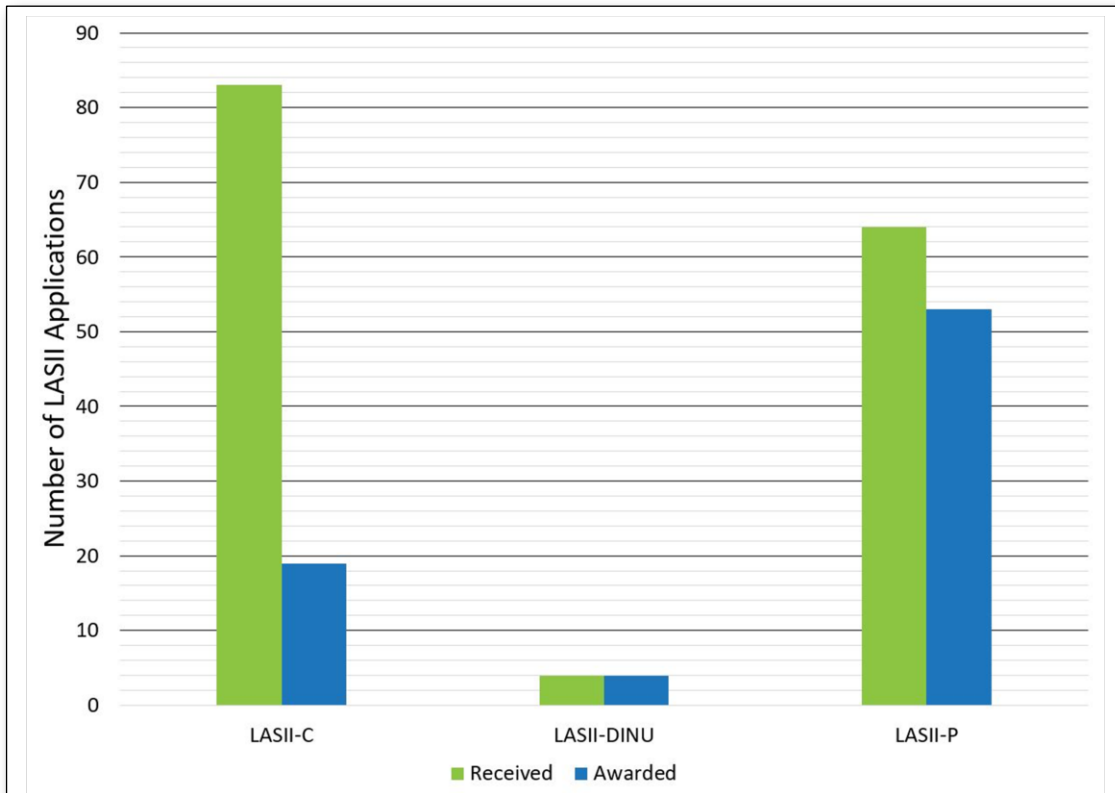


Figure 2.7. LASII Applications Awarded – FY 2022-2023
 (Applications received = 151; applications funded = 75; see Appendix E for funding detail)

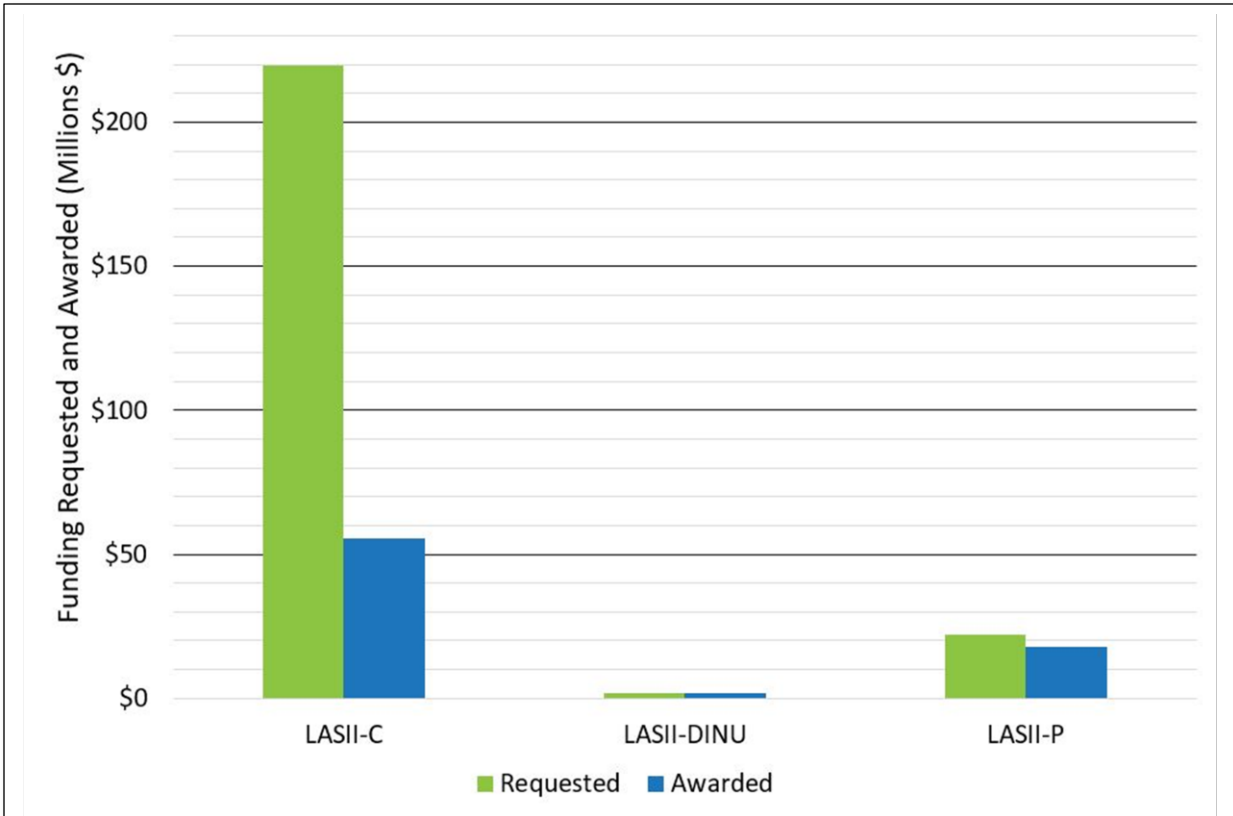


Figure 2.8. LASII Funding Funded – FY 2022-2023

(Funding requested = \$243.6 million; funding awarded = \$75.4 million; see Appendix E for further funding detail.)

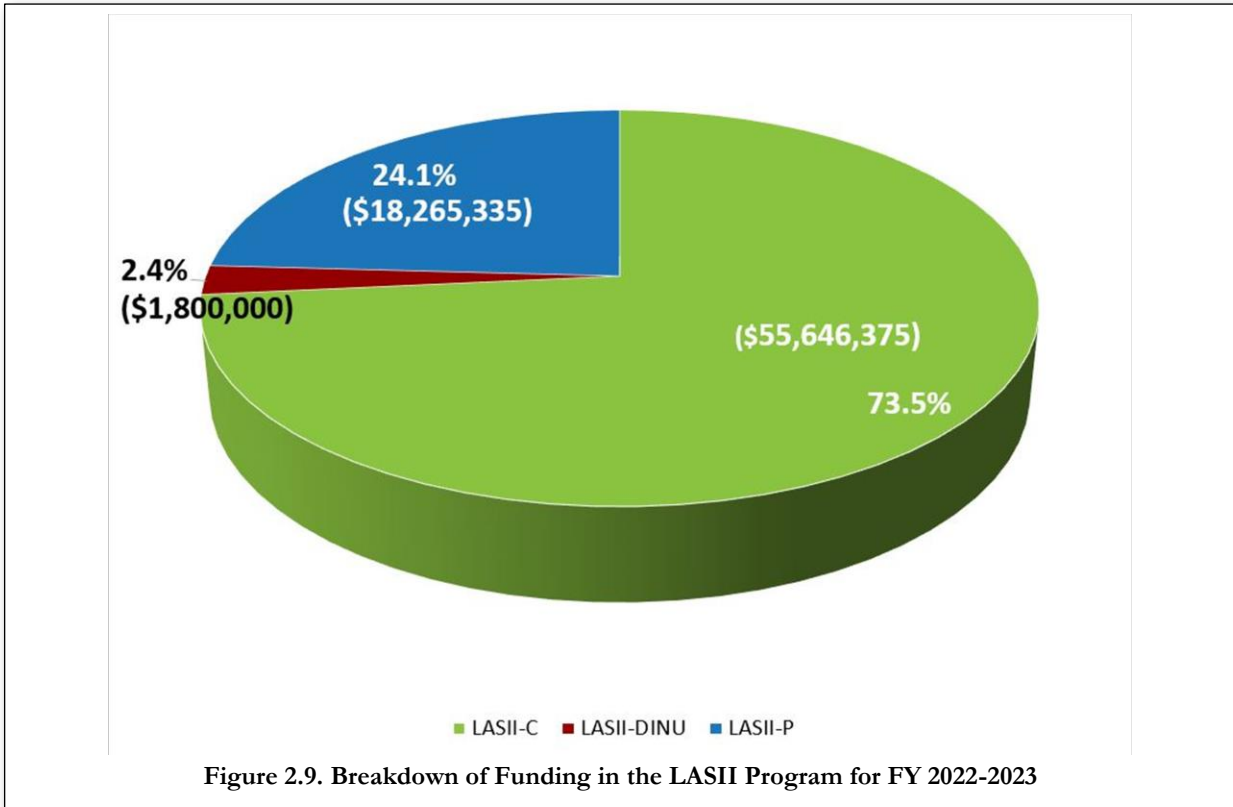


Figure 2.9. Breakdown of Funding in the LASII Program for FY 2022-2023

2.1.2 American Rescue Plan Act

The State of North Carolina received funds from ARPA, and the NCGA allocated \$2.3 billion⁶ for drinking water, wastewater, and stormwater investment in Sections 12.13 and 12.14 of the Current Operations Appropriations Act of 2021 (S.L. 2021-180). Approximately \$796 million was available for competitive funding with SWIA making funding decisions.^{7,8} In February 2022, DWI finalized the ARPA Administration Plan that would explain to those interested in the program how the Division would administer ARPA funds (see Appendix C for the full ARPA Administration Plan).

SWIA Accomplishments Related to the American Rescue Plan Act

- Awarded over 99 percent of available ARPA funds
- Awarded all funding in every water, sewer, and stormwater program related to ARPA

American Rescue Plan Act funds were routed through three programs: the SRP, the VUR, and the LASII programs. Only LGUs designated as distressed could receive ARPA funds from the VUR.⁹ Local government units determined to be “at-risk”¹⁰ or LGUs that were not designated as distressed or determined to be “at-risk” could receive ARPA funds from the SRP. The amounts available from ARPA varied depending on these determinations (see Table 2.1 for a breakdown of these funds).

Table 2.1 Distribution of ARPA Funds as Outlined in the ARPA Administration Plan

NC DEQ Fund or Reserve	Purpose	Pre-allocated directly for specific local governments and public entities (ear-marked), approx.	Approximate remaining for grant funding (non-ear-marked)
Viable Utility Reserve	Grants for water and wastewater systems that have been designated as distressed by the State Water Infrastructure Authority and the Local Government Commission, for the purposes set forth in subdivisions (1) through (5) of G.S. 159G-32(d).	\$89.7 million	\$353.0 million
Drinking Water Reserve and Wastewater Reserve (State Reserves)	Project construction grants for public water systems and wastewater systems NC DEQ categorizes as at-risk of becoming distressed .	\$116.6 million	\$191.3 million
	Project construction grants for public water systems and wastewater systems	\$614.8 million	\$54.1 million

⁶ The \$2.3 billion includes \$326 million as part of S.L. 2022-74 that comes from the General Fund rather than ARPA in is included in this section for the purposes of this report.

⁷ The remaining portion of the \$1.6 billion ARPA fund was pre-allocated by the NCGA.

⁸ This amount varies from Table 2.1 because SL 2022-74 was passed in July 2022, after the ARPA Administration Plan, which came out in February 2022.

⁹ See Section 2.1.3 for more information on designations related to ARPA funds.

¹⁰ See the ARPA Administration Plan for details related to how LGUs were characterized as being “at-risk”.

NC DEQ Fund or Reserve	Purpose	Pre-allocated directly for specific local governments and public entities (ear-marked), approx.	Approximate remaining for grant funding (non-ear-marked)
	not designated as distressed or categorized as at-risk. Grants for asset inventory and assessments, rate studies, merger/regionalization feasibility, training, and planning grants to conduct project engineering, design, or other preconstruction activities.	\$0	\$77.6 million
Local Assistance for Stormwater Infrastructure Investments Fund	Grants for local governments for projects that will improve or create infrastructure for controlling stormwater quantity or quality.	\$18.5 million	\$82.0 million
S.L. 2022-74	Funding provided by S.L. 2022-74, appropriated by the NCGA.	\$386.9 million	\$342.0 million
Total		\$1.2 billion	\$1.1 billion
		Total funds: approx. \$2.3 billion	

During FY 2022-2023, SWIA awarded approximately 99.3 percent of the competitive funding in two separate rounds. The remaining funds in the LASII-P portion of funding will be awarded at the July 2023 SWIA meeting, which is beyond the purview of this annual report.¹¹ SWIA made awards from the Spring 2022 funding round at its July 2022 meeting and from the Fall 2022 funding round at its February 2023 meeting. The types of awards included (1) drinking water and wastewater construction projects from the SRP; (2) drinking water and wastewater pre-construction planning grants from the SRP; (3) AIA and MRF planning grants from the SRP¹²; (4) drinking water and wastewater construction projects from the VUR; (5) AIA and MRF planning grants from the VUR; and (6) construction, planning, and development of a new stormwater utility from the LASII.¹³ Table 2.2 shows the percentage breakdown of ARPA projects and funds awarded by SWIA during FY 2022-2023

ARPA Funding Program	Projects Awarded	Percent Break-down of Projects with ARPA Funding Awarded	ARPA Funds Awarded	Percentage of Funds Awarded
WWSR-G	32	5.22%	\$154,363,875	17.289%
DWSR-G	45	7.34%	\$166,745,630	19%

¹¹ The remaining \$1.6 million of ARPA grant funding will be awarded in the Fall 2023 round, which is beyond the scope of this report.

¹² Training grants and other types of planning grants awarded from the SRP were part of construction and/or preconstruction projects.

¹³ Individual \$2,000 training grants awarded by the SWIA and LGC were outside the normal award dates of July 2022 and February 2023. Other types of studies were part of VUR construction or planning grant applications.

Table 2.2 ARPA Projects and Funds Awarded

ARPA Funding Program	Projects Awarded	Percent Break-down of Projects with ARPA Funding Awarded	ARPA Funds Awarded	Percentage of Funds Awarded
SRP-WWPCPG	23	3.75%	\$7,529,000	0.8%
SRP-DWPCPG	15	2.45%	\$4,269,700	0.5%
VUR-WW	16	2.61%	\$96,076,129	11%
VUR-DW	46	7.50%	\$163,579,106	18%
SRP-AIA	274	44.70%	\$59,344,262	6.6%
SRP-MRF	19	3.10%	\$3,740,000	0.4%
VUR-AIA	24	3.92%	\$7,368,675	0.8%
VUR-MRF	0	0.00%	\$0	0%
VUR-TG	15	2.45%	\$30,000	<0.1%
LASII-C	19	3.10%	\$55,646,375	6.2%
LASII-DINU	4	0.65%	\$1,800,000	0.2%
LASII-P	52	8.48%	\$17,981,975	2.0%
Co-Funded Projects	29	4.73%	\$154,369,062	17%
Total:	613		\$892,843,789	

2.1.3 Viable Utilities Program

During FY 2022-2023 SWIA, along with DWI staff, continued to develop and implement the Viable Utilities Program (VUP)¹⁴, which works with funding from the VUR. Part of the work was undertaken by the Viable Utilities Committee (VUC).¹⁵ During FY 2022-2023, the VUC met twice (October 2022 and January 2023). The paragraphs below discuss the activities undertaken by SWIA.

SWIA Accomplishments Related to the Viable Utility Program

- Completed second reassessment of local government units for designation as distressed
- Continued assisting DWI staff in the development of the Viable Utilities Program

Reassessment of Distressed Local Government Units. G.S. 159G-45(d) requires that SWIA and LGC reassess all LGUs across the state to determine if additional LGUs must be designated as distressed using the criteria developed under G.S. 159G-45(a). Division staff reviewed the designations made by SWIA and LGC during the last part of FY 2021-2022, and at its July 2022 meeting adjusted designations according to new data attained after the FY 2021-2022 designations. At its July 2022 meeting, SWIA designated 11 additional LGUs under Identification Criterion 3, which provides Criteria Assessment scores. These Criteria Assessment scores provide a score based upon criteria related

¹⁴ The VUP fulfills SWIA duties shown in G.S. 159G-71(5) & (12).

¹⁵ Members of the VUC are Shadi Eskaf, Leila Goodwin, Maria Hunnicutt, and Ed Goscicki.

to the infrastructure, organizational, and financial aspects of the utilities in LGUs.¹⁶ In September, SWIA designated as distressed five more LGUs, which had exceeded the Assessment Criteria thresholds for the first time and had requested designation.¹⁷ In the spring of 2023, DWI and LGC staff commenced their third reassessment and in May 2023 notified LGUs exceeding the limit for the first time via Identification Criterion 3. SWIA will review LGUs proposed for designation as distressed at its July 2023 meeting, which is beyond the scope of this annual report. SWIA also considered its first potential distressed designations for LGUs using Identification Criterion 4 (Other Information). SWIA designated one LGU as distressed under this criterion and did not designate a second LGU under this criterion. As of June 2023, a total of 131 LGUs have been designated as distressed.

Viable Utilities Committee. The VUC also discussed with DWI staff potential issues associated with determining whether county water and sewer districts, which may or may not report their finances separately to the LGC, can be determined to be distressed, and the ability of counties to request VUR funding. The VUC provided guidance on how to assess these water and sewer districts to determine whether they might be recommended for designation as distressed. The VUC also began discussing potential changes related to the Viable Utilities Priority Rating System and how to prioritize funding for LGUs designated as distressed, particularly those under the fiscal control of the LGC. These discussions will continue in FY 2023-2024.

Education. G.S. 159G-45(b)(2) requires that any LGU designated as distressed undergo initial education related to utility viability. Both SWIA and LGC approved the scope and delivery mechanism in FY 2021-2022. Division staff provided an education update to SWIA at its April 2023 meeting. For more details related to the VUP education program, please see Section 7.3.1 of this report.

2.1.4 Other SWIA Activities

The State Water Infrastructure Authority also undertook additional activities as part of their powers and duties as described in G.S. 159G-71 (see Appendix D). The paragraphs below describe those additions.

Development of Lead Service Line Replacement Priority Rating System. As part of the BIL funding, SWIA developed a Priority Rating System for the Lead Service Line Replacement (LSLR) Priority Rating System. SWIA approved the draft Priority Rating System at its February 2023 meeting and then approved a final Priority Rating System, which incorporated comments from public review, at its April 2023 meeting. DWI staff have begun implementing this Priority Rating System and will be bringing applications to SWIA for award consideration on a rolling basis, beginning in September 2023. This meeting is beyond the scope of this annual report.

Development of Priority Rating Systems for the LASII program. Since the ARPA administration plan contained funding for stormwater in the LASII program, SWIA needed to develop Priority Rating

¹⁶ The LGC provided its approval at its August 2022 meeting.

¹⁷ The LGC provided its approval at its September 2022 meeting.

Systems for both construction and planning projects. DWI staff presented drafts of these Priority Rating Systems to SWIA during the latter part of FY 2021-2022, and at its July 2022 meeting, SWIA approved the final Priority Rating Systems. During the Fall 2022 application intake cycle, DWI staff received their first round of stormwater construction and planning applications, and SWIA made their first awards for the LASII program at their February 2023 meeting (see Section 2.1.1).

Funding Cap Increases. In December 2022, SWIA heard from DWI staff about the need to increase the funding caps associated with the CDBG-I program. These increases were proposed by DWI staff to cover rising construction costs. SWIA approved this cap increase from \$2 million to \$3 million per eligible applicant.

Engagement with Local Government Units. During FY 2022-2023, SWIA also had the opportunity to hear from several LGUs and the N. C. Department of Environmental Quality (DEQ) related to their experiences with utility management and the challenges facing utilities across the state.

Town of Nags Head. At its September 2022 meeting, SWIA members heard from the Town of Nags Head about their onsite septic program. Nags Head,



a town of 3,000 permanent residents with a seasonal population increase up to 40,000 people, relies entirely upon septic systems for their wastewater disposal. The Town developed a septic health initiative that developed in a “One Water” approach to managing its utilities. This included a public education campaign to raise awareness associated with managing and operating onsite septic systems.

Lumber River Council of Governments. At its April 2023 meeting in Wilmington, SWIA had the opportunity to learn more about the regionalization efforts associated with LGUs involved in a regionalization project with the Lumber River Council of Governments (LRCOG). Representatives of the LRCOG, along with the Towns of Fair Bluff and Fairmont, shared the status of a regionalization project utilizing AIA and MRF funding that will serve as the basis for the potential consolidation of six LGUs within Robeson and Columbus Counties into a single utility.



Cape Fear Public Utility Authority. Representatives of the Cape Fear Public Utility Authority (CFPUA) discussed their work to address drinking water issues associated with emerging contaminants. The Executive Director shared the challenges facing the CFPUA and the way the CFPUA added additional treatment technologies to remove emerging contaminants from their drinking water, with great success. Overall, the construction costs of the new treatment system were \$43 million, and the annual operating costs are between \$3 million and \$5 million a year.



NC Department of Environmental Quality (DEQ). DEQ Toxicology experts provided additional background information related to the challenges surrounding emerging contaminants such as PFAS and GenX in drinking water supplies across the state. They shared the history of these emerging contaminants and how DEQ has been working to assist LGUs in addressing this issue by providing research and technical support.



2.2 Challenges Identified by SWIA

In FY 2022-2023, SWIA identified three challenges that required its focus: (1) enhancing access to funding for equity and environmental justice considerations; (2) preparing for the receipt of applications for the LSLR program under BIL; and (3) preparing for funding dedicated to emerging contaminants. This section discusses these challenges and the manner in which SWIA has addressed them and/or will address them.

Challenges Identified by the SWIA

- Addressing how to improve prioritization to enhance access to serve or benefit disadvantaged areas
- Addressing the need to provide funding for lead service line replacements
- Addressing the need to provide funding for emerging contaminants

2.2.1 Enhancing Access to Funding for Equity and Environmental Justice Considerations

Within a few weeks of taking office, President Biden established the Justice40 Initiative, which is a whole-of-government effort to deliver at least 40 percent of the overall benefits from federal investments to disadvantaged communities.

Additionally, DEQ has recognized the need to address environmental justice as part of its mission. It developed a definition of Potentially Underserved Block Groups¹⁸ and utilized DEQ’s Community Mapping System as a way to implement the definition. This Community Mapping System enables interested parties to locate these areas geographically.

SWIA and DWI staff created additional line items as one way to enhance access to funding for disadvantaged communities and areas.

Further, BIL requires that significant amounts of SRF funding be awarded in additional subsidies to disadvantaged communities, with a request to all states to reconsider its definition of disadvantaged communities to encompass additional considerations. Many states, including North Carolina, have recognized that while some LGUs do not qualify as disadvantaged communities when assessed as a

¹⁸ A Potentially Underserved Block Group relates to the share of nonwhites and Hispanic or Latino (of any race) that is over 50 percent or at least ten percent higher than the County or State share, and the share of population experiencing poverty is over 20 percent or at least five percent higher than the County or State share.

whole LGU, many have disadvantaged areas within their boundaries where residents face similar affordability and access to service challenges as others in LGUs that qualify as disadvantaged communities.

DWI staff and SWIA recognized the need to ensure that disadvantaged communities and disadvantaged areas have access to funding to address their infrastructure needs. Obstacles in applying for funding or preparing applications that score sufficiently to be competitive should be removed.

DWI staff proposed, and SWIA approved, additional line items in the drinking water and wastewater construction Priority Rating Systems to address the need for funding to disadvantaged communities and areas. One line item, in Project Purpose, enabled applicants to claim points for projects that would provide service to disadvantaged areas. Guidance related to another line item in Project Purpose addresses distressed LGU meter replacement projects. In the Affordability category, DWI staff continued utilizing the Affordability Criteria, and SWIA approved an additional line item for projects addressing disadvantaged areas within an LGU that might not qualify for the affordability criteria. These changes were approved by SWIA in July 2022 and implemented for the Fall 2022 application intake. Several applicants successfully claimed points under these line items.

2.2.2 Funding Dedicated to Lead Service Line Inventory and Replacement

Long before Flint, Michigan’s water crisis, lead service lines (LSLs) have been an issue that environmental agencies across the country, as well as the U.S. Environmental Protection Agency (USEPA), have needed to address. The President signed into law the Infrastructure Investment and Jobs Act of 2021, also known as the Bipartisan Infrastructure Law (BIL). Part of BIL includes specifically appropriated SRF program funds with additional subsidies to address LSL inventorying and LSLR. Coincidentally, the revised Lead and Copper Rule requires all public water systems to identify and inventory LSLs by October 2024. BIL funding can be used to assist public water systems to achieve this regulatory requirement and to replace known LSLs.

SWIA has approved a Lead Service Line Priority Rating System that DWI staff has begun using to solicit BIL funding related to lead service lines.

As a temporary, stopgap measure until a separate LSLR Priority Rating System could be developed, SWIA approved adding line items in the Priority Rating Systems for drinking water and wastewater projects that addressed LSLs, further prioritizing those projects for SRF and SRP funding. Category 1 (Project Purpose) has a line item that was modified to include lead service lines (drinking water projects only) and would enable an applicant to claim eight additional points (out of 25 points available for this category) for LSLR. Category 2 (Project Benefits) added a line item that provided ten points (out of 35 available to be claimed) if the project would eliminate LSLs (drinking water projects only). Also, as part of AIAs awarded for funding from ARPA funds, the SWIA awarded AIA projects that would enable LGUs to conduct LSL inventories.

SWIA developed a Priority Rating System for Lead Service Lines. This Priority Rating System is separate from the drinking water and wastewater Priority Rating Systems and focuses specifically on projects that would replace LSLs, inventory LSLs, or inventory and replace LSLs. In February 2023, DWI staff presented a proposed Priority Rating System to SWIA, which approved it to go to public comment. The public comment period opened on March 7 and closed on April 7. DWI staff incorporated changes based on the public comment period into a final Priority Rating System, which SWIA approved at its April 2023 meeting.

Since the approval of the final Priority Rating System, DWI has been accepting project solicitations. These project solicitations will be used to request capitalization grant funding from the USEPA. Once this funding is received, the solicitations will be converted to applications. DWI staff will continue taking applications for LSL inventorying and LSLR throughout FY 2023-2024.

2.2.3 Preparation for Funding Dedicated to Addressing Emerging Contaminants

Emerging contaminants have been an issue of increasing concern across the country, especially in North Carolina where GenX has been a concern for the past several years. BIL provides funding in the form of additional subsidies, through the SRF programs, to address this issue. In June 2022, USEPA revised Health Advisory Levels for four emerging contaminants, significantly lowering the thresholds at which emerging contaminants are deemed to be a concern. In March 2023, USEPA released proposed maximum contaminant levels (MCLs) for two PFAS compounds, and a Hazard Index for a combination of four other PFAS compounds.

In support of addressing these concerns, SWIA finalized Priority Rating Systems for wastewater and drinking water projects and the CDBG-I Priority Rating System as a way to prioritize funding from the base SRF and the BIL General Supplemental SRF funds. At its July 2022 meeting, SWIA approved a final Priority Rating System for drinking water and wastewater projects and the Priority Rating System for the CDBG-I program that addressed emerging contaminants. Category 2 (Project Benefits) was modified by increasing a line item related to health advisory levels (drinking water only) to ten points out of 35 possible points and the CDBG-I Priority Rating System also modified a line item so applicants could potentially receive more points (ten points out of a maximum of 20 points) for emerging contaminants.

At SWIA's April 2023 meeting, DWI staff proposed additional modifications to the Priority Rating Systems for drinking water and wastewater construction projects. These modifications included adding line items in Category 1 (Project Purpose) that would specifically address PFAS emerging contaminants. Project points in these particular line items would potentially range from two points to 20 points depending upon the line items successfully claimed (drinking water projects only). Additionally, DWI staff proposed modifications to Category 2 (Project Benefits) by adding three line items that would enable applicants to claim points for portions of a project that would address PFAS

SWIA approved draft revisions to Priority Rating Systems related to drinking water and wastewater that contain new line items related to emerging contaminants.

contamination issues. Points for these line items potentially range from two points to ten points and would be available for both drinking water and wastewater projects. While the CDBG-I program does not contain BIL funds, similar modifications were made to the Priority Rating System for CDBG-I. Category 2 (Project Benefits) was modified to add the same line items that were added to the Priority Rating Systems for drinking water and wastewater.

SWIA approved these draft Priority Rating Systems at its April 2023 meeting. On June 1, Division staff released the draft intended use plans (IUPs) related to the BIL funds for emerging contaminants for public comment. These IUPs contained the approved draft Priority Rating Systems for drinking water and wastewater projects. At the same time, DWI staff released the approved draft Priority Rating System for the CDBG-I program for public comment. The comment period closed on June 30, and DWI staff will present final Priority Rating Systems for SWIA review and approval at its July 2023 meeting. The results of this meeting are beyond the purview of this annual report.

2.2.4 Working with Local Government Units to Gain Economies of Scale

One of the biggest utility management challenges in the state revolves around very small LGUs that have water and/or wastewater utilities. Many of these LGUs have been losing revenue over the past several years due to out-migration, lower water use, and loss of either industry or agriculture. Due to these challenges, these LGUs have foregone regular maintenance on their water and/or wastewater systems and have not raised rates to a level needed for proper operation, maintenance, and replacement of equipment within their systems. Many of these LGUs have already been designated as distressed by SWIA and LGC.

In 2017-2020, DWI worked with a group of LGUs within the southeastern part of the state (Towns of Fairmont, Fair Bluff, Cerro Gordo, Boardman, and Proctorville¹⁹), all with water and sewer services to provide to its citizens. DWI called this project the Fair Bluff Initiative. Results of detailed above-ground infrastructure studies and mapping of below-ground infrastructure yielded water and sewer bills that would be unattainable for the number of users in all of these LGUs. Six years after the start of the Fair Bluff Initiative, the LRCOG applied for and received two AIA and two MRF grants to complete the asset inventory condition assessment for these LGUs, along with the Town of Rowland. Additionally, the MRF grants will enable the LRCOG to serve as a coordinator for the LGUs as they work to move forward with a potential regional system. The goal of these MRF studies is to come up with a solid way forward to come to an agreement on what this regional system would look like.

To date, other partnerships across the state have begun, including partnerships in the Cleveland County area, Wayne County, and Martin County. While LGUs within these areas are collaborating, the process takes time, and talks have already been underway for two years.

¹⁹ Proctorville only has sewer. Water is provided by Robeson County.

The goals of all of the partnerships are worthwhile, and SWIA wanted to emphasize that developing utility management solutions that are sustainable for the long term takes not just months but years to develop and complete.

2.2.5 Funding Distressed Local Government Units

LGUs designated as Distressed face significant financial challenges in addressing all of their infrastructure needs and in implementing planning programs and infrastructure projects to ensure the long-term viability of their drinking water and wastewater systems. During FY2022-2023, applications for funding were received from and considered for 109 of the state’s 131 Distressed LGUs (83 percent). SWIA awarded \$466.6 million in drinking water, wastewater, AIA and MRF grants and loans to 89 of the Distressed LGUs that submitted applications (82 percent). Funding demand among the Distressed LGUs far exceeded funding availability, as the 109 applicants requested approximately \$1.15 billion in funding assistance during the fiscal year.

While the number of distressed LGUs continues to grow, post-ARPA funding for distressed utilities, particularly in the Viable Utility Reserve, will be significantly less than what it has been. The distressed LGUs must complete statutory requirements such as developing an asset inventory, which requires funding. Division staff continue to work with these LGUs by providing guidance, including review of draft applications in preparation for submittals.

2.3 Next Steps and Recommendations

As shown in previous sections of this chapter, SWIA has begun several tasks that will continue into FY 2023-2024. This section discusses the steps that will be taken in the coming fiscal year.

2.3.1 Next Step – Funding Decisions and Application Intake for Construction Projects, Including Projects that Address Emerging Contaminants, and Stormwater Planning Projects

On May 1, 2023, DWI staff completed application intake for its water and wastewater programs and the remainder of its LASII stormwater program for planning grants. SWIA will make awards for these applications at its July 18-19, 2023, meeting. Funding will come from

Next Steps for SWIA in Fiscal Year 2023-2024

- Make funding decisions and approve Priority Rating Systems to use for application intake, including projects related to emerging contaminants and stormwater projects
- Update plans for prioritizing VUR funding
- Approve funding decisions related to BIL lead service line inventory and replacement
- Implement the decentralized wastewater treatment pilot program (pending demand)
- Begin reviewing and updating the Master Plan

CDBG-I, the base and BIL General Supplemental SRFs, DWSRF Emerging Contaminant Fund, CWSRF Emerging Contaminant Fund, and LASII stormwater planning grants.

Additionally, DWI staff will be presenting changes to the Priority Rating Systems for water and wastewater projects (including changes related to emerging contaminants), CDBG-I program, and LASII construction and planning. It is anticipated that these Priority Rating System changes will be approved by the SWIA at their July 2023 meeting. DWI staff will train potential applicants on these revised Priority Rating Systems, and the Fall 2023 application intake will end on October 2, 2023. SWIA will make funding decisions based upon DWI staff recommendations at its February 2024 meeting. Another application intake will occur in the Spring of 2024, with funding decisions being made by SWIA in July 2024.

2.3.2 Next Step – Update Plans for Prioritizing Viable Utility Reserve Funding

As the VUP develops, DWI staff have acknowledged the need to continue to review and modify the drinking and wastewater Priority Rating Systems. Plans are underway to hold a VUC meeting in August 2023 to address ways in which these Priority Rating Systems may be modified to better address funding needs of distressed LGUs.

2.3.3 Application Intake and Funding Decisions for the BIL Lead Service Line Replacement Program

Division staff have been accepting project solicitations, which will shift to applications during the summer of 2023. DWI has been accepting these solicitations on a rolling basis and will accept applications year-round throughout FY 2023-2024. Applications will be brought by DWI staff to SWIA for award consideration on a periodic basis (nearly quarterly), with the first anticipated awards being made in September 2023.

2.3.4 Next Step – Implement Decentralized Wastewater Treatment Pilot Program

During FY 2022-2023, DWI staff worked with the Onsite Wastewater Protection Branch of the N.C. Department of Health and Human Services to develop the Decentralized Wastewater Treatment Pilot Program. Though SRF funds for this program were available, DWI staff received no applications. DWI will continue to offer these funds, and depending on the results, SWIA will determine if CWSRF funding can become a definitive way to address issues related to onsite and

Summary of SWIA Recommendations

- Continue funding the LASII program
- Continue funding the CDBG-I program and provide a recurring source of funding for the VUR
- Provide a source of funding for LGUs that do not meet the ARPA deadline
- Limit or eliminate pre-allocation of project funding

decentralized wastewater systems. DWI staff have held productive meetings with an interested party in July 2023, potentially indicating that there may be an application for this pilot program during FY 2023-2024.

2.3.5 Next Steps – Update of Master Plan

In 2017, DWI staff developed “North Carolina’s Water and Wastewater Infrastructure Master Plan: The Road to Viability” (Master Plan). This plan provides a framework for best management practices related to the infrastructure, organizational, and financial aspects of utility management. DWI staff have recognized the need to update the Master Plan and plan to begin the process in FY 2023-2024.

2.3.6 Recommendation – Continue Funding the Local Assistance for Stormwater Infrastructure Investment Program

During FY 2022-2023, SWIA made its first awards related to the LASII program for construction projects, developing and implementing a new stormwater utility, and planning grants. During its May 1, 2023, application intake, DWI received additional applications for the remaining portion of the LASII planning grant funds that were not awarded at the February 2023 SWIA meeting. All of the construction funding was awarded at the February meeting along with most of the LASII planning grant funding. Figure 2.10 shows a breakdown of the amount of LASII funds awarded²⁰ overall and the number of requests that were not funded.

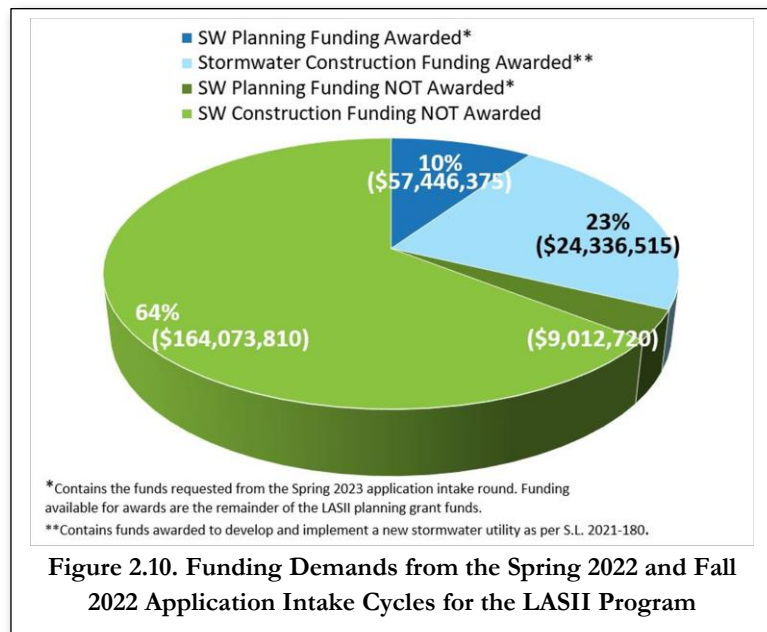


Figure 2.10. Funding Demands from the Spring 2022 and Fall 2022 Application Intake Cycles for the LASII Program

Overall, because LASII funds were limited, SWIA awarded only 32.1 percent of the of the approximately \$254 million in requests from the LASII program over both funding rounds the program was offered. Of the stormwater construction requests, 67 percent of the requests were not funded.

Stormwater continues to remain a large issue for many LGUs within the state, even the larger ones. The demand for construction funding far exceeded availability. While SWIA awarded most of the funding requests of the planning portion of LASII funds, the demand for this type of funding will continue to remain high since proper planning results in the best use of limited construction dollars.

²⁰ For LASII-P, the funds awarded include funds that are anticipated to be awarded in the Spring 2023 funding round.

SWIA recommends that the NCGA continue to fund all aspects of the LASII program.

2.3.7 Recommendation – Continue Funding the CDBG-I Program and Provide a Recurring Source of Funding for the Viable Utility Reserve

Due to the ARPA funds that were available during FY 2022-2023, demand for the CDBG-I program decreased, and SWIA did not award all of this funding at its February 2023 meeting, as is typical. However, demand has once more increased, and during its application intake, DWI staff received more requests for funding than what is available.

Additionally, a large portion of ARPA funds were awarded by SWIA from the VUR program. During application intake for the Spring of 2022 and Fall of 2022, which included the ARPA funding, DWI received over \$1.2 billion in funding requests from distressed LGUs, which are LGUs that are eligible for the VUR according to current policy. SWIA awarded all of the VUR funds during the two cycles, which totaled approximately \$267 million in both construction projects and planning projects. This shows that the demand for VUR funds was about five times the supply of the funds from the VUR, even with ARPA funds being allocated to the VUR.

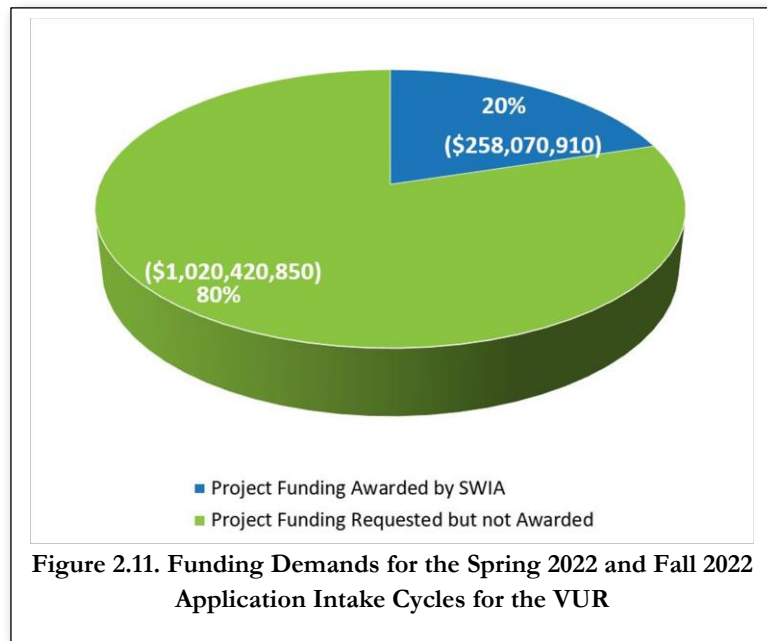


Figure 2.11. Funding Demands for the Spring 2022 and Fall 2022 Application Intake Cycles for the VUR

While SWIA was able to award funding from other programs for some of these applications, especially planning grants, the vast majority of construction projects were not funded. Figure 2.11 shows that percentage of projects that were awarded VUR funds versus those that did not receive awards from the VUR.

SWIA recommends that the NCGA continue to fund the VUR and to provide a recurring source of funding.

2.3.8 Recommendation – Provide a Source of Funding for Local Government Units that Do Not Meet ARPA Deadlines

Since the inception of funding projects using ARPA funds, SWIA has repeatedly voiced concerns related to the ability of recipients to expend funds by the federally-mandated deadline of December 31, 2026. This may be due to a variety of circumstances such as consulting firm capacity, contractor capacity, and materials availability. One or more of these variables may impact construction

completion, and if projects are not completed by the deadline, then the remaining ARPA funds revert back to the U.S. Treasury, forcing the recipients to look for alternative sources of funding to complete their projects. The federal government has given no indication of extending this deadline.

To complete these projects, SWIA recommends that the NCGA consider providing funding in FY2024-2025 or FY 2025-2026 to enable any projects that are not able to complete their projects by December 2026 to switch funding sources and be able to complete their projects without the need to reduce scope or leave a project unfinished.

2.3.9 Recommendation – Limit or Eliminate the Pre-allocation of Project Funding

The State Water Infrastructure Authority notes that this recommendation has been included in each of its reports over the past four years, and this issue continues to be of concern. As part of the S.L. 2021-180 ARPA funds DWI received for water, wastewater, and stormwater funding, excluding transfers to other agencies and administrative costs, 53 percent of the funds (\$839.6 million) available were directly appropriated for LGUs in S.L. 2021-180. For SL 2022-74, 53 percent of the funds (\$386.9 million) available

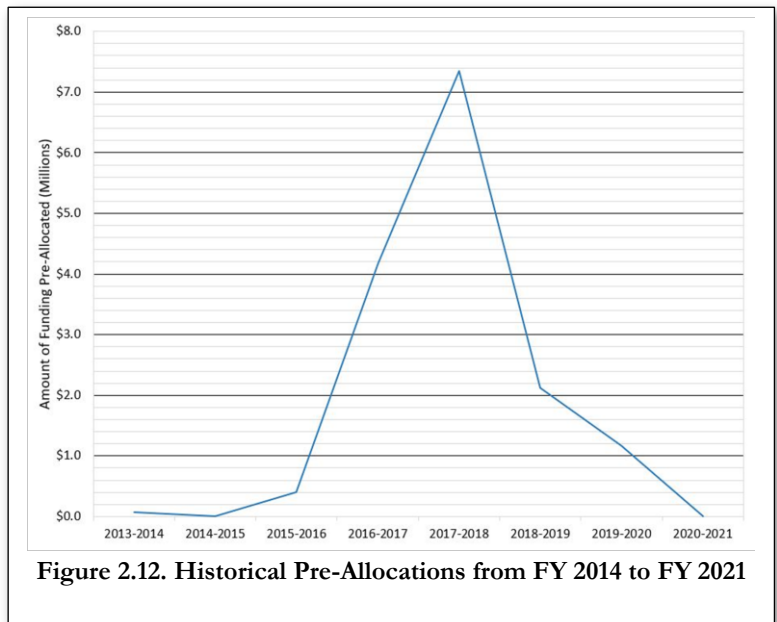


Figure 2.12. Historical Pre-Allocations from FY 2014 to FY 2021

were directly appropriated. Due to ARPA, these funding amounts far exceed the earmarks available historically over the life of SWIA (see Figure 2.12). As shown in the figure, pre-allocated funding peaked in FY 2018 before decreasing.²¹ The American Rescue Plan Act increased the amount of pre-allocated funding by an order of magnitude of a hundred.

While a few earmarks included specific scopes, most did not. The amount of funding for both S.L. 2021-180 and S.L. 2022-74 that was pre-allocated (\$1.2 billion) exceeds the amount which was available for competitive funding (\$1.1 billion) by over \$126 million (see Figure 2.13 on the next page). Funding requested from non-distressed LGUs for the Spring 2022 and Fall 2022 application cycles

²¹ These funds were provided outside of G.S. 159G and were not historically tracked as part of the annual report.

totalled approximately \$5.4 billion. Figure 6.3, found in the chapter for the State Reserve Program, and Figure 7.2, found in the chapter for the Viable Utility Reserve, show the location of these projects.

As of June 2023, almost all of the earmarked funds from SL 2021-180, save for approximately \$11,000, had been requested by recipients. At the end of June 2023, these funds will be shifted to competitive funding. S.L. 2022-74 also included \$386.9 of pre-allocated funding. As of June 2023, \$308,524,893 has been requested by recipients, leaving less than 20 percent unclaimed. Reducing or eliminating pre-allocated funding would help bridge the gap between the funding available via the competitive process and the funding demand.

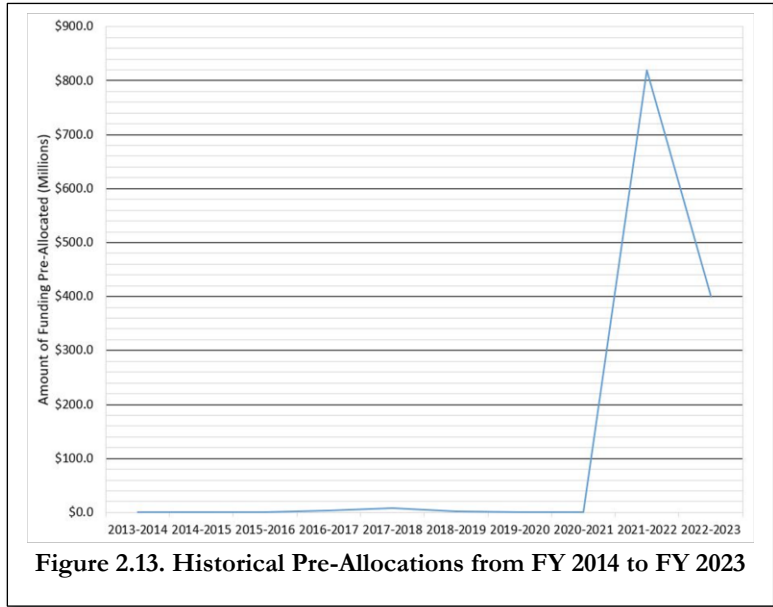


Figure 2.13. Historical Pre-Allocations from FY 2014 to FY 2023

SWIA recommends that the NCGA eliminate or reduce the amount of pre-allocated funding.

3.0 Clean Water State Revolving Fund

The Clean Water State Revolving Fund (or CWSRF) represents a long-term investment in wastewater infrastructure by state and federal governments. Since its funds are revolving and not subject to budgetary pressures, it provides some of the most reliable funding for recipients to use for wastewater infrastructure improvements.

This chapter details the annual activities of the CWSRF program. The CWSRF offers loans to recipients at interest rates lower than market rates for clean water infrastructure such as collection systems, wastewater reclamation facilities, and green infrastructure such as stormwater best management practices and stream restoration. Because of the revolving nature of the program, as a recipient repays the loan, all loan repayments go back into the CWSRF and are loaned out again. Highlights of the CWSRF program this past year include the following:

- The Authority awarded approximately \$211.3 million of CWSRF funds.
- Approximately \$8.8 million of the \$211.3 million of CWSRF funds were principal forgiveness (F) funds targeted at smaller, economically distressed local government units (LGUs).
- The Division of Water Infrastructure (DWI) has exceeded a cumulative total of \$2.70 billion in binding commitments since the inception of the program.
- Division staff continued outreach efforts by offering application training for those interested in the program.
- The State Water Infrastructure Authority (SWIA) awarded the first funding from the Bipartisan Infrastructure Law (BIL) supplemental fund. Division staff began administering this funding.
- Division staff proposed a Priority Rating System (PRS) for the Lead Service Line Replacement portion of BIL funding, and the SWIA gave final approval. Division staff proposed a PRS for Emerging Contaminants (EC). At the close of the state fiscal year, this draft PRS was under public review.¹
- Division staff began preparing for new funds from the Bipartisan Infrastructure Law (BIL) by beginning the process of modifying the Wastewater Priority Rating System, which is used to evaluate applications that will be funded from the CWSRF.

As part of its operating agreement with the United States Protection Agency (USEPA) and in accordance with the Clean Water Act (CWA), the DWI must submit an annual report to the USEPA that details the activities for the state fiscal year. The most recently completed state fiscal year is FY 2022-2023, which spans from July 1, 2022 to June 30, 2023.

This chapter contains the following sections: (1) Overview of Program History, (2) Financial Information, (3) Clean Water State Revolving Fund Project Funding, (4) Environmental Benefits of

¹ The SWIA approved the final BIL-EC PRS at its July 2023 meeting, which is beyond the scope of this annual report

CWSRF Funding, (5) Distribution of Funded Projects, (6) Clean Water State Revolving Fund Programmatic Goals, and (7) Bipartisan Infrastructure Law Funding.

3.1 Overview of Program History

The CWSRF program replaced the Construction Grants Program in the late 1980s. The purpose of the grants program, established during the 1970s, was to provide funding for local government units (LGUs) to improve their wastewater infrastructure to meet what at the time were new federal mandates, including minimum treatment requirements associated with changes in the Clean Water Act (or CWA) in 1972. In 1987, Title VI of the CWA created the CWSRF program to replace the grants program as a way to establish a sustainable financial program consisting of low-interest loans to recipients for the same purpose of improving water quality and the environment.

Since the CWSRF program began offering loans in 1989, it has provided financing for wastewater infrastructure, resulting in local governments saving millions of dollars in interest costs. The savings make wastewater infrastructure more affordable for North Carolinians.

3.2 Financial Information

3.2.1 Financial History

Congress appropriates an overall CWSRF funding level that is allocated to states based on percentages in the CWA. This allocation has not been updated since the 1987 amendments. The North Carolina allocation is approximately 1.8 percent of the national appropriation. Capitalization grants, including the required state match, have provided \$1,208,251,653 (including the American Reinvestment and Recovery Act grant, the Additional Supplemental Appropriation for Disaster Relief Act (ASADRA) grant, and BIL general supplemental funds) for CWA projects since the inception of the program in 1987. However, since the CWSRF is a revolving program, these government funds have enabled \$2,698,881,161 in loan commitments over this same time period. This is due to loan repayments being loaned again, thereby providing public benefits repeatedly over time through the revolving nature of the program. If capitalization grants are increased, the program will better be able to meet infrastructure financing needs for recipients. The section on the long-term financial health of the program contains more information about the financial aspects of the program. Appendix F contains the disbursements and remaining disbursements associated with active CWSRF projects.

3.2.2 Long-Term Financial Health of Program

The CWSRF program began with the capitalization grants. Figure 3.1 shows the grants received since the inception of the program and the required 20 percent state match.

Capitalization grants, plus state match, minus the four percent administrative allowance, have amounted to \$1,170,879,217 since the inception of the program. Though capitalization grants have increased over 2009 levels, the effectiveness of those dollars is less than half that of the first capitalization grants in the late 1980s due to inflation, also indicated in Figure 3.1. Combined with the

increased awareness of clean water infrastructure needs, including aging infrastructure, the CWSRF can only meet a small percentage of infrastructure funding needs of the LGUs.

In addition to the four percent administrative allowance, the CWSRF charges a two percent fee on all loans for program administration. This fee is not financed as part of a loan and is considered program income if the loan originates from a capitalization grant. Program income is limited to use within the CWSRF by the USEPA. Fees not considered program income (i.e., from loans originating from repayment funds) may be used for other water quality purposes in accordance with USEPA requirements. Currently, a portion of these funds are used to support water quality positions within the Division of Water Resources (or DWR) that support the CWSRF program.

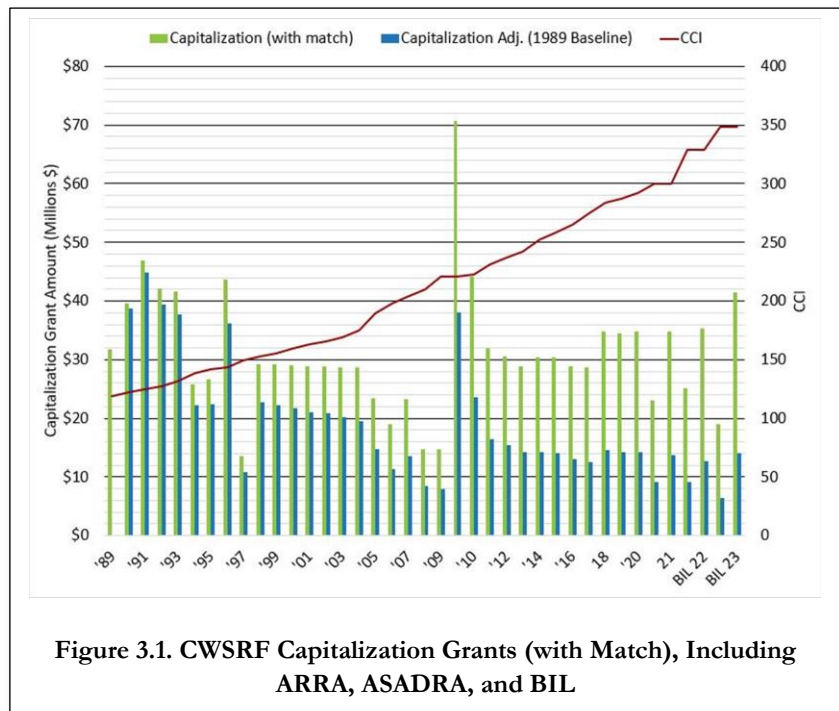


Figure 3.1. CWSRF Capitalization Grants (with Match), Including ARRA, ASADRA, and BIL

Monies being repaid into the fund from completed projects, coupled with continued capitalization of the program and cash flow modeling, have resulted in an increase of funds available for new projects. In addition, CWSRF has utilized the cash flow model to help target a portion of cash reserves (i.e., funds obligated for projects but expenses not yet incurred) for higher-bearing investment (i.e., the Long-Term Investment Fund or LTIF), compared to the standard cash account. This investment has helped offset the low interest earned on loans and in the standard cash account to maintain the value of the fund. The LTIF is maintained and managed by the State Treasurer’s Office for many funds and investments across state government. On June 30, 2023, the value of the fund for the CWSRF was \$189,548,473.45.

Figure 3.2 shows a recent fluctuation in binding commitments due to projects moving at a different pace than anticipated. This past year, while the number of projects committed slightly decreased, the amount of dollars committed increased significantly. This is due to three projects with binding commitments above \$10 million, including one \$83.0 million commitment. Also, in accordance with §603(b)(2), North Carolina continues to meet its binding commitment rate. See Appendix G for an itemized list of binding commitments for FY 2022-2023.

Figure 3.3 shows the cumulative value of loans, which has risen in the past ten years along with a nearly parallel rise in the actual disbursements. As monies are disbursed, the amount due that goes back into the program (accounts receivable) also increases. As such, even though the fund has been capitalized with approximately \$1,171,494,753 as noted above, the revolving nature of the program has allowed the program to enter into \$2,698,881,161 in binding commitments at the same time.

The American Recovery and Reinvestment Act of 2009 (ARRA) funds were provided at 50 percent principal forgiveness. Principal forgiveness does not revolve back into the funding program. Therefore, the accounts receivable line has decreased slightly.

Figure 3.4 demonstrates how the capitalization and repayments on hand (cash), and accounts receivable, have increased the value of the program (net assets) in North Carolina to approximately \$1.5 billion (See Appendix H).

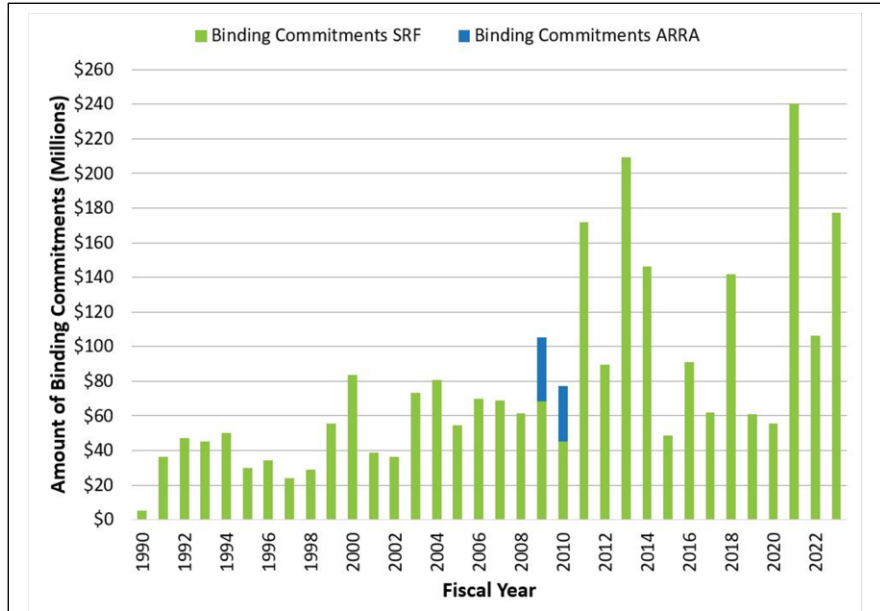


Figure 3.2. CWSRF Binding Commitments per Year

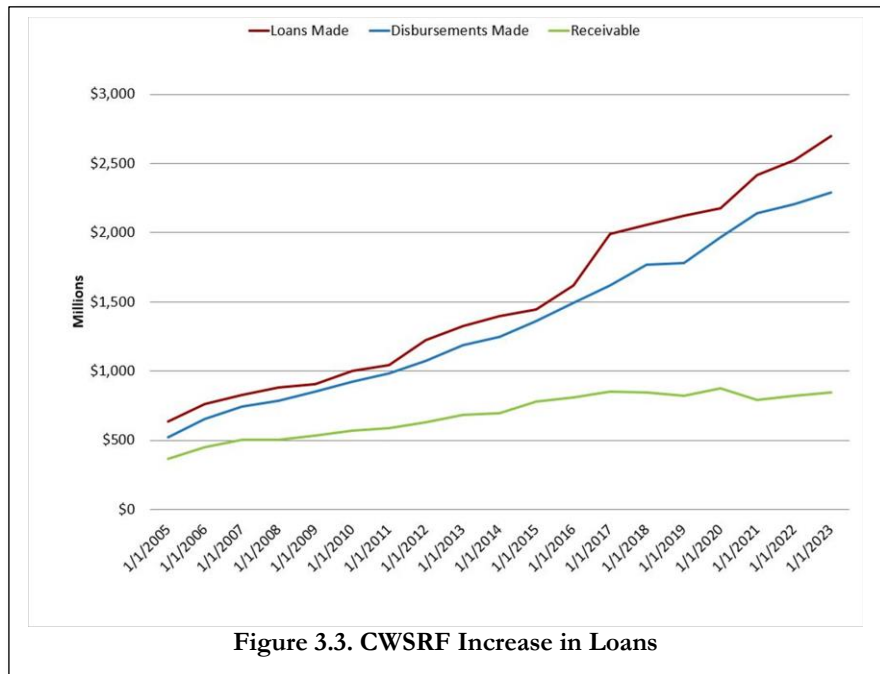


Figure 3.3. CWSRF Increase in Loans

3.2.3 Binding Commitment Requirement

In accordance with 40 CFR 35.3135(c)(3), the cumulative binding commitments (\$2,698,881,161) relative to capitalization grant payments received equals 2.72 times the total amount of federal capitalization grant payments received from the USEPA \$991,350,383). For FY 2022-2023, the DWI had 20 binding commitments, for a total of \$189,548,473 (see Appendix G).

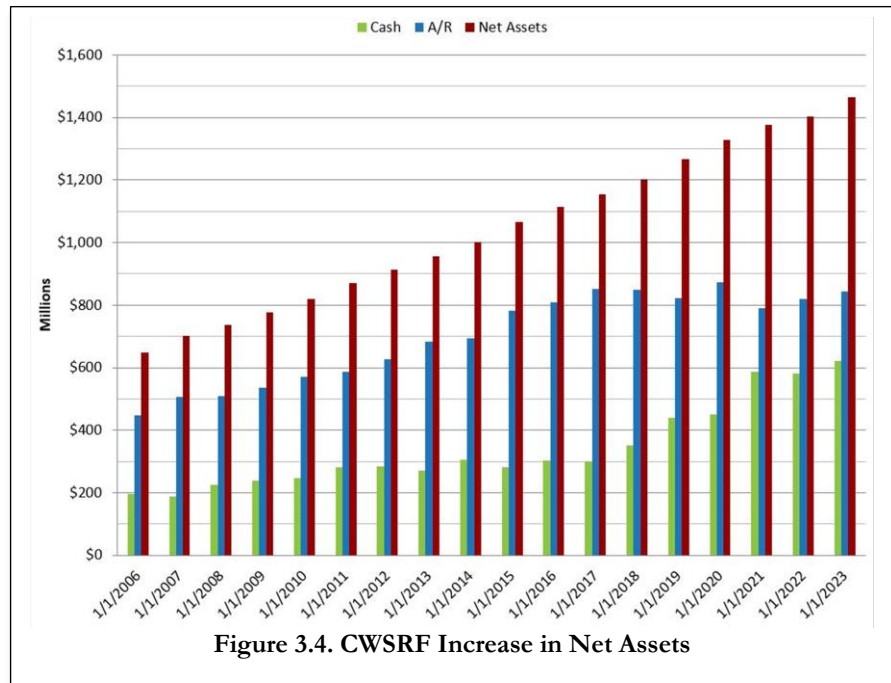


Figure 3.4. CWSRF Increase in Net Assets

The NC CWSRF continues to greatly exceed the requirements of §602(b)(3) of the Clean Water Act to make binding commitments of 120 percent of each grant payment. The most recent applicable capitalization grant payment has already exceeded the required binding commitments, with a committed amount equal to and greater than the 120 percent required.

North Carolina continues to prioritize capitalization grant funds first toward compliance, in accordance with §602(b)(5), and has matching funds available in accordance with §602(b)(2). North Carolina set a 24-month process to meet the intent of §602(b)(4) and ensure that all CWSRF funds are expended in a timely manner. The projects found in Appendix I represent Federal Fiscal Year 2022 Federal Funding Accountability and Transparency Act (FFATA) compliance.

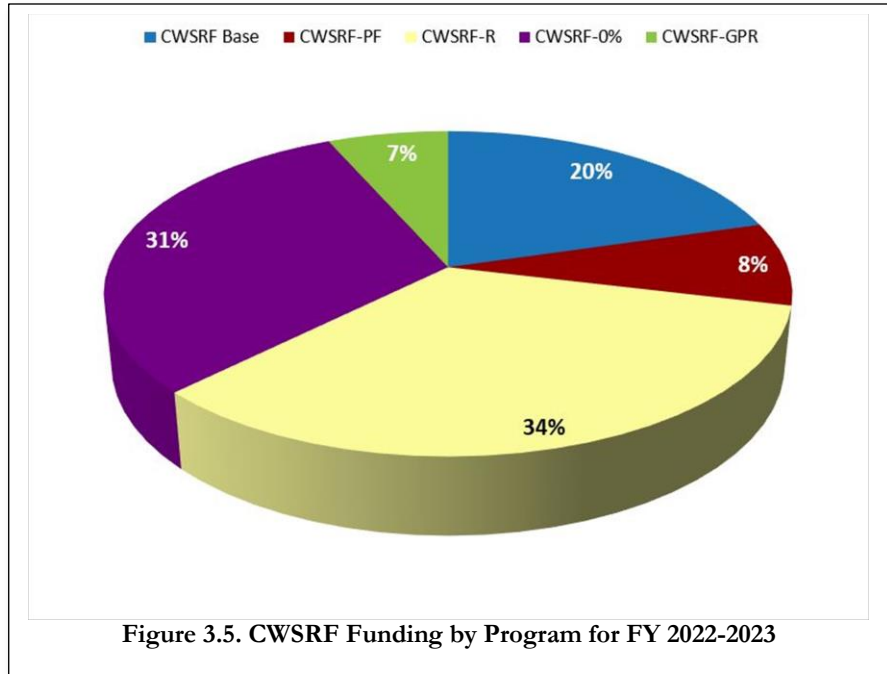
3.3 Clean Water State Revolving Fund Project Funding

There are two funding rounds each year with application deadlines, typically April 30th and September 30th.² DWI staff review and prioritize applications based on the SWIA-approved Priority Rating System (PRS) and then provide funding recommendations to the SWIA based on available funding.

Successful projects may be funded under the base CWSRF loan program or under one of the targeted-rate programs. Principal forgiveness is allowed as provided by §603(i) of the CWA. There are two targeted interest rate programs: affordability funds and a green project reserve (or GPR), both of which receive interest rate reductions. Figure 3.5 shows the percentage breakdown across the different

² If April 30 or September 30 falls on a weekend, the deadline is the next business day after the weekend.

rate programs. The following sections discuss the overall schedule and each of the four funding rate programs (base rate, principal forgiveness, affordability funding, and the GPR). Two funding cycles for FY 2022-2023 are examined in this report: awards made by the Authority in July 2022 (April 2022 application round) and February 2023 (September 2022 application round).



3.3.1 Prioritization

The PRS considers four elements of a project: (1) project purpose, (2) project benefits, (3) system management, and (4) affordability. Line items within each element have been updated to better align the scoring systems for all of the DWI’s construction funding programs so that a single application is now used for the CWSRF, DWSRF, State Reserve, and CDBG-I funding programs.

The SWIA places higher priority on projects that consolidate, repair, rehabilitate, or replace infrastructure that has already been installed for either wastewater treatment plants or collection systems, rather than on projects that are new or expansions. Projects that reduce nonpoint source pollution (e.g., stormwater best management practices) or that restore streams, wetlands, or buffers are also more highly prioritized. In FY 2022-2023, as part of state and federal priorities to benefit disadvantaged areas, such as through the Justice40 initiative, the SWIA also began prioritizing projects that extend services to disadvantaged areas and/or benefit disadvantaged areas. Figure 3.6 shows the breakdown of funded projects during FY 2022-2023 by project purpose.

The project benefits section prioritizes projects that seek to either proactively benefit the environment or correct water quality issues. For example, the SWIA more highly prioritizes projects directly benefiting impaired waters or replacing failing septic tanks. Some points are also available for projects that address enforcement documents as well as resiliency issues.

The SWIA also supports those applicants seeking to be proactive in their system management, including prioritization points for capital improvement or asset management plans and appropriate operating ratios.

The SWIA has taken into account the financial situation of applicants through affordability criteria, which consider utility bills, population changes, poverty rate, median household income, unemployment, and property valuation per capita. These parameters are compared to state benchmarks, and those applicants with criteria worse than state benchmarks receive higher priority than other applicants. Additionally, the affordability portion of the construction PRSs contain a line item related to projects that benefit disadvantaged areas.

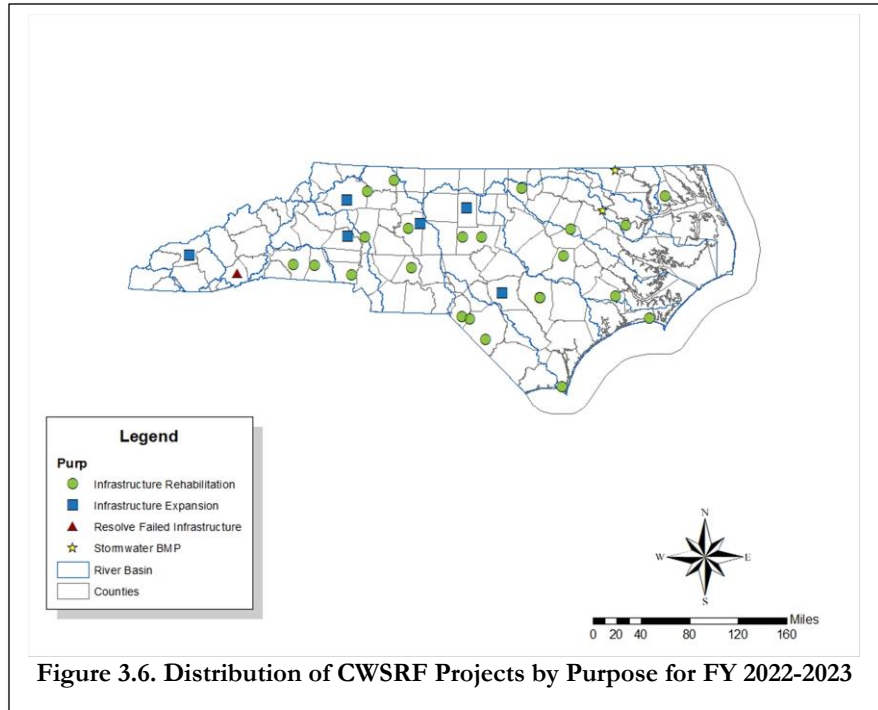


Figure 3.6. Distribution of CWSRF Projects by Purpose for FY 2022-2023

In FY 2022-2023, the SWIA completed work to modify the construction PRSs to incorporate new focuses of both the North Carolina Department of Environmental Quality (NCDEQ) and the USEPA. In July 2022, the SWIA approved the construction PRSs to include items related to lead service lines (LSLs), EC, and disadvantaged areas within communities. These PRSs also allow for the use of BIL funds (see Section 3.7 for more information related to BIL and additional changes to the PRSs related to EC.)

3.3.2 Funding Schedule

The schedule that all recipients must follow if they choose to accept CWSRF funding includes the following milestones: (1) engineering report/environmental information document approved, (2) plans and bid documentation approved, (3) Authority to Award issued, and (4) contracts executed. Milestone deadlines are measured from the date on the Letter of Intent to Fund. This system requires that both the DWI and recipient meet these deadlines as well as additional interim deadlines.

Each review cycle is at a different phase in the process. For example, projects in the September 2022 application cycle will receive engineering report approval by December 2023 with plans and bid documentation receiving approval by October 2024. These projects should begin construction by March

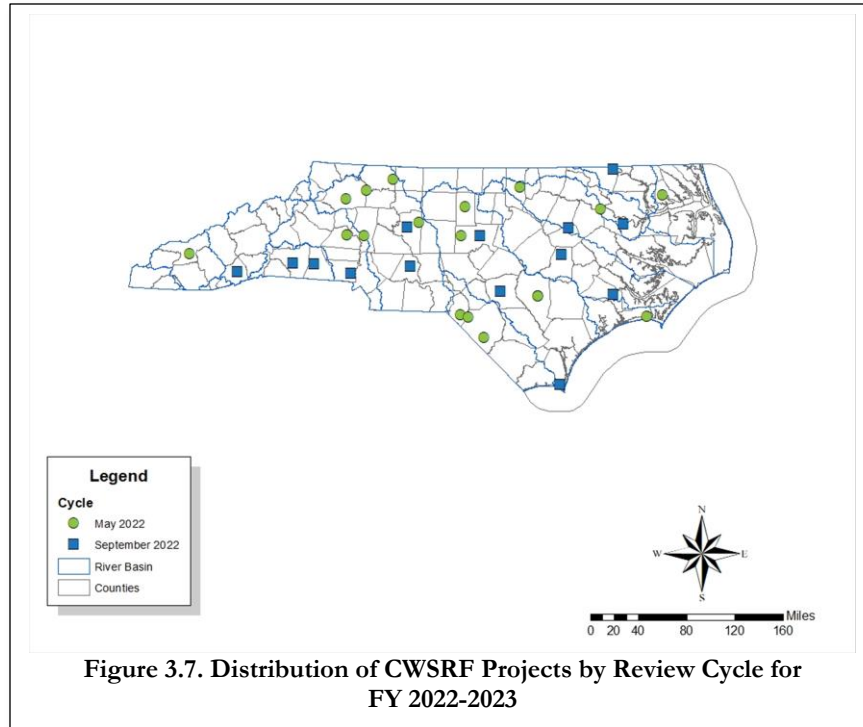


Figure 3.7. Distribution of CWSRF Projects by Review Cycle for FY 2022-2023

2025.³ A map of the projects discussed in this report is shown in Figure 3.7. Appendix J contains the status of projects from the past four fiscal years (FY 2019-2020 through FY 2022-2023).

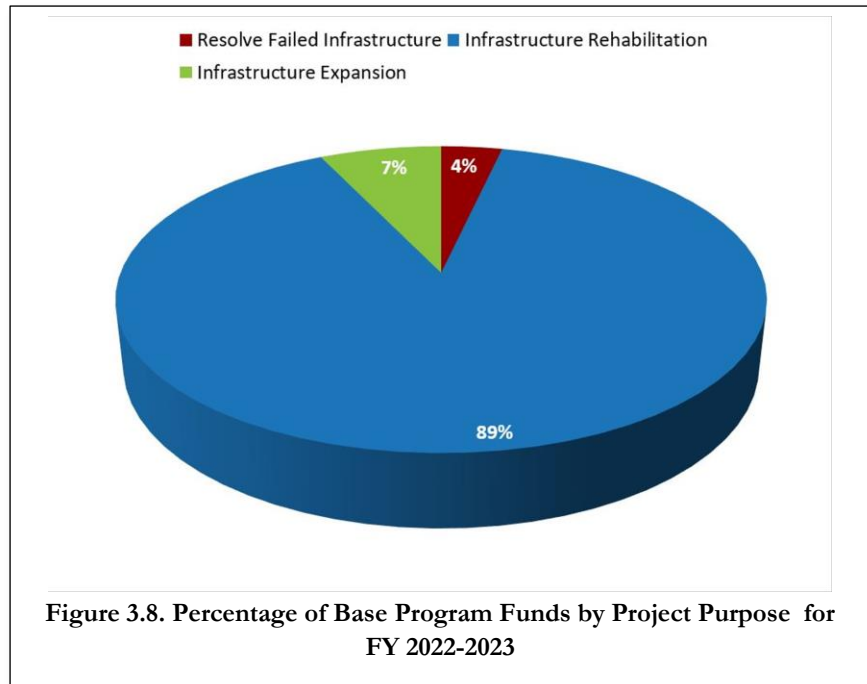
3.3.3 CWSRF Base Program

The CWSRF base program is the core of the loan program; all special programs (e.g., PF) represent a departure from the base program. The base program provides the majority of loan funds for the CWSRF. This is because not all projects meet the requirements for PF or affordability loans, including many larger projects (e.g., infrastructure expansions).

The base program offers loans at one-half the market rate as established by The Bond Buyer's 20-Bond Index. According to the intended use plan (or IUP), individual applicants may not receive a total loan amount greater than \$35 million per funding round, and a recipient may not take on CWSRF debt total exceeding \$200 million. However, there are cases where these limits may be exceeded to help ensure that all available funds are utilized during each cycle. In addition, interest does not start accruing until the contract completion date, which provides savings for the recipients. The maximum term for CWSRF loans is 20 years for the vast majority of projects. However, in 2016, the North Carolina General Assembly amended the North Carolina General Statutes such that a 30-year loan may be made for projects receiving a targeted interest rate, not to exceed the useful life of the infrastructure, so long as the Local Government Commission provides approval. In FY 2022-2023, two projects have received an extended loan term.

³ Note that CWSRF Projects co-funded with American Rescue Plan Act (ARPA) funds are put on an accelerated schedule to meet ARPA deadlines.

For the base program, three projects were funded by the base CWSRF program during FY 2022-2023, two as infrastructure rehabilitation and one as infrastructure expansion. This amount totals to approximately \$35.6 million (see Figure 3-8).



3.3.4 Principal Forgiveness

Principal forgiveness is one of the special funding methods offered by the CWSRF program due to changes in the CWA made by the Water Resources Reform and Development Act of 2014 (WRRDA) legislation. In the 2022 IUP, the CWSRF targeted a minimum of 20 percent of base CWSRF funding toward disadvantaged communities.⁴

Principal forgiveness is awarded not only based on eligibility but also on the priority of the project. A project is eligible for PF three different ways as discussed below. Principal forgiveness is not available for any projects that receive priority for the GPR.

Non-viability. For projects that eliminate a non-viable system to benefit a disadvantaged community with a financial need (see paragraph below) and that is served by a public wastewater system, the project can receive PF for the full amount of the loan or \$3 million, whichever is less.

Affordability. A project is eligible for PF if it scores points under Category 1 of the PRS, the LGU has less than 20,000 residential sewer connections, monthly utility bills greater than the state median, and three of five LGU economic indicators worse than the state benchmark. If an LGU has scored points under Category 1 of the PRS and has been designated as distressed by the SWIA and LGC, then it is eligible for PF. For these types of projects, PF ranges in 25-percent increments from 25

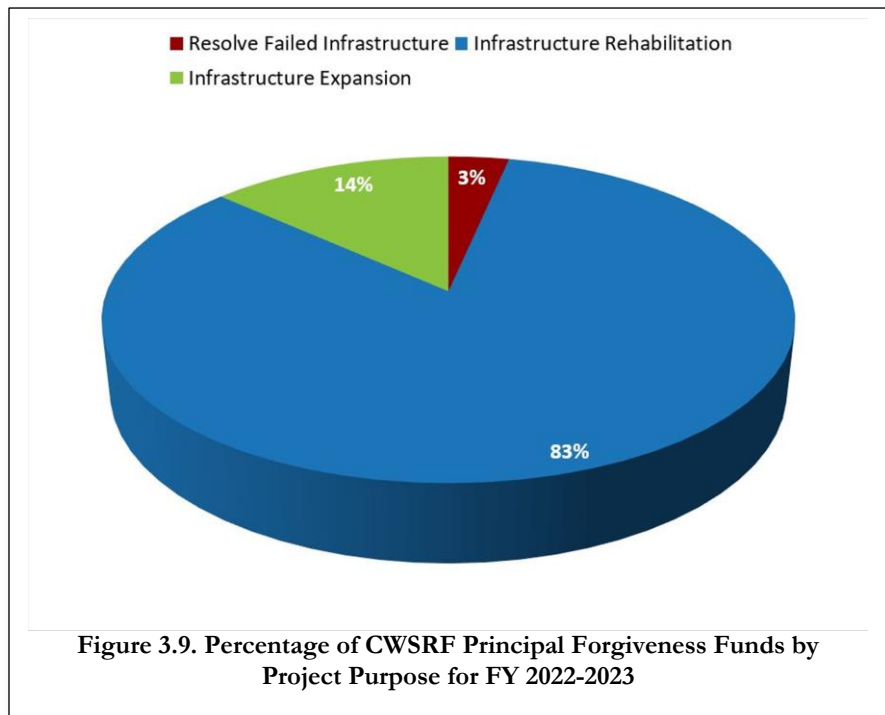
⁴ See Section 3.7.1 for PF percentages related to the BIL Supplemental Funds.

percent to 100 percent or \$500,000, whichever is less. A targeted interest rate of zero percent or one percent off the base rate will be provided for the balance of the loan (see Section 3.3.5).

Disadvantaged Areas. If at least 50 percent of project costs will benefit a disadvantaged area, then the applicant would receive PF for 50 percent of the project costs, up to \$500,000, whichever is less. A disadvantaged area is based on factors such as affordability of water and sewer service rates relative to the income of residents within the disadvantaged area, poverty rates, property values, and/or employment rates of the targeted area. Other factors that may qualify an area as disadvantaged include but are not limited to historical, cultural, linguistics, socioeconomic stressors, cost-of-living stressors, or existing contamination factors.

For projects that are eligible for PF due to affordability or disadvantaged areas as discussed above, these \$500,000 limits may be exceeded in project priority order up to the percent eligibility if PF funds are available. If funds remain after all eligible projects receive PF up to their eligibility percentages, then PF funds may be awarded in priority order in ten-percent increments. If PF funds remain after that, they may be awarded in priority order in additional ten-percent increments.

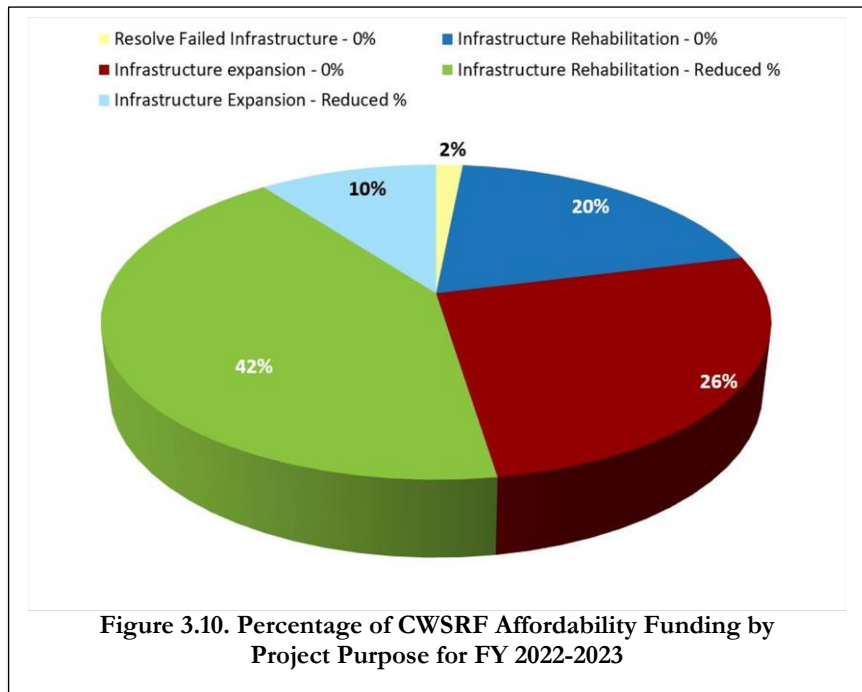
When examining the past two project cycles mentioned in Section 3.3.2 above, infrastructure rehabilitation encompassed 86 percent of principal forgiveness funds while the remaining were split between infrastructure expansion (14 percent) and resolving failed infrastructure (three percent) (see Figure 3.9). Over FY 2022-2023, 17 loans have included approximately \$14 million in PF. Note that this amount shows the total amount of PF provided by both the base CWSRF program and the BIL supplemental portion of the CWSRF. The BIL portion will be discussed in further detail in Section 3.7.1. The demand for PF has always exceeded availability.



3.3.5 Affordability Funding

The Division continued offering affordability funding loans this fiscal year for certain disadvantaged communities that meet the requirements discussed in Section 3.3.4. Affordability funding loans are available to recipients that would otherwise qualify for PF if such funds were available. This targeted loan program recognizes the continuing need for affordable clean water infrastructure in these communities in combination with a limited amount of PF available, as well as decreases in

grants offered through other funding programs. If an applicant was eligible for either 100 percent or 75 percent PF, then they would receive an affordability loan of zero percent. If an applicant were eligible for either 50 percent or 25 percent PF, then they would receive an affordability loan at one percent less than the base rate. During FY 2022-2023, eight projects received a zero-percent affordability loan while seven projects received an affordability loan at the reduced interest rate. The project purposes for these affordability loans were resolving failed infrastructure, infrastructure rehabilitation, and infrastructure expansion (see Figure 3.10 and Appendix J for further detail).



3.3.6 Green Project Reserve

Recent federal appropriations include a Green Project Reserve (GPR), which are CWSRF funds that are set aside for projects that are deemed to be green by the USEPA. Project categories prioritized by the SWIA include:

- Reclaimed water systems
- Stormwater best management practices (BMPs)
- Stream, wetland, and/or buffer restoration
- Energy efficiency and energy production wastewater infrastructure projects
- Rainwater harvesting projects

Beginning in 2010, all capitalization grants have required ten percent of the grant to be provided to green projects, subject to the availability of applications meeting these criteria. The DWI has presented information at various seminars and conferences soliciting green projects as part of the the CWSRF's outreach-focused short-term goals. Principal forgiveness is not available for GPR projects. The DWI offers one percent off the base rate for GPR loans. During FY

2022-2023, two projects received funding from the GPR at the reduced interest rate for a total of approximately \$21.2 million (see Figure 3.10). For FY 2022-2023, there were no binding commitments for GPR projects.

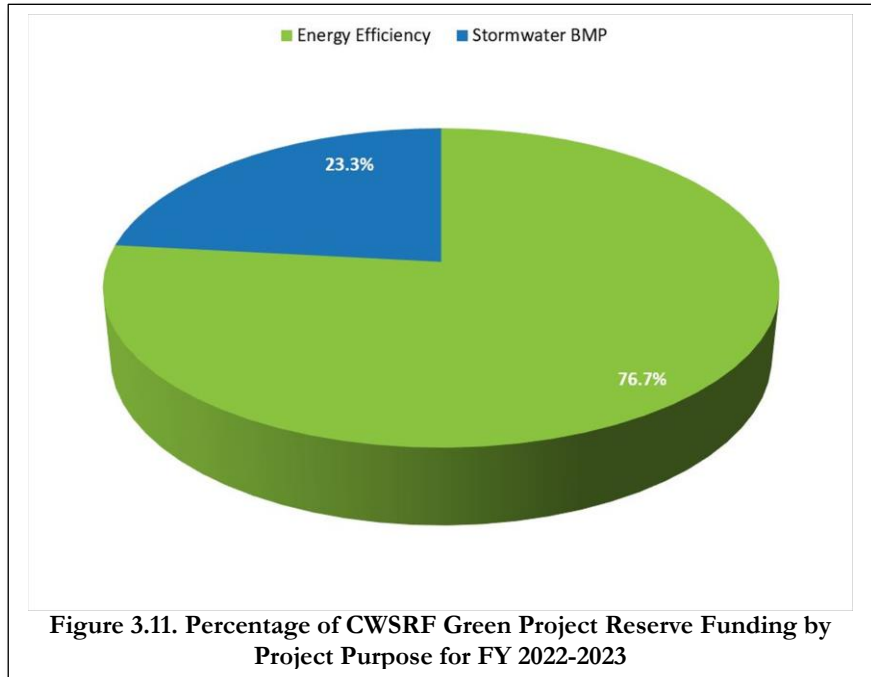


Figure 3.11. Percentage of CWSRF Green Project Reserve Funding by Project Purpose for FY 2022-2023

3.4 Environmental Benefits of CWSRF Funding

One of the primary goals of CWSRF funding is to fund projects that benefit the natural environment. Consistent with the CWSRF program's second and fifth long-term goals, SWIA includes environmental benefits in the priority points for projects that benefit groundwater and surface water quality. The prioritization described in Section 3.3.1 applied to the funding programs discussed in Sections 3.3.3 through 3.3.6.

3.4.1 Impaired Waters

The state maintains the integrated report that identifies waters that are considered to be impaired for various reasons, such as turbidity, biological integrity, or chlorophyll-a issues. The PRS specifically awards points for projects that will directly address a stream impairment.

Over the FY 2022-2023, the CWSRF program funded six projects for approximately \$46.5 million that received priority points for benefiting impaired streams.

3.4.2 Special Waters

The state of North Carolina has a variety of special waters classifications designed to add additional protections to waters deemed especially sensitive by the state, as well as waters that can and do serve as water supplies for LGUs. Such special waters include water supplies that are

essentially undeveloped, trout waters, salt waters, and waters deemed outstanding or high-quality waters.

As part of its prioritization process, the Division places higher priority on those projects that will directly benefit such waters. During FY 2022-2023, two projects received environmental benefit points related to special waters for a total of approximately \$11.6 million.

3.4.3 Other Environmental Benefits

The Division also prioritizes other benefits such as addressing violations, wastewater treatment improvements, wastewater discharge elimination, resiliency, and projects that improve energy efficiency or produce energy. Over FY 2022-2023, 28 projects received approximately \$173.8 million in funding for other environmental benefits.

3.5 Distribution of Funded Projects

Projects funded during FY 2022-2023 yielded a good spread of projects across the state. Fourteen of the 17 basins in North Carolina had at least one funded project awarded, with the most projects awarded to the Cape Fear and Yadkin basins with six and five projects, respectively. The basins receiving the highest amount of funding were the Cape Fear, Yadkin, and Lumber basins with approximately \$54.6 million, \$45.7 million, and \$17.6 million, respectively. This is mainly due to the majority of North Carolina's population living in these basins.

3.6 Clean Water State Revolving Fund Programmatic Goals

The CWA requires that the state identify the goals and objectives of the CWSRF as part of the Intended Use Plan (or IUP) for the CWSRF.

The overall goal of the CWSRF program is to provide funding for clean water infrastructure while advancing the overall mission of the Department of Environmental Quality (DEQ) to protect and enhance North Carolina's surface and groundwater resources for the citizens of North Carolina and future generations. This overarching goal is supported by several short- and long-term goals that are discussed below.

3.6.1 Short-Term Goals

As part of the Fiscal Year 2022-2023 Intended Use Plan (IUP), the DWI focused on the short-term goal (one year) of outreach to inform LGUs and other potential applicants of the availability of funding, particularly BIL funds. Application training occurred during August 2022 and March 2023 in preparation for the fall and spring funding rounds, respectively. Section 1.3 provides more information about outreach activities.

3.6.2 Long-Term Goals

In addition to the short-term goal, the DWI developed long-term goals that will be implemented over the course of several years. The following discusses each of the long-term goals and how the DWI has either begun or continues to implement these long-term goals.

Goal #1: To support NCDEQ’s Strategic Goal to Strengthen North Carolina’s infrastructure through thoughtful, strategic, and equitable investments in communities. Division staff and the SWIA supported this goal by making modifications to the drinking water PRS to include line items that would provide more credit for projects located in disadvantaged areas. Additionally, DWI staff modified this year’s IUP to include more PF funding for disadvantaged LGUs.

Goal #2: To support NCDEQ’s Strategic Goal to promote and ensure environmental stewardship and provide ... financial assistance to meet or exceed regulatory requirements and prevent pollution, with special emphasis on investing in water infrastructure in intentional and equitable ways to make sure water and wastewater projects serve communities with the greatest need. The SWIA acknowledged the need to be intentional about funding wastewater and green projects in a thoughtful way and approved PRSs that provide for intentional and equitable funding. The PRSs contain line items that specifically provide points for projects that provide service to disadvantaged communities or benefit disadvantaged areas, in addition to points for addressing SOCs.

Goal #3: To support NCDEQ’s Strategic Objective to ensure funding processes include access for underserved communities. Division staff and the SWIA supported this goal by modifying the PRSs to provide line items related to bringing service to underserved communities and disadvantaged areas.

Goal #4: To support USEPA’s Strategic Goal 5 of ensuring clean and safe water for all communities. Division staff and the SWIA supported this goal by continuing to recommend and award funding related to wastewater and green projects that would protect the environment.

Goal #5: To continue efforts to streamline the funding process to ensure funds are used in an expeditious and timely manner in accordance with Sec. 602(b)(4) of the Clean Water Act. By revising its funding process and placing all applicants on a 24-month funding schedule, the DWI has ensured that all projects move through the process in an efficient and timely manner. The DWI will continue to partner with funding recipients to help ensure that projects adhere to the schedule. At the end of FY 2014-2015, the DWI reduced CWSRF unliquidated obligations to zero. This has continued throughout FY 2022-2023.

Goal #6: Ensure the technical integrity of CWSRF projects through diligent and effective planning, design, and construction management. Through the funding process (e.g., engineering report review, plans and bid documentation review, contract review, and construction inspection), DWI staff ensure the wastewater infrastructure projects funded through the CWSRF are technically sound facilities that will be compliant with all federal and state regulations.

Goal #7: To ensure the priority system reflects the NCDEQ's and the SWIA's goals. Every year, as the IUP is prepared, the DWI reviews the PRSs utilized to score project applications. Additionally, DWI staff present recommendations related to the PRSs to the SWIA for their review and approval to be included in future funding rounds. Division staff incorporate the NCDEQ's goals, public comments from stakeholders, and previous discussion by SWIA members into the PRSs they provide to the SWIA for their review and approval. During their decision-making process, the SWIA ensures that the PRSs reflect their goals.

Goal #8: To aid compliance with state and federal water quality standards by all funded publicly owned wastewater treatment works. The DWI has taken a two-pronged approach to ensure that this long-term goal is met. First, the PRS highly prioritizes projects that will rehabilitate, replace, or repair equipment that is aging and in need of repair, which aids in the compliance of existing wastewater treatment infrastructure. Additionally, projects that benefit an impaired or sensitive water or address groundwater violations are more highly prioritized.

Goal #9: To ensure the long-term viability of the CWSRF program through effective financial practices. By changing its funding process schedule, the DWI has ensured that funds will flow out in a timely manner, and also be repaid in a timely manner. As the pace from funding to construction increases, loan repayments then begin sooner, making revolving funds available sooner for additional loans. In addition, all funds/projects are managed in accordance with federal and state requirements. All fund investments are managed by the State Treasurer's Office; however, the DWI seeks to maximize loans to LGUs, resulting in minimum fund balances managed by the treasurer's office. Funding for the program is discussed in greater detail below.

3.6.3 Minority Business Enterprise / Women Business Enterprise Goals

In the CWSRF grant agreement, the DWI negotiated the following objectives and goals related to small, minority, and women's business enterprises (MBE/WBE): a fair share objective of \$250,000 split as follows: 10.9 percent to go to MBEs and split across construction, supplies, services, and equipment and (2) 10.4 percent to go to WBEs and split across construction, supplies, services, and equipment. The total amount of MBE procurement during FY 2022-2023 was 1.30 percent. The total amount of WBE procurement was 6.02 percent.

3.6.4 Compliance with the Water Resources and Reform Development Act of 2014

As a requirement of §603(d)(1)(E) of the CWA, which was revised as part of the Water Resources and Reform Development Act (WRRDA), all loan recipients under the CWSRF program except for new treatment works projects will have to develop and implement a fiscal sustainability plan that includes (1) an inventory of critical assets, (2) an evaluation of the condition and performance of inventoried assets or asset groupings, (3) a certification that the loan recipient has evaluated and will be implementing water and energy conservation efforts as part of the plan, and (4)

a plan for maintenance, repair, and, as necessary, replacement of treatment works, and a plan for funding such activities.

Applicants who submitted applications on or after Oct. 1, 2014 are responsible for developing and implementing the fiscal sustainability plans. The DWI requires certification of the development and implementation of these plans as a condition of final payment.

The WRRDA also made permanent the provisions related to Davis-Bacon Act wage rates and American Iron and Steel. All projects must meet federal requirements for the CWSRF program such as the requirement of Davis-Bacon Act prevailing wage rates, American Iron and Steel provisions, and compliance with the Brooks Act for engineering services.

3.7 Bipartisan Infrastructure Law Funding

In 2021, Congress passed, and President Biden signed into law, the Infrastructure Investment and Jobs Act, also known as the Bipartisan Infrastructure Law (BIL). The BIL appropriated funding over a five-year period (FY 2022-FY 2026). This funding was broken out over three programs. These programs include funds that supplement the CWSRF program as described in Sections 3.1 through 3.6, funding dedicated to addressing emerging contaminants (EC), and funds dedicated to lead service line removal (LSLR). The LSLR funding will be discussed in Chapter 4, as it pertains only to the DWSRF while the EC funding pertains to both CWSRF and DWSRF.

3.7.1 Bipartisan Infrastructure Law General Supplemental Funding

While the base CWSRF program received \$20,882,000 in capitalization grants from the USEPA, as shown by the 2021-2022 IUP, the BIL general supplemental funding provided an additional \$32,122,000 in capitalization grants.⁵ The BIL general supplemental funding and base CWSRF program shared the same IUP with the same policies and procedures, with one fundamental difference: the BIL general supplemental funding requires that 49 percent of the capitalization grant be provided as PF. For the FY2022 BIL CWSRF General Supplemental capitalization grant, this means that \$15,739,780 was to be awarded by the SWIA as PF. The SWIA made the first awards from the BIL General Supplemental Fund at its February 2023 meeting. Please see Section 3.3.4 for more information on the distribution of these funds during FY 2022-2023.

3.7.2 Bipartisan Infrastructure Law Emerging Contaminants Funding

The BIL also provides funding for local governments that need to address EC through the CWSRF (CWSRF-EC). Though the IUP was submitted to EPA in July 2023, this report reflects the groundwork that has been laid both by the DWI and SWIA and the beginnings of EC funding disbursement.

During FY2022-2023, Division staff worked with NCDEQ leadership and EC experts to solicit input on what the PRS on which CWSRF-EC awards would be based should contain. At the April 2023

⁵ The state match required for the BIL general supplemental fund was \$3,212,200.

SWIA meeting, the DWI presented the draft EC-PRSs to the SWIA for review and approval to send to public comment. The SWIA approved the PRS, and DWI sought public comment between May 30 and June 30, 2023. The final approval of the EC-PRSs is beyond the scope of this annual report; however, the DWI anticipates presenting these EC-PRSs to the SWIA for final approval in July 2023. Pending final approval of the EC-PRSs, the DWI will have application intake for its Fall 2023 application cycle.

4.0 Drinking Water State Revolving Fund

The Drinking Water State Revolving Fund (DWSRF) provides low-interest loans that public water supply systems can use to improve their drinking water infrastructure and thus the quality of drinking water used by their customers. Since these funds are revolving and not subject to budgetary pressures, the DWSRF provides a steady source of funding that recipients can use to make long-term investments in their drinking water systems.

This chapter details the annual activities of the DWSRF program that were established by the Amendments to the Safe Drinking Water Act of 1996 (SDWA). The DWSRF offers low-interest loans to public water supply systems for drinking water infrastructure. Because of the revolving nature of the program, as a recipient repays the loan, all loan repayments go back into the DWSRF and are loaned out again. Highlights of the DWSRF program this past year include the following:

- The Authority awarded approximately \$145.0 million of DWSRF funds.
- Approximately \$29.3 million of the \$145.0 million of DWSRF funds were principal forgiveness (PF) funds targeted at smaller, economically distressed local government units (LGUs).
- Division staff continued outreach efforts by offering application training for those interested in the program.
- The State Water Infrastructure Authority (SWIA) awarded the first funding from the Bipartisan Infrastructure Law (BIL) supplemental fund. Division staff began administering this funding.
- Division staff proposed a Priority Rating System (PRS) for the Lead Service Line Replacement portion of BIL funding, and the SWIA gave final approval. Division staff proposed a PRS for Emerging Contaminants (EC). At the close of the state fiscal year, this draft PRS was under public review.¹

Additionally, the DWSRF capitalization grant provides set-aside funds to enable the Division of Water Resources (DWR) Public Water Supply (PWS) Section to administer the requirements of the Safe Drinking Water Act.

As part of its operating agreement with the United States Environmental Protection Agency (USEPA) and, in accordance with the Safe Drinking Water Act (SDWA), the DWI must submit an annual report to the USEPA that details the activities for the state fiscal year. The most recently completed state fiscal year is FY 2022-2023 which spans from July 1, 2022 to June 30, 2023.

This chapter contains the following sections: (1) Overview of Program History, (2) Financial Information, (3) DWSRF Project Funding, (4) Set-Aside Activities, and (5) Public Health Benefits,

¹ The SWIA approved the final BIL-EC PRS at its July 2023 meeting, which is beyond the scope of this annual report.

(6) Drinking Water State Revolving Fund Programmatic Goals, and (7) Bipartisan Infrastructure Law Funding.

4.1 Overview of Program History

The SDWA created the DWSRF program and gave the USEPA authority to award capitalization grants to the states. This in turn authorized states to provide low-interest loans to assist public water supply systems by funding infrastructure projects. Additionally, the DWSRF set-aside funds have enabled the DWR to administer the requirements of the SDWA, ensuring safe drinking water for residents of the state.

For the past twenty years, the DWSRF program has provided financing for drinking water infrastructure, saving public water supply systems in North Carolina millions of dollars. The savings make drinking water infrastructure more affordable for residents of the state.

4.2 Financial Information

4.2.1 Financial History

Congress appropriates an overall DWSRF funding level that is allocated to states based on the results of the most recent drinking water needs survey conducted by the North Carolina Department of Environmental Quality (NCDEQ) and approved by the USEPA. The North Carolina allocation is approximately 3.07 percent of the national appropriation. Capitalization grants, including the required state match, have provided approximately \$1 billion (including the American Reinvestment and Recovery Act grant, the Additional Supplemental Appropriation for Disaster Relief Act (ASADRA) grant, and Bipartisan Infrastructure Law [BIL] general supplemental funds) for SDWA projects since the inception of the program in 1996. However, since the DWSRF is a revolving program, these government funds have enabled \$1,082,380 in loan commitments over this same time period. This is due to loan repayments being loaned again, thereby providing public benefits repeatedly over time through the revolving nature of the program. Because capitalization grants increased after FY 2017-2018, the program will better be able to meet infrastructure financing needs for public water systems. The section on the long-term financial health of the program contains more information about the financial aspects of the program. Appendix K contains the disbursements and remaining disbursements associated with active DWSRF projects.

4.2.2 Long-Term Financial Health

The DWSRF program began with capitalization grants. Figure 4.1 shows the grants received since the inception of the program and the required 20 percent state match.

Capitalization grants (including the American Recovery and Reinvestment Act of 2009 [ARRA] grant, the ASADRA grant, and Bipartisan Infrastructure Law [BIL] funds), plus the state match, minus the 31 percent set-aside allowance, has provided \$895,056,255 for projects since the inception of the program. Figure 4.1 also shows the effect of inflation. While capitalization grants and associated state

matches have increased in the past two years, the purchasing power of those dollars is slightly over half those of the first capitalization grants of the 1990s. The increase in funding as discussed above in Section 4.2.1 has provided some help to offset the impact of inflation.

The DWSRF charges a two percent fee on loans for administering the program. Also, each DWSRF capitalization grant provides for set-aside monies

to be used for administration of the SDWA. Except for the four-percent administration set-aside used by the Division, DWR utilized set-aside funds for FY 2022-2023 (\$8,500,000). See Section 4.4 for a description of the activities conducted by DWR with the set-aside monies. The DWI collaborates with DWR on these activities, and any unused set-aside funds will be transferred to the DWI for use in projects.

Monies being repaid into the fund from completed projects, coupled with continued capitalization of the program, have resulted in an increase of funds available for new projects. (see Appendix K for funds disbursed and remaining). In addition, DWSRF has utilized the cash flow model to help target a portion of cash reserves (i.e., funds obligated for projects but expenses not yet incurred) for higher-bearing investment (i.e., the Long-Term Investment Fund or LTIF), compared to the standard cash account. This investment has helped offset the low interest earned on loans and in the standard cash account to maintain the value of the fund. The LTIF is maintained and managed by the State Treasurer’s Office for many funds/investments across state government. On June 30, 2023, the value of the fund was \$63,491,044.

Figure 4.2 shows the history of binding commitments since the inception of the program. See Appendix L for an itemized list of binding commitments for FY 2022-2023. While the number of binding commitments was less than the previous fiscal year, the dollar amount was higher due to two large projects that made binding commitments.

Figure 4.3 shows the cumulative value of loans, which has risen over the past ten years, along with a nearly parallel rise in actual disbursements. As monies are disbursed, the amount due that goes back into the program (accounts receivable) also increases. As such, even though the fund has been

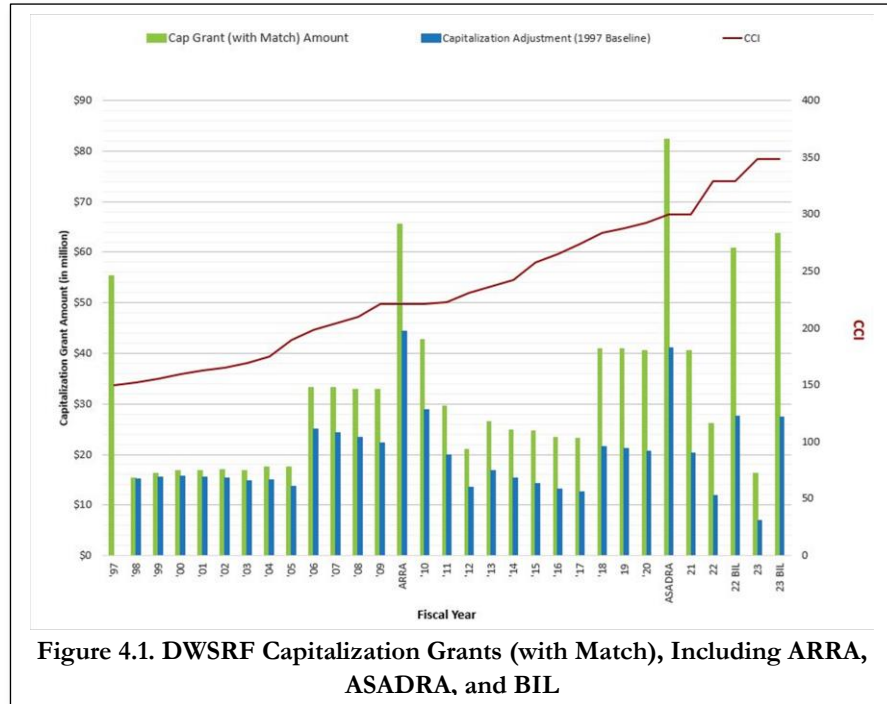


Figure 4.1. DWSRF Capitalization Grants (with Match), Including ARRA, ASADRA, and BIL

capitalized with over \$866 million as noted above, the revolving nature of the program has allowed it to enter into approximately \$1.08 billion in binding commitments at the same time. However, the ARRA fund was provided at 50 percent PF. Principal forgiveness does not revolve back into the funding program. Therefore, the accounts receivable line has not increased at the same rate.

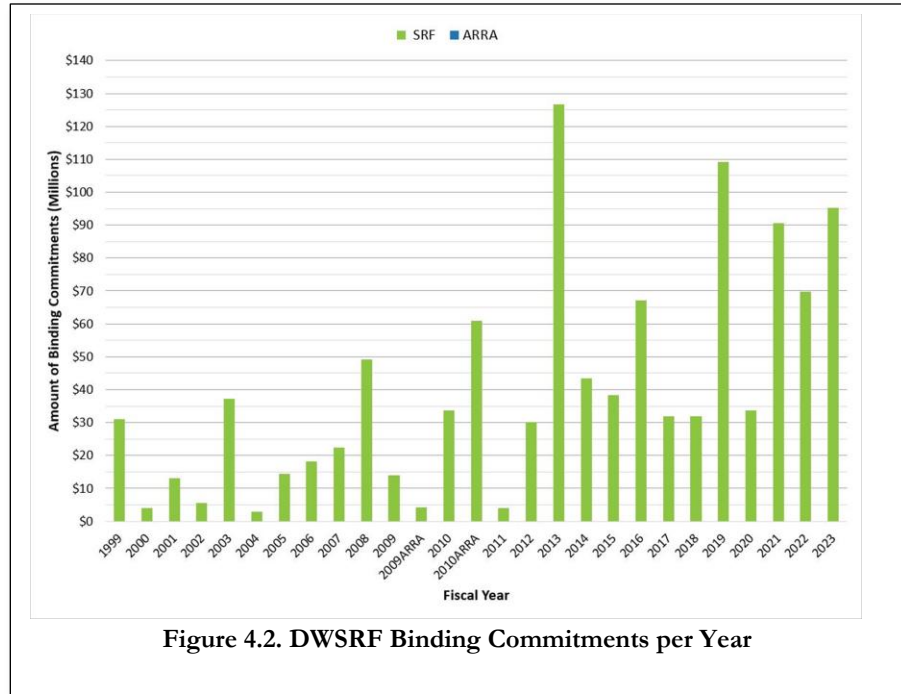


Figure 4.2. DWSRF Binding Commitments per Year

Finally, Figure 4.4 demonstrates how the combined capitalization and repayments on hand (cash) and accounts receivable have increased the net value of the program (net assets) in North Carolina to approximately \$740 million. Appendix M contains more detail related to this information.

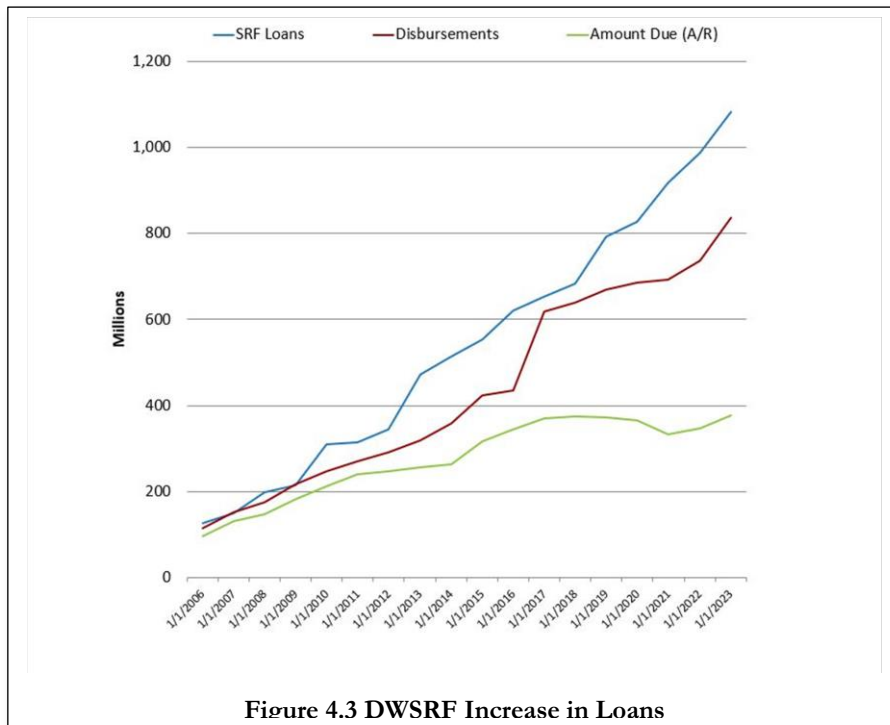


Figure 4.3 DWSRF Increase in Loans

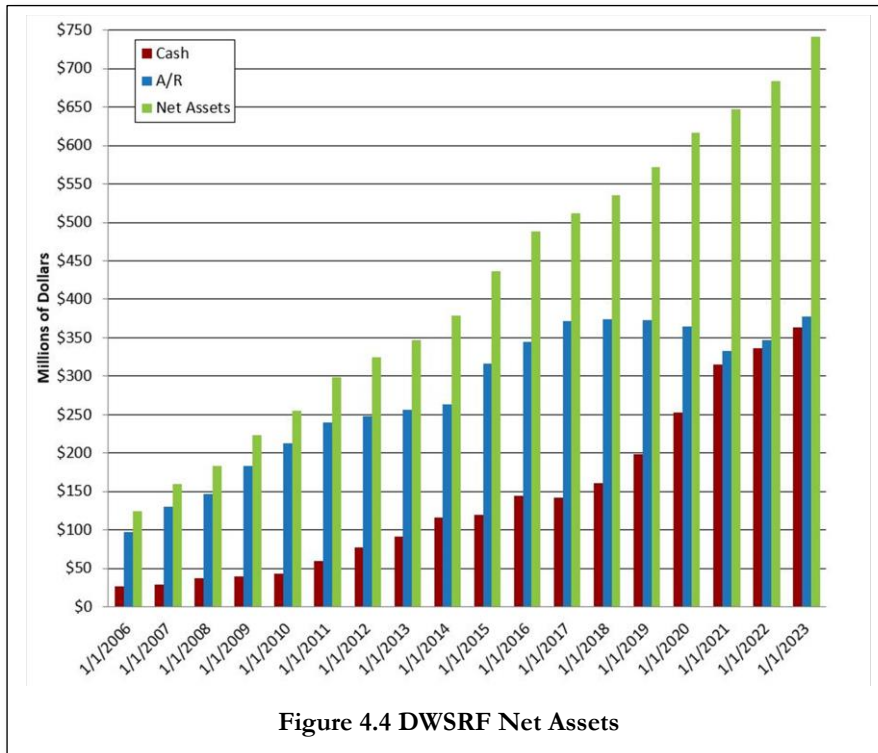


Figure 4.4 DWSRF Net Assets

4.2.3 Binding Commitment Requirement

In accordance with 40 CFR 35.3550(e)(1) and (2), the cumulative binding commitments (\$1,082,829,380) relative to capitalization grant payments received from the USEPA (\$866,627,043) equals 124 percent. For FY 2022-2023, the Division had ten binding commitments for a total of \$95,186,585 (see Appendix L).

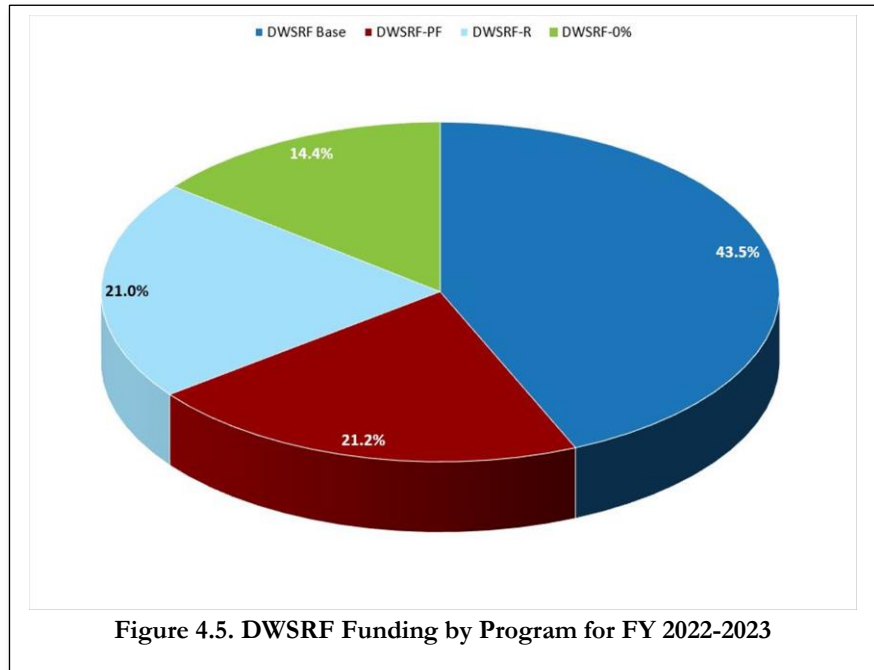
The DWSRF continues to exceed the requirements of 40 CFR 3550(3) of the Safe Drinking Water Act to make binding commitments equal to each grant payment. The most recent applicable capitalization grant payment has already exceeded the required binding commitment. The projects found in Appendix N represent Federal Fiscal Year 2022 Federal Funding Accountability and Transparency Act (FFATA) compliance.

4.3 DWSRF Project Funding

Historically, there was one funding round for each year with an application deadline of September 30. Beginning in FY 2017-2018 and continuing since then, there have been two funding rounds per year with application deadlines, typically April 30th and September 30th.² DWI staff review and prioritize applications based on the SWIA-approved Priority Rating System (PRS) and then provide funding recommendations to the SWIA based on available funding.

² If April 30 or September 30 falls on a weekend, the deadline is the next business day after the weekend.

Successful projects may be funded under the base DWSRF loan program or under one of the targeted rate programs provided. Currently, PF is allowed under capitalization grants as provided by the SDWA. There is also an affordability funding program available. Figure 4.5 shows the percentage breakdown of total funding across the different rate programs, including targeted rate programs.



The following sections discuss the overall schedule and each of the funding rate programs (base rate, PF, and affordability funding). The two funding cycles for FY 2022-2023 are examined in this report: awards made by the SWIA in July 2022 (May 2022 application round) and February 2023 (September 2022 application round).

4.3.1 Prioritization

The PRS considers four elements of a project: (1) project purpose, (2) project benefits, (3) system management, and (4) affordability. The primary goal of the Priority Rating System is to better align the scoring systems of all of the Division’s funding programs so that a single application is now used for the CWSRF, DWSRF, State Reserve, and CDBG-I funding programs.

The SWIA places higher priority on projects that consolidate, repair, rehabilitate, or replace infrastructure that has already been installed for public water supply systems, rather than on projects that are new or expansions. In FY 2022-2023, as part of State and federal priorities to benefit disadvantaged areas, such as through the Justice40 initiative, the SWIA also began prioritizing projects that extend services to disadvantaged areas and/or benefit disadvantaged areas. Figure 4.6 shows the breakdown of projects across the state by project purpose.

The project benefits section prioritizes projects that address public health issues by replacing a contaminated or failing source for a public water supply system, addressing a promulgated but not yet effective regulation, or creating permanent interconnections for systems not previously connected. Projects that provide redundancy to critical treatment or delivery functions and that provide emergency backup in terms of electrical power source receive priority under the project benefits category.

In addition to correcting public health issues, the Authority supports those applicants that seek to be proactive in their system management, including prioritization points for capital improvement or asset management plans, appropriate operating ratios, water loss reduction programs, and water conservation incentive rate structures.

The Authority has taken into account the financial situation of applicants through affordability criteria, which consider utility

bills, population changes, poverty rate, median household income, unemployment, and property valuation per capita. These parameters are compared to state benchmarks, and those applicants with criteria worse than state benchmarks receive higher priority than other applicants. Additionally, the affordability portion of the construction PRSs contain a line item related to projects that benefit disadvantaged areas.

In FY 2022-2023, the SWIA completed work to modify the construction PRSs to incorporate new focuses of both the NCDEQ and the USEPA. In July 2022, the SWIA approved the construction PRSs to include items related to lead service lines (LSLs), EC, and disadvantaged communities. These PRSs also allow for the use of BIL funds, and in April 2023, the SWIA also approved a new PRS for the DWSRF-LSLR funding program (see Section 4.7 for more information related to BIL).

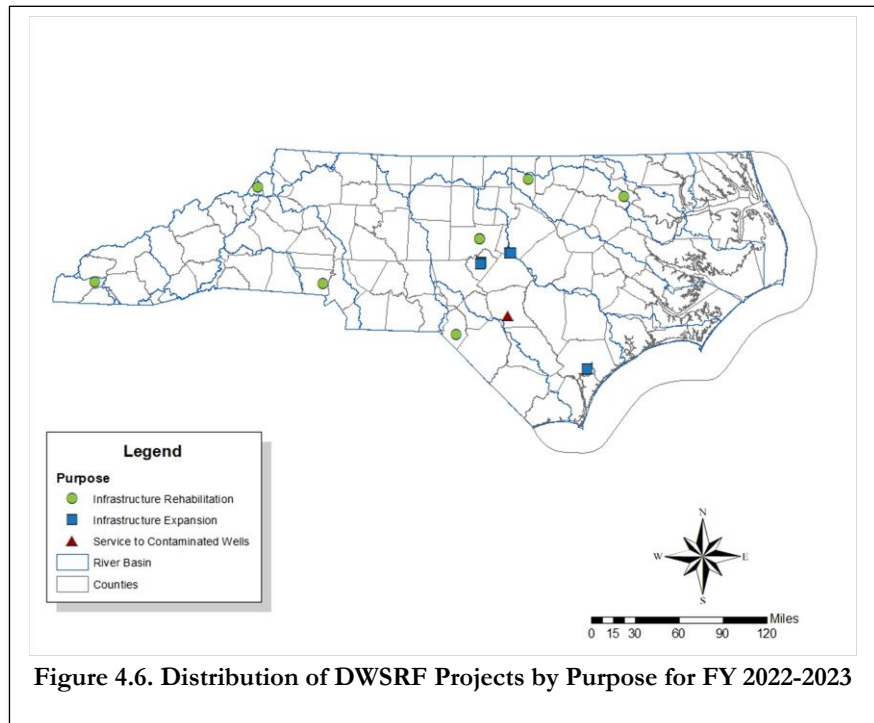


Figure 4.6. Distribution of DWSRF Projects by Purpose for FY 2022-2023

4.3.2 Funding Schedule

The schedule that all recipients must follow if they choose to accept DWSRF funding includes the following milestones: (1) engineering report/environmental information document approved, (2) plans and bid documentation approved, (3) Authority to Award issued, and (4) contracts executed. Milestone deadlines are measured from the date on the Letter of Intent to Fund. This system requires that both the DWI and recipient meet these deadlines as well as additional interim deadlines.

Each review cycle is at a different phase in the process. For example, projects in the September 2022 cycle will receive engineering report approval by December 2023 with plans and bid documentation

receiving approval by October 2024. These projects should begin construction by March 2025.³ A map of these projects discussed in this report is shown in Figure 4.7. Appendix O contains the status of projects from the past four fiscal years (FY 2019-2020 through FY 2022-2023).

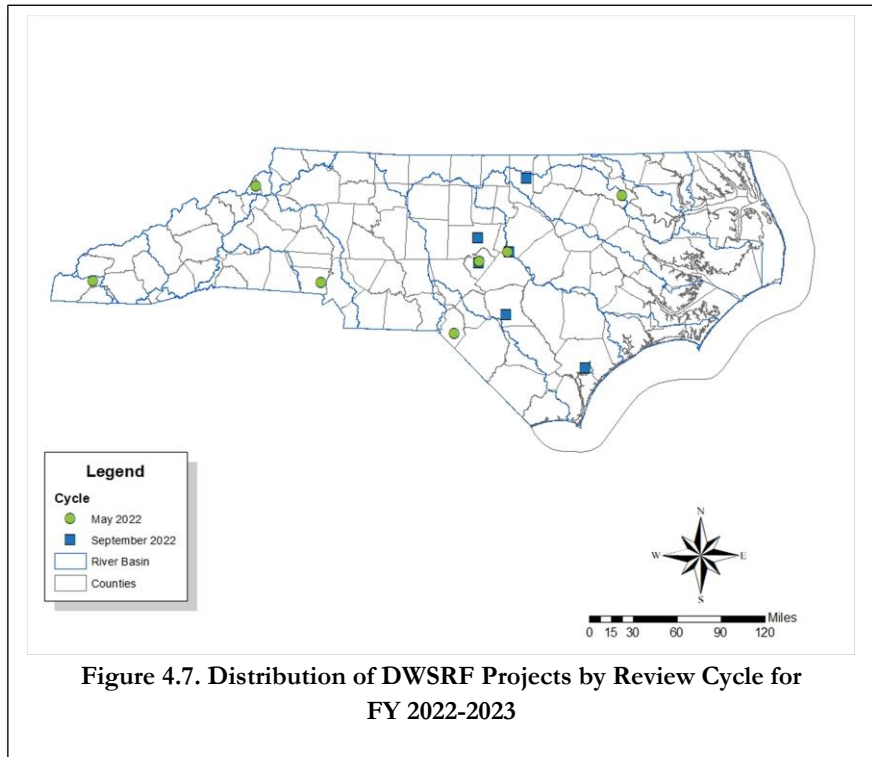


Figure 4.7. Distribution of DWSRF Projects by Review Cycle for FY 2022-2023

4.3.3 Base Program

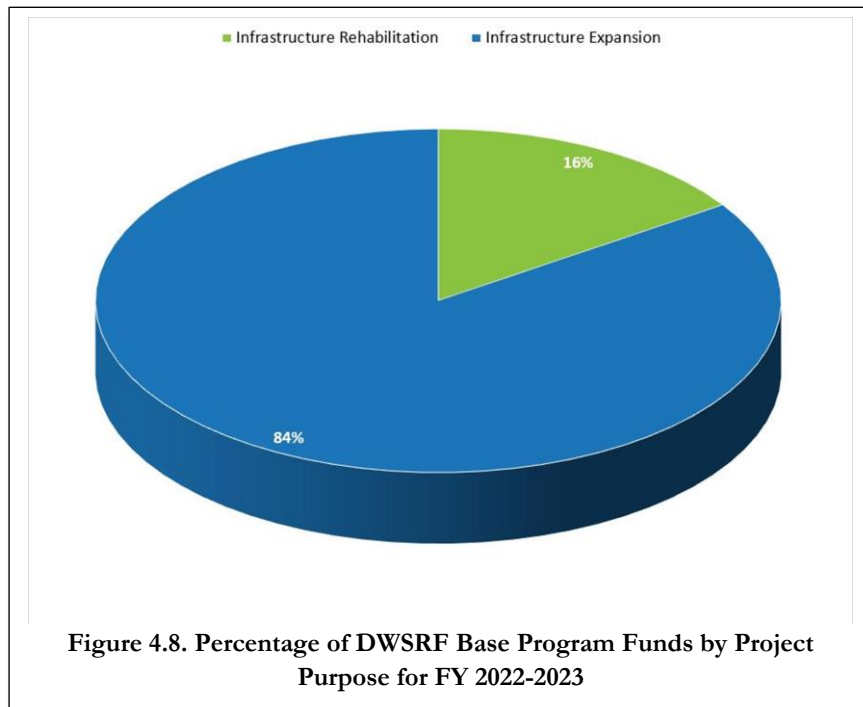
The base DWSRF program is the core of the loan program; all special programs (e.g., PF) represent a departure from the base program. The base program provides the majority of loan funds for the DWSRF. This is because not all projects meet the requirements for PF or affordability loans, including many larger projects (e.g., infrastructure expansion).

The base program offers loans at one-half the market rate, as established by The Bond Buyer’s 20-Bond Index. According to the Intended Use Plan (IUP), individual applicants may not have a loan amount greater than \$25 million in a funding round, and an applicant may not take on DWSRF debt total exceeding \$200 million. However, there are cases where these limits may be exceeded to help ensure that all available funds are utilized during each cycle. In addition, interest does not start accruing until the contract completion date, which provides savings for loan recipients. The maximum term for DWSRF loans is 20 years for the vast majority of projects. However, in 2016, the North Carolina General Assembly amended the North Carolina General Statutes such that a 30-year loan may be

³ Note that DWSRF projects co-funded with American Rescue Plan Act (ARPA) funds are put on an accelerated schedule to meet ARPA deadlines.

made for projects receiving a targeted interested rate if the Local Government Commission approves the loan term. To date, no 30-year loan terms have been offered for the DWSRF.

Figure 4.8 shows the distribution during FY 2022-2023 of each project purpose funded by the base program. Infrastructure rehabilitation project funding encompassed approximately 16 percent of the funds distributed under this program while 84 percent related to projects with other purposes such as new infrastructure or meter replacement projects.



4.3.4 Principal Forgiveness

Principal forgiveness is one of the special funding methods offered by the DWSRF program. In the 2022 IUP, the DWSRF targeted a minimum of 26 percent of base CWSRF funding toward disadvantaged communities.⁴ Principal forgiveness is awarded not only based on eligibility but also on the priority of the project. A project is eligible for PF via three different ways as discussed below.

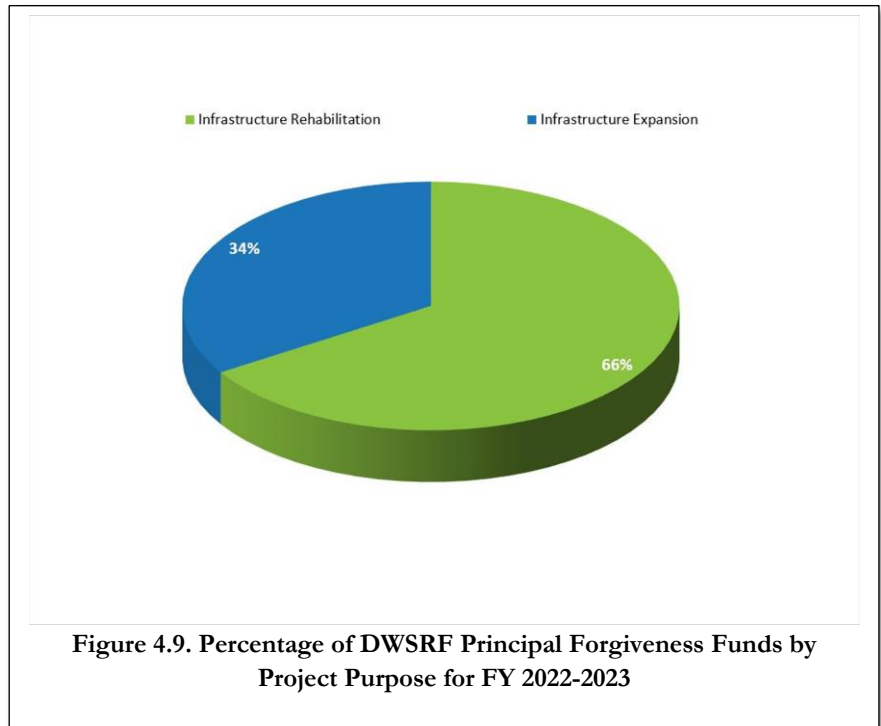
Non-viability. For projects that eliminate a non-viable system to benefit a disadvantaged community with a financial need (see paragraph below) and that is served by a public wastewater system, then the project can receive PF for the full amount of the loan or \$3 million, whichever is less.

Affordability. A project is eligible for PF if it scores points under Category 1 of the PRS, the LGU has less than 20,000 residential sewer connections, monthly utility bills greater than the state median, and three of five LGU economic indicators worse than the state benchmark. If an LGU has scored

⁴ See Section 7.7.1 for PF percentages related to the BIL Supplemental Funds.

points under Category 1 of the PRS and has been designated as distressed by the SWIA and LGC, then it is eligible for PF. For these types of projects, PF ranges in 25-percent increments from 25 percent to 100 percent or \$500,000, whichever is less. A targeted interest rate of zero percent or one percent off the base rate will be provided for the balance of the loan (see Section 3.3.5).

Disadvantaged Areas. If at least 50 percent of project costs will benefit a disadvantaged area, the applicant would receive PF for 50 percent of the project costs, up to \$500,000, whichever is less. A disadvantaged area is based on factors such as affordability of water and sewer service rates, relative to the income of residents within the disadvantaged area, poverty rates, property values, and/or employment rates of the targeted area. Other factors that may qualify an area as disadvantaged include but are not limited to historical, cultural, linguistics, socioeconomic stressors, cost-of-living stressors, or existing contamination factors.



For projects that are eligible for PF due to affordability or disadvantaged areas as discussed above, these \$500,000 limits may be exceeded in project priority order up to the percent eligibility if PF funds are available. If funds remain after all eligible projects receive PF up to their eligibility percentages, then PF funds may be awarded in priority order in ten-percent increments. If PF funds remain after that, then they may be awarded in priority order in additional ten-percent increments.

Over the past year, eight loans have included approximately \$28.3 million in PF. Note that this amount shows the total amount of PF provided by both the base DWSRF program and the BIL supplemental portion of the DWSRF. The BIL portion will be discussed in further detail in Section 4.7. Figure 4.9 shows the project purposes that received principal forgiveness during FY 2022-2023. For this report, infrastructure rehabilitation (66 percent) and infrastructure expansion (34 percent) received PF. As mentioned above, the DWSRF has a small system reserve, and the DWI has utilized much of its PF funding for projects that meet these criteria.

4.3.5 Affordability Funding

The Division offers affordability funding for certain disadvantaged communities that meet the requirements discussed in Section 4.3.4. These affordability funding loans are available to recipients that qualified for PF.

This targeted loan program recognizes the continuing need for affordable drinking water infrastructure in these communities in combination with a limited amount of PF available, as well as decreases in grants offered through other funding programs. If an applicant was eligible for either 100 percent or 75 percent PF, then they would receive an affordability loan of zero percent. If an applicant were eligible for either 50 percent or 25 percent PF, then they would receive an affordability loan at one percent off

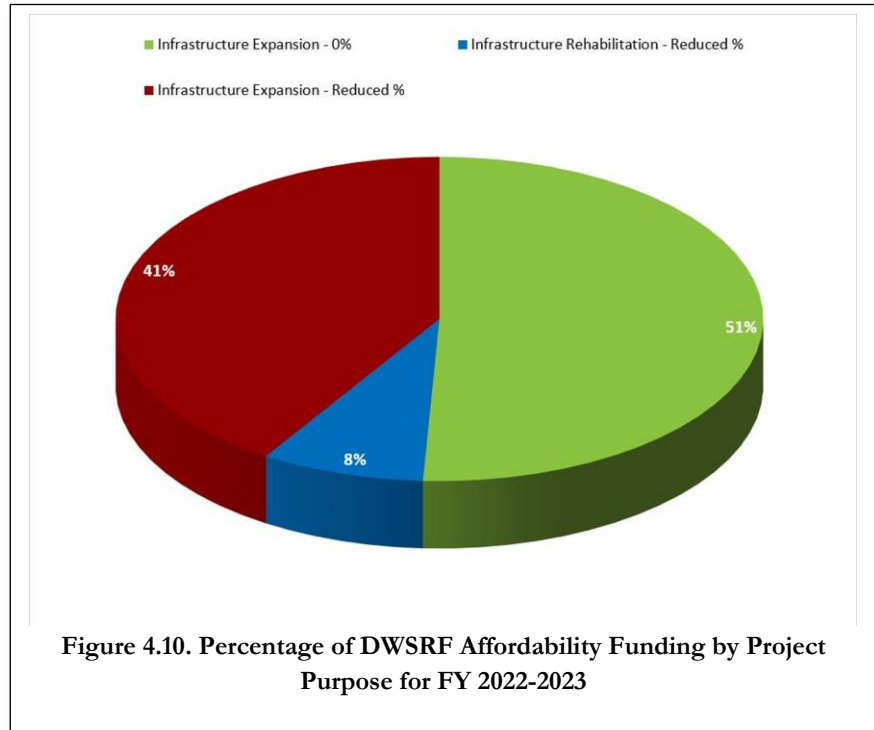


Figure 4.10. Percentage of DWSRF Affordability Funding by Project Purpose for FY 2022-2023

the base rate. Under the DWSRF affordability funding program, the DWI has made loans to one project at zero percent for a total of approximately \$19.6 million during FY 2022-2023 and a loan to three projects at one percent less than the base rate for \$18.9 million. These funds were split among infrastructure expansion at zero percent (51 percent), infrastructure rehabilitation at the reduced interest rate (eight percent), and infrastructure expansion at the reduced interest rate (41 percent). Figure 4.10 shows a percentage breakdown of funding for the affordability funding program.

4.3.6 Green Project Reserve

While the DWSRF can fund green projects, the DWI does not currently prioritize green projects, and no projects during FY 2022-2023 have been considered green.

4.4 Set-Aside Activities

As part of the DWSRF program, the SDWA allows that a certain amount of the capitalization grant funding be reserved for activities that support the implementation of the requirements of the SDWA. The DWR Public Water Supply Section is responsible for implementation. The paragraphs below summarize the set-aside activities completed this past year. Appendix P contains details related to the

goals and accomplishments of the DWR. Appendix P also contains a listing of expenditures related to the set-aside program.

4.4.1 Technical Assistance for Small Systems

This part of the set-aside program amounts to up to two percent of the capitalization grant. This year, both the Public Water Supply Section of the Division of Water Resources and the North Carolina Rural Water Association (NCRWA) continued to provide technical assistance to water systems serving a population of less than 10,000 consumers and made a total of 871 contacts.

4.4.2 Drinking Water State Program Management Functions

This portion of the set-aside program amounts to up to ten percent of the capitalization grant. The funds go to fund the Public Water Supply (PWS) Section. The Source Water Protection Program Engineer coordinates the development, implementation, and management of a statewide Drinking Water Protection Program. See Appendix P for more information related to this particular activity.

4.4.3 Local Assistance and Other State Programs

This portion of the set-aside program amounts to up to 15 percent of the capitalization grant and funds a Wellhead Protection Geologist who coordinates the development, implementation, and management of a wellhead protection program within the DWR. The approved plans cover 159 public water supply systems, consisting of 1,013 wells serving a population of 1,104,478 people (see Appendix P).

4.5 Public Health Benefits

Under the current PRS, applicants can claim points based on public health benefits. The PRS provides points for three main public health benefits: compliance, treatment improvements, and interconnections. Additionally, applicants can receive priority points for other public health benefits. The funding programs discussed in Sections 4.3.3 through 4.3.6 received prioritization points according to the system described in Section 4.3.1.

Over FY 2022-2023, the DWI funded no projects that received compliance public health benefits points, eight projects that received treatment public health benefit points, three projects that received interconnection public health benefits points, and nine projects that received some other type of public health benefit points, for a total of approximately \$97.2 million, \$50.0 million, and \$79.7 million, respectively. Note that under the PRS, projects may receive more than one type of public health benefits points.

4.6 Drinking Water State Revolving Fund Goals

As part of the Intended Use Plan (IUP) for the DWSRF program, 40 CFR 35.3570 requires that the state identify the goals and objectives of the DWSRF program. The overall goal of the DWSRF program is to provide funding for drinking water infrastructure and to provide the funds to administer the SDWA. This over-arching goal is supported by several short- and long-term goals discussed below.

4.6.1 Short-Term Goals

As part of the Fiscal Year 2022-2023 IUP, the DWI focused on the short-term goal (one year) of outreach to inform LGUs and other potential applicants of the availability of funding, particularly BIL funds. Application training occurred during August 2022 and March 2023 in preparation for the fall and spring funding rounds, respectively. Section 1.3 provides more information about outreach activities.

4.6.2 Long-Term Goals

In addition to short-term goals, the DWI developed long-term goals that will be implemented over the course of several years. The following discusses each of the long-term goals and how the DWI has either begun or will implement these long-term goals.

Goal #1: To support NCDEQ’s Strategic Goal to Strengthen North Carolina’s infrastructure through thoughtful, strategic, and equitable investments in communities. Division staff and the SWIA supported this goal by making modifications to the drinking water PRS to include line items that would provide more credit for projects located in disadvantaged areas. Additionally, DWI staff modified this year’s IUP to include more PF funding for disadvantaged LGUs.

Goal #2: To support NCDEQ’s Strategic Goal to promote and ensure environmental stewardship and provide ... financial assistance to meet or exceed regulatory requirements and prevent pollution, with special emphasis on investing in water infrastructure in intentional and equitable ways to make sure water and wastewater projects serve communities with the greatest need. The SWIA acknowledged the need to be intentional about funding drinking water in a thoughtful way and approved PRSs that provide for intentional and equitable funding. The PRSs contain line items that specifically provide points for projects that provide service to disadvantaged communities or benefit disadvantaged areas, in addition to points for addressing non-compliance of drinking water standards.

Goal #3: To support NCDEQ’s Strategic Objective to ensure funding processes include access for underserved communities. Division staff and the SWIA supported this goal by modifying the PRSs to provide line items related to bringing service to underserved communities and disadvantaged areas.

Goal #4: To support USEPA's Strategic Goal 5 of ensuring clean and safe water for all communities. Division staff and the SWIA supported this goal by continuing to recommend and award funding related to wastewater and green projects that would protect the environment.

Goal #5: To continue efforts to streamline the funding process to ensure funds are used in an expeditious and timely manner in accordance with Sec. 602(b)(4) of the Clean Water Act. By revising its funding process and placing all applicants on a 24-month funding schedule, the DWI has ensured that all projects move through the process in an efficient and timely manner. The DWI will continue to partner with funding recipients to help ensure that projects adhere to the schedule.

Goal #6: Ensure the technical integrity of CWSRF projects through diligent and effective planning, design, and construction management. Through the funding process (e.g., engineering report review, plans and bid documentation review, contract review, and construction inspection), DWI staff ensure the wastewater infrastructure projects funded through the DWSRF are technically sound facilities that will be compliant with all federal and state regulations.

Goal #7: To ensure the priority system reflects the NCDEQ's and the SWIA's goals. Every year, as the IUP is prepared, the DWI reviews the PRSs utilized to score project applications. Additionally, DWI staff present recommendations related to the PRSs to the SWIA for their review and approval to be included in future funding rounds. Division staff incorporate the NCDEQ's goals, public comments from stakeholders, and previous discussion by SWIA members into the PRSs they provide to the SWIA for their review and approval. During their decision-making process, the SWIA ensures that the PRSs reflect their goals.

Goal #8: To provide technical and financial assistance to public water supply systems in adapting to changing drinking water quality standards and maintaining the health objectives of the SDWA. The Division has continued and will continue to offer set-aside funds via DWR to provide technical assistance to water system representatives.

Goal #9: To ensure long-term viability of the DWSRF program through effective financial practices. By changing its funding process schedule, the Division has ensured that not only will funds flow out in a timely manner, but they also will be repaid in a timely manner. As the pace from funding to construction increases, loan repayments then begin sooner, therefore making revolving funds available sooner for additional loans. In addition, all funds/projects are managed in accordance with federal and state requirements. All fund investments are managed by the State Treasurer's office; however, the Division seeks to maximize loans to applicants, resulting in minimum fund balances managed by the state treasurer's office.

Goal #10: To implement a capacity development strategy that may use innovative strategies and solutions to help public water supply systems improve compliance. The Division continued to supply set-aside funds to DWR to support activities related to reviewing water systems' financial and managerial capabilities.

4.6.3 Minority Business Enterprise/Women Business Enterprise Goals

In the DWSRF grant agreement, the Division negotiated the following objectives and goals related to small, minority, and women's business enterprises (MBE/WBE): a fair share objective of \$250,000 split as follows: (1) 10.9 percent to go to MBEs and split across construction, supplies, services, and equipment and (2) 10.4 percent to go to WBEs and split across construction, supplies, services, and equipment. The total amount of MBE procurement during FY 2022-2023 was 11.4 percent. The total amount of WBE procurement during the same time was 1.8 percent of total procurement.

4.7 Bipartisan Infrastructure Law Funding

In 2021, Congress passed, and President Biden signed into law, the Infrastructure Investment and Jobs Act, also known as the Bipartisan Infrastructure Law (BIL). The BIL appropriated funding for a five-year period (FY 2022-FY 2026). This funding was broken out over three programs, all of which will be described in the following sections in more detail. These programs are funds that supplement the DWSRF program as described in Sections 4.1 through 4.3, funding dedicated to addressing emerging contaminants (EC), and funds dedicated to lead service line removal (LSLR).

4.7.1 Bipartisan Infrastructure Law General Supplemental Funding

While the base DWSRF program received \$21,520,000 in capitalization grants from the USEPA, as shown by the 2021-2022 IUP, the BIL general supplemental funding provided an additional \$55,254,000 in capitalization grants.⁵ The BIL general supplemental funding and base DWSRF program shared the same IUP with the same policies and procedures, with one fundamental difference: the BIL general supplemental funding requires that 49 percent of the capitalization grant be provided as PF. For the FY2022 BIL DWSRF General Supplemental capitalization grant, this means that \$27,074,460 was to be awarded by the SWIA as PF. The SWIA made the first awards from the BIL General Supplemental Fund at its February 2023 meeting. Please see Section 4.3.4 for more information on the distribution of these funds during FY 2022-2023.

4.7.2 Bipartisan Infrastructure Law Emerging Contaminants Funding

The BIL also provides funding for LGUs that need to address EC through the DWSRF (DWSRF-EC). Though the IUP was submitted to EPA in July 2023, this report reflects the groundwork that has been laid both by the DWI and SWIA.

During FY2022-2023, Division staff worked with NCDEQ leadership and EC experts to solicit input on what the PRS on which DWSRF-EC awards would be based should contain, and incorporated input from NCDEQ's PFAS Action Strategy. At the April 2023 SWIA meeting, the DWI presented the draft EC-PRSs to the SWIA for review and approval to send to public comment. The SWIA approved the PRS, and DWI sought public comment between May 30 and June 30, 2023. The final

⁵ The state match required for the BIL general supplemental fund was \$5,525,400.

approval of the EC-PRSs is beyond the scope of this annual report; however, the DWI anticipates presenting these EC-PRSs to the SWIA for final approval. Pending final approval of the EC-PRSs, the DWI will have application intake for its Fall 2023 application cycle.

4.7.3 Bipartisan Infrastructure Law Lead Service Line Replacement Funding

The BIL provides Lead Service Line Replacement (LSLR) funding for drinking water systems to replace lead service line (LSL) laterals to premises. This also includes galvanized service lines downstream of lead components, as well as lead goosenecks, pigtails, and connectors.

In preparation for administering the DWSRF-LSLR funding, Division staff developed an IUP specifically for these funds, which included a PRS specific for LSLR projects. Division staff also sought input from interested stakeholders through the public review of the proposed PRS, and at conferences and venues where presentations were made. Due to the unique nature of this program, DWI created a separate PRS, which included three of the four categories of the other PRSs and reserving Category 3 (System Management) for future consideration.

Division staff presented the draft DWSRF-LSLR PRS to the SWIA at its February 2023 meeting. Once the SWIA approved the draft DWSRF-LSLR PRS, DWI staff took it to public comment, which ran from March 7, 2023 to April 7, 2023. Division staff used these public comments to propose changes to the LSLR-PRS as well as to update the IUP. Division staff presented a revised DWSRF-LSLR PRS to the SWIA for final approval. At its April 2023 meeting, the SWIA provided final approval.

To generate a priority project list, and to gather information about the demand for funding among drinking water systems in North Carolina to develop the IUP and PRS, NCDEQ developed and posted Project Solicitation forms in February 2023. Drinking water systems eligible for DWSRF-LSLR funding were encouraged to submit Project Solicitation forms to indicate interest in project funding for developing inventories, replacing known LSLs, or to find and replace LSLs. Project Solicitation forms were collected from February 2023 through August 2023. Information gathered from the Project Solicitations helped the Division staff develop an IUP. When then final PRS was approved by SWIA in April 2023, the Division staff conducted a statewide LSLR webinar in May 2023 announcing the PRS and application process, continuing its outreach efforts. Information provided in Project Solicitations through June 2023 was used to develop and submit the IUP to the USEPA in July 2023. It preliminarily contained \$38,716,171 in identified projects.

Division staff will accept DWSRF-LSLR applications on a rolling basis and will be presenting applications to the SWIA for award, beginning with its September 2023 meeting. Note that this meeting is beyond the scope of this report.

5.0 Community Development Block Grant – Infrastructure

The Community Development Block Grant (CDBG) Program is a comprehensive community development program overseen by the U.S. Department of Housing and Urban Development (HUD). The N.C. Department of Commerce serves as the cognizant agency in North Carolina. In 2013, the North Carolina General Assembly moved most of the annual appropriation from the Department of Commerce to the N.C. Department of Environmental Quality's (DEQ) then-newly formed Division of Water Infrastructure (DWI), with instructions to fund critically needed public water and sewer infrastructure.

All non-entitlement municipalities are eligible to apply for the Community Development Block Grant – Infrastructure (CDBG-I) program. Entitlement municipalities receive funds directly from HUD. North Carolina's 24 entitlement municipalities are: Asheville, Burlington, Cary, Chapel Hill, Charlotte, Concord, Durham, Fayetteville, Gastonia, Goldsboro, Greensboro, Greenville, Hickory, High Point, Jacksonville, Kannapolis, Lenoir, Morganton, New Bern, Raleigh, Rocky Mount, Salisbury, Wilmington, and Winston-Salem.

In addition, all counties are eligible to apply for CDBG-I funds except for Mecklenburg County, Wake County, Union County, and Cumberland County, which have been designated by HUD as urban entitlement counties. As entitlement counties, neither the counties nor their municipalities are eligible for Small Cities funding, except for the towns of Holly Springs and Linden.

The CDBG-I program continues to see strong demand for infrastructure grants due to the significant need for water infrastructure investment, training conducted across the state, and assistance in helping applicants navigate CDBG requirements. The CDBG-I program remains a major source of grants for infrastructure. Generally, it is the largest source of grants administered by DWI.

Awards are conducted after a competitive application process using the Priority Rating System (PRS) approved by the State Water Infrastructure Authority (SWIA). CDBG-I staff review and rank each complete, eligible application. CDBG-I staff present the final funding scenario to SWIA for consideration and award. The maximum award in the CDBG-Infrastructure program is \$3 million. The SWIA raised the limit from \$2 million in December 2022.

5.1 Award of Regular Funding Year 2022 Funds

The State of North Carolina received \$47,037,288 in CDBG State funds for program funding year (PFY) 2022. The CDBG-I PFY 2022 appropriation from that funding was \$19,323,243.

On September 30, 2022, DWI received six applications requesting a total of \$9,737,609 in funding from the CDBG-I program. After staff reviews, four applications, totaling \$4,905,609, were deemed complete and eligible applications.

On February 21, 2023, the Authority awarded the following new grants funded with PFY2022 and PFY2018 CDBG-Infrastructure funds, as shown in Tables 5.1 and 5.2. See Figure 5-1 for the location of these projects.

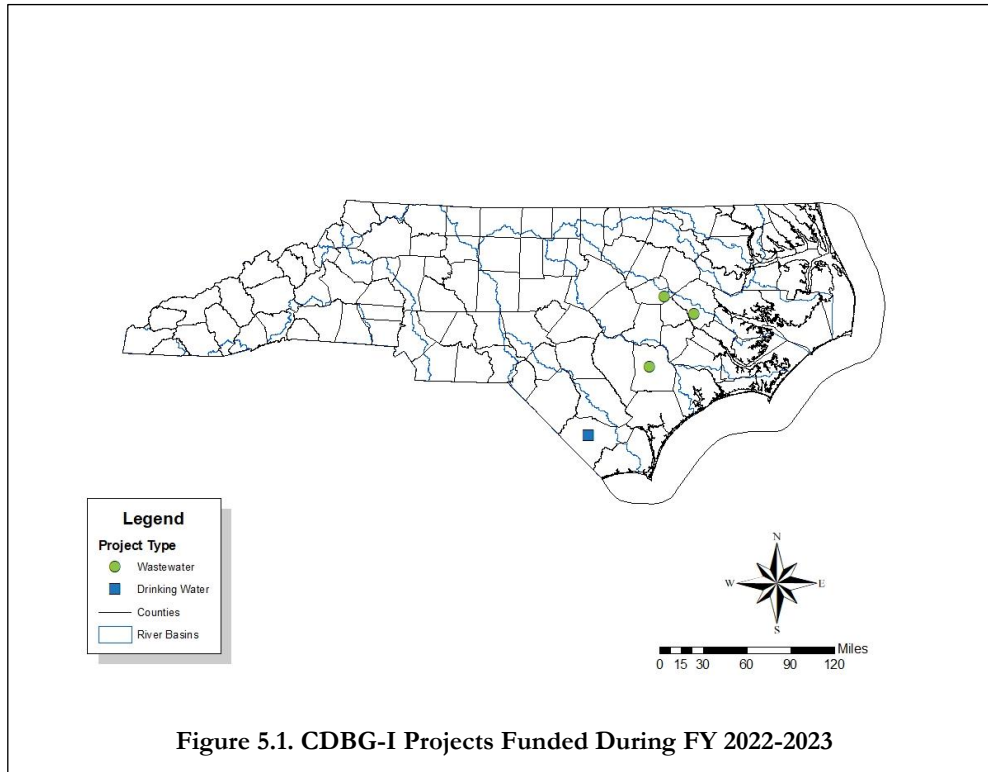


Table 5.1. Awards Made with PFY 2022 CDBG-I Appropriations

Grantee	County	Project Name	Overall Project Description	Funding Amount
Town of Kenansville	Duplin	2022 Church St Sewer Improvements	This project will rehabilitate one lift station (150 gpm Church St. Lift Station) including piping, motors, controls, wiring, generator, and associated appurtenances and remove and replace approximately 4,400 LF of 8" gravity sewer piping and associated appurtenances with new pipe of comparable size/capacity in the areas of N Church St, Seminary St, Belle Pearsall Ln, Middleton St, Sycamore St, and Moore St.	\$ 2,000,000

Table 5.1. Awards Made with PFY 2022 CDBG-I Appropriations

Grantee	County	Project Name	Overall Project Description	Funding Amount
Town of Ayden	Pitt	Sewer Pump Station No. 1 Sanitary Sewer Improvements	Rehabilitate its existing sewer Pump Station No. 1 (located within Ayden Mobile Estates), converting the pump station to a duplex submersible facility, elevating the top of the wet well structure, and elevating electrical control panels to provide resiliency against future flooding events. Also replace 2,200+ LF of aged sanitary sewer collection lines located within the Ayden Mobile Estates (Club Drive & Lola Drive).	\$ 1,600,000
Town of Brunswick	Columbus	Brunswick Water System - Resiliency Improvements	The proposed project consists of rehabilitation of two production wells. Brunswick Well #1 Poplar St. rehabilitation consists of complete electrical and chemical feed system upgrade, improvements to the well piping, flow meter, site piping, and rehabilitation work to well house itself. Brunswick Well #2 Stanley Circle rehabilitation consists of an aquifer and pump test to determine the viability of a new well on the same site, consequent well construction, a complete electrical and chemical feed system upgrade, improvements to the well piping, flow meter, site piping, and rehabilitation work to well house itself.	\$ 1,000,000
Total PFY2022 Awards:				\$ 4,600,000

Table 5.2. Awards Made with PFY 2018 CDBG-I Appropriations

Grantee Name	County	Project Name	Project Description	Grant Amount
Town of Saratoga	Wilson	2022 CDBG-I Speight School Road Hook-Up Project	Hook-up municipal sanitary sewer collection system to 22+/- homes in both the Town and ETJ located along Speight School Rd.	\$ 305,609.00
Total PFY2018 Awards:				\$ 305,609

Given there was a balance of PFY2022 CDBG-Infrastructure funds totaling \$14,723,243, the Division and the CDBG-Infrastructure program received applications again on May 1, 2023. A total of twelve applications were received, totaling \$24,606,849. After staff reviews, ten applications, totaling \$19,903,540, were deemed complete and eligible applications.

On July 18, 2023, the Authority made awards for the remaining CDBG-Infrastructure funds. These awards are beyond the scope of this report.

5.2 Supplemental Grants or Additional Funds to Current Grantees Using Deobligated Funds

Occasionally, current CDBG-I grantees have a situation where their projects’ construction costs come in over the initial grant budget and they are not able to trim enough of the construction scope of work without risking 51 percent low-to-moderate income (LMI) eligibility. In these situations, CDBG-I staff refers to the Program’s *Deobligated/Recapture Funds Policy*. The policy states, when deobligated/recaptured funds are available:

- 1) These funds are to be first applied to projects with cost overruns awarded in the same funding year.
- 2) If no projects in the same funding year need additional funds, these funds are then applied to projects with cost overruns in another funding year.
- 3) As needed, to expend these funds, new grants will be awarded by SWIA during an application funding round.

The policy also provides conditions to additional funding:

- 1) All additional funding will be provided on a first-come, first-serve basis; however, if two projects request additional funding at the same time, the funding goes to the grantee with the smaller population.
- 2) Projects that have received the maximum award may not receive additional funding, if funding is available, unless there is a need to ensure completion of the project when value

engineering and negotiations fail, and the scope of work cannot be reduced without jeopardizing the entire grant.

The SWIA does not approve these additional grants or funds for current grantee projects. The SWIA only approves and awards grants to new grantees. The SWIA allows the CDBG-I staff to give additional grants and/or funds to current grantees per the Program's *Deobligated Recaptured Funds Policy*.

During FY 2022-2023, CDBG-I staff provided no additional infrastructure grants given to existing CDBG-I projects or CDBG-I grantees.

Fiscal Year 2022-2023 Summary by Numbers

- Number of PFY22 Applications Received: 6
- Total Communities Awarded New Grants: 4
- PFY22 Dollar Amount Awarded: \$ 4,600,000
- PFY18 Dollar Amount Awarded: \$ 305,609

5.3 Projects Closed in Fiscal Year 2022-2023

Thirty-nine projects were closed during fiscal year 2022-2023, totaling \$47,204.090 in CDBG-I funds (see Table 5.3). Closing a project means that all construction is finished, all bills are paid, all compliance requirements have been met, and an audit has been performed to account for all funds spent.

Table 5.3. CDBG-I Projects Closed During FY 2022-2023

Grantee	County	Grant Number	Project Description	Final Project Cost	Date Closed
Columbus County	Columbus	11-D-2944	Extended 33,940 linear feet of 8-inch sewer force main with the construction of one sewer pump station.	\$1,100,000.00	7/14/2022
Burnsville	Yancy	16-I-2915	Rehabilitated 2,006 LF of sewer line.	\$769,318.41	8/10/2022
Edgecombe County	Edgecombe	14-I-2654	Installed 38,680 LF of sewer lines and connected 25 new households to sewer	\$2,981,569.00	8/15/2022
Garland	Sampson	14-I-3084	Replaced 1,841 LF of gravity collection sewer lines.	\$194,170.65	8/15/2022
Bakersville	Mitchell	15-I-2760	Rehabilitated 6,483 LF of water main and connected 10 LMI households.	\$1,980,368.49	8/15/2022
Garland	Sampson	15-I-3085	Replaced 601 LF of gravity collection sewer lines.	\$83,931.35	8/15/2022
Bladenboro	Bladen	15-I-3086	Purchased permanent back-up generator at one well #9.	\$49,784.00	8/15/2022
Fountain	Pitt	16-I-2917	Replaced 4,422 LF of 8" sanitary sewer line and rehabilitated the existing sanitary sewer pump station.	\$1,915,000	8/15/2022
Greene County	Greene	16-I-2918	Replaced 3,944 LF of sewer lines and connected 19 LMI households to sewer.	\$2,000,000.00	8/15/2022
Murphy	Cherokee	16-I-2921	Rehabilitated 4,495 LF of water lines and 3,968 LF of sewer lines.	\$1,946,070.25	8/15/2022

Table 5.3. CDBG-I Projects Closed During FY 2022-2023

Grantee	County	Grant Number	Project Description	Final Project Cost	Date Closed
Seaboard	Northampton	16-I-2926	Replaced, lined, cleaned, and videoed 17,279 LF of sewer lines.	\$1,622,583.60	8/15/2022
Bladenboro	Bladen	17-I-2956	Purchased permanent back-up generators at two wastewater lift stations and one at the maintenance shop. Purchased permanent back-up generator at one well #8.	\$229,462.47	8/15/2022
Burnsville	Yancy	17-I-2957	Rehabilitated 3,905 LF of ductile iron sewer pipe.	\$1,037,315.03	8/15/2022
Dublin	Bladen	17-I-2959	Replaced 4,125 linear feet of 2-inch galvanized water line with 6-inch PVC pipe.	\$557,647.13	8/15/2022
Garland	Sampson	17-I-2963	Replaced 2,983 LF of gravity collection sewer and 3,120 LF of force main.	\$1,014,280.85	8/15/2022
Johnston County	Johnston	17-I-2965	Installed 4,130 linear feet of 16" force main, 270 linear feet of 16" HDPE and 250 linear feet of 16" PVC.	\$1,060,000.00	8/15/2022
Troy	Montgomery	14-I-3067	Demolished 6 manholes and repaired 1,258.26 LF of asphalt road from utility work done because of 16-I-2929.	\$106,660.75	8/22/2022
Burke County	Burke	16-I-2914	Installed 31,030 LF of water line and provided water connections to 23 LMI households.	\$2,000,000.00	8/22/2022
Stanley	Gaston	16-I-2928	Rehabilitated 5,899 LF of sewer lines.	\$1,981,442.75	8/22/2022

Table 5.3. CDBG-I Projects Closed During FY 2022-2023

Grantee	County	Grant Number	Project Description	Final Project Cost	Date Closed
Troy	Montgomery	16-I-2929	Rehabilitated 1,701 LF of gravity sewer pipe and rehabilitated 1,579 LF of water pipe.	\$695,617.00	8/22/2022
Fair Bluff	Columbus	17-I-2961	Installed 4,910 LF of 8” to 10” sewer line replacement, 1,602 LF of 8” to 10” sewer line CIPP and 9-point repairs.	\$2,000,000	8/24/2022
High Shoals	Gaston	16-I-2920	Rehabilitated 6,321 LF of LF of sewer lines.	\$1,767,155.06	8/29/2022
Jackson County	Jackson	09-D-2945	Replaced a sewer treatment plant.	\$1,000,000.00	9/6/2022
Jackson County	Jackson	11-I-3151	Demolished an existing elevated water tank, completed the final gravel drive and walkway surfaces and concrete stoops.	\$94,942.00	9/6/2022
Alexander County	Alexander	12-D-2947	Rehabilitated 2,180 LF of force main lines and 820 LF of gravity sewer line.	\$741,863.25	9/6/2022
Jackson County	Jackson	13-I-3150	Completion of electrical work for the new water system for the 09-D-2945 grant and the 11-I-3151 grant. It also demolished the old sewer plant and purchased new fending for the new sewer plant, as well as completed electrical work related to the grants.	\$193,765.00	9/6/2022
Wilkes County	Wilkes	13-D-2946	Rehabilitated 14,500 LF of force main.	\$1,193,114.00	11/28/2022
Clyde	Haywood	15-I-3083	Replaced 5,400 LF of gravity sewer line.	\$618,146.34	1/27/2023

Table 5.3. CDBG-I Projects Closed During FY 2022-2023

Grantee	County	Grant Number	Project Description	Final Project Cost	Date Closed
Robbins	Moore	16-I-2922	Rehabilitated/replaced or installed 16,038 linear feet of water line and replaced pump and electrical control panel at the booster station.	\$1,733,763.55	3/29/2023
Laurinburg	Scotland	17-I-2966	Replaced 10,282 LF of gravity sewer line and force main.	\$1,778,073.85	4/17/2023
Hoffman	Richmond	13-I-2622	Rehabilitated 39,504 LF of force main lines, 10,116 LF of gravity sewer line, and connected 25 LMI households to sewer.	\$3,000,000.00	5/2/2023
Lowell	Gaston	14-I-3033	Rehabilitated 700 LF of gravity sewer line and 90 LF of VCP sewer pipe.	\$285,211.00	5/2/2023
Columbia	Tyrrell	17-I-2958	Rehabilitated/replaced 1,800 linear feet of gravity sewer, 1,100 linear feet of forcemain and a pump station.	\$1,957,048.75	5/2/2023
Greenevers	Duplin	16-I-2919	Installed 26,142 LF of sewer lines and connected 29 LMI households to sewer.	\$1,806,599.34	5/4/2023
Faison	Duplin	17-I-2962	Replaced 4,819 linear feet of existing sanitary sewer collection line with supporting appurtenances and connected 8 LMI households to sewer.	\$1,371,418.16	5/4/2023
Mount Airy	Surry	17-I-2968	Replacement/installation of 7,906 linear feet of 8-inch sewer line with new PVC and DI pipe Replacement and installed 53 sewer manholes.	\$1,731,600.00	5/9/2023
Farmville	Pitt	18-I-3044	Replaced 3,619 LF of 8" sewer line.	\$1,559,797.95	5/15/2023

Table 5.3. CDBG-I Projects Closed During FY 2022-2023

Grantee	County	Grant Number	Project Description	Final Project Cost	Date Closed
Elizabeth City	Pasquotank	17-I-2960	Replaced 5,850 linear feet of 14” PVC water line.	\$879,514.35	5/16/2023
Elizabeth City	Pasquotank	13-I-3068	Replaced 2,130 LF of 14” PVC water line.	\$166,855.55	5/16/2023
Total				\$47,204,090.00	

5.4 Regulations Governing the CDBG-I Program

Local government grantees are required to comply with several federal regulations covering everything from local housing policy to civil rights. The primary regulations grantees are required to follow include:

The Fair Housing Act (Title VIII of the Civil Rights Act of 1968); the Civil Rights Act of 1964, and the Housing and Community Development Act of 1974, and related regulations at 24 CFR 570.487 and 24 CFR 5.150 through 5.180. The Fair Housing Act is at the core of the CDBG program. Both the State of North Carolina and each local government grantee certifies to *affirmatively affirm fair housing*. The purpose of the Fair Housing Act is to promote fair housing choice, foster inclusive communities free from discrimination, and to help grantee communities take meaningful actions to overcome historic patterns of segregation, racially and ethnically concentrated areas of poverty, disparities in access to opportunity, and disproportionate housing needs.

Title VI of the Civil Rights Act of 1964. Title VI prohibits discrimination based on race, color, or national origin. Local government grantees are required to develop a Language Access Plan to address communications with citizens who primarily speak another language.

Section 3 of the Housing and Urban Development Act of 1968, and related regulations at 24 CFR Part 75. Section 3 requires recipients of a HUD-funded project, to the greatest extent feasible, to make good faith efforts to establish priorities for training, employment and contracting opportunities for Targeted Section 3 Workers, Section 3 Workers, and Section 3 Business Concerns. Section 3 is race and gender neutral.

Section 504 of the Rehabilitation Act of 1973, and related regulations at 25 CFR Part 8. Section 504 requires that the local government recipient make facilities used by employees accessible to and usable by individuals with disabilities. If undue hardship would result from the change, the local government must identify other options to provide accessibility to programs for individuals with disabilities. Grantee local governments perform an evaluation and develop and adopt a grievance procedure and a nondiscrimination policy.

Davis-Bacon and Related Labor Standards Acts. Davis-Bacon requires that workers on a CDBG-funded project are paid a wage appropriate for the work classification and location of the project. The related labor standards provide for an eight-hour workday and prohibit kick-backs on the job. Grantee local governments monitor construction payrolls for compliance to the Davis-Bacon and Related Acts.

Uniform Administrative Requirements, Cost Principles and Audit Requirements for Federal Awards, as found in 2 CFR Part 200. This new regulation spells out procurement procedures, contract requirements and cost allowances for projects funded with federal dollars.

National Environmental Protection Act, and associated regulations at 24 CFR Part 58. Grantee local governments are required to develop environmental documents depending on the projected impact of the project on the environment. The liability for the accuracy of the documents falls on the local government leadership.

Consolidated Submissions for Community Planning and Development Program, at 24 CFR Part 91 and 24 CFR Part 570. Grantee local governments are required to develop citizen participation plans and conduct extensive outreach to citizens to allow for the widest level of community participation possible.

These regulations require training of both the grantee local government officials and their consultants, to ensure a compliant CDBG-I program.

5.5 Outreach and Training

5.5.1 How-to-Apply Training for Potential Applicants

Typically, the application cycle begins in the spring with “CDBG Only” How-to-Apply workshops. These workshops are held across the state, usually at Council of Government offices. However, due to participating in the Spring Division Application intake and making changes to the Program’s Priority Rating System, no “CDBG Only” How-to-Apply workshops were held during this report period. Instead, the program participated in the Division-wide application training workshops held in August 2022 and March 2023.

5.5.2 Section 3 Training

CDBG-I staff conducted a compliance area-specific two-hour virtual training for grant administrators to ensure compliance with the new Section 3 of the Housing and Urban Development Act of 1968 requirements. This training was held virtually on April 5, 2023 and had 22 attendees.

5.5.3 Procurement Training

CDBG-I staff conducted a compliance area-specific two-hour virtual training for newly awarded CDBG-I grant recipients (local governments) on how to procure professional services per the *CDBG-I Program Procurement Policy*. This training was held virtually on May 2, 2023 and had four attendees.

5.5.4 Compliance Training

CDBG-I staff conducted a full-day of in-person CDBG compliance training for newly awarded CDBG-I grant recipients and a few consultants. The training discussed the key CDBG compliance areas attached to a federal CDBG-funded project. This training was held on June 27, 2023 at the Wake County Cooperative Extension in Raleigh and had 13 attendees.

5.5.5 Environmental Review Training

CDBG-I staff conducted a half-day of in-person compliance training for newly awarded CDBG-I grant recipients and first-time local government staff and consultants. The training discussed the CDBG-I environmental review process with detailed information on the environmental report development and release of funds requirements. This training was held on June 28, 2023 at the Wake County Cooperative Extension in Raleigh and had twelve (12) attendees.

6.0 State Wastewater Reserve and State Drinking Water Reserves

The State Reserve Program (SRP) affords recipients the opportunity to improve their infrastructure in many ways. Through the State Wastewater Reserve (SWWR) and State Drinking Water Reserve (SDWR), the Division of Water Infrastructure (DWI) and the State Water Infrastructure Authority (SWIA) have worked together to offer combinations of loans and grants based on affordability criteria. Additionally, Asset Inventory and Assessment (AIA) grants and Merger/Regionalization Feasibility (MRF) grants are included in the SRP and continue to provide a vital resource for recipients desiring to shift from reactive to proactive management.

Fiscal Year 2023-2023 highlights from the State Reserve Program (SRP) include the following:

- The SWIA awarded funding from the American Rescue Plan Act allocation and allocations from S.L. 2022-74 through the SDWR, SWWR, AIA, and MRF programs. Awards from S.L. 2022-74 allocations were made three days after passage of the law.
- The SWIA awarded 136 construction projects or pre-construction planning grants for a total of approximately \$422.4 million.
- The SWIA awarded 279 AIA grants for a total of approximately \$60.8 million.
- The SWIA awarded 18 MRF grants for a total of approximately \$3.5 million.
- The SWIA awarded grants to all complete and eligible MRF applications, a trend that has continued since the inception of this program.
- Division staff developed an American Rescue Plan Act (ARPA) Administration Plan (see Section 1.2 for more details) to guide the award of ARPA funds from various programs including the State Reserve Program.
- The DWI continued administering approximately \$1.1 billion from direct appropriations of ARPA and General Funds to the SWWR and SDWR in S.L. 2021-180 and S.L. 2022-74 to directed projects. By June 30, 2023, \$998.3 million was obligated to 199 projects for the local governments that completed Request for Funding forms to provide information to initiate their projects.

As part of the Water Infrastructure Fund statutes, G.S. 159G-26(a) requires an annual report on the status of the State Reserves for the previous state fiscal year. For the purposes of this report, the most recently completed state fiscal year is FY 2022-2023, which consists of SWIA awards for two funding rounds: July 2022 (application intake date: April 2022) and February 2023 (application intake date: September 2022).

Session Law 2021-180 and S.L. 2022-74 require the annual report to include the status of projects funded under these laws, which provided ARPA and General Funds¹ to be awarded through the

¹ While S.L. 2022-74 appropriated \$611 million for water and wastewater infrastructure funding using a combination of ARPA funds and General Funds, all projects start with ARPA funds and the DWI administers all of the funds following the same Administration Plan and processes as ARPA funds. Hereinafter, these funds will be summarized as “ARPA funds”.

SWWR and SDWR. Project status as of June 30, 2023 is included in this report in Appendices Q and R. During FY 2022-2023, DWI worked with the local governments with direct appropriations in S.L. 2021-180 and S.L. 2022-74 to initiate their projects, while SWIA awarded nearly all of the ARPA and General Funds appropriated for competitive funding in S.L. 2021-180 and S.L. 2022-74.

This chapter contains the following sections: (1) Overview of Programs, (2) Available Funds, and (3) Financial Health.

Figure 6.1 shows the percentage of funds awarded by SWIA for each program (see Sections 6.1.1 through 6.1.3). Table 6.1 shows the amount awarded by SWIA for each program, also broken down by ARPA funds and non-ARPA funds expended.

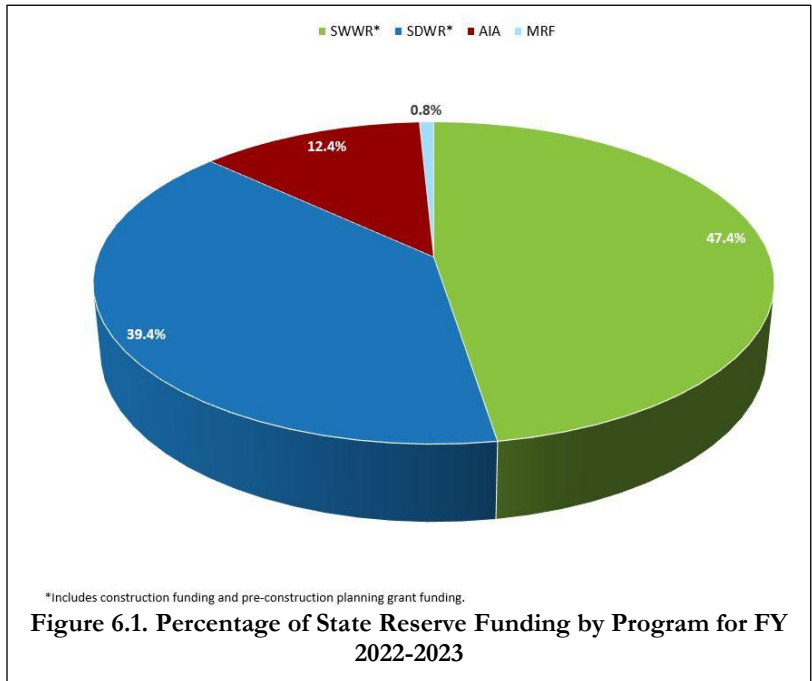


Table 6.1 Summary of Competitive State Reserve Funding for FY 2022-2023	
Program	Amount Funded
State Wastewater Reserve (ARPA) Construction & Pre-construction ^a	\$120,952,608
State Wastewater Reserve (non-ARPA) Construction	\$2,780,850
State Drinking Water Reserve (ARPA) Construction & Pre-construction ^a	\$119,108,152
State Drinking Water Reserve (non-ARPA) Construction	\$0
Asset Inventory and Assessment Grants (ARPA)	\$60,076,182
Asset Inventory and Assessment Grants (non-ARPA)	\$503,000
Merger/Regionalization Feasibility Grants (ARPA)	\$3,495,000
Merger/Regionalization Feasibility Grants (non-ARPA)	\$50,000
S.L. 2022-74 ARPA Funds obligated through the SWWR and SDWR	\$182,393,017
Total Funded:	\$489,358,809

^aSince construction projects and pre-construction planning grants were graded under the same Priority Rating System (PRS), funding is reported in the same category.

6.1 Overview of Programs

The DWI offers both construction and non-construction funding through the State Reserves. The construction programs enable recipients to fund drinking water and wastewater construction projects that address infrastructure needs such as failed infrastructure, expansion, or rehabilitation and replacement. Additionally, with ARPA funds being available this year, DWI was able to offer pre-construction planning grants (PCPGs) to allow for local government units (LGUs) and eligible entities² applying for funding to complete all necessary pre-

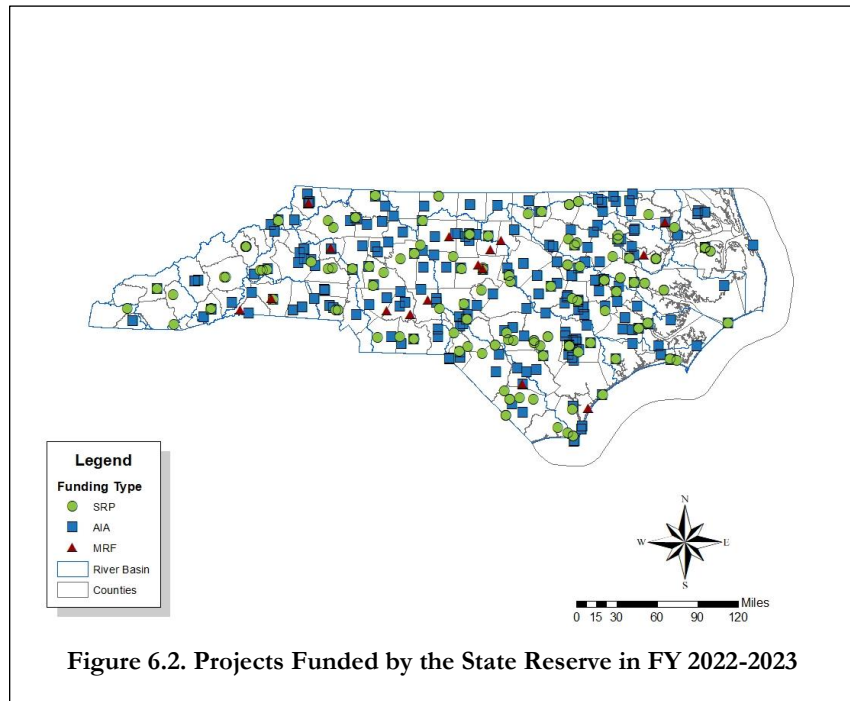


Figure 6.2. Projects Funded by the State Reserve in FY 2022-2023

construction planning work. These projects were graded under the same Priority Rating System (PRS) as the construction applications; therefore, in Table 6.1, they were reported out as both construction and pre-construction funding. During FY 2022-2023, all State Reserve funding, regardless of being ARPA or non-ARPA, was awarded 100 percent grant funding.

The non-construction grants offered through the State Reserves provide a mechanism for applicants to study various issues facing their systems, ranging from mapping their utilities to studying the feasibility of a merger or consolidation.

Figure 6.2 shows the spread of projects funded by this program for FY 2022-2023. The following sections discuss each of these programs in more detail. S.L. 2021-180 and S.L. 2022-74 directly appropriated funds to LGUs across the state through the State Reserve Program. Figure 6.3 shows the spread of the directed projects by status as of the end of FY 2022-2023.

² For brevity, eligible entities for SWWR and SDWR funds, which include local government units and non-profit water/wastewater companies, are referred to in this report as “LGUs”.

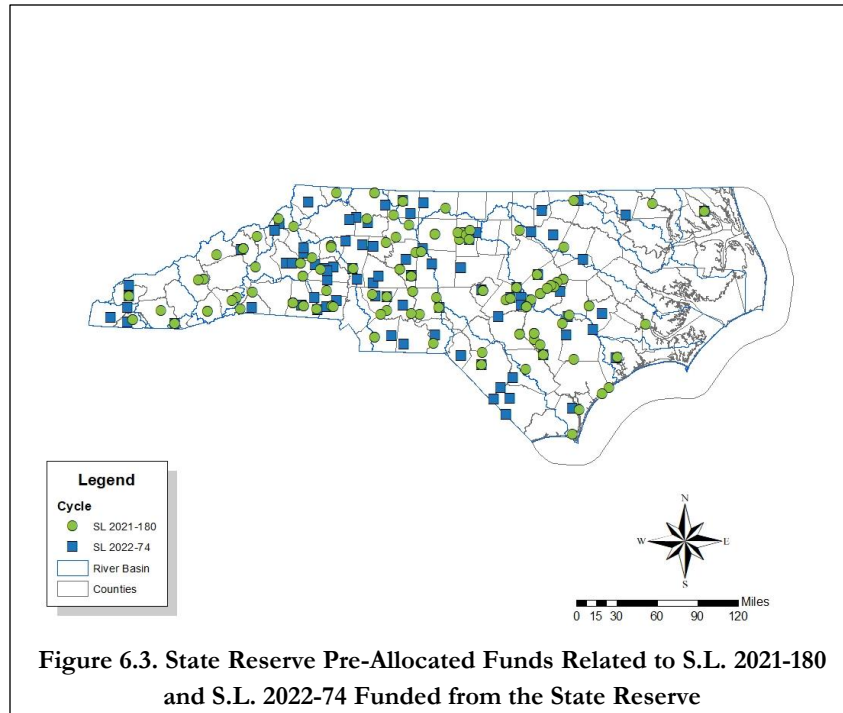


Figure 6.3. State Reserve Pre-Allocated Funds Related to S.L. 2021-180 and S.L. 2022-74 Funded from the State Reserve

6.1.1 State Project Loans and Grants

The DWI administers a State Reserve Project (SRP) program for construction projects that includes appropriated grants and revolving loans, which are awarded by SWIA, as well as State Emergency Loans. The revolving loans may be at market rate or at a targeted interest rate. The DWI also began administering PCPGs (see below for more information) as part of ARPA.

The purpose of grants funded with ARPA dollars is to enable any eligible recipient the ability to access drinking water and wastewater infrastructure funding. The American Rescue Plan Act provided the SRP 100 percent of its funding in grants. The grant limits for ARPA funds appropriated in S.L. 2021-180 varied depending on whether an LGU was “At-Risk” or considered to be “Other” (i.e., neither eligible for the Viable Utility Reserve nor the “At-Risk” categorization). If an LGU was “At-Risk”, construction grant limits were set at \$15 million per LGU. For “Other” LGUs, grant limits were set at \$5 million per LGU.

The non-ARPA SRP program also contains a grant program that covers part or all of the construction costs associated with a wastewater or water infrastructure project. The purpose of the grants is to enable financially disadvantaged LGUs to address water quality or public health issues related to water infrastructure. Normally, eligibility for grants is determined based on the affordability criteria as outlined in the PRS. Grant amounts are limited to \$3 million every three years for each system type (water or wastewater) [G.S. 159G-36(c)(3)].

As part of the ARPA program, during FY 2022-2023, the DWI began administering ARPA funding related to PCPGs. These PCPGs provide the funding to complete all necessary pre-construction planning work, up to the start of construction. These projects were graded under the same PRS as the

construction applications. Grant limits for PCPGs are \$400,000 per eligible entity in the 2021-2023 biennium.

The SWIA approved a PRS for the SRP portion of the State Reserves that is identical to the PRS used for the CWSRF and DWSRF programs so that Division staff can recommend the best funding available for applicants' projects. The DWI ranks projects based on (1) project purpose, (2) project benefits (3) system management, and (4) affordability. Due to the unique nature of the SRP funding in FY 2022-2023, all non-ARPA funds provided to applicants were in the form of 100 percent state grant.

Under the SRP program, DWI provides SWIA with a list of projects ranked according to prioritization score, and SWIA makes final funding determinations. For the SRP program, applications during FY 2022-2023 were accepted in May 2022, with SWIA making awards in July 2022. Also, applications were accepted in September 2022, and SWIA made awards in February 2023. During FY 2022-2023, DWI was able to fund the number of projects as shown in Table 6.2. Appendix Q provides a list of projects from the SRP program that DWI funded in FY 2022-2023.

SRP Program	Number of Projects Funded	Amount Funded
State Wastewater Reserve (ARPA)	23	\$113,338,608
State Wastewater Reserve (non-ARPA)	2	\$2,780,850
Wastewater ARPA PCPG	24	\$7,614,000
State Drinking Water Reserve (ARPA)	29	\$114,438,452
State Drinking Water Reserve (non-ARPA)	0	\$0
Drinking Water ARPA PCPG	16	\$4,669,700
S.L. 2022-74	43	\$182,393,017
Total (for construction and PCPGs):	137	\$425,234,627

A State Emergency Loan (SEL) is available through the SRP in the event the Secretary of the Department of Environmental Quality certifies that either:

- A serious public health hazard related to the inadequacy of an existing wastewater collection system or wastewater treatment works is present or imminent in a community, or
- A serious public health hazard or drought emergency related to the water supply system is present or imminent in a community.

Applicants may submit an application for an SEL at any time during the year [G.S. 159G-39(b)]. Decisions regarding SEL loans are determined by DEQ and not SWIA. In the last fiscal year, DWI did not fund any emergency loan projects.

S.L. 2022-74 directly appropriated ARPA funds (earmarks) to 103 LGUs through the SWWR and SDWR in July 2023.³ These projects are not awarded by SWIA. Division staff administer these projects

³ This is in addition to the 135 LGUs that received funding through S.L. 2021-180 in FY 2021-2022.

and oversee their construction. The LGUs with ARPA directed projects were contacted and requested to complete a Request for Funding form to ensure eligibility and initiate their projects. Funds are obligated (or committed) to the local government when a Request for Funding is reviewed, a funding offer is made and accepted by the local government. As such, not all of the earmarks have been obligated as of June 30, 2023. The location of these projects is shown in Figure 6.3. Of the 240 SWWR and SDWR directed projects, ARPA funds were obligated to 199 separate projects by June 30, 2023, which amounts to \$998.3 million of the \$1.1 billion earmarked in the Session Laws. See Appendix Q for more detail.

6.1.2 Asset Inventory and Assessment Grants

For many LGUs, water and sewer infrastructure consists of old, buried infrastructure that a town or mill installed 50, 70, or 100 years ago. The varying ages and conditions of water and/or sewer infrastructure are a challenge for utility staff to manage. Asset Inventory and Assessment (AIA) grants are available to inventory the existing water and/or sewer system and document the condition of the inventoried infrastructure. These grants enable LGUs to identify system components, determine the condition of critical components, establish capital costs and operating and maintenance costs, prioritize projects, and prepare a realistic capital improvement plan. Having this information empowers utilities to become more proactive in managing and financing their systems by identifying their most critical needs, thus ensuring that financing for capital improvements is used most efficiently.

These grants are available through the SWWR and SDWR and provide funds to LGUs and nonprofit water corporations. Both ARPA and non-ARPA AIA grant funding was available this round.

For ARPA grant funding, applicants were limited to \$400,000 for any combination of planning grant, including PCPGs, AIAs, and merger/regionalization feasibility (MRF) grants. The local match for ARPA AIA grants was waived, as were the size restrictions.

For non-ARPA AIA grants, affordability criteria do not limit eligibility or grant percentages for this program but do determine the amount of local match required from the applicant (ARPA-funded projects do not require a local match). In FY2022-2023, the local matches were waived to manage the non-ARPA AIA grants, similar to ARPA AIA grants. Grants to a recipient are limited to \$150,000 over a period of three fiscal years for each system type (water or sewer) [G.S. 159G-36(c)(5)]. The \$150,000 funding limit typically results in a limited scope of work that can be reasonably performed, leaving the recipient with either partial or highly-focused (rather than all-encompassing) asset management and/or capital improvement plans needed to maintain/achieve viability.

For the AIA grants, DWI staff evaluate and rank applications based on (1) project benefits, (2) system management, and (3) affordability, with a goal of prioritizing applications that reflect the greatest likelihood that information obtained through the grant will be utilized for improved management of the system. Applicants supply a narrative in their application that DWI staff evaluate. The DWI provides SWIA with a list of applications ranked by prioritization score. The SWIA makes final funding determinations.

In FY 2022-2023, DWI accepted applications for this program in May 2022 and September 2022, and SWIA made awards in July 2022 and February 2023, respectively. Table 6.3 shows the number of projects and amount of funding awarded by SWIA during FY 2022-2023. See Appendix R for a specific listing of projects.

6.1.3 Merger/Regionalization Feasibility Grants

Utilities may operate more efficiently under different organizational structures or by gaining economies of scale. Merger/Regionalization Feasibility (MRF) grants are available to determine the feasibility of consolidating the management of multiple utilities into a single utility operation, utilizing management companies, developing shared resources with other LGUs to provide regional treatment, and determining the best way of carrying out the consolidation or regionalization alternatives [G.S. 159G-33(a)(3)]. The purpose of these grants is to allow an LGU to identify challenges, benefits, and implications and then work with potential partners. These MRF grants are especially helpful for LGUs that may have compliance or viability concerns. These grants also offer a benefit to LGUs seeking opportunities to improve their operational efficiency by joining with another LGU.

For ARPA grant funding, applicants were limited to \$400,000 for any combination of planning grant, including PCPGs, AIAs, and MRF grants. As is typical, there were no match requirements for MRF grants.

Non-ARPA MRF grants to an applicant are limited to \$50,000 over a period of three fiscal years for each system type (water or sewer). Affordability criteria do not limit eligibility or grant percentages for this program [G.S. 159G-36(c)(4)]. Funded applicants receive 100 percent grant funding with no match required. The \$50,000 funding limit typically results in a limited scope of work that can be reasonably performed, leaving the recipient with either too-broad or too-narrow of an analysis of their infrastructure, organizational, and financial needs to maintain/achieve viability.

For the MRF grants, DWI staff evaluate and rank applications based on (1) project benefits, (2) system management, and (3) affordability, to prioritize those systems with fewer connections, more compliance issues, smaller staffs, greater financial barriers, or any combination of the above that may hinder system viability and the ability to self-fund or conduct a feasibility study. Applicants supply a narrative in their application that DWI staff evaluate. The DWI provides SWIA with a list of projects ranked by prioritization score. The SWIA makes final funding determinations.

In FY 2022-2023, the Division accepted applications for this program in May 2022 and September 2022, and SWIA made awards in July 2022 and February 2023, respectively. Table 6.3 below shows the number of MRF projects awarded as well as the amount of funding awarded during FY 2022-2023 (see Appendix R).

Table 6.3. Planning Grants Funded by the State Reserve in FY 2022-2023

Planning Grant Program	Number of Projects Funded	Dollars Funded
ARPA AIA Grant	278	\$60,076,182
Non-ARPA AIA Grant	4	\$503,000
ARPA MRF Grant	18	\$3,495,000
Non-ARPA MRF Grant	1	\$403,000
Total (for AIA and MRFs):	297^a	\$64,124,182

^a3 Non-ARPA AIA-Grants used to co-fund projects; therefore, it is not counted in the total. 1 non-ARPA MRF grant used to co-fund project; therefore, it is not counted in the total.

6.2 Available Funds

In FY 2022-2023, the General Assembly appropriated \$10.0 million in recurring grant funding, which was used to provide SRP, AIA, and MRF grant funding to recipients. In Session Law 2021-180, and amended by Session Law 2022-06, along with Session Law 2022-74, the following ARPA funds (and General Funds) were added to the SWWR and SDWR:

- \$309,100,000 for At Risk systems and projects
- \$732,525,000 for all systems that are not At Risk and not Distressed
- \$80,000,000 for planning grants
- \$285,500,000 in ARPA funds for all systems in S.L. 2022-74
- \$325,980,444 in General Funds for all systems in S.L. 2022-74
- \$2,000,000 in a special appropriation for a directed project in S.L. 2022-06

The ARPA funds include portions to be transferred to other state agencies, reserved for administrative costs, and direct appropriations to specific recipients. Of these funds, \$1,130,151,195 were directly appropriated to specific LGUs. Excluding the directed projects, transfers to other state agencies, and 3% for administrative costs, \$487,493,415 was available for competitive funding.

6.3 Financial Health

Table 6.4 shows the binding commitments made for the SRP, specially appropriated grants, AIA, and MRF grant programs during FY 2022-2023. Ongoing project costs continued to be reimbursed from the general loan, AIA grants, MRF grants, and special appropriations accounts. Appendix S shows the disbursements and remaining funds to be disbursed, and Appendix T contains the financial status of the State Reserve projects.

Table 6.4. Award Offers or Binding Commitments from State Reserve Funding for FY 2022-2023

Program	Number of Projects	Grant Amounts (\$)	Loan Amounts (\$)
SWWR ^a	37	\$18,000,000	\$241,484,295
SDWR ^a	5	\$2,881,167	\$113,836,947

Table 6.4. Award Offers or Binding Commitments from State Reserve Funding for FY 2022-2023

Program	Number of Projects	Grant Amounts (\$)	Loan Amounts (\$)
SWWR-ARPA ^b	52	\$243,828,682	\$0
SDWR-ARPA ^b	52	\$189,326,462	\$0
AIA-SWWR-ARPA ^c	41	\$10,480,255	\$0
AIA-SWWR-Non-ARPA ^c	9	\$2,372,900	\$0
AIA-SDWR-ARPA ^c	47	\$8,978,034	\$0
AIA-SDWR-Non-ARPA ^c	6	\$1,187,000	\$0
MRF-SWWR-ARPA ^d	2	\$600,000	\$0
MRF-SWWR-Non-ARPA ^d	5	\$633,000	\$0
MRF-SDWR-ARPA ^d	5	\$1,200,000	\$0
MRF-SDWR-Non-ARPA ^d	1	\$383,000	\$0

^a SWWR = State Wastewater Reserves, SDWR = State Drinking Water Reserves (both excluding ARPA commitments)
^b SWWR-ARPA = ARPA-funded SWWR projects (committed from the direct appropriations), SDWR-ARPA = ARPA-funded SDWR projects (committed from the direct appropriations)
^c AIA-SWWR = Asset Inventory and Assessment grants for the SWWR, AIA-SDWR = Asset Inventory and Assessment grant for the SDWR
^d MRF-SWWR = Merger/Regionalization Feasibility grant for the SWWR, MRF-SDWR = Merger/Regionalization Feasibility grant for the SDWR

7.0 Viable Utilities Reserve and Program

The Viable Utility Reserve (VUR) is a relatively new program within the Water Infrastructure Fund, having been established upon the ratification of Session Law 2020-79 in July 2020, and aimed at local government units that are experiencing financial, infrastructure, and/or organizational stress within their water and/or wastewater utilities. Local government units (LGUs) must be designated as distressed by both the State Water Infrastructure Authority (SWIA) and the Local Government Commission (LGC) to benefit from VUR funding. Distressed LGUs also have statutory requirements that are administered by the Viable Utility Program (VUP). North Carolina General Statute (NCGS) 159G-45(a) addresses the identification of distressed LGUs.

Fiscal Year 2022-2023 highlights from the Viable Utility Reserve (VUR) and Program include the following:

- The SWIA awarded all funding related to the American Rescue Plan Act (ARPA) for drinking water, wastewater, and planning grants as discussed in the bullets below.
- The SWIA awarded the following from the VUR:
 - 42 drinking water projects (VUR-DW) projects for a total of approximately \$152.2 million.
 - 24 wastewater (VUR-WW) projects for a total of approximately \$164.7 million.
 - Four drinking water projects for a total of approximately \$9.3 million in lieu of previously awarded loans for VUR-eligible projects that had not incurred debt as of July 2022.¹
 - 15 training grants of \$2,000 each for LGUs designated as distressed.
 - 29 Asset Inventory and Assessment Grants (VUR-AIA) for a total of approximately \$9.0 million.
 - One Merger/Regionalization Feasibility (VUR-MRF) grant for a total of \$195,000.
- The SWIA awarded one Emergency Operating Grant (VUR-EOG) for a total of \$128,000 from the VUR.
- The SWIA approved distressed LGU assessment and identification protocols. The SWIA, LGC, and DWI completed their second reassessment cycle related to distressed LGUs, and SWIA approved its third round of assessment-based designations.
- The DWI completed its second and third rounds of VU initial education for elected officials and staff of distressed LGUs.
- The DWI continued developing guidance to help distressed LGUs satisfy the statutory requirements of distressed LGUs, including the required development of action plans, rate studies, and financial analyses.

¹ Fund swaps converted loans from either the Drinking Water State Revolving Fund (DWSRF) or Drinking Water State Reserve (DWSR) to VUR grant funds, in accordance with the APRA Administration Plan.

The state statute that establishes the Water Infrastructure Fund, NCGS 159G-26(a), requires an annual report on the status of the VUR for the previous state fiscal year. For the purposes of this report, the most recently completed state fiscal year is FY 2022-2023, which covers SWIA awards for two funding rounds, July 2022 (application intake date: May 2022) and February 2023 (application intake date: September 2022). It also covers other awards made from the VUR between funding rounds. Session Law (S.L.) 2021-180, Section 12.13.(j) requires the annual report to include a status of projects funded under Section 12.13 of the Session Law, which provided ARPA funds to be awarded through the VUR. The status of construction projects and planning projects as of June 30, 2023 is included in this report in Appendix U and Appendix V, respectively. During FY 2022-2023, the DWI continued working with the local governments with direct appropriations in S.L. 2021-180 to administer their projects.

This chapter includes the following sections: (1) Overview of the Viable Utility Reserve Funding, (2) Distressed Designation and Reassessment, (3) Viable Utilities Program, (4) Other Efforts in the Viable Utilities Program, and (5) Viable Utilities Program Challenges.

7.1 Viable Utility Reserve Funding

The VUR provides 100 percent grant funding to LGUs for projects that support viability for LGUs designated by SWIA and the Local Government Commission (LGC) as distressed.

The DWI can offer both planning grant and construction project funding through the VUR. Initially seeded with \$9.0 million in non-recurring funding in 2020, the American Rescue Plan Act (ARPA) provided an additional \$444.4 million in the VUR through S.L. 2021-180 and amended in S.L. 2022-06. The \$444.4 million includes funding for administrative costs and direct appropriations to specific LGUs. NCGS 159G-32(d) limits the types of projects that are eligible for construction funding through the VUR and limits the amount of grant per recipient to \$15 million (\$30 million for two or more LGUs merging their systems into one). Table 7.1 shows the amount funded from the VUR for each type of grant.

Wastewater and Drinking Water Construction	\$326,242,175
Asset Inventory and Assessment Grants	\$8,986,955
Merger/Regionalization Feasibility Grants	\$195,000
Training Grants	\$30,000
Emergency Operating Grants	\$128,000
Total Funded:	\$335,582,130

The DWI also offers construction grants via the VUR, which enable recipients to fund water and wastewater construction projects that address eligible infrastructure needs such as interconnection, rehabilitation, or decentralization. The following sections discuss each of these programs in more detail. Each grant must be approved by both SWIA and LGC.

Non-construction grants offered through the VUR offer mechanisms for applicants to (1) receive training (Training Grant), (2) continue operating their systems during times of fiscal distress (Emergency Operating Grant), and (3) study their systems and the various challenges they face, from mapping their utilities to studying the feasibility of a merger or consolidation.

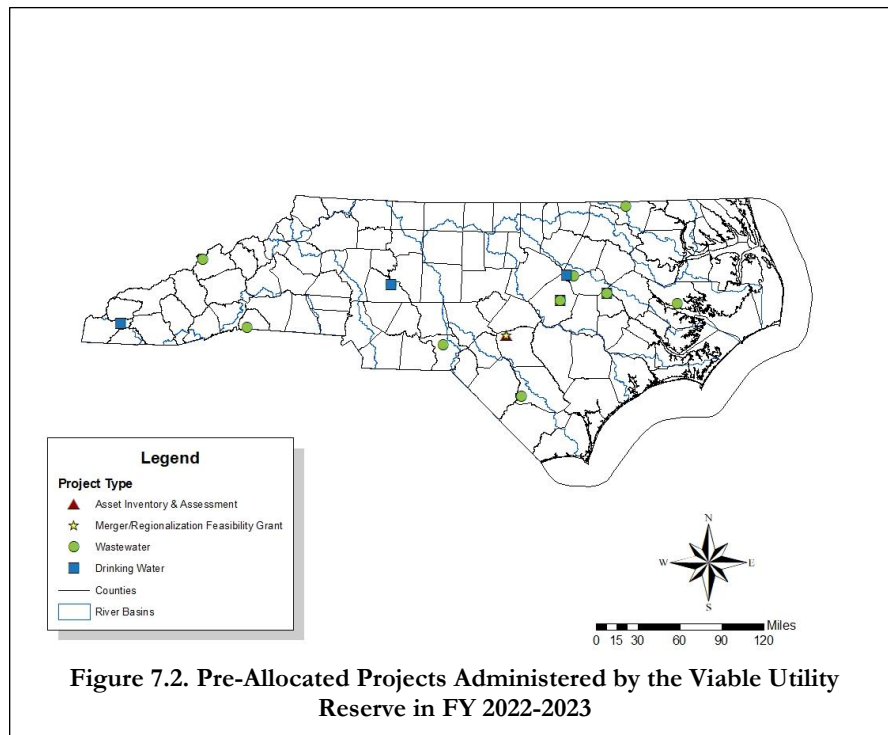
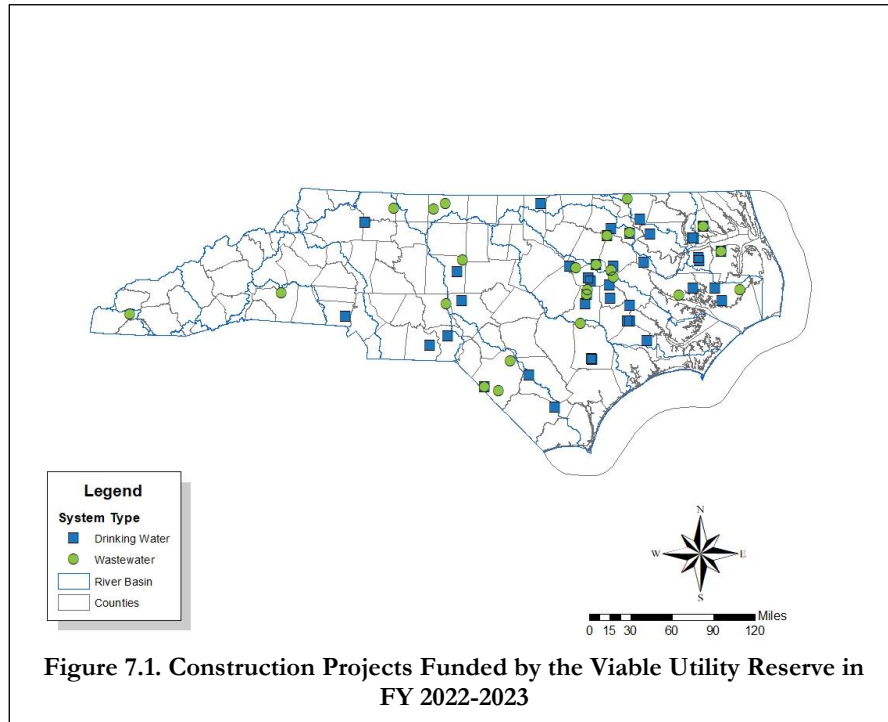
7.1.1 Construction Projects

The VUR allows LGUs that have been designated distressed due to infrastructure, organizational, and/or financial difficulties to obtain grant funding that will enable them to invest in their systems with projects to help the LGU move toward viability. The influx of ARPA funding enabled SWIA and LGC to award VUR grants to fund 46 drinking water projects, plus four previously-awarded projects that are VUR-eligible and that would have incurred State Revolving Fund or State Reserve Program debt.² The SWIA and LGC also awarded 24 wastewater projects that were VUR-eligible. Table 7.2 shows the breakdown of the projects funded, and Figure 7.1 shows the location of these projects across the state.

Funding	Number of Projects	Funding
Drinking Water Funds in Lieu of Loans	4	\$9,289,448
Drinking Water	42	\$152,205,266
Wastewater	24	\$164,747,461
Total:	70	\$326,242,175

S.L. 2021-180, amended by S.L. 2022-06, earmarked \$59.5 million ARPA VUR funds to 13 LGUs. These project awards are not awarded by SWIA or LGC. Division staff administer these projects and oversee their implementation. The direct appropriations may be split into multiple projects for the same local government unit. By the end of FY 2022-2023, earmark awards for 18 projects for 13 LGUs were identified and initiated, for a total funding commitment of \$59,515,356. The locations of the projects are shown in Figure 7.2 .

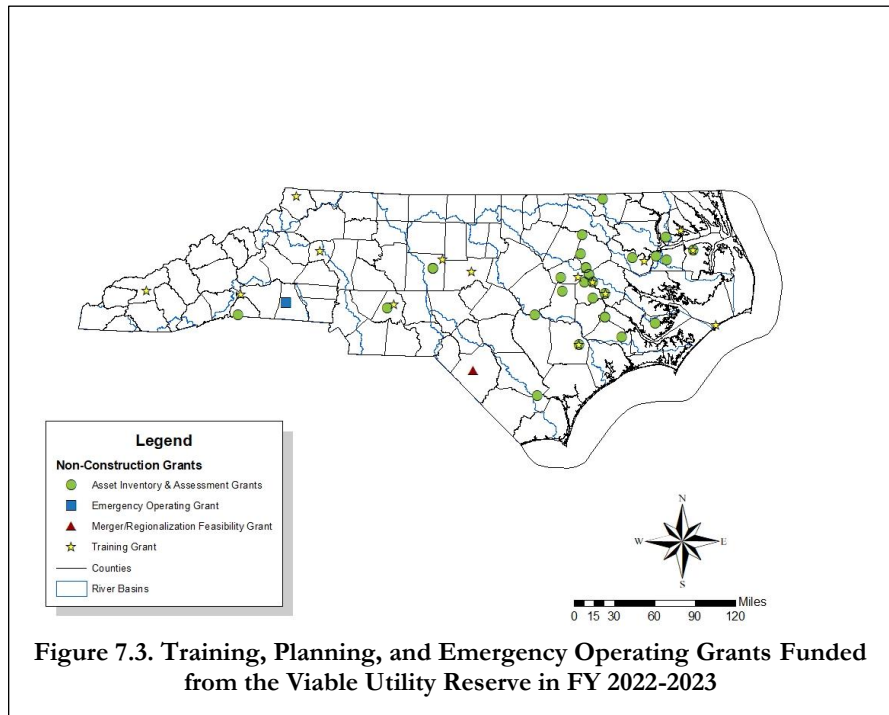
² The VUR grants provided the funding needed in lieu of the loans, thereby reducing potential debt burdens on distressed LGUs. These projects were VUR-eligible, in the project planning stages, and had not had a loan disbursement on the project.



See Appendix U for more detail.

7.1.2 Planning, Training, and Emergency Operating Grants

The DWI administers three types of grants that are not construction related. These are training grants, study grants (including AIA grants and MRF grants), and emergency operating grants (EOG). There are no individual grant limits, save for the \$15 million overall (lifetime award) VUR limit, which also includes any construction grants awarded to the LGU. Figure 7.3 shows how VUR non-construction grants have been distributed across the state. Appendix V contains more information related to these projects.



Each LGU designated as distressed automatically receives a \$2,000 training grant available for two years following the date of award. In FY 2022-2023, training grants were awarded in July and September and can be used to reimburse eligible expenses from August 1, 2022 through August 1, 2024 and October 1, 2022 through October 1, 2024, respectively. In FY 2022-2023, 15 training grants (using ARPA funds) were created for a total of \$30,000 for newly-designated LGUs.

Within the VU program requirements, LGUs designated as distressed must complete an asset inventory and assessment, including a rate study, which enables them to determine the location and condition of assets within their system, necessary capital improvements, operations and maintenance improvements, and associated rate implications. During FY 2022-2023, SWIA and LGC approved 29 AIA grants from the VUR (using ARPA funds) for a total of \$8,986,955.

Funded by a Merger Regionalization Feasibility (MRF) study grant, distressed LGUs also have the ability to investigate ways to gain economies of scale such as through a system merger, regionalization, or other kind of partnerships that enable better use of limited funds. During FY 2022-2023, SWIA and LGC approved one MRF grant from the VUR (using ARPA funds) for a total of \$195,000.

LGUs under LGC fiscal control per NCGS 159-181(c) may be awarded emergency operating grants (EOGs) by SWIA on an as-needed (i.e., off-cycle) basis. EOGs provide operational funds to make up

for revenue shortfalls for these units. During FY 2022-2023, SWIA and LGC awarded one EOG grant for a total of \$128,000. Since EOGs cannot be funded using ARPA funds, these awards are paid out of the original \$9 million non-recurring VUR allocation.

7.2. Distressed Designation and Assessments

7.2.1. Summary of Initial Assessment and Identification Criteria

In 2020, DWI staff worked with LGC staff to develop the following Identification Criteria to be used to designate LGUs as distressed, which were approved by SWIA and LGC. The abbreviated summary of the Identification Criteria is below:

1. Identification Criterion 1: LGUs under fiscal control of the LGC
2. Identification Criterion 2: LGUs missing audits for two years in a row
3. Identification Criterion 3: LGUs scoring above thresholds during annual assessment (Assessment Criteria scores)
4. Identification Criterion 4: Other information

For Criterion 3, the Assessment Criteria score considers 20 different parameters that are indicative of LGU financial, organizational, or infrastructure distress. Four of the parameters are specifically required by statute; others consider infrastructure, operational, and financial risk indicators. Financial risk indicators utilize the most recent year of financial audit data from the LGC, while infrastructure and operational compliance metrics aggregate a total of five years of recent data. The various parameters have point values ranging from one to four, and a total score of nine or higher for systems that provide both water and wastewater service or eight or higher for systems that provide only one service is considered potentially distressed.

The initial assessment of LGUs was conducted in late 2020 through early 2021 using 2019 financial audit data and water and wastewater compliance data from the previous five years. The SWIA and LGC designated 96 units as distressed based on the initial assessment round.

In the Spring of 2022, the DWI reassessed all LGUs based on updated financial and compliance data. With this second assessment, SWIA and LGC agreed to a process by which LGUs that score above the designation threshold for two consecutive years are automatically recommended for designation under Criterion 3, and LGUs that score about the threshold for the first time are sent a notification letter and given the option to request designation to begin participating in the program immediately or wait to see how they score in the next assessment. This second assessment year ultimately resulted in the designation of 33 additional LGUs.

7.2.2. Reassessment for FY 2022-2023

In the Spring of 2023, DWI used the same assessment criteria that had previously been developed and used for the required annual reassessment. The data were updated with 2023 rate information, 2022 audit data (as of March 1, 2023), 2018-2022 compliance data, and affordability data as compiled for the Fall 2022 application round. For this assessment, DWI staff worked closely with LGC staff to refine the list of LGUs in the assessment, ensure that audit data were pulled correctly, and implement additional QA/QC measures to ensure data accuracy. This assessment resulted in designation of eight LGUs that exceeded the designation threshold for the second year and six LGUs that exceeded the designation threshold for first time and requested designation. The LGC reviewed LGUs that had missing and/or late audits for two consecutive years but did not make any designations under Criterion 2.

To date, no LGUs have had the distressed designation removed; however, the total number of designated distressed units has shifted over time as some previously designated LGUs no longer have active water and/or sewer systems. There are currently 145 LGUs that have been designated as distressed, with one pending designation. Note that a limited number of previously designated LGUs are no longer their separate utilities due to mergers and other changes.

7.2.3. Next Steps for Reassessment

Now that three rounds of assessments have been completed, DWI and LGC staff will be analyzing the data that has been collected and the assessment criteria to evaluate how well the assessment and designation processes are working to identify LGUs that may benefit from participating in the VUP. Staff will work with the Viable Utility Committee of the SWIA to review and consider changes to assessment criteria parameters, point values, and designation criteria. Division staff will also begin developing a process by which LGUs that have satisfied the requirements of the VUP will have the distressed designation removed.

The next annual assessment will be conducted in Spring of 2024 based on FY2023 audited financial data as well as updated data for other parameters including rates, compliance information, and affordability data. Changes to the criteria and/or assessment process may be implemented upon approval by SWIA and LGC. LGUs will continue to have the option to request designation under Criterion 4. Staff have developed a process for LGUs to submit supporting documentation supporting the request. After reviewing the submitted information, staff will present requests for designation to the SWIA and LGC for consideration.

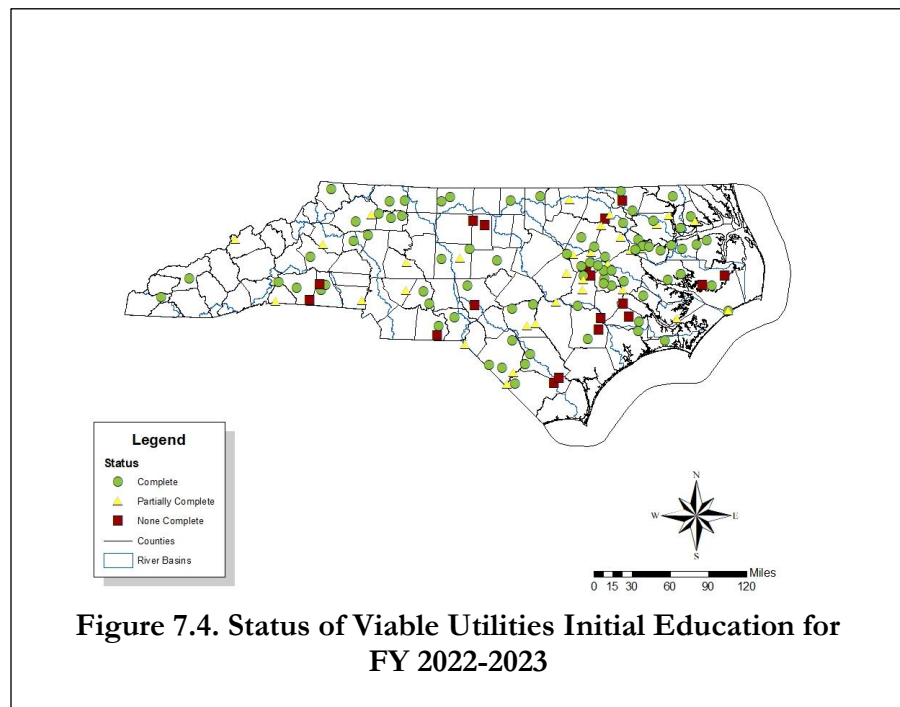
7.3 Viable Utilities Program

7.3.1 Initial Education

G.S. 159G-45(b)(2) requires that all LGUs designated as distressed by SWIA and LGC complete an initial education program. Based upon discussions and approvals in July 2021 by the SWIA and LGC, DWI requires participation by at least two members of an LGU’s governing board as well as the person responsible for the management of the water and/or wastewater system (e.g., Utility Director, Operator of Responsible Charge, Town Manager) and the person responsible for the finances of the system (e.g., Finance Officer, Town Clerk).

Additionally, in July 2021, the SWIA and LGC approved the scope and delivery mechanism of the training. The scope consists of four major topics: utility management basics plus the three best practice areas discussed in the Master Plan, which are infrastructure, organizational, and financial. The DWI offers this training via two delivery mechanisms: on-demand training or in-person training.

The on-demand training consists of completion of the four modules discussed above, plus an introduction and keynote modules. Participants are then required to attend one of two live webinars. The on-demand version is hosted by the NC League of Municipalities (NCLM). During the Fall of 2021, DWI staff, alongside other resource agency staff, recorded modules. The on-demand training launched in December 2021, and



registration officially began in January 2022. Live webinars were held in May 2022 (May 18 and May 22). As of June 30, 2022, 397 people, representing approximately 40 LGUs, had registered with DWI for on-demand training (Note: Some LGUs completed their initial training via both on-demand and in-person). By the end of FY 2022-2023, of those who had registered with DWI for on-demand training, approximately 59 percent had completed their initial education. Fifteen percent had completed their modules and just needed to attend the live webinars. Five percent had registered with NCLM, and 17 percent had yet to register with NCLM.

Division staff and resource agency personnel also conducted in-person training during the Fall of 2022 and Spring of 2023. This training teaches the same material as the on-demand version, but it is completed within one day and the format is more interactive. Also, participants take a pre- and post-class quiz to determine how much they've learned during the day. The DWI held four trainings specifically aimed at distressed LGUs. These were held at two different locations across the state (Williamston and Kernersville), and staff held an additional fifth one at the annual NC Rural Water Conference in May. Overall, 140 people attended during FY 2022-2023.³

Figure 7.4 shows the status of the initial education program.

7.3.2. Viable Utilities Statutory Requirements and Program Development

Since the advent of the Viable Utilities (VU) program in 2020, DWI has focused on administering the program's statutory requirements in ways that both make sense to and do not overwhelm distressed LGUs. It is recognized that staff or elected officials in distressed units may not have the time or resources to effectively interpret regulatory language and navigate complex administrative processes. Additionally, there is value in creating a framework for completion of the statutory requirements that provides the LGU and its stakeholders experiential training as they complete requirements, which will help them keep these efforts perpetually updated and relevant. Viable utilities will have institutionalized the practices that 159G-45(b) requires of distressed units, as described below.

1. **Conduct an asset assessment and rate study.** An asset inventory and assessment is an essential first step in creating an asset management plan (AMP). An AMP can be defined as a “tactical plan for managing an organization's infrastructure and other assets to deliver an agreed standard of service.” AMPs are intended to be living plans, updated frequently as new data becomes available or new assets are added to the system, at least annually. Rate studies use information in the AMP along with other financial data to determine appropriate user charges. Best practices include reviewing rates annually, with periodic formal rate studies as needed.
2. **Participate in an approved training and educational program.** The DWI designed an entry-level “basic utility management practices” (BUMP) training program targeted to staff, managers and elected officials of LGUs with distressed water and/or wastewater systems. BUMP training explicitly addresses the three fundamental aspects of viable utilities identified in the SWIA's Master Plan: infrastructure, organization, and finances. BUMP training has received excellent reviews from attendees, and DWI staff have noted the value of having stakeholders from different distressed LGUs talking to and working with one another. Based on these experiences and feedback, DWI continues to modify the training agenda (e.g., to

³ Note that for the in-person training offered at the annual NC Rural Water Conference in May 2023, elected officials and staff from both distressed and non-distressed LGUs were allowed to attend.

facilitate more inter-unit discussions) and look for new opportunities to effectively engage distressed LGUs.

3. **Develop an action plan.** The DWI has been working on a process and guidance for statutorily required action plans for several months and intends on releasing initial guidance before the end of 2023. The statutory language clarifies that the action plan must include short- and long-term infrastructure and management plans, continuing education for staff and Board members, and long-term financial management. Because the action plan touches virtually all elements of the VUP and the LGU operations, DWI is taking a broad view of this effort. However, although the scope of an action plan may be broad, DWI staff with SWIA input believe that a relatively simple short-term action plan – that can be completed by the LGU directly – will help the unit gain knowledge about their systems and immediately begin engaging in the VU program, while also generating consensus within LGU and with DWI about appropriate next steps. Accordingly, the development of guidance and processes for short-term action plans (internally called, “Status Report”) is being prioritized, and development of long-term action and financial plan guidance will follow.

7.4. Other Viable Utilities Program Efforts

7.4.1. LGC Coordination

The DWI regularly coordinates with the Local Government Commission (LGC) and its staff in the Department of State Treasurer (DST). DST staff attend SWIA meetings (note that the LGC Director or designee has a permanent seat as a SWIA member), and DWI staff regularly attend LGC meetings and are often called upon to provide programmatic information during meetings. Additionally, DWI staff made a presentation about its Priority Rating System to the LGC at its February 2023 meeting, in advance of funding award recommendations that were considered at LGC’s March 2023 meeting.

The DWI holds at least two regularly scheduled meetings with DST staff monthly, one focusing on programmatic issues and one focused on issues related to LGUs under LGC control (per NCGS 159-181(c)). Monthly programmatic meetings often focus on actions needed from SWIA and LGC at their upcoming meetings, as well as internal coordination on shared program elements (e.g., annual reassessment and designation). Monthly “unit” meetings focus on specific issues related to LGUs under LGC control. These meetings provide another opportunity for DST staff who are serving as acting finance directors to coordinate directly with DWI project managers on various issues. Because DST staff generally do not have direct water/wastewater utility experience, these meetings often get into technical details of systems (e.g., operating questions or problems), with a strong focus on next steps for addressing the LGU’s challenges, meeting the statutory requirements of the VU program and returning financial control back to the LGU. Division and DST staff continue to look for opportunities to coordinate, as both entities acknowledge that LGUs under LGC control present unique challenges.

7.4.2 Ongoing Coordination with Local Government Units

The DWI coordinates with LGUs on a regular basis. Within the VUP, such coordination is more often intentional although DWI's ability to proactively work with LGUs is limited by staff availability given that 145 units are currently designated distressed. Accordingly, DWI continues to leverage partnerships with other resource agencies so that distressed LGUs get the assistance they need from the most appropriate or qualified provider. Quarterly Resource Agency Partnership for Water and Wastewater Utilities (RAPWU) meetings and ongoing dialog with DWI's resource partners ensure that our messages are consistent and that our work is coordinated.

The DWI engages with LGUs at many points in the VU process:

- Pre-designation, after an LGU scores above the distressed threshold during annual assessment. LGUs exceeding the scoring threshold for the first time are provided an information letter and their assessment scorecard, along with a choice between requesting designation in the current year or waiting to see how it scores in the subsequent year's reassessment.
- Shortly after an LGU is formally designated distressed by SWIA and the LGC, they receive a letter notifying them of their designation, the statutory requirements and other important program elements.
- During required training, including program orientation which is typically scheduled within several months of new designations, and initial BUMP training.
- At various frequencies as required for effective DWI management of construction projects and study grants.

The DWI helps coordinate regional partnerships between LGUs in areas where one or more distressed LGU is located. Increasingly, Regional Councils of Government (COGs) and other resource partners are identifying regions where LGUs are interested in working together, and consulting with DWI to discuss funding opportunities and other resources that may be available to support a partnership. In some cases, particularly where there are distressed LGUs under LGC fiscal control, DWI takes a lead role in coordinating partnership discussions. Notable partnerships in the VU program are identified in Table 7-3.

Table 7.3. Active Regional Partnerships in the DWI Viable Utilities Program

Partnership	Distressed LGUs	Non-Distressed LGUs	Coordinator
Wayne County	Eureka, Fremont, Mount Olive, Pikeville, Goldsboro	Wayne County	DWI
Martin County	Williamston, Robersonville, Parmele, Hamilton, Everetts, Jamesville	Martin County RWASA, Martin County, Hassell	Martin County
Cleveland County Water	Polkville, Kingstown, Lawndale	Fallston, Cleveland County Water	DWI/DST
Lumber River	Bladenboro, Boardman, Cerro Gordo, Dublin, Ellerbe, Fair Bluff, Fairmont, Gibson, Rowland	Proctorville	Lumber River COG with LKC Engineering

Other emerging partnership discussions that the DWI has participated in include:

- **Jones County:** Pollocksville, Trenton, Maysville
- **Columbus/Bladen County:** Bolton, East Arcadia, Sandyfield

7.4.3 Viable Utilities Unit Outreach and Collaboration Efforts

In FY 2022-2023, VUP staff made formal presentations at relevant conferences as shown in Table 7.4 and have been involved in a variety of collaborative efforts intended to support LGU viability (see Table 7.5).

Table 7.4. Conferences where Viable Utilities Staff Presented

Date	Topic/Title	Event	Sponsor
October 26, 2022	DWI Funding Opportunities	The American Rescue Plan Expert Tour	NCLM
November 1, 2022	Decentralization in the Context of Resilient Utilities: North Carolina’s VUP	Onsite Wastewater Megaconference	NOWRA
December 5-6, 2022	Viable Utilities Status	NC OneWater Annual Conference	NC OneWater
February 28, 2023	DWI Funding Opportunities	NC Resilient Communities Funding Forum	NC Office of Recovery and Resiliency
March 20, 2023	Getting to Viability: Stories and Resources from Rural Water and Wastewater Utilities in North Carolina	Rural Summit	NC Rural Center

Table 7.4. Conferences where Viable Utilities Staff Presented

Date	Topic/Title	Event	Sponsor
April 26, 2023	Division of Water Infrastructure Funding & More, Past, Present, and Future	CityVision 2023	NCLM
April 27, 2023	VUP	Funders Forum	Golden Leaf Foundation
May 17, 2023	Updates from the VUP	Annual Conference	NC Rural Water

Table 7.5. Collaboration Efforts by Viable Utilities Staff

Topic/Title	Description	Partners
Closing the Wastewater Access Gap	EPA/USDA program for direct technical assistance to disadvantaged/underserved communities for wastewater solutions.	US EPA, USDA Halifax and Duplin Counties
Water Environment Federation – Small Communities Committee	Various efforts at building capacity for small community water and wastewater management.	WEF, US EPA, NOWRA
NC OneWater – Utility Management Committee	Developing distressed unit mentorship/assistance program.	NC OneWater
Highly Treated Wastewater Pilot	Planning and implementation of new legislative program per Section 8.26(b) of S.L. 2021-180	UNC Collaboratory, NC RWA, SERCAP, UNC-EFC, DWR
Hometown Strong	Participate in meetings to help provide resources and information to participating LGUs	Various State departments
Water/Wastewater Service Area Boundary project	Effort to develop a spatial dataset for statewide water and wastewater infrastructure	DWR, NC DOT, DHHS, NCUC
Water Operations Workforce Support	Efforts to improve employee development, recruitment, training, and retention.	WTFOCB, WPCSOCC, myFutureNC
Water Infrastructure Energy Efficiency Assistance and Training	Developing a training and outreach/technical assistance program to improve energy efficiency at (especially distressed) water and wastewater systems.	State Energy Program, Waste Reduction Partners
NC CWSRF Onsite Wastewater Pilot Program	Working within DWI on pilot program with selected counties to subaward CWSRF loans to homeowners with onsite systems needing repair.	DWI, DHHS, potential county participants

7.5 Viable Utilities Program Challenges

As DWI’s VU program continues to be developed and further integrated with other DWI programs, it will become more instructive to critically evaluate the objectives of the program, the current status of the program and gaps or challenges that restrict the effectiveness in meeting program objectives. Draft mission and vision statements follow.

Mission Statement. The mission of the VU program is to promote, facilitate and incentivize best practices for water and wastewater utilities owned by local governments, to prevent utility distress and ensure that such systems can remain viable into the future. The VU program accomplishes this through education and training, administration of the VUR funding program, direct engagement with local government units and other resource area partners and stakeholders, and the development of related programs that facilitate viability.

Program Vision. The vision of the VU program is that publicly owned water and wastewater utilities in North Carolina are viable or on a path to viability, with access to the resources needed to operate efficiently, maximize customer value, and remain viable for the foreseeable future. To achieve this vision, “utility management” needs to be a fundamental part of the lexicon of all relevant local governments in the state.

As described previously, much of the initial focus of the VU program has been to orient and train distressed LGUs and to get them funding to start addressing the statutory requirements of distressed LGUs. Accordingly, the majority of designated distressed units are currently working on AIA studies and a subset of units with identified regional partnership opportunities have applied for and received MRF study grants to further assess and develop those opportunities.

As also described, the American Rescue Plan Act (ARPA) injected substantial funds into the VUR. Because ARPA has firm deadlines for obligating and disbursing funding, it was imperative to make ARPA awards from the VUR despite virtually none of the successful units having completed their statutorily required action plans. Ideally, the action plans would evaluate alternatives, lay out a preferred alternative and chart steps to implement the plan, and VUR funding would go toward implementing those steps. Accordingly, although all ARPA funding awards from the VUR reflect eligible projects, they may not reflect the most appropriate projects to address the LGU’s distressed status and move them toward viability. Pre-allocated (i.e., earmark) funding further undermines the VU process by by-passing the project control and management steps that DWI typically takes to ensure that funded projects are appropriate for the community and that state funds are being spent wisely.

Fluctuations in VUR funds available for award have thus far been extreme, and without a source of recurring funds, it is difficult to provide consistent and useful guidance to distressed units wishing to apply for VUR funds. For example, with VUR funding nearly depleted and no approved state budget during application preparation season (as of September 2023), distressed LGUs are uncertain whether to apply for funding in the Fall 2023 round. Additionally, the VU program does not have robust compliance or enforcement mechanisms to keep distressed units on track for completing the statutory requirements of the program. Rather, LGUs comply partially while accessing VUR funds. Without VUR funds, there are few incentives for distressed LGUs to work diligently to complete the requirements and develop actionable plans for viability. One could make the argument that, without VUR funds available or visible on the horizon, distressed LGUs are unlikely to commit their time to

meet the statutory requirements in the hope that more funding becomes available in the future. A dedicated, recurring source of VUR funding is imperative for successful implementation of the VU program.

8.0 Local Assistance for Stormwater Infrastructure Investments

Session Law 2021-180 established the Local Assistance for Stormwater Infrastructure Investments (LASII) Fund as a special fund in the Department of Environmental Quality (Department). It further established that the LASII Fund shall be used to provide grants to eligible entities, as defined in Section 12.14 of the Session Law, for projects that will improve or create infrastructure for controlling stormwater quantity and quality.

The Department's Division of Water Infrastructure (Division) is responsible for managing and administering the LASII Fund. The Division is managing the LASII Fund similarly to its management of the Drinking Water Reserve and the Wastewater Reserve, working with the State Water Infrastructure Authority (SWIA, or Authority). The Authority establishes priorities for making grants, makes recommendations to the Department on criteria for making grants, and ranks, then selects eligible applications to receive funds after reviewing the Division's recommendations.

A total of \$103,625,000 in nonrecurring funds, allocated from the American Rescue Plan Act State Fiscal Recovery Fund, was appropriated to the LASII Fund in November 2021. Up to three percent (\$3,108,750) may be used for administrative costs by the Department. Session Law 2021-180 directed \$18,450,000 to 11 municipalities. Municipalities and Counties could competitively apply for the remaining \$82,066,250 in available funding. Seventy percent of the approximately \$82 million, or \$57,446,375, is to be awarded as grants to cities and counties (or Councils of Government or nonprofit entities partnering with cities and counties) for construction and for the development and implementation of new stormwater utilities, and thirty percent (\$24,619,875) is to be awarded as grants for planning.

8.1 FY 2022-2023 Activities, Establishment and Implementation of the New Funding Program

8.1.1 Direct appropriations

During FY 2022-2023, the Department continued to solicit project details from the 11 local governments with direct appropriations from LASII in Session Law 2021-180, using "Request for Funding" forms. By January 2023, the Department received project details and contact information from all 11 municipalities with direct appropriations for eligible projects. The funding amount requested in the Request for Funding forms by each of the municipalities equaled their direct appropriation. The Division is working with these local governments to initiate and conduct their projects.

8.1.2 Competitive Awards

During FY 2021-2022, since the passage of the Session Law in November 2021, the Department developed a new stormwater funding program with processes that allow eligible local governments to apply for LASII stormwater grants. The program was finalized in an administration plan, announced in early FY 2022-2023, and implemented for two funding rounds during the Fiscal Year, marking the first-ever applications and funding awards from LASII. Activities are summarized below.

The administration plan for the LASII funds was finalized in August 2022, after significant public input. The *NC DEQ Division of Water Infrastructure's Plan to Administer American Rescue Plan Act's State Fiscal Recovery Fund Appropriated in the State Budget for Stormwater Projects (Local Assistance for Stormwater Infrastructure Investments Fund)*, dated August 2022, is attached as Appendix A to this report. The Plan was presented by the Department Secretary and by the Division in a statewide webinar on August 16, 2022. Excluding speakers and panelists, 172 people attended the webinar, which was recorded and posted on the Division's website.

The Department worked with the State Water Infrastructure Authority in early 2022 to establish Priority Rating Systems by which applications for funding would be evaluated. The Priority Rating Systems were finalized, after public comments, in July 2022, and were used to evaluate applications in the Fall 2022 and Spring 2023 funding rounds. With input from the Division after reviewing two rounds of applications, the Priority Rating Systems were revised by the State Water Infrastructure Authority in the April and July 2023 Authority meetings after a public comment period in June 2023.

The Department developed application forms and guidance documents for local governments to apply for LASII stormwater construction and planning grants. The application forms and guidance materials were posted online for applicants in August 2022 for the Fall 2022 application round. The Division conducted in-person application trainings on how to apply for funding in six locations across the state in early August 2022, with one session conducted as a hybrid training with a virtual option. In total, more than 200 people attended application trainings. A recording of the hybrid training was posted on the Division's website.

The first round of applications for LASII competitive awards was the Fall 2022 application round, with a September 30, 2022 application deadline. Applications for stormwater construction grants, stormwater planning grants, and grants to develop and implement new stormwater utilities were solicited. In total, 171 applications were submitted for LASII stormwater grants, of which 20 were incomplete and ineligible for consideration. Total funding requested by the 151 eligible applications (\$243,625,528) far exceeded funding available (\$82,066,250). In particular, applications for stormwater construction grants requested \$219,720,193 in funding assistance in one funding round, which was nearly four times as much as the \$57,446,375 available in LASII grants for stormwater construction and developing and implementing a new stormwater utility. At the recommendation of the Division,

the State Water Infrastructure Authority awarded all \$57,446,375 to 19 stormwater construction projects and four new stormwater utility development and implementation projects in the Fall 2022 funding round.

Fall 2022 applications for stormwater planning grants requested \$22,105,335 in funding assistance, which was less than funding available for stormwater grants. The State Water Infrastructure Authority awarded \$18,265,335 in 53 stormwater planning grants.

Funding awards were announced in February 2023. A summary of the eligible Fall 2022 stormwater applications and funding awards is shown in Table 8.1.

**Table 8.1. Eligible Applications for LASII Stormwater Grants in the Fall 2022 Funding Round
(September 30, 2022 deadline)**

Funding Type	Funding Available	Number of Fall 2022 Eligible Applications	Funding Requested from Eligible Applications	Applications Awarded by SWIA in February 2023	LASII Grant Funding Awarded by SWIA in February 2023
Stormwater Construction		83	\$219,720,193	19	\$55,646,375
Develop and Implement a New Stormwater Utility	\$57,446,375	4	\$1,800,000	4	\$1,800,000
Stormwater Planning	\$24,619,875	64	\$22,105,335	53	\$18,265,335
Total	\$82,066,250	151	\$243,625,528	76	\$75,711,710

A second round of applications for stormwater planning grants was conducted in Spring 2023 to award the available remaining \$6,354,540 in LASII stormwater planning grant funding. The Division updated the application forms and guidance documents and conducted application trainings throughout the state in early March 2023 for the Spring 2023 application round. Thirty-three applications for stormwater planning grants were submitted by the May 1, 2023 deadline, three of which were incomplete or ineligible for consideration. In addition, five Fall 2022 applications for stormwater planning grants that were not awarded by SWIA in Fall 2022 were reconsidered for funding in the Spring 2023 funding round. A total of 35 eligible applications (including reconsidered applications), requesting \$11,718,900 in funding assistance, were considered for the remaining \$6,354,540 in LASII grant funds. Funding awards – totaling \$6,354,540 for 19 applications – were made by SWIA in July 2023, which is beyond the scope of this FY 2022-2023 annual report. A summary of the eligible Spring 2023 stormwater planning applications and funding awards is shown in Table 2.

Table 2. Eligible Applications for LASII Stormwater Planning Grants in the Spring 2023 Funding Round (May 1, 2023 deadline)

Funding Type	Funding Available	Number of Eligible Applications (including five Fall 2022 reconsidered applications)	Funding Re-quested from Eligible Applications	Applications Awarded LASII Funding by SWIA in July 2023	LASII Grant Funding Awarded by SWIA in February 2023
Stormwater Planning	\$6,354,540	35	\$11,718,900	19	\$6,354,540

8.2 FY 2022-2023 Fund Balance

During FY 2022-2023, the Division initiated Directed Projects and projects that were awarded LASII grant funds by the State Water Infrastructure Authority in February 2023. As of the end of July 2023, the full amount appropriated for LASII stormwater grants has been awarded and/or claimed by the municipalities with direct appropriations, leaving \$0 for future LASII stormwater grant awards. Without additional appropriations, the Department and SWIA will not be able to award new LASII stormwater grants.

Disbursements to recipients of awarded projects occur based on documented eligible costs that are incurred by the recipients, after relevant federal and state requirements have been met. Most projects are in various phases of procurement, design, permitting, and/or bidding at this time. Disbursements are expected to increase during Fiscal Years 2024 – 2027. All LASII grants from the State Fiscal Recovery Fund must be expended by December 31, 2026 to comply with the American Rescue Plan Act.

- Total LASII Funding Appropriated: \$103,625,000
- Expended During FY 2021-2022: \$101,985.21
- Balance Beginning of FY 2022-2023: \$103,523,014.79
- Funds Expended During the FY (including administrative costs): \$1,767,434.00
- Balance End of FY 2022-2023 (including remainder of administrative costs): \$101,755,580.79

8.3 Grant Recipients and Description of Funded Projects

During FY 2022-2023, the Division completed receiving of the Requests for Funding from the 11 municipalities with Directed Projects in S.L. 2021-180, Section 12.14.(b), for \$18,450,000, shown in Table 8.3.

Table 8.3. Grant Recipients of Directed Projects in S.L. 2021-180, Section 12.14(b)				
Grant Recipient	County	Project Description	Direct Appropriation in SL 2021-180 and amended in SL 2021-189	Requested Amount (Obligated) by June 30, 2023
Town of Angier	Harnett	Southwest Angier drainage basin flood mitigation measure #3 (increase capacity for road culverts at South Broad St and Hidden Acres Estates)	\$400,000	\$400,000
Town of Autryville	Sampson	Identify and implement stormwater improvements along five streets	\$350,000	\$350,000
City of Brevard	Transylvania	Estatoe Trail SW improvements and Times Arcade Alley SW Improvements	\$700,000	\$700,000 (submitted in FY 2023)
City of Dunn	Harnett	Dunn GIS Stormwater Map	\$500,000	\$500,000
City of Fayetteville	Cumberland	Draining improvements along five roads	\$10,550,000	\$10,550,000
Town of Four Oaks	Johnston	Stormwater upgrade to improve capacity and minimize flooding	\$1,500,000	\$1,500,000
City of Hope Mills	Cumberland	Update master plan, sliplining of high ranked areas, pipe cleaning, Woodland Hills stormwater replacement	\$600,000	\$600,000 (submitted in FY2023)
Town of Madison	Rockingham	Downtown Stormwater Improvements	\$2,200,000	\$2,200,000
City of Mooresville	Iredell	W. Catawba Avenue Improvements	\$1,500,000	\$1,500,000
City of New Bern	Craven	Hydrologic study of frequently flooded areas, analysis of SCMs and engineering concept plan for best solutions	\$75,000	\$75,000
Town of Pine Level	Johnston	Surveying, design and permitting of drainage improvements	\$75,000	\$75,000 (submitted in FY2023)
Total			\$18,450,000	\$18,450,000

In February 2023, the State Water Infrastructure Authority awarded \$75,711,710 in LASII stormwater grants to 76 Fall 2022 applications, shown in Table 8.4.

Table 8.4. Applications Awarded LASII Grants in February 2023 (Fall 2022 Funding Round)

Grant Awardee (Applicant Name)	County	Project Type	Project Description	LASII Construction Grant Award	LASII Planning Grant Award
Black Mountain, Town of	Buncombe	Construction	Black Mountain North Bank Swannanoa River Flood-bench Project	\$5,000,000	
Cumberland County	Cumberland	Construction	Ann Street Landfill Sediment Ponds No.2 and No. 3 Improvements	\$1,763,374	
Dunn, City of	Harnett	Construction	Dunn Fall 2022 Stormwater Asset Inventory & Assessment	\$490,340	
Durham, City of	Durham	Construction	South Ellerbe Stormwater Restoration Project	\$3,000,000	
Gaston County	Gaston	Construction	Cramerton Central Park Stream Restoration	\$275,674	
Greenville, City of	Pitt	Construction	Corey Road Regional Detention and Stream Restoration	\$5,000,000	
Havelock, City of	Craven	Construction	McCotter Canal Bank Stabilization	\$3,115,500	
Hendersonville, City of	Henderson	Construction	Lower Mud Creek Floodplain Restoration	\$1,897,236	
High Point, City of	Guilford	Construction	High Point W. Green Drive Stormwater Infrastructure Improvements	\$5,000,000	
Mooresville, Town of	Iredell	Construction	East Center Avenue Stormwater Improvements	\$3,900,000	
Morehead City, Town of	Carteret	Construction	MHC 2022 Calico Creek Stormwater Improvements	\$5,000,000	
Mount Gilead, Town of	Montgomery	Construction	Stanback Park Drainage Improvements	\$1,807,000	

Table 8.4. Applications Awarded LASII Grants in February 2023 (Fall 2022 Funding Round)

Grant Awardee (Applicant Name)	County	Project Type	Project Description	LASII Construction Grant Award	LASII Planning Grant Award
Nags Head, Town of	Dare	Construction	S. Old Oregon Inlet Road Stormwater Infrastructure Improvements	\$2,957,961	
New Bern, City of	Craven	Construction	New Bern Duffyfield Stormwater Enhancement Project	\$4,149,360	
Rocky Mount, City of	Nash/ Edgecombe	Construction	Parkers Canal Flooding Relief and Water Quality Improvements	\$3,663,363	
Spencer, Town of	Rowan	Construction	17th Street Stormwater Improvements	\$1,959,462	
Wayne County	Wayne	Construction	Jetport Parking Lot Drainage Improvements Project	\$1,784,000	
Wilkesboro, Town of	Wilkes	Construction	Wilkesboro Cub Creek III Stream Restoration	\$1,603,400	
Wilson, City of	Wilson	Construction	Elizabeth Street Regional SCM Projects	\$3,279,705	
Fuquay-Varina	Wake	Develop and Implement New Utility	Develop and Implement a New Stormwater Utility	\$400,000 ^a	
Siler City	Chatham	Develop and Implement New Utility	Develop and Implement a New Stormwater Utility	\$500,000 ^a	
Smithfield	Johnston	Develop and Implement New Utility	Stormwater Utility ERU Study & System Mapping	\$500,000 ^a	
Surf City	Onslow/ Pender	Develop and Implement New Utility	Develop and Implement a New Stormwater Utility Study	\$400,000 ^a	
Albemarle, City of	Stanly	Planning	Little Long Creek SW Master Plan		\$400,000
Beaufort, Town of	Carteret	Planning	Prof. Park Dr. Area SW Inventory & Flood Study		\$394,815

Table 8.4. Applications Awarded LASII Grants in February 2023 (Fall 2022 Funding Round)

Grant Awardee (Applicant Name)	County	Project Type	Project Description	LASII Con- struction Grant Award	LASII Plan- ning Grant Award
Black Mountain, Town of	Buncombe	Planning	SW Planning Master Plan Update Asset Inventory & Assessment		\$400,000
Boone, Town of	Watauga	Planning	Stormwater Infrastructure Asset Inventory & Assess- ment		\$400,000
Burlington, City of	Alamance	Planning	Ireland/Main St. SW Infra- structure Improvements		\$400,000
Calabash, Town of	Brunswick	Planning	City-wide SW Modeling, In- frastructure Assessment, & Master Planning		\$250,000
Cerro Gordo, Town of	Columbus	Planning	Stormwater Improvements		\$500,000
Charlotte, City of	Mecklenburg	Planning	Upper Little Sugar Cr. Na- ture-Based SW Retrofits		\$155,600
Clayton, Town of	Johnston	Planning	Downtown SW Infrastruc- ture Assessment Program		\$400,000
Cleveland County Government	Cleveland	Planning	Stream Restoration at LeGrand Center		\$100,000
Clinton, City of	Sampson	Planning	2023 SW Mapping & As- sessment Project		\$400,000
Conover, City of	Catawba	Planning	SW Asset Inventory & Con- dition Assessment		\$400,000
Denton, Town of	Davidson	Planning	Stormwater Planning Grant Project		\$400,000
Durham County	Durham	Planning	Whispering Pines SW Man- agement Project		\$400,000
Fairmont, Town of	Robeson	Planning	Stormwater System Asset Inventory & Assessment		\$350,000
Fremont, Town of	Wayne	Planning	SW Asset Inventory & As- sessment Grant		\$400,000

Table 8.4. Applications Awarded LASII Grants in February 2023 (Fall 2022 Funding Round)

Grant Awardee (Applicant Name)	County	Project Type	Project Description	LASII Construction Grant Award	LASII Planning Grant Award
Garner, Town of	Wake	Planning	SW Asset Inventory & Assessment for Disadvantaged Areas		\$400,000
Garysburg, Town of	Northampton	Planning	SW Drainage System Inventory & Planning Improvements		\$400,000
Gastonia, City of	Gaston	Planning	SW Infrastructure Asset Inventory & Assessment		\$500,000
Greensboro, City of	Guilford	Planning	North Buffalo Creek Master Plan		\$400,000
Hamlet, City of	Richmond	Planning	Stormwater System Study		\$400,000
Havelock, City of	Craven	Planning	Area-Wide Stormwater Master Planning		\$400,000
Hendersonville, City of	Henderson	Planning	Comprehensive Stormwater Master Plan		\$400,000
Kannapolis, City of	Rowan/Cabarrus	Planning	Residential Drainage Improvements Study		\$225,000
Kings Mountain, City of	Cleveland/Gaston	Planning	Buffalo Cr. & Moss Lake Sedimentation Remediation & Water Quality Study		\$400,000
Kinston, City of	Lenoir	Planning	SW Inventory & Condition Assessment		\$400,000
Lexington, City of	Davidson	Planning	Asset Inventory and Condition Assessment of the City of Lexington MS4		\$283,360
Littleton, Town of	Halifax	Planning	Stormwater Asset Inventory & Assessment		\$261,000
Morganton, City of	Burke	Planning	Stormwater Asset Inventory & Assessment and Master Plan		\$400,000
Mount Gilead, Town of	Montgomery	Planning	Stormwater System Asset Inventory & Assessment		\$350,000

Table 8.4. Applications Awarded LASII Grants in February 2023 (Fall 2022 Funding Round)

Grant Awardee (Applicant Name)	County	Project Type	Project Description	LASII Con- struction Grant Award	LASII Plan- ning Grant Award
Mount Olive, Town of	Wayne	Planning	Townwide Stormwater Master Plan		\$220,000
Mount Pleasant, Town of	Cabarrus	Planning	Stormwater System Asset Inventory & Assessment		\$350,000
Murfreesboro, Town of	Hertford	Planning	Stormwater Asset Inven- tory & Assessment Study		\$400,000
New Bern, City of	Craven	Planning	New Bern Stormwater As- set Inventory & Assessment		\$400,000
New Hanover County	New Hanover	Planning	Acorn Brancy Watershed Planning & Feasibility		\$150,000
New Hanover County	New Hanover	Planning	Pumpkin Creek Watershed Planning & Feasibility		\$250,000
Oxford, City of	Granville	Planning	Eastern Area SW Modeling & Master Plan		\$250,000
Robbinsville, Town of	Graham	Planning	Ford Street Drainage Im- provements		\$75,000
Saluda, City of	Polk	Planning	Stormwater Feasibility Analysis & Policy Develop- ment		\$400,000
Selma, Town of	Johnston	Planning	North Selma Drainage Study		\$359,000
Shelby, City of	Cleveland	Planning	City-wide SW Modeling, In- frastructure Assessment, & Master Planning		\$330,000
Sound Rivers, Inc	Nash	Planning	Nash County Schools SW Assessment & GSI Planning		\$129,560
Spencer, Town of	Rowan	Planning	Stormwater Assessment & Planning		\$400,000
Spruce Pine, Town of	Mitchell	Planning	SW Assessment & Planning Project		\$300,000
Swansboro, Town of	Onslow	Planning	Master Plan		\$400,000

Table 8.4. Applications Awarded LASII Grants in February 2023 (Fall 2022 Funding Round)

Grant Awardee (Applicant Name)	County	Project Type	Project Description	LASII Construction Grant Award	LASII Planning Grant Award
Tabor City, Town of	Columbus	Planning	4th Street Area Drainage Improvements Study		\$400,000
Topsail Beach, Town of	Pender	Planning	SW Capital Improvement & Resiliency Plan		\$400,000
Washington, City of	Beaufort	Planning	Stormwater Asset Inventory Assessment		\$400,000
Wayne County	Wayne	Planning	Jetport Parking Lot Drainage Improvements Project		\$205,000
Waynesville, Town of	Haywood	Planning	Planning & Comprehensive SW Masterplan		\$400,000
Wilson, City of	Wilson	Planning	SW Asset Inventory & Condition Assessment		\$400,000
Winterville, Town of	Pitt	Planning	Stormwater Asset Inventory Assessment		\$400,000
Woodland, Town of	Northampton	Planning	Southwest Stormwater Improvements		\$277,000
Total				\$57,446,375	\$18,265,335

^a Per Section 12.14 of S.L. 2021-180, funds for establishing a stormwater utility will be awarded from the LASII stormwater construction funds.

Stormwater planning grant awards made in July 2023 (Spring 2023 funding round) are beyond the scope of this FY2022-2023 annual report. These grant awards will be reported in the FY2023-2024 annual report.

8.4 Recommendations

SL 2021-180 Section 12.14.(j) provides the option for the Department to include in this and subsequent reports recommendations regarding legislative changes or additional funding needed to assist small and financially distressed communities to comply with stormwater standards and requirements and to mitigate the adverse impacts of extreme weather events on stormwater-related flood events. The Department proposes the following recommendations.

Provide additional, recurring funding to the Local Assistance for Stormwater Infrastructure Investments Fund. There is a very high level of interest in the LASII stormwater grants, as evidenced by the single application round in which applications for stormwater construction and planning were

solicited. In Fall 2022, funding requests from 151 eligible applications totaled \$243,625,528. Ninety percent of the funding requests were for stormwater construction projects. In one funding round, the entire allocation of stormwater construction grants was awarded, and in two funding rounds, the entire allocation of stormwater planning grants was awarded. Half of the applications were not awarded any funds.

Recurring funds will be essential to meet the demand for funding assistance to create and improve infrastructure to control stormwater quantity and quality. The infrastructure needs of local governments are high. The Environmental Finance Center at the University of North Carolina's School of Government conducted a *Pilot North Carolina Stormwater Needs Assessment* for Fiscal Years 2020-2034, which is attached as Appendix B. Using data from local governments' Capital Improvement Plans, the authors estimated that **“there is \$2.76 billion in stormwater capital spending needs between 2020 and 2034” just for municipalities with populations greater than 2,500**, representing the stormwater needs for municipalities whose populations account for 54 percent of North Carolina's population. Total needs, including those for small and financially distressed communities, are even greater. The authors further indicate that stormwater capital needs are likely to increase over time due to urbanization, regulatory drivers, and climate resiliency pressures.


At present, the Department has no more LASII stormwater funding to award for future projects, since the initial appropriation has been awarded to projects.

Create the authority to provide loan funding from the LASII Fund (non-ARPA). In order to create a revolving loan program that can support local governments' stormwater funding needs for longer periods, enable the Department to administer low-interest loans from the LASII Fund (not using ARPA State Fiscal Recovery Funds) in the future, in addition to grants. This would be similar to the authority the Department has to provide loans and grants from the Drinking Water Reserve and the Wastewater Reserve.


Establish the Local Assistance for Stormwater Infrastructure Investments Fund as an account within the Water Infrastructure Fund in NC GS 159G. As proposed in House Bill 177, establish LASII as an account in the Water Infrastructure Fund, to be administered in accordance with processes and policies established for similar reserves and funds in NC GS 159G. Further, make explicit the duties of the State Water Infrastructure Authority in NC GS 159G-71 in reviewing recommendations for LASII loans and grants submitted to it by the Division, establish priorities for making loans and grants for LASII, review the criteria for making loans and grants for LASII, and develop guidelines for making loans and grants for LASII under NC GS 159G-71.(1)-(4). Finally, include the annual report of the LASII fund with the single annual report on the accounts in the Water Infrastructure Fund, to be published by November 1 each year in lieu of a separate annual report due September 1 per S.L. 2021-180 Section 12.14.(j).

Fund development and implementation of new stormwater utilities from stormwater planning funds rather than stormwater construction funds. The activities and application to develop and implement new stormwater utilities are more similar to stormwater planning projects than to stormwater construction projects. Applications are scored using the Priority Rating System that applies to stormwater planning projects, and yet funding awards are made from stormwater construction grants, per Section 12.14 of S.L. 2021-180. The Division recommends funding the development and implementation of new stormwater utilities from stormwater planning funds.

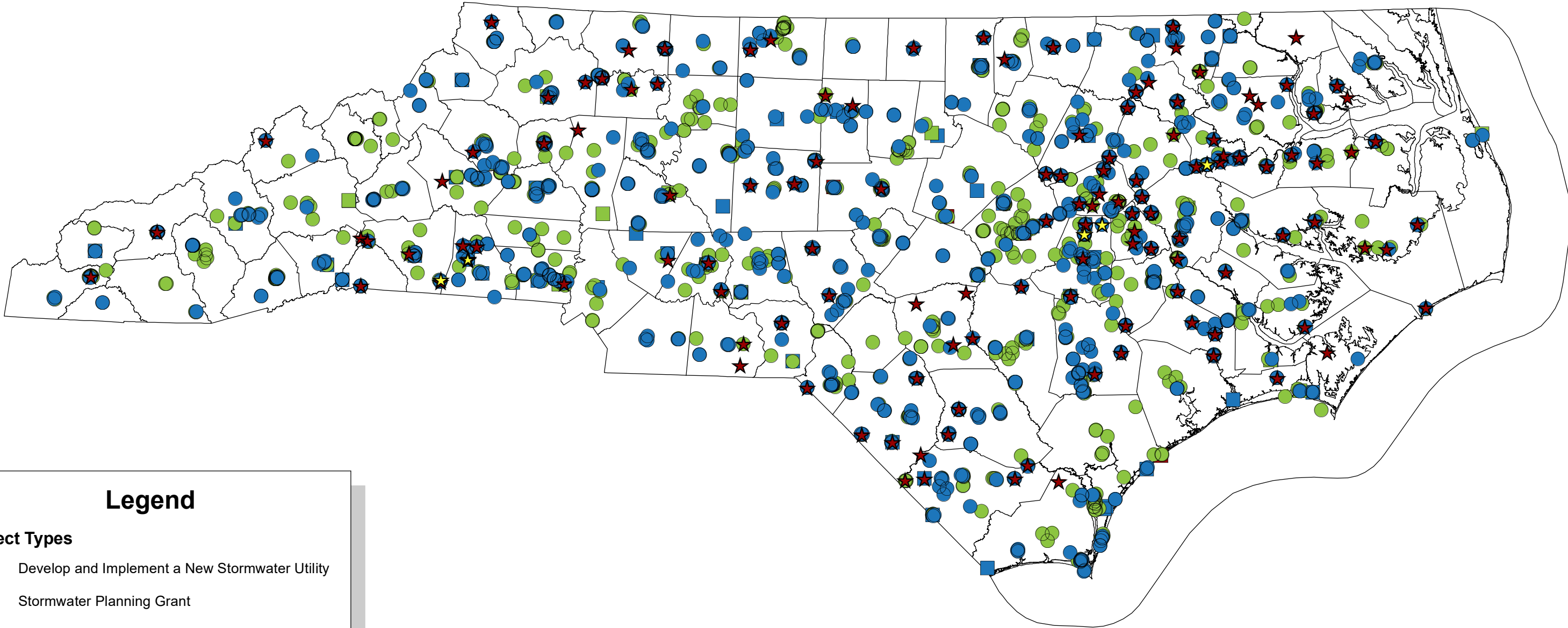
Increase flexibility and/or funding for stormwater construction projects. Per S.L. 2021-180, seventy percent of the LASII funds available for competitive funding awards were reserved for construction projects and thirty percent reserved for planning projects. Based on the Fall 2022 funding round, ninety percent of the funding requests were for stormwater construction, and only one quarter of the funding requests for stormwater construction was fulfilled with a LASII grant award. The Department recommends either increasing the percentage allotment for stormwater construction in future appropriations, or providing the Department the flexibility to determine the allotment of the total LASII appropriations between construction projects, planning projects, and developing/implementing new stormwater utilities projects, based on funding applications received.



Appendix A
Projects Awarded Funding by the State Water Infrastructure
Authority over the Live of the SWIA and During ARPA

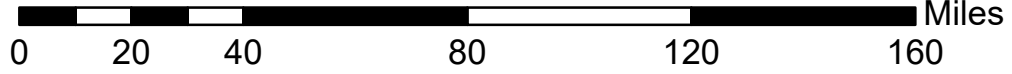



Water, Wastewater, and Stormwater Infrastructure Projects Awarded from January 2014 to February 2023

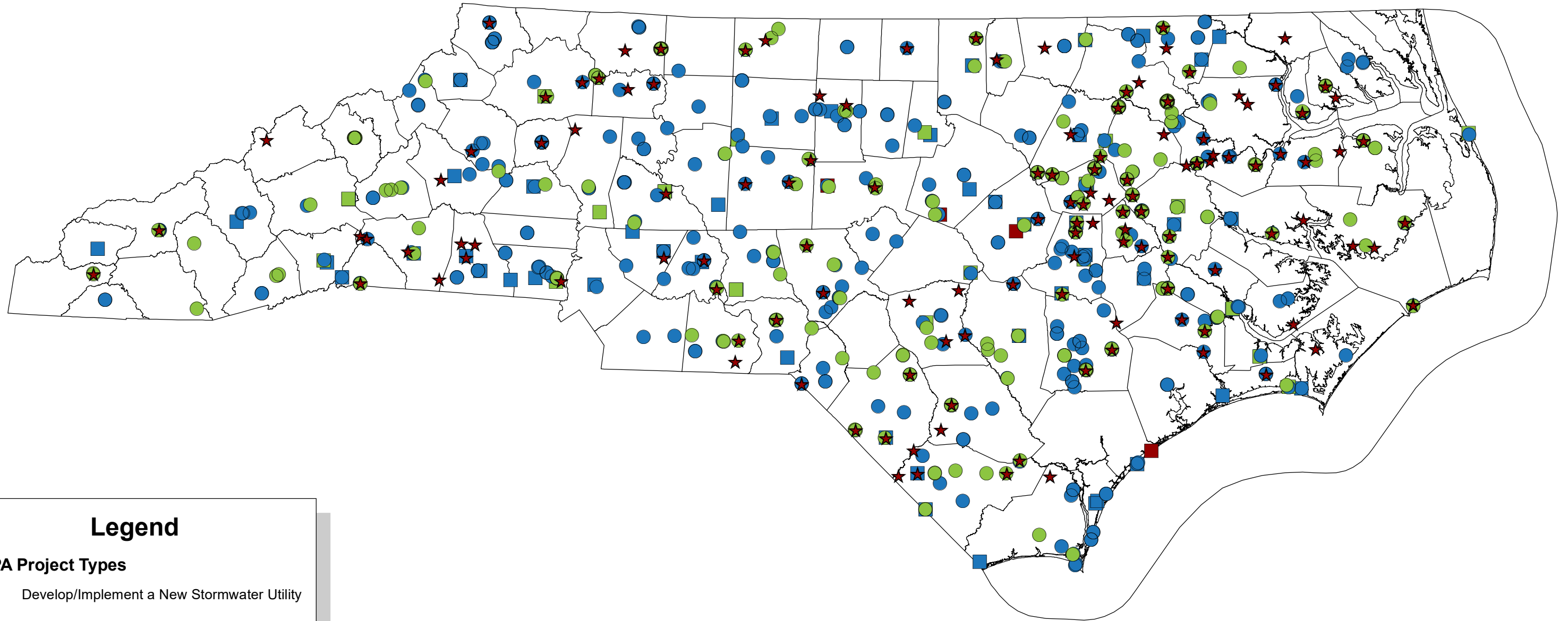


Legend

- Project Types**
- Develop and Implement a New Stormwater Utility
 - Stormwater Planning Grant
 - Stormwater Construction Project
 - ★ Viable Utility Reserve Emergency Operating Grant
 - ★ Viable Utility Reserve Training Grant
 - Water/Sewer Planning Grant
 - Water/Sewer Construction Project
 - Counties



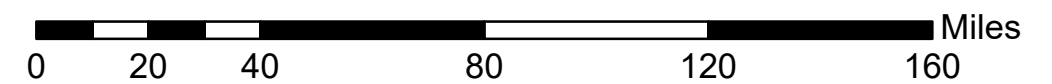

Water, Wastewater, and Stormwater ARPA Funding Awarded by SWIA During FY 2022 and FY 2023



Legend

ARPA Project Types

- Develop/Implement a New Stormwater Utility
- Stormwater Planning
- Stormwater Construction
- ★ Training Grant
- Planning
- Drinking Water/Wastewater Construction
- Counties





Appendix B
State Water Infrastructure Authority Members



NC DEQ Division of Water Infrastructure’s Plan to Administer American Rescue Plan Act’s State Fiscal Recovery Fund Appropriated in the State Budget for Drinking Water, Wastewater and Stormwater Projects

Last updated February 3, 2022.

This document describes the plan for administering the appropriated State Fiscal Recovery Fund as grants for drinking water, wastewater, and stormwater projects.

Summary:

The North Carolina General Assembly appropriated \$1.69 billion from the state’s allocation of the American Rescue Plan Act (ARPA) for drinking water, wastewater, and stormwater investments in Sections 12.13 and 12.14 of the Current Operations Appropriations Act of 2021 ([S.L. 2021-180](#)). The North Carolina Department of Environmental Quality (NC DEQ) Division of Water Infrastructure (Division) will administer approximately \$1.6 billion as grants for drinking water, wastewater, and stormwater systems in North Carolina, which excludes amounts that will be transferred to other agencies and up to 3% in administrative costs. The funds, some of which are appropriated for specific projects, are divided into different Reserves to be administered by the Division, shown in the table below, following statutory and budgetary requirements. In addition, federal requirements for the use of American Rescue Plan Act appropriations will apply. All funds must be expended by December 30, 2026.

NC DEQ Fund or Reserve	Purpose	Allocated directly for specific local governments and public entities (earmarked), approx.	Approximate remaining for grant funding (non-earmarked)
Viable Utility Reserve	Grants for water and wastewater systems that have been designated as distressed by the State Water Infrastructure Authority and the Local Government Commission, for the purposes set forth in subdivisions (1) through (5) of G.S. 159G-32(d).	\$89.7 million	\$353.0 million
Drinking Water Reserve and Wastewater Reserve (State Reserves)	Project construction grants for public water systems and wastewater systems NC DEQ categorizes as at-risk of becoming distressed .	\$116.6 million	\$191.3 million
	Project construction grants for public water systems and wastewater systems not designated as distressed or categorized as at-risk .	\$614.8 million	\$54.1 million
	Grants for asset inventory and assessments, rate studies, merger/regionalization feasibility, training, and planning grants to conduct project engineering, design, or other preconstruction activities.	\$0	\$77.6 million
Local Assistance for Stormwater Infrastructure Investments Fund	Grants for local governments for projects that will improve or create infrastructure for controlling stormwater quantity or quality.	\$18.5 million	\$82.0 million
	Total	\$839.6 million	\$758.0 million
		Total funds: approx. \$1.6 billion	

Administration plan for ARPA grants for directly-allocated (earmarked) projects:

Approximately \$839,600,000 has been directly allocated by the General Assembly to 115 recipients for water and wastewater projects and 11 recipients for stormwater projects in Sections 12.13 and 12.14 of the Current Operations Appropriations Act of 2021. The grants are subject to eligibility and federal and statutory requirements and will be processed on a reimbursement basis.

Administration plan for ARPA grants from the Viable Utility Reserve (for water/wastewater utilities designated as distressed):

Approximately \$353,000,000 will be available for applications for water and wastewater grants under the Viable Utility Reserve. Local government units that have been [designated as distressed](#) by the State Water Infrastructure Authority (SWIA) and the Local Government Commission (LGC) under NC G.S. 159G-45 may apply for these funds. Additional local government units may be designated as distressed by SWIA and the LGC prior to application due dates. The next evaluation based on the Assessment and Identification Criteria is scheduled for April 2022.

Grants from the Viable Utility Reserve must be used only for projects that meet subdivisions (1) through (5) of [G.S. 159G-32\(d\)](#). Additional statutory requirements apply to local government units designated as distressed, and conditions may apply to grants. SWIA and the LGC determine the criteria by which grants are awarded from the Viable Utility Reserve.

ARPA funds cannot be used to pay or replace existing debt. However, some of the local government units designated as distressed have recently been awarded loans from the Drinking Water State Revolving Fund and/or Clean Water State Revolving Fund (SRFs) for Viable Utility Reserve-eligible water and wastewater projects but have not yet started construction or drawn down their loans. The Division will offer local government units designated as distressed with eligible projects the option to replace the awarded loan amount up to \$15,000,000 with an ARPA grant prior to construction or disbursement, subject to SWIA and LGC approval and meeting statutory and federal requirements. This allows units that are designated as distressed to use more favorable funding terms for construction projects, and to take advantage of planning and pre-construction preparations that have already taken place, expediting the start of construction.

Under NC G.S. 159G-45, all local government units designated as distressed must participate in the training and educational program approved by SWIA and the LGC. Training and educational programs impose costs on the local government. Pending SWIA and LGC approval, an award of \$2,000 will be made for each local government unit designated as distressed for eligible training cost reimbursements. Awards will be made for all local government units designated as distressed currently or newly-designated by 2025, while ARPA funds remain available in the Viable Utility Reserve. The award will be used to reimburse relevant registration costs and mileage costs incurred by utility staff and governing board members to attend training programs that are relevant to NC G.S. 159G-32(d) activities. Funds from the \$2,000 grant must be expended within two years of award, by December 30, 2026 (if using ARPA funds), or prior to the local government unit completing the requirements of NC G.S. 159G-45(b), whichever comes first. Actions by SWIA and the LGC are anticipated to occur on or after February 2022.

All remaining non-earmarked ARPA funding in the Viable Utility Reserve will be awarded to local government units designated as distressed through the Division's existing competitive funding process. Grants will be awarded for capital projects and planning activities listed in NC G.S. 159G-32(d) that:

- (1) Provide physical interconnection and extension of public water or wastewater infrastructure to provide regional service.
- (2) Rehabilitate existing public water or wastewater infrastructure.
- (3) Decentralize an existing public water system or wastewater system into smaller viable parts.
- (4) Fund a study of any one or more of the following:
 - a. Rates
 - b. Asset inventory and assessment
 - c. Merger and regionalization options
- (5) Fund other options deemed feasible which result in local government units generating sufficient revenues to adequately fund management and operations, personnel, appropriate levels of maintenance, and reinvestment that facilitate the provision of reliable water or wastewater services.

Grants are limited by NC G.S. 159G-36(d)(1) to \$15,000,000 to any single local government unit. Where two or more local government units are merging into a single utility, the total grant awarded will not exceed \$30,000,000. Previously-awarded Viable Utility Reserve grants, including amounts for directly-allocated projects from the Viable Utility Reserve, and loan replacements and trainings described above, will count towards the limit.

SWIA established and approved a Priority Rating System for evaluating applications for capital and planning projects to award funds from the Viable Utility Reserve. The approved Priority Rating System is [posted on the Division's website](#), and will be used for the Spring 2022 funding round. The Priority Rating System may be changed by SWIA prior to later funding rounds.

The Division will accept applications for funding starting with the Spring 2022 funding round: applications due May 2, 2022 and awards made as early as July 2022. Not all of the ARPA funds are expected to be awarded after one funding round. Future funding rounds will be used to award remaining ARPA funds.

Administration plan for ARPA project construction grants from the Drinking Water Reserve and Wastewater Reserve (State Reserves) for At-Risk Systems:

Approximately \$191,300,000 will be available for grants for project construction for public water systems and wastewater systems that NC DEQ categorizes as at-risk, excluding grants for directly-allocated (earmarked) projects.

Grants must be used for construction projects for public water systems, wastewater collection systems, and wastewater treatment works. Eligibility and federal and statutory requirements of State Reserves funds and ARPA funds will apply, and ARPA funds must be expended by December 30, 2026. Specific performance measures or conditions may be imposed by the Department to ensure an adequately funded program for the repair, maintenance, and management of the water or wastewater infrastructure. SWIA determines the criteria by which grants are awarded from the State Reserves.

Categorization of at-risk (which defines eligibility for ARPA construction grants for at-risk systems) will be determined for each applicant considering data provided in the application and using the following criteria:

- Local government water and/or wastewater utilities providing service to residential customers, that are not designated as distressed by SWIA and the LGC, and that:
 - scored six points or higher in the [Viable Utility Program’s Assessment Criteria](#) approved by SWIA and the LGC and at least three out of five local government unit indicators used in the Affordability Criteria for funding applications (see [the Priority Rating System Guidance](#) or [the Affordability Calculator](#)) are worse than the state benchmarks,
- or*
- serve between 1 and 1,000 residential service connections and at least three out of five local government unit indicators used in the Affordability Criteria for funding applications (see [the Priority Rating System Guidance](#) or [the Affordability Calculator](#)) are worse than the state benchmarks.

All of the data, except for the Viable Utility Program’s Assessment Criteria score, will be provided by the applicant in the funding application and [Affordability Calculator](#), and will be used by the Division to provide a final determination of at-risk categorization, similar to the process used in reviewing the Affordability Criteria in funding applications. The [Viable Utility Program’s Assessment Criteria scores](#) for all local government units are posted on the Division’s website and will be updated as new assessments are made each year. The next evaluation is scheduled for April 2022. For the Spring 2022 applications, the Division will use the highest Assessment Criteria score that applies to a local government unit before and after the April 2022 re-assessment in order to maximize the number of local governments that qualify for the funds reserved for at-risk systems.

Utilities that may or may not be eligible for funding under the distressed or at-risk funding categories described above may have projects that serve at-risk communities within or adjacent to their service area. These projects, by any local government utility or nonprofit water corporation, will be eligible for at-risk systems ARPA construction grant funding. To be eligible, 75 percent or more of the project cost must be used to connect existing residences in disadvantaged, underserved areas that voluntarily choose to connect to the water and/or wastewater utility, replacing on-site service to the residence with a connection to the utility’s water distribution or wastewater collection system. Connection/tap-on fees and capacity/system development fees would be covered by the grant and must not be charged to the residents.

Disadvantaged, underserved areas will be based on either NC DEQ’s determination of “Potentially Underserved Block Groups” or Tribal boundaries displayed on the [NC DEQ Community Mapping System](#), or information provided in the application as described below. Potentially Underserved Block Groups on the map include the following demographics: the share of nonwhites and Hispanic or Latino (of any race) is over fifty percent or at least ten percent higher than the County or State share, and the share of population experiencing poverty is over twenty percent or at least five percent higher than the County or State share. The eligible applicant can use this map to demonstrate that the proposed project primarily connects residences located within block groups classified on the map as Potentially Underserved or within Tribal boundaries. If the proposed project does *not* fall within a Potentially

Underserved Block Group or Tribal boundary layer on the map, the applicant must provide information in the application explaining what factors would qualify the project area as disadvantaged and underserved (such as demographic, historical, cultural, linguistic, or low-wealth factors; existing contamination, or other considerations deemed relevant).

Non-earmarked ARPA funding in the State Reserves for at-risk systems will be awarded through the Division's competitive funding process. Applications for water and wastewater construction grants will be reviewed and evaluated according to the Priority Rating System established by SWIA for the Drinking Water Reserve and Wastewater Reserve. The approved Priority Rating System is [posted on the Division's website](#), and will be used for the Spring 2022 funding round. The Priority Rating System may be changed by SWIA prior to later funding rounds.

The Division will accept applications for funding at-risk systems starting with the Spring 2022 funding round: applications due May 2, 2022 and awards made as early as July 2022. Not all of the ARPA funds are expected to be awarded after one funding round. Remaining ARPA funds for at-risk systems will be awarded in the Fall 2022 funding round.

For the Spring 2022 funding round: ARPA funding in the State Reserves for at-risk systems will be limited to up to \$15,000,000 per applicant. For regional projects interconnecting multiple utilities or merging two or more utilities into a single utility, the total grant awarded will not exceed \$30,000,000. Eligible applications that do not receive any ARPA funding or are only partially funded with ARPA grants will be reconsidered for additional funds in the Fall 2022 funding round. The Division anticipates reserving some of the at-risk system funds for the Fall 2022 application round.

For the Fall 2022 funding round: any remaining ARPA funding in the State Reserves for at-risk systems will be initially limited to up to \$15,000,000 per applicant in the Fall 2022 funding round. For regional projects interconnecting multiple utilities or merging two or more utilities into a single utility, the total grant awarded will initially not exceed \$30,000,000. ARPA funding awarded to at-risk systems in the Spring 2022 funding round will count towards these initial limits. If funds remain available after all eligible projects are fully funded or funded up to the aforementioned limits, projects will be awarded up to an additional \$5,000,000 increment per applicant (not to exceed funding requested) in project priority order until all ARPA funding for at-risk systems have been obligated.

Any ARPA funds from the State Reserves directly-allocated to recipients in the Current Operations Appropriations Act of 2021, or funding awarded for at-risk systems in the Spring 2022 application round, will count towards the funding limits and incremental awards specified above.

Administration plan for ARPA project construction grants from the Drinking Water Reserve and Wastewater Reserve (State Reserves) for All Other Systems:

Approximately \$54,100,000 will be available for grants for project construction for public water systems and wastewater systems that are not designated as distressed and that are not categorized as at-risk (herein referred to as "All Other Systems"), excluding grants for directly-allocated (earmarked) projects. Eligible recipients include local government units with public water systems or wastewater systems (including those that provide wholesale service to other utilities) and nonprofit water corporations.

Grants must be used for construction projects for public water systems, wastewater collection systems, and wastewater treatment works. Eligibility and federal and statutory requirements of State Reserves funds and ARPA funds will apply, and ARPA funds must be expended by December 30, 2026. Specific performance measures or conditions may be imposed by the Department to ensure an adequately funded program for the repair, maintenance, and management of the water or wastewater infrastructure. SWIA determines the criteria by which grants are awarded from the State Reserves.

Grants will be awarded through the Division's competitive funding process. Applications for water and wastewater construction grants will be reviewed and evaluated according to the Priority Rating System established by SWIA for the Drinking Water Reserve and Wastewater Reserve. The approved Priority Rating System is [posted on the Division's website](#), and will be used for the Spring 2022 funding round. The Priority Rating System may be changed by SWIA prior to later funding rounds.

The Division will accept applications for funding starting with the Spring 2022 funding round: applications due May 2, 2022 and awards determined as early as July 2022. It is anticipated that sufficient applications will be submitted to award all of the available ARPA funds in this section in the Spring 2022 funding round. If funds remain available, future funding rounds will be used to award remaining ARPA funds.

ARPA project construction funds for All Other Systems will be limited to up to \$5,000,000 per applicant, or up to \$15,000,000 for regional projects interconnecting multiple utilities or merging two or more utilities into a single utility. If funds remain available after all eligible projects are fully funded or funded up to the aforementioned limits, projects will be awarded up to an additional \$5,000,000 increment per applicant (not to exceed funding requested) in project priority order until all ARPA funding in this section has been obligated or all eligible projects are fully funded. Any ARPA funds from the State Reserves directly-allocated to recipients in the Current Operations Appropriations Act of 2021 will count towards a utility's initial award and additional incremental awards.

Administration plan for ARPA planning and study grants from the Drinking Water Reserve and Wastewater Reserve (State Reserves):

Approximately \$77,600,000 will be available for all local government water and wastewater utilities and nonprofit water corporations (regardless of system size, designation of distressed, or categorization of at-risk) for the following planning and study grants:

- 1) Asset Inventory and Assessment grants, as defined in G.S. 159G-33(a)(3a) and G.S. 159G-34(a)(3a).
- 2) Rate study grants intended to determine a rate structure that will enable a public water system or wastewater system to generate sufficient revenues to adequately fund management and operations, personnel, appropriate levels of maintenance, and reinvestment to facilitate the provision of reliable water or wastewater services,
- 3) Merger/Regionalization Feasibility grants, as defined in G.S. 159G-33(a)(3) and G.S. 159G-34(a)(3),

- 4) Training grants to increase the capacity of a public water system or wastewater system to operate efficiently and maintain adequate maintenance and revenue collection practices, and
- 5) Planning grants to conduct project engineering, design, or other preconstruction activities.

ARPA State Reserve funds for planning and study grants are limited to \$400,000 per recipient for the 2021-2023 biennium. Eligibility and federal and statutory requirements for State Reserves funds and ARPA funds will apply, and ARPA funds must be expended by December 30, 2026. There will be no match requirements for Asset Inventory and Assessment grants or Merger/Regionalization Feasibility grants. Specific performance measures or conditions may be imposed by the Department to ensure an adequately funded program for the repair, maintenance, and management of the water or wastewater infrastructure. SWIA determines the criteria by which grants are awarded from the State Reserves.

Planning and study grants will be awarded for Asset Inventory and Assessment (AIA) and Merger/Regionalization Feasibility (MRF) studies through the Division's competitive funding process. Applications for AIA and MRF grants will be reviewed and evaluated according to the Priority Rating Systems established by SWIA for AIA and MRF grants. The approved Priority Rating Systems are [posted on the Division's website](#), and will be used for the Spring 2022 funding round. The Priority Rating Systems may be changed by SWIA prior to later funding rounds.

Applications for water and wastewater preconstruction planning grants only (without actual construction) will be prioritized based on the potential construction project being considered. Applications will be reviewed and evaluated according to the Priority Rating System established by SWIA for construction projects for the Drinking Water Reserve and Wastewater Reserve. The approved Priority Rating System is [posted on the Division's website](#), and will be used for the Spring 2022 funding round. The Priority Rating System may be changed by SWIA prior to later funding rounds.

The Division will accept applications for funding starting with the Spring 2022 funding round: applications due May 2, 2022 and awards determined as early as July 2022. Future funding rounds will be used to award remaining ARPA funds.

Expenses for training, rate studies and preconstruction planning activities can be included by any local government unit or nonprofit water corporation in applications for construction projects, Asset Inventory and Assessment studies and Merger/Regionalization Feasibility studies. Training, rate studies, and preconstruction planning activities must be related to the project described in the application. Expenses for these activities are included in the funding requests, which are subject to the limits specified previously. Training expenses will be limited to \$2,000 per utility for registration and mileage costs to attend training events for utility staff and governing board members.

Timeline of the administration plan for ARPA grants for drinking water and wastewater projects:

- 1) February-May 2022: SWIA and LGC award Viable Utility Reserve funds for training and replacement of SRF loans for units designated as distressed.
- 2) May 2, 2022: Spring 2022 application deadline for water and wastewater projects (1st round).
- 3) July 2022 and later: SWIA (and LGC) award Spring 2022 ARPA grants.
- 4) March-July 2022: SWIA reviews Priority Rating Systems ahead of the Fall 2022 funding round.

- 5) September 30, 2022: Fall 2022 application deadline for water and wastewater projects (2nd round).
- 6) February 2023: SWIA (and LGC) award Fall 2022 ARPA grants, if funding is available.

Future application funding rounds will be used to award remaining funds.

Administration plan for ARPA grants from the Local Assistance for Stormwater Infrastructure Investments Fund:

Approximately \$82,000,000 will be available for cities and counties and their regional councils of government and nonprofit entity partners for projects that will improve or create infrastructure for controlling stormwater quantity and quality, excluding grants for directly-allocated (earmarked) projects. Seventy percent of the funds are allocated for construction grants and thirty percent are allocated for planning grants.

A Priority Rating System specific to stormwater infrastructure funding has not yet been developed. The Division will work with SWIA to establish a Priority Rating System specific to funding stormwater projects, based on federal and statutory requirements and input from stakeholders. Development of the Priority Rating System will occur in the first six months of 2022 and seek SWIA approval of a Priority Rating System by July 2022.

The Division anticipates accepting applications for stormwater funding starting with the Fall 2022 funding round: applications due September 30, 2022 and awards determined as early as February 2023. Future funding rounds will be used to award remaining ARPA funds.

Anticipated timeline of the administration plan for ARPA grants for stormwater projects:

- 1) January-July 2022: the Division and SWIA develop a Priority Rating System for stormwater infrastructure investments, including public review and stakeholder input.
- 2) July 2022: NC DEQ develops and releases Fall 2022 funding application materials.
- 3) September 30, 2022: Fall 2022 application deadline for stormwater projects (1st round).
- 4) February 2023 and later: SWIA awards Fall 2022 ARPA stormwater grants.
- 5) May 1, 2023: Spring 2023 application deadline for stormwater projects (2nd round).
- 6) July 2023: SWIA awards Spring 2023 ARPA stormwater grants, if funding is available.

Future application funding rounds will be used to award remaining funds.



Appendix C
American Rescue Plan Act Implementation Plan



APPENDIX C


State Water Infrastructure Authority Members

The nine-member State Water Infrastructure Authority (Authority) was created by the North Carolina General Assembly in 2013 to assess and make recommendations about the state's water and wastewater infrastructure needs and the funding programs available to the state's local governments. The members of the Authority as of June 30, 2022 are listed in Table A. In 2013, the General Assembly also established the Division of Water Infrastructure (Division) in the North Carolina Department of Environmental Quality. The state's major water-related infrastructure funding programs are located within the Division.


Table A. State Water Infrastructure Authority Members as of June 30, 2023

Cite § 159G-70.(b)	Position Requirements	Name	Title	Appointing Authority
(1)	Director of Division of Water Infrastructure * / Serves as Authority Chair	Shadi Eskaf – Chair	Director, Division of Water Infrastructure	Ex-Officio
(2)	Secretary of Commerce * / Familiar with Water or other Infrastructure Improvements for the Purpose of Promoting Economic Development	Melody Adams	Director, Rural Grants/Programs; Rural Development Division; Dept. of Commerce	Ex-Officio
(3)	Director of Local Government Commission* (Dept. of State Treasurer)	Sharon Edmundson	Deputy Treasurer, State and Local Finance Division; Secretary of the Local Government Commission	Ex-Officio
(4)	Professional Engineer in Private Sector Familiar with Wastewater Systems	Juhand Waller, PE	President, JC Waller & Associates	Governor
(5)	Knowledgeable about Federal Funding for Wastewater and Water Systems	Dr. Bernadette Pelissier		Governor
(6)	Knowledgeable about Urban Wastewater or Water Systems	Leila Goodwin	Water Resources Engineer	Senate Pro Tempore
(7)	Knowledgeable about Rural Wastewater or Water Systems	Ed Goscicki		Senate Pro Tempore
(8)	County Commissioner or Resident of a Rural County Knowledgeable about Public Health Services	Bill Goins	County Commissioner, Surry County	Speaker of the House
(9)	Familiar with Wastewater, Drinking Water and Stormwater Issues and State Funding Sources	Maria Hunnicutt – Vice Chair	Manager, Broad River Water Authority	Speaker of the House

* Or designee



Appendix D
Power and Duties of State Water Infrastructure Authority
(G.S. 159G-71)



APPENDIX D

Powers and duties of the State Water Infrastructure Authority (NCGS 159G-71)

North Carolina General Statute 159G-71 lists the following as the Authority's powers and duties:

1. Review recommendations for grants and loans submitted to it by the Division of Water Infrastructure
 1. Determine the rank of applications
 2. Select the applications that are eligible to receive grants and loans
 2. Establish priorities for making loans and grants, consistent with federal law
 3. Review the criteria for making loans and grants and make recommendations, if any, for additional criteria or changes to the criteria
 4. Develop guidelines for making loans and grants
 5. Develop a master plan to meet the State's water infrastructure needs
 6. Assess and make recommendations on the role of the State in the development and funding of wastewater, drinking water, and stormwater infrastructure
 7. Analyze the adequacy of projected funding to meet projected needs over the next five years
 8. Make recommendations on ways to maximize the use of current funding resources (federal, State, local) and ensure that funds are used in a coordinated manner
 9. Review the application of management practices in wastewater, drinking water, and stormwater utilities and to determine the best practices
 10. Assess the role of public-private partnerships in the future provision of utility service
 11. Assess the application of the river basin approach to utility planning and management
 12. Assess the need for a "troubled system" protocol
-



Appendix E
FY 2022-2023 Loan and Grant Program Applications Received and Funding Awarded



APPENDIX E

FY 2022-2023 Loan and Grant Program Applications Received and Funding Awarded

Table D provides a summary of the applications received by the Division and funded by the Authority in FY 2022-2023.

Table D. Loan and Grant Program Applications Received and Funded in FY 2022-2023

Funding Program – FY 2022-2023 <i>Application Round</i>	Number of Complete, Eligible Applications Received	Number Applications Funded	Dollar Amount Requested in Complete, Eligible Applications	Dollar Amount Funded
Federal Community Development Block Grant – Infrastructure (CDBG-I) <i>Awarded February 2023</i>	4	4	\$5.9 million	\$4.9 million
Planning Grants from the State Reserve Program (SRP) and Viable Utility Reserve (VUR)^{a,b}				
Asset Inventory & Assessment (AIA) Grants from the SRP – ARPA <i>Awarded July 2022 and February 2023</i>	323	274	\$74.7 million	\$60.1 million
AIA Grants from the SRP – Non-ARPA <i>Awarded February 2023</i>		4		\$503,000
AIA Grants from the VUR – ARPA <i>Awarded July 2022 and February 2023</i>		29 ^c		\$9.0 million
Merger/Regionalization Feasibility (MRF) Grants from the SRP – ARPA <i>Awarded July 2022 and February 2023</i>	19	5	\$3.8 million	\$3.5 million
MRF Grants from the SRP – Non-ARPA <i>Awarded February 2023</i>		1		\$50,000
MRF Grants from the VUR – ARPA <i>Awarded February 2023</i>		1		\$195,000
SRP Wastewater Pre-Construction Planning Grants – ARPA <i>Awarded July 2022 and February 2023</i>	29	23	\$10.2 million	\$7.5 million
SRP Drinking Water Pre-Construction Planning Grants -- ARPA <i>Awarded July 2022 and February 2023</i>	18	16	\$13.6 million	\$4.7 million
Viable Utility Reserve (VUR) Emergency Operating Grants, and Training Grants^a				

Funding Program – FY 2022-2023 <i>Application Round</i>	Number of Complete, Eligible Applications Received	Number Applications Funded	Dollar Amount Requested in Complete, Eligible Applications	Dollar Amount Funded
Emergency Operating Grants <i>Awarded throughout FY 2022-2023</i>	1	1	\$128,000	\$128,000
Training Grants <i>Awarded throughout FY 2022-2023</i>	16	16	\$32,000	\$32,000
Wastewater Construction Projects				
Federal-State Clean Water State Revolving Fund (CWSRF) <i>Awarded July 2022 and February 2023</i>	463	40	\$3.3 billion	\$211.3 million
State Wastewater Reserve (SWWR) (grants and loans) – ARPA <i>Awarded July 2022 and February 2023</i>		60		\$226.3 million
SWWR (grants and loans) – Non-ARPA <i>Awarded February 2023</i>		0		\$2.8 million
VUR Grants^{a,b} <i>Awarded July 2022 and February 2023</i>		24		\$164.7 million
Drinking Water Projects				
Federal-State Drinking Water State Revolving Fund (DWSRF) <i>Awarded July 2021 and February 2022</i>	427	15	\$3.0 billion	\$145.0 million
State Drinking Water Reserve (SDWR) (grants and loans) <i>Awarded February 2022</i>		58		\$190.8 million
SDWR (grants and loans) – Non-ARPA		0		\$0
VUR Grants^a <i>Awarded July 2022 and February 2023</i>		42		\$152.2 million
Local Assistance for Stormwater Infrastructure Investments (LASII)				
LASII Construction – ARPA <i>Awarded February 2023</i>	83	19	\$219.7 million	\$85.6 million

Funding Program – FY 2022-2023 <i>Application Round</i>	Number of Complete, Eligible Applications Received	Number Applications Funded	Dollar Amount Requested in Complete, Eligible Applications	Dollar Amount Funded
LASII Develop and Implement a New Utility – ARPA^d <i>Awarded February 2023</i>	4	4	\$1.8 million	\$1.8 million
LASII Planning – ARPA <i>Awarded February 2023</i>	64	53	\$22.1 million	\$18.3 million
Totals:	1,451	c	\$6.7 billion	\$1.3 billion

^aFunds approved by the Authority from the VUR must also be approved by the Local Government Commission.

^bNo non-ARPA VUR funding was awarded.

^cDue to co-funding, the total number of applications funded cannot be totaled.



Appendix F
CWSRF Funds Distributed and Remaining During FY 2022-2023



CWSRF Funds Disbursed and Remaining for Active Projects: FY 2022-2023

*Total Outlays by 6-month period

(Data pull: July 2023)

Project #	Local Government Unit	Project	Funding Request	Actual Paid	Remaining
386-07	Jacksonville, City of	Wilson Bay Stormwater	\$ 477,988	\$ 443,961	\$ 34,027
522-03	Albemarle, City of	WWTP Headworks Improvements	\$ 3,165,647	\$ 2,982,271	\$ 183,376
505-01	Grover, Town of	Wastewater Project	\$ 1,283,355	\$ -	\$ 1,283,355
419-19	Raleigh, City of	Crabtree Basin Wastewater System Conveyance Improvements Phase II	\$ 37,500,000	\$ 29,058,517	\$ 8,441,483
399-08	Winston-Salem, City of	Muddy Creek Consolidated Pumping Sta.	\$ 70,534,623	\$ 69,108,099	\$ 1,426,524
422-06	Anson County	Sludge Lagoon & Dam Repair Project	\$ 4,928,344	\$ -	\$ 4,928,344
377-11	Winston-Salem, City of	Power Generator System @ Muddy Creek WWTP - installation of a new 1,137 kw combin	\$ 6,003,772	\$ 5,693,124	\$ 310,648
September 2015					
609-01	Tabor City, Tabor City	WWTP Improvements Project	\$ 1,968,720	\$ 1,742,556	\$ 226,164
527-11	Kinston, City of	Briery Run Phase IV Sewer Rehabilitation Project	\$ 2,625,145	\$ 2,478,640	\$ 146,505
399-12	Winston-Salem, City of	Muddy Creek Aeration System Upgrades	\$ 8,063,635	\$ 7,818,481	\$ 245,154
413-06	Pittsboro, City of	Wastewater Treatment System Improvements	\$ 21,585,500	\$ -	\$ 21,585,500
920-01	Junaluska Sanitary District	Highway 209 -- I-40 Sewer (Riverbend School Sewer Service)	\$ 2,570,022	\$ 2,391,098	\$ 11,900
399-13	Winston-Salem, City of	South Fork Interceptor Contract #2: Kerners Mill Force Main/Pump Station Improvement	\$ 11,699,526	\$ 6,630,967	\$ 5,068,559
560-16	Johnston County	McGee's Crossroads Sewer Upgrade	\$ 8,346,000	\$ 7,080,805	\$ 1,265,195
April 2016					
489-05	Lake Lure, Town of	Greenline	\$ 12,500,000	\$ 1,067,061	\$ 11,432,939
482-07	Goldsboro, City of (Goldsboro - 18)	Phase 4 Sewer Collection Rehabilitation Project	\$ 8,905,676	\$ 4,673,457	\$ 4,232,219
419-20	Raleigh, City of	Neuse River RRF Bioenergy Recovery Program (Aerobic Digester Project)	\$ 50,000,000	\$ 46,883,596	\$ 3,116,404
700-07	Taylorsville, Town of	Taylorsville WWTP Renewable Energy Project	\$ 248,924	\$ 219,685	\$ 29,239
September 2016					
902-02	Ayden, Town of	Replace 4400 Lf of 15-inch gravity sewer and 11 MH's	\$ 1,305,130	\$ 1,233,037	\$ 72,093
795-01	Davie County	Install 4,700 LF of 8-inch FM from Yadkin River PS to connect with existing Smith Creek FN	\$ 16,402,098	\$ 15,435,584	\$ 966,514
714-03	Southport, City of	Install a new 1.0 MGD SBR WWTP and 17,550 Lf of 16" force main.	\$ 29,783,014	\$ -	\$ 29,783,014
560-18	Johnston County	4MGD expansion of Central Johnston County Regional WWF and decommission some of	\$ 83,351,542	\$ 50,220,943	\$ 33,130,599
April 2017					
529-04	St. Pauls, Town of	Rehabilitation of 10,300 LF of 8-inch, 777 LF of 12-inch gravity sewer and 140 VF of MHs;	\$ 1,603,380	\$ 1,445,372	\$ 158,008
434-14	Fayetteville Public Works Commission	Installation of a new 3.5 MG EQ facility to include a 12.5 MGD PS, 1,100 LF of 24-inch FM,	\$ 17,912,000	\$ 11,775,446	\$ 6,136,554
377-15	Charlotte Water, City of Charlotte	Rehabilitation of 16 secondary clarifiers including RAS pumping modifications, 28 aeration	\$ 68,366,084	\$ 64,947,780	\$ 3,418,304
September 2017					
527-12	Kinston, City of	Replacement of 13,300 LF of 8-inch and 460 LF of 10-inch gravity sewer	\$ 3,299,600	\$ 42,796	\$ 3,256,804
439-06	Oxford, City of (APENP - 19)	Rehabilitation/replacement of 18,000 LF of 8-inch gravity sewer	\$ 7,757,300	\$ 2,227,205	\$ 5,530,095
384-06	Reidsville, City of (APNEP - 19)	Improvements to the Reidsville WWTP to implement a BNR process including installation	\$ 3,963,089	\$ -	\$ 3,963,089
541-05	Yadkin Valley Sewer Authority	Rehabilitation of Fox Hall PS, PVH PS, and the Hampton Inn PS to include replacement of	\$ 1,177,451	\$ 1,107,008	\$ 70,443
April 2018					
504-01	East Yancey Water and Sewer District	Installation of 4,700 LF of 12-inch gravity sewer to connect multiple previously constructe	\$ 1,315,161	\$ 534,148	\$ 781,013
515-04	Franklin County	Rehabilitation of the Franklin County WWTP to include replacement of an aeration basin,	\$ 11,479,000	\$ 10,570,600	\$ 908,400
825-02	Lincoln County	Expansion of the Killian Creek WWTP from 3.35 MGD to 6.6 MGD	\$ 14,000,000	\$ 13,300,000	\$ 700,000

CWSRF Funds Disbursed and Remaining for Active Projects: FY 2022-2023

*Total Outlays by 6-month period

(Data pull: July 2023)

Project #	Local Government Unit	Project	Funding Request	Actual Paid	Remaining
747-01	Mount Holly, City of	Installation of pump station, 3,700 LF of dual 24-inch FM, and equalization tanks to region	\$ 18,850,000	\$ -	\$ 18,850,000
439-08	Oxford, City of (APNEP - 19)	Rehabilitation and/or replacement of 9,800 LF of 8-inch to 10-inch gravity sewer	\$ 3,468,000	\$ 3,328,299	\$ 139,701
October 2018					
491-04	Murfreesboro, Town of	Sewer System Rehabilitation (Lift Station Replacements)	\$ 1,223,000	\$ 764,836	\$ 458,164
685-03	Newton, City of	2nd Street Sewer Relocation	\$ 1,900,000	\$ 870,771	\$ 1,029,229
843-04	Tuskaseegee Water & Sewer Authority	TWSA - WWTP - Phase II	\$ 4,595,300	\$ -	\$ 4,595,300
444-12	Hendersonville, City of	Ashe Street Neighborhood and 4th Avenue Water and Sewer Replacement	\$ 1,819,000	\$ -	\$ 1,819,000
393-07	Lenoir, City of	Crossroads Sewer Replacement Project	\$ 2,775,000	\$ -	\$ 2,775,000
580-05	Troutman, Town of	Eliminate Discharge at Children's Hope Alliance	\$ 856,000	\$ 118,213	\$ 737,787
747-02	Mount Holly, City of	South Gateway Wastewater Treatment Project	\$ 4,710,000	\$ 3,102,784	\$ 1,607,216
April 2019					
476-09	Brevard, City of	Gallimore Road Sewer Basin Rehabilitation	\$ 2,241,300	\$ 1,340,000	\$ 901,300
545-04	Pilot Mountain, Town of	WWTP and Sewer Lift Stations Improvements Project	\$ 500,000	\$ 500,000	\$ -
930-01	Waynesville, Town of	Wastewater Treatment Plant Improvements Phase I	\$ 24,545,900	\$ -	\$ 24,545,900
463-05	Rutherfordton, Town of	Rutherfordton Sewer to RS Central HS	\$ 1,049,500	\$ 1,004,779	\$ 44,721
798-02	Manteo, Town of	Shallowbag Sewer Pump Station Replacement	\$ 1,106,660	\$ 1,024,435	\$ 82,225
398-03	Contentnea Metropolitan Sewerage District	NC Hwy 11 Pump Station Improvements	\$ 6,839,000	\$ 5,065,909	\$ 1,773,091
434-15	Fayetteville Public Works Commission	Big Rockfish Sanitary Sewer Outfall - Lift Station Elimination	\$ 9,755,105	\$ 1,182,496	\$ 8,572,609
389-22	Hickory, City of	Murray Hill Sewer Project	\$ 5,182,700	\$ 4,515,054	\$ 667,646
569-05	Onslow Water & Sewer Authority	NWRWRF Electrical Building Repair/Long Term Plant Mitigation Improvements	\$ 3,202,800	\$ -	\$ 3,202,800
872-01	Biltmore Forest, Town of	Greenwood Park Stream Restoration	\$ 292,600	\$ -	\$ 292,600
434-16	Fayetteville Public Works Commission	Big Rockfish Sanitary Sewer Outfall	\$ 31,187,000	\$ 8,822,936	\$ 22,364,064
September 2019					
522-07	Albemarle, City of	Rehabilitation and replacement of approximately 10,000 LF of gravity sewer from 8-inch	\$ 7,711,858	\$ -	\$ 7,711,858
696-02	Bailey, Town of	Rehabilitation/replacement of 5,200 LF of 8-inch gravity sewer, 25 manholes, and 110 se	\$ 500,000	\$ 475,793	\$ 24,207
923-12	Cape Fear Pubic Utility Authority	Rehabilitation/replacement of 11,500 LF 20-inch, and 4,200 LF of 24-inch force main	\$ 11,647,309	\$ -	\$ 11,647,309
431-07	Clayton, Town of	Replacement of 2.5 MGD Little Creek WWRF with a new 10 MGD Neuse River WRF, and i	\$ 110,000,000	\$ 18,786,017	\$ 91,213,983
744-05	Gastonia, City of	Installation of 28,100 LF of 8-inch to 48-inch gravity sewer, two pump stations (Armstrong	\$ 15,400,000	\$ 6,913,737	\$ 8,486,263
652-03	Landis, Town of	Replacement of 8,430 LF of 8-inch gravity sewer, 35 manholes, and 93 service laterals	\$ 2,288,120	\$ -	\$ 2,288,120
602-01	Lucama, Town of	Rehabilitation/replacement of 12,400 LF of 8-inch gravity sewer and Pump Station #3	\$ 1,467,500	\$ -	\$ 1,467,500
491-05	Murfreesboro, Town of	Rehabilitation/replacement of 6,600 LF of 8-inch, 1,500 LF of 10-inch, and 300 LF of 12-in	\$ 1,839,475	\$ -	\$ 1,839,475
698-01	Sharpsburg, Town of	Rehabilitation of Pump Station Nos 1, 2, 3, 4, 5, 7, and 8, by replacement of pumps, contr	\$ 500,000	\$ 500,000	\$ -
839-01	Swepsonville, Town of	Rehabilitation of 3,500 LF of 8-inch, 2,100 LF of 10-inch, and 800 LF of 15-inch gravity sew	\$ 1,500,000	\$ 69,721	\$ 1,430,279
840-01	Walnut Creek, Village of	Replacement of 3,470 LF of 8-inch gravity sewer, 12 MHs, and 26 sewer services; replac	\$ 1,754,000	\$ -	\$ 1,754,000
579-02	Whitakers, Town of	Replacement of 12,430 LF of 8-inch gravity sewer, 58 manholes, and 82 sewer services; re	\$ 500,000	\$ -	\$ 500,000
534-02	Whiteville, City of	Rehabilitation/replacement of 825 LF of 15-inch, 2,400 LF of 24-inch, and 3,100 LF of 30-i	\$ 4,687,486	\$ 2,601,770	\$ 2,085,716
639-01	Woodland, Town of	Peacetree/Chestnut Sewer replacement	\$ 919,150	\$ -	\$ 919,150
879-03	Winterville, Town of	Replacement of Chapman St pump Station and 850 LF of dual 6-inch force mains with 10-	\$ 1,974,200	\$ -	\$ 1,974,200

CWSRF Funds Disbursed and Remaining for Active Projects: FY 2022-2023

*Total Outlays by 6-month period

(Data pull: July 2023)

Project #	Local Government Unit	Project	Funding Request	Actual Paid	Remaining
541-08	Yadkin Valley Sewer Authority	Replacement of three blowers for extended aeration ditch at WWTP to improve efficiency	\$ 657,500	\$ 208,557	\$ 448,943
April 2020					
764-01	Everetts, Town of	2020 Wastewater System Improvements	\$ 609,800	\$ -	\$ 609,800
671-04	Ellerbe, Town of	Wastewater System Rehabilitation	\$ 500,000	\$ -	\$ 500,000
439-09	Oxford, City of	Wastewater Treatment Plant Rehabilitation	\$ 6,062,000	\$ -	\$ 6,062,000
563-04	Graham, City of (ASADRA)	Graham WWTP Improvements Project	\$ 82,989,500	\$ 10,043,600	\$ 72,945,900
830-01	Walstonburg, Town of	Wastewater Improvements	\$ 133,980	\$ 100,775	\$ 33,205
662-04	Randleman, City of	Wastewater Treatment Facility Repairs and Upgrades	\$ 1,787,500	\$ -	\$ 1,787,500
534-03	Whiteville, City of	PS#1 Replacement/Elevation & Outfall Relocation	\$ 4,532,263	\$ -	\$ 4,532,263
384-07	Reidsville, City of	WWTP Headworks Replacement	\$ 5,036,100	\$ -	\$ 5,036,100
922-01	Southeast Regional Airport Authority	LMAC Collection System Improvements - Pell Rd	\$ 731,341	\$ 322,077	\$ 409,264
398-04	Contentnea Metropolitan Sewerage District	WWTP Berm Improvement	\$ 1,645,000	\$ 630,847	\$ 1,014,153
833-03	Lake Waccamaw, Town of	Lift Station Mitigation and WWTP Rehabilitation	\$ 809,780	\$ -	\$ 809,780
541-09	Yadkin Valley Sewer Authority	2020 Collection System Rehabilitation - Part I (Pipeline Rehab)	\$ 670,000	\$ -	\$ 670,000
460-04	Liberty, Town of	Liberty Collection System Improvements	\$ 3,000,000	\$ -	\$ 3,000,000
664-02	Pollocksville	2020 WWTP Facilities Relocation	\$ 7,410,000	\$ -	\$ 7,410,000
620-02	Tryon, Town of	Braewick Road Sewer Rehabilitation Project	\$ 1,000,000	\$ -	\$ 1,000,000
September 2020					
522-08	Albemarle, City of	Long Creek WTP Treatment Process Rehab	\$ 19,380,000	\$ -	\$ 19,380,000
584-05	Benson, Town of	2020 Wastewater System Improvements	\$ 3,533,000	\$ -	\$ 3,533,000
923-13	Cape Fear Pubic Utility Authority	Rehabilitation and Replacement of Gravity Sewer in Downtown Wilmington Area	\$ 4,590,308	\$ -	\$ 4,590,308
458-08	Eden, City of	Contracts IIB and V - Junction Pump Station Rehab & Smith River Replacement and Rehab	\$ 15,172,225	\$ -	\$ 15,172,225
444-13	Hendersonville, City of	Mud Creek Interceptor	\$ 9,278,948	\$ -	\$ 9,278,948
389-23	Hickory, City of	Henry Forks WWTF Solids Handling Facilities Upgrade	\$ 30,000,000	\$ 4,204,343	\$ 25,795,657
605-02	Macclesfield, Town of	2020 WWTP Facilities Relocation	\$ 500,000	\$ -	\$ 500,000
491-06	Murfreesboro, Town of	Carver Park Lift Station Replacement/Relocation	\$ 537,003	\$ -	\$ 537,003
483-05	New Bern, City of	Duffyfield Stormwater Enhancement Project	\$ 3,171,202	\$ -	\$ 3,171,202
432-06	Sanford, City of	Little Buffalo Creek Rehabilitation	\$ 3,845,000	\$ -	\$ 3,845,000
445-07	Wallace, Town of	Sewer Collection System Expansion	\$ 4,791,517	\$ -	\$ 4,791,517
425-07	Clinton, City of	Clinton WWTP Resiliency Improvements	\$ 3,000,000	\$ -	\$ 3,000,000
893-01	Southern Pines	Warrior Woods Pump Station Relocation	\$ 2,998,000	\$ -	\$ 2,998,000
529-05	St. Pauls, Town of	Wastewater Treatment Plant Relocation	\$ 3,093,450	\$ -	\$ 3,093,450
527-14	Kinston, City of	Briery Run Sewer Phase V Sewer Project	\$ 3,011,065	\$ -	\$ 3,011,065
561-04	Selma, Town of	Brack Pump Station Relocation & System Improvements	\$ 3,015,000	\$ -	\$ 3,015,000
April 2021					
417-06	Dunn, City of	Collection System Improvements	\$ 2,000,000	\$ -	\$ 2,000,000
763-03	Bessemer City, City of	Vantine Pump Station and Sewer Replacement	\$ 1,887,000	\$ -	\$ 1,887,000
383-05	Farmville, Town of	Moore Street Sanitary Replacement	\$ 500,000	\$ 288,872	\$ 211,128

CWSRF Funds Disbursed and Remaining for Active Projects: FY 2022-2023

*Total Outlays by 6-month period

(Data pull: July 2023)

Project #	Local Government Unit	Project	Funding Request	Actual Paid	Remaining
579-03	Whitakers, Town of	Porter Street Sewer Pump Station Improvements	\$ 500,000	\$ -	\$ 500,000
924-02	Laurinburg, City of	Bridge Creek & College Park Sanitary Sewer Rehab	\$ 8,951,000	\$ -	\$ 8,951,000
417-07	Dunn, City of	Black River WWTP Improvements	\$ 3,626,000	\$ -	\$ 3,626,000
436-06	Conover, City of	Northeast WWTF Headworks Improvements	\$ 1,232,000	\$ -	\$ 1,232,000
September 2021					
829-02	Wilkesboro	Wilkesboro Cub Creek WWTP Expansion	\$ 42,000,000	\$ -	\$ 42,000,000
475-03	Pikeville	2022 Sanitary Sewer Improvements	\$ 500,000	\$ -	\$ 500,000
476-10	Brevard, City of	North Brevard Sewer	\$ 2,287,367	\$ -	\$ 2,287,367
798-03	Manteo, Town of	UV Disinfection and Resiliency Upgrade	\$ 1,882,030	\$ -	\$ 1,882,030
923-14	Cape Fear Pubic Utility Authority	Walnut Street Pump Station (PS9) Replacement	\$ 5,149,900	\$ -	\$ 5,149,900
702-07	Belmont	Belmont Pump Station and Force Main	\$ 15,095,034	\$ -	\$ 15,095,034
575-04	Durham County	Chin Page Road Pump Station	\$ 19,298,025	\$ -	\$ 19,298,025
April 2022					
439-10	Oxford, City of	Sewer System Improvements and Enhancement, Phase 5	\$ 4,561,720	\$ -	\$ 4,561,720
610-01	Hobgood	Stormwater Quality/Detention Struct. and Drainage Improv.	\$ 2,793,770	\$ -	\$ 2,793,770
576-04	Claremont	Lyle Creek Basin Outfall - Transformational	\$ 9,212,700	\$ -	\$ 9,212,700
845-03	Bryson City	WWTP Improv.	\$ 1,998,400	\$ -	\$ 1,998,400
541-10	Yadkin Valley Sewer Authority	2022 Collection System Improvements	\$ 181,200	\$ -	\$ 181,200
526-05	Hertford	Collection System Improvements	\$ 73,290	\$ -	\$ 73,290
619-08	Thomasville, City of	Rains Road PS Upgrade	\$ 1,000,000	\$ -	\$ 1,000,000
545-05	Pilot Mountain, Town of	WWTP Upgrades	\$ 1,922,000	\$ -	\$ 1,922,000
425-08	Clinton, City of	WWTP Electrical Service Resiliency and Reliability Improvements	\$ 1,179,000	\$ -	\$ 1,179,000
567-05	Morehead City	2022 ARPA WWTP Improvements Project	\$ 1,000,000	\$ -	\$ 1,000,000
427-05	Siler City	Sewer Rehabilitation	\$ 2,000,000	\$ -	\$ 2,000,000
425-09	Clinton, City of	E. Carter Street Pump Station Relocation and Replacement	\$ 2,354,000	\$ -	\$ 2,354,000
924-01	Laurinburg, City of	Leith Creek WWTP Influent Pump Station	\$ 10,315,000	\$ 2,862,799	\$ 7,452,201
690-01	Maxton, Town of	WW PS Rehab.	\$ 7,033,500	\$ -	\$ 7,033,500
618-03	Fairmont, Town of	Fairmont Collection System Rehabilitation	\$ 230,333	\$ -	\$ 230,333
580-06	Troutman, Town of	Sewer Collection Rehabilitation	\$ 687,500	\$ -	\$ 687,500
September 2022					
475-04	Pikeville	Pikeville 2023 Wastewater Improvements	\$ 2,832,635	\$ -	\$ 2,832,635
664-03	Pollocksville	Pump Station 2 Relocation	\$ 1,285,000	\$ -	\$ 1,285,000
714-04	Southport, City of	Evaluation and Rehab of Wastewater System	\$ 8,544,320	\$ -	\$ 8,544,320
603-05	Elm City, Town of	Lagoon Improvements and Dredging Project	\$ 2,608,993	\$ -	\$ 2,608,993
413-07	Pittsboro, Town of	Wastewater Transmission System Improvements	\$ 10,550,000	\$ -	\$ 10,550,000
858-01	Kingstown, Town of	Lift Station, Gravity Sewer, and Force main Improvements	\$ 1,849,080	\$ -	\$ 1,849,080
861-01	McAdenville, Town of	McAdenville Sewer Rehab To Support Regionalization	\$ 4,962,000	\$ -	\$ 4,962,000
476-11	Brevard, City of	North Brevard Sewer	\$ 2,287,367	\$ -	\$ 2,287,367

CWSRF Funds Disbursed and Remaining for Active Projects: FY 2022-2023

*Total Outlays by 6-month period

(Data pull: July 2023)

Project #	Local Government Unit	Project	Funding Request	Actual Paid	Remaining
617-04	Lexington, City of	LRWWTP Solids Handling Improvements	\$ 27,979,000		\$ 27,979,000
621-06	Spindale, Town of	Wastewater Treatment Plant Improvements	\$ 7,209,740		\$ 7,209,740
435-07	Williamston, Town of	Skewarkee Gut Sewer Outfall Rehabilitation	\$ 8,672,000		\$ 8,672,000
522-09	Albemarle, City of	Long Creek WWTP Treatment Process Rehab - Resubmittal	\$ 14,650,000		\$ 14,650,000
448-01	Severn, Town of	Green: Stormwater Drainage Improvements	\$ 1,403,575		\$ 1,403,575
929-02	Cumberland County	Landfill Gas Collection and Treatment Improvements	\$ 1,822,383		\$ 1,822,383
			\$ 1,030,401,171	\$ 434,472,626	\$ 837,579,352



Appendix G
Itemized Binding Commitments for the CWSRF Program During
FY 2022-2023



CWSRF Binding Commitments for Fiscal Year 2022-2023			
Date	Owner	Project Number	Adjusted Offer
7/14/2022	Woodland	CS370639-01	\$419,150
7/14/2022	Bessemer City	CS370763-03	\$1,850,000
8/5/2022	Albemarle, City of	CS370522-07	\$7,711,858
8/10/2022	Kinston	CS370524-14	\$3,011,065
9/29/2022	Graham, City of	CS370563-04	\$82,989,500
10/14/2022	Pittsboro	CS370413-06	\$26,585,500
10/17/2022	Dunn	CS370417-07	\$3,626,000
10/18/2022	Conover	CS370436-06	\$1,232,000
10/28/2022	Laurinburg	CS370924-02	\$8,951,000
12/1/2022	Clinton	CS370425-07	\$3,000,000
12/6/2022	Pollockville	CS370664-02	\$3,000,000
4/12/2023	Pilot Mountain	CS370545-05	\$1,922,000
6/2/2023	Eden	CS370458-08	\$15,475,669
6/7/2023	Sanford, City of	CS370432-06	\$3,845,000
6/7/2023	Oxford	CS370439-09	\$6,062,000
6/9/2023	Benson	CS370584-05	\$3,533,000
6/9/2023	Hertford, Town of	CS370526-05	\$73,290
6/20/2023	Southern Pines	CS370893-01	\$2,998,000
6/20/2023	Fairmont	CS370618-03	\$230,333
6/29/2023	Whitakers	CS370579-03	\$500,000
Total Commitments:		20	\$177,015,365



Appendix H
CWSRF Financial Exhibits for FY 2022-2023



STATE OF NORTH CAROLINA
EPA Revolving Loan Fund
Combining Statement of Net Assets
June 30, 2023 and 2022

Exhibit 1

	Clean Water Program	
	2023	2022
ASSETS		
Current assets:		
Cash and cash equivalents		\$
Pooled cash	456,576,611	416,945,396
Restricted pooled cash		
Investments		
Pooled investments	163,784,854	165,674,849
Security lending collateral		
Accounts receivable, net		
Intergovernmental receivables	43,870	43,870
Interest receivable	1,229,046	217,399
Premiums receivable		
Contributions receivable		
Other receivables		
Due from other funds	723,881	664,268
Due from component units		
Notes receivable, net	74,584,056	59,221,452
Inventories		
Net OPEB asset		
Prepaid items		
Total current assets	\$ 696,942,319	\$ 642,767,234
Noncurrent Assets		
Restricted/designated pooled cash		
Investments		
Restricted investments		
Contributions receivable		
Notes receivable, net	769,006,128	759,784,113
Total Deferred Outflows of Resources		
Prepaid items		
Net OPEB asset	1,178	2,544
Capital assets – nondepreciable		
Capital assets – depreciable, net		
Total noncurrent assets	\$ 769,007,306	\$ 759,786,657
Total assets	\$ 1,465,949,624	\$ 1,402,553,891
DEFERRED OUTFLOWS OF RESOURCES		
Deferred loss on refunding		
Deferred outflows for Asset Retirement Obligation		
Deferred outflows for OPEB	1,330,008	1,490,545
Deferred outflows for pensions	1,115,269	766,234
Total deferred outflows of resources	\$ 2,445,277	\$ 2,256,779
LIABILITIES		
Current liabilities:		
Accounts payable	(1,494)	29,569
Accrued payroll		
Notes fi Total Liabilities		
Intergovernmental payables	13,990,109	8,097,081

Due to primary government		
Medical claims payable (State Health Plan only)		
Claims payable		
Unemp Total Inflows for Resources		
Due to fiduciary funds		
Due to other funds		
Due to component units		
Obligations under securities lending		
Capital leases payable		
Revenue bonds payable		
Accrued interest payable		
Funds held for others		
Obligation for workers' compensation		
Annuity and life income payable		
Asset Retirement Obligation		
Accrued vacation leave	23,132	35,874
Net OPEB liability		
Unearned revenue		
Total current liabilities	\$ 14,011,747	\$ 8,162,524

Noncurrent liabilities:

Advances from other funds		
Notes from direct borrowings		
Capital leases payable		
Revenue bonds payable		
Grant anticipation revenue bonds payable		
Unamortized discount on bonds payable		
Unamortized premium on bonds payable		
Accrued interest payable		
Obligation for workers' compensation		
Annuity and life income payable		
Asset Retirement Obligation		
Accrued vacation leave	300,847	364,954
Net OPEB liability	2,591,355	3,070,010
Net pension liability	1,592,209	549,067
Total noncurrent liabilities	\$ 4,484,411	\$ 3,984,031
Total liabilities	\$ 18,496,157	\$ 12,146,555

DEFERRED INFLOWS OF RESOURCES

Deferred inflows for OPEB	1,556,865	1,512,909
Deferred inflows for pensions	169,785	771,565
Total Deferred inflow of resources	\$ 1,726,650	\$ 2,284,474

NET POSITION

Total net position	\$ 1,448,172,095	\$ 1,390,379,641
--------------------	------------------	------------------

STATE OF NORTH CAROLINA
EPA Revolving Loan Fund
Combining Statement of Revenues, Expenses, and Changes in Net
Assets
For the Fiscal Year Ended June 30, 2023 and 2022 **Exhibit 2**

	Clean Water Program	
	2023	2022
OPERATING REVENUES		
Sales and services, net	\$ 3,405,292	\$ 5,243,703
Employer contributions		
Federal grants and contracts		
Interest earnings on loans	8,980,406	9,599,534
Rental and lease earnings		
Fees, licenses, and fines		
Toll revenue		
Insurance premiums		
Miscellaneous		
Total operating revenues	12,385,698	<u>14,843,237</u>
OPERATING EXPENSES		
Personal services	2,097,823	2,468,157
Unemployment benefits		
Supplies and materials	26,621	9,467
Services	102,185	122,925
Prizes		
Claims		
Cost of goods sold		
Depreciation		
Insurance and bonding		
Other fixed charges	15,280	16,178
Other expenses	9,247	6,023
Total operating expenses	2,251,157	<u>2,622,750</u>
Operating income (loss)	<u>10,134,541</u>	<u>12,220,487</u>
NONOPERATING REVENUES (EXPENSES)		
Noncapital grants	52,607,704	28,676,000
Noncapital gifts, net		
Interest and fees	15,840	16,349
Gain (loss) on sale of property and equipment		
Investment earnings, net		
Insurance recoveries		
Grants, aid and subsidies	6,853,720	(17,930,461)
Federal interest subsidy on debt	(19,204,561)	(11,608,712)
Miscellaneous non-operating revenue		
Miscellaneous non-operating expense		
Total Nonoperating revenues (expenses)	40,272,703	(846,824)
Income (loss) before other revenues, expenses, and	50,407,245	<u>11,373,663</u>
Capital grants		
Capital gifts, net		

STATE OF NORTH CAROLINA
EPA Revolving Loan Fund
Statement of Cash Flows
For the Fiscal Year Ended June 30, 2023 and 2022 **Exhibit 3**

	Combined 2023	CWSRF 2022
CASH FLOWS FROM OPERATING ACTIVITIES		
Receipts from customers	5,010,556	\$ 5,083,494
Receipts from federal agencies	-	
Receipts from other funds		
Receipts from program loan repayments - princ	37,515,122	67,337,827
Receipts from program loan repayments - inter	10,765,242	9,599,534
Payments to suppliers	(1,987,835)	146,139
Payments to employees	(7,515,528)	(5,689,739)
Payments for prizes, benefits & claims	-	
Payments to other funds	-	
Payments for program loans issued	(93,168,919)	(93,488,583)
Other receipts		
Other payments		
Net cash provided by (used in) operating act	(49,381,362)	(17,011,328)
CASH FLOWS FROM NONCAPITAL FINANCING ACTIVITIES		
Grant receipts	115,707,488	28,676,000
Grants, aid and subsidies	(31,427,978)	22,716,718
Advances from other funds		
Repayment of advances from other funds		
Transfers from other funds	19,998,600	5,771,895
Transfers to other funds	(1,124,305)	
Gifts		
Insurance recoveries		
Net cash provided by noncapital financing ac	103,153,805	57,164,613
CASH FLOWS FROM INVESTING ACTIVITIES		
Proceeds from sales and maturities of non-State Treasurer investments		
Purchase of non-State Treasurer investments		
Purchase into State Treasurer Investment Pool		
Redemptions from State Treasurer Investment Pool		
Investment earnings	13,059,457	(741,510)
Net cash provided (used) by investing activit	13,059,457	(741,510)
Net increase (decrease) in cash and cash equival	66,831,900	25,860,476
Cash and cash equivalents, July 1	698,204,560	402,917,144
Cash and cash equivalents, June 30	765,036,459	\$ 428,777,620
Reconciliation of operating income or loss to net cash used		
by operating activities:		
Operating income (loss)	7,333,779	\$ 12,220,488
Adjustments to reconcile operating income (loss) to net cash provided by operating activities:		
Depreciation expense		
Nonoperating miscellaneous income (expense)		
Change in assets and deferred outflows:	56,644,080	2,673,428
Change in liabilities and deferred inflows:	(71,061)	(33,391,706)
Total adjustments	56,573,019	(30,718,278)
Net cash provided by (used in) operating activities	63,906,798	(18,497,790)



Appendix I
CWSRF FFATA for FY 2022-2023



Project	BABAA	FFATA Projects Dollars	IUP Year	PF Reported	Green Project Reserve Category (if applicable)	Green Total	Commitment date
2022 Cap Grant (based on allotment)		\$20,882,000				\$ 12,006,470	
Elm City_05				\$750,000			
Pittsboro_06				\$500,000			
Kingstown_01				\$500,000			
Brevard_11				\$500,000			
Lexington_04				\$500,000			
Spindale_06				\$500,000			
Williamston_07				\$500,000			
Albemarle_09				\$500,000			
Claremont_04					Energy	\$ 9,212,700	
Hobgood_01					SWSCM	\$ 2,793,770	
Total Equivalency:		\$0	Principal Forgiveness Minimum:	\$2,088,200	GPR Goal:	\$12,006,470	
			Principal Forgiveness Amount:	\$4,250,000	Total GRP Amount:	\$12,006,470	
			Principal Forgiveness Maximum:	\$6,264,600			
2022 BIL							
2021 Cap Grant		\$28,676,000					
Pikeville_04				\$2,832,635			
Pollockville_03				\$963,750			
Pollockville_02 (also ASADRA below)				\$4,410,000			
Thomasville_08				\$500,000			7/5/2023
Pilot Mountain_05				\$500,000			4/12/2023
Morehead City_05				\$500,000			
Fairmont_03				\$230,333			
Bryson City_03				\$500,000			
Hertford_05				\$73,290			
Farmville, Town of 05				\$500,000			
Wilkesboro_02						\$ 30,000,000	
Cape Fear PUA_14						\$ 5,149,900	
Graham 563-04		\$82,989,500					
Total Equivalency:			Principal Forgiveness Minimum:	\$2,867,600	GPR Goal:	\$2,867,600	
			Principal Forgiveness Amount:	\$11,010,008	Total GRP Amount:	\$35,149,900	
			Principal Forgiveness Maximum:	\$11,470,400			
2020 Cap Grant		\$28,590,000					
Graham_04				\$1,500,000			
Whitakers, Town of 03				\$500,000			6/29/2023
Laurinburg, City of 02				\$500,000			
Wilkesboro_02				\$500,000			
Pikeville_03				\$500,000			
Eden_08				\$500,000			6/2/2023
Brevard_10				\$500,000			
Dunn, City of 06				\$500,000			
Albemarle_08				\$500,000			
Macclesfield_02				\$500,000			
Bessemer City, City of 03				\$500,000			7/14/2022
Sanford_06				\$500,000			6/7/2023
Kinston_14				\$500,000			8/10/2022
Woodland_01				\$500,000			7/14/2022
St Pauls_05				\$500,000			
Reidsville_06 APNEP		Need to verify...this \$\$ is just part of the project				\$ 687,500	
New Bern_05					SWSCM	\$ 3,171,202	
Yadkin Valley_08					Energy	\$ 657,500	
Fayetteville PWC 434-16		\$31,187,000					1/14/2021
Total Equivalency:		\$31,187,000	Principal Forgiveness Minimum:	\$2,859,000	GPR Goal:	\$ 2,859,000	
			Principal Forgiveness Amount:	\$8,500,000	Total GRP Amount:	\$ 4,516,202	
			Principal Forgiveness Maximum:	\$8,577,000			
ASADRA		\$ 48,493,773					
Graham_04		\$23,000,000					9/29/2022
Yadkin Valley Sewer Authority_09		\$670,000		\$502,500			11/1/2021
Liberty_04		\$3,000,000		\$3,000,000			6/7/2021
Pollockville_02		\$3,000,000		\$3,000,000			12/6/2022
Tryon_02		\$2,189,950		\$1,000,000			10/19/2021

Project	BABAA	FFATA Projects Dollars	IUP Year	PF Reported	Green Project Reserve Category (if applicable)	Green Total	Commitment date
Eden_08		\$5,042,373					
Clinton_07		\$3,000,000		\$3,000,000			12/1/2022
Southern Pines_01		\$2,998,000					
St. Pauls_05		\$5,593,450		\$2,700,000			
Total Equivalency:		\$48,493,773	Principal Forgiveness Minimum:	\$3,838,600	GPR Goal:	\$0	
			Principal Forgiveness Amount:	\$13,202,500	Total GRP Amount:	\$0	
			Principal Forgiveness Maximum:	\$5,757,900			
2019 Cap Grant		\$28,676,000					
Selma_04				\$500,000			4/7/2022
Murfreesboro_06				\$500,000			2/15/2022
Landis_02				\$221,560			7/29/2021
Murfreesboro_04				\$500,000			
Louisburg_08				\$423,433			7/14/2021
Newton_03				\$278,440			
Brevard_09				\$500,000			
Pilot Mountain_04				\$500,000			
Waynesville_01				\$500,000			
Rutherfordon_05				\$500,000			
Manteo_02				\$500,000			
Bailey_02				\$500,000			4/5/2022
Landis_03				\$500,000			9/1/2021
Lucama_01				\$500,000			To LGC 3/22/2021
Murfreesboro_05				\$500,000			
Sharpsburg_01				\$500,000			
Whitakers_02				\$500,000			
Whiteville_02				\$500,000			3/19/2021
Winterville_03				\$500,000			6/3/2021
Everetts_01				\$609,800			6/21/2021
Ellerbe_04				\$500,000			4/19/2022
Oxford_09				\$500,000			6/7/2023
Walstonburg_01				\$133,980			6/23/2021
Lake Lure-05				\$500,000			3/10/2022
Oxford_06 APNEP							
Oxford_08 APNEP							
Fayetteville_15					Energy	\$ 6,255,105	1/14/2021
Biltmore Forest					Stream Restoration	\$ 292,600	12/13/2021
Yadkin Valley Sewer Authority_07					Energy	\$ 643,529	4/15/2020
Fayetteville PWC 434-14		\$17,912,000					9/8/2020
Lincoln County 02		\$14,000,000					8/6/2020
Total Equivalency:		\$31,912,000	Principal Forgiveness Minimum:	\$2,867,600	GPR Goal: \$	2,867,600	
			Principal Forgiveness Amount:	\$11,167,213	Total GRP Amount:	\$7,191,234	
			Principal Forgiveness Maximum:	\$11,470,400			
2018 Cap Grant		\$ 28,967,000					
East Yancey Water and Sewer District				\$282,918			6/12/2019
Franklin County_04				\$217,083			9/23/2019
Lumberton_05				\$468,143			9/23/2019
Oxford_08				\$500,000			
Winterville_02				\$500,000			10/16/2019
Warsaw_05				\$500,000			6/12/2019
Kinston_12				\$500,000			9/10/2020
Goldsboro_07 APNEP							5/12/2017
Johnston County_17 APNEP							2/12/2018
Charlotte 377-16					Reuse	\$ 3,244,506	4/15/2020
Davie County 795-01		\$18,199,000					1/16/2019
Johnston County 560-16		\$5,633,000					9/18/2018
Redsville 384-06		\$3,963,089					5/16/2019
Forsyth County		\$4,473,000					9/18/2018
Total Equivalency:		\$32,268,089	Principal Forgiveness Minimum:	\$2,896,700	GPR Goal:	\$2,896,700	
			Principal Forgiveness Amount:	\$2,968,144	Total GRP Amount:	\$3,244,506	
			Principal Forgiveness Maximum:	\$8,690,100			
2017 Cap Grant		\$23,928,000					
Ayden_02				\$500,000			4/12/2018
Mount Gilead_01				\$500,000			8/23/2018
Yadkin Valley SA 03				\$483,000			8/23/2018
La Grange 05				\$99,831			6/13/2018

Project	BABAA	FFATA Projects Dollars	IUP Year	PF Reported	Green Project Reserve Category (if applicable)	Green Total	Commitment date
Albemarle-06				\$500,000			10/4/2017
Lumberton-04				\$500,000			10/13/2017
St Pauls				\$500,000			
Plymouth_05				\$500,000			6/8/2018
Burke County				\$500,000			4/5/2019
Yadkin Valley Sewer Authority_05				\$500,000			3/12/2019
Raleigh_20		Energy			Energy	\$ 50,000,000	10/13/2017
Jacksonville_08		Stream Restoration			Stream Restoration	\$ 480,200	1/11/2018
Taylorsville_07		Energy			Energy	\$ 306,500	9/14/2017
Charlotte_14		Energy		Move back to 2016	Energy	\$ 12,529,157	4/13/2017
Hendersonville_10		Stream Restoration		Move back to 2016	Stream Restoration	\$ 2,952,377	6/8/2017
Rutherfordton-04		Energy	2016	Move back to 2016	Energy	\$ 146,807	10/27/2016
Raleigh_20		\$50,000,000					10/13/2017
Kinston_10 (APNEP FY 17 Match) Cannot be FFATA							Closed out 12/17/2020
Total Equivalency:		\$50,000,000		Principal Forgiveness Minimum:	\$2,392,800	GPR Goal:	\$2,392,800
				Principal Forgiveness Amount:	\$4,582,831	Total GRP Amount:	\$66,415,041
				Principal Forgiveness Maximum:	\$7,178,400		
2016 Cap Grant		\$23,148,480					
Roanoke Rapids SD_07			2016	\$500,000			8/3/2017
Tabor City_01			2016	\$1,500,000			9/15/2017
Yadkin Valley Sewer Authority_06				\$500,000			2/9/2017
Louisburg_07			2016	\$252,560			10/27/2016
Goldsboro-07				\$500,000			5/12/2017
Kinston_11			2016	\$500,000			5/12/2017
Winston-Salem_12					Energy	\$ 8,208,860	2/15/2017
Randleman_03					Energy	\$ 467,580	7/15/2016
Charlotte_14		\$20,881,929					4/13/2017
Winston Salem_12		\$8,208,860					2/15/2017
Total Equivalency:		\$29,090,789		Principal Forgiveness Minimum:	\$2,411,300	GPR Goal:	\$2,411,300
				Principal Forgiveness Amount:	\$3,752,560	Total GRP Amount:	\$8,676,440
				Principal Forgiveness Maximum:	\$7,233,900		
2015 Cap Grant		\$24,168,000					
Kinston_09				\$1,000,000			9/18/2015
Bay River MSD_04				\$371,746			12/17/2015
Washington_06				\$500,000			5/9/2016
Kinston_08				\$500,000			9/18/2015
Taylorsville_05				\$500,000			6/20/2016
Winston-Salem_11					Energy	\$ 5,990,545	10/9/2015
Winston-Salem_11		\$6,003,772					10/9/2015
Kinston_09		\$4,470,000					9/18/2015
Kinston_08		\$2,500,000					9/18/2015
Brevard_08		\$12,201,228					10/6/2015
Total Equivalency:		\$25,175,000		Principal Forgiveness Minimum:	\$0	GPR Goal:	\$2,517,500
				Principal Forgiveness Amount:	\$2,871,746	Total GRP Amount:	\$8,508,045
				Principal Forgiveness Maximum:	\$7,552,500		
2014 Cap Grant		\$ 24,291,840					
Haw River				\$445,265			5/11/2015
Spindale_04				\$1,000,000			4/10/2015
Winston Salem_10					Energy	\$ 5,485,990	4/10/2015
Winston-Salem-08		\$ 25,304,000					
Total Equivalency:		\$25,304,000		Principal Forgiveness Minimum:	\$1,376,984	GPR Goal:	\$2,530,400
				Principal Forgiveness Amount:	\$2,376,984	Total GRP Amount:	\$8,016,390
				Principal Forgiveness Maximum:	\$2,065,477		
2013 Cap Grant		\$ 23,132,160					
Aulander, Town of				\$271,708			11/7/2013
Bay River MSD_03				\$214,829			6/10/2014
Roanoke Rapids SD 05				\$194,000			12/5/2013
Robersonville_04				\$1,000,000			9/16/2013
Greenville Utilities-10					SWSCM	\$ 16,000,000	10/9/2014
Charlotte_13					Energy	\$ 4,527,301	5/11/2015
Winston-Salem_08		\$ 28,915,200	2013				5/13/2014
Total Equivalency:		\$28,915,200		Principal Forgiveness Minimum:	\$1,135,024	GPR Goal:	\$2,409,600
				Principal Forgiveness Amount:	\$1,680,537	Total GRP Amount:	\$20,527,301
				Principal Forgiveness Maximum:	\$1,702,537		
2012 Cap Grant		\$ 24,486,720					
Lenoir				\$289,250			5/13/2013
Yadkin Valley Sewer Authority_04				\$525,000			6/11/2013
Andrews				\$224,710			7/5/2013
Bessemer City, City of				\$782,500			4/2/2014

Project	BABAA	FFATA Projects Dollars	IUP Year	PF Reported	Green Project Reserve Category (if applicable)	Green Total	Commitment date
Green Level_01				\$290,004			8/27/2013
Greenville Utilities-09					Energy	\$ 1,997,429	10/7/2013
Pine Knoll Shores					SWSCM	\$ 315,392	5/13/2013
Hope Mills					SWSCM	\$ 879,270	12/5/2013
South Granville		\$29,160,000	2011				10/11/2012
Statesville		\$23,373,357	2012				11/28/2012
Fayetteville PWC 12		\$3,000,000	2011				11/15/2012
Total Equivalency:		\$55,533,357		Principal Forgiveness Minimum: \$1,417,587		GPR Goal: \$2,550,700	
				Principal Forgiveness Amount: \$2,111,464		Total GRP Amount: \$3,192,091	
				Principal Forgiveness Maximum: \$2,126,380			
2011 Cap Grant		\$ 25,761,667					
Eden_07				\$1,000,000			8/27/2013
Spring Lake				\$672,685			1/16/2013
Wallace_05				\$69,129			11/15/2012
Forest City				\$451,350			11/15/2012
Clyde				\$123,500			11/7/2013
Wallace_06				\$246,409			9/17/2013
Vanceboro				\$823,249			6/14/2013
Lake Waccamaw				\$473,586			11/15/2012
Elizabethtown				\$397,820			1/3/2014
Parkton				\$498,707			9/19/2013
Robersonville_03				\$661,918			9/16/2013
Williamston_05				\$1,000,000			2/12/2013
Tarboro, City of				\$442,798			2/19/2014
Warrenton				\$275,000			1/30/2013
Henderson_07				\$826,082			4/8/2013
Green Level_02				\$118,550			8/27/2013
OWASA					Energy	\$6,560,000	12/5/2012
GUC-08		\$7,000,000	2010				5/18/2011
Morganton		\$11,428,456	2011				4/24/2012
Raleigh-13		\$15,252,952	2010				5/18/2011
Total Equivalency:		\$33,681,408		Principal Forgiveness Minimum: \$2,469,546		GPR Goal: \$5,330,000	
				Principal Forgiveness Amount: \$8,080,783		Total GRP Amount: \$6,560,000	
				Principal Forgiveness Maximum: \$8,231,821			
2010 Cap Grant		\$ 35,547,233					
Eden_04				\$1,000,000			1/20/2012
Wingate				\$1,000,000			5/1/2012
Taylorsville_03				\$344,674			6/14/2012
Bunn_04				\$231,821			2/3/2012
Henderson_05				\$494,391			7/16/2012
Belhaven				\$896,168			9/18/2012
Robbinsville				\$139,536			4/13/2012
Burnsville				\$760,618			5/22/2012
Eden_05				\$1,000,000			11/13/2012
Henderson_06				\$1,000,000			11/15/2012
Red Springs				\$187,572			11/28/2012
Lumberton_02				\$1,000,000			11/28/2012
Taylorsville_04				\$850,355			11/15/2012
Windsor				\$548,395			4/9/2013
Lumberton_03				\$967,681			6/14/2012
Spindale_03				\$500,008			8/15/2012
Bunn_05				\$803,000			8/15/2012
Eden_06				\$1,000,000			1/16/2013
Edgecombe WS 5				\$550,000			5/13/2013
Robersonville_02				\$571,890			8/15/2012
Raleigh_17					Reuse	\$3,810,474	4/13/2012
Raleigh_16					SWSCM and Stream Rest	\$2,034,752	9/26/2012
Rocky Mount_08					Energy	\$2,249,818	4/13/2012
Johnston County_12					Reuse	\$300,000	4/13/2012
Jacksonville					SWSCM	\$850,910	4/13/2012
Total Equivalency:		\$0		Principal Forgiveness Minimum: \$5,507,429		GPR Goal: \$7,354,600	
				Principal Forgiveness Amount: \$13,846,109		Total GRP Amount: \$9,245,954	
				Principal Forgiveness Maximum: \$18,358,095			



Appendix J
Status of Recent CWSRF Projects



Status of Recent Projects: Clean Water State Revolving Fund

(Data pull: July 2023)

Owner	Cost	ASADRA	Loan Type*	Co-Funded?	Project Number	Engineering Report	Plans & Specs	Contract	Description	County	Priority Rating	Project Type	Federal Needs Category	
April 2019 Deadlines						5/1/2020	3/1/2021	8/2/2021						
Brevard, City of	\$2,083,000		PF	0%	476-09†	6/23/2020	7/28/2021	12/20/2021	Replacement of 1,500 LF of 8-inch and 7,000 LF 12-inch gravity sewer, rehabilitation of 400 LF of 8-inch gravity sewer with CIPP	Transylvania	Infrastructure Rehabilitation			
Pilot Mountain, Town of	\$1,350,000		PF	0%	545-04†	4/8/2020	9/21/2021	3/28/2022	Rehabilitation of the WWTP to include influent pump station, clarifiers, and valves, and lift stations to include pump replacement and transfer switches	Surry	Infrastructure Rehabilitation		II	
Waynesville, Town of	\$17,400,000		PF	0%	930-01†	9/16/2020	9/21/2021	ATA 8/29/22	Rehabilitation of WWTP including replacement of headworks, primary clarifiers; rehabilitation of intermediate pump station, aeration basins, blowers; installation of secondary clarifiers; improvements to disinfection system; and rehabilitation of sludge management system.	Haywood	Infrastructure Rehabilitation			
Rutherfordton, Town of	\$990,994		PF	0%	563-05†	3/20/2020	8/28/2020	5/17/2021	Installation of 8,120 LF of 8-inch gravity sewer, replacement and relocation of lift station, and installation of 3,775 LF of 6-inch force main to resolve failing septic tank	Rutherford	Resolve Failed Infrastructure		IV-B	
Manteo, Town of	\$1,106,660		PF	0%	798-02†	2/7/2020	3/12/2021	9/17/2021	Relocation of Shallowbag Bay PS including wet well, pump controls, switches and bypass connection, and generator.	Dare	Infrastructure Rehabilitation			
Contentnea Metropolitan Sewerage District	\$6,839,000		0%		398-03	6/5/2020	12/2/2020	5/10/2021	Replacement and relocation of Hwy 11 PS including wet well and pumps, 400 LF of 36-inch gravity sewer, 40 LF of 16-inch and 400 LF of 20-inch force main; rehabilitation of Grifton PS including elevation of generator and controls to prevent flooding.	Pitt	Infrastructure Rehabilitation			
Fayetteville Public Works Commission	\$6,255,105		GPR		434-15†	9/29/2020	11/3/2020	6/14/2021	Installation of 14,000 linear feet of 8-inch and 12-inch gravity sewer to replace six lift stations	Cumberland	Infrastructure Rehabilitation			
Hickory, City of	\$5,182,700				389-22	5/7/2020	2/25/2021	8/30/2021	Installation of a 100 GPM PS with 8,000 LF of 4-inch force main, replacement of 6,000 LF of 8-inch with 12-inch gravity sewer, and installation of a 750 GPM sewer pump station with 18,000 LF of 10-inch force main	Catawba	Infrastructure Expansion			
Biltmore Forest, Town of	\$292,600		GPR		872-01†	8/6/2020	8/26/2021	5/2/2022	Stream restoration and establishment of 30 foot buffers with plantings of native trees, shrubs, and herbaceous native species	Buncombe	Stream Restoration		VII-K	
Fayetteville Public Works Commission	\$16,162,109				434-16†	9/29/2020	11/3/2020	6/14/2021	Installation of 33,000 LF 18-inch and 24-inch gravity sewer	Cumberland	Other			
Total Encumbrances April 2019											\$57,662,168			
September 2019 Deadlines						12/1/2020	10/1/2021	3/1/2022						
Albemarle, City of	\$6,156,000				696-02†	4/22/2021	7/12/2022	ATA 4/20/2023	Rehabilitation and replacement of approximately 10,000 LF of gravity sewer from 8-inches to 24-inches in diameter. Upgrade of electrical system at the WWTP.	Stanly	Infrastructure Rehabilitation		III-A	
Bailey, Town of	\$500,000		PF	x	923-12	5/7/2021	3/23/2022	2/3/2023	Rehabilitation/replacement of 5,200 LF of 8-inch gravity sewer, 25 manholes, and 110 sewer services	Nash	Infrastructure Rehabilitation		#REF!	
Cape Fear Public Utility Authority	\$7,845,575				431-07	9/29/2020	10/11/2021	3/8/2022	Rehabilitation/replacement of 11,500 LF 20-inch, and 4,200 LF of 24-inch force main	New Hanover	Infrastructure Expansion			
Clayton, Town of	\$60,000,000				744-05	1/19/2021	10/11/2021	ATA 4/29/2021	Replacement of 2.5 MGD Little Creek WWRF with a new 10 MGD Neuse River WRF, and infrastructure required to redirect wastewater flow to the new site	Johnston	Infrastructure Expansion			
Gastonia, City of	\$14,000,000				652-03†	4/21/2021	4/21/2021	8/23/2021	Installation of 28,100 LF of 8-inch to 48-inch gravity sewer, two pump stations (Armstrong Ford and South East), 15,035 LF of 18-inch to 20-inch force main, two odor control stations, and abandonment of two pump stations	Gaston	Other			
Landis, Town of	\$2,288,120		PF	0%	602-01†	10/12/2020	1/21/2022	8/23/2021	Replacement of 8,430 LF of 8-inch gravity sewer, 35 manholes, and 93 service laterals	Rowan	Infrastructure Rehabilitation		III-B	
Lucama, Town of	\$1,467,500		PF	0%	491-05†	2/25/2021	3/22/2022	(a)	Rehabilitation/replacement of 12,400 LF of 8-inch gravity sewer and Pump Station #3	Wilson	Infrastructure Rehabilitation			
Murfreesboro, Town of	\$1,839,475		PF	R	#REF!	10/12/2020	1/10/2022	5/15/2023	Rehabilitation/replacement of 6,600 LF of 8-inch, 1,500 LF of 10-inch, and 300 LF of 12-inch gravity sewer, 20 manholes and 79 lateral sewers	Hertford	Infrastructure Rehabilitation			
Sharpsburg, Town of	\$1,451,234		PF	0%	839-01	2/19/2021	3/31/2022	2/20/2023	Rehabilitation of Pump Station Nos 1, 2, 3, 4, 5, 7, and 8, by replacement of pumps, controls, and SCADA; installation of generators at Bachelor and Taylor Woods PSs; rehabilitation of 19 manholes	Edgecombe, Nash, Wilson	Infrastructure Rehabilitation			
Sweptsonville, Town of	\$1,500,000				840-01	6/21/2021	6/21/2021	2/1/2022	Rehabilitation of 3,500 LF of 8-inch, 2,100 LF of 10-inch, and 800 LF of 15-inch gravity sewer and 31 manholes	Alamance	Infrastructure Rehabilitation		III-A	

Status of Recent Projects: Clean Water State Revolving Fund

(Data pull: July 2023)

Owner	Cost	ASADRA	Loan Type*	Co-Funded?	Project Number	Engineering Report	Plans & Specs	Contract	Description	County	Priority Rating	Project Type	Federal Needs Category
Walnut Creek, Village of	\$1,754,000				579-02†	3/25/2021	(b)	(b)	Replacement of 3,470 LF of 8-inch gravity sewer, 12 MHs, and 26 sewer services; replacement of Pump Station Nos 1, 4, and 5; installation of standby generator at Pump Station 6	Wayne	Infrastructure Rehabilitation		III-B
Whitakers, Town of	\$3,115,600		PF 0%		534-02†	6/10/2021	3/1/2022	(c)	Replacement of 12,430 LF of 8-inch gravity sewer, 58 manholes, and 82 sewer services; rehabilitation of Walnut Cove St, Main St, Porter St, and Taylor Estates PSs to include replacement of pumps and electrical, rehabilitation of wet wells and generators	Nash / Edgecombe	Infrastructure Rehabilitation		
Whiteville, City of	\$2,958,814		PF R		879-03†	12/2/2020	1/10/2022	9/1/2022	Rehabilitation/replacement of 825 LF of 15-inch, 2,400 LF of 24-inch, and 3,100 LF of 30-inch gravity sewer, 31 MHs, and 24 sewer services	Columbus	Infrastructure Rehabilitation		
Winterville, Town of	\$1,974,200		PF 0%		541-08†	4/23/2021	(d)	(d)	Replacement of Chapman St pump Station and 850 LF of dual 6-inch force mains with 10-inch force main; rehabilitation Robinson Heights, Winterville Crossing, and Church St pump stations	Pitt	Infrastructure Expansion		
Yadkin Valley Sewer Authority	\$657,500				541-08†	1/19/2021	11/18/2021	3/22/2022	Replacement of three blowers for extended aeration ditch at WWTP to improve efficiency	Surry	Infrastructure Rehabilitation		III-A
Total Encumbrances September 2019		\$107,508,018											
April 2020 Deadlines						5/3/2021	3/1/2022	8/1/2022					
Everetts, Town of	\$609,800		PF		764-01	6/9/2021	11/18/2021	3/22/2022	Collection System Improvements to facilitate merger with Town of Robersonville.	Martin	System Consolidation		
Ellerbe, Town of	\$1,547,461		PF 0%	x	671-04	7/1/2021	11/1/2021	ATA 9/29/2022	Replacement of gravity sewer, rehabilitation of PS	Richmond	Infrastructure Rehabilitation		
Oxford, City of	\$6,062,000		PF 0%		439-09	6/30/2021	11/14/2022	ATA 5/18/2023	Rehabilitation of WWTP	Granville	Infrastructure Rehabilitation		
Graham, City of (ASADRA)	\$35,249,000	x	PF		563-04†	11/5/2020	3/3/2022	11/22/2022	Expansion of WWTP from 3.5 to 5 MGD, and relocation outside the floodplain.	Alamance	Infrastructure Expansion		
Laurinburg, City of	\$4,721,000				924-01	4/8/2021	12/10/2021	11/21/2022	Rehabilitation/replacement of WWTP headworks , influent a pump stations	Scotland	Infrastructure Rehabilitation		II
Walstonburg, Town of	\$133,980		PF		830-01	6/8/2021	5/9/2022	9/6/2022	Rehabilitation of gravity sewer	Greene	Infrastructure Rehabilitation		
Randleman, City of	\$1,625,000				662-04	4/22/2021	7/21/2022	ATA 5/12/2023	Replacement of tertiary filtration unit, rehabilitation of blower building, expansion of laboratory building	Randolph	Infrastructure Rehabilitation		II
Whiteville, City of	\$4,532,263				534-03	(e)	(e)	(e)	Replacement and relocation of PS's out of the flood plain and 10,200 LF force mains	Columbus	Infrastructure Rehabilitation		
Reidsville, City of	\$3,920,000				384-07	2/23/2022	2/15/2023	ATA 6/20/2023	Replacement and relocation of headworks outside the 100-year floodplain.	0	Infrastructure Rehabilitation		II
Southeast Regional Airport Authority	\$579,858				922-01	7/1/2021	3/22/2022	11/7/2022	Rehabilitation of gravity sewer	Scotland	Infrastructure Rehabilitation		
Contentnea Metropolitan Sewerage District	\$1,645,000				398-04	4/21/2021	5/19/2022	9/26/2022	Elevation of berm around WWTP above the 100-year flood elevation	Pitt	Infrastructure Rehabilitation		II
Lake Waccamaw, Town of	\$809,780				833-03	3/4/2022	(f)	(f)	Rehabilitation of 5 pump stations, including elevated generators and electrical controls above the 100-year flood plain; and WWTF rehabilitation	Columbus	Infrastructure Rehabilitation		
Yadkin Valley Sewer Authority	\$670,000	x	PF		541-09†	7/26/2021	2/22/2023	ATA 5/24/2023	Rehabilitation and replacement of aerial crossing and gravity sewer, and raise, and rehabilitate MHs.	Surry	Infrastructure Rehabilitation		III-A
Liberty, Town of	\$3,000,000	x	PF		460-04†	5/14/2021	(g)	(g)	Replacement and relocation of PS out of the 100-year floodplain, rehabilitation PS, and gravity sewer	Randolph	Infrastructure Rehabilitation		
Pollocksville	\$3,000,000	x	PF		664-02†	12/2/2022	(h)	(h)	Replacement and relocation of facilities at the WWTP out of the 100-year floodplain.	Jones	Infrastructure Rehabilitation		
Tryon, Town of	\$2,189,950	x	PF		620-02†	8/5/2021	5/3/2023	(i)	Replacement of gravity sewer.	Polk	Infrastructure Rehabilitation		III-A
Total Encumbrances April 2020		\$70,295,092											
September 2020 Deadlines						12/1/2021	10/3/2022	3/1/2023					
Albemarle, City of	\$16,453,200		PF R		522-08	7/12/2022	(i)	(i)	Rehab WWTP	Stanly	Infrastructure Rehabilitation		
Benson, Town of	\$3,533,000				584-05	6/1/2022	6/19/2023	(j)	Replace 3,525 LF gravity sewer; Rehab WWTP to include headworks, three screw lift pumps, and oxidation ditch aerators	Johnston	Infrastructure Expansion		
Cape Fear Pubic Utility Authority	\$4,590,308				923-13	1/11/2022	7/24/2023	(k)	Replace 9,867 LF gravity sewer, 38 MHs, and 148 laterals. CIPP lining of 2,400 LF gravity sewers outfall. Rehab 9 manholes.	New Hanover	Infrastructure Rehabilitation		III-B
Eden, City of	\$7,158,982	x			458-08†	11/22/2022	11/22/2022	ATA 1/25/23	Rehab Junction PS to include pumps and raising electrical equipment; Rehab 3,000 LF gravity sewer outfall and 900 LF siphon barrels; Replace 2,700 LF gravity sewer, 31 manholes and two siphon boxes	Rockingham	Infrastructure Rehabilitation		
Hendersonville, City of	\$8,627,000				444-13	7/21/2023	(l)	(l)	Replace 10,620 LF gravity sewer; Rehab 2,100 LF gravity sewer; and conduct stream restoration	Henderson	Infrastructure Expansion		
Hickory, City of	\$30,000,000				389-23	7/27/2021	9/29/2021	9/6/2022	Install new solids handling facility.	Catawba	Infrastructure Rehabilitation		II
Macclesfield, Town of	\$3,250,000		PF 0%		605-02	12/6/2021	(m)	(m)	Relocate headworks, influent pump station, tertiary filters, and operations building out of flood plain. Install secondary clarifier.	Edgecombe	Infrastructure Rehabilitation		
Murfreesboro, Town of	\$537,003		PF 0%		491-06	10/11/2021	(n)	(n)	Replace and relocate PS out of floodplain	Hertford	Infrastructure Rehabilitation		
New Bern, City of	\$855,000		GPR		483-05	12/1/2021	(o)	(o)	Expand existing stormwater retention pond and install stormwater pump station and force main.	Craven	Stormwater BMP		
Sanford, City of	\$500,000		PF R		432-06	9/12/2022	9/12/2022	(p)	Replace 5,400 LF gravity sewer	Lee	Infrastructure Rehabilitation		

Status of Recent Projects: Clean Water State Revolving Fund

(Data pull: July 2023)

Owner	Cost	ASADRA	Loan Type*	Co-Funded?	Project Number	Engineering Report	Plans & Specs	Contract	Description	County	Priority Rating	Project Type	Federal Needs Category	
Wallace, Town of	\$4,791,517				445-07	(q)	(q)	(q)	Replace 2,500 LF gravity sewer; install 10,400 LF gravity sewer, 650,000 GPD pump station, and 30,200 LF force main	Duplin		Infrastructure Expansion		
Clinton, City of	\$3,000,000	x	PF		425-07†	10/11/2022	10/11/2022	ATA 4/13/2023	Replacement and relocation of Pump Station out of the floodplain	Sampson		Infrastructure Rehabilitation		
Southern Pines	\$2,998,000	x			893-01†	4/7/2022	5/4/2023	(r)	Replace and Relocate pump station out of floodplain.	Moore		Infrastructure Rehabilitation		
St. Pauls, Town of	\$6,093,450	x	PF		529-05†	6/6/2022	3/6/2023	(s)	Replace and relocate WWTP, pump station and force main outside of the floodplain	Robeson		Infrastructure Rehabilitation		
Kinston, City of	\$2,905,630		PF	R	527-14	8/6/2021	6/6/2022	12/1/2022	Rehab 3,100 LF of 30-inch gravity sewer and Rehab/Replace manholes currently within the 100-year floodplain.	Lenoir		Infrastructure Rehabilitation		
Selma, Town of	\$3,015,000		PF	0%	561-04	10/20/2021	(t)	(t)	Relocate pump station out of flood plain, Rehab pump station, and 8,800 LF gravity sewer	Johnston		Infrastructure Rehabilitation		
Total Encumbrances September 2020														
April 2021 Deadlines														
Dunn, City of	\$2,000,000		PF	R	417-06	4/7/2022	5/2/2022	3/1/2023	8/1/2023	Rehabilitate 26,775 LF of gravity sewer and 50 manholes	Harnett		Infrastructure Rehabilitation	
Bessemer City, City of	\$1,887,000		PF	0%	763-03	3/28/2022	6/6/2023		Replace pump station and 2000 LF of force main , and gravity sewer replacement	Gaston		Infrastructure Rehabilitation		
Farmville, Town of	\$500,000		PF		383-05	2/7/2022	9/12/2022		Replacement of 1,000 LF of gravity sewer	Pitt		Infrastructure Rehabilitation	III-B	
Whitakers, Town of	\$500,000		PF		579-03	7/11/2023	(u)		Raise a pump station above the floodway.	Edgecombe/Nash		Infrastructure Rehabilitation		
Laurinburg, City of	\$8,951,000		PF	R	924-02	4/5/2022	3/28/2023		Rehabilitate 183,800 LF of gravity sewer.	Scotland		Infrastructure Rehabilitation	III-A	
Dunn, City of	\$3,626,000		R		417-07	8/5/2022	3/22/2023	ATA 3/20/2023	Improvements to clarifiers, chlorine contact basin, and yard piping	Harnett		Infrastructure Rehabilitation	II	
Conover, City of	\$1,232,000				436-06	8/5/2022	(v)		Replace Headworks	Catawba		Infrastructure Rehabilitation	II	
Total Encumbrances April 2021														
September 2021 Deadlines														
Wilkesboro	\$30,000,000		PF	R	829-02	(w)			WWTP expansion from 4.9 to 9 MGD.	Wilkes		Infrastructure Expansion		
Pikeville	\$500,000		PF		475-03	11/14/2022			Replace 1,500 LF of gravity sewer.	Wayne		Infrastructure Rehabilitation		
Manteo, Town of	\$1,882,030		R		798-03	1/11/2023			Install UV Disinfection and new generator at WWTP.	Dare		Infrastructure Rehabilitation		
Cape Fear Public Utility Authority	\$5,149,900		GPR		923-14	12/5/2022			Replace pump station. Eliminate another pump station with gravity sewer.	New Hanover		Infrastructure Rehabilitation		
Belmont	\$15,095,034				702-07	(x)			Decommission the Belmont WWTP, and a new 7 MGD pump station and force main to Charlotte Water system.	Belmont		Infrastructure Rehabilitation		
Durham County	\$19,298,025				575-04	(y)			Relocate and expand pump station outside of 500 year flood plain, and expand gravity sewer.	Durham		Infrastructure Expansion		
Total Encumbrances September 2021														
May 2022 Deadlines														
Siler City, Town of	\$2,000,000			x	427-05	(z)			Replacement of 19,560 LF of 8-inch gravity sewer, manholes and service laterals	Chatham		Infrastructure Rehabilitation		
Hertford, Town of	\$73,290		PF	x	526-05	(aa)			Replace pump station, rehab 8,200 lf gravity sewer. Electrical upgrades at WWTP.	Perquimans		Infrastructure Rehabilitation		
Yadkin Valley Sewer Authority	\$181,200		PF		541-10	7/19/2023			Rehab 72 manholes and 27,060 LF gravity sewer. Replace 4,700' of sewer	Surry		Infrastructure Rehabilitation		
Clinton, City of	\$1,179,000			x	425-08	(bb)			Install Generator and replace electrical infrastructure	Sampson		Infrastructure Rehabilitation		
Bryson City, Town of	\$1,998,400		PF	0%	x	845-03	(cc)		Replace WWTP with oxidation ditch, expanding capacity from 0.6 to 1.2 MGD, New lab, office. Replace and expand sewer main to plant. Ceramic lining of sewer.	Swain		Infrastructure Expansion		
Fairmont, Town of	\$230,333		PF	x	618-03	(dd)			Replace 30,350 lf gravity sewer and manholes, rehab force main to WWTP.	Robeson		Infrastructure Rehabilitation		
Morehead City, Town of	\$1,000,000		PF	R	x	567-05	(ee)		WWTP improvements, including pH control and polymer feed for metals removal, effluent storage, pumping, and outfall.	Carteret		Infrastructure Rehabilitation		
Graham, City of	\$30,000,000		PF	0	563-04†	11/5/2020	11/5/2020	11/5/2020	Expansion of WWTP from 3.5 to 5 MGD, and relocation outside the floodplain.	Alamance		Infrastructure Expansion		
Thomasville, City of	\$1,000,000		PF	R	x	619-08	5/4/2023		Upgrade/upsized pump station and associated force main.	Davidson		Infrastructure Expansion		
Wilkesboro	\$12,000,000		PF	R	x	829-02	(ff)		WWTP expansion from 4.9 to 9 MGD.	Wilkes		Infrastructure Expansion		
Pilot Mountain, Town of	\$1,922,000		PF	0%	x	545-05	7/31/2023		Replace WWTP headworks, RAS/WAS pump station, chemical feed building; upgrade aeration basin, chlorine contact, sludge holding, dewatering, effluent pump station, and operations building. Rehab electrical and install new generator.	Surry		Infrastructure Rehabilitation		
Oxford, City of	\$4,561,720		R	x	439-10	(gg)			Rehab 14,000 lf sewer.	Granville		Infrastructure Rehabilitation		
Troutman, Town of	\$687,500			x	580-06	(hh)			CCTV 42,000 lf sewer; CIPP 21,000 lf sewer; repair/replace 20 services, 10 point repairs, and 142 manholes.	Iredell		Infrastructure Rehabilitation		
Clinton, City of	\$2,354,000				425-09	(ii)			Relocation of a pump station outside the 500-year floodplain.	Sampson		Infrastructure Rehabilitation		
Laurinburg, City of	\$10,315,000				924-01	4/8/2021	4/8/2021	4/8/2021	Replacing headworks, influent and EQ pump station	Scotland		Infrastructure Rehabilitation	II	
Maxton, Town of	\$7,033,500				690-01	(jj)			Replacement of 8 suction lift pump station with submersible pump station	Robeson		Infrastructure Rehabilitation		
Hobgood, Town of	\$2,793,770		GPR		610-01	(kk)			Install engineered stormwater drainage feature.	Halifax		Stormwater BMP		
Claremont, City of	\$9,212,700		GPR		576-04	(ll)			Eliminate Catawba PS. Install 29,500 LF. And decommission Outfall. CONTINUA of 2016-AIA and CIP projects.	Catawba		Infrastructure Expansion		
Total Encumbrances May 2022														

Status of Recent Projects: Clean Water State Revolving Fund

(Data pull: July 2023)

Owner	Cost	ASADRA	Loan Type*	Co-Funded?	Project Number	Engineering Report	Plans & Specs	Contract	Description	County	Priority Rating	Project Type	Federal Needs Category
September 2022 Deadlines													
Pikeville, Town of	\$2,832,635		PF	x	475-04				Rehabilitation and replacement of existing gravity sewers, pump a pump station, and replace damaged sewer service cleanout; and modifications to existing EQ basin for additional storage and install fencing at WWTP	Wayne		Infrastructure Rehabilitation	
Southport, City of	\$8,544,320			x	714-04				Evaluation and rehabilitation of wastewater collection system which includes cleaning and CCTV inspection of approximately 36,000 LF of sewer, 5,000 LF of sewer and 8,000 LF of FM rehabilitation, cleaning and replacement of 240 laterals, 30 PS draw down tests, hydraulic modelling, pigging 8,100 LF of sewer mains and rehabilitation of pump station.	Brunswick		Infrastructure Rehabilitation	
Pollockville, Town of	\$4,410,000		PF		664-03				Relocation of existing 80gpm PS (known as PS No.2) to outside the 100y/500y floodplains, and installation of approx. 1,200 LF of 8-inch gravity sewer and five (5) MH's, and 900 LF of 4-inch FM.	Jones		Infrastructure Rehabilitation	
Elm City, Town of	\$2,608,993		PF	0%	603-05				Cleanout/dredge/rehab existing bar screen, install new automated debris rakes, rehab existing bar screen, install new flow meter and SCADA controls, cleanout basin to restore lagoon capacity, repair fencing, pathway, and clear debris. No capacity expansion.	Wilson		Infrastructure Rehabilitation	
Pittsboro, Town of	\$10,550,000		PF	0%	413-07				Converting Pittsboro's WWTP to an equalization PS, force main to Sanford Little Buffalo Lift Station.	Chatham		Infrastructure Rehabilitation	
Kingstown, Town of	\$1,849,080		PF	0%	858-01				Replacement of approximately 657 LF 4-inch gravity sewer with new 8-inch; improvements to three existing lift stations and replace existing FM and ARVs	Cleveland		Infrastructure Rehabilitation	
McAdenville, Town of	\$4,962,000				861-01				Replacement of 1,600 LF or 8-inch sewer and manholes in Pharr Line area and 3,350 LF of 8-inch sewer and manholes in Poplar Street and Aviary Court area.	Gaston		Infrastructure Rehabilitation	
Brevard, City of	\$2,287,367		PF	0%	476-11				Extend sewerlines to resolve failing septic systems. The project includes installation of 6800 LF of 8" gravity sewer lines and a pump station.	Transylvania		Resolve Failed Infrastructure	
Lexington, City of	\$27,979,000		PF	R	617-04				New dewatering facility that will include the following: two three-belt filter presses, new polymer feed equipment, wet cake bins, associated piping for all systems. Construct a new facility for thermal dryer equipment and sludge pumps with biosolids.	Davidson		Infrastructure Rehabilitation	
Spindale, Town of	\$7,209,740		PF	R	621-06				This project seeks to rehab/replace items at the existing WWTP with no increase in capacity. Items to be performed include rehab of existing 100' clarifier, replace mechanical bar screen, install new SCADA system, install new lime slurry feed system, install new effluent water re-use system, replace grit auger disposal system, install variable frequency drives for return/waste activated sludge pumps, install a redundant RAS/WAS pump & replace motor control center in pump room.	Rutherford		Infrastructure Rehabilitation	
Williamston, Town of	\$8,672,000		PF	0%	435-07				Rehabilitation and replacement of 7,750 LF of outfall gravity sewer pipe.	Martin		Infrastructure Rehabilitation	
Albemarle, City of	\$14,650,000		PF	R	522-09				Rehabilitation of WWTP to include modifications of aeration basins and splitter boxes, conversion of aeration basins 1 and 4 to equalization tanks, conversion of aeration basins 2 and 3 to fine bubble diffusers, installation of blower building, two new secondary clarifiers and electrical upgrades and SCADA.	Stanly		Infrastructure Rehabilitation	
Severn, Town of	\$1,403,575		GPR		448-01				Existing 30 wide x10 deep trapezoidal runoff channel is deteriorated and this project is to install a more natural stream profile through the affected area (existing trapezoid runoff channel) with streambank stabilization. As well as establishing BMP's that will allow some offline detention during high flows to increase water quality and to allow some additional advantage to nuisance flood capacity.	Northampton		Stormwater BMP	
Cumberland County	\$1,822,383		GPR		929-02				Upgrade landfill gas collection and treatment system and allow for expanded landfill footprint and increase gas collection/treatment capability.	Cumberland		Infrastructure Expansion	
Total Encumbrances September 2022	\$99,781,093												

*Projects designated as FFATA projects.

*Principal forgiveness (PF) projects through April 2018 receive PF 1/2 the value of the loan up to \$500,000. PF projects from September 2018 and later receive PF based upon affordability criteria but no greater than \$500,000. Reduced interest rate (R) projects receive 1 percent off base interest rate. Green Project Reserve (GPR) projects receive 1 percent off base interest rate.

- (a) DOT Encroachment Agreement delays
- (b) ER Amendment delays
- (c) Delayed due to switching to ARPA funding (they hope).
- (d) Delayed because of FONSI requirements
- (e) FONSI under public review.
- (f) Change in Town management, requested delays

Status of Recent Projects: Clean Water State Revolving Fund

(Data pull: July 2023)

Owner	Cost	ASADRA	Loan Type*	Co-Funded?	Project Number	Engineering Report	Plans & Specs	Contract	Description	County	Priority Rating	Project Type	Federal Needs Category
									(g) Delays due to ARPA co-funding				
									(h) Delays due to Town being Distressed, evaluating Regionalization Alternatives				
									(i) Delays because of Swapped funding to ARPA				
									(j) FDE letter issued 04/18/2022				
									(l) Engineer Design issue delays				
									(o) Delays in ER getting approved - design issues.				
									(p) Project out for bid now - Bidding delays.				
									(q) Delays because applying for ARPA funds.				
									(u) Delays for applying for ARPA funding.				
									(v) Internal DWI delay				
									(w) Delayed due to FONSI requirements				
									(x) Delayed due to potential changes in project scope				
									(y) Considering design-build approach				
									(z) Delayed due to ARPA funding needs				
									(aa) Delayed due to ARPA/Viable Utility Reserve requirements				
									(bb) ER submitted late				
									(cc) NPDES and environmental delays				
									(dd) ER currently under review				
									(ee) Dilution study underway				
									(gg) FDE request granted				
									(hh) ER under review				
									ii) Recipient focused on other projects				
									(jj) Declined loan after 6/30/2023				
									(kk) Additional funding needed				
									(ll) Personnel change at recipient				



Appendix K
DWSRF Funds Distributed and Remaining During FY 2022-2023



Funds Disbursed and Remaining for Active Projects: Fiscal Year 2022-2023
(Data pull: July 2023)

Project #	Local Government Unit	Project	Funding Request	Actual Paid	Remaining
1701	Benson, Town of	Replace 1,695 existing service meters with AMR technology	\$ 561,000	\$ 518,266	\$ 42,734
1778	Brevard, City of	Construct 2 ground storage tanks each 0.75 MG to replace ex 1.0 MG	\$ 2,641,100	\$ 2,526,228	\$ 114,872
1647P	North Wilkesboro	Planning Loan for the Kerr-Scott Reservoir Raw-water Intake Project	\$ 1,587,860	\$ 1,193,252	\$ 394,608
September 2015 Funding Cycle					
1915	Marshville, Town of	Replacement of existing single-pump BPS with duplex BPS and backup generator; rep	\$ 1,100,312	\$ 589,112	\$ 511,200
September 2016 Funding Cycle					
1920	Henderson, City of	Rehabilitation of Kerr Lake Regional Water System WTP to improve clarification syst	\$ 31,893,000	\$ -	\$ 31,893,000
September 2017 Funding Cycle					
1932	Broad River Water Authority	Elms Drive Waterline	\$ 120,470	\$ -	\$ 120,470
1934	Chowan County	Valhalla WTP Backwash Solids Handling	\$ 6,421,500	\$ -	\$ 6,421,500
1936	Oxford, City of	2018 Water Line Replacements	\$ 5,257,854	\$ 1,400,047	\$ 3,857,807
1937	Winston-Salem, City of	Neilson WTP Modernization	\$ 100,000,000	\$ 48,552,261	\$ 51,447,739
1939	North Wilkesboro, Town of	McAdams & Associates, Inc.	\$ 3,046,863	\$ 1,201,694	\$ 1,845,169
1940	Hendersonville, City of	New French Broad River Intake and Mills River Intake Relocation	\$ 23,514,035	\$ 10,632,063	\$ 12,881,972
April 2018 Funding Cycle					
1952	Oxford, City of	Installation of 8,400 feet of water lines in previously approved project, replacement	\$ 3,253,696	\$ 2,924,938	\$ 328,758
1945	Greene County	Conversion of disinfection at seven wells from gaseous chlorine to liquid chlorine	\$ 691,500	\$ -	\$ 691,500
1953	Robersonville, Town of	Replacement of 6,170 feet of waterline including the abandonment of 4,850 feet of 2	\$ 389,650	\$ 389,650	\$ -
1948	Johnston County	Installation of various process and capital upgrades to improve the operability and e	\$ 4,510,000	\$ 3,521,847	\$ 988,153
1944	Edenton, Town of	Rehabilitation of four wells, installation of new finished water pump and constructio	\$ 1,854,924	\$ 1,665,902	\$ 189,022
1950	Lincoln County	Installation of 8 miles of 12-inch waterline and a new booster pump station to impro	\$ 7,513,965	\$ 3,499,096	\$ 4,014,869
October 2018 Funding Cycle					
1956	Elizabeth City, City of	Raw Water Reservoir Rehabilitation	\$ 2,426,733	\$ 1,009,741	\$ 1,416,992
1959	Grifton, Town of	2018 Water System Improvements	\$ 39,214	\$ -	\$ 39,214
1961	Thomasville, City of	Lambeth Knolls Waterline Replacements Project	\$ 3,776,579	\$ 2,464,980	\$ 1,311,599
1962	Sampson County	Faison Highway Iron & Manganese Treatment System and Raw Water Main -- Phase	\$ 883,000	\$ -	\$ 883,000
1965	Saratoga, Town of	2018 Speight School Road Metered Interconnection Upgrade	\$ 757,867	\$ -	\$ 757,867
1966	Roper, Town of	2018 Water System Improvements	\$ 1,013,675	\$ 962,991	\$ 50,684
1973	Cleveland County Water	New Clearwell and High Service Pump Station	\$ 8,539,197	\$ 7,949,025	\$ 590,172
April 2019 Funding Cycle					
1974	Seaboard, Town of	2019 Seaboard Water Distribution System Improvements	\$ 999,280	\$ -	\$ 999,280
1975	Pilot Mountain, Town of	Pilot Mountain Water Line Replacement -- Simmons & Sunset Dr.	\$ 379,795	\$ 366,463	\$ 13,332
1976	North Wilkesboro, Town of	Yadkin River Raw Water Intake	\$ 6,735,310	\$ -	\$ 6,735,310
1980	Orange Water and Sewer Authority	Water Treatment Plant Belt Filter Press #1 Replacement	\$ 5,585,890	\$ 1,451,268	\$ 4,134,622
1981	Orange Water and Sewer Authority	West Cameron Avenue Water Main Replacement	\$ 4,657,928	\$ 2,643,586	\$ 2,014,342
1983	Orange Water and Sewer Authority	University Lake Permanganate Facility	\$ 4,212,500	\$ 2,887,167	\$ 4,212,500
1984	Greenville Utilities Commission	Water Treatment Plant Upgrade Phase I	\$ 40,000,000	\$ 39,728,660	\$ 271,340
September 2019 Funding Cycle					
1985	Bethel, Town of/GUC	Replace 2-inch waterline with 6-inch, replace residential water meters to align with	\$ 1,367,000	\$ -	\$ 1,367,000

Funds Disbursed and Remaining for Active Projects: Fiscal Year 2022-2023
(Data pull: July 2023)

Project #	Local Government Unit	Project	Funding Request	Actual Paid	Remaining
1986	Scotland Neck, Town of	Replace existing aged waterlines with 4,500 LF of 6-inch waterline, 9 hydrants, and 6	\$ 459,000	\$ -	\$ 459,000
1989	Louisburg, Town of	Replace 5,750 feet of 4-inch and 6-inch waterlines along North Main, John and Willia	\$ 1,528,000	\$ -	\$ 1,528,000
1990	Cape Fear Public Utility Authority	Replace twin 24-inch above-ground transmission mains with aged and decaying supp	\$ 13,785,950	\$ -	\$ 13,785,950
1993	City of Charlotte / Charlotte Water	Install 30,000 LF of new 36-inch diameter water main to connect existing 48-inch tra	\$ 11,000,000	\$ -	\$ 11,000,000
April 2020 Funding Cycle					
1995	Whitakers, Town of	Small Diameter Waterline Replacement	\$ 890,000	\$ 748,061	\$ 141,939
1996	Belhaven, Town of	Water Line Replacement, Water St., Edwards St., Riverview St.	\$ 208,140	\$ -	\$ 208,140
1997	Rockingham County	Hogan's Creek Water Booster Pump Station Relocation and Flood Protection	\$ 1,791,500	\$ -	\$ 1,791,500
1998	Fayetteville Public Works Commission	PO Hoffer WTP/Glenville Lake WTP Reliability Improvements	\$ 10,719,300	\$ -	\$ 10,719,300
2000	Brevard, City of	Finish Water Storage Tank	\$ 2,858,050	\$ 919,361	\$ 1,938,689
2001	Seaboard, Town of	Small Diameter Waterline Replacement	\$ 1,429,500	\$ 1,245,386	\$ 184,114
2002	Kinston, City of	NC GTP Terminal Water Line Replacement Project	\$ 716,300	\$ -	\$ 716,300
2004	Stokes County	Stokes-Danbury / Meadows Area Interconnection	\$ 5,208,600	\$ -	\$ 5,208,600
2005	Pamlico County	Grantsboro-Kershaw WTP Treatment Improvements	\$ 3,747,000	\$ -	\$ 3,747,000
2006	Scott's Hill Water and Sewer District	Elevated Water Tank and Associated Improvements	\$ 13,187,000	\$ -	\$ 13,187,000
2007	Rocky Point Topsail Water and Sewer District	RO Water Treatment Plant and Associated Improvements	\$ 84,311,486	\$ -	\$ 84,311,486
2008	River Bend, Town of	Water Meter Replacement - ASADRA	\$ 732,810	\$ 538,452	\$ 194,358
2009	Washington, City of	WTP Emergency Generator	\$ 409,160	\$ -	\$ 409,160
September 2020 Funding Cycle					
2010	Lumberton, City of	2020 Well Replacement	\$ 2,316,900	\$ -	\$ 2,316,900
2011	Dunn, City of	Raw Water Electrical Relocation and 24" Line Replacement	\$ 3,515,000	\$ -	\$ 3,515,000
2012	Surf City, Town of	Water System Resiliency Projects	\$ 6,805,000	\$ -	\$ 6,805,000
2013	Johnston County	2022 AC Water Main Replacement	\$ 6,289,100	\$ -	\$ 6,289,100
2014	Reidsville, City of	Redundant Water Supply Line	\$ 4,654,000	\$ -	\$ 4,654,000
2015	Elm City, Town of	Water Filtration and Emergency Backup Generation	\$ 497,272	\$ -	\$ 497,272
2017	Brunswick County	2020 City of Navasa Water Distribution System Rehabilitation	\$ 2,218,967	\$ -	\$ 2,218,967
2018	Davie County	Water Supply Improvements Project	\$ 41,051,620	\$ -	\$ 41,051,620
2019	Oxford, City of	Kerr Lake Regional Water Treatment Plant Upgrades	\$ 6,000,000	\$ -	\$ 6,000,000
2020	Cleveland County Water	Flocculation and Sedimentation Improvements	\$ 2,750,000	\$ -	\$ 2,750,000
April 2021 Funding Cycle					
2029	Edgecombe County	2021 Kingsboro Industrial Park Water System Improvements	\$ 500,000	\$ -	\$ 500,000
2028	Franklin, Town of		\$ 8,889,000	\$ -	\$ 8,889,000
2027	Grifton, Town of		\$ 490,200	\$ -	\$ 490,200
2025	Sanford, City of		\$ 85,000,000	\$ -	\$ 85,000,000
2023	Beech Mountain, Town of		\$ 2,971,745	\$ -	\$ 2,971,745
2022	Burnsville, Town of		\$ 1,337,350	\$ -	\$ 1,337,350
September 2021 Funding Cycle					
2031	Scotland Neck, Town of		\$ 1,116,697	\$ -	\$ 1,116,697
2032	Fuquay Varina		\$ 40,000,000	\$ -	\$ 40,000,000
2033	Siler City	Water Pressure Project / Homewood Acres	\$ 826,355	\$ -	\$ 826,355

Funds Disbursed and Remaining for Active Projects: Fiscal Year 2022-2023
(Data pull: July 2023)

Project #	Local Government Unit	Project	Funding Request	Actual Paid	Remaining
2034	Lucama	2021 Water Line Replacement and Elevated Storage Tank	\$ 1,405,000	\$ -	\$ 1,405,000
2035	Junaluska Sanitary District	Oak Park Water Line Replacement	\$ 3,961,316	\$ -	\$ 3,961,316
April 2022 Funding Cycle					
2036	McAdenville	Water Line Rehabilitation	\$ 2,018,798	\$ -	\$ 2,018,798
2024	Laurinburg, City of	Distribution System Improvements Phase 2	\$ 7,150,000	\$ -	\$ 7,150,000
2038	Andrews, Town of	Replace 4,400 LF transmission main.	\$ 250,397	\$ -	\$ 250,397
2040	Scotland Neck	Phase 3 Water Improvements	\$ 45,042	\$ -	\$ 45,042
September 2022 Funding Cycle					
2041	Gray's Creek Water and Sewer District	Gray's Creek Water Extension	\$ 15,000,000	\$ -	\$ 15,000,000
2042	Pittsboro, Town of	Pittsboro WTP - UV-AOP Treatment Facilities	\$ 12,224,000	\$ -	\$ 12,224,000
2043	Pittsboro, Town of	Pittsboro WTP - Additional PFAS Treatment Facilities	\$ 5,680,000	\$ -	\$ 5,680,000
2044	Oxford, City of	Oxford Water System Expansion & Enhancement, Phase 5	\$ 3,644,695		\$ 3,644,695
Total:			\$ 693,677,252	\$ 141,529,497	\$ 555,034,922




Appendix L
Itemized List of Binding Commitments for the DWSRF Program
During FY 2022-2023




DWSRF Binding Commitments for Fiscal Year 2022-2023

Date	Owner	Project Number	Adjusted Offer
9/8/2022	Lumberton	2010	\$2,316,900
9/26/2022	Henderson	1920	\$31,893,000
10/11/2022	Oxford	2019	\$6,000,000
11/23/2022	Louisburg	1989	\$1,528,000
2/22/2023	Lucama	2034	\$1,405,000
3/8/2023	Junaluska SD	2035	\$3,961,316
4/25/2023	Davie County	2018	\$41,051,620
6/1/2023	North Wilkesboro	1976	\$6,735,310
6/2/2023	Andrews	2038	\$250,397
6/9/2023	Scotland Neck	2040	\$45,042
Total Commitments:		10	\$95,186,585



Appendix M
DWSRF Financial Exhibits for FY 2022-2023



STATE OF NORTH CAROLINA
EPA Revolving Loan Fund
Combining Statement of Net Assets
June 30, 2023 and 2022

Exhibit 1

	Drinking Water Program	
	2023	2022
ASSETS		
Current assets:		
Cash and cash equivalents	\$ 308,459,848	\$ 281,259,164
Pooled cash		
Restricted pooled cash		
Investments		
Pooled investments	54,594,951	55,224,950
Security lending collateral		
Accounts receivable, net		
Intergovernmental receivables	235,665	235,665
Interest receivable	796,335	141,885
Premiums receivable		
Contributions receivable		
Other receivables		
Due from other funds	1,787,665	1,450,295
Due from component units		
Notes receivable, net	29,760,418	26,984,347
Inventories		
Net OPEB asset		
Prepaid items		
Total current assets	\$ 395,634,882	\$ 365,296,306
Noncurrent Total Assets		
Restricted/designated pooled cash		
Investments		
Restricted investments		
Contributions receivable		
Notes receivable, net	348,383,046	320,089,939
Total Deferred Outflows of Resources		
Prepaid items		
Net OPEB asset	(1,178)	1,786
Capital assets – nondepreciable		
Capital assets – depreciable, net		
Total noncurrent assets	\$ 348,381,868	\$ 320,091,725
Total assets	\$ 744,016,750	\$ 685,388,031
DEFERRED OUTFLOWS OF RESOURCES		
Deferred loss on refunding		
Deferred outflows for Asset Retirement Obligation		
Deferred outflows for OPEB	2,410,441	2,758,881
Deferred outflows for pensions	2,244,867	1,487,295
Total deferred outflows of resources	\$ 4,655,308	\$ 4,246,176
LIABILITIES		
Current liabilities:		
Accounts payable	6,435	95,050
Accrued payroll		
Notes fi Total Liabilities		
Intergovernmental payables	17,025,443	13,009,487
Due to primary government		

DWSRF Financial Exhibits FY 2022-2023

Medical claims payable (State Health Plan only)		
Claims payable		
Unemp Total Inflows for Resources		
Due to fiduciary funds		
Due to other funds		
Due to component units		
Obligations under securities lending		
Capital leases payable		
Revenue bonds payable		
Accrued interest payable		
Funds held for others		
Obligation for workers' compensation		
Annuity and life income payable		
Asset Retirement Obligation		
Accrued vacation leave	46,512	53,459
Net OPEB liability		
Unearned revenue		
Total current liabilities	\$ 17,078,390	\$ 13,157,996

Noncurrent liabilities:

Advances from other funds		
Notes from direct borrowings		
Capital leases payable		
Revenue bonds payable		
Grant anticipation revenue bonds payable		
Unamortized discount on bonds payable		
Unamortized premium on bonds payable		
Accrued interest payable		
Obligation for workers' compensation		
Annuity and life income payable		
Asset Retirement Obligation		
Accrued vacation leave	604,911	543,843
Net OPEB liability	4,023,752	5,062,661
Net pension liability	3,147,654	883,541
Total noncurrent liabilities	\$ 7,776,317	\$ 6,490,045
Total liabilities	\$ 24,854,708	\$ 19,648,041

DEFERRED INFLOWS OF RESOURCES

Deferred inflows for OPEB	3,158,633	3,063,226
Deferred inflows for pensions	59,802	1,365,953
Total Deferred inflow of resources	\$ 3,218,435	\$ 4,429,179

NET POSITION

Total net position	\$ 720,598,915	\$ 665,556,987
--------------------	-----------------------	-----------------------

STATE OF NORTH CAROLINA**EPA Revolving Loan Fund****Combining Statement of Revenues, Expenses, and Changes in Net Assets****For the Fiscal Year Ended June 30, 2023 and 2022****Exhibit 2**

	Drinking Water Program	
	2023	2022
OPERATING REVENUES		
Sales and services, net	\$ 2,002,247	\$ 2,696,251
Employer contributions		
Federal grants and contracts		
Interest earnings on loans	1,784,836	1,879,275
Rental and lease earnings		
Fees, licenses, and fines		
Toll revenue		
Insurance premiums		
Miscellaneous		
Total operating revenues	3,787,083	4,575,526
OPERATING EXPENSES		
Personal services	4,872,136	4,926,058
Unemployment benefits		
Supplies and materials	173,872	151,901
Services	1,114,513	1,402,273
Prizes		
Claims		
Cost of goods sold		
Depreciation		
Insurance and bonding		
Other fixed charges	37,018	67,923
Other expenses	385,019	391,033
Total operating expenses	6,582,557	6,939,188
Operating income (loss)	(2,795,474)	(2,363,662)
NONOPERATING REVENUES (EXPENSES)		
Noncapital grants	63,099,784	43,236,080
Noncapital gifts, net		
Interest and fees	34,381	32,844
Gain (loss) on sale of property and equipment		
Investment earnings, net		
Insurance recoveries		
Grants, aid and subsidies	(22,132,400)	(16,254,659)
Federal interest subsidy on debt	5,351,841	(5,718,248)
Miscellaneous non-operating revenue		
Miscellaneous non-operating expense		
Total Nonoperating revenues (expenses)	46,353,605	21,296,017
Income (loss) before other revenues, expenses, and	43,558,131	18,932,355
Capital grants		
Capital gifts, net		
Transfers in	11,610,000	8,247,095
Transfers out	(120,915)	(133,862)
Increase (decrease) in net position	55,047,216	27,045,588
Net position, July 1	638,511,399	638,511,399
Restatement	—	—
Net position, June 30	693,558,615	665,556,987

STATE OF NORTH CAROLINA
EPA Revolving Loan Fund
Statement of Cash Flows
For the Fiscal Year Ended June 30, 2023 and 2022 Exhibit 3

	Combined 2023	CWSRF 2022	DWSRF 2022	Combined 2022
CASH FLOWS FROM OPERATING ACTIVITIES				
Receipts from customers	5,010,556	\$ 5,083,494	523,633	5,607,127
Receipts from federal agencies	-		-	
Receipts from other funds			-	
Receipts from program loan repayments - princ	37,515,122	67,337,827	58,739,317	126,077,144
Receipts from program loan repayments - inter	10,765,242	9,599,534	2,160,972	11,760,506
Payments to suppliers	(1,987,835)	146,139	(1,954,738)	(1,808,599)
Payments to employees	(7,515,528)	(5,689,739)	(5,103,422)	(10,793,161)
Payments for prizes, benefits & claims	-			
Payments to other funds	-			
Payments for program loans issued	(93,168,919)	(93,488,583)	(25,058,753)	(118,547,336)
Other receipts				
Other payments			(27,743)	(27,743)
Net cash provided by (used in) operating act	(49,381,362)	(17,011,328)	29,279,266	12,267,938
CASH FLOWS FROM NONCAPITAL FINANCING ACTIVITIES				
Grant receipts	115,707,488	28,676,000	28,571,296	57,247,296
Grants, aid and subsidies	(31,427,978)	22,716,718	(3,826,860)	18,889,858
Advances from other funds				
Repayment of advances from other funds				
Transfers from other funds	19,998,600	5,771,895	6,821,600	12,593,495
Transfers to other funds	(1,124,305)		(136,811)	(136,811)
Gifts				
Insurance recoveries				
Net cash provided by noncapital financing ac	103,153,805	57,164,613	31,429,225	88,593,838
CASH FLOWS FROM INVESTING ACTIVITIES				
Proceeds from sales and maturities of non-State Treasurer investments				
Purchase of non-State Treasurer investments				
Purchase into State Treasurer Investment Pool				
Redemptions from State Treasurer Investment Pool				
Investment earnings	13,059,457	(741,510)	1,462,505	720,995
Net cash provided (used) by investing activit	13,059,457	(741,510)	1,462,505	720,995
Net increase (decrease) in cash and cash equival	66,831,900	25,860,476	62,170,996	88,031,472
Cash and cash equivalents, July 1	698,204,560	402,917,144	190,619,013	593,536,157
Cash and cash equivalents, June 30	765,036,459	\$ 428,777,620	252,790,009	681,567,629
Reconciliation of operating income or loss to net cash used				
by operating activities:				
Operating income (loss)	7,333,779	\$ 12,220,488	(3,325,257)	8,895,231
Adjustments to reconcile operating income (loss) to net cash provided by operating activities:				
Depreciation expense				
Nonoperating miscellaneous income (expense)			38,595	38,595
Change in assets and deferred outflows:	56,644,080	2,673,428	64,563,651	67,237,079
Change in liabilities and deferred inflows:	(71,061)	(33,391,706)	(2,257,699)	(35,649,405)
Total adjustments	56,573,019	(30,718,278)	62,344,547	31,626,269
Net cash provided by (used in) operating activities	63,906,798	(18,497,790)	59,019,290	40,521,500



Appendix N
DWSRF FFATA for FY 2022-2023



Project	Project Number	FFATA Project Dollars	IUP Year	PF Reported	Commitment date
2022 Cap Grant		\$21,520,000		\$7,680,000	
Gray's Creek Water & Sewer Dist	2041			\$500,000	
Pittsboro	2043			\$5,680,000	
Edgecombe County	2029			\$500,000	
Franklin, Town of	2028			\$500,000	
Oxford	2044			\$500,000	
Total Equivalency:			Principal Forgiveness Minimum:	\$3,012,800	
			Principal Forgiveness Amount:	\$7,680,000	
			Principal Forgiveness Maximum:	\$7,532,000	
2022 BIL				\$12,224,000	
Pittsboro	2042			\$12,224,000	
Total Equivalency:			Principal Forgiveness Minimum:	\$27,074,460	
			Principal Forgiveness Amount:	\$12,224,000	
			Principal Forgiveness Maximum:	\$27,074,460	
2021 Cap Grant		\$33,782,000		\$13,574,092	
Grifton, Town of	2027			\$490,200	5/16/2022
Sanford, City of	2025			\$10,630,830	
Burnsville, Town of	2022			\$334,337	
Scotland Neck	2031			\$1,116,697	5/16/2022
Siler City	2033			\$206,589	
Lucama	2034			\$500,000	2/22/2023
Scotland Neck	2040			\$45,042	6/9/2023
Andrews	2038			\$250,397	6/2/2023
Total Equivalency:			Principal Forgiveness Minimum:	\$6,756,400	
			Principal Forgiveness Amount:	\$13,574,092	
			Principal Forgiveness Maximum:	\$16,553,180	
2019 Alaska ASADRA reallocation					
ASADRA Cap Grant					
		\$49,474,446		\$13,083,962	
Scott's Hill Water and Sewer District	2006	\$7,940,000		\$1,985,000	
Rocky Point Topsail Water and Sewer District	2007	\$20,000,000		\$5,000,000	
River Bend, Town of	2008	\$602,500		\$602,500	2/8/2021
Wilkesboro	2009	\$409,160		\$102,290	
Lumberton, City of	2010	\$3,515,000		\$878,750	9/8/2010
Dunn, City of	2011	\$2,316,900		\$2,316,900	
Surf City, Town of	2012	\$5,242,800			
Johnston County	2013	\$2,805,000		\$701,250	
Reidsville, City of	2014	\$1,989,086		\$497,272	
Elm City, Town of	2015	\$4,654,000		\$1,000,000	5/16/2022
Total Equivalency:		\$49,474,446	Principal Forgiveness Minimum:	\$13,722,200	
			Principal Forgiveness Amount:	\$13,083,962	
			Principal Forgiveness Maximum:	\$20,583,300	

Project	Project Number	FFATA Project Dollars	IUP Year	PF Reported	Commitment date
2020 Cap Grant	\$33,793,000			\$7,959,700	
Brunswick County	2017			\$2,218,967	8/25/2021
Davie County Public Utilities	2018			\$2,000,000	4/25/2023
Oxford, City of	2019			\$500,000	Push forward to 2021 g
Brevard, City of	1999			\$739,045	6/10/2021
Brevard, City of	2000			\$2,143,538	6/10/2021
Kinston, City of	2002			\$358,150	ush forward to 2021 gra
Davie County Public Utilities	218	\$ 41,051,620			
Total Equivalency:		\$41,051,620	Principal Forgiveness Minimum:	\$4,733,820	
			Principal Forgiveness Amount:	\$7,959,700	
			Principal Forgiveness Maximum:	\$11,834,550	
2019 Cap Grant	\$33,792,000			\$5,042,467	
Whitakers, Town of	1995			\$890,000	
Seaboard, Town of	2001			\$1,429,500	2/13/2022
North Wilkesboro, Town of	1976			\$1,683,827	6/1/2023
Fountain, Town of	1987			\$372,000	6/10/2021
Scotland Neck	1986			\$459,000	
Belhaven, Town of	1996			\$208,140	
Greenville	1984	\$40,000,000			9/18/2020
Total Equivalency:		\$40,000,000	Principal Forgiveness Minimum:	\$6,758,400	
			Principal Forgiveness Amount:	\$5,042,467	
			Principal Forgiveness Maximum:	\$11,827,200	
2018 Cap Grant	\$34,111,000			\$10,082,838	
Elizabeth City, City of	1956			\$804,977	
Enfield, Town of	1957			\$866,701	
Snow Hill, Town of	1954			\$320,114	10/8/2020
Bethel	1985			\$1,367,000	4/14/2021
Thomasville, City of	1961			\$323,256	3/23/2020
Sampson County	1962			\$441,500	
Saratoga, Town of	1965			\$757,867	
Roper, Town of	1966			\$1,013,675	
Sampson County	1967			\$232,500	
Thomasville, City of	1969			\$130,230	3/23/2020
Thomasville, City of	1971			\$149,344	3/23/2020
Seaboard, Town of	1974			\$999,280	11/10/2021
Louisburg, Town of	1989			\$764,000	11/23/2022
Oxford, City of	1952			\$1,000,000	2/14/2020
Jamesville, Town of	1958			\$679,550	
Pilot Mountain, Town of	1975			\$189,897	
Hookerton, Town of	1946			\$42,947	10/22/2019
Winston-Salem	1937	\$ 100,000,000			12/18/2018
Total Equivalency:		\$100,000,000	Principal Forgiveness Minimum:	\$6,822,200	
			Principal Forgiveness Amount:	\$10,082,838	
			Principal Forgiveness Maximum:	\$10,233,300	
2017 Cap Grant	\$19,283,000			\$3,779,606	
Thomasville, City of	1970			\$135,995	3/23/2020 (change in PBR from 2019 to 2017)

Project	Project Number	FFATA Project Dollars	IUP Year	PF Reported	Commitment date
Montgomery County	1951			\$458,574	5/16/2019
Kinston, City of	1949			\$649,943	8/26/2019
Greene County	1945			\$691,500	10/8/2020
Robersonville, Town of	1953			\$389,650	At LGC 1/7/2019
Valdese, Town of	1955			\$1,000,000	10/23/2019
Thomasville, City of	1972			\$335,550	2/14/2020
Grifton, Town of	1959			\$39,214	
Broad River Water Authority	1932			\$79,180	10/30/2018
Shelby	1925	\$	16,427,850		1/16/2018
Eden	1927	\$	9,342,000		10/13/2017
Total Equivalency:		\$25,769,850	Principal Forgiveness Minimum:	\$3,856,600	
			Principal Forgiveness Amount:	\$3,779,606	
			Principal Forgiveness Maximum:	\$5,784,900	
2016 Cap Grant	\$19,449,000	\$13,419,810		\$3,948,399	
Saratoga, Town of	1922			\$108,924	9/26/2017
Pamlico County	1926			\$500,000	9/26/2017
Tuckaseegee Water & Sewer Authority	1931			\$390,914	7/5/2018
Fork Township	1900	\$3,242,582		\$500,000	4/26/2017
Sharpsburg	1902			\$493,410	10/13/2017
Bertie County Water Dist, IV	1897			\$500,000	9/7/2016
Woodland	1899			\$331,775	10/14/2016
Valdese, Town of	1933			\$466,548	9/5/2018
Oxford, City of	1936			\$500,000	2/13/2022
Valdese, Town of	1924			\$156,828	PBR from 2017 to 2016
Oxford	1872	\$3,139,200			7/15/2016
Bessemer City	1873	\$2,317,400			9/7/2016
Canton	1898	\$2,464,200			1/30/2017
Junaluska SD	1918	\$3,817,858			4/10/2017
Thomasville	1909	\$4,591,185			10/14/2016
Total Equivalency:		\$19,572,425	Principal Forgiveness Minimum:	\$3,948,399	
			Principal Forgiveness Amount:	\$3,948,399	
			Principal Forgiveness Maximum:	\$5,834,700	
2015 Cap Grant	\$20,546,063	\$14,185,710		\$3,514,975	
Canton	1898			\$1,860,215	1/30/2017
Highlands	1821			\$1,654,760	4/21/2014
Gastonia	1879	\$30,000,000			12/3/2015
Total Equivalency:		\$30,000,000	Principal Forgiveness Minimum:	\$4,111,800	
			Principal Forgiveness Amount:	\$3,514,975	
			Principal Forgiveness Maximum:	\$6,167,700	
2014 Cap Grant	\$20,695,000	\$14,279,550		\$4,855,838	
Tuckaseegee WSA	1789			\$2,455,838	4/16/2014
Badin W&SA	1673			\$2,400,000	9/20/2014
Kings Mountain	1785F	\$13,410,640			6/15/2015
Dublin	1806	\$141,197			4/11/2014
Highlands	1821	\$2,068,450			4/21/2014
Total Equivalency:		\$15,620,287	Principal Forgiveness Minimum:	\$4,139,000	
			Principal Forgiveness Amount:	\$4,855,838	
			Principal Forgiveness Maximum:	\$6,208,500	

Project	Project Number	FFATA Project Dollars	IUP Year	PF Reported	Commitment date
2013 Cap Grant	\$22,084,000	\$15,237,960		\$5,562,400	
Garland, Town of	1775				9/10/2013
Henderson, City of	1692	\$968,618			7/24/2012
Henderson, City of	1694	\$1,831,483			8/14/2012
Kittrell Water Association, Inc.	1765				8/15/2013
Ahoskie, Town of	1832			\$762,400	7/17/2014
Beaufort County Water District VI - Chocowinity/Richland	1741	\$3,500,000		\$2,400,000	10/1/2012
Denton, Town of	1643	\$4,334,872		\$2,400,000	1/8/2013
Greenville Utilities Commission	1074B	\$1,291,496			7/27/2009
Cape Fear Public Utility Authority	1314B	\$175,917			7/31/2009
Alexander, County of	1650	\$3,287,175			8/1/2013
Carolina Beach, Town of	1786F	\$1,524,538			6/18/2013
Johnston County, of	1790P	\$117,300			6/18/2014
Clinton, City of	1792	\$1,646,334			6/16/2014
Troutman, Town of	1833	\$703,441			4/16/2014
	Total Equivalency:	\$19,381,174	Principal Forgiveness Minimum:	\$4,416,800	
			Principal Forgiveness Amount:	\$5,562,400	
			Principal Forgiveness Maximum:	\$6,625,200	
2012 Cap Grant	\$17,467,080			\$4,925,786	
Broadway Water Association, Inc.	1767				4/3/2013
Louisburg, Town of	1682	\$213,560			5/30/2013
North Lenoir Water Corporation	1748	\$2,200,000			4/17/2013
Peachland, Town of	1764	\$142,290			5/14/2013
Landis	1834	\$950,944		\$736,800	7/15/2014
Pink Hill, Town of	1731	\$219,255		\$144,090	4/9/2013
Aulander, Town of	1733	\$222,345		\$154,123	4/10/2013
Black Creek, Town of	1676	\$490,518		\$286,997	4/19/2013
Martin County Regional Water And Sewer Authority	1760	\$2,013,000		\$1,610,400	3/28/2013
Ossipee, Town of	1825			\$1,993,376	7/10/2014
Washington County Water System	1675	\$559,849			4/22/2013
Spring Lake, Town of	1685	\$1,314,666			4/9/2013
Edgecombe County Water and Sewer District No. 1	1751	\$343,478			6/3/2013
Ramseur, Town of	1755F	\$283,681			3/26/2013
Benson, Town of	1756	\$216,000			4/19/2013
Brevard, City of	1778	\$2,505,514			3/19/2013
Belmont, City of	1781F	\$499,532			3/1/2013
Williamston, Town of	1783F	\$1,251,055			4/9/2013
	Total Equivalency:	\$13,425,687	Principal Forgiveness Minimum:	\$3,493,416	
			Principal Forgiveness Amount:	\$4,925,786	
			Principal Forgiveness Maximum:	\$5,240,124	
2011 Cap Grant	\$24,698,000			\$7,148,966	
Aqua North Carolina, Inc.	1691	\$2,125,617			10/17/2012
Asheboro, City of	1718	\$487,850			10/30/2012
Bryson City, Town of	1713				12/17/2012
Greene, County of	1745	\$1,701,000			12/3/2012
Henderson, City of	1693	\$294,000			8/14/2012
Norlina, Town of	1681	\$233,850			7/26/2012
Red Springs, Town of	1687	\$588,960			11/13/2012

Project	Project Number	FFATA Project Dollars	IUP Year	PF Reported	Commitment date
Saratoga, Town of	1677	\$117,582			8/22/2012
South Greene Water Corporation	1737	\$580,000			7/23/2013
Warren County Water System District II	1680				9/26/2012
Waynesville, Town of	1704	\$329,868			3/14/2013
Asheville, City of	1593	\$664,001		\$358,580	7/20/2009
Macon, County of	1275	\$2,428,393		\$2,531,090	6/15/2009
Middlesex, Town of	1700	\$431,728		\$418,992	6/27/2012
Robbins, Town of	1696	\$192,777		\$150,297	10/1/2012
Snow Hill, Town of	1635	\$841,000		\$569,207	10/8/2012
Spruce Pine, Town of	1649	\$2,426,000		\$1,940,800	2/10/2012
Taylorsville, Town of	1720	\$1,475,000		\$1,180,000	3/5/2013
Anson, County of	1042B	\$527,762			3/25/2012
Bertie County Water District II	1446	\$209,693			11/19/2012
Topsail Beach, Town of	1674	\$3,500,000			9/24/2012
Warren County Water System District II	1680	\$233,354			9/26/2012
Aqua North Carolina, Inc.	1689	\$1,358,893			10/3/2012
Montgomery, County of	1697	\$2,208,237			8/29/2012
Halifax, County of	1699B	\$1,376,823			8/6/2012
Franklinville, Town of	1709	\$105,323			11/14/2012
Bryson City, Town of	1713	\$1,159,995			12/17/2012
Snow Hill, Town of	1734	\$632,825			1/14/2013
Faison, Town of	1754	\$501,716			8/24/2012
Total Equivalency:		\$26,732,247	Principal Forgiveness Minimum:	\$4,939,600	
				Principal Forgiveness Amount:	\$7,148,966
				Principal Forgiveness Maximum:	\$8,419,604
2010 Cap				\$10,085,758	
Benson, Town of	1701				10/10/2012
Conover, City of	1646	\$377,500			7/10/2012
Conover, City of	1645	\$724,928			7/10/2012
Elizabethtown, Town of	1626				1/23/2012
Johnston, County of	1061B	\$5,097,577			8/25/2009
Jones, County of	1634	\$2,015,000			7/3/2012
Raleigh, City of	1703	\$6,688,700			8/15/2012
Roanoke Rapids Sanitary District	1661	\$1,197,030			10/14/2011
Beaufort County Water District I - Washington Township	1735	\$3,000,000		\$2,400,000	10/1/2012
Columbus County W & S District II	1638	\$1,867,135		\$1,500,908	7/3/2012
Cumberland, County of	1662	\$605,100		\$401,292	10/18/2011
Duplin County Water District E	1636	\$789,293		\$631,432	4/2/2012
Duplin County Water District G	1632	\$896,040		\$716,832	4/2/2012
Greene County	1637	\$3,000,000		\$2,400,000	8/9/2012
Mount Olive, Town of	1629	\$2,187,850		\$1,732,163	1/9/2012
North Wilkesboro, Town of	1647P	\$671,670		\$20,000	4/5/2012
Ramseur, Town of	1642	\$311,738		\$283,131	4/25/2012
Fayetteville Public Works Commission	1665	\$5,299,942			5/24/2012
Total Equivalency:		\$34,729,503	Principal Forgiveness Minimum:	\$7,118,600	
				Principal Forgiveness Amount:	\$10,085,758
				Principal Forgiveness Maximum:	\$10,677,900



Appendix O
Status of Recent DWSRF Projects



Status of Recent Projects: Drinking Water State Revolving Fund

(Data pull: July 2023)

Owner	Cost	ASADRA	Loan Type*	Co-Funded?	Project Number	Engineering Report	Plans & Specs	Contract	Description	County	Priority Rating	Project Type	Federal Needs Category	Compliance Category	
April 2019 Deadlines						5/1/2020	3/1/2021	8/2/2021							
Seaboard, Town of	\$999,280		PF		WIF-1974 (Small)	11/8/2021	6/1/2023	(a)	Replacement of 3,200 feet of 2-inch through 8-inch waterline along Harris, Eastwood and Jones Streets; addition of emergency generators for the Peanut/Market Well #1 and Crocker Street Well #2; addition of filters to treat the full flow from the existing wells; provision of altitude valves for the connection to the Northampton County Water System; and installation of a new Booster Pump station and chemical storage building	Northampton	Other		Treatment	Assist Compliant Systems to Maintain Compliance	
Pilot Mountain, Town of	\$379,796		PF	0%	WIF-1975 (Small)	1/29/2020	8/24/2020	3/1/2021	Replacement of 1,550 LF of 3-inch and 4-inch waterline along Simmons Street and Sunset Drive with 6-inch waterline	Surry	Infrastructure Rehabilitation		Transmission and Distribution	Assist Compliant Systems to Maintain Compliance	
North Wilkesboro, Town of	\$6,735,310		PF	0%	WIF-1976 (Small)	4/21/2021	(b)	(b)	Replacement without expansion of the existing intake on the Reddies River with a new 4.5 MGD intake on the Yadkin River, a raw water pumping station including mechanical pretreatment and backup power, and 5,500 LF of 20-inch raw water line	Wilkes	Infrastructure Rehabilitation		Source	Assist Compliant Systems to Maintain Compliance	
Dunn, City of	\$875,750				WIF-1977†	2/4/2020	6/8/2021	11/1/2021	Abandonment of 4,000 LF of 14-inch waterline running beneath structures near Erwin Road and replacement with 1,450 LF of 6-inch and 450 LF of 8-inch waterline; replacement of an existing 2-inch waterline along East Wake Street from Carolina Drive to East Wake Street with 1,000 LF of 6-inch waterline	Harnett	Infrastructure Rehabilitation		Transmission and Distribution	Assist Compliant Systems to Maintain Compliance	
Orange Water and Sewer Authority	\$3,730,400				WIF-1980	1/15/2020	11/1/2021	6/5/2022	Replacement of the existing Belt Filter Press #1 (including the solids conveyor and control systems) at the Jones Ferry Road WTP	Orange	Infrastructure Rehabilitation		Treatment	Assist Compliant Systems to Maintain Compliance	
Orange Water and Sewer Authority	\$2,963,000				WIF-1981†	1/21/2020	6/1/2021	8/15/2020	Replacement of 3,000 LF of 12-inch waterline along West Cameron Avenue between South Columbia Street and Merrit Mill Road, and 500 LF of 6-inch waterline along Cameron Court	Orange	Infrastructure Rehabilitation		Transmission and Distribution	Assist Compliant Systems to Maintain Compliance	
Orange Water and Sewer Authority	\$2,170,800				WIF-1983	1/23/2020	7/2/2021	7/5/2022	Replacement of the temporary permanganate feed equipment at the University Lake Pump Station with a permanent system	Orange	Infrastructure Rehabilitation		Treatment	Assist Compliant Systems to Maintain Compliance	
Greenville Utilities Commission	\$20,000,000				WIF-1984	9/14/2020	9/24/2020	6/16/2020	Increasing WTP capacity from 22.3 to 32 MGD	Pitt	Infrastructure Expansion		Treatment	Assist Compliant Systems to Maintain Compliance	
Total Encumbrances April 2019		\$37,854,336													
September 2019 Deadlines						12/1/2020	10/1/2021	3/1/2022							
Bethel, Town of	\$1,367,000		PF		WIF-1985 (Small)	12/2/2020	8/26/2022	ATA 1/25/2023	Replace 2-inch waterline with 6-inch, replace residential water meters to align with Greenville Utilities Commission (GUC), replace Well #2, rehabilitate Well #3, and develop water system model to allow Bethel to consolidate with GUC	Pitt	System Consolidation		Transmission and Distribution	Assist Compliant Systems to Maintain Compliance	
Scotland Neck, Town of	\$612,000		PF	0%	WIF-1986 (Small)	4/9/2021	10/19/2021	5/23/2022	Replace existing aged waterlines with 4,500 LF of 6-inch waterline, 9 hydrants, and 60 water services	Halifax	Infrastructure Rehabilitation		Transmission and Distribution	Assist Compliant Systems to Maintain Compliance	
Fountain, Town of	\$496,000		PF	0%	WIF-1987 (Small)	4/9/2021	10/19/2021	5/23/2022	Replace 2,400 LF of aged waterline with 6-inch waterline	Pitt	Infrastructure Rehabilitation		Transmission and Distribution	Assist Compliant Systems to Maintain Compliance	
Greenville Utilities Commission	\$1,000,000				WIF-1988	7/13/2020	5/26/2021	ATA 12/21/2021	Rehabilitate or replace 2,300 LF of 8-inch and 3,200 LF of 6-inch waterline	Pitt	Infrastructure Rehabilitation		Transmission and Distribution	Assist Compliant Systems to Maintain Compliance	
Louisburg, Town of	\$1,528,000		PF	R	WIF-1989 (Small)	9/26/2020	11/15/2022	(c)	Replace 5,750 feet of 4-inch and 6-inch waterlines along North Main, John and Williams Streets and Sunset Avenue with 6-inch and 10-inch waterlines, and install new 16-inch shutoff valve at Church Street and Sunset Avenue	Franklin	Infrastructure Expansion		Transmission and Distribution	Assist Compliant Systems to Maintain Compliance	
Cape Fear Public Utilities Authority	\$13,785,950				WIF-1990	7/11/2022	7/18/2022	(d)	Replace twin 24-inch above-ground transmission mains with aged and decaying supports with a single largely below-ground 30-inch main to reduce risk of failure such as washout	New Hanover	Infrastructure Rehabilitation		Transmission and Distribution	Assist Compliant Systems to Maintain Compliance	
Greenville Utilities Commission	\$20,000,000				WIF-1984	9/14/2020	9/24/2020	6/16/2020	Expand WTP capacity from 22.3 MGD to 32 MGD	Pitt	Infrastructure Expansion		Treatment	Assist Compliant Systems to Maintain Compliance	
City of Charlotte / Charlotte Water	\$11,000,000				WIF-1993	10/28/2021	7/7/2023	1/18/2022	Install 30,000 LF of new 36-inch diameter water main to connect existing 48-inch transmission main to an elevated water storage tank	Mecklenburg	Infrastructure Expansion		Transmission and Distribution	Assist Compliant Systems to Maintain Compliance	
Total Encumbrances September 2019		\$49,788,950													
April 2020 Deadlines						5/3/2021	3/1/2022	8/1/2022							
Whitakers, Town of	\$750,000		PF		WIF-1995 (Small)	8/23/2021	1/25/2022	9/5/2022	Replacement of waterline	Edgecombe	Infrastructure Rehabilitation		Transmission and Distribution	Assist Compliant Systems to Maintain Compliance	
Belhaven, Town of	\$277,520		PF	0%	WIF-1996 (Small)	3/15/2021	2/23/2022	(e)	Replace waterline. (additional funding for project H-SRP-D-17-0073)	Beaufort	Infrastructure Rehabilitation		Transmission and Distribution	Achieve Compliance	
Rockingham County	\$1,791,500		PF		WIF-1997	8/23/2021	2/23/2022	12/5/2022	Relocation of a booster pump station out of 100-year floodplain	Rockingham	Infrastructure Rehabilitation		Transmission and Distribution	Assist Compliant Systems to Maintain Compliance	
Fayetteville Public Works Commission	\$10,719,300				WIF-1998	7/21/2021	1/24/2022	(f)	Rehabilitation of two WTPs	Cumberland	Infrastructure Rehabilitation		Treatment	Assist Compliant Systems to Maintain Compliance	
Brevard, City of	\$2,858,050		PF	0%	WIF-2000 (Small)	3/15/2021	1/31/2022	3/6/2023	Replace finished water storage tank due to age and deterioration	Transylvania	Infrastructure Rehabilitation		Storage	Maintain Compliance	
Seaboard, Town of	\$1,429,500		PF		WIF-2001 (Small)	11/22/2021	2/11/2022	10/17/2022	Replacement of small waterlines	Northampton	Infrastructure Expansion		Transmission and Distribution	Assist Compliant Systems to Maintain Compliance	
Kinston, City of	\$716,300		PF	R	WIF-2002	6/10/2021	3/17/2022	9/26/2022	Replacement of waterline	Lenoir	Infrastructure Rehabilitation		Transmission and Distribution	Assist Compliant Systems to Maintain Compliance	

Status of Recent Projects: Drinking Water State Revolving Fund

(Data pull: July 2023)

Owner	Cost	ASADRA	Loan Type*	Co-Funded?	Project Number	Engineering Report	Plans & Specs	Contract	Description	County	Priority Rating	Project Type	Federal Needs Category	Compliance Category
Sampson County	\$3,148,000				WIF-2003	5/6/2021	8/30/2021	1/3/2022	Installation of water main, a 2-way master meter, a system control valve, new water services, and controls	Sampson	Other		Transmission and Distribution	Maintain Compliance
Stokes County	\$5,208,600		PF	0%	WIF-2004	11/24/2020	3/1/2022	(g)	Installation of water main, one new well, elevated storage tank, rehabilitation of existing well, pressure reducing station, and pump station; installation of standby generators for the existing well, proposed well and pump station	Stokes	Infrastructure Expansion		Transmission and Distribution	Assist Compliant Systems to Maintain Compliance
Pamlico County	\$2,977,100		PF	R	WIF-2005	8/16/2021	3/27/2023	(h)	Replacement of gas chlorination equipment at each well house	Pamlico	Infrastructure Rehabilitation		Treatment	Assist Compliant Systems to Maintain Compliance
Scott's Hill Water and Sewer District	\$7,940,000	x	PF	R	WIF-2006†	3/22/2022	3/24/2022		New storage tank, water transmission line and three supply wells	Pender	Infrastructure Expansion		Storage	Assist Compliant Systems to Maintain Compliance
Rocky Point Topsail Water and Sewer District	\$20,000,000	x	PF	R	WIF-2007†	(i)	(i)	(i)	A new WTP and waterline to increase capacity	Pender	Infrastructure Expansion		Treatment	Assist Compliant Systems to Maintain Compliance
River Bend, Town of	\$602,500	x	PF		WIF-2008 (Small)†	2/4/2021	10/21/2021	6/4/2022	Replace all meters with AMR (Automatic Meter Reading) and relocate the billing server outside the floodplain	Craven	Other		Transmission and Distribution	Other Assistance Not Compliance Related
Washington, City of	\$409,160	x	PF	R	WIF-2009 (Small)†	8/13/2021	7/22/2022	ATA 3/8/2023	Install an emergency generator to power WTP	Beaufort	Infrastructure Rehabilitation		Treatment	Assist Compliant Systems to Maintain Compliance
Total Encumbrances April 2020		\$58,827,530												
September 2020 Deadlines						12/1/2021	10/3/2022	3/1/2023						
Lumberton, City of	\$2,316,900	x	PF		WIF-2010†	4/8/2022	3/21/2023	8/1/2023	Replace three wells and install 5,300 LF of new raw water line	Robeson	Infrastructure Rehabilitation		Source	Assist Compliant Systems to Maintain Compliance
Dunn, City of	\$3,515,000	x	PF	R	WIF-2011 (Small)†	(j)	(j)	(j)	Replace and relocate electrical controls and SCADA systems outside of floodway and replace raw water transmission lines	Harnett	Infrastructure Rehabilitation		Source	Assist Compliant Systems to Maintain Compliance
Surf City, Town of	\$2,805,000	x	PF	R	WIF-2012†	12/10/2021	9/12/2022	ATA 3/10/2023	Abandon Well and install new Well, 600 LF raw water line. Install 2,480 LF water main under the Intracoastal Waterway	Pender	Infrastructure Expansion		Source	Assist Compliant Systems to Maintain Compliance
Johnston County	\$5,242,800	x			WIF-2013†	4/6/2022	11/30/2022	ATA 8/17/2023	Replace 18,800 LF asbestos cement lines with 16-inch ductile iron pipe	Johnston	Infrastructure Rehabilitation		Transmission and Distribution	Assist Compliant Systems to Maintain Compliance
Reidsville, City of	\$4,654,000	x	PF	R	WIF-2014†	12/22/2021	(k)	(k)	Install 30,900 LF transmission main providing an additional connection to water distribution system, new meter vault, valves and hydrants.	Rockingham	Other		Source	Assist Compliant Systems to Maintain Compliance
Elm City, Town of	\$1,989,087	x	PF	R	WIF-2015 (Small)†	(l)	(l)	(l)	Recommission Crossroads Well with multimedia filters, backup generator and SCADA. Rehab 3 wellsites with new buildings, chemical storage containment, backup generators, electrical panels, and SCADA. Install 3,000 LF water lines to replace existing.	Wilson	Infrastructure Expansion		Treatment	Assist Compliant Systems to Maintain Compliance
Brunswick County	\$2,218,967		PF		WIF-2017	8/16/2021	6/27/2023	(m)	Replace 12,000 LF of water main, 20 fire hydrants, and 402 water meters with AMR units; install 40 LF of water main, 3 fire hydrants, and 20 blow-off valves.	Brunswick	System Consolidation		Transmission and Distribution	Assist Non-Compliant Systems to Achieve Compliance
Davie County	\$20,000,000		PF	R	WIF-2018	6/2/2022	6/16/2022	ATA 12/9/2022	Expand WTP and add emergency power; De-commission second WTP; install 18,000 LF 12-inch transmission main	Davie	Infrastructure Rehabilitation		Source	Assist Compliant Systems to Maintain Compliance
Oxford, City of	\$6,000,000		PF	0%	WIF-2019	5/5/2022	(n)	(n)	Expand WTP to 20 MGD	Granville	Infrastructure Expansion		Treatment	Assist Compliant Systems to Maintain Compliance
Cleveland County Water	\$2,750,000				WIF-2020	7/26/2021	2/9/2023	(o)	Construct two new flocculators and two rapid-mix basins to replace existing. Renovate two flocculators, four sed basins and vacuum sludge collection system	Cleveland	Infrastructure Rehabilitation		Treatment	Assist Compliant Systems to Maintain Compliance
Total Encumbrances September 2020		\$51,491,754												
April 2021 Deadlines						5/2/2022	3/1/2023	8/1/2023						
Franklin, Town of	\$8,889,000		PF	R	2028 (Small)	(q)	(q)		Expand WTP from 2.0 mgd to 4.0 mgd	Macon	Infrastructure Expansion		Treatment	Assist Compliant Systems to Maintain Compliance
Grifton, Town of	\$980,400		PF	R	2027 (Small)	(r)	(r)		Replace ±6,630 lf of 2-inch GI water lines and ±1,080 lf of 6-inch GI with 6-inch PVC water lines	Pitt	Infrastructure Rehabilitation		Transmission and Distribution	Assist Compliant Systems to Maintain Compliance
Sanford, City of	\$20,000,000		PF	R	2025	(s)	(s)		Expand the Sanford WTP (half project will be funded by Town of Fuquay-Varina)	Lee	Infrastructure Expansion		Treatment	Assist Compliant Systems to Maintain Compliance
Laurinburg, City of	\$4,515,000				2024	12/3/2021	8/15/2022		Replace ±12,100 feet of aged 12-inch to 20-inch WL to connect WTP to South Caledonia tank	Scotland	Infrastructure Rehabilitation		Transmission and Compliance	Assist Compliant Systems to Maintain Compliance
Beech Mountain, Town of	\$2,913,265				2023 (Small)	12/29/2021	(t)		Replace ±22,700 LF of waterlines ductile iron pipe, including fire hydrants and service connections	Watauga	Infrastructure Rehabilitation		Transmission and Compliance	Assist Compliant Systems to Maintain Compliance
Total Encumbrances April 2021		\$37,297,665												
September 2021 Deadlines						12/1/2022	10/2/2023	3/1/2024						
Scotland Neck, Town of	\$1,513,130		PF	0%	2031 (Small)	5/17/2023			Replace ±8,550 LF of waterlines and all appurtenances.	0	Infrastructure Rehabilitation		Transmission and Distribution	Assist Compliant Systems to Maintain Compliance
Fuquay Varina	\$15,000,000				2032	(u)			WTP Expansion.	0	Infrastructure Expansion		Treatment	Assist Compliant Systems to Maintain Compliance
Siler City	\$826,355		PF	R	2033 (Small)	12/16/2022			Install a new Booster Pump Station and ±5,660 LF of 2-in - 4 - in waterline to improve service to low-pressure area.	0	Infrastructure Expansion		Compliance	Achieve Compliance

Status of Recent Projects: Drinking Water State Revolving Fund

(Data pull: July 2023)

Owner	Cost	ASADRA	Loan Type*	Co-Funded?	Project Number	Engineering Report	Plans & Specs	Contract	Description	County	Priority Rating	Project Type	Federal Needs Category	Compliance Category
Lucama	\$1,405,000		PF	0%	2034 (Small)	12/19/2022			Replace ±4,000 feet waterline and install new 100K gal EST.	0		Infrastructure Expansion	Compliance	Assist Compliant Systems to Maintain Compliance
Junaluska Sanitary District	\$3,961,316				2035 (Small)	2/9/2023			Replace ±15,500 LF of 2-inch and 3-inch waterline with 6-inch waterline.	0		Infrastructure Rehabilitation	Transmission and Distribution	Assist Compliant Systems to Maintain Compliance
Total Encumbrances September 2021		\$22,705,801												
May 2022 Deadlines						5/1/2023	3/1/2024	8/1/2024						
Scotland Neck, Town of	\$45,042		PF	x	2040 (Small)	5/17/2023			Replace 19,250 LF of water main; Radio read meters; New 500 kgal elevated storage tank, and new SCADA system.	Halifax		Infrastructure Rehabilitation	Transmission and Distribution	Assist Compliant Systems to Maintain Compliance
McAdenville, Town of	\$2,018,798				2036 (Small)	(v)			Replace 6,500 LF waterline.	Gaston		Infrastructure Rehabilitation	Transmission and Distribution	Assist Compliant Systems to Maintain Compliance
Sanford, City of	\$20,000,000		PF	R	2025	(w)			Expand WTP to 30 MGD (funding also coming from Fuquay Varina and Holly Springs).	Lee		Infrastructure Expansion	Treatment	Achieve Compliance
Beech Mountain, Town of	\$58,480				2023 (Small)	(x)			Replace 22,700 LF waterlines	Watauga		Infrastructure Rehabilitation	Transmission and Distribution	Assist Compliant Systems to Maintain Compliance
Fuquay-Varina, Town of	\$20,000,000				2032	(y)			Expand Sanford WTP to provide 6 MGD to the Town of Fuquay-Varina and 4 MGD to Holly Springs	Wake		Infrastructure Expansion	Treatment	Achieve Compliance
Laurinburg, City of	\$7,150,000				2024	12/3/2021			Replace 11,800LF water main.	Scotland		Infrastructure Rehabilitation	Transmission and Distribution	Assist Compliant Systems to Maintain Compliance
Andrews, Town of	\$250,397		PF	x	2038 (Small)	5/1/2023			Replace 4,400 LF transmission main.	Cherokee		Infrastructure Rehabilitation	Transmission and Distribution	Assist Compliant Systems to Maintain Compliance
Total Encumbrances May 2022		\$49,522,717												
September 2022 Deadlines						9/1/2023	7/1/2024	12/31/2024						
Pittsboro, Town of	\$12,240,000		PF		2043				This project will add new Ultraviolet-Advanced Oxidation Process (UV/AOP) post-treatment system with 2 MGD capacity, a new post-treatment equipment housing, piping to connect the systems, and associated electrical equipment, instrumentation, and controls.	Chatham		Infrastructure Rehabilitation	Achieve Compliance	Achieve Compliance
Pittsboro, Town of	\$5,680,000		PF		2042				This project will install new GAC or IX contactors to treat the WTP's 2MGD capacity for PFAS. The project will also install a new 2 MGD pump station to feed the plant's post treated water.	Chatham		Infrastructure Rehabilitation	Compliance	Achieve Compliance
Sanford, City of	\$25,000,000		PF	0%	2032				Expansion of Sanford WFF from 10 to 30 MGD. Replace raw water intake, pumps, and add repetitive transmission line parallel to existing 30 in main.	Lee		Infrastructure Expansion	Treatment	Achieve Compliance
Gray's Creek Water and Sewer District	\$10,128,984		PF	R	x	2041			Extend 25,690 LF of 2-inc, 109,950 LF of 8-inch, 51,750 LF of 12-inch, and 11,300 LF of 16-inch waterlines to serve 1,028 residence and two elementary schools.	Cumberland	Other		transmission	providing service to contaminated wells
Rocky Point Topsail Water & Sewer	\$25,000,000				2007				Add 27,700 LF of 20-inch diameter waterline; groundwater well field with conveyance to the WTP; new 3 MGD reverse osmosis treatment; chemical dosing; ground storage tanks; high service pump; concentrate discharge pump station.	Pender		Infrastructure Expansion	Treatment	Achieve Compliance
Oxford, City of	\$3,644,695		PF	R	2044				This project will replace 6,400 LF of 6", 8", and 12" water lines in order to modernize some lines that don't meet current state codes, are in poor condition, and can be between 50 to 100 years old. These replacements will cut down on costly repairs and lost time due to pipe failures.	Granville		Infrastructure Rehabilitation	Treatment	Achieve Compliance
Fuquay-Varina, Town of	\$5,000,000				2032				Sanford WFF expansion: raw water pump station and transmission, treatment & installation of a new rapid mix, four new sedimentation basins, new GAC contactors, new finish water pump station, new chemical building, solids handling facility, stand by generator, electrical system, HVAC and plumbing upgrades.	Wake		Infrastructure Expansion	Treatment	Achieve Compliance

¹ Projects designated as FFATA projects.
 (a) Town has had difficulty acquiring property for project.
 (b) Delay to staffing change at Town.
 (g) Project progressing in phases using GUC's own workforce.
 (c) Delayed due to higher than expected bids.
 (d) Delayed due to increase in bids.
 (h) Designs were delayed due to changes in scope from the original project.
 (i) Delayed due to property acquisition issues.
 (j) The project has been delayed due to land acquisition issues.
 (l) Delayed due to other issues within system.
 (q) Consultant has changed on project, slowing progress.

Status of Recent Projects: Drinking Water State Revolving Fund

(Data pull: July 2023)

Owner	Cost	ASADRA	Loan Type*	Co-Funded?	Project Number	Engineering Report	Plans & Specs	Contract	Description	County	Priority Rating	Project Type	Federal Needs Category	Compliance Category
-------	------	--------	------------	------------	----------------	--------------------	---------------	----------	-------------	--------	-----------------	--------------	------------------------	---------------------

(r) Contract with consulting engineer was delayed, thus delaying all of the milestones.

(s) More funding has been added as per the most recent round. It is compliant with the LOIF timelines from 2022.

(t) Approval being drafted

(u) See WIF 2025 for shift in deadlines.



Appendix P
DWSRF Annual Set-Aside Report for FY 2022-2023



Summary Report Drinking Water State Revolving Fund Set-Aside Program

The following report on set-asides is presented in the order described in the approved Intended Use Plans.

I. Program Administration (up to Four Percent of Capitalization Grant)

The DWSRF is administered by the Division of Water Infrastructure. This set-aside is used for salaries and associated expenses of personnel devoting time to program administration, as outlined in the Intended Use Plan.

II. Technical Assistance for Small Systems (Up to Two Percent of Capitalization Grant)

The North Carolina Public Water Supply (PWS) Section of the Division of Water Resources continued to provide technical assistance to water systems serving a population of less than 10,000 consumers. Funding from this set-aside was used jointly by the NCPWS Section and the North Carolina Rural Water Association (NCRWA) to maintain work plan activities as required to achieve maximum utilization.

A contractual agreement with NCRWA was continued to support a circuit rider position that provided technical assistance to 871 contacts of technical assistance during the period from July 1, 2022 to June 30, 2023. These contacts involved dialog with water system personnel in accordance with the objectives and methods described in the activities and assistance within the Intended Use Plan.

The PWS Section continued to utilize this set-aside to support positions in Regional Offices. Overall, PWS Section staff conducted a total of 6,033 site visits to small systems, including, 2,133 sanitary surveys of small systems during calendar year 2022 (data entry had not been completed for all fiscal year 2023 site visits at the time data was pulled from SDWIS for this report).

III. State Program Management Functions (Up to Ten Percent of Capitalization Grant)

Performance with this section is measured and evaluated as adherence to the terms and conditions of the PWSS Supervision Program workplan and Government Performance and Results Act performance measures, reported in SDWIS and compiled directly by EPA. In addition, this set-aside is used to support a Source Water Protection (SWP) Program Engineer, who coordinates the development, implementation, and management of a statewide Drinking Water Protection (DWP) Program.

Highlights of the DWP Program include the update of source water assessments, creation of GIS tools, maintenance of inter-agency partnerships, wellhead protection planning, and participation in the rule-making process to require protection plans for the state's surface water systems. Program accomplishments are further detailed in the Source Water Protection Report submitted to EPA.

IV. Local Assistance and Other State Programs (Up to Fifteen Percent of Capitalization Grant)

Wellhead Protection

Public water systems in North Carolina rely on support from the PWS Section Regional Office (RO) staff when faced with water supply problems or establishment of new ground water wells. RO staff assistance improves operation and compliance with the Safe Drinking Water Act and serves as front line enforcement of regulations regarding the siting of new wells with respect to existing and potential sources of contamination. RO staff also inspect groundwater systems for construction and contaminant issues that can impact the source supply, as well as investigate potential incidences of contamination. In addition to RO staff, this set-aside supports a hydrogeologist who coordinates the implementation and management of the state's Wellhead Protection (WHP) Program.

The WHP Program continued to implement a process for the review and approval of local WHP plans, including the evaluation and review of draft wellhead protection area delineations. In addition, the WHP Program continued to develop and maintain an MS Access database for tracking WHP Program information. At the end of the reporting period there were 159 active WHP plans covering 176 PWS systems comprising 1,013 wells serving a population of 1,104,478 consumers.

The NCPWS Section administered a contractual agreement with NCRWA to provide assistance to public water systems in the development of local WHP plans. Many of these systems are small systems that lack the technical and financial resources to pursue drinking water protection on their own. Under conditions of the contract, NCRWA provided on-site technical assistance in the development and implementation of WHP plans customized to individual communities. This activity included guidance to identify potential contaminants and effective actions to prevent contaminants from entering their drinking water supply.

Capacity Development

The PWS Section continued to utilize this set-aside to support positions that provide direct support to water systems as they pursue Capacity Development goals and compliance with the Safe Drinking Water Act, and provide oversight for the Capacity Development Program. Working in conjunction with other regional office staff, these positions review water systems' financial and managerial capabilities, perform sanitary surveys and site visits, provide technical assistance and training, and develop strategies to improve system capacity.

Detailed accomplishments are documented and reported annually to EPA in the *North Carolina Capacity Development Report for Public Water Systems*. Overall, PWS Section staff conducted a total of 6,006 site visits, including, 2,121 sanitary surveys for all systems (including small systems) during calendar year 2022. Data entry was not complete for fiscal year 2023 site visits at the time data was pulled from SDWIS for this report.

Table 1 on the next page shows the actual expenditures on non-project set-asides during the reporting year.

Table 1. Set Aside Amounts Spent in FY 2022-2023		
Name of Non-Project Set-Aside	Amount Spent	Previous Year (2021-2022) Amount Spent
1. Administration -- up to 4%	\$1,161,031	\$1,528,170
2. State Program Management Functions -- up to 10%	\$2,552,578	\$2,708,922
3. Technical Assistance -- up to 2%	\$418,132	\$417,825
4. Local Assistance and Other State Programs (up to 15%)		
a. Land Acquisition	\$0	\$0
b. Wellhead Protection	\$1,460,220	\$1,247,231
c. Capacity Development	\$1,910,236	\$2,203,825
<i>Total Local Assistance and Other State Program:</i>	<i>\$3,370,456</i>	<i>\$3,451,056</i>
Sum of Non-Project Set-Asides	\$7,502,197	\$8,105,973



Appendix Q
State Reserve Construction Projects Funded by Division in
FY 2022-2023



Construction Projects Funded by the State Reserve Program for FY 2022-2023
(Data Pull: 8-2023)

Owner	Project Name	Funding Source	Funding Program	Project Number	ARPA	ARPA Status	Co-Funded?	Grant Percentage	Appropriated Amount*	ARPA Grant Amount [†]	Non-ARPA Grant Amount	Total Funding	Description	County
May 2022 Funding Round														
Siler City	Sewer Rehabilitation	SWWR	WWSR-G	SRP-W-ARP-0139	x	All Other	x	100%		\$3,000,000		\$3,000,000	Replacement of 19,560 LF of 8-inch gravity sewer, manholes and service laterals	Chatham
Burnsville	Bakers Creek Pump Station Improvements	SWWR	WWSR-G	SRP-W-ARP-0140	x	At-Risk		100%		\$599,500		\$599,500	Replace of 1.7 MGD Pump Station	Yancey
Littleton	Wastewater Treatment Plant Improvements	SWWR	WWSR-G	SRP-W-ARP-0056	x	At-Risk		100%		\$2,000,000		\$2,000,000	Rehabilitation of clarifier and pump station, replacement of headworks, chemical feed building, dichlorination, influent and grinder pumps and improvements of sludge drying beds and SCADA	Halifax
Lake Waccamaw	Phase 6 Sewer Improvements	SWWR	WWSR-G	SRP-W-ARP-0142	x	At-Risk		100%		\$9,198,450		\$9,198,450	Improve Collection system and WWTP. Replace lift stations and WWTP headworks, install emergency generators, replace/rehab 50 manholes, install activated sludge unit.	Columbus
Burnsville	Main Sewer Interceptor Improvements (East)	SWWR	WWSR-G	SRP-W-ARP-0143	x	At-Risk		100%		\$2,153,570		\$2,153,570	Replace 6,800 LF of main sewer interceptor	Yancey
Pittsboro	Find It & Fix It Sewer Rehabilitation	SWWR	WWSR-G	SRP-W-ARP-0144	x	All Other		100%		\$4,450,000		\$4,450,000	I&I reduction in Robeson Creek basin. Repairs to 88,000 lf of gravity sewer, four pump stations and forcemain.	Chatham
Yadkin Valley Sewer Authority	Floodplain Resiliency Collection System Improvements	SWWR	WWSR-G	SRP-W-ARP-0145	x	All Other		100%		\$1,088,400		\$1,088,400	Collection system rehab. Raise and seal 42 manholes, rehab 17 manholes, replace 1 manhole, replace 510 lf of gravity sewer, 18" gravity sewer aerial crossing, ten spot repairs of gravity line.	Surry
Clinton	Wastewater Treatment Plant Resiliency Improvements	SWWR	WWSR-G	SRP-W-ARP-0146	x	All Other		100%		\$2,558,000		\$2,558,000	Relocate and replace influent screen and influent pump station outside 100-year and 500-year flood elevation. Supplemental funding for ASADRA project CS370425-07.	Sampson
Roseboro	Rehabilitation/Replacement	SWWR	WWSR-G	SRP-W-ARP-0147	x	At-Risk		100%		\$6,415,760		\$6,415,760	Rehab/replace 21,880 lf gravity sewer. Current CDBG and Appropriation project to eliminate I&I underway.	Sampson
Yadkin Valley Sewer Authority	2022 Collection System Improvements	SWWR	WWSR-G	SRP-W-ARP-0148	x	All Other		100%		\$3,911,600		\$3,911,600	Rehab 72 manholes and 27,060 LF gravity sewer. Replace 4,700' of sewer	Surry
Clinton	WWTP Electrical Service Resiliency and Reliability Improvements	SWWR	WWSR-G	SRP-W-ARP-0149	x	All Other	x	100%		\$2,442,000		\$2,442,000	Install Generator and replace electrical infrastructure	Sampson
Bryson City	WWTP Improv.	SWWR	WWSR-G	SRP-W-ARP-0150	x	At-Risk	x	100%		\$15,000,000		\$15,000,000	Replace WWTP with oxidation ditch, expanding capacity from 0.6 to 1.2 MGD, New lab, office. Replace and expand sewer main to plant. Ceramic lining of sewer.	Swain
Haw River	Lang Steet Pump Station	SWWR	WWSR-G	SRP-W-ARP-0151	x	At-Risk		100%		\$5,000,000		\$5,000,000	Replace pump station w/protection from 100-year flood elevation.	Alamance
Fayetteville Public Works Commission	SS Main Rehab	SWWR	WWSR-G	SRP-W-ARP-0152	x	All Other		100%		\$4,973,845		\$4,973,845	Rehab 72,800 lf gravity sewer.	Cumberland
Wadesboro	Collection System Improvements	SWWR	WWSR-G	SRP-W-ARP-0153	x	At-Risk		100%		\$9,556,500		\$9,556,500	Replace 16,250 lf gravity sewer and manholes, replace lift station.	Anson
Parkton	Sewer System Improvement	SWWR	WWSR-G	SRP-W-ARP-0154	x	At-Risk		100%		\$4,928,210		\$4,928,210	Replace 17,150 lf gravity sewer, 60 manholes, service laterals, with relocation out of 500-year floodplain. Replace gravity sewer with new lift station.	Robeson
Morehead City	2022 ARPA WWTP Improvements Project	SWWR	WWSR-G	SRP-W-ARP-0155	x	All Other	x	100%		\$5,000,000		\$5,000,000	WWTP improvements, including pH control and polymer feed for metals removal, effluent storage, pumping, and outfall.	Carteret
Marion	Clinchfield Subbasin Rehab/Replacement	SWWR	WWSR-G	SRP-W-ARP-0156	x	At-Risk		100%		\$3,244,430		\$3,244,430	Rehab 8,650 lf gravity sewer and 100 manholes, and rehab/replace pump station.	McDowell
Farmville	Middle Swamp Sanitary Sewer Outfall Relocation	SWWR	WWSR-G	SRP-W-ARP-0157	x	At-Risk		100%		\$4,431,000		\$4,431,000	Relocate/replace 5,000 lf outfall and 15 manholes outside of 100- and 500-year FE.	Pitt
Selma	Collection System Improvements	SWWR	WW SL 2022-74	SRP-W-ARP-0233	x	At-Risk		100%		\$8,250,000		\$8,250,000	Relocate pump station out of 100-yr FE, repair pump station, CCTV find and fix 54,000 lf sewer.	Johnston
Jamesville	WWTP upgrade	SWWR	WW SL 2022-74	SRP-W-ARP-0234	x	At-Risk		100%		\$3,816,250		\$3,816,250	Replace WWTP with new SBR with UV, new headworks, electrical and generator.	Martin
Tabor City	WWTP Upgrades Phase 3	SWWR	WW SL 2022-74	SRP-W-ARP-0235	x	At-Risk		100%		\$5,089,000		\$5,089,000	Upgrade WWTP with new generator, headworks, additional tertiary filters, clarifier rehab/replacement.	Columbus
Brevard	Sewer Pump Station Rehabilitation and Replacement	SWWR	WW SL 2022-74	SRP-W-ARP-0236	x	At-Risk		100%		\$2,873,000		\$2,873,000	Replace two pump stations, and 600 lf force main; install backup generator for another lift station.	Transylvania
Garland	Wastewater Treatment Plant Improvements	SWWR	WW SL 2022-74	SRP-W-ARP-0237	x	At-Risk		100%		\$2,880,000		\$2,880,000	Rehab lagoon WWTP with new comminutor and chlorine contact; relocate dichlorination.	Sampson
Jamesville	Sewer System Rehabilitation	SWWR	WW SL 2022-74	SRP-W-ARP-0238	x	At-Risk		100%		\$3,344,665		\$3,344,665	Inspect/rehab 37,357 lf sewer and manholes; replace pumps, generator and transfer switch at one pump station.	Martin

**Construction Projects Funded by the State Reserve Program for FY 2022-2023
(Data Pull: 8-2023)**

Owner	Project Name	Funding Source	Funding Program	Project Number	ARPA	ARPA Status	Co-Funded?	Grant Percentage	Appropriated Amount*	ARPA Grant Amount†	Non-ARPA Grant Amount	Total Funding	Description	County
Thomasville	Rains Road PS Upgrade	SWWR	WW SL 2022-74	SRP-W-ARP-0239	x	All Other	x	100%		\$4,000,000		\$4,000,000	Upgrade/upsized pump station and associated force main.	Davidson
Wilkesboro	Wilkesboro Cub Creek WWTP Expansion	SWWR	WW SL 2022-74	SRP-W-0208	x	Distressed		100%		\$15,000,000		\$15,000,000	WWTP expansion from 4.9 to 9 MGD.	Wilkes
River Bend	WWTP Enhancements	SWWR	WW SL 2022-74	SRP-W-ARP-0241	x	At-Risk		100%		\$9,108,500		\$9,108,500	WWTP rehab (new headworks, flow meters, samplers); rehab surge tank and treatment units; relocate/rehab chlorination/dichlorination; install aerobic digester and SCADA.	Craven
Tabor City	Sanitary Sewer Improvements	SWWR	WW SL 2022-74	SRP-W-ARP-0242	x	At-Risk		100%		\$6,375,000		\$6,375,000	Replace 2,600 lf sewer and manholes; rehab and install emergency generators at three pump stations	Columbus
Tyrrell County	Old Hwy 64 Sewer Extension	SWWR	WW SL 2022-74	SRP-W-ARP-0243	x	At-Risk		100%		\$5,000,000		\$5,000,000	Extend low pressure sewer to 49 homes, including 25,000 lf pressure sewer and grinder pump stations.	Tyrrell
Eden	N. Aeration Basin Repair Renovations	SWWR	WW SL 2022-74	SRP-W-ARP-0244	x	At-Risk		100%		\$9,148,000		\$9,148,000	Complete rehab/replacement of one aeration basin, including SCADA integration.	Rockingham
Oxford	Sewer System Improvements and Enhancement, Phase 5	SWWR	WW SL 2022-74	SRP-W-ARP-0245	x	All Other	x	100%		\$5,000,000		\$5,000,000	Rehab 14,000 lf sewer.	Granville
Chadbourn	2022 Sewer Collection System Improvements	SWWR	WW SL 2022-74	SRP-W-ARP-0246	x	At-Risk		100%		\$4,860,000		\$4,860,000	Replace 5,975 lf sewer, 19 manholes; rehab four pump stations.	Columbus
Henderson	Sandy Creek Basin Sewer Rehab	SWWR	WW SL 2022-74	SRP-W-0187	x	At-Risk		100%		\$5,000,000		\$5,000,000	Find/fix rehab 39,000 lf sewer.	Vance
Southern Pines	Southern Pines Sewer Rehabilitation and Replacement	SWWR	WW SL 2022-74	SRP-W-ARP-0248	x	All Other		100%		\$4,999,950		\$4,999,950	Replace 17,296 lf sewer; CCTV additional sewer.	Moore
Troutman	Sewer Collection Rehabilitation	SWWR	WW SL 2022-74	SRP-W-ARP-0249	x	All Other	x	100%		\$1,655,000		\$1,655,000	CCTV 42,000 lf sewer; CIPP 21,000 lf sewer; repair/replace 20 services, 10 point repairs, and 142 manholes.	Iredell
Claremont	PS Improv-Elimination Proj.	SWWR	WWSR-G	SRP-W-ARP-0158	x	All Other		100%		\$1,338,670		\$1,338,670	Replace/downsize one pump station; replace pumps in four pump stations; backup power for three pump stations.	Catawba
Robersonville	WWTP Improvements	SWWR	WW SL 2022-74	SRP-W-ARP-0250	x	Distressed		100%		\$6,000,000		\$6,000,000	Pretreatment evaluation, flood protection measures, 600 KW generator for WWTP, improvements of disinfection system, install SCADA	Martin
Farmville	Housing Authority SS Improvements	SWWR	WW SL 2022-74	SRP-W-ARP-0251	x	At-Risk		100%		\$3,580,000		\$3,580,000	Replacement of 4,000LF of 8-inch gravity sewer and manholes and rehabilitation of pump station	Pitt
Mount Airy	WWTP Planning Grant	SWWR	SRP-WWP/PCPG	SRP-W-ARP-0252	x	All Other		100%		\$200,000		\$200,000	Collect WW and treatment capability data, develop a biological process model, develop alternative treatment options and prepare preliminary engineering report	Surry
Beaufort	WW PS Improvements PCPG	SWWR	SRP-WWP/PCPG	SRP-W-ARP-0253	x	All Other		100%		\$225,000		\$225,000	Preconstruction grant request to cover preliminary engineering cost for a project	Carteret
Littleton	Pump Station Rehabilitation Planning	SWWR	SRP-WWP/PCPG	SRP-W-ARP-0254	x	At-Risk		100%		\$276,500		\$276,500	Rehab 6 pump stations, add SCADA, and quick connect bypass, safety rails, replace discharge pipe and check valves	Halifax
Scotland County	Wagram WWTP Evaluation, Planning & Upgrade, PCPG	SWWR	SRP-WWP/PCPG	SRP-W-ARP-0255	x	At-Risk		100%		\$400,000		\$400,000	preliminary evaluation of existing inactive Wagram WWTP, pump station, and collection system; update NCDEQ permit.	Scotland
Washington	Cherry Run PS & 5th St FM Replacement PCPG	SWWR	SRP-WWP/PCPG	SRP-W-ARP-0256	x	All Other		100%		\$250,000		\$250,000	Replace 6,600 lf force main and appurtenances; rehab one pump station.	Beaufort
Lexington	LRWWTP Solids Handling Improvements PCPG	SWWR	SRP-WWP/PCPG	SRP-W-ARP-0257	x	At-Risk		100%		\$400,000		\$400,000	Replace solids handling equipment with new belt filter presses, including chemical feed, wet cake bins, thermal dryer and storage siloes.	Davidson
Warren County	Pleasant Hill Pump Station Replacement	SWWR	SRP-WWP/PCPG	SRP-W-ARP-0258	x	At-Risk		100%		\$155,500		\$155,500	Replace pump station and manhole; install new emergency generator and SCADA.	Warren
Conover	North East WWTP Improvements	SWWR	SRP-WWP/PCPG	SRP-W-ARP-0259	x	All Other		100%		\$400,000		\$400,000	Preconstruction grant request for engineering and admin. costs for WWTP rehab. project	Catawba
Kinston	Oliver Glass Sewimprv Prelim-Eng	SWWR	SRP-WWP/PCPG	SRP-W-ARP-0260	x	All Other		100%		\$400,000		\$400,000	Preliminary engineering: rehab/expand pump station and elevate controls above 100-yr FE; new bar screen, standby generator, and SCADA; replace and upsize	Lenoir
Sanford	Sanford WWTP Expansion PCPG	SWWR	SRP-WWP/PCPG	SRP-W-ARP-0261	x	At-Risk		100%		\$400,000		\$400,000	Pre-construction study on WWTP capacity needs and alternatives.	Lee
High Point	White Mill Pump Station, Force Main Extension, and LaSalle Siphon Improvements Preliminary Engineering	SWWR	SRP-WWP/PCPG	SRP-W-ARP-0262	x	All Other		100%		\$400,000		\$400,000	Preliminary design for replacement of pump station, forcemain extension and siphon.	Guilford

Construction Projects Funded by the State Reserve Program for FY 2022-2023
(Data Pull: 8-2023)

Owner	Project Name	Funding Source	Funding Program	Project Number	ARPA	ARPA Status	Co-Funded?	Grant Percentage	Appropriated Amount*	ARPA Grant Amount [†]	Non-ARPA Grant Amount	Total Funding	Description	County
Warren County	Eatons Ferry Sewer Extension Pre-Construction Planning Grant	SWWR	SRP-WWPCPG	SRP-W-ARP-0263	x	At-Risk		100%		\$400,000		\$400,000	install three new pump stations and 41,200 lf forcemain to serve water customers in new development.	Warren
Washington	WWTP Expansion Study PCPG	SWWR	SRP-WWPCPG	SRP-W-ARP-0264	x	All Other		100%		\$400,000		\$400,000	Pre-construction study on increasing treatment capacity and retrofitting system for biological nutrient removal.	Beaufort
Nashville	Stoney Creek Outfall Rehab ***PRECONSTRUCTION \$85,000***	SWWR	SRP-WWPCPG	SRP-W-ARP-0265	x	At-Risk		0%		\$85,000		\$85,000	Preconstruction grant request for Stoney Creek Outfall Rehabilitation Project	Nash
Nash County	Northern Nash Water System Improvements-Phase 2	SDWR	DWSR-G	SRP-D-ARP-0106	x	At Risk (D/U)		100%		\$12,775,170		\$12,775,170	Extend Waterlines to interconnect Nash County area II and Northern Nash WS.	Nash
McDowell County	Hoppy Tom Hollow Road Water Project	SDWR	DWSR-G	SRP-D-ARP-0107	x	At Risk (D/U)		100%		\$815,437		\$815,437	Waterline extension to provide water to a Potentially Underserved Block Group	McDowell
McAdenville	Water System Improvements Project	SDWR	DWSR-G	SRP-D-ARP-0108	x	All Other		100%		\$3,269,750		\$3,269,750	Replace 3,000 LF of waterline; Interconnection between the town's two	Gaston
Greenevers	Hargroves Rd. & Pasture Branch Water Extension	SDWR	DWSR-G	SRP-D-ARP-0109	x	At Risk (D/U)		100%		\$1,300,466		\$1,300,466	Install water lines for 63 new connections in underserved areas.	Duplin
Peachland	Phase 1 Water Improvements	SDWR	DWSR-G	SRP-D-ARP-0110	x	At-Risk		100%		\$5,709,055		\$5,709,055	Replace 31,870 LF of watermain and add 2,725 LF of lines to achieve looping .	Anson
Jamesville	Water Treatment Plant Replacement	SDWR	DWSR-G	SRP-D-ARP-0111	x	At-Risk		100%		\$4,627,500		\$4,627,500	Replace filter; New treatment buildings; Standby generator.	Martin
Carthage	Interconnection, Raw Water PS & Water Treatment Rehabilitation	SDWR	DWSR-G	SRP-D-ARP-0112	x	At-Risk		100%		\$8,489,500		\$8,489,500	New interconnection with Moore County, Rehab of existing raw water pump station,	Moore
Hobgood	David Mayer Road Water Main Replacement	SDWR	DWSR-G	SRP-D-ARP-0113	x	At-Risk		100%		\$496,590		\$496,590	Replace 4,900 LF of waterline.	Halifax
Sampson County	Ivanhoe Water System	SDWR	DWSR-G	SRP-D-ARP-0114	x	At Risk (D/U)		100%		\$13,283,000		\$13,283,000	Add two wells, treatment, water storage tank, backup generator, electrical and	Sampson
Grimesland	Grimesland Water Line Replacement Project	SDWR	DWSR-G	SRP-D-ARP-0115	x	At-Risk		100%		\$3,105,395		\$3,105,395	Replace 11,500 LF of waterline and extend 1,130 LF to create loops (<10%), and the	Pitt
Columbus County Water District IV	Water System Improvements - Lakeland Village Subdivision	SDWR	DWSR-G	SRP-D-ARP-0116	x	At-Risk		100%		\$772,198		\$772,198	Replace 6,000 LF of water mains along with fire hydrants, fittings and water services.	Columbus
Landis	Mt. Moriah Church Rd. - N. Main St. Water Line Replacements	SDWR	DWSR-G	SRP-D-ARP-0117	x	At-Risk		100%		\$2,120,500		\$2,120,500	Replace 10,783 LF waterlines	Rowan
Edgecombe County	2022 Eagles Road Water Line Extension	SDWR	DWSR-G	SRP-D-ARP-0118	x	At Risk (D/U)		100%		\$1,126,850		\$1,126,850	Install water line and 20 new services to Disadvantaged Area.	Edgecombe
McAdenville	Water Line Rehabilitation	SDWR	DWSR-G	SRP-D-ARP-0119	x	All Other	x	100%		\$1,730,250		\$1,730,250	Replace 6,500 LF waterline.	Gaston
Farmville	/Cast Iron Waterline Rehabilitation	SDWR	DWSR-G	SRP-D-ARP-0120	x	At-Risk		100%		\$2,454,000		\$2,454,000	Replace 3,300 LF waterlines and rehabilitate 5,000 LF waterlines.	Pitt
Magnolia	Water Line Replacement Project	SDWR	DWSR-G	SRP-D-ARP-0121	x	At-Risk		100%		\$1,686,980		\$1,686,980	Replace 13,600 LF of water lines.	Duplin
Magnolia	Well Generator Project	SDWR	DWSR-G	SRP-D-ARP-0122	x	At-Risk		100%		\$142,875		\$142,875	Replace stand-by power generator.	Duplin
Rhodiss	2022 Bridge Water Line Replacement Project	SDWR	DW SL 2022-74	SRP-D-ARP-0213	x	At-Risk		100%		\$610,000		\$610,000	Replace the existing water line and install a pressure reducing valve vault	Burke-Caldwell
Beulaville	2022 Water System Improvements	SDWR	DW SL 2022-74	SRP-D-ARP-0214	x	At-Risk		100%		\$3,460,000		\$3,460,000	Replace ~15,100 LF waterlines.	Duplin
Burnsville	Bolens Creek Raw Water Lines and Cane River Intake Improvements	SDWR	DWSR-G	SRP-D-ARP-0123	x	At-Risk		100%		\$2,221,191		\$2,221,191	Replace ~15,300 LF water main, new pumps and intake screen, and upgrade of the	Yancey
Burnsville	Main Street, Bennett Street, and Glendale Avenue Waterline Improvements	SDWR	DWSR-G	SRP-D-ARP-0124	x	At-Risk		100%		\$5,849,527		\$5,849,527	Replace waterlines	Yancey
Sims	Elevated Storage Tank Rehabilitation	SDWR	DW SL 2022-74	SRP-D-ARP-0215	x	At-Risk		100%		\$294,684		\$294,684	Rehab of the 75,000 gallon elevated water storage tank with SCADA and standby	Wilson
Roseboro	2022 Water System Improvements	SDWR	DW SL 2022-74	SRP-D-ARP-0216	x	At-Risk		100%		\$2,536,000		\$2,536,000	Rehabilitate Well; Replace 2,000 LF waterline	Sampson
Wilson	Phase II Waterline Replacement	SDWR	DWSR-G	SRP-D-ARP-0125	x	All Other		100%		\$3,723,080		\$3,723,080	Replace 6,900 LF waterline.	Wilson
Beech Mountain	2022 Water System Rehabilitation Project	SDWR	DWSR-G	SRP-D-ARP-0126	x	All Other	x	100%		\$4,000,000		\$4,000,000	Replace 22,700 LF waterlines	Watauga
Fuquay-Varina	Sanford WTP Expansion	SDWR	DWSR-G	SRP-D-ARP-0127	x	All Other	x	100%		\$9,000,000		\$9,000,000	Expand Sanford WTP to provide 6 MGD to the Fuquay-Varina and 4 MGD to Holly	Wake
Burnsville	Burnsville Water Treatment Plant Improvement Project	SDWR	DWSR-G	SRP-D-ARP-0128	x	At-Risk		100%		\$1,345,706		\$1,345,706	Redirect WTP solids to WW collection system to eliminate NPDES discharge; and	Yancey
Haw River	Small Waterline Replacement	SDWR	DW SL 2022-74	SRP-D-ARP-0217	x	At-Risk		100%		\$3,500,000		\$3,500,000	Replace 10,200 LF of waterlines; 14 fire hydrants	Alamance
Sims	Well 3 Rehabilitation	SDWR	DW SL 2022-74	SRP-D-ARP-0218	x	At-Risk		100%		\$385,041		\$385,041	Replace pumping equipment, controls, valves, chemical feed, and add SCADA to	Wilson
Candor	2022 Water System Improvements	SDWR	DW SL 2022-74	SRP-D-ARP-0219	x	At-Risk		100%		\$3,528,180		\$3,528,180	Replace ~12,970 LF waterlines and associated appurtenances.	Montgomery
Columbia	2022 ARPA Water System Improvement Project	SDWR	DW SL 2022-74	SRP-D-ARP-0220	x	At-Risk		100%		\$6,130,000		\$6,130,000	Replace ~29,800 LF waterlines and associated appurtenances; Replace filter	Tyrell
Ocracoke Sanitary District	Water Tank Replacement	SDWR	DW SL 2022-74	SRP-D-ARP-0221	x	At-Risk		100%		\$5,603,000		\$5,603,000	Replace elevated water tank, 48 fire hydrants and 20 flushing hydrants.	Hyde
Pittsboro	Water Treatment Plant Addition	SDWR	DWSR-G	SRP-D-ARP-0129	x	All Other		100%		\$550,000		\$550,000	Install a new 2 train Ultraviolet-Advanced Oxidation Process to treat 1.4 Dioxane in	Chatham

Construction Projects Funded by the State Reserve Program for FY 2022-2023
(Data Pull: 8-2023)

Owner	Project Name	Funding Source	Funding Program	Project Number	ARPA	ARPA Status	Co-Funded?	Grant Percentage	Appropriated Amount*	ARPA Grant Amount [†]	Non-ARPA Grant Amount	Total Funding	Description	County
Brevard	Brevard WTP Improvements	SDWR	DW SL 2022-74	SRP-D-ARP-0222	x	At-Risk		100%		\$4,929,000		\$4,929,000	Replace: clear well , transfer pumps, finish water pumps, backwash pumps, generator,	Transylvania
Parkton	Well Replacement Project	SDWR	DW SL 2022-74	SRP-D-ARP-0223	x	At-Risk		100%		\$1,196,250		\$1,196,250	Construct a new well to replace a contaminated off-line Well.	Robeson
Asheville	Mills River WTP Phase II Rehabilitation Project	SDWR	DW SL 2022-74	SRP-D-ARP-0224	x	All Other		100%		\$5,000,000		\$5,000,000	Rehab 7.5-MGD Mills River Treatment Plant with no expansion	Buncombe
Highlands	Dog Mountain Road Water System Improvement Project	SDWR	DWSR-G	SRP-D-ARP-0130	x	All Other		100%		\$3,386,495		\$3,386,495	Replace storage tank and booster pumps; Replace 7,797 LF water line.	Macon
Greenville Utilities Commission	GUC Watermain Rehabilitation (Phase III)	SDWR	DW SL 2022-74	SRP-D-ARP-0225	x	All Other		100%		\$5,000,000		\$5,000,000	Rehab/replace 12,000 LF water main.	Pitt
Andrews	Andrews Water Line Replacement	SDWR	DW SL 2022-74	SRP-D-ARP-0226	x	Distressed	x	100%		\$1,829,903		\$1,829,903	Replace 4,400 LF transmission main.	Cherokee
Ahoskie	Water System Rehabilitation	SDWR	DW SL 2022-74	SRP-D-ARP-0227	x	At-Risk		100%		\$4,195,900		\$4,195,900	Replace 19,500 LF of water lines.	Hertford
Ayden	Cannon Street Waterline Replacement	SDWR	DW SL 2022-74	SRP-D-ARP-0228	x	At-Risk		100%		\$906,000		\$906,000	Replace 2,600 LF waterlines.	Pitt
Red Springs	Red Springs water Distribution System Rehabilitation	SDWR	DW SL 2022-74	SRP-D-ARP-0229	x	At-Risk		100%		\$7,181,373		\$7,181,373	Replace 13,000 LF waterlines.	Robeson
Holly Springs	Sanford Water Filtration Facility (WFF) Expansion	SDWR	DW SL 2022-74	SRP-D-ARP-0230	x	All Other		100%		\$6,000,000		\$6,000,000	Expand the Water Treatment Facility from 12 MGD to 30 MGD.	Wake
Chowan County	Reverse Osmosis Water Treatment Plant	SDWR	SRP-DWPCPG	SRP-D-ARP-0131	x	All Other		100%		\$400,000		\$400,000	Pre-construction planning for 4 MGD a regional RO water treatment plant and a 5-	Chowan
Tyrrell County	Gum Neck Elevated Storage Tank and BPS	SDWR	DW SL 2022-74	SRP-D-ARP-0231	x	At-Risk		100%		\$2,452,000		\$2,452,000	Construct 100,000 gallon elevated storage tank and booster pump station.	Tyrrell
Tuckaseegee Water and Sewer Authority (TWSA)	Water Treatment Plant-Clearwell and High Service Pump Replacement	SDWR	DW SL 2022-74	SRP-D-ARP-0232	x	All Other		100%		\$4,130,000		\$4,130,000	Replace existing clear well and high service pumps; Install redundant transmission line.	Jackson
Asheville	North Fork & DeBruhl Water Treatment Plants - Conventional Treatment Upgrades	SDWR	SRP-DWPCPG	SRP-D-ARP-0132	x	All Other		100%		\$400,000		\$400,000	Pre-construction planning for upgrades to two water treatment plants.	Buncombe
Greenville Utilities Commission	GUC Distribution System Improvements Study	SDWR	SRP-DWPCPG	SRP-D-ARP-0133	x	All Other		100%		\$400,000		\$400,000	planning study for additional storage and transmission main upgrades.	Pitt
Warren County	Regional Elevated Storage Tank (Planning grant)	SDWR	SRP-DWPCPG	SRP-D-ARP-0134	x	All Other		100%		\$189,500		\$189,500	Construct a 1MGD elevated tank (planning grant)	Warren
Onslow Water and Sewer Authority	Dixon WTP Expansion	SDWR	SRP-DWPCPG	SRP-D-ARP-0135	x	All Other		100%		\$250,000		\$250,000	Preconstruction planning for 4 MGD to 6 MGD plant expansion.	Onslow
Goldsboro	2017 Design Fees	SDWR	SRP-DWPCPG	SRP-D-ARP-0136	x	Distressed		100%		\$300,200		\$300,200	Design fees reimbursement for a dead SRF project (Replace water lines and a booster	Wayne
Wilkes County	Wilkes County Infrastructure Extension Project	SDWR	SRP-DWPCPG	SRP-D-ARP-0137	x	All Other		100%		\$400,000		\$400,000	Planning grant for Waterline extension to North Wilkesboro Speedway.	Wilkes
Lower Cape Fear Water & Sewer Authority	48" Parallel Raw Water Main PER & Rate Study Project	SDWR	SRP-DWPCPG	SRP-D-ARP-0138	x	All Other		100%		\$275,000		\$275,000	Planning and Rate Study for a 10-mile 48-inch raw water parallel transmission main.	Brunswick
Total Funded May 2022										\$367,124,846	\$0	\$367,124,846		
September 2022 Funding Round														
Wadesboro	Wastewater Pump Station REplacements	SWWR	WWSR-G	SRP-W-ARP-0295	x	At-Risk		100%		\$5,239,000		\$5,239,000	Replace (like-4-like) of the Burns St and Country Club PS . New PS will be relocated out of 100-yr Floodplain, new pumps, stdbby generator, SCADA, electrical system and demolition of existig structures. A large scope collection sys rehab/replace was funded in Spring 2022. This PS work was not included in Spring Appl coz it was presumed USDA funding will be sufficient. (originally intended to be done with USDA-RD funds plus replacement of FM associated with Burns St PS but bids were so high)	Anson
Bath	VUR - Wastewater Transmission System	SWWR	WW SL 2022-74	SRP-W-ARP-0296	x	Distressed	x	100%		\$177,000		\$177,000	Proposed regionalization project for conveyance of wastewater from the Bath to the Washington's wwtp via a new lift station and force main. Total project cost is \$14,875,000, with \$5 million already secured.	Beaufort
Columbia	2022 Sanitary Sewer Improvements	SWWR	WWSR-G	SRP-W-0214	0	Distressed	x	100%		\$0	\$52,500	\$52,500	Replacement of about 13,000 lf 6-12-inch gravity sewers; replacement of an existing pump station and force main with like-for-like pump station and FM equipped with on-site standby generator (no existing generator)and forifying it from 1 ft above 100-yr to Min. of 2 ft above 100-yr flood elevation; reroute of discharge from WTP to the Town's sewer collection system and rescend the NPDES permit; and replace existing mechanical screen at the WWTP.	Tyrrell

Construction Projects Funded by the State Reserve Program for FY 2022-2023
(Data Pull: 8-2023)

Owner	Project Name	Funding Source	Funding Program	Project Number	ARPA	ARPA Status	Co-Funded?	Grant Percentage	Appropriated Amount*	ARPA Grant Amount†	Non-ARPA Grant Amount	Total Funding	Description	County
Roseboro	2022 Old Cement and Clay Pipe Rehabilitation	SWWR	WWSR-G	SRP-W-0215	0	At-Risk		100%		\$0	\$2,728,350	\$2,728,350	Rehab/replace approx. 21,880 LF of 6-inch through 24-inch sewer pipe, 84 MH's, and associated sewer services.	Sampson
Brunswick County	Longwood Rd Sewer Project.	SWWR	WWSR-G	SRP-W-ARP-0297	x	At-Risk (D/U)		100%		\$14,956,200		\$14,956,200	Expand WW-sewer to Disadvantage/Underserved designated distress census tract. Install approx. 11,500-LF of 8-IN FM and 40,000-LF of 16-IN FM(sizing TBD during design) provide possible 200 ServConns. adjacent to Longwood Rd (NC 904) currently use septic systems. Project will start at Waccamaw School WWTP and terminate at 24-IN CTY FM at US-17. Additional 16,500-LF of 2-IN collection system and approx 200 grinder pumps and anchor LS. CTY will take over Waccamaw Sch WWTP, and decommission WWTP once connections are made, eliminate NPDES and divert flow to Ocean Isle Beach WWTP.	Brunswick
Hoffman	Hoffman Phase II Sewer System Improvements	SWWR	WW SL 2022-74	SRP-W-ARP-0299	x	At-Risk (D/U)		100%		\$1,207,625		\$1,207,625	Septic tank to sewer project for the low income area which includes installation of 5,110 LF of 8-inch gravity sewer, 30 manholes, a sewer lift station, 1,800 LF of 4 inch force main and 42 service connection lines.	Richmond
Southport	Evaluation and Rehab of Wastewater System	SWWR	WW SL 2022-74	SRP-W-ARP-0300	x	All Other	x	100%		\$1,290,680		\$1,290,680	Evaluation and rehabilitation of wastewater collection system which includes cleaning and CCTV inspection of approximately 36,000 LF of sewer, 5,000 LF of sewer and 8,000 LF of FM rehabilitation, cleaning and replacement of 240 laterals, 30 PS draw down tests, hydraulic modelling, pigging 8,100 LF of sewer mains and rehabilitation of pump station.	Brunswick
Spindale	Oak Street Pump Station Rehabilitation	SWWR	WWSR-G	SRP-W-ARP-0300 (with SRP-W-0191)	x	At-Risk		100%		\$1,853,473		\$1,853,473	This project seeks to replace the loan of up to \$2M awarded for the project with project SRP-W-0191 (LOIF 3/1/21) for the replacement of the existing Oak St pump station to include installation of a new mechanical screen, installation of new 12' diam. wet well and 5' diam. manhole, triplex pump system with new electrical system and roof for building. Note that two (2) of the three proposed pumps were already replaced as part of emergency repairs when all three pumps had failed.	Rutherford
Eden	Railroad & Covenant Branch Force Main Improvements	SWWR	SRP-WWPCCPG	SRP-W-ARP-0310	x	At-Risk		100%		\$400,000		\$400,000	Project purpose to eliminate FMs which have experienced SSOs, including condition assessment, alternatives evaluation, preparation of ER, and initial design. Project will not increase capacity	Rockingham
Lowell	Lowell Pre-Construction Planning Grant for Wastewater Interconnection with Two Rivers Utilities	SWWR	SRP-WWPCCPG	SRP-W-ARP-0301	x	At-Risk		100%		\$400,000		\$400,000	Conversion of existing wwtp to pump station and installation of new force main to transfer flows to regional pump station and treatment facility. Modifications of regional pump station to accept additional flows.	Gaston
Salisbury	Salisbury-Rowan Utilities Wastewater Master Plan	SWWR	SRP-WWPCCPG	SRP-W-ARP-0302	x	All Other		100%		\$400,000		\$400,000	Development of a master plan for the Salisbury's wastewater systems.	Rowan
Wayne County	Executive Jetport Pump Station Improvements	SWWR	SRP-WWPCCPG	SRP-W-ARP-0305	x	All Other		100%		\$182,000		\$182,000	The project is seeking funding in the amount of \$257,000 for which projects costs are estimated at an additional amount of \$1,500,000. Funding of \$257,000 is estimated to include costs related to the engineering design, surveying & permitting of replacement/rehab of items related to the existing gravity sanitary sewer and manholes the serve the Jetport - although an amount of \$75k is attributed to construction administration.	Wayne

**Construction Projects Funded by the State Reserve Program for FY 2022-2023
(Data Pull: 8-2023)**

Owner	Project Name	Funding Source	Funding Program	Project Number	ARPA	ARPA Status	Co-Funded?	Grant Percentage	Appropriated Amount*	ARPA Grant Amount [†]	Non-ARPA Grant Amount	Total Funding	Description	County
Nash County	Regional Wastewater Treatment Plant	SWWR	SRP-WWPCPG	SRP-W-ARP-0304	x	Distressed		100%		\$400,000		\$400,000	Construction of a regional WWTP for Bailey, Spring Hope and Middlesex.	Nash
Liberty	Liberty WWTP Pre-Construction Planning Grant	SWWR	SRP-WWPCPG	SRP-W-ARP-0303	x	Distressed		100%		\$400,000		\$400,000	Planning study for WWTP capacity related to regional population growth; alternatives evaluation for wastewater conveyance, treatment, and disposal options; and assistance with permitting requirements for preferred alternative	Randolph
Southeast Brunswick Sanitary District	Preconstruction Planning for Southeast Brunswick Sanitary District System Compliance Improvements	SWWR	SRP-WWPCPG	SRP-W-ARP-0306	x	All Other		100%		\$400,000		\$400,000	Perform Preliminary Engineering needed to proceed with the following WWTP improvements to meet WWTP Compliance, which may involve a Pilot Study: (1) Rehab or replace tertiary sand filters, (2) provide emergency standby power with ATS, (3) Rehab or replace UV disinfection system, (4) evaluate WWTP operation and improve solids treatment and handling capabilities, and (5) Model the sewer force main network to optimize performance.	Brunswick
Cleveland	WWTP Expansion and Relocation Planning	SWWR	SRP-WWPCPG	SRP-W-ARP-0307	x	At-Risk		100%		\$175,000		\$175,000	Relocation of WWTP and expansion from 0.27 MGD to 0.6 MGD.	Rowan
Southport	I and I Study	SWWR	SRP-WWPCPG	SRP-W-ARP-0308	x	All Other		100%		\$400,000		\$400,000	Preconstruction evaluation of the collection system, pump stations, force mains, and gravity sewer to identify areas causing I/I in the system.	Brunswick
Bridgeton	Wastewater Treatment and Disposal Alternatives Evaluation	SWWR	SRP-WWPCPG	SRP-W-ARP-0309	x	At-Risk		100%		\$65,000		\$65,000	Preparation of an engineering alternative analysis report for the Division of Water Resources as the town had two occurrences of high flow in last 24 months which were over 6.5 times the permitted capacity WWTP.	Craven
Chadbourne	2022 Water Distribution System Improvements	SDWR	DWSR-G	SRP-D-ARP-0321	x	At-Risk		100%		\$5,472,000		\$5,472,000	Replacement of approximately 2,025 LF of 6-inch water main, abandonment of approximately 1,550 LF of 4-inch waterline, the relocation of the services to the existing 16-inch water main, replacement of 7,525 LF of 8-inch and 6-inch water mains, the rehabilitation of Well #2, Well #4 and the Chadbourne Elevated Storage Tank.	Columbus
McDowell County	East End Water Project	SDWR	DWSR-G	SRP-D-ARP-0320	x	At-Risk		100%		\$2,836,740		\$2,836,740	Installation of 13,300 feet of 8-inch waterline and 107 new service connections to extend water service from the Nebo Public Water System to four residential communities of the Nebo East End Area served by community wells contaminated with coliforms.	McDowell
River Bend	Water Treatment Improvements	SDWR	SRP-DWPCPG	SRP-D-ARP-0318	x	All Other		100%		\$100,000		\$100,000	Planning for project to replace 2 WTP with one new. Include new greensand filtration and zeolite softening to enhance removal of iron, manganese, and hardness. No capacity increase from existing facility capacities combined. Requires extension from existing water mains from wells to WTP site and well pumps/associated electrical to meet flow and hydraulic head requirements. Emergency connection to New Bern to include meter, piping, & valves.	Craven
Hobgood	Hobgood Road Water Main Replacement & Extension	SDWR	DWSR-G	SRP-D-ARP-0322	x	At-Risk (D/U)		100%		\$1,784,197		\$1,784,197	Water main replacement plus extension to hook biologically contaminated private wells to the public water supply system. The affected residences are in a disadvantaged area. The total length of the proposed 6" main is 5,450 LF.	Halifax
Hamlet	Water System Improvements	SDWR	DWSR-G	SRP-D-ARP-0319	x	At-Risk		100%		\$10,364,000		\$10,364,000	Clearwell #1, chemical feed piping and pumps, demolish an inactive sludge handling tank. Replace approximately 200 lead service connections.	Richmond
Gray's Creek Water and Sewer District	Gray's Creek Water Extension	SDWR	DW SL 2022-74	SRP-D-ARP-0324	x	At-Risk	x	100%		\$4,871,016		\$4,871,016	Extend 25,690 LF of 2-inc, 109,950 LF of 8-inch, 51,750 LF of 12-inch, and 11,300 LF of 16-inch waterlines to serve 1,028 residence and two elementary schools.	Cumberland

SWWR = State Wastewater Reserve SDWR = State Drinking Water Reserve

Construction Projects Funded by the State Reserve Program for FY 2022-2023
(Data Pull: 8-2023)

Owner	Project Name	Funding Source	Funding Program	Project Number	ARPA	ARPA Status	Co-Funded?	Grant Percentage	Appropriated Amount*	ARPA Grant Amount [†]	Non-ARPA Grant Amount	Total Funding	Description	County
Cumberland County	Water Supply Feasibility Study for GenX Response	SDWR	SRP-DWPCPG	SRP-D-ARP-0312	x	Distressed		100%		\$400,000		\$400,000	Water Supply Feasibility Study for GenX Response	Cumberland
Bath	Water System Improvements - VUR	SDWR	SRP-DWPCPG	SRP-D-ARP-0311	x	Distressed		100%		\$400,000		\$400,000	Pre-construction planning for: New interconnection to replace existing 3-inch diameter waterline with 2,000 LF of 8-inch diameter pipe. Abandon existing wells, and WTP. Replace existing 2-inch and 4-inch diameter water lines along designated streets with approximately 18,000 LF 6-inch diameter and complete a hydraulic loop. Replace 16 fire hydrants and associated appurtenances.	Beaufort
Hillsborough	Hassell Tank and US70 Interconnection Expansion	SDWR	SRP-DWPCPG	SRP-D-ARP-0317	x	All Other		100%		\$70,000		\$70,000	An engineering report for the expansion and replacement of the US 70 12-inch AC water main & Hassel St. water tank.	Orange
Stokesdale	Water Supply Pre-Construction Planning Grant	SDWR	SRP-DWPCPG	SRP-D-ARP-0315	x	All Other		100%		\$100,000		\$100,000	Evaluate the potential options to address the water quality concerns in the distribution system and to increase resiliency by installing an additional interconnection to either a separate adjacent utility or a second interconnection to the current utility from which bulk water is purchased. Additional alternatives that will be evaluated include the installation of a control valve and an aeration system in the elevated water storage tank to reduce TTHMs.	Guilford
Monroe	Nelson Heights Tank Replacement	SDWR	SRP-DWPCPG	SRP-D-ARP-0313	x	All Other		100%		\$400,000		\$400,000	Pre project engineering design of the replacement of an aged 0.5 MG water tank with a new 1.5 MG water tank.	Union
Columbus County Water District II	Water Line Replacement and Expansion	SDWR	SRP-DWPCPG	SRP-D-ARP-0316	x	At-Risk		100%		\$400,000		\$400,000	Installation of new: 24,000 LF of 8*inch, three (3) deep wells, 25 meters and a 500,0000 gallon storage tank.	Columbus
Topsail Beach	Water System Supply Study	SDWR	SRP-DWPCPG	SRP-D-ARP-0314	x	All Other		100%		\$185,000		\$185,000	Develop an ER with the following alternatives: 1) install an on site well at the Town Hall WTP. 2) Install wells on the mainland & water line under sound. 3) Install wells & water treatment on mainland and water line under sound. 4) Purchase water from Pender County via water line under sound. 5) Purchase water from Surf City. 6) Combine and/or expand wellfield on island and construct a RO WTP. 7) Some combination of alternatives.	Pender
Total Funded September 2021										\$55,328,931	\$2,780,850	\$58,109,781		
S.L. 2021-180 Pre-Allocated Projects														
Alamance	Outfall replacement	SWWR	WW-SRG	SRP-W-ARP-00076	x	Other		100%	\$315,000	\$315,000	\$0	\$315,000	N/A	Alamance
Alexander County	Bethlehem Water Tank	SDWR	DW-SRG	SRP-D-ARP-0084	x	Other		100%	\$2,065,000	\$2,065,000	\$0	\$2,065,000	N/A	Alexander
Alexander County	Wastewater Projects	SWWR	WW-SRG	SRP-W-ARP-0086	x	Other		100%	\$1,554,000	\$1,554,000	\$0	\$1,554,000	N/A	Alexander
Angier	North Harnett WWTP	SWWR	WW-SRG	SRP-W-ARP-0019	x	Other		100%	\$3,293,750	\$3,293,750	\$0	\$3,293,750	N/A	Harnett
Angier	Water Distribution Replacements	SDWR	DW-SRG	SRP-D-ARP-0020	x	Other		100%	\$6,706,250	\$6,706,250	\$0	\$6,706,250	N/A	Harnett
Bakersville	Wastewater Projects	SWWR	WW-SRG	SRP-W-ARP-0159	x	At Risk		100%	\$2,000,000	\$2,000,000	\$0	\$2,000,000	N/A	Mitchell
Beech Mountain	Water Projects	SDWR	DW-SRG	SRP-D-ARP-0089	x	At Risk		100%	\$1,000,000	\$1,000,000	\$0	\$1,000,000	N/A	Watauga
Benson	Wastewater Projects	TBD	TBD	SRP-W-ARP-0327	x	At Risk		100%	\$22,733,700	\$22,733,700	\$0	\$22,733,700	N/A	Johnston
Blowing Rock	Water & Sewer Replacement	SDWR	DW-SRG	SRP-D-ARP-0051	x	At Risk		100%	\$4,800,000	\$4,800,000	\$0	\$4,800,000	N/A	Watauga/Caldwell
Boonville	TBD	SWWR	WW-SRG	SRP-W-ARP-0043	x	At Risk		100%	\$3,000,000	\$3,000,000	\$0	\$3,000,000	N/A	Yadkin
Burke County	Rollins Avenue	SDWR	DW-SRG	SRP-D-ARP-0071	x	At Risk		100%	\$300,000	\$164,700	\$0	\$164,700	N/A	Burke
Burke County	Sewer System Resiliency Assessment Project	SWWR	WW-SRG	SRP-W-WRP-0070	x	At Risk		100%	\$135,300	\$135,300	\$0	\$135,300	N/A	Burke
Burlington	Downtown Water Improvements	SDWR	DW-SRG	SRP-D-ARP-0088	x	Other		100%	\$3,928,750	\$3,928,750	\$0	\$3,928,750	N/A	Alamance
Burlington	Downtown Sewer Improvements	SWWR	WW-SRG	SRP-W-ARP-0087	x	Other		100%	\$6,071,250	\$6,071,250	\$0	\$6,071,250	N/A	Alamance
Canton	WTP and Raw Water Intake	SDWR	DW-SRG	SRP-D-ARP-0090	x	Other		100%	\$6,899,840	\$6,899,840	\$0	\$6,899,840	N/A	Haywood
Canton	WWTP Land Acquisition & East Canton Sewer	SWWR	WW-SRG	SRP-W-ARP-0094	x	Other		100%	\$2,312,201	\$2,312,201	\$0	\$2,312,201	N/A	Haywood
Catawba County	Sewer Projects	TBD	TBD	TBD	x	Other		100%	\$8,800,000	\$0	\$0	\$0	N/A	Catawba
Cape Fear Public Utility Authority	Wastewater Rehabilitation	SWWR	WW-SRG	SRP-W-ARP-0062	x	Other		100%	\$30,000,000	\$30,000,000	\$0	\$30,000,000	N/A	New Hanover
Clay County	Water System Improvements	SDWR	DW-SRG	SRP-D-ARP-0079	x	Other		100%	\$403,485	\$403,485	\$0	\$403,485	N/A	Clay
Clay County	Sewer System Improvements	SWWR	WW-SRG	SRP-W-ARP-0080	x	Other		100%	\$596,515	\$596,515	\$0	\$596,515	N/A	Clay
Clayton	New WWRF	SWWR	WW-SRG	SRP-W-ARP-0061	x	Other		100%	\$20,000,000	\$20,000,000	\$0	\$20,000,000	N/A	Johnston
Clayton	Copper District Elevated Storage Tank	SDWR	DW-SRG	SRP-D-ARP-0342	x	Other		100%	\$4,000,000	\$4,000,000	\$0	\$4,000,000	N/A	0 Johnston
Cleveland County Water	Belwood	SDWR	DW-SRG	SRP-D-ARP-0035	x	Other		100%	\$5,370,900	\$5,370,900	\$0	\$5,370,900	N/A	Cleveland
Cleveland County Water	Casar	SDWR	DW-SRG	SRP-D-ARP-0036	x	Other		100%	\$5,116,000	\$5,116,000	\$0	\$5,116,000	N/A	Cleveland
Cleveland County Water	E. Marion	SDWR	DW-SRG	SRP-D-ARP-0037	x	Other		100%	\$2,080,000	\$2,080,000	\$0	\$2,080,000	N/A	Cleveland
Cleveland County Water	Polkville Tank	SDWR	DW-SRG	SRP-D-ARP-0038	x	Other		100%	\$5,297,500	\$5,297,500	\$0	\$5,297,500	N/A	Cleveland
Cleveland County Water	Waco	SDWR	DW-SRG	SRP-ARP-D-0039	x	Other		100%	\$1,130,600	\$1,130,600	\$0	\$1,130,600	N/A	Cleveland

Construction Projects Funded by the State Reserve Program for FY 2022-2023
(Data Pull: 8-2023)

Owner	Project Name	Funding Source	Funding Program	Project Number	ARPA	ARPA Status	Co-Funded?	Grant Percentage	Appropriated Amount*	ARPA Grant	Non-ARPA Grant	Total Funding	Description	County
										Amount ¹	Amount			
Clyde	Interconnection with Waynesville	SDWR	DW-SRG	SRP-D-ARP-0026	x	Other		100%	\$1,200,000	\$1,200,000	\$0	\$1,200,000 N/A		Haywood
Davidson County	New Bowers Road PS Improvements	SWWR	WW-SRG	SRP-W-ARP-0347	x	At Risk		100%	\$10,300,000	\$10,300,000	\$0	\$10,300,000 N/A		Davidson
Davidson County	Capacity Fees	SWWR	WW-SRG	SRP-W-ARP-0278	x	At Risk		100%	\$5,000,000	\$5,000,000	\$0	\$5,000,000	0	Davidson
Davie County	WWTP Repair	SDWR	DW-SRG	SRP-D-ARP-0097	x	Other		100%	\$8,400,000	\$8,400,000	\$0	\$8,400,000 N/A		Davie
Denton	Waterline Replacement	SDWR	TBD	SRP-D-ARP-0269	x	At Risk		100%	\$1,095,864	\$1,095,864	\$0	\$1,095,864 N/A		Davidson
Denton	I/I	SWWR	WW-SRG	SRP-W-ARP-0268	x	At Risk		100%	\$404,136	\$404,136	\$0	\$404,136	0	Davidson
Dunn	WWTP with CWSRF	SWWR	WW-SRG	SRP-W-ARP-0033	x	Other		100%	\$8,856,100	\$8,856,100	\$0	\$8,856,100 N/A		Harnett
Dunn	Eastside PS & FM	SWWR	WW-SRG	SRP-W-ARP-0287	x	Other		100%	\$6,243,900	\$6,243,900	\$0	\$6,243,900	0	Harnett
Dunn	BW WWTP Effluent Conveyance System	SWWR	WW-SRG	SRP-W-ARP-0288	x	Other		100%	\$15,350,000	\$15,350,000	\$0	\$15,350,000	0	Harnett
Elizabeth City	Sewer Rehabilitation	SWWR	WW-SRG	SRP-W-ARP-0059	x	Other		100%	\$200,000	\$200,000	\$0	\$200,000 N/A		Pasquotank
Elizabethtown	WWTP Expansion	SWWR	WW-SRG	SRP-W-ARP-0008	x	Other		100%	\$13,600,000	\$13,600,000	\$0	\$13,600,000 N/A		Bladen
Elon	Wastewater Projects	SWWR	TBD	SRP-W-ARP-0202	x	Other		100%	\$2,400,000	\$2,400,000	\$0	\$2,400,000 N/A		Alamance
Faison	Drinking Water Project	TBD	TBD	SRP-D-ARP-0042	x	Other		100%	\$320,000	\$320,000	\$0	\$320,000 N/A		Duplin
Four Oaks	Sewer Extension and Pump Station	SWWR	WW-SRG	SRP-W-ARP-0094	x	At Risk		100%	\$1,941,262	\$1,941,262	\$0	\$1,941,262 N/A		Johnston
Four Oaks	Water Line Extension & Elevated Tank	SDWR	DW-SRG	SRP-D-ARP-0095	x	At Risk		100%	\$658,738	\$658,738	\$0	\$658,738	0	Johnston
Franklin	Water Plant Upgrade	SDWR	DW-SRG	SRP-D-ARP-0092	x	Other		100%	\$175,000	\$175,000	\$0	\$175,000 N/A		Macon
Gaston County	New Waterlines	SDWR	DW-SRG	SRP-D-ARP-0075	x	Other		100%	\$5,478,000	\$5,478,000	\$0	\$5,478,000 N/A		Gaston
Gaston County	New Sewer Lines	SWWR	WW-SRG	SRP-W-ARP-0072	x	Other		100%	\$4,225,000	\$4,225,000	\$0	\$4,225,000 N/A		Gaston
Gastonia	Sewer Outfall Rehabilitation	SWWR	WW-SRG	SRP-W-ARP-0065	x	Other		100%	\$4,425,000	\$4,425,000	\$0	\$4,425,000 N/A		Gaston
Gastonia	SCADA Rehabilitation	SWWR	WW-SRG	SRP-W-ARP-0066	x	Other		100%	\$5,579,000	\$5,579,000	\$0	\$5,579,000 N/A		Gaston
Gastonia	Smart Meters	SDWR	DWSR-G	SRP-D-ARP-0334	x	Other		100%	\$8,000,000	\$8,000,000	\$0	\$8,000,000	0	Gaston
Graham	Water Projects	SDWR	TBD	SRP-D-ARP-0174	x	Other		100%	\$3,750,000	\$3,750,000	\$0	\$3,750,000 N/A		Alamance
Granite Falls	Sewer Projects	SWWR	TBD	SRP-W-ARP-0340	x	Other		100%	\$150,000	\$150,000	\$0	\$150,000 N/A		Caldwell
Green Level	Water Projects	SDWR	TBD	SRP-D-ARP-0343	x	Other		100%	\$401,447	\$401,447	\$0	\$401,447 N/A		Alamance
Greensboro	Camp Burton Water Main	SDWR	DW-SRG	SRP-D-ARP-0022	x	Other		100%	\$3,000,000	\$3,000,000	\$0	\$3,000,000 N/A		Guilford
Greensboro	Camp Burton Lift Station & Force Main	SWWR	WW-SRG	SRP-W-ARP-0021	x	Other		100%	\$7,000,000	\$7,000,000	\$0	\$7,000,000 N/A		Guilford
Handy Sanitary District	Repaint Two Water Tanks	SDWR	TBD	SRP-D-ARP-0023	x	Other		100%	\$455,080	\$455,080	\$0	\$455,080 N/A		Davidson
Handy Sanitary District	Blaine Street & Main Street Waterline Replacement	SDWR	DW-SRG	SRP-D-ARP-0345	x	Other		100%	\$1,540,024	\$1,540,024	\$0	\$1,540,024	0	Davidson
Harnett County	Wastewater Projects	SWWR	WW-SRG	SRP-W-ARP-0009	x	Other		100%	\$3,800,000	\$3,800,000	\$0	\$3,800,000 N/A		Harnett
Henderson County	Wastewater Projects	SWWR	WW-SRG	SRP-W-ARP-0085	x	Other		100%	\$12,700,000	\$12,700,000	\$0	\$12,700,000 N/A		Henderson
Hendersonville	Sewer Line Extension	SWWR	WW-SRG	SRP-W-ARP-0031	x	Other		100%	\$5,000,000	\$5,000,000	\$0	\$5,000,000 N/A		Henderson
Highlands	Waterline Upgrades	SDWR	DW-SRG	SRP-W-ARP-0031	x	Other		100%	\$100,000	\$100,000	\$0	\$100,000 N/A		Macon
Jacksonville	Wastewater Projects	SWWR	WW-SRG	SRP-W-ARP-0014	x	Other		100%	\$20,000,000	\$20,000,000	\$0	\$20,000,000 N/A		Onslow
Kenly	Waterline Replacement/Rehabilitation	SDWR	DW-SRG	SRP-D-ARP-0100	x	At Risk		100%	\$14,852,300	\$14,852,300	\$0	\$14,852,300 N/A		Johnston
Kenly	Sewerline Replacement/Rehabilitation	SWWR	WW-SRG	SRP-W-ARP-0099	x	At Risk		100%	\$1,237,700	\$1,237,700	\$0	\$1,237,700 N/A		Johnston
King	New WWTP	SWWR	WW-SRG	SRP-W-ARP-0032	x	Other		100%	\$22,000,000	\$22,000,000	\$0	\$22,000,000 N/A		Stokes/Forsyth
Kings Mountain	New Sewer Lines and WWTP	SWWR	WW-SRG	SRP-W-ARP-00076	x	Other		100%	\$39,000,000	\$39,000,000	\$0	\$39,000,000 N/A		Cleveland
LaGrange	Sewer Collection System Upgrades	SWWR	WW-SRG	SRP-W-ARP-0006	x	Other		100%	\$9,010,000	\$9,010,000	\$0	\$9,010,000 N/A		Lenoir
LaGrange	Water Projects	SDWR	DW-SRG	SRP-D-ARP-0005	x	Other		100%	\$1,270,000	\$1,270,000	\$0	\$1,270,000 N/A		Lenoir
Lake Lure	Lake Lure Sewer Improvements	SWWR	WW-SRG	SRP-W-ARP-0077	x	Other		100%	\$8,000,000	\$8,000,000	\$0	\$8,000,000 N/A		Rutherford
Lillington	Sewer Rehabilitation Project	SWWR	WW-SRG	SRP-W-ARP-0041	x	At Risk		100%	\$3,150,000	\$3,150,000	\$0	\$3,150,000 N/A		Harnett
Littleton	WWTP Rehabilitation	SWWR	WW-SRG	SRP-W-ARP-0056	x	At Risk		100%	\$2,000,000	\$2,000,000	\$0	\$2,000,000 N/A		Halifax
Lincoln County	Wastewater Projects	SWWR	WW-SRG	SRP-W-ARP-0104	x	Other		100%	\$200,000	\$200,000	\$0	\$200,000 N/A		Lincoln
Locust	North Basin Sewer Improvements	SWWR	WW-SRG	SRP-W-ARP-0060	x	Other		100%	\$800,000	\$800,000	\$0	\$800,000 N/A		Stanly/Cabarrus
Madison County	Drinking Water Projects	SDWR	TBD	SRP-D-ARP-0206	x	Other		100%	\$12,000,000	\$12,000,000	\$0	\$12,000,000 N/A		Madison
McDowell County	Lake James Water Intake & WTP	SDWR	DW-SRG	SRP-D-ARPA-0027	x	At Risk		100%	\$11,000,000	\$11,000,000	\$0	\$11,000,000 N/A		McDowell
Micro	Sewer Line Extensions I-95 Corridor	SWWR	WW-SRG	SRP-W-ARP-0098	x	At Risk		100%	\$950,000	\$950,000	\$0	\$950,000 N/A		Johnston
Midland	Sewer Extension	SWWR	WW-SRG	SRP-W-ARP-0069	x	Other		100%	\$5,000,000	\$5,000,000	\$0	\$5,000,000 N/A		Cabarrus
Montgomery County	Drinking Water Improvements	SDWR	DW-SRG	SRP-D-ARP-0001	x	Other		100%	\$2,500,000	\$2,500,000	\$0	\$2,500,000 N/A		Montgomery
Mount Airy	West Side Sewer Improvements	SWWR	WW-SRG	SRP-W-ARP-0067	x	Other		100%	\$512,500	\$512,500	\$0	\$512,500 N/A		Surry
Mount Airy	West Side Water Improvements	SDWR	DW-SRG	SRP-D-ARP-0068	x	Other		100%	\$987,500	\$512,500	\$0	\$987,500 N/A		Surry
Mount Gilead	Sewer Collection & WWTP Upgrades	SWWR	WW-SRG	SRP-W-ARP-0102	x	At Risk		100%	\$3,500,000	\$3,500,000	\$0	\$3,500,000 N/A		Montgomery
Mount Pleasant	Lower Adams Creek Sewer	SWWR	WW-SRG	SRP-W-ARP-0081	x	Other		100%	\$5,475,000	\$5,475,000	\$0	\$5,475,000 N/A		Cabarrus
Mount Pleasant	Water Distribution Improvements	SDWR	DW-SRG	SRP-D-ARP-0082	x	Other		100%	\$2,525,000	\$2,525,000	\$0	\$2,525,000 N/A		Cabarrus
New Bern	Wastewater Projects	SWWR	WW-SRG	SRP-W-ARP-0058	x	Other		100%	\$230,000	\$230,000	\$0	\$230,000 N/A		Craven
Norwood	Lakeshore PS/FM Improvements	SWWR	TBD	SRP-W-ARP-0176	x	Distressed		100%	\$2,000,000	\$2,000,000	\$0	\$2,000,000 N/A		Stanly
Pembroke	WWTP Expansion	SWWR	WW-SRG	SRP-W-ARP-0013	x	Other		100%	\$2,700,850	\$2,700,850	\$0	\$2,700,850 N/A		Robeson
Pembroke	WWTP Phase 1	SWWR	WW-SRG	SRP-W-ARP-0292	x	Other		100%	\$3,503,807	\$3,503,807	\$0	\$3,503,807 N/A		Robeson
Pembroke	WWTP Phase 2	SWWR	WW-SRG	SRP-W-ARP00336	x	Other		100%	\$2,495,243	\$2,495,243	\$0	\$2,495,243 N/A		Robeson
Pine Level	Well and WTP Improvements	SDWR	DW-SRG	SRP-D-ARP-0044	x	At Risk		100%	\$1,402,600	\$1,402,600	\$0	\$1,402,600 N/A		Johnston
Pine Level	I/I & Railroad Fees	SWWR	WW-SRG	SRP-W-ARP-0045	x	At Risk		100%	\$591,975	\$591,975	\$0	\$591,975 N/A		Johnston
Ranlo	Waterline Replacement	SWWR	WW-SRG	SRP-D-ARP-0025	x	At Risk		100%	\$2,824,200	\$2,824,200	\$0	\$2,824,200 N/A		Gaston
Red Springs	Wastewater System Improvements	SWWR	WW-SRG	SRP-W-ARP-0052	x	At Risk		100%	\$3,100,000	\$3,100,000	\$0	\$3,100,000 N/A		Robeson
Reidsville	Backup Generator at WTP	SDWR	DW-SRG	SRP-D-ARP-0093	x	Other		100%	\$3,200,000	\$3,200,000	\$0	\$3,200,000 N/A		Rockingham
Richmond County	Wastewater Projects	SWWR	TBD	SRP-W-ARP-0207	x	Other		100%	\$750,000	\$750,000	\$0	\$750,000 N/A		Richmond
Robbinsville	Water Projects	SDWR	DW-SRG	SRP-D-ARP-0024	x	At Risk		100%	\$100,000	\$100,000	\$0	\$100,000 N/A		Graham
Roseboro	Sewerline Rehabilitation	SWWR	WW-SRG	SRP-W-ARP-0057	x	At Risk		100%	\$1,500,000	\$1,500,000	\$0	\$1,500,000 N/A		Sampson
Salemberg	Well No. 6	SDWR	DW-SRG	SRP-D-ARP-0073	x	At Risk		100%	\$495,000	\$495,000	\$0	\$495,000 N/A		Sampson
Salemberg	WWTP Improvements	SWWR	WW-SRG	SRP-W-ARP-0072	x	At Risk		100%	\$366,300	\$366,300	\$0	\$366,300 N/A		Sampson
Saluda	Sewer System Rehabilitation	SWWR	WW-SRG	SRP-W-ARP-0017	x	At Risk		100%	\$160,000	\$160,000	\$0	\$160,000 N/A		Polk
Sampson County	Waterline Installation	SDWR	DW-SRG	SRP-W-ARP-0017	x	Other		100%	\$1,717,000	\$1,717,000	\$0	\$1,717,000 N/A		Sampson
Sanford	WFF Expansion	SDWR	DW-SRG	SRP-D-ARP-0344	x	Other		100%	\$14,470,522	\$14,470,522	\$0	\$14,470,522 N/A		Lee
Sanford	WTP Engineering	SDWR	DW-SRG	SRP-D-ARP-0003	x	Other		100%	\$2,412,593	\$2,412,593	\$0	\$2,412,593 N/A		Lee
Sanford	Vinfast	SDWR	DW-SRG	SRP-D-ARP-0286	x	Other		100%	\$17,116,885	\$17,116,885	\$0	\$17,116,885 N/A		Lee
Selma	New Well	SDWR	DW-SRG	SRP-D-ARP-0096	x	At Risk		100%	\$6,500,000	\$6,500,000	\$0	\$6,500,000 N/A		Johnston

Construction Projects Funded by the State Reserve Program for FY 2022-2023
(Data Pull: 8-2023)

Owner	Project Name	Funding Source	Funding Program	Project Number	ARPA	ARPA Status	Co-Funded?	Grant Percentage	Appropriated Amount*	ARPA Grant	Non-ARPA Grant	Total Funding	Description	County
										Amount†	Amount			
Shelby	South Tank and Forest Hill Transmission Line	SDWR	DW-SRG	SRP-D-ARP-0030	x	Other		100%	\$5,700,000	\$5,700,000	\$0	\$5,700,000 N/A		Cleveland
Shelby	Hickory Creek Outfall Replacement	SWWR	WW-SRG	SRP-W-ARP-0029	x	Other		100%	\$1,700,000	\$1,700,000	\$0	\$1,700,000 N/A		Cleveland
Smithfield	Wastewater Projects	SWWR	WW-SRG	SRP-W-ARP-0063	x	Other		100%	\$3,000,000	\$3,000,000	\$0	\$3,000,000 N/A		Johnston
South Granville Water and Sewer Authority	Wastewater System Expansion	SWWR	WW-SRG	SRP-W-ARP-0048	x	Other		100%	\$35,000,000	\$35,000,000	\$0	\$35,000,000 N/A		Granville
Southern Wayne Sanitary District	Waterline Improvements	SDWR	DW-SRG	SRP-D-ARP-0004	x	Other		100%	\$750,000	\$750,000	\$0	\$750,000 N/A		Wayne
Southport	Sewer System Rehabilitation	SWWR	WW-SRG	SRP-W-ARP-0105	x	At Risk		100%	\$2,800,000	\$2,800,000	\$0	\$2,800,000 N/A		Brunswick
Sparta	Sewer Line Rehabilitation	SWWR	WW-SRG	SRP-W-ARP-0010	x	At Risk		100%	\$1,300,000	\$1,300,000	\$0	\$1,300,000 N/A		Allegheny
Spring Hope	Water System Rehabilitation	SDWR	TBD	SRP-D-ARP-0199	x	Other		100%	\$3,700,000	\$3,700,000	\$0	\$3,700,000 N/A		Nash
Statesville	Waterline Replacement (The Spine)	SDWR	DW-SRG	SRP-D-ARP-0049	x	Other		100%	\$20,000,000	\$20,000,000	\$0	\$20,000,000 N/A		Iredell
Stedman	Water System Upgrades	SDWR	DW-SRG	SRP-D-ARP-0023	x	Other		100%	\$344,195	\$344,195	\$0	\$344,195 N/A		Cumberland
Stedman	I/I Work	SWWR	WW-SRG	SRP-W-ARP-0341	x	Other		100%	\$455,805	\$455,805	\$0	\$455,805 N/A		Cumberland
Stokes County Water and Sewer Authority	Stokes Danbury Interconnect	SDWR	DW-SRG	SRP-D-ARP-0050	x	Other		100%	\$18,326,250	\$18,326,250	\$0	\$18,326,250 N/A		Stokes
Surf City	Wastewater Discharge Design and Permit	SWWR	WW-SRG	SRP-W-ARP-0018	x	Other		100%	\$4,000,000	\$4,000,000	\$0	\$4,000,000 N/A		Pender
Sweepsonville	TBD	SDWR	DW-SRG	SRP-D-ARP-0078	x	Other		100%	\$500,000	\$500,000	\$0	\$500,000 N/A		Alamance
Taylorsville	Wastewater System Improvements	SWWR	WW-SRG	SRP-W-ARP-0083	x	At Risk		100%	\$1,205,130	\$1,205,130	\$0	\$1,205,130 N/A		Alexander
Thomasville	Water projects	SDWR	TBD	SRP-D-ARP-0335	x	Other		100%	\$500,000	\$0	\$0	\$0 N/A		Davidson
Topsail Beach	Water Infrastructure & Technology Repair & Upgrade	SDWR	TBD	SRP-D-ARP-0200	x	At Risk		100%	\$1,070,000	\$1,070,000	\$0	\$1,070,000 N/A		Pender
Transylvania County	DW & WW	SDWR	DW-SRG	SRP-D-ARP-0028	x	At Risk		100%	\$5,044,963	\$5,044,963	\$0	\$5,044,963 N/A		Transylvania
Transylvania County	Planning	SWWR	WW-SRG	SRP-W-ARP-0210	x	At Risk		100%	\$1,955,037	\$1,955,037	\$0	\$1,955,037 N/A		Transylvania
Trinity	Wastewater System Improvements	SWWR	WW-SRG	SRP-W-ARP-0064	x	At Risk		100%	\$5,594,000	\$5,594,000	\$0	\$5,594,000 N/A		Randolph
Troutman	Collection System Upgrade and Expansion	SWWR	WW-SRG	SRP-W-ARP-0055	x	Other		100%	\$2,445,000	\$2,445,000	\$0	\$2,445,000 N/A		Iredell
Union County	New WTP	SWWR	TBD	SRP-W-ARP-0103	x	Other		100%	\$8,000,000	\$8,000,000	\$0	\$8,000,000 N/A		Union
Union County	Yadkin Regional Water Supply	SDWR	WW-SRG	SRP-D-ARP-0161	x	Other		100%	\$35,000,000	\$35,000,000	\$0	\$35,000,000 N/A		Union
Valdese	Bluffs Water & Sewer Extension	SWWR	DW-SRG	SRP-W-ARP-0015	x	Other		100%	\$721,580	\$721,580	\$0	\$721,580 N/A		Burke
Valdese	Bluffs Water Extension	SDWR	WW-SRG	SRP-D-ARP-0016	x	Other		100%	\$80,403	\$80,403	\$0	\$80,403 N/A		Burke
Walkertown	Sewerline Extension	SWWR	WW-SRG	SRP-W-ARP-0101	x	Other		100%	\$80,000	\$80,000	\$0	\$80,000 N/A		Forsyth
Wallace	Wastewater Projects	SWWR	WW-SRG	SRP-W-ARP-0054	x	Other		100%	\$6,000,000	\$6,000,000	\$0	\$6,000,000 N/A		Duplin
Water and Sewer Authority of Cabarrus County	Sewerline Work and WTP Expansion	SWWR	WW-SRG	SRP-W-ARP-0053	x	Other		100%	\$35,000,000	\$35,000,000	\$0	\$35,000,000 N/A		Cabarrus
Winston-Salem	Water Projects	SDWR	DW-SRG	SRP-D-ARP-0047	x	Other		100%	\$3,100,000	\$3,100,000	\$0	\$3,100,000 N/A		Forsyth
Winton	Wastewater Projects	SWWR	TBD	SRP-W-ARP-0210	x	At Risk		100%	\$100,000	\$100,000	\$0	\$100,000 N/A		Hertford
Yancey County	Bakers Creek Well	SDWR	TBD	SRP-D-ARP-0172	x	Other		100%	\$688,820	\$688,820	\$0	\$688,820 N/A		Yancey
Yancey County	Pine Swamp WWTP	SWWR	WW-SRG	SRP-W-ARP-0173	x	Other		100%	\$5,800,000	\$5,800,000	\$0	\$5,800,000 N/A		Yancey
Yancey County	Charlie Brown Road	SWWR	WW-SRG	SRP-W-ARP-0197	x	Other		100%	\$1,261,320	\$1,261,320	\$0	\$1,261,320 N/A		Yancey
Yancey County	South Toe River WWTP	SWWR	WW-SRG	SRP-W-ARP-0337	x	Other		100%	\$2,518,950	\$2,518,950	\$0	\$2,518,950 N/A		Yancey
Yancey County	West Burnsville Industrial Park	SWWR	WW-SRG	SRP-W-ARP-0339	x	Other		100%	\$2,730,910	\$2,730,910	\$0	\$2,730,910 N/A		Yancey
Total Funding Appropriated/Claimed for S.L. 2021-180										\$741,737,930		\$732,301,930		
S.L. 2022-74 Pre-Allocated Projects														
Andrews	TBD	TBD	TBD	0	x	N/A		100%	\$360,000	\$0	\$0	\$0 N/A		Cherokee
Angier	1.25 MGD WWTP Capacity Upgrade - North Harnette Regional WWTP	SWWR	WWSR-G	SRP-W-ARP-0019	x	N/A		100%	\$2,825,000	\$2,825,000	\$0	\$2,825,000 N/A		Wake
Anson County	TBD	TBD	TBD	0	x	N/A		100%	\$5,000,000	\$0	\$0	\$0 N/A		Anson
Archdale	TBD	SWWR	WWSR-G	SRP-W-ARP-0348	x	N/A		100%	\$3,600,000	\$0	\$0	\$0 N/A		Randolph/Guilford
Banner Elk	Water System Improvements -- Crooked Creek Subdivision and Vistas/Highland Drive Area	SDWR	DWSR-G	SRP-D-ARP-0283	x	N/A		100%	\$735,000	\$735,000	\$0	\$735,000 N/A		Avery
Banner Elk	TBD	SWWR	WWSR-G	SRP-W-ARP-0284	x	N/A		100%	\$1,265,000	\$0	\$0	\$0 N/A		Avery
Bladenboro	Infiltration/Inflow-related Inspection & Repairs	SWWR	WWSR-G	SRP-W-ARP-0294	x	N/A		100%	\$3,800,000	\$3,800,000	\$0	\$3,800,000 N/A		Bladen
Boardman	Columbus County Master Meter Interconnection	SDWR	DWSR-G	SRP-D-ARP-0333	x	N/A		100%	\$100,000	\$100,000	\$0	\$100,000 N/A		Bladen
Buncombe County	TBD	TBD	TBD	0	x	N/A		100%	\$2,750,000	\$0	\$0	\$0 N/A		Buncombe
Burke County	TBD	TBD	TBD	0	x	N/A		100%	\$1,118,247	\$0	\$0	\$0 N/A		Burke
Cabarrus County Water and Sewer Authority	TBD	SWWR	WWSR-G	SRP-W-ARP-0053	x	N/A		100%	\$7,125,000	\$0	\$0	\$0 N/A		Cabarrus
Cajah's Mountain	Sutton Place Sewer Extension	SWWR	WWSR-G	SRP-W-ARP-0163	x	N/A		100%	\$3,250,000	\$3,250,000	\$0	\$3,250,000 N/A		Caldwell
Catawba County	TBD	TBD	TBD	0	x	N/A		100%	\$1,000,000	\$0	\$0	\$0 N/A		Catawba
Chadbourn	TBD	TBD	TBD	0	x	N/A		100%	\$2,000,000	\$0	\$0	\$0 N/A		Columbus
Cherryville	Cherryville-Cleveland County Water System Interconnection	SDWR	DWSR-G	SRP-D-ARP-0195	x	N/A		100%	\$3,000,000	\$3,000,000	\$0	\$3,000,000 N/A		Gaston
Claremont	TBD	SWWR	WWSR-G	SRP-W-ARP-0272	x	N/A		100%	\$250,000	\$250,000	\$0	\$250,000 N/A		Catawba
Clayton	Sam's Branch Water Reclamation Facility	SWWR	WWSR-G	SRP-W-ARP-0280	x	N/A		100%	\$25,000,000	\$25,000,000	\$0	\$25,000,000 N/A		Johnston
Coats	TBD	SDWR	DWSR-G	SRP-D-ARP-0282	x	N/A		100%	\$1,000,000	\$0	\$0	\$0 N/A		Cumberland
Columbus	Additional Chlorine Contact Basin	SWWR	WWSR-G	SRP-W-ARP-0204	x	N/A		100%	\$500,000	\$500,000	\$0	\$500,000 N/A		Polk
Davidson County	TBD	TBD	TBD	TBD	x	N/A		100%	\$2,500,000	\$0	\$0	\$0 N/A		Davidson
Davie County	Bermuda Run Juniper Pump Station Renovation & WWTP Removal	SWWR	WWSR-G	SRP-W-ARP-0270	x	N/A		100%	\$1,800,000	\$1,800,000	\$0	\$1,800,000 N/A		Davie
Davie County	Dutchman's Creek Sewer Lift Station Rehabilitation	SWWR	WWSR-G	SRP-W-ARP-0273	x	N/A		100%	\$1,500,000	\$1,500,000	\$0	\$1,500,000 N/A		Davie
Davie County	Southpoint Pump Station & Force Main	SWWR	WWSR-G	SRP-W-ARP-0289	x	N/A		100%	\$1,640,000	\$1,640,000	\$0	\$1,640,000 N/A		Davie
Davie County	North Elevated Tank	SDWR	DWSR-G	SRP-D-ARP-0323	x	N/A		100%	\$3,060,000	\$3,060,000	\$0	\$3,060,000 N/A		Davie
Denton	TBD	SWWR	WWSR-G	SRP-W-ARP-0266	x	N/A		100%	\$30,000	\$0	\$0	\$0 N/A		Davidson
Denton	WWTP Bar Screen/Screw-Conveyor Replacement	SWWR	WWSR-G	SRP-W-ARP-0267	x	N/A		100%	\$100,000	\$100,000	\$0	\$100,000 N/A		Davidson
Denton	TBD	SWWR	WWSR-G	SRP-W-ARP-0268	x	N/A		100%	\$370,000	\$0	\$0	\$0 N/A		Davidson
Elizabeth City	Grace Drive Pump Station Replacement & Pipe	SWWR	WWSR-G	SRP-W-ARP-0167	x	N/A		100%	\$3,600,000	\$3,600,000	\$0	\$3,600,000 N/A		Pasquotank
Elkin	Water Line Replacement	SDWR	DWSR-G	SRP-D-ARP-0211	x	N/A		100%	\$2,000,000	\$2,000,000	\$0	\$2,000,000 N/A		Surry/Wilkes
Elm City	TBD	TBD	TBD	TBD	x	N/A		100%	\$2,000,000	\$0	\$0	\$0 N/A		Wilson

Construction Projects Funded by the State Reserve Program for FY 2022-2023
(Data Pull: 8-2023)

Owner	Project Name	Funding Source	Funding Program	Project Number	ARPA	ARPA Status	Co-Funded?	Grant Percentage	Appropriated Amount*	ARPA Grant Amount [†]	Non-ARPA Grant Amount	Total Funding	Description	County
Erwin	St. Matthew Road Utility (Drinking Water & Sanitary Sewer) Extension	SWWR	WWSR-G	SRP-W-ARP-0332	x	N/A		100%	\$1,000,000	\$1,000,000	\$0	\$1,000,000 N/A		Harnett
Fair Bluff	Regional Pump Station & Force Main Rehabilitation	SWWR	WWSR-G	SRP-W-ARP-0182	x	N/A		100%	\$13,350,000	\$13,350,000	\$0	\$13,350,000 N/A		Columbus
Fontana Dam	TBD	TBD	TBD	TBD	x	N/A		100%	\$6,000	\$0	\$0	\$0 N/A		Graham
Franklin County	TBD	TBD	TBD	TBD	x	N/A		100%	\$8,750,000	\$0	\$0	\$0 N/A		Franklin
Franklin	Clyde Street Waterline Improvements	SDWR	DWSR-G	SRP-D-ARP-0175	x	N/A		100%	\$820,000	\$820,000	\$0	\$820,000 N/A		Macon
Garland	TBD	SWWR	WWSR-G	SRP-W-ARP-0237	x	N/A		100%	\$2,700,000	\$0	\$0	\$0 N/A		Sampson
Gaston County	Drinking Water & Wastewater Reserve (High Shoals, Hardin, Dallas)	SDWR	DWSR-G	SRP-D-ARP-0075	x	N/A		100%	\$2,375,000	\$2,375,000	\$0	\$2,375,000 N/A		Gaston
Gibsonville	New Water Tank	SDWR	DWSR-G	SRP-D-ARP-0165	x	N/A		100%	\$500,000	\$500,000	\$0	\$500,000 N/A		Guilford/Alamance
Graham	TBD	TBD	TBD	TBD	x	N/A		100%	\$10,000,000	\$0	\$0	\$0 N/A		Alamance
Harmony	Harmony Wastewater Project	SWWR	WWSR-G	SRP-W-ARP-0279	x	N/A		100%	\$250,000	\$250,000	\$0	\$250,000 N/A		Iredell
Haw River	Wastewater System Improvements	SDWR	DWSR-G	SRP-D-ARP-0171	x	N/A		100%	\$525,000	\$525,000	\$0	\$525,000 N/A		Alamance
Hayesville	TBD	TBD	TBD	TBD	x	N/A		100%	\$100,000	\$0	\$0	\$0 N/A		Clay
Henderson	Kerr Lake Regional Water System Expansion	SDWR	DWSR-G	SRP-D-ARP-0194	x	N/A		100%	\$5,000,000	\$0	\$0	\$0 N/A		Vance
Highlands	Gibson Street Water and Sanitary Sewer Promvements	SDWR	DWSR-G	SRP-D-ARP-0291	x	N/A		100%	\$220,000	\$220,000	\$0	\$220,000 N/A		Macon/Jackson
Jacksonville	TBD	SWWR	WWSR-G	SRP-W-ARP-0014	x	N/A		100%	\$3,250,000	\$0	\$0	\$0 N/A		Onslow
Kings Mountain	TBD	TBD	TBD	TBD	x	N/A		100%	\$2,500,000	\$0	\$0	\$0 N/A		Cleveland/Gaston
Landis \$2,746,260	TBD	SWWR	WWSR-G	SRP-W-ARP-0184	x	N/A		100%	\$2,746,260	\$0	\$0	\$0 N/A		Rowan
Landis \$1,453,740	100,000 Gallon Elevated Water Tank	SDWR	DWSR-G	SRP-D-ARP-0201	x	N/A		100%	\$1,453,740	\$1,453,740	\$0	\$1,453,740 N/A		Rowan
Laurinburg	Elevated Storage Tank Improvements	SDWR	DWSR-G	SRP-D-ARP-0168	x	N/A		100%	\$3,890,000	\$3,890,000	\$0	\$3,890,000 N/A		Scotland
Laurinburg	Pump Station Renovation	SWWR	WWSR-G	SRP-W-ARP-0169	x	N/A		100%	\$7,360,000	\$7,360,000	\$0	\$7,360,000 N/A		Scotland
Lenoir County	TBD	TBD	TBD	TBD	x	N/A		100%	\$5,000,000	\$0	\$0	\$0 N/A		Lenoir
Lenoir	Finley Area Water System Improvements	SDWR	DWSR-G	SRP-D-ARP-0198	x	N/A		100%	\$6,300,000	\$6,300,000	\$0	\$6,300,000 N/A		Caldwell
Lillington	Wastewater Improvements -- Poorhouse Creek & WW Service to Harnett Central Road	SWWR	WWSR-G	SRP-W-ARP-0326	x	N/A		100%	\$9,250,000	\$9,250,000	\$0	\$9,250,000 N/A		Harnett
Lincoln County	TBD	SDWR	DWSR-G	SRP-D-ARP-0185	x	N/A		100%	\$18,550,000	\$0	\$0	\$0 N/A		Lincoln
Littleton	Collection System Rehabilitation	SWWR	WWSR-G	SRP-W-ARP-0277	x	N/A		100%	\$4,750,000	\$4,750,000	\$0	\$4,750,000 N/A		Halifax
Long View	Sweet Bay/012 Shelby Road Water/Sewer Project 56-6001271	SDWR	DWSR-G	SRP-D-ARP-0180	x	N/A		100%	\$250,000	\$250,000	\$0	\$250,000 N/A		Catawba
Love Valley	Community on-Site Septic System	SWWR	WWSR-G	SRP-W-ARP-0325	x	N/A		100%	\$1,000,000	\$1,000,000	\$0	\$1,000,000 N/A		Iredell
Lower Cape Fear Water and Sewer Authority	48-inch Parallel Raw Water Main Project	SDWR	DWSR-G	SRP-D-ARP-0170	x	N/A		100%	\$23,500,000	\$23,500,000	\$0	\$23,500,000 N/A		Brunswick
Marshville	Wastewater Collection, Treatment, and Discharge System Improvements	SWWR	WWSR-G	SRP-W-ARP-0186	x	N/A		100%	\$4,000,000	\$4,000,000	\$0	\$4,000,000 N/A		Union
Mayodan	WWTP Improvements/I&I Improvements	SWWR	WWSR-G	SRP-W-ARP-0187	x	N/A		100%	\$3,500,000	\$3,500,000	\$0	\$3,500,000 N/A		Rockingham
Mebane	Water Resource Recovery Facility Expansion	SWWR	WWSR-G	SRP-W-ARP-0177	x	N/A		100%	\$11,925,000	\$11,925,000	\$0	\$11,925,000 N/A		Alamance
Moorestville	WTP1 Renovation	SDWR	DWSR-G	SRP-D-ARP-0179	x	N/A		100%	\$9,500,000	\$9,500,000	\$0	\$9,500,000 N/A		Iredell
Morganton	Silver Creek Pump Station	SWWR	WWSR-G	SRP-W-ARP-0331	x	N/A		100%	\$1,118,247	\$1,118,247	\$0	\$1,118,247 N/A		Burke
Mount Olive	TBD	TBD	TBD	TBD	x	N/A		100%	\$1,000,000	\$0	\$0	\$0 N/A		Wayne/Duplin
Mount Pleasant	Water Distribution Improvements 2022	SDWR	DWSR-G	SRP-D-ARP-0082	x	N/A		100%	\$4,811,000	\$4,811,000	\$0	\$4,811,000 N/A		Cabarrus
Murphy	Ice Plant Lift Station Rehabilitation Project	SWWR	WWSR-G	SRP-W-ARP-0188	x	N/A		100%	\$360,000	\$360,000	\$0	\$360,000 N/A		Cherokee
Newland	Water System Repair/Update	SDWR	DWSR-G	SRP-D-ARP-0328	x	N/A		100%	\$1,650,000	\$1,650,000	\$0	\$1,650,000 N/A		Avery
Newland	Repairs/Updates to WWTP, Sewer Lines & Manholes	SWWR	WWSR-G	SRP-W-ARP-0329	x	N/A		100%	\$1,550,000	\$1,550,000	\$0	\$1,550,000 N/A		Avery
Newton	Clark Creek WWTP Expansion	SWWR	WWSR-G	SRP-W-ARP-0162	x	N/A		100%	\$33,750,000	\$33,750,000	\$0	\$33,750,000 N/A		Catawba
Candor	Yadkin River Raw Water Intake & Pump Station	SDWR	DWSR-G	SRP-D-ARP-0285	x	N/A		100%	\$15,000,000	\$15,000,000	\$0	\$15,000,000 N/A		Montgomery
Onslow Water and Sewer Authority	Southeast WWTP	SWWR	WWSR-G	SRP-W-ARP-0189	x	N/A		100%	\$10,000,000	\$0	\$0	\$0 N/A		Onslow
Pembroke	WWTP Phase 2	SWWR	WWSR-G	SRP-W-ARP-0336	x	N/A		100%	\$4,800,000	\$4,800,000	\$0	\$4,800,000 N/A		Robeson
Pilot Mountain	Water Distribution Improvements	SDWR	DWSR-G	SRP-D-ARP-0192	x	N/A		100%	\$2,000,000	\$2,000,000	\$0	\$2,000,000 N/A		Surry
Pine Level	Wastewater I&I Remediation Phase 2	SWWR	WWSR-G	SRP-W-ARP-0190	x	N/A		100%	\$2,500,000	\$2,500,000	\$0	\$2,500,000 N/A		Johnston
Pink Hill	TBD	TBD	TBD	TBD	x	N/A		100%	\$5,633,950	\$0	\$0	\$0 N/A		Lenoir
Princeton	Martin Livestock Road Sewer Extension	SWWR	WWSR-G	SRP-W-ARP-0196	x	N/A		100%	\$1,500,000	\$1,500,000	\$0	\$1,500,000 N/A		Johnston
Randolph County	Seagrove/Ulah MWSD - Uwharrie Pump Station Upfit & Force Main	SWWR	WWSR-G	SRP-W-ARP-0205	x	N/A		100%	\$2,500,000	\$2,500,000	\$0	\$2,500,000 N/A		Randolph
Rich Square	ARPA WWTP Improvements	SWWR	WWSR-G	SRP-W-ARP-0276	x	N/A		100%	\$1,000,000	\$1,000,000	\$0	\$1,000,000 N/A		Northampton
Richmond County	Energy Way Industrial Complex Sewer Improvements	SWWR	WWSR-G	SRP-W-ARP-0207	x	N/A		100%	\$4,000,000	\$4,000,000	\$0	\$4,000,000 N/A		Richmond
Robbinsville	TBD	TBD	TBD	TBD	x	N/A		100%	\$140,000	\$0	\$0	\$0 N/A		Graham
Ronda	Water System Improvements	SDWR	DWSR-G	SRP-D-ARP-0281	x	N/A		100%	\$3,500,000	\$3,500,000	\$0	\$3,500,000 N/A		Wilkes
Rowan County	Lead Remediation for NEW Rowan Water System	SDWR	DWSR-G	SRP-D-ARP-0178	x	N/A		100%	\$1,900,000	\$1,900,000	\$0	\$1,900,000 N/A		Rowan
Sanford	Service Expansion to Holly Springs & Fuquay-Varina	SDWR	DWSR-G	SRP-D-ARP-0344	x	N/A		100%	\$2,000,000	\$2,000,000	\$0	\$2,000,000 N/A		Lee
Shelby (portion of \$10,200,000)	Hickory Creek Sewer Outfall Replacement - ARPA	SWWR	WWSR-G	SRP-W-ARP-0029	x	N/A		100%	\$2,927,000	\$2,927,000	\$0	\$2,927,000 N/A		Cleveland
Shelby (portion of \$10,200,000)	24-inch Trnasmision Line - Washington Street	SDWR	DWSR-G	SRP-D-ARP-0030	x	N/A		100%	\$3,572,975	\$0	\$0	\$0 N/A		Cleveland
Shelby \$3,700,000	Water Plant Filter Rehabilitation & Sedimentation Valve Replacment	SDWR	DWSR-G	SRP-D-ARP-0274	x	N/A		100%	\$3,700,000	\$3,700,000	\$0	\$3,700,000 N/A		Cleveland
Siler City	Water Treatment Plant Sludge Improvements Project	SWWR	WWSR-G	SRP-W-ARP-0166	x	N/A		100%	\$2,000,000	\$2,000,000	\$0	\$2,000,000 N/A		Chatham
Spring Lake	TBD	TBD	TBD	TBD	x	N/A		100%	\$500,000	\$0	\$0	\$0 N/A		Cumberland

SWWR = State Wastewater Reserve SDWR = State Drinking Water Reserve

Construction Projects Funded by the State Reserve Program for FY 2022-2023
(Data Pull: 8-2023)

Owner	Project Name	Funding Source	Funding Program	Project Number	ARPA	ARPA Status	Co-Funded?	Grant Percentage	Appropriated Amount*	ARPA Grant Amount [†]	Non-ARPA Grant Amount	Total Funding	Description	County
Stanly County	(1) Stanly County – Badin WWTP Influent Pump Replacement; (2) Locust – North Basin Sewer Collection Improvements; (3) Oakboro – Pump Station Replacement; (4) Norwood – Carlie Street Pump Station Replacement	SWWR	WWSR-G	SRP-W-ARP-0212	x	N/A		100%	\$900,000	\$900,000	\$0	\$900,000 N/A		Stanly
Stanley \$2,476,110	Meadows Pump Station and Force Main Rehabilitation	SWWR	WWSR-G	SRP-W-ARP-0330	x	N/A		100%	\$5,700,000	\$2,476,110	\$0	\$2,476,110 N/A		Gaston
Stanley \$252,236	Sanitary Sewer Rehabilitation Plan for the Brevard St. Pump Station's Sanitary Sewer Basin	SWWR	WWSR-G	SRP-W-ARP-0293	x	N/A		100%	\$252,236	\$252,236	\$0	\$252,236 N/A		Gaston
Stokes County Water and Sewer Authority	Danbury Water Main Replacements	SDWR	DWSR-G	SRP-D-ARP-0209	x	N/A		100%	\$5,000,000	\$5,000,000	\$0	\$5,000,000 N/A		Stokes
Sweepsonville	Meter Replacement Project	SDWR	DWSR-G	SRP-D-ARP-0181	x	N/A		100%	\$237,000	\$237,000	\$0	\$237,000 N/A		Alamance
Tabor City	Burroughs Street Sewer Extension	SWWR	WWSR-G	SRP-W-ARP-0191	x	N/A		100%	\$185,000	\$185,000	\$0	\$185,000 N/A		Columbus
Tabor City	Burroughs Street Water Extension	SDWR	DWSR-G	SRP-D-ARP-0346	x	N/A		100%	\$1,665,000	\$0	\$0	\$0 N/A		Columbus
Thomasville	TBD	SDWR	DWSR-G	SRP-D-ARP-0335	x	N/A		100%	\$500,000	\$500,000	\$0	\$500,000 N/A		Davidson
Troutman	2022 Wastewater Capacity Improvements	SWWR	WWSR-G	SRP-W-ARP-0055	x	N/A		100%	\$900,000	\$900,000	\$0	\$900,000 N/A		Iredell
Union County	TBD	SWWR	WWSR-G	SRP-W-ARP-0275	x	N/A		100%	\$1,750,000	\$0	\$0	\$0 N/A		Union
Walnut Cove	TBD	SDWR	DWSR-G	SRP-D-ARP-0193	x	N/A		100%	\$8,000,000	\$0	\$0	\$0 N/A		Stokes
Warsaw	TBD	TBD	TBD	TBD	x	N/A		100%	\$7,500,000	\$0	\$0	\$0 N/A		Duplin
West Jefferson	Wastewater System Improvements	SWWR	WWSR-G	SRP-W-ARP-0164	x	N/A		100%	\$1,500,000	\$1,500,000	\$0	\$1,500,000 N/A		Ashe
Yadkin County	TBD	TBD	TBD	TBD	x	N/A		100%	\$1,000,000	\$0	\$0	\$0 N/A		Yadkin
Yancey County	WWTP Project	SWWR	WWSR-G	SRP-W-ARP-0173	x	N/A		100%	\$3,050,000	\$3,050,000	\$0	\$3,050,000 N/A		Yancey
Total Funding Appropriated/Claimed for S.L. 2022-74									\$399,151,655			\$266,445,333		

*Shaded amounts indicate that appropriated amounts came from the same pre-appropriation in the budget.

[†]For pre-appropriated projects, this amount is the amount already claimed by Local Government Units.



Appendix R
State Reserve Non-Construction Projects Funded by the Division in
FY 2022-2023



**Non-Construction Projects Funded by the State Reserve Program for FY 2022-2023
(Data Pull 8-2023)**

Owner	Funding Source	Project Number	Total Funded Amount	Project Name	County
May 2022 Cycle State Reserve Project (SRP) Asset Inventory and Assessment Grants					
Robersonville	SDWR/SWWR	AIA-D-ARP-0001/AIA-W-ARP-0002	\$400,000	VUR Water and Sewer Asset Inventory and Assessment	Martin
Edenton	SDWR	AIA-D-ARP-0003	\$175,000	AIA - Water Phase 2	Chowan
Edenton	SDWR	AIA-W-ARP-0004	\$200,000	Sewer AIA	Chowan
Gibson	SWWR	AIA-W-ARP-0005	\$150,000	WW Sys AIA	Scotland
Pikeville	SDWR	AIA-D-ARP-0006	\$74,500	Water AIA	Wayne
Pollocksville	SDWR	AIA-D-ARP-0007	\$187,000	Pollocksville - AIA Study - WATER	Jones
Tryon	SWWR	AIA-W-ARP-0008	\$261,500	Sewer AIA	Polk
Autryville	SDWR	AIA-D-ARP-0009	\$150,000	Water System AIA and Rate Study	Sampson
Stanly County	SWWR	AIA-W-ARP-0010	\$150,000	Comprehensive Sewer Master Plan	Stanly
Central Nash County WSD	SDWR	AIA-D-ARP-0011	\$150,000	CNWSA Drinking Water AIA	Nash
Northern Nash County WSD	SWWR	AIA-W-ARP-0012	\$150,000	NNWSD Wastewater AIA	Nash
Bertie County Water District IV	SDWR	AIA-D-ARP-0013	\$247,000	Lewiston Woodville Community Asset Inventory and Assessment	Bertie
Madison	SDWR	AIA-D-ARP-0014	\$150,000	Water Sys AIA	Rockingham
Trenton	SWWR	AIA-W-ARP-0015	\$389,000	Sewer AIA	Jones
Gamewell	SWWR	AIA-W-ARP-0016	\$82,000	Gamewell Sewer System Viability Project	Caldwell
St. Pauls	SDWR	AIA-D-ARP-0017	\$150,000	St. Pauls Water System Asset Inventory Assessment and Rate Study	Robeson
Yadkin County	SDWR/SWWR	AIA-D-ARP-0018/AIA-W-ARP-0019	\$150,000	Water and Sewer Asset Inventory and Assessment	Yadkin
Pilot Mountain	SDWR	AIA-D-ARP-0020	\$252,000	Water System AIA	Surry
Pinetops	SWWR	AIA-W-ARP-0021	\$150,000	Sanitary Sewer System AIA	Edgecombe
Pinetops	SDWR	AIA-D-ARP-0022	\$150,000	Water System AIA	Edgecombe
Taylorstown	SDWR	AIA-D-ARP-0023	\$125,000	Water Sys AIA	Moore
Taylorstown	SWWR	AIA-W-ARP-0024	\$125,000	WW Sys AIA	Moore
Vanceboro	SDWR	AIA-D-ARP-0025	\$150,000	Water Sys AIA	Craven
East Bend	SDWR	AIA-D-ARP-0026	\$96,000	Water AIA	Yadkin
East Bend	SWWR	AIA-W-ARP-0027	\$50,000	Sewer AIA	Yadkin
Ramseur	SDWR	AIA-D-ARP-0028	\$189,584	Water System Asset Inventory Assessment	Randolph
Middlesex	SWWR	AIA-W-ARP-0029	\$150,000	AIA Wastewater	Nash
Middlesex	SDWR	AIA-D-ARP-0030	\$150,000	VUR AIA Drinking Water Study	Nash
Star	SWWR	AIA-W-ARP-0031	\$140,000	WW Sys AIA	Montgomery
Ramseur	SWWR	AIA-W-ARP-0032	\$194,660	Sewer AIA	Randolph
Engelhard Sanitary District	SWWR	AIA-W-ARP-0033	\$250,000	ESD AIA Sewer	Hyde
Star	SDWR	AIA-D-ARP-0034	\$140,000	Water Sys AIA	Montgomery
Hamilton	SWWR	AIA-W-ARP-0035	\$150,000	Wastewater Sys AIA	Martin
Ronda	SDWR	AIA-D-ARP-0036	\$150,000	Water Asset Inventory and Assessment Components	Wilkes
Micro	SWWR	AIA-W-ARP-0037	\$150,000	Micro Sanitary Sewer Asset Inventory Assessment	Johnston
Micro	SDWR	AIA-D-ARP-0038	\$150,000	Micro Water Asset Inventory Assessment	Johnston
Roxboro	SWWR	AIA-W-ARP-0039	\$400,000	Sewer I&I AIA	Person
Newport	SWWR	AIA-W-ARP-0040	\$120,000	Wastewater System Asset Inventory and Assessment	Carteret
Newport	SDWR	AIA-D-ARP-0041	\$110,000	Water System Asset Inventory and Assessment	Carteret
Edgecombe County	SDWR	AIA-D-ARP-0042	\$307,255	2022 Water Asset Management Plan	Edgecombe
Wilson	SWWR	AIA-W-ARP-0043	\$400,000	Sewer Asset Inventory Assessment 2022/2023	Wilson
Mount Airy	SWWR	AIA-W-ARP-0044	\$100,000	Sewer AIA	Surry

**Non-Construction Projects Funded by the State Reserve Program for FY 2022-2023
(Data Pull 8-2023)**

Owner	Funding Source	Project Number	Total Funded		Project Name	County
			Amount			
Anson County	SWWR	AIA-W-ARP-0045	\$100,000		Wastewater AIA	Anson
Anson County	SDWR	AIA-D-ARP-0046	\$300,000		Water AIA	Anson
Henderson	SWWR	AIA-W-ARP-0047	\$200,000		AIA Wastewater	Vance
Henderson	SDWR	AIA-D-ARP-0048	\$200,000		AIA Water	Vance
Beech Mountain	SWWR	AIA-W-ARP-0049	\$400,000		Grassy Gap WWTP Sewershed Study	Watauga
Fayetteville PWC	SDWR	AIA-D-ARP-0050	\$400,000		Water Sys AIA	Cumberland
Roanoke Rapids Sanitary District	SWWR	AIA-W-ARP-0051	\$200,000		Sewer AIA	Halifax
Apex	SWWR	AIA-W-ARP-0052	\$400,000		Evaluation of the Current State of the Collection System	Wake
Lake Lure	SWWR	AIA-W-ARP-0053	\$200,000		Subaqueous Sanitary Sewer AIA	Rutherford
Spindale	SWWR	AIA-W-ARP-0054	\$400,000		Sewer AIA (Pipe Condition Assessment Project)	Rutherford
Roanoke Rapids Sanitary District	SDWR	AIA-D-ARP-0055	\$200,000		Water AIA	Halifax
Mount Airy	SDWR	AIA-D-ARP-0056	\$100,000		Water AIA	Surry
Pittsboro	SWWR	AIA-W-ARP-0057	\$250,000		Wastewater Master Plan	Chatham
Rocky Mount	SWWR	AIA-W-ARP-0058	\$400,000		Sewer AIA	Nash/Edgecombe
Greensboro	SWWR	AIA-W-ARP-0059	\$400,000		Sewer AIA	Guilford
Selma	SDWR	AIA-D-ARP-0060	\$248,500		Water System AIA	Johnston
Yadkin Valley Sewer Authority	SWWR	AIA-W-ARP-0061	\$360,520		2022 Additional Sewer Priority Areas Assessment	Surry
Southern Pines	SDWR	AIA-D-ARP-0062	\$200,000		Water System AIA	Moore
Southern Pines	SWWR	AIA-W-ARP-0063	\$200,000		Sewer System AIA	Moore
Holly Springs	SDWR	AIA-D-ARP-0064	\$200,000		Holly Springs Water AIA	Wake
Clarkton	SWWR	AIA-W-ARP-0065	\$240,000		Sewer AIA	Bladen
Winston-Salem	SDWR	AIA-D-ARP-0066	\$400,000		Lead and Copper Rule Compliance Program	Forsyth
Lumberton	SWWR	AIA-W-ARP-0067	\$214,010		2022 Main Sewer Interceptor Study	Robeson
Biscoe	SWWR	AIA-W-ARP-0068	\$150,000		Biscoe Wastewater System Asset Inventory & Assessment	Montgomery
Fuquay-Varina	SWWR	AIA-W-ARP-0069	\$400,000		Collection System Master Plan and Asset Inventory	Wake
Hobgood	SDWR	AIA-D-ARP-0070	\$150,000		AIA Drinking Water	Halifax
Hobgood	SWWR	AIA-W-ARP-0071	\$150,000		AIA Wastewater Collection	Halifax
Brunswick Regional WS H2GO	SWWR	AIA-W-ARP-0072	\$200,000		2022 Wastewater Asset Inventory & Assessment	Brunswick
Brunswick Regional WS H2GO	SDWR	AIA-D-ARP-0073	\$200,000		2022 Water Asset & Inventory	Brunswick
Carolina Beach	SWWR	AIA-W-ARP-0074	\$200,000		Sewer System Resiliency Assessment Project	New Hanover
Shelby	SWWR	AIA-W-ARP-0075	\$300,000		Major Outfall Survey and modeling and WWTP Asset Management and	Cleveland
Woodland	SDWR	AIA-D-ARP-0076	\$150,000		Water System Asset Inventory Assessment	Northampton
Holly Springs	SWWR	AIA-W-ARP-0077	\$200,000		Holly Springs Sewer AIA	Wake
Raleigh	SWWR	AIA-W-ARP-0078	\$200,000		Wastewater AIA	Wake
Raleigh	SDWR	AIA-D-ARP-0079	\$200,000		Water AIA	Wake
Archdale	SDWR	AIA-D-ARP-0080	\$242,000		Water Sys AIA	Randolph/Guilford
Bermuda Run	SWWR	AIA-W-ARP-0081	\$400,000		Sewer AIA Application	Davie
Clayton	SWWR	AIA-W-ARP-0082	\$250,000		Collection System Master Plan	Johnston
Clayton	SDWR	AIA-D-ARP-0083	\$150,000		Water System Master Plan	Johnston
Baton Water Corporation	SDWR	AIA-D-ARP-0084	\$233,000		Water System AIA	Caldwell
Columbus County Water District IV	SWWR	AIA-D-ARP-0085	\$150,000		Water Sys AIA	Columbus
Kure Beach	SDWR	AIA-D-ARP-0086	\$150,000		Water Sys AMP	New Hanover
Mocksville	SWWR	AIA-W-ARP-0087	\$200,000		Sewer AIA Application	Davie
Mocksville	SDWR	AIA-D-ARP-0088	\$200,000		Water AIA	Davie
White Lake	SDWR	AIA-D-ARP-0089	\$240,500		AIA Water System	Bladen

**Non-Construction Projects Funded by the State Reserve Program for FY 2022-2023
(Data Pull 8-2023)**

Owner	Funding Source	Project Number	Total Funded		Project Name	County
			Amount			
Wadesboro	SDWR	AIA-D-ARP-0090	\$200,000		Water AIA	Anson
Hendersonville	SDWR	AIA-D-ARP-0091	\$400,000		Water Treatment AIA (Master Plan)	Henderson
Lake Junaluska Assembly	SDWR	AIA-D-ARP-0092	\$150,000		Lake Junaluska Assembly Water AIA Project	Haywood
Carolina Beach	SDWR	AIA-D-ARP-0093	\$200,000		Water System Resiliency Assessment Project	New Hanover
Shelby	SDWR	AIA-D-ARP-0094	\$100,000		WTP Asset Management and Modeling	Cleveland
Ocracoke Sanitary District	SDWR	AIA-D-ARP-0095	\$150,000		OSD Water System AIA	Hyde
Columbus County Water District III	SDWR	AIA-D-ARP-0096	\$150,000		Water Sys AIA	Columbus
Pasquotank County	SDWR	AIA-D-ARP-0097	\$150,000		Weeksville Water Meter System Inventory and Asset Assessment	Pasquotank
Northampton County	SWWR	AIA-W-ARP-0098	\$150,000		Sewer AIA	Northampton
Clay County	SWWR	AIA-W-ARP-0099	\$150,000		Clay County Wastewater AIA Project	Clay
Clay County	SDWR	AIA-D-ARP-0100	\$150,000		Clay County Water AIA Project	Clay
Long View	SWWR	AIA-W-ARP-0101	\$150,000		Long View Wastewater AIA Project	Burke/Catawba
Long View	SDWR	AIA-D-ARP-0102	\$150,000		Water AIA	Burke/Catawba
Elkin	SDWR	AIA-D-ARP-0103	\$245,000		Water AIA	Wilkes & Surry
Granite Falls	SDWR	AIA-D-ARP-0104	\$150,000		Water System Asset Inventory & Assessment	Caldwell
Troutman	SWWR	AIA-W-ARP-0105	\$225,000		Clay Pipe Sewer System Inventory & Assessment Project	Iredell
Brevard	SWWR	AIA-W-ARP-0106	\$200,000		Wastewater Collection Sys AIA	Transylvania
Taylorsville	SDWR	AIA-D-ARP-0107	\$155,000		Water Asset Inventory Assessment	Alexander
Davie County	SWWR	AIA-W-ARP-0108	\$400,000		Sewer AIA Application	Davie
Charlotte	SDWR	AIA-D-ARP-0109	\$400,000		Lead and Copper Rule Revisions (LCRR) Support	Mecklenburg
Harmony	SWWR	AIA-W-ARP-0110	\$233,000		Sewer AIA	Iredell
Onslow Water and Sewer Authority	SDWR	AIA-D-ARP-0111	\$150,000		Water System Master Plan	Onslow
Pine Bluff	SDWR	AIA-D-ARP-0112	\$233,000		Water AIA	Moore
Hillsborough	SDWR	AIA-D-ARP-0113	\$100,000		Water Master Plan	Orange
Beulaville	SWWR	AIA-W-ARP-0114	\$205,000		Sanitary Sewer System Asset Inventory and Assessment	Duplin
Beulaville	SDWR	AIA-D-ARP-0115	\$194,400		Water System Asset Inventory and Assessment	Duplin
Ranlo	SDWR	AIA-D-ARP-0116	\$150,000		Water System Asset Management Plan Components	Gaston
Cherryville	SDWR	AIA-D-ARP-0117	\$150,000		Water System Asset Management Plan Components	Gaston
Albemarle	SWWR	AIA-W-ARP-0118	\$200,000		Sewer System AIA	Stanly
Nashville	SWWR	AIA-W-ARP-0119	\$150,000		AIA - Wastewater Collection System	Nash
Jefferson	SWWR	AIA-W-ARP-0120	\$200,000		Sewer AIA	Ashe
Jefferson	SDWR	AIA-D-ARP-0121	\$200,000		Water AIA	Ashe
Aberdeen	SDWR	AIA-D-ARP-0122	\$150,000		Aberdeen Drinking Water AIA	Moore
Troutman	SDWR	AIA-D-ARP-0123	\$175,000		Water System Asset Inventory and Assessment Project	Iredell
Brevard	SDWR	AIA-D-ARP-0124	\$187,500		Water AIA	Transylvania
Contentnea Metropolitan Sanitary District	SWWR	AIA-W-ARP-0125	\$400,000		2022 Sewer Asset Inventory and Assessment	Pitt
Piedmont Triad Regional Water Authority	SDWR	AIA-D-ARP-0126	\$162,000		PTRWA Inventory, PM and CIP Assessment	Randolph
Wallace	SDWR	AIA-D-ARP-0127	\$150,000		AIA - Water	Duplin
Cherryville	SWWR	AIA-W-ARP-0128	\$150,000		Wastewater System Asset Management Plan Components	Gaston
Clyde	SWWR	AIA-W-ARP-0129	\$150,000		Clyde Sewer AIA Project	Haywood
Magnolia	SWWR	AIA-W-ARP-0130	\$150,000		Sanitary Sewer Sys AIA	Duplin
River Bend	SWWR	AIA-W-ARP-0131	\$150,000		Wastewater System AIA	Craven
River Bend	SDWR	AIA-D-ARP-0132	\$150,000		Water System AIA	Craven
Kure Beach	SWWR	AIA-W-ARP-0133	\$150,000		Sewer Sys AMP	New Hanover

**Non-Construction Projects Funded by the State Reserve Program for FY 2022-2023
(Data Pull 8-2023)**

Owner	Funding Source	Project Number	Total Funded		Project Name	County
			Amount			
South Granville Water and Sewer Authority (SGWASA)	SDWR	AIA-D-ARP-0134	\$150,000		SGWASA Water Asset Inventory and Assessment Project	Granville
Nashville	SDWR	AIA-D-ARP-0135	\$150,000		AIA - Drinking Water	Nash
Laurinburg	SWWR	AIA-W-ARP-0136	\$150,000		Wastewater System Asset Inventory and Assessment Update with Rate	Scotland
Laurinburg	SDWR	AIA-D-ARP-0137	\$150,000		Water System Asset Inventory and Assessment Update with Rate Study	Scotland
Garland	SDWR	AIA-D-ARP-0138	\$245,900		Water System Asset Inventory and Assessment	Sampson
Weldon	SDWR	AIA-D-ARP-0139	\$150,000		Water System AIA	Halifax
Mount Pleasant	SDWR	AIA-D-ARP-0140	\$150,000		Drinking Water AIA	Cabarrus
Grimesland	SWWR	AIA-W-ARP-0141	\$195,000		AIA - Sewer	Pitt
Fork Township Sanitary District	SDWR	AIA-D-ARP-0142	\$400,000		Water AIA	Wayne
Belfast-Patetown Sanitary District	SDWR	AIA-D-ARP-0143	\$360,000		Water AIA	Wayne
Southeastern Wayne Sanitary District	SDWR	AIA-D-ARP-0144	\$380,000		Water AIA	Wayne
Southwestern Wayne Sanitary District	SDWR	AIA-D-ARP-0145	\$120,000		Water AIA	Wayne
Ranlo	SWWR	AIA-W-ARP-0146	\$150,000		Wastewater System Asset Management Plan Components	Gaston
Kenansville	SWWR	AIA-W-ARP-0147	\$150,000		2021 Sewer AIA	Duplin
Dallas	SWWR	AIA-W-ARP-0148	\$150,000		Wastewater Asset Inventory & Assessment	Gaston
Rosman	SWWR	AIA-W-ARP-0149	\$75,000		Sewer AIA	Transylvania
Rosman	SDWR	AIA-D-ARP-0150	\$75,000		Water AIA	Transylvania
Pamlico County	SDWR	AIA-D-ARP-0151	\$130,000		Water System Asset Inventory and Assessment	Pamlico
Graham	SDWR	AIA-D-ARP-0152	\$400,000		Water AIA	Alamance
Harrisburg	SDWR/SWWR	AIA-D-ARP-0153/AIA-W-ARP-0154	\$400,000		Harrisburg Asset Inventory Assessment (Both)	Cabarrus
Weldon	SWWR	AIA-W-ARP-0155	\$150,000		Wastewater AIA	Halifax
Mount Pleasant	SWWR	AIA-W-ARP-0156	\$150,000		Wastewater AIA	Cabarrus
Johnston County	SWWR	AIA-W-ARP-0157	\$200,000		CMMS Initiation at Existing CJCRWWTF	Johnston
Johnston County	SDWR	AIA-D-ARP-0158	\$200,000		CMMS Initiation at Existing TGB WTP	Johnston
Eastern Wayne Sanitary District	SDWR	AIA-D-ARP-0159	\$400,000		Water AIA	Wayne
Northwestern Wayne Sanitary District	SDWR	AIA-D-ARP-0160	\$280,000		Water AIA	Wayne
Teachey	SWWR	AIA-W-ARP-0161	\$211,975		Sanitary Sewer System Asset Inventory and Assessment	Duplin
Teachey	SDWR	AIA-D-ARP-0162	\$188,000		Water System Asset Inventory and Assessment	Duplin
Grimesland	SDWR	AIA-D-ARP-0163	\$175,000		AIA - Water	Pitt
Kenansville	SDWR	AIA-D-ARP-0164	\$150,000		2021 Water AIA	Duplin
Boiling Springs	SWWR	AIA-W-ARP-0165	\$150,000		Wastewater System AIA	Cleveland
Boiling Springs	SDWR	AIA-D-ARP-0166	\$150,000		Water System AIA	Cleveland
Taylorville	SWWR	AIA-W-ARP-0167	\$155,000		2022 Sewer Collection System Assessment Project	Alexander
Bridgeton	SWWR	AIA-W-ARP-0168	\$335,000		Wastewater AIA	Craven
Topsail Beach	SDWR	AIA-D-ARP-0169	\$180,000		Water Asset Inventory Assessment	Pender
Columbia	SWWR	AIA-W-ARP-0170	\$280,000		Sewer AIA	Tyrell
Columbia	SDWR	AIA-D-ARP-0171	\$120,000		Water AIA	Tyrell
Jones County	SDWR	AIA-D-ARP-0172	\$400,000		Water AIA	Jones
Albemarle	SDWR	AIA-D-ARP-0173	\$150,000		Water System AIA	Stanly
Conway	SDWR	AIA-D-ARP-0174	\$150,000		Drinking Water Distribution System AIA	Northampton
Conway	SWWR	AIA-W-ARP-0175	\$150,000		Wastewater Collection System AIA	Northampton
Cleveland	SWWR	AIA-W-ARP-0176	\$125,000		AIA Sewer	Rowan
Cleveland	SDWR	AIA-D-ARP-0177	\$100,000		AIA Water	Rowan

**Non-Construction Projects Funded by the State Reserve Program for FY 2022-2023
(Data Pull 8-2023)**

Owner	Funding Source	Project Number	Total Funded		Project Name	County
			Amount			
Warsaw	SWWR	AIA-W-ARP-0178	\$260,000		Sewer AIA	Duplin
Gibsonville	SDWR	AIA-D-ARP-0179	\$200,000		Water AIA	Guilford
Morehead City	SDWR	AIA-D-ARP-0180	\$400,000		Water AIA	Carteret
North Lenoir Water Corporation	SDWR	AIA-D-ARP-0181	\$400,000		Water System Asset Inventory and Assessment	Lenoir
Bunn	SWWR	AIA-W-ARP-0182	\$150,000		Bunn Sanitary Sewer Asset Inventory Assessment	Franklin
Bunn	SDWR	AIA-D-ARP-0183	\$150,000		Bunn Water System Asset Inventory Assessment	Franklin
Mebane	SDWR	AIA-D-ARP-0184	\$300,000		Water AIA	Alamance/Orange
Warsaw	SDWR	AIA-D-ARP-0185	\$137,000		Water AIA	Duplin
Maury Sanitary Land District	SWWR	AIA-W-ARP-0186	\$400,000		Sewer AIA	Greene
Gibsonville	SWWR	AIA-W-ARP-0187	\$200,000		Sewer AIA	Guilford
Yanceyville	SDWR	AIA-D-ARP-0188	\$250,000		Water AIA	Caswell
Sweptonville	SWWR	AIA-W-ARP-0189	\$150,000		Sewer System AIA	Alamance
Junaluska Sanitary District	SDWR/SWWR	AIA-D-ARP-0190/AIA-W-ARP-0191	\$146,650		GIS Mapping (both)	Haywood
Elon	SDWR	AIA-D-ARP-0192	\$300,000		Water AIA	Alamance
Yanceyville	SWWR	AIA-W-ARP-0193	\$150,000		Sewer AIA	Caswell
Sweptonville	SDWR	AIA-D-ARP-0194	\$250,000		Water System AIA	Alamance
Haw River	SDWR	AIA-D-ARP-0195	\$250,000		Water AIA	Alamance
Haw River	SWWR	AIA-W-ARP-0196	\$150,000		Sewer AIA	Alamance
Total May 2022 Cycle Funded SRP Asset Inventory and Assessment Grants:			\$39,733,454			
May 2022 Cycle SRP Merger/Regionalization Feasibility Grants						
Rutherford County	SWWR	MRF-W-ARP-0001	\$400,000		Rutherfordton-Spindale MRF Study	Rutherford
Stanly County	SWWR	MRF-W-ARP-0002	\$100,000		Locust-Stanly County Utility Merger Study	Stanly
Stanly County	SWWR	MRF-W-ARP-0003	\$75,000		Norwood-Stanly County Merger Study - Wastewater	Stanly
Stanly County	SDWR	MRF-D-ARP-0004	\$75,000		Norwood-Stanly County Utility Merger Study (Water System)	Stanly
Pittsboro	SDWR	MRF-D-ARP-0005	\$150,000		Western Intake Partnership Regionalization Study	Chatham
Cape Fear PUA	SDWR	MRF-D-ARP-0006	\$200,000		MRF: CFPUA and Wrightsville Beach (DW)	New Hanover
Cape Fear PUA	SWWR	MRF-W-ARP-0007	\$200,000		MRF: CFPUA and Wrightsville Beach (WW)	New Hanover
Taylorsville	SDWR	MRF-D-ARP-0008	\$90,000		Water MRF Study	Alexander
Orange Water and Sewer Authority	SDWR	MRF-D-ARP-0009	\$400,000		Western Intake Partnership Regionalization Study	Orange
Clarkton	SWWR	MRF-W-ARP-0010	\$50,000		MRF - Sewer System Improvements	Bladen
Chatham County	SDWR	MRF-D-ARP-0011	\$400,000		Western Intake Partnership Regionalization Study	Chatham
Montgomery County	SDWR	MRF-D-ARP-0012	\$50,000		Water System Merger Regionalization Study	Montgomery
Durham	SDWR	MRF-D-ARP-0013	\$400,000		Western Intake Partnership Regionalization Study	Durham
May 2022 Cycle SRP Merger/Regionalization Feasibility Grants:			\$2,590,000			
September 2022 Cycle SRP Asset Inventory and Assessment Grants						
Enfield	SDWR	AIA-D-ARP-0197	\$200,000		Water Sys AMP	Halifax
Eastover Sanitary District	SDWR	AIA-D-ARP-0198	\$250,000		Water System AIA	Cumberland
Ellerbe	SWWR	AIA-W-ARP-0199	\$200,000		Ellerbe Wastewater AIA	Richmond
Landis	SWWR	AIA-W-ARP-0200	\$400,000		Sanitary Sewer Asset Assessment and Evaluation	Rowan
Marion	SWWR	AIA-W-ARP-0201	\$400,000		Sewer AIA	McDowell
Lucama	SDWR	AIA-D-ARP-0202	\$208,360		Water AIA	Wilson
Dunn	SWWR	AIA-W-ARP-0203	\$400,000		Sewer System AIA	Harnett
South Granville Water & Sewer Authority	SWWR	AIA-W-ARP-0204	\$200,000		Asset Inventory and Assessment - Sewer System	Granville

**Non-Construction Projects Funded by the State Reserve Program for FY 2022-2023
(Data Pull 8-2023)**

Owner	Funding Source	Project Number	Total Funded		Project Name	County
			Amount			
Bryson City	SDWR	AIA-D-ARP-0205	\$200,000		Bryson City Water Asset Inventory andAssessment	Swain
Bryson City	SWWR	AIA-W-ARP-0206	\$200,000		Bryson City Sewer System Asset Inventory andAssessment	Swain
Farmville	SWWR	AIA-W-ARP-0207	\$260,000		Sanitary Sewer System AIA Evaluation	Pitt
Farmville	SDWR	AIA-D-ARP-0208	\$140,000		Water System AIA Evaluation	Pitt
Martin County	SDWR	AIA-D-ARP-0209	\$400,000		Water AIA	Martin
Dublin	SWWR	AIA-W-ARP-0210	\$250,000		Wastewater System AIA Update	Bladen
Marshville	SDWR	AIA-D-ARP-0211	\$181,900		Water AIA	Union
Siler City	SWWR	AIA-W-ARP-0212	\$400,000		AIA - Sewer System	Chatham
Eastover Sanitary District	SWWR	AIA-W-ARP-0213	\$150,000		Sewer System AIA	Cumberland
Vance County Water District	SDWR	AIA-D-ARP-0214	\$250,000		Water System AIA	Vance
Bladen County Water District	SDWR	AIA-D-ARP-0215	\$400,000		Water System AIA	Bladen
Lucama	SWWR	AIA-W-ARP-0216	\$191,640		Sewer AIA	Wilson
Seaboard	SDWR	AIA-D-ARP-0217	\$197,800		Water System AIA	Northampton
Halifax	SWWR	AIA-W-ARP-0218	\$200,000		Sewer System Asset Management Plan	Halifax
Gibson	SDWR	AIA-D-ARP-0219	\$200,000		Gibson AIA - Water System	Scotland
Cameron	SDWR	AIA-D-ARP-0220	\$160,000		AIA-Water System	Moore
Dallas	SDWR	AIA-D-ARP-0221	\$200,000		Lead Line Service Inventory	Gaston
Elizabeth City	SWWR	AIA-W-ARP-0222	\$300,000		Providence/Charles I&I Reduction Plan	Pasquotank/Camden
Lenoir	SDWR	AIA-D-ARP-0223	\$200,000		Water AIA	Caldwell
Lenoir	SWWR	AIA-W-ARP-0224	\$200,000		Sewer AIA	Caldwell
Newland	SWWR	AIA-W-ARP-0225	\$150,000		Newland - Gravity Sewer Collection System AIA Study	Avery
Winterville	SWWR	AIA-W-ARP-0226	\$150,000		Winterville Sewer Master Plan	Pitt
Scotland County	SDWR	AIA-D-0268	\$300,000		AIA Grant for LCRR	Scotland
Ayden	SWWR	AIA-W-ARP-0227	\$400,000		AIA Sanitary Sewer System	Pitt
Seaboard	SWWR	AIA-W-ARP-0228	\$202,200		Wastewater System AIA	Northampton
Bald Head Island	SDWR	AIA-D-ARP-0229	\$253,000		Water AIA	Brunswick
Biscoe	SDWR	AIA-D-ARP-0230	\$175,000		Biscoe Water System AIA	Montgomery
Magnolia	SDWR	AIA-D-ARP-0231	\$231,625		Water System AIA	Duplin
Carthage	SWWR	AIA-W-ARP-0232	\$200,000		Carthage Sewer AIA	Moore
Elizabeth City	SDWR	AIA-D-ARP-0233	\$100,000		Lead Detection & Replacement Plan Ph1	Pasquotank/Camden
Whitakers	SWWR	AIA-W-ARP-0234	\$181,080		Sanitary Sewer System AIA	Nash/Edgecombe
Whitakers	SDWR	AIA-D-ARP-0235	\$218,920		Water System AIA	Nash/Edgecombe
Broadway	SWWR	AIA-W-ARP-0236	\$400,000		Sewer Sys AIA to Support Regionalization	Lee
Newland	SDWR	AIA-D-ARP-0237	\$150,000		Newland - Drinking Water Distribution System AIA Study	Avery
Richmond County	SDWR	AIA-D-ARP-0238	\$300,000		Richmond County Asset Inventory and Assessment - Water System	Richmond
Pasquotank County	SDWR	AIA-D-ARP-0239	\$150,000		RO System AIA	Pasquotank
Stovall	SWWR	AIA-W-ARP-0240	\$200,000		Sewer System AIA	Granville
Stokesdale	SDWR	AIA-D-ARP-0241	\$300,000		AIA - Water	Guilford
Lincolnton	SWWR	AIA-W-ARP-0242	\$300,000		Wastewater AIA project	Lincoln
Lincolnton	SDWR	AIA-D-ARP-0243	\$100,000		2022 Water AIA project	Lincoln
Walnut Creek	SWWR	AIA-W-ARP-0244	\$130,000		Wastewater AIA Mapping	Wayne
King	SWWR	AIA-W-ARP-0245	\$200,000		Wastewater Asset Inventory and Assessment	Stokes/Forsyth
Lansing	SWWR	AIA-W-ARP-0246	\$250,000		2022 Wastewater AIA	Ashe
Colerain	SWWR	AIA-W-ARP-0247	\$325,000		Collection System AIA	Bertie

**Non-Construction Projects Funded by the State Reserve Program for FY 2022-2023
(Data Pull 8-2023)**

Owner	Funding Source	Project Number	Total Funded		Project Name	County
			Amount			
West Jefferson	SDWR	AIA-D-ARP-0248/AIA-D-0269	\$200,000		Water Sys AIA Study	Ashe
West Jefferson	SWWR	AIA-W-ARP-0249	\$200,000		Wastewater Sys AIA Study	Ashe
Seven Springs	SWWR	AIA-W-ARP-0250	\$262,000		AIA Study - Sewer	Wayne
Walnut Creek	SDWR	AIA-D-ARP-0251	\$100,000		Drinking Water AIA mapping	Wayne
Old Fort	SWWR	AIA-W-ARP-0252	\$253,000		Sewer AIA	McDowell
Walstonburg	SDWR	AIA-D-ARP-0253	\$50,000		AIA and Water Model	Greene
Stovall	SDWR	AIA-D-ARP-0254	\$200,000		Water System AIA	Granville
Bald Head Island	SWWR	AIA-W-ARP-0255/AIA-W-0270	\$253,000		Sewer AIA	Brunswick
Newton Grove	SDWR	AIA-D-ARP-0256	\$313,000		Newton Grove Water AIA	Sampson
Cove City	SDWR	AIA-D-ARP-0257	\$155,360		Water Sys AIA	Craven
Cove City	SWWR	AIA-W-ARP-0258	\$238,875		Sewer Sys AIA	Craven
Lansing	SDWR	AIA-D-ARP-0259	\$140,000		2022 Water AIA	Ashe
Lewiston-Woodville	SWWR	AIA-W-ARP-0260	\$335,000		Sewer System AIA	Bertie
Moore County	SDWR	AIA-D-ARP-0261	\$400,000		Moore County Water AIA (Vass and Pinehurst)	Moore
Duplin County Albertson Water and Sewer District	SDWR	AIA-D-ARP-0263	\$339,088		AIA Water System Improvements	Duplin
Duplin County	SDWR	AIA-D-ARP-0262	\$249,000		Water Sys AIA	Duplin
Duplin County Water District B	SDWR	AIA-D-ARP-0264	\$386,544		Water Sys AIA	Duplin
Duplin County Water District D	SDWR	AIA-D-ARP-0265	\$400,000		Water Sys AIA	Duplin
Duplin County Water District E	SDWR	AIA-D-ARP-0266	\$398,504		Water Sys AIA	Duplin
Duplin County Water District F	SDWR	AIA-D-ARP-0267	\$396,856		Water Sys AIA	Duplin
Duplin County Water District G	SDWR	AIA-D-ARP-0268	\$351,976		Water Sys AIA	Duplin
Nags Head	SDWR	AIA-D-ARP-0269	\$244,000		Water System A&A	Dare
Old Fort	SDWR	AIA-D-ARP-0270/AIA-D-0271	\$253,000		Water AIA	McDowell
Maysville	SDWR	AIA-D-ARP-0271	\$120,000		Water Model & GPS Locating System Components	Jones
Drexel	SDWR	AIA-D-ARP-0272	\$350,000		Water Sys AIA	Burke
Boone	SWWR	AIA-W-ARP-0273	\$125,000		Sewer System AIA	Watauga
Boone	SDWR	AIA-D-ARP-0274	\$275,000		Water System AIA	Watauga
Elk Park	SDWR	AIA-D-ARP-0275	\$400,000		Fall 2022 Water AIA	Avery
Pfeiffer-North Stanly Water Association	SDWR	AIA-D-ARP-0276	\$200,000		Water AIA	Stanly
Thomasville	SWWR	AIA-W-ARP-0277	\$400,000		Sewer Asset Inventory & Assessment	Davidson
Severn	SDWR	AIA-D-ARP-0278	\$150,000		DW Distribution AIA	Northampton
Severn	SWWR	AIA-W-ARP-0279	\$150,000		WW Collection AIA	Northampton
Mebane	SWWR	AIA-W-ARP-0280	\$100,000		Sewer AIA	Alamance/Orange
Havelock	SDWR	AIA-D-ARP-0281	\$150,000		Water Distribution Asset Inventory	Craven
Havelock	SWWR	AIA-W-ARP-0282	\$150,000		Wastewater Asset Inventory	Craven
Total September 2022 Cycle Funded SRP Asset Inventory and Assessment Grants:			\$20,995,728			
September 2022 Cycle SRP Merger/Regionalization Feasibility Grants						
Martin County Regional Water and Sewer Authority	SDWR	MRF-D-ARP-0015/ MRF-D-0062	\$450,000		Partnership Evaluation	Martin
Colerain	SWWR	MRF-W-ARP-0016	\$50,000		2022 MRFS (Wastewater)	Bertie

**Non-Construction Projects Funded by the State Reserve Program for FY 2022-2023
(Data Pull 8-2023)**

Owner	Funding Source	Project Number	Total Funded Amount	Project Name	County
Sedalia	SWWR	MRF-W-ARP-0017	\$50,000	Sedalia WW MRFS	Guilford
Saluda	SDWR	MRF-D-ARP-0018	\$350,000	Merger/Regionalization Feasibility Study	Polk/Henderson
West Jefferson	SDWR	MRF-D-ARP-0019	\$55,000	Jefferson/West Jefferson Emergency Water Interconnection Feasibility :	Ashe
Total September 2022 Cycle Funded SRP Merger/Regionalization Feasibility Grants:			\$955,000		



Appendix S
Status of State Reserve Funds Disbursed and Remaining in
FY 2022-2023



Funds Disbursed and Remaining for Active Projects (FY 2022-2023)
(Data Pub: 8-2023)

Local Government Unit	Project Number	Obligated	Appropriations and Transfers			Session Law 2022-74 Non-ARPA			Session Law 2022-74 ARPA			Bond Grants		Bond Loan		Revolving Loan		ARPA - Other (SL 2021-180)			ARPA - At-Risk (SL 2021-180)			ARPA - Distressed (SL 2021-180)			
			Amount Paid	Remaining	Remaining	Obligated	Amount Paid	Remaining	Obligated	Amount Paid	Remaining	Obligated	Amount Paid	Remaining	Obligated	Amount Paid	Remaining	Obligated	Amount Paid	Remaining	Obligated	Amount Paid	Remaining	Obligated	Amount Paid	Remaining	
Mooreville	SRP-D-ARP-0179				\$9,500,000		\$9,500,000																				
Longview	SRP-D-ARP-0180				\$250,000		\$250,000																				
Sweptonville	SRP-D-ARP-0181				\$237,000		\$237,000																				
Fair Bluff	SRP-W-ARP-0182				\$1,350,000		\$1,350,000																				
Jacksonville	SRP-W-ARP-0183				\$3,250,000		\$3,250,000																				
Landis	SRP-W-ARP-0184				\$2,746,260		\$2,746,260																				
Lincoln County	SRP-D-ARP-0185				\$200,000		\$200,000																				
Marshville	SRP-W-ARP-0186				\$4,000,000		\$4,000,000																				
Mayodan	SRP-W-ARP-0187							\$3,500,000	\$50,500	\$3,449,500																	
Murphy	SRP-W-ARP-0188				\$360,000		\$360,000																				
ONWASA	SRP-W-ARP-0189				\$10,000,000		\$10,000,000																				
Pine Level	SRP-W-ARP-0190				\$2,500,000		\$2,500,000																				
Tabor City	SRP-W-ARP-0191				\$185,000		\$185,000																				
Pilot Mountain	SRP-D-ARP-0192				\$2,000,000		\$2,000,000																				
Walnut Cove	SRP-D-ARP-0193				\$8,000,000		\$8,000,000																				
Henderson	SRP-D-ARP-0194				\$5,000,000		\$5,000,000																				
Cherryville	SRP-D-ARP-0195				\$3,000,000		\$3,000,000																				
Princeton	SRP-W-ARP-0196				\$1,500,000		\$1,500,000																				
Lenoir	SRP-D-ARP-0198				\$6,300,000		\$6,300,000																				
Columbus	SRP-W-ARP-0204				\$500,000		\$500,000																				
Randolph County	SRP-W-ARP-0205				\$2,500,000		\$2,500,000																				
Richmond County	SRP-W-ARP-0207				\$4,000,000		\$4,000,000																				
Stokes County WSA	SRP-D-ARP-0209				\$5,000,000		\$5,000,000												\$ 750,000			\$ 750,000					
Elkin	SRP-D-ARP-0211				\$2,000,000		\$2,000,000																				
Town of Denton	SRP-W-ARP-0266				\$30,000		\$30,000																				
Town of Denton	SRP-W-ARP-0267				\$100,000		\$100,000																				
Town of Denton	SRP-W-ARP-0268				\$370,000		\$370,000																				
Bladenboro	SRP-W-ARP-0294				\$3,800,000		\$3,800,000																				
Stantley County	SRP-W-ARP-0212				\$900,000		\$900,000																				
Davie County	SRP-W-ARP-0270				\$1,800,000		\$1,800,000																				
Claremont	SRP-W-ARP-0272				\$250,000		\$250,000																				
Davie County	SRP-W-ARP-0273				\$1,500,000		\$1,500,000																				
Shelby	SRP-D-ARP-0274				\$3,700,000		\$3,700,000																				
Union County	SRP-W-ARP-0275				\$1,750,000		\$1,750,000																				
Rich Square	SRP-W-ARP-0276				\$1,000,000		\$1,000,000																				
Littleton	SRP-W-ARP-0277				\$4,750,000		\$4,750,000																				
Harmony	SRP-W-ARP-0279				\$250,000		\$250,000																				
Clayton	SRP-W-ARP-0280				\$25,000,000		\$25,000,000																				
Ronda	SRP-D-ARP-0281				\$3,500,000		\$3,500,000																				
Coats	SRP-D-ARP-0282				\$1,000,000		\$1,000,000																				
Banner Elk	SRP-D-ARP-0283				\$735,000		\$735,000																				
Banner Elk	SRP-W-ARP-0284				\$1,265,000		\$1,265,000																				
North Wilkesboro	SRP-D-ARP-0285				\$15,000,000		\$15,000,000																				
Davie County	SRP-W-ARP-0289				\$1,640,000		\$1,640,000																				
Highlands	SRP-D-ARP-0291				\$220,000		\$220,000																				
Stanley	SRP-W-ARP-0293				\$252,236		\$252,236																				
Troutman	SRP-W-ARP-0055				\$900,000		\$900,000																				
Love Valley	SRP-W-ARP-0325				\$1,000,000		\$1,000,000																				
Lillington	SRP-W-ARP-0326				\$9,250,000		\$9,250,000																				
Newland	SRP-D-ARP-0328				\$3,200,000		\$3,200,000																				
Newland	SRP-W-ARP-0329				??																						
Stanley	SRP-W-ARP-0330				\$2,476,110		\$2,476,110																				
Morganton	SRP-W-ARP-0331				\$1,118,247		\$1,118,247																				
Erwin	SRP-W-ARP-0332				\$1,000,000		\$1,000,000																				
Boardman	SRP-D-ARP-0333				\$100,000		\$100,000																				
Tabor City	SRP-D-ARP-0346				\$1,665,000		\$1,665,000																				
SWIA-Approved Projects Spring 2022																											
Wilkesboro	With SRP-0208																										
Rhodhiss	SRP-D-ARP-0213				\$610,000		\$610,000																				
Beulaville	SRP-D-ARP-0214				\$3,460,000		\$3,460,000																				
Sims	SRP-D-ARP-0215				\$294,684		\$294,684																				
Roseboro	SRP-D-ARP-0216				\$2,536,000		\$2,536,000																				
Haw River, Town of	SRP-D-ARP-0217				\$3,500,000		\$3,500,000																				
Sims, Town of	SRP-D-ARP-0218				\$385,041		\$385,041																				
Candor, Town of	SRP-D-ARP-0219				\$3,528,180		\$3,528,180																				
Columbia, Town of	SRP-D-ARP-0220				\$6,130,000		\$6,130,000																				
Caraboke Sanitary District	SRP-D-ARP-0221				\$5,603,000		\$5,603,000																				
Bevard	SRP-D-ARP-0222				\$4,929,000		\$4,929,000																				
Parkton	SRP-D-ARP-0223				\$1,196,250		\$1,196,250																				
Ashville	SRP-D-ARP-0224				\$5,000,000		\$5,000,000																				
Greenville Utilities Commission	SRP-D-ARP-0225				\$5,000,000		\$5,000,000																				
Andrews	SRP-D-ARP-0226				\$1,829,903		\$1,829,903																				
Ahaskie, Town of	SRP-D-ARP-0227				\$4,195,900		\$4,195,900																				
Ayden, Town of	SRP-D-ARP-0228				\$906,000		\$906,000																				
Red Springs, Town of	SRP-D-ARP-0229				\$7,181,373		\$7,181,373																				
Holly Springs, Town of	SRP-D-ARP-0230				\$6,000,000		\$6,000,000																				
Tyrrell County	SRP-D-ARP-0231				\$0		\$0	\$2,452,000	\$45,000	\$2,407,000																	
Tuckasee Water and Sewer Authority	SRP-D-ARP-0232				\$4,130,000		\$4,130,000																				
Selma, Town of	SRP-W-ARP-0233				\$8,250,000		\$8,250,000																				
Jamesville, Town of	SRP-W-ARP-0234				\$3,816,250		\$3,816,250																				

Funds Disbursed and Remaining for Active Projects (FY 2022-2023)
(Data Pull: 8-2023)

Local Government Unit	Project Number	Appropriations and Transfers			Session Law 2022-74 Non-ARPA			Session Law 2022-74 ARPA			Bond Grants			Bond Loan			Revolving Loan			ARPA - Other (SL 2021-180)			ARPA - At-Risk (SL 2021-180)			ARPA - Distressed (SL 2021-180)		
		Obligated	Amount Paid	Remaining	Obligated	Amount Paid	Remaining	Obligated	Amount Paid	Remaining	Obligated	Amount Paid	Remaining	Obligated	Amount Paid	Remaining	Obligated	Amount Paid	Remaining	Obligated	Amount Paid	Remaining	Obligated	Amount Paid	Remaining	Obligated	Amount Paid	Remaining
Northampton County	E-MRF-W-21-0049	\$50,000		\$50,000																								
Asset Inventory & Assessment Grants and Merger/Regionalization Feasibility Grants																												
Sharpsburg, Town of	AIA-W-0212	\$150,000	\$11,250	\$138,750																								
Rockingham County	AIA-D-0213	\$150,000	\$36,750	\$113,250																								
Yadkin Valley SA	AIA-W-0214	\$150,000	\$37,161	\$112,839																								
Kinston, City of	AIA-W-0215	\$150,000	\$126,265	\$23,735																								
Archdale, City of	AIA-W-0216	\$135,000	\$124,337	\$10,663																								
Saluda, City of	AIA-D-0217	\$150,000	\$77,825	\$72,175																								
Saluda, City of	AIA-W-0218	\$150,000	\$63,675	\$86,325																								
Chocowinity, Town of	AIA-D-0219	\$150,000	\$81,000	\$69,000																								
Selma, Town of	AIA-W-0220	\$150,000	\$107,328	\$42,672																								
Sharpsburg, Town of	AIA-D-0221	\$150,000	\$10,250	\$139,750																								
Maysville, Town of	AIA-D-0222	\$150,000	\$47,500	\$102,500																								
Liberty, Town of	AIA-W-0223	\$150,000	\$74,339	\$75,661																								
Roseboro, Town of	AIA-D-0224	\$150,000	\$143,225	\$6,775																								
Red Springs, Town of	AIA-D-0225	\$150,000	\$142,500	\$7,500																								
Troutman, Town of	AIA-W-0226	\$150,000	\$65,869	\$84,131																								
Kenly, Town of	AIA-W-0227	\$150,000	\$117,600	\$32,400																								
Mayodan, Town of	AIA-W-0228	\$140,000	\$112,500	\$27,500																								
Nash County	AIA-W-0229	\$150,000		\$150,000																								
Nash County	AIA-D-0230	\$150,000		\$150,000																								
Smithfield, Town of	AIA-W-0231	\$150,000	\$108,475	\$41,525																								
Bryson City, Town of	AIA-W-0234	\$55,000	\$51,981	\$3,019																								
Bryson City, Town of	AIA-D-0235	\$65,000	\$56,990	\$8,010																								
Scotland Neck, Town of	AIA-D-0236	\$150,000		\$150,000																								
Kenly, Town of	AIA-D-0237	\$150,000	\$59,326	\$90,674																								
Halifax County	AIA-W-0238	\$150,000		\$150,000																								
Fairmont, Town of	AIA-D-0239	\$150,000	\$60,863	\$89,137																								
Sparta, Town of	AIA-W-0240	\$150,000		\$150,000																								
Sparta, Town of	AIA-D-0241	\$130,000		\$130,000																								
Lumberton, City of	AIA-W-0242	\$150,000	\$136,029	\$13,971																								
St. Pauls, Town of	MRF-W-0040	\$50,000	\$20,880	\$29,120																								
White Lake, Town of	MRF-W-0041	\$50,000	\$30,500	\$19,500																								
Benson, Town of	MRF-W-0045	\$50,000	\$45,350	\$4,650																								
Murphy, Town of	MRF-W-0047	\$50,000	\$23,725	\$26,275																								
Fall 2020 Construction Projects																												
Ashboro, City of	SRP-W-0184																											
Beech Mountain, Town of	SRP-W-0185																											
Brunswick County	SRP-W-0186	\$ 2,852,818		\$ 2,852,818																								
Henderson, City of	SRP-W-0187				\$ 5,000,000		\$ 5,000,000																					
Spindale, Town of	SRP-W-0191																											
Stanly County	SRP-W-0192																											
Trinity, City of	SRP-W-0196								\$ 1,215,000		\$ 1,215,000																	
Valdese, Town of	SRP-W-0197																											
Wallace, Town of	SRP-W-0198																											
Washington, City of	SRP-W-0199																											
Woodland, Town of	SRP-W-0200																											
Yadkin Valley Sewer Authority	SRP-W-0201								\$ 177,000		\$ 177,000																	
Yadkin Valley Sewer Authority	SRP-W-0202	\$ 1,762,000		\$ 1,762,000																								
Dawie County	SRP-D-0203								\$ 1,123,807		\$ 1,123,807																	
Spring 2020 Projects																												
Ellerbe, Town of	SRP-W-0183	\$549,539		\$549,539																								
FY 2019-2020																												
Benson	NR	\$25,000		\$25,000																								
Boling Springs	NR	\$150,000		\$150,000																								
Franklin	NR	\$175,000		\$175,000																								
South Granville Water & Sewer Authority	NR	\$600,000		\$600,000																								
Hertford County	NR	\$100,000		\$100,000																								
Kenansville	NR	\$108,257		\$108,257																								
Lenoir	NR	\$50,000		\$50,000																								
Micro	NR	\$50,000		\$50,000																								
Pembroke	NR	\$1,000,000		\$1,000,000																								
Shelby	NR	\$50,000		\$50,000																								
St. Pauls	NR	\$100,000		\$100,000																								
Construction Projects																												
Bailey, Town of	E-SRP-W-20-0176	\$981,500		\$981,500																								
Bethel, Town of	E-SRP-W-20-0177	\$3,000,000		\$3,000,000																								
Enfield, Town of	E-SRP-W-20-0179	\$1,199,080	\$1,108,679	\$90,401																								
Windsor, Town of	E-SRP-W-19-0180																											
White Lake	E-SRP-W-19-0181					</																						

Funds Disbursed and Remaining for Active Projects (FY 2022-2023)
(Data Pull: 8-2023)

Local Government Unit	Project Number	Appropriations and Transfers			Session Law 2022-24 Non-ARPA			Session Law 2022-24 ARPA			Bond Grants			Bond Loan			Revolving Loan			ARPA - Other (SL 2021-180)			ARPA - At-Risk (SL 2021-180)			ARPA - Distressed (SL 2021-180)							
		Obligated	Amount Paid	Remaining	Obligated	Amount Paid	Remaining	Obligated	Amount Paid	Remaining	Obligated	Amount Paid	Remaining	Obligated	Amount Paid	Remaining	Obligated	Amount Paid	Remaining	Obligated	Amount Paid	Remaining	Obligated	Amount Paid	Remaining	Obligated	Amount Paid	Remaining					
Davidson County	E-SAP-W-18-0016	\$50,000	\$50,000	\$0																													
Construction Projects																																	
Franklin County	E-SRP-W-18-0155																																
Newton, City of	E-SRP-W-18-0156												\$1,428,871	\$1,204,616	\$224,255																		
Newton, City of	H-SRP-D-18-0164												\$515,540	\$515,540	\$515,540																		
FY 2017-2018																																	
Construction Projects																																	
Claremont, City of	E-SRP-W-17-0105												\$0	\$4,500,000	\$4,500,000																		
Goldsboro, City of	E-SRP-W-17-0110												\$0	\$1,235,100	\$639,892	\$595,208																	
Newton, City of	E-SRP-W-17-0111												\$0	\$1,112,696	\$829,650	\$283,046																	
Raeford, City of	E-SRP-W-17-0116												\$0	\$6,558,000	\$5,901,069	\$656,931																	
Scotland Neck, Town of	E-SRP-W-17-0119												\$669,956	\$669,956	\$669,956																		
Tuckeesege Water & Sewer Authority	E-SRP-W-17-0121												\$0	\$2,576,600	\$2,576,600	\$2,576,600																	
Archer Lodge Water District	H-SRP-D-17-0125												\$0	\$1,701,000	\$1,694,109	\$6,891																	
Chowan County (has SRF too)	H-SRP-D-17-0128												\$2,140,500	\$2,140,500	\$2,140,500																		
Greene County	H-SRP-D-17-0130												\$558,750	\$397,043	\$161,707	\$186,250	\$132,347	\$53,903															
Henderson, City of (has SRF too)	H-SRP-D-17-0132												\$3,000,000	\$3,000,000	\$3,000,000																		
Hendersonville, City of	H-SRP-D-17-0133												\$0	\$5,370,932	\$5,197,312	\$173,620																	
Ingrams Township Water District	H-SRP-D-17-0133												\$0	\$2,950,000	\$2,263,338	\$686,662																	
Kinston, City of	H-SRP-D-17-0134												\$460,012	\$155,360	\$304,652	\$460,013	\$155,358	\$304,655															
Lake Waccamaw, Town of	H-SRP-D-17-0135												\$0	\$1,349,123	\$406,624	\$942,499																	
Mount Airy, City of	H-SRP-D-17-0140												\$0	\$963,100	\$635,517	\$327,583																	
Pilot Mountain, Town of	H-SRP-D-17-0142												\$1,950,000	\$1,950,000	\$0	\$3,395,000	\$2,429,086	\$937,199															
Pinetops, Town of	H-SRP-D-17-0143												\$0	\$970,150	\$895,157	\$74,993																	
Smithfield, Town of	H-SRP-D-17-0146												\$0	\$12,050,000	\$11,553,063	\$496,937																	
Southwestern Wayne Sanitary District	H-SRP-D-17-0147												\$247,500	\$247,489	\$11	\$816,750	\$742,468	\$74,282															
Stantonsburg, Town of	H-SRP-D-17-0148												\$370,000	\$370,000	\$370,000	\$370,000	\$370,000	\$370,000															
Tuckeesege Water and Sewer Authority	H-SRP-D-17-0150												\$0	\$323,040	\$323,040	\$323,040																	
Warren County (Kerr Lake Regional Water)	H-SRP-D-17-0152												\$3,000,000	\$3,000,000	\$2,000,000	\$2,000,000																	
Asset Inventory & Assessment Grants and Merger/Regionalization Feasibility Grants																																	
Madison, Town of	E-AIA-W-18-0115	\$140,000	\$96,000	\$44,000																													
Kinston, City of	H-AIA-D-18-0123	\$150,000	\$26,299	\$123,701																													
Southport, City of	E-AIA-W-18-0125	\$20,000	\$20,000	\$0																													
Siler City, Town of	E-AIA-W-18-0130	\$150,000	\$150,000	\$0																													
Aurora, Town of	H-AIA-D-18-0135	\$150,000	\$132,500	\$17,500																													
Troy, Town of	H-AIA-D-18-0137	\$100,000	\$100,000	\$0																													
Carthage, Town of	H-AIA-D-18-0143	\$100,000	\$79,442	\$20,558																													
Cartersville, Town of	H-MRF-D-18-0014	\$35,000	\$34,990	\$10																													
Stanley, Town of	H-MRF-D-18-0018	\$50,000	\$41,802	\$8,198																													
Construction [From Bond only + one call out from FY 18 Budget (Taylorsville)]																																	
Graham, City of	E-SRP-W-17-0054												\$612,500	\$612,500	\$0	\$2,637,500	\$2,307,023	\$330,477															
Tuckeesege Water and Sewer Authority	E-SRP-W-17-0055												\$378,800	\$374,279	\$4,521	\$1,136,400	\$1,122,838	\$13,562															
Johnston County	E-SRP-W-17-0058												\$0	\$4,405,000	\$2,898,384	\$1,506,616																	
Bahaven, Town of	H-SRP-D-17-0073												\$262,170	\$262,170	\$262,170																		
Siler City, Town of	H-SRP-D-17-0076												\$2,352,513	\$2,610	\$2,330,903	\$2,352,512	\$2,610	\$2,330,902															
Nash County	H-SRP-D-17-0077												\$3,000,000	\$3,000,000	\$0	\$7,199,500	\$5,853,162	\$1,346,338															
Montgomery County	H-SRP-D-17-0080												\$250,000	\$85,182	\$164,818	\$250,000	\$85,182	\$164,818															
Robersonville, Town of	H-SRP-D-17-0082												\$267,500	\$267,500	\$267,500																		
Beaufort County Water District V - Panteg	H-SRP-D-17-0085												\$401,100	\$149,519	\$251,581	\$133,700	\$49,838	\$83,862															
Sharpsburg, Town of	H-SRP-D-17-0086												\$1,499,018	\$1,454,265	\$44,753	\$499,672	\$49,838	\$499,672															
Beaufort County Water and Sewer District	H-SRP-D-17-0089												\$504,000	\$20,704	\$483,296	\$168,000	\$6,901	\$161,099															
Beaufort County Water District I - Washing	H-SRP-D-17-0090												\$401,100	\$150,457	\$250,643	\$133,700	\$50,153	\$83,547															
Beaufort County Water District IV - Bath T	H-SRP-D-17-0091												\$733,500	\$272,913	\$460,587	\$244,500	\$90,968	\$153,532															
Beaufort County Water District VI - Chococ	H-SRP-D-17-0093												\$1,115,000	\$38,404	\$1,076,596	\$1,115,000	\$38,403	\$1,076,597															
Farmville, Town of	H-SRP-D-17-0094												\$319,500	\$303,317	\$16,183	\$319,500	\$303,316	\$16,184															
Burnsville	H-SRP-D-17-0095												\$114,225	\$114,225	\$342,675	\$342,675	\$342,675																
Alexander County	H-SRP-D-17-0098												\$0	\$5,436,528	\$4,640,812	\$795,716																	
FY 2016-2017																																	
Construction Projects																																	
Love Valley SA																																	



Appendix T
Financial Status of State Reserve Projects in
FY 2022-2023



Disbursements for FY 2022-2023

Agreement Number (Internal)	Long Project and Recipient Desc	Project Account Budget Code Desc	Project Account GL Account	Long Project Account Desc	Transaction Time	Project Account GL Center	Transaction Amount
2000050232	Town of Selma	14300	536919	15-I-3166	7/7/2022	146046022015	\$12,504.84
2000050188	Town of Fairmont	14300	536919	15-I-3158	7/7/2022	146046022015	\$35,300.00
2000050241	Town of Saratoga	14300	536919	15-I-3164	7/14/2022	146046022015	\$55,267.00
2000039196	Town of Hobgood	14300	536919	15-I-3082	7/14/2022	146046022015	\$14,112.25
2000057527	Town of Woodland	14300	536919	15-I-3647	7/27/2022	146046022015	\$385,225.61
2000050233	Town of St Pauls	14300	536919	15-I-3167	7/27/2022	146046022015	\$131,000.00
2000039184	Town of Clyde	14300	536919	15-I-3083	7/27/2022	146046022015	\$119,240.63
2000057527	Town of Woodland	14300	536919	15-I-3647	8/24/2022	146046022015	\$49,025.47
2000039196	Town of Hobgood	14300	536919	15-I-3082	8/24/2022	146046022015	\$43,515.29
2000039178	Town of Plymouth	14300	536919	15-I-3047	9/1/2022	146046022015	\$23,921.77
Total						146046022015	\$869,112.86

Agreement Number (Internal)	Long Project and Recipient Desc	Project Account Budget Code Desc	Project Account GL Account	Long Project Account Desc	Transaction Time	Project Account GL Center	Transaction Amount
2000050239	Town of Maxton	14300	536919	16-I-3160	7/7/2022	146046022016	\$23,182.54
2000050234	Town of Bryson City	14300	536919	16-I-3153	7/7/2022	146046022016	\$75,116.82
2000050237	Town of Dunn	14300	536919	16-I-3156	7/7/2022	146046022016	\$21,480.06
Total						146046022016	\$119,779.42

Agreement Number (Internal)	Long Project and Recipient Desc	Project Account Budget Code Desc	Project Account GL Account	Long Project Account Desc	Transaction Time	Project Account GL Center	Transaction Amount
2000038818	City of Lumberton	14300	536919	17-I-2967	7/14/2022	146046022017	\$128,383.06
2000038854	Town of Biscoe	14300	536919	17-I-2955	7/20/2022	146046022017	\$116,432.82
2000038854	Town of Biscoe	14300	536919	17-I-2955	7/27/2022	146046022017	\$5,000.00
2000038877	Town of Grantsboro	14300	536919	17-I-2964	7/27/2022	146046022017	\$227,449.93
2000038848	City of Laurinburg	14300	536919	17-I-2966	7/27/2022	146046022017	\$65,091.20
Total						146046022017	\$542,357.01

Agreement Number (Internal)	Long Project and Recipient Desc	Project Account Budget Code Desc	Project Account GL Account	Long Project Account Desc	Transaction Time	Project Account GL Center	Transaction Amount
2000039199	Town of Magnolia	14300	536919	18-I-3035	7/7/2022	146046022018	\$78,104.90
2000039152	Town of Jonesville	14300	536919	18-I-3030	7/7/2022	146046022018	\$70,402.77
2000039162	Town of Goldston	14300	536919	18-I-3045	7/7/2022	146046022018	\$4,434.75
2000039162	Town of Goldston	14300	536919	18-I-3045	7/14/2022	146046022018	\$4,949.10
2000039198	City of Lowell	14300	536919	18-I-3034	7/27/2022	146046022018	\$122,733.22

Disbursements for FY 2022-2023

Agreement Number (Internal)	Long Project and Recipient Desc	Project Account Budget Code Desc	Project Account GL Account	Long Project Account Desc	Transaction Time	Project Account GL Center	Transaction Amount
2000039122	Town of Red Springs	14300	536919 18-I-3038		7/27/2022	146046022018	\$200,472.14
2000039004	Town of Aulander	14300	536919 18-I-3042		8/3/2022	146046022018	\$209,797.90
2000038930	Town of Whitakers	14300	536919 18-I-3040		8/3/2022	146046022018	\$320,252.76
2000039152	Town of Jonesville	14300	536919 18-I-3030		8/10/2022	146046022018	\$2,745.84
2000039009	Town of East Spencer	14300	536919 18-I-3043		8/10/2022	146046022018	\$6,592.50
2000038930	Town of Whitakers	14300	536919 18-I-3040		8/24/2022	146046022018	\$113,968.88
2000039152	Town of Jonesville	14300	536919 18-I-3030		9/8/2022	146046022018	\$37,425.24
2000039009	Town of East Spencer	14300	536919 18-I-3043		9/21/2022	146046022018	\$9,867.67
2000039009	Town of East Spencer	14300	536919 18-I-3043		9/21/2022	146046022018	\$17,299.50
2000039200	Town of Parmele	14300	536919 18-I-3036		9/29/2022	146046022018	\$500,538.76
2000039162	Town of Goldston	14300	536919 18-I-3045		9/29/2022	146046022018	\$8,977.16
2000039182	Town of Red Springs	14300	536919 18-I-3038		10/19/2022	146046022018	\$449,199.94
2000039182	Town of Red Springs	14300	536919 18-I-3038		10/26/2022	146046022018	\$305,650.90
2000039197	City of Kinston	14300	536919 18-I-3031		11/2/2022	146046022018	\$257,181.11
2000039199	Town of Magnolia	14300	536919 18-I-3035		11/16/2022	146046022018	\$87,583.12
2000038930	Town of Whitakers	14300	536919 18-I-3040		12/7/2022	146046022018	\$211,653.75
2000039009	Town of East Spencer	14300	536919 18-I-3043		12/7/2022	146046022018	\$23,544.53
2000039162	Town of Goldston	14300	536919 18-I-3045		12/7/2022	146046022018	\$21,262.50
2000039152	Town of Jonesville	14300	536919 18-I-3030		12/7/2022	146046022018	\$10,938.00
2000039198	City of Lowell	14300	536919 18-I-3034		1/11/2023	146046022018	\$10,406.00
2000039197	City of Kinston	14300	536919 18-I-3031		1/19/2023	146046022018	\$10,915.60
2000039162	Town of Goldston	14300	536919 18-I-3045		2/2/2023	146046022018	\$709,249.17
2000039152	Town of Jonesville	14300	536919 18-I-3030		2/2/2023	146046022018	\$54,585.74
2000039009	Town of East Spencer	14300	536919 18-I-3043		2/22/2023	146046022018	\$18,235.67
2000039009	Town of East Spencer	14300	536919 18-I-3043		2/22/2023	146046022018	\$6,592.50
2000039199	Town of Magnolia	14300	536919 18-I-3035		3/1/2023	146046022018	\$27,055.41
2000039162	Town of Goldston	14300	536919 18-I-3045		3/9/2023	146046022018	\$96,452.98
2000039197	City of Kinston	14300	536919 18-I-3031		3/9/2023	146046022018	\$26,472.36
2000039202	Hyde County	14300	536919 18-I-3046		3/9/2023	146046022018	\$168,387.50
2000039202	Hyde County	14300	536919 18-I-3046		3/9/2023	146046022018	\$143,583.00
2000039197	City of Kinston	14300	536919 18-I-3031		4/26/2023	146046022018	\$153,170.61
2000039162	Town of Goldston	14300	536919 18-I-3045		4/26/2023	146046022018	\$72,762.59
2000039152	Town of Jonesville	14300	536919 18-I-3030		4/26/2023	146046022018	\$10,574.25
2000039162	Town of Goldston	14300	536919 18-I-3045		5/4/2023	146046022018	\$48,753.09
Total						146046022018	\$4,632,773.41

Agreement Number (Internal)	Long Project and Recipient Desc	Project Account Budget Code Desc	Project Account GL Account	Long Project Account Desc	Transaction Time	Project Account GL Center	Transaction Amount
-----------------------------	---------------------------------	----------------------------------	----------------------------	---------------------------	------------------	---------------------------	--------------------

Disbursements for FY 2022-2023

Agreement Number (Internal)	Long Project and Recipient Desc	Project Account Budget Code	Project Account GL	Long Project Account Desc	Transaction Time	Project Account GL Center	Transaction Amount
		Desc	Account				
2000039187	Town of Enfield	14300	536919	19-I-3103	7/7/2022	146046022019	\$91,628.95
2000039185	Town of Hoffman	14300	536919	19-I-3107	7/7/2022	146046022019	\$19,197.02
2000039191	Town of Tabor City	14300	536919	19-I-3114	7/7/2022	146046022019	\$88,034.95
2000039189	Town of Warsaw	14300	536919	19-I-3115	7/7/2022	146046022019	\$102,509.45
2000039189	Town of Warsaw	14300	536919	19-I-3115	7/7/2022	146046022019	\$86,341.76
2000057527	Town of Woodland	14300	536919	19-I-3116	7/14/2022	146046022019	\$14,621.56
2000039189	Town of Warsaw	14300	536919	19-I-3115	7/20/2022	146046022019	\$81,871.88
2000039244	Town of Boone	14300	536919	19-I-3167	7/27/2022	146046022019	\$4,180.00
2000039183	City of High Shoals	14300	536919	19-I-3105	8/3/2022	146046022019	\$245,515.28
2000039250	City of Sanford	14300	536919	19-I-3113	8/10/2022	146046022019	\$9,146.89
2000039189	Town of Warsaw	14300	536919	19-I-3115	8/24/2022	146046022019	\$77,646.56
2000039246	Town of Hookerton	14300	536919	19-I-3108	8/24/2022	146046022019	\$115,228.86
2000039248	Town of Louisburg	14300	536919	19-I-3110	8/24/2022	146046022019	\$18,300.00
2000039246	Town of Hookerton	14300	536919	19-I-3108	8/24/2022	146046022019	\$89,481.54
2000039243	Town of Andrews	14300	536919	19-I-3101	9/1/2022	146046022019	\$43,269.90
2000039246	Town of Hookerton	14300	536919	19-I-3108	9/8/2022	146046022019	\$194,351.45
2000039187	Town of Enfield	14300	536919	19-I-3103	9/14/2022	146046022019	\$77,399.21
2000039191	Town of Tabor City	14300	536919	19-I-3114	9/21/2022	146046022019	\$80,057.21
2000039189	Town of Warsaw	14300	536919	19-I-3115	10/5/2022	146046022019	\$80,573.53
2000039183	City of High Shoals	14300	536919	19-I-3105	10/12/2022	146046022019	\$6,160.00
2000039183	City of High Shoals	14300	536919	19-I-3105	10/12/2022	146046022019	\$2,517.69
2000039246	Town of Hookerton	14300	536919	19-I-3108	10/19/2022	146046022019	\$327,611.34
2000039191	Town of Tabor City	14300	536919	19-I-3114	10/26/2022	146046022019	\$175,818.19
2000039185	Town of Hoffman	14300	536919	19-I-3107	10/26/2022	146046022019	\$9,641.01
2000039183	City of High Shoals	14300	536919	19-I-3105	10/26/2022	146046022019	\$216,836.42
2000039243	Town of Andrews	14300	536919	19-I-3101	11/2/2022	146046022019	\$228,652.93
2000057527	Town of Woodland	14300	536919	19-I-3116	11/2/2022	146046022019	\$53,978.46
2000039189	Town of Warsaw	14300	536919	19-I-3115	11/16/2022	146046022019	\$99,100.21
2000039191	Town of Tabor City	14300	536919	19-I-3114	11/16/2022	146046022019	\$179,931.27
2000039187	Town of Enfield	14300	536919	19-I-3103	11/16/2022	146046022019	\$195,848.83
2000039248	Town of Louisburg	14300	536919	19-I-3110	11/16/2022	146046022019	\$54,200.00
2000039246	Town of Hookerton	14300	536919	19-I-3108	11/16/2022	146046022019	\$81,077.56
2000039248	Town of Louisburg	14300	536919	19-I-3110	11/28/2022	146046022019	\$18,675.00
2000039189	Town of Warsaw	14300	536919	19-I-3115	12/7/2022	146046022019	\$58,718.72
2000039191	Town of Tabor City	14300	536919	19-I-3114	12/7/2022	146046022019	\$23,131.89
2000039189	Town of Warsaw	14300	536919	19-I-3115	12/7/2022	146046022019	\$235,948.84
2000039244	Town of Boone	14300	536919	19-I-3102	12/14/2022	146046022019	\$13,840.00
2000039248	Town of Louisburg	14300	536919	19-I-3110	12/14/2022	146046022019	\$187,242.99
2000039183	City of High Shoals	14300	536919	19-I-3105	12/21/2022	146046022019	\$223,536.06
2000039246	Town of Hookerton	14300	536919	19-I-3108	1/5/2023	146046022019	\$111,672.15

Disbursements for FY 2022-2023

Agreement Number (Internal)	Long Project and Recipient Desc	Project Account Budget Code Desc	Project Account GL Account	Long Project Account Desc	Transaction Time	Project Account GL Center	Transaction Amount
2000039243	Town of Andrews	14300	536919	19-I-3101	1/5/2022	146046022019	\$200,220.20
2000039185	Town of Hoffman	14300	536919	19-I-3107	1/5/2023	146046022019	\$9,240.44
2000039187	Town of Enfield	14300	536919	19-I-3103	1/11/2023	146046022019	\$67,890.32
2000039189	Town of Warsaw	14300	536919	19-I-3115	1/11/2023	146046022019	\$42,741.40
2000039191	Town of Tabor City	14300	536919	19-I-3114	1/19/2023	146046022019	\$199,636.97
2000039187	Town of Enfield	14300	536919	19-I-3103	2/2/2023	146046022019	\$23,453.94
2000039247	Town of Kenly	14300	536919	19-I-3109	2/8/2023	146046022019	\$12,647.37
2000039191	Town of Tabor City	14300	536919	19-I-3114	2/8/2023	146046022019	\$113,082.91
2000039189	Town of Warsaw	14300	536919	19-I-3115	2/8/2023	146046022019	\$152,584.36
2000039244	Town of Boone	14300	536919	19-I-3102	3/1/2023	146046022019	\$3,327.50
2000039183	City of High Shoals	14300	536919	19-I-3105	3/1/2023	146046022019	\$164,951.38
2000039191	Town of Tabor City	14300	536919	19-I-3114	3/9/2023	146046022019	\$249,432.97
2000039189	Town of Warsaw	14300	536919	19-I-3115	3/15/2023	146046022019	\$183,477.34
2000039190	Town of Pollocksville	14300	536919	19-I-3111	3/15/2023	146046022019	\$67,100.00
2000039244	Town of Boone	14300	536919	19-I-3102	3/15/2023	146046022019	\$13,530.00
2000039247	Town of Kenly	14300	536919	19-I-3109	3/22/2023	146046022019	\$2,730.00
2000039186	Town of Garland	14300	536919	19-I-3104	3/22/2023	146046022019	\$15,672.00
2000039247	Town of Kenly	14300	536919	19-I-3109	3/22/2023	146046022019	\$2,984.39
2000039186	Town of Garland	14300	536919	19-I-3104	3/22/2023	146046022019	\$93,068.49
2000039247	Town of Kenly	14300	536919	19-I-3109	3/22/2023	146046022019	\$6,756.58
2000039188	Town of Ayden	14300	536919	19-I-3117	3/23/2023	146046022019	\$374,303.45
2000057527	Town of Woodland	14300	536919	19-I-3116	3/23/2023	146046022019	\$217,496.87
2000039247	Town of Kenly	14300	536919	19-I-3109	4/5/2023	146046022019	\$535,472.23
2000039191	Town of Tabor City	14300	536919	19-I-3114	4/5/2023	146046022019	\$137,989.36
2000039243	Town of Andrews	14300	536919	19-I-3101	4/5/2023	146046022019	\$214,035.87
2000039189	Town of Warsaw	14300	536919	19-I-3115	4/19/2023	146046022019	\$139,259.59
2000039250	City of Sanford	14300	536919	19-I-3113	5/4/2023	146046022019	\$4,391.63
2000039183	City of High Shoals	14300	536919	19-I-3105	5/4/2023	146046022019	\$442,173.62
2000039191	Town of Tabor City	14300	536919	19-I-3114	5/4/2023	146046022019	\$81,882.60
2000057527	Town of Woodland	14300	536919	19-I-3116	5/10/2023	146046022019	\$228,704.23
2000039186	Town of Garland	14300	536919	19-I-3104	5/17/2023	146046022019	\$146,618.86
2000039189	Town of Warsaw	14300	536919	19-I-3115	5/17/2023	146046022019	\$109,842.68
2000039244	Town of Boone	14300	536919	19-I-3102	5/24/2023	146046022019	\$6,932.50
2000057527	Town of Woodland	14300	536919	19-I-3116	6/1/2023	146046022019	\$56,796.03
Total						146046022019	\$8,343,923.64

Agreement Number (Internal)	Long Project and Recipient Desc	Project Account Budget Code Desc	Project Account GL Account	Long Project Account Desc	Transaction Time	Project Account GL Center	Transaction Amount
-----------------------------	---------------------------------	----------------------------------	----------------------------	---------------------------	------------------	---------------------------	--------------------

Disbursements for FY 2022-2023

Agreement Number (Internal)	Long Project and Recipient Desc	Project Account Budget Code Desc	Project Account GL Account	Long Project Account Desc	Transaction Time	Project Account GL Center	Transaction Amount
2000051220	Town of Robbinsville	14300	536919	20-I-3611	7/7/2022	146046022020	\$75,240.40
2000051209	Town of Benson	14300	536919	20-I-3602	7/7/2022	146046022020	\$22,218.33
2000051988	City of Dunn	14300	536919	20-I-3606	7/7/2022	146046022020	\$70,897.75
2000051992	Town of Rowland	14300	536919	20-I-3613	7/7/2022	146046022020	\$18,300.00
2000052026	Town of Maxton	14300	536919	20-I-3618	7/14/2022	146046022020	\$105,280.10
2000051989	Town of Fairmont	14300	536919	20-I-3608	7/14/2022	146046022020	\$10,500.00
2000051987	Town of Chadbourn	14300	536919	20-I-3605	7/20/2022	146046022020	\$31,300.00
2000052902	Town of Madison	14300	536919	20-I-3609	7/20/2022	146046022020	\$44,500.00
2000051990	Town of Mt Olive	14300	536919	20-I-3610	8/3/2022	146046022020	\$40,770.71
2000051995	Town of Selma	14300	536919	20-I-3616	8/3/2022	146046022020	\$46,402.20
2000051986	Town of Burnsville	14300	536919	20-I-3604	8/3/2022	146046022020	\$9,783.00
2000051995	Town of Selma	14300	536919	20-I-3616	8/10/2022	146046022020	\$37,051.46
2000051988	City of Dunn	14300	536919	20-I-3606	8/17/2022	146046022020	\$23,262.87
2000051992	Town of Rowland	14300	536919	20-I-3613	8/24/2022	146046022020	\$7,500.00
2000051987	Town of Chadbourn	14300	536919	20-I-3605	8/24/2022	146046022020	\$21,800.00
2000051985	Town of Bryson City	14300	536919	20-I-3603	8/24/2022	146046022020	\$17,203.95
2000051989	Town of Fairmont	14300	536919	20-I-3608	9/1/2022	146046022020	\$31,000.00
2000051985	Town of Bryson City	14300	536919	20-I-3603	9/14/2022	146046022020	\$9,833.56
2000051992	Town of Rowland	14300	536919	20-I-3613	9/21/2022	146046022020	\$42,200.00
2000052026	Town of Maxton	14300	536919	20-I-3618	9/29/2022	146046022020	\$63,850.45
2000051990	Town of Mt Olive	14300	536919	20-I-3610	10/5/2022	146046022020	\$79,279.29
2000051992	Town of Rowland	14300	536919	20-I-3613	10/5/2022	146046022020	\$27,500.00
2000051989	Town of Fairmont	14300	536919	20-I-3608	10/5/2022	146046022020	\$25,500.00
2000051987	Town of Chadbourn	14300	536919	20-I-3605	10/12/2022	146046022020	\$24,300.00
2000051985	Town of Bryson City	14300	536919	20-I-3603	10/12/2022	146046022020	\$12,167.50
2000051986	Town of Burnsville	14300	536919	20-I-3604	10/12/2022	146046022020	\$37,260.00
2000052902	Town of Madison	14300	536919	20-I-3609	10/12/2022	146046022020	\$30,850.00
2000052902	Town of Madison	14300	536919	20-I-3609	10/12/2022	146046022020	\$40,930.00
2000051995	Town of Selma	14300	536919	20-I-3616	10/26/2022	146046022020	\$32,801.57
2000051990	Town of Mount Olive	14300	536919	20-I-3610	10/26/2022	146046022020	\$18,400.00
2000052026	Town of Maxton	14300	536919	20-I-3618	10/26/2022	146046022020	\$25,308.50
2000051987	Town of Chadbourn	14300	536919	20-I-3605	10/26/2022	146046022020	\$16,350.00
2000051995	Town of Selma	14300	536919	20-I-3616	11/2/2022	146046022020	\$9,284.80
2000051996	Town of St Pauls	14300	536919	20-I-3617	11/9/2022	146046022020	\$136,298.09
2000051989	Town of Fairmont	14300	536919	20-I-3608	11/9/2022	146046022020	\$25,000.00
2000052902	Town of Madison	14300	536919	20-I-3609	11/9/2022	146046022020	\$20,000.00
2000051985	Town of Bryson City	14300	536919	20-I-3603	11/16/2022	146046022020	\$47,654.00
2000051992	Town of Rowland	14300	536919	20-I-3613	11/16/2022	146046022020	\$25,000.00
2000051991	Town of Roseboro	14300	536919	20-I-3612	12/7/2022	146046022020	\$111,615.00
2000051988	Town of Dunn	14300	536919	20-I-3606	12/7/2022	146046022020	\$8,890.67

Disbursements for FY 2022-2023

Agreement Number (Internal)	Long Project and Recipient Desc	Project Account	Project	Long Project Account Desc	Transaction Time	Project Account GL	Transaction Amount
		Budget Code	Account GL			Center	
		Desc	Account				
2000051988	Town of Dunn	14300	536919	20-I-3606	12/7/2022	146046022020	\$16,987.75
2000052026	Town of Maxton	14300	536919	20-I-3618	12/7/2022	146046022020	\$28,276.50
2000051987	Town of Chadbourn	14300	536919	20-I-3605	12/7/2022	146046022020	\$16,350.00
2000051995	Town of Selma	14300	536919	20-I-3616	12/14/2022	146046022020	\$31,567.86
2000052902	Town of Madison	14300	536919	20-I-3609	12/14/2022	146046022020	\$13,500.00
2000051989	Town of Fairmont	14300	536919	20-I-3608	12/14/2022	146046022020	\$8,500.00
2000051987	Town of Chadbourn	14300	536919	20-I-3605	12/14/2022	146046022020	\$8,950.00
2000051992	Town of Rowland	14300	536919	20-I-3613	12/14/2022	146046022020	\$23,980.00
2000051985	Town of Bryson City	14300	536919	20-I-3603	1/5/2023	146046022020	\$17,561.50
2000051986	Town of Burnsville	14300	536919	20-I-3604	1/5/2023	146046022020	\$28,770.00
2000051994	Town of Scotland Neck	14300	536919	20-I-3615	1/11/2023	146046022020	\$6,825.00
2000051995	Town of Selma	14300	536919	20-I-3616	2/15/2023	146046022020	\$10,627.78
2000051993	Town of Saratoga	14300	536919	20-I-3614	2/15/2023	146046022020	\$3,500.00
2000052026	Town of Maxton	14300	536919	20-I-3618	2/15/2023	146046022020	\$14,672.00
2000051988	Town of Dunn	14300	536919	20-I-3606	2/22/2023	146046022020	\$5,517.46
2000051995	Town of Selma	14300	536919	20-I-3616	3/1/2023	146046022020	\$6,233.92
2000052026	Town of Maxton	14300	536919	20-I-3618	3/9/2023	146046022020	\$11,635.00
2000051987	Town of Chadbourn	14300	536919	20-I-3605	3/15/2023	146046022020	\$5,450.00
2000051985	Town of Bryson City	14300	536919	20-I-3603	3/15/2023	146046022020	\$7,325.11
2000051989	Town of Fairmont	14300	536919	20-I-3608	3/15/2023	146046022020	\$14,480.00
2000051989	Town of Fairmont	14300	536919	20-I-3608	3/22/2023	146046022020	\$18,000.00
2000051996	Town of St Pauls	14300	536919	20-I-3617	3/22/2023	146046022020	\$74,411.10
2000051994	Town of Scotland Neck	14300	536919	20-I-3615	4/19/2023	146046022020	\$7,230.00
2000052902	Town of Madison	14300	536919	20-I-3609	5/4/2023	146046022020	\$5,000.00
2000051990	Town of Mt Olive	14300	536919	20-I-3610	5/10/2023	146046022020	\$41,046.17
2000051989	Town of Fairmont	14300	536919	20-I-3608	5/17/2023	146046022020	\$26,000.00
2000051988	City of Dunn	14300	536919	20-I-3606	5/24/2023	146046022020	\$13,198.03
2000051987	Town of Chadbourn	14300	536919	20-I-3605	6/1/2023	146046022020	\$3,400.00
2000051986	Town of Burnsville	14300	536919	20-I-3604	6/1/2023	146046022020	\$10,565.00
2000052902	Town of Madison	14300	536919	20-I-3609	6/1/2023	146046022020	\$5,200.00
2000051986	Town of Burnsville	14300	536919	20-I-3604	6/1/2023	146046022020	\$25,082.00
		14300	536919		Total	146046022020	\$1,993,126.38

Agreement Number (Internal)	Long Project and Recipient Desc	Project Account	Project	Long Project Account Desc	Transaction Time	Project Account GL	Transaction Amount
		Budget Code	Account GL			Center	
		Desc	Account				
2000057737	Town of Benson	14300	536919	21-I-4000	8/3/2022	146046022021	\$5,616.00
2000057737	Town of Benson	14300	536919	21-I-4000	8/24/2022	146046022021	\$13,668.85
2000057735	Town of Enfield	14300	536919	21-I-4001	9/8/2022	146046022021	\$13,000.00

Disbursements for FY 2022-2023

Agreement Number (Internal)	Long Project and Recipient Desc	Project Account Budget Code Desc	Project Account GL Account	Long Project Account Desc	Transaction Time	Project Account GL Center	Transaction Amount
2000057737	Town of Benson	14300	536919	21-I-4000	10/26/2022	146046022021	\$107,246.48
2000057736	Town of Robbinsville	14300	536919	21-I-4002	11/9/2022	146046022021	\$15,000.00
2000057737	Town of Benson	14300	536919	21-I-4000	12/7/2022	146046022021	\$47,050.50
2000057736	Town of Robbinsville	14300	536919	21-I-4002	12/7/2022	146046022021	\$39,800.00
2000057735	Town of Enfield	14300	536919	21-I-4001	2/22/2023	146046022021	\$3,500.00
2000057737	Town of Benson	14300	536919	21-I-4000	3/9/2023	146046022021	\$6,174.28
Total						146046022021	\$251,056.11

Agreement Number (Internal)	Long Project and Recipient Desc	Project Account Budget Code Desc	Project Account GL Account	Long Project Account Desc	Transaction Time	Project Account GL Center	Transaction Amount
2000038684	Town of Wadesboro	24310	536919	E-SAP-W-17-0010	8/24/2022	28248246DR16	\$346,420.00
2000038684	Town of Wadesboro	24310	536919	E-SAP-W-17-0010	9/29/2022	28248246DR16	\$7,000.00
2000038687	Town of Fair Bluff	24310	536919	H-SAP-D-17-0014	11/16/2022	28248246DR16	\$11,605.00
2000038684	Town of Wadesboro	24310	536919	E-SAP-W-17-0010	2/8/2023	28248246DR16	\$19,000.00
2000038684	Town of Wadesboro	24310	536919	E-SAP-W-17-0010	5/4/2023	28248246DR16	\$320,673.00
2000038687	Town of Fair Bluff	24310	536919	H-SAP-D-17-0014	5/10/2023	28248246DR16	\$16,920.00
Total						28248246DR16	\$721,618.00

Agreement Number (Internal)	Long Project and Recipient Desc	Project Account Budget Code Desc	Project Account GL Account	Long Project Account Desc	Transaction Time	Project Account GL Center	Transaction Amount
2000040943	Town of Trenton	24317	536919	SAP-W-0035	7/14/2022	28258261S429	\$69,053.00
2000040943	Town of Trenton	24317	536919	SAP-W-0035	8/24/2022	28258261S429	\$180,519.00
2000040943	Town of Trenton	24317	536919	SAP-W-0035	10/5/2022	28258261S429	\$67,032.00
2000040943	Town of Trenton	24317	536919	SAP-W-0035	10/20/2022	28258261S429	\$56,906.00
2000040944	Town of Tabor City	24317	536919	SAP-W-0036	12/21/2022	28258261S429	\$154,420.00
2000040943	Town of Trenton	24317	536919	SAP-W-0035	2/15/2023	28258261S429	\$91,528.00
2000040944	Town of Tabor City	24317	536919	SAP-W-0036	3/9/2023	28258261S429	\$39,457.00
2000040944	Town of Tabor City	24317	536919	SAP-W-0036	6/1/2023	28258261S429	\$350,119.00
Total						28258261S429	\$1,009,034.00

Agreement Number (Internal)	Long Project and Recipient Desc	Project Account Budget Code Desc	Project Account GL Account	Long Project Account Desc	Transaction Time	Project Account GL Center	Transaction Amount
2000056511	Town of East Spencer	24317	536919	VUR-D-ARP-0005	9/1/2022	228028A3	\$137,180.00
2000056511	Town of East Spencer	24317	536919	VUR-D-ARP-0005	12/7/2022	228028A3	\$20,275.00

Disbursements for FY 2022-2023

Agreement Number (Internal)	Long Project and Recipient Desc	Project Account Budget Code Desc	Project Account GL Account	Long Project Account Desc	Transaction Time	Project Account GL Center	Transaction Amount
2000039237	Town of Fountain	24317	536919	VUR-D-ARP-0028	12/21/2022	228028A3	\$86,854.00
2000056511	Town of East Spencer	24317	536919	VUR-D-ARP-0005	12/29/2022	228028A3	\$23,482.00
2000056511	Town of East Spencer	24317	536919	VUR-D-ARP-0005	2/15/2023	228028A3	\$22,793.00
2000056511	Town of East Spencer	24317	536919	VUR-D-ARP-0005	3/15/2023	228028A3	\$13,277.00
2000056511	Town of East Spencer	24317	536919	VUR-D-ARP-0005	4/12/2023	228028A3	\$10,332.00
2000056511	Town of East Spencer	24317	536919	VUR-D-ARP-0005	5/10/2023	228028A3	\$26,780.00
2000061142	Town of Snow Hill	24317	536919	VUR-D-ARP-0060	6/7/2023	228028A3	\$11,304.00
Total						228028A3	\$352,277.00

Agreement Number (Internal)	Long Project and Recipient Desc	Project Account Budget Code Desc	Project Account GL Account	Long Project Account Desc	Transaction Time	Project Account GL Center	Transaction Amount
2000040940	Town of Ellerbe	24317	536919	VUR-W-ARP-0015	9/1/2022	228028A4	\$38,700.00
2000040940	Town of Ellerbe	24317	536919	VUR-W-ARP-0015	9/8/2022	228028A4	\$71,400.00
2000040940	Town of Ellerbe	24317	536919	VUR-W-ARP-0015	10/5/1955	228028A4	\$20,400.00
2000039273	Town of Pilot Mountain	24317	536919	VUR-W-ARP-0014	11/2/2022	228028A4	\$2,969.00
2000039273	Town of Pilot Mountain	24317	536919	VUR-W-ARP-0014	11/16/2022	228028A4	\$83,558.00
2000040940	Town of Ellerbe	24317	536919	VUR-W-ARP-0015	12/21/2022	228028A4	\$5,500.00
2000040940	Town of Ellerbe	24317	536919	VUR-W-ARP-0015	12/29/2022	228028A4	\$4,900.00
2000055549	Town of East Spencer	24317	536919	VUR-W-ARP-0004	1/5/2023	228028A4	\$269,365.00
2000039273	Town of Pilot Mountain	24317	536919	VUR-W-ARP-0014	1/25/2023	228028A4	\$241,219.00
2000039049	Town of Norwood	24317	536919	VUR-W-ARP-0023	1/1/2023	228028A4	\$1,521,672.00
2000055549	Town of East Spencer	24317	536919	VUR-W-ARP-0004	3/1/2023	228028A4	\$57,495.00
2000039273	Town of Pilot Mountain	24317	536919	VUR-W-ARP-0014	3/15/2023	228028A4	\$66,018.00
2000055549	Town of East Spencer	24317	536919	VUR-W-ARP-0004	3/22/2023	228028A4	\$69,380.00
2000039273	Town of Pilot Mountain	24317	536919	VUR-W-ARP-0014	4/12/2023	228028A4	\$374,988.00
2000039273	Town of Pilot Mountain	24317	536919	VUR-W-ARP-0014	4/19/2023	228028A4	\$96,670.00
2000039273	Town of Pilot Mountain	24317	536919	VUR-W-ARP-0014	4/26/2023	228028A4	\$89,415.00
2000040928	Town of Dublin	24317	536919	VUR-W-ARP-0022	5/23/2023	228028A4	\$21,500.00
2000039281	Town of Sharpsburg	24317	536919	VUR-W-ARP-0017	5/24/2023	228028A4	\$23,447.00
2000039273	Town of Pilot Mountain	24317	536919	VUR-W-ARP-0014	6/1/2023	228028A4	\$93,621.00
2000055549	Town of East Spencer	24317	536919	VUR-W-ARP-0004	6/23/2023	228028A4	\$261,915.00
2000067102	Town of Bath	24317	536919	VUR-W-ARP-0087	6/23/2023	228028A4	\$320,176.00
Total						228028A4	\$3,734,308.00

Disbursements for FY 2022-2023

Agreement Number (Internal)	Long Project and Recipient Desc	Project Account Budget Code Desc	Project Account GL Account	Long Project Account Desc	Transaction Time	Project Account GL Center	Transaction Amount
2000059479	Yadkin County	24317	536919	VUR-T-ARP-0094	7/7/2022	228028A5	\$298.60
2000060340	Town of Warrenton	24317	536919	VUR-T-ARP-0088	7/14/2022	228028A5	\$360.00
2000062108	Town of Bladenboro	24317	536919	VUR-T-ARP-0009	9/21/2022	228028A5	\$351.89
2000062784	Town of Ramseur	24317	536919	VUR-T-ARP-0108	10/5/2022	228028A5	\$504.00
2000063988	Town of Wilkesboro	24317	536919	VUR-T-ARP-0091	11/2/2022	228028A5	\$77.22
2000064010	Town of Madison	24317	536919	VUR-T-ARP-0104	11/2/2022	228028A5	\$308.88
2000063989	Town of Rich Square	24317	536919	VUR-T-ARP-0068	11/2/2022	228028A5	\$308.88
2000059086	Town of Hertford	24317	536919	VUR-T-ARP-0043	11/16/2022	228028A5	\$77.22
2000064287	Town of Greenevers	24317	536919	VUR-T-ARP-0039	11/16/2022	228028A5	\$231.66
2000064303	Town of Belhaven	24317	536919	VUR-T-ARP-0007	11/16/2022	228028A5	\$386.10
2000064301	Wilson County	24317	536919	VUR-T-ARP-0093	11/16/2022	228028A5	\$280.35
2000010777	Rockingham County	24317	536919	VUR-T-ARP-0071	11/16/2022	228028A5	\$308.88
2000010743	City of Roxboro	24317	536919	VUR-T-ARP-0109	11/16/2022	228028A5	\$360.00
2000064596	Town of Micro	24317	536919	VUR-T-ARP-0105	11/28/2022	228028A5	\$77.22
2000058944	Town of Norwood	24317	536919	VUR-T-ARP-0058	11/28/2022	228028A5	\$154.44
2000064677	Town of Stovall	24317	536919	VUR-T-ARP-0112	11/28/2022	228028A5	\$351.59
2000058909	Town of Robbins	24317	536919	VUR-T-ARP-0069	12/7/2022	228028A5	\$360.00
2000058909	Town of Robbins	24317	536919	VUR-T-ARP-0069	2/8/2023	228028A5	\$1,088.36
2000065838	Gates County	24317	536919	VUR-T-ARP-0100	2/8/2023	228028A5	\$386.10
2000058944	Town of Norwood	24317	536919	VUR-T-ARP-0058	2/15/2023	228028A5	\$282.51
2000066695	Vance County	24317	536919	VUR-T-ARP-0114	3/22/2023	228028A5	\$500.87
2000066790	Town of Ayden	24317	536919	VUR-T-ARP-0115	3/23/2023	228028A5	\$231.66
2000067094	Edgecombe County	24317	536919	VUR-T-ARP-0118	4/19/2023	228028A5	\$231.66
2000067312	Town of Saratoga	24317	536919	VUR-T-ARP-0126	4/19/2023	228028A5	\$288.00
2000067354	Town of Liberty	24317	536919	VUR-T-ARP-0121	4/19/2023	228028A5	\$432.00
2000067785	Town of Farmville	24317	536919	VUR-T-ARP-0130	5/17/2023	228028A5	\$386.10
2000067691	Town of Halifax	24317	536919	VUR-T-ARP-0041	5/18/2023	228028A5	\$69.43
2000068012	Town of Spring Lake	24317	536919	VUR-T-ARP-0080	5/24/2023	228028A5	\$134.27
2000068013	Town of Gamewell	24317	536919	VUR-T-ARP-0033	5/24/2023	228028A5	\$154.44
2000068107	Town of Williamston	24317	536919	VUR-T-ARP-0092	6/7/2023	228028A5	\$501.86
2000066790	Town of Ayden	24317	536919	VUR-T-ARP-0115	6/14/2023	228028A5	\$48.21
2000068214	Town of Lucama	24317	536919	VUR-T-ARP-0103	6/15/2023	228028A5	\$1,119.56
2000068213	Town of Macclesfield	24317	536919	VUR-T-ARP-0051	6/15/2023	228028A5	\$636.03
2000068360	City of Goldsboro	24317	536919	VUR-T-ARP-0037	6/23/2023	228028A5	\$772.20
Total						228028A5	\$12,060.19

Agreement Number (Internal)	Long Project and Recipient Desc	Project Account Budget Code Desc	Project Account GL Account	Long Project Account Desc	Transaction Time	Project Account GL Center	Transaction Amount
-----------------------------	---------------------------------	----------------------------------	----------------------------	---------------------------	------------------	---------------------------	--------------------

Disbursements for FY 2022-2023

Agreement Number (Internal)	Long Project and Recipient Desc	Project Account Budget Code Desc	Project Account GL Account	Long Project Account Desc	Transaction Time	Project Account GL Center	Transaction Amount
2000061047	Town of Bakersville	24317	536919	SRP-W-ARP-0159	11/9/2022	228128B1	\$77,450.00
2000057653	Town of Red Springs	24317	536919	SRP-D-ARP-0052	11/22/2022	228128B1	(\$99,205.00)
2000061047	Town of Bakersville	24317	536919	SRP-W-ARP-0159	12/21/2022	228128B1	\$46,240.00
2000061047	Town of Bakersville	24317	536919	SRP-W-ARP-0159	2/2/2023	228128B1	\$17,100.00
2000058105	Town of Roseboro	24317	536919	SRP-W-ARP-0057	2/15/2023	228128B1	\$9,750.00
2000058105	Town of Roseboro	24317	536919	SRP-W-ARP-0057	3/9/2023	228128B1	\$59,000.00
2000058105	Town of Roseboro	24317	536919	SRP-W-ARP-0057	3/22/2023	228128B1	\$918.00
2000058105	Town of Roseboro	24317	536919	SRP-W-ARP-0057	4/12/2023	228128B1	\$5,832.00
2000061047	Town of Bakersville	24317	536919	SRP-W-ARP-0159	6/1/2023	228128B1	\$32,386.00
2000061047	Town of Bakersville	24317	536919	SRP-W-ARP-0159	6/15/2023	228128B1	\$4,524.00
Total						228128B1	\$153,995.00

Agreement Number (Internal)	Long Project and Recipient Desc	Project Account Budget Code Desc	Project Account GL Account	Long Project Account Desc	Transaction Time	Project Account GL Center	Transaction Amount
2000059738	South Granville Water & Sewer Authority	24317	536919	SRP-W-ARP-0048	7/20/2022	228128B2	\$237,571.00
2000059738	South Granville Water & Sewer Authority	24317	536919	SRP-W-ARP-0048	8/24/2022	228128B2	\$128,764.00
2000059738	South Granville Water & Sewer Authority	24317	536919	SRP-W-ARP-0048	9/21/2022	228128B2	\$53,474.00
2000039263	Town of Pembroke	24317	536919	SRP-W-ARP-0013	10/19/2022	228128B2	\$465,616.00
2000059738	South Granville Water & Sewer Authority	24317	536919	SRP-W-ARP-0048	10/19/2022	228128B2	\$25,373.00
2000059738	South Granville Water & Sewer Authority	24317	536919	SRP-W-ARP-0048	11/16/2022	228128B2	\$36,929.00
2000039263	Town of Pembroke	24317	536919	SRP-W-ARP-0013	12/7/2022	228128B2	\$306,962.00
2000058108	Town of Wallace	24317	536919	SRP-W-ARP-0054	12/21/2022	228128B2	\$151,112.00
2000039264	Town of Lake Lure	24317	536919	SRP-W-ARP-0077	1/19/2023	228128B2	\$1,305,192.00
2000039263	Town of Pembroke	24317	536919	SRP-W-ARP-0013	1/19/2023	228128B2	\$92,535.00
2000039263	Town of Pembroke	24317	536919	SRP-W-ARP-0013	1/25/2023	228128B2	\$179,459.00
2000058095	City of Elizabeth City	24317	536919	SRP-W-ARP-0059	1/25/2023	228128B2	\$50,000.00
2000058108	Town of Wallace	24317	536919	SRP-W-ARP-0054	2/8/2023	228128B2	\$62,499.00
2000059738	South Granville Water & Sewer Authority	24317	536919	SRP-W-ARP-0048	2/15/2023	228128B2	\$186,325.00
2000039263	Town of Pembroke	24317	536919	SRP-W-ARP-0013	3/1/2023	228128B2	\$276,864.00
2000058095	City of Elizabeth City	24317	536919	SRP-W-ARP-0059	3/22/2023	228128B2	\$17,800.00
2000059738	South Granville Water & Sewer Authority	24317	536919	SRP-W-ARP-0048	3/23/2023	228128B2	\$399,834.00
2000039263	Town of Pembroke	24317	536919	SRP-W-ARP-0013	4/12/2023	228128B2	\$121,471.00
2000056516	Town of Elizabethtown	24317	536919	SRP-W-ARP-0008	4/12/2023	228128B2	\$908,281.00
2000056516	Town of Elizabethtown	24317	536919	SRP-W-ARP-0008	4/19/2023	228128B2	\$325,334.00
2000059738	South Granville Water & Sewer Authority	24317	536919	SRP-W-ARP-0048	4/26/2023	228128B2	\$282,107.00
2000058569	Town of Mount Pleasant	24317	536919	SRP-W-ARP-0081	4/26/2023	228128B2	\$23,550.00
2000058780	Town of Mount Pleasant	24317	536919	SRP-D-ARP-0082	4/26/2023	228128B2	\$76,050.00
2000039263	Town of Pembroke	24317	536919	SRP-W-ARP-0013	5/4/2023	228128B2	\$455,504.00

Disbursements for FY 2022-2023

Agreement Number (Internal)	Long Project and Recipient Desc	Project Account Budget Code Desc	Project Account GL Account	Long Project Account Desc	Transaction Time	Project Account GL Center	Transaction Amount
2000059738	South Granville Water & Sewer Authority	24317	536919	SRP-W-ARP-0048	5/24/2023	228128B2	\$287,086.00
2000057754	City of Kings Mountain	24317	536919	SRP-W-ARP-0007	6/1/2023	228128B2	\$1,737,948.00
2000039263	Town of Pembroke	24317	536919	SRP-W-ARP-0013	6/1/2023	228128B2	\$112,364.00
2000056516	Town of Elizabethtown	24317	536919	SRP-W-ARP-0008	6/1/2023	228128B2	\$16,500.00
2000057754	Town of Kings Mountain	24317	536919	SRP-W-ARP-0007	6/7/2023	228128B2	\$1,193,794.00
2000059738	South Granville Water & Sewer Authority	24317	536919	SRP-W-ARP-0048	6/14/2023	228128B2	\$212,858.00
Total						228128B2	\$9,729,156.00

Agreement Number (Internal)	Long Project and Recipient Desc	Project Account Budget Code Desc	Project Account GL Account	Long Project Account Desc	Transaction Time	Project Account GL Center	Transaction Amount
2000057653	Town of Red Springs	24317	536919	SRP-D-ARP-0052	11/22/2022	228128B3	\$99,205.00
2000057653	Town of Red Springs	24317	536919	SRP-D-ARP-0052	10/5/2022	228128B3	\$38,705.00
2000057653	Town of Red Springs	24317	536919	SRP-D-ARP-0052	10/26/2022	228128B3	\$15,710.00
2000057653	Town of Red Springs	24317	536919	SRP-D-ARP-0052	12/7/2022	228128B3	\$14,326.00
2000058100	Town of Pine Level	24317	536919	SRP-W-ARP-0045	2/15/2023	228128B3	\$211,200.00
2000058100	Town of Pine Level	24317	536919	SRP-W-ARP-0045	2/22/2023	228128B3	\$10,000.00
2000057653	Town of Red Springs	24317	536919	SRP-D-ARP-0052	3/1/2023	228128B3	\$46,488.00
2000056504	Transylvania County	24317	536919	SRP-D-ARP-0028	4/19/2023	228128B3	\$1,138,252.00
2000056504	Transylvania County	24317	536919	SRP-D-ARP-0028	6/21/2023	228128B3	\$504,070.00
Total						228128B3	\$2,077,956.00

Agreement Number (Internal)	Long Project and Recipient Desc	Project Account Budget Code Desc	Project Account GL Account	Long Project Account Desc	Transaction Time	Project Account GL Center	Transaction Amount
2000056507	Cleveland Co Sanitary District	24317	536919	SRP-D-ARP-0036	8/17/2022	228128B4	\$155,780.00
2000056506	Cleveland Co Sanitary District	24317	536919	SRP-D-ARP-0037	8/17/2022	228128B4	\$101,873.00
2000057818	Southern Wayne Sanitary District	24317	536919	SRP-D-ARP-0004	8/24/2022	228128B4	\$151,210.00
2000057818	Southern Wayne Sanitary District	24317	536919	SRP-D-ARP-0004	9/1/2022	228128B4	\$195,895.00
2000039205	Town of N Wilkesboro	24317	536919	SRP-D-ARP-0011	9/8/2022	228128B4	\$500,000.00
2000057818	Southern Wayne Sanitary District	24317	536919	SRP-D-ARP-0004	9/29/2022	228128B4	\$209,709.00
2000057819	Stokes County	24317	536919	SRP-D-ARP-0050	9/29/2022	228128B4	\$53,600.00
2000057818	Southern Wayne Sanitary District	24317	536919	SRP-D-ARP-0004	11/9/2022	228128B4	\$57,096.00
2000057819	Stokes County	24317	536919	SRP-D-ARP-0050	11/9/2022	228128B4	\$58,500.00
2000057818	Southern Wayne Sanitary District	24317	536919	SRP-D-ARP-0004	12/21/2022	228128B4	\$110,590.00
2000057819	Stokes County	24317	536919	SRP-D-ARP-0050	1/11/2023	228128B4	\$31,000.00
2000056507	Cleveland Co Sanitary District	24317	536919	SRP-D-ARP-0036	1/19/2023	228128B4	\$125,679.00
2000056506	Cleveland Co Sanitary District	24317	536919	SRP-D-ARP-0037	1/19/2023	228128B4	\$32,955.00
2000057818	Southern Wayne Sanitary District	24317	536919	SRP-D-ARP-0004	3/22/2023	228128B4	\$9,795.00

Disbursements for FY 2022-2023

Agreement Number (Internal)	Long Project and Recipient Desc	Project Account Budget Code Desc	Project Account GL Account	Long Project Account Desc	Transaction Time	Project Account GL Center	Transaction Amount
2000053189	City of Sanford	24317	536919	SRP-D-ARP-0003	4/12/2023	228128B4	\$982,445.00
2000056503	Town of Stedman	24317	536919	SRP-D-ARP-0023	4/27/2023	228128B4	\$223,975.00
2000056506	Cleveland Co Sanitary District	24317	536919	SRP-D-ARP-0037	6/7/2023	228128B4	\$73,461.00
2000056507	Cleveland Co Sanitary District	24317	536919	SRP-D-ARP-0036	6/7/2023	228128B4	\$119,736.00
2000056509	Cleveland Co Sanitary District	24317	536919	SRP-D-ARP-0038	6/7/2023	228128B4	\$173,284.00
2000057819	Stokes County	24317	536919	SRP-D-ARP-0050	6/23/2023	228128B4	\$139,400.00
Total						228128B4	\$3,505,983.00

Agreement Number (Internal)	Long Project and Recipient Desc	Project Account Budget Code Desc	Project Account GL Account	Long Project Account Desc	Transaction Time	Project Account GL Center	Transaction Amount
2000039049	Town of Norwood	24317	536919	VUR-W-ARP-0023	1/1/2023	228128B6	(\$1,521,672.00)
Total						228128B6	(\$1,521,672.00)

Agreement Number (Internal)	Long Project and Recipient Desc	Project Account Budget Code Desc	Project Account GL Account	Long Project Account Desc	Transaction Time	Project Account GL Center	Transaction Amount
2000061562	Tyrrell County	24317	536919	SRP-D-ARP-0231	4/19/2023	228128B8	\$28,000.00
Total						228128B8	\$28,000.00

Agreement Number (Internal)	Long Project and Recipient Desc	Project Account Budget Code Desc	Project Account GL Account	Long Project Account Desc	Transaction Time	Project Account GL Center	Transaction Amount
2000063083	Junaluska Sanitary District	24317	536919	AIA-W-ARP-0191	5/17/23	228228C1	\$12,521.00
2000063083	Junaluska Sanitary District	24317	536919	AIA-W-ARP-0191	5/24/23	228228C1	\$3,705.00
2000063083	Junaluska Sanitary District	24317	536919	AIA-W-ARP-0191	6/1/23	228228C1	\$4,240.00
2000063804	Town of Mocksville	24317	536919	AIA-W-ARP-0087	6/21/23	228228C1	\$32,962.00
2000063804	Town of Mocksville	24317	536919	AIA-W-ARP-0087	6/23/23	228228C1	\$24,206.00
Total						228228C1	\$77,634.00

Agreement Number (Internal)	Long Project and Recipient Desc	Project Account Budget Code Desc	Project Account GL Account	Long Project Account Desc	Transaction Time	Project Account GL Center	Transaction Amount
2000063086	Ocracoke Sanitary District	24317	536919	AIA-D-ARP-0095	3/15/2023	228128C5	\$30,000.00
2000062310	Town of Elkin	24317	536919	AIA-D-ARP-0103	5/4/2023	228128C5	\$18,353.00
2000063083	Junaluska Sanitary District	24317	536919	AIA-D-ARP-0190	5/17/2023	228128C5	\$12,521.00
2000063083	Junaluska Sanitary District	24317	536919	AIA-D-ARP-0190	5/24/2023	228128C5	\$3,705.00

Disbursements for FY 2022-2023

Agreement Number (Internal)	Long Project and Recipient Desc	Project Account Budget Code Desc	Project Account GL Account	Long Project Account Desc	Transaction Time	Project Account GL Center	Transaction Amount
2000063083	Junaluska Sanitary District	24317	536919	AIA-D-ARP-0190	6/1/2023	228128C5	\$4,240.00
2000063116	Fork Township Sanitary	24317	536919	AIA-D-ARP-0142	6/7/2023	228128C5	\$60,000.00
2000063094	Town of Mocksville	24317	536919	AIA-D-ARP-0088	6/21/2023	228128C5	\$40,337.00
2000063094	Town of Mocksville	24317	536919	AIA-D-ARP-0088	6/23/2023	228128C5	\$15,406.00
Total						228128C5	\$184,562.00

Agreement Number (Internal)	Long Project and Recipient Desc	Project Account Budget Code Desc	Project Account GL Account	Long Project Account Desc	Transaction Time	Project Account GL Center	Transaction Amount
2000062312	Cape Fear Public Utility	24317	536919	MRF-W-ARP-0007	5/10/2023	228128C6	\$74,860.00
Total						228128C6	\$74,860.00

Agreement Number (Internal)	Long Project and Recipient Desc	Project Account Budget Code Desc	Project Account GL Account	Long Project Account Desc	Transaction Time	Project Account GL Center	Transaction Amount
2000062311	Cape Fear Public Utility	24317	536919	MRF-D-ARP-0006	5/10/2023	228128C7	\$74,860.00
Total						228128C7	\$74,860.00

Agreement Number (Internal)	Long Project and Recipient Desc	Project Account Budget Code Desc	Project Account GL Account	Long Project Account Desc	Transaction Time	Project Account GL Center	Transaction Amount
2000057658	Town of Madison	24317	536919	SRP-SW-ARP-0002	8/24/2022	228328D4	\$20,000.00
2000057658	Town of Madison	24317	536919	SRP-SW-ARP-0002	9/14/2022	228328D4	\$44,000.00
2000057658	Town of Madison	24317	536919	SRP-SW-ARP-0002	11/9/2022	228328D4	\$10,000.00
2000057658	Town of Madison	24317	536919	SRP-SW-ARP-0002	2/2/2023	228328D4	\$22,000.00
2000057658	Town of Madison	24317	536919	SRP-SW-ARP-0002	5/17/2023	228328D4	\$20,000.00
2000057658	Town of Madison	24317	536919	SRP-SW-ARP-0002	5/17/2023	228328D4	\$13,000.00
Total						228328D4	\$129,000.00

Agreement Number (Internal)	Long Project and Recipient Desc	Project Account Budget Code Desc	Project Account GL Account	Long Project Account Desc	Transaction Time	Project Account GL Center	Transaction Amount
2000050571	Town of Ayden	24327	536919	E-SRP-W-18-0169	7/14/2022	2328	\$122,627.00
2000039277	Town of Landis	24327	536919	E-SRP-W-18-0170	7/27/2022	2328	\$33,521.00

Disbursements for FY 2022-2023

Agreement Number (Internal)	Long Project and Recipient Desc	Project Account Budget Code Desc	Project Account GL Account	Long Project Account Desc	Transaction Time	Project Account GL Center	Transaction Amount
2000039022	City of Mt Airy	24327	536919	E-SAP-W-19-0022	8/24/2022	2328	\$84,071.00
2000039277	Town of Landis	24327	536919	E-SRP-W-18-0170	9/1/2022	2328	\$322,678.00
2000039319	Town of Enfield	24327	536919	E-SRP-W-20-0179	9/21/2022	2328	\$406,725.00
2000050571	Town of Ayden	24327	536919	E-SRP-W-18-0169	10/12/2022	2328	\$157,953.00
2000039319	Town of Enfield	24327	536919	E-SRP-W-20-0179	12/14/2022	2328	\$282,665.00
2000039319	Town of Enfield	24327	536919	E-SRP-W-20-0179	2/2/2023	2328	\$156,624.00
2000039277	Town of Landis	24327	536919	E-SRP-W-18-0170	2/22/2023	2328	\$126,975.00
2000039319	Town of Enfield	24327	536919	E-SRP-W-20-0179	3/22/2023	2328	\$184,900.00
Total						2328	\$1,878,739.00

Agreement Number (Internal)	Long Project and Recipient Desc	Project Account Budget Code Desc	Project Account GL Account	Long Project Account Desc	Transaction Time	Project Account GL Center	Transaction Amount
2000039305	Town of White Lake	24327	536919	E-AIA-W-20-0204	7/14/2022	2346	\$48,375.00
2000039302	Town of Louisburg	24327	536919	E-AIA-W-20-0193	7/14/2022	2346	\$34,000.00
2000045972	Town of Bryson City	24327	536919	E-AIA-W-21-0234	8/3/2022	2346	\$15,087.00
2000045944	Town of Kenly	24327	536919	E-AIA-W-21-0227	8/3/2022	2346	\$7,875.00
2000045946	Town of Sharpsburg	24327	536919	E-AIA-W-21-0212	8/3/2022	2346	\$11,250.00
2000045945	Town of Mayodan	24327	536919	E-AIA-W-21-0228	8/17/2022	2346	\$23,000.00
2000045950	City of Archdale	24327	536919	E-AIA-W-21-0216	8/24/2022	2346	\$81,109.00
2000038891	City of Gastonia	24327	536919	E-AIA-W-18-0110	8/24/2022	2346	\$8,700.00
2000039299	Town of Pink Hill	24327	536919	E-AIA-W-20-0188	8/24/2022	2346	\$7,000.00
2000038680	Town of Mount Olive	24327	536919	E-AIA-W-16-0009	9/1/2022	2346	\$14,704.00
2000039082	Town of Reidsville	24327	536919	E-AIA-W-18-0116	9/1/2022	2346	\$144,750.00
2000039081	Town of Elizabethtown	24327	536919	E-AIA-W-18-0109	9/1/2022	2346	\$20,164.00
2000045976	Town of Smithfield	24327	536919	E-AIA-W-21-0231	9/1/2022	2346	\$25,550.00
2000039136	Town of Ayden	24327	536919	E-AIA-W-19-0160	9/1/2022	2346	\$21,242.00
2000045943	Town of Troutman	24327	536919	E-AIA-W-21-0226	9/21/2022	2346	\$14,023.00
2000039308	Town of Spring Hope	24327	536919	E-AIA-W-20-0209	9/21/2022	2346	\$20,000.00
2000039295	City of Asheboro	24327	536919	E-AIA-W-20-0182	9/21/2022	2346	\$28,116.00
2000039303	Town of Lillington	24327	536919	E-AIA-W-20-0196	9/21/2022	2346	\$39,524.00
2000039302	Town of Louisburg	24327	536919	E-AIA-W-20-0193	9/29/2022	2346	\$20,250.00
2000045944	Town of Kenly	24327	536919	E-AIA-W-21-0227	10/5/2022	2346	\$3,150.00
2000039136	Town of Ayden	24327	536919	E-AIA-W-19-0160	10/12/2022	2346	\$28,411.00
2000045945	Town of Mayodan	24327	536919	E-AIA-W-21-0228	10/26/2022	2346	\$14,000.00
2000045929	Town of East Spencer	24327	536919	E-AIA-W-21-0223	12/7/2022	2346	\$74,339.00
2000058064	Town of Robbins	24327	536919	AIA-W-2053	12/7/2022	2346	\$22,500.00

Disbursements for FY 2022-2023

Agreement Number (Internal)	Long Project and Recipient Desc	Project Account Budget Code Desc	Project Account GL Account	Long Project Account Desc	Transaction Time	Project Account GL Center	Transaction Amount
2000045949	City of Kinston	24327	536919	E-AIA-W-21-0215	12/7/2022	2346	\$19,340.00
2000058064	Town of Robbins	24327	536919	AIA-W-2053	12/7/2022	2346	\$27,000.00
2000045949	City of Kinston	24327	536919	E-AIA-W-21-0215	12/21/2022	2346	\$8,318.00
2000045949	City of Kinston	24327	536919	E-AIA-W-21-0215	12/21/2022	2346	\$15,823.00
2000045944	Town of Kenly	24327	536919	E-AIA-W-21-0227	12/21/2022	2346	\$20,475.00
2000045972	Town of Bryson City	24327	536919	E-AIA-W-21-0234	1/11/2023	2346	\$8,289.00
2000039294	Town of Wadesboro	24327	536919	E-AIA-W-20-0181	2/2/2023	2346	\$11,950.00
2000057776	Town of Rose Hill	24327	536919	AIA-W-0257	2/2/2023	2346	\$14,700.00
2000045926	Town of Selma	24327	536919	E-AIA-W-21-0220	2/8/2023	2346	\$85,536.00
2000045945	Town of Mayodan	24327	536919	E-AIA-W-21-0228	2/8/2023	2346	\$21,000.00
2000045974	Town of Hot Springs	24327	536919	E-AIA-W-21-0233	2/22/2023	2346	\$37,500.00
2000057738	Town of Belmont	24327	536919	AIA-W-0251	3/9/2023	2346	\$31,500.00
2000057776	Town of Rose Hill	24327	536919	AIA-W-0257	3/9/2023	2346	\$58,051.00
2000045972	Town of Bryson City	24327	536919	E-AIA-W-21-0234	3/15/2023	2346	\$28,605.00
2000038903	Town of Vanceboro	24327	536919	E-AIA-W-19-0158	3/22/2023	2346	\$49,500.00
2000058064	Town of Robbins	24327	536919	AIA-W-0253	3/23/2023	2346	\$19,500.00
2000057744	Town of Mount Gilead	24327	536919	AIA-W-0244	3/23/2023	2346	\$49,500.00
2000057776	Town of Rose Hill	24327	536919	AIA-W-0257	4/12/2023	2346	\$1,300.00
2000045949	City of Kinston	24327	536919	E-AIA-W-21-0215	4/19/2023	2346	\$37,286.00
2000045944	Town of Kenly	24327	536919	E-AIA-W-21-0227	4/19/2023	2346	\$15,750.00
2000057738	Town of Belmont	24327	536919	AIA-W-0251	4/26/2023	2346	\$26,625.00
2000045944	Town of Kenly	24327	536919	E-AIA-W-21-0227	5/4/2023	2346	\$4,725.00
2000057776	Town of Rose Hill	24327	536919	AIA-W-0257	5/4/2023	2346	\$1,750.00
2000045944	Town of Kenly	24327	536919	E-AIA-W-21-0227	5/10/2023	2346	\$1,575.00
2000057738	Town of Belmont	24327	536919	AIA-W-0251	5/10/2023	2346	\$8,000.00
2000058064	Town of Robbins	24327	536919	AIA-W-0253	5/17/2023	2346	\$3,000.00
2000045974	Town of Hot Springs	24327	536919	E-AIA-W-21-0233	5/24/2023	2346	\$74,153.00
2000045975	Town of Spindale	24327	536919	E-AIA-W-0232	5/24/2023	2346	\$150,000.00
2000039301	City of Newton	24327	536919	E-AIA-W-20-0191	5/24/2023	2346	\$150,000.00
2000045926	Town of Selma	24327	536919	E-AIA-W-21-0220	5/24/2023	2346	\$21,792.00
2000045976	Town of Smithfield	24327	536919	E-AIA-W-21-0231	5/24/2023	2346	\$20,250.00

Disbursements for FY 2022-2023

Agreement Number (Internal)	Long Project and Recipient Desc	Project Account Budget Code Desc	Project Account GL Account	Long Project Account Desc	Transaction Time	Project Account GL Center	Transaction Amount
2000045943	Town of Troutman	24327	536919	E-AIA-W-21-0226	6/1/2023	2346	\$51,846.00
2000057776	Town of Rose Hill	24327	536919	AIA-W-0257	6/1/2023	2346	\$2,000.00
2000045949	City of Kinston	24327	536919	E-AIA-W-21-0215	6/14/2023	2346	\$4,116.00
Total						2346	\$1,807,874.00

Agreement Number (Internal)	Long Project and Recipient Desc	Project Account Budget Code Desc	Project Account GL Account	Long Project Account Desc	Transaction Time	Project Account GL Center	Transaction Amount
2000045951	Town of Saluda	24327	536919	H-AIA-D-21-0217	7/7/2022	2347	\$14,150.00
2000039325	City of Washington	24327	536919	H-AIA-D-20-0192	7/14/2022	2347	\$8,585.00
2000039090	Town of Pittsboro	24327	536919	H-AIA-D-18-0129	7/14/2022	2347	\$150,000.00
2000039323	City of Whiteville	24327	536919	H-AIA-D-20-0186	7/14/2022	2347	\$9,000.00
2000039330	Town of Louisburg	24327	536919	H-AIA-D-20-0200	7/14/2022	2347	\$7,500.00
2000039086	Town of Elizathbethtown	24327	536919	H-AIA-D-18-0120	7/20/2022	2347	\$8,511.00
2000039326	Town of Plymouth	24327	536919	H-AIA-D-20-0194	7/20/2022	2347	\$8,113.00
2000045973	Town of Bryson City	24327	536919	H-AIA-D-21-0235	7/20/2022	2347	\$25,757.00
2000045941	Town of Roseboro	24327	536919	H-AIA-D-21-0224	7/27/2022	2347	\$14,544.00
2000045965	City of Lumberton	24327	536919	H-AIA-D-21-0242	7/27/2022	2347	\$9,315.00
2000045970	Town of Kenly	24327	536919	H-AIA-D-21-0237	8/3/2022	2347	\$11,025.00
2000045947	Town of Sharpsburg	24327	536919	H-AIA-D-21-0221	8/3/2022	2347	\$10,250.00
2000045942	Town of Red Springs	24327	536919	H-AIA-D-21-0225	8/10/2022	2347	\$2,950.00
2000039322	Town of Stoneville	24327	536919	H-AIA-D-20-0184	8/17/2022	2347	\$7,500.00
2000045964	Town of Chocowinity	24327	536919	H-AIA-D-21-0219	8/17/2022	2347	\$81,100.00
2000039323	City of Whiteville	24327	536919	H-AIA-D-20-0186	8/24/2022	2347	\$25,000.00
2000038893	City of Gastonia	24327	536919	H-AIA-D-18-0112	8/24/2022	2347	\$8,700.00
2000039332	Town of Hot Springs	24327	536919	H-AIA-D-20-0202	8/24/2022	2347	\$6,220.00
2000039329	Town of Pink Hill	24327	536919	H-AIA-D-20-0199	8/24/2022	2347	\$16,000.00
2000037605	City of Wilson	24327	536919	H-AIA-D-16-0021	8/24/2022	2347	\$15,420.00
2000045941	Town of Roseboro	24327	536919	H-AIA-D-21-0224	9/1/2022	2347	\$12,036.00
2000039130	City of Reidsville	24327	536919	H-AIA-D-19-0170	9/1/2022	2347	\$144,750.00
2000045942	Town of Red Springs	24327	536919	H-AIA-D-21-0225	9/1/2022	2347	\$1,875.00
2000045942	Town of Red Springs	24327	536919	H-AIA-D-21-0225	9/1/2022	2347	\$3,800.00
2000038690	Town of Mount Olive	24327	536919	H-AIA-D-17-0088	9/1/2022	2347	\$14,110.00
2000039335	Town of Liberty	24327	536919	H-AIA-D-20-0207	9/8/2022	2347	\$44,750.00
2000038912	Town of Hookerton	24327	536919	H-AIA-D-19-0151	9/14/2022	2347	\$8,000.00
2000039328	Town of Spring Hope	24327	536919	H-AIA-D-20-0198	9/21/2022	2347	\$47,000.00
2000039334	Town of Lillington	24327	536919	H-AIA-D-20-0206	9/21/2022	2347	\$18,896.00
2000045941	Town of Roseboro	24327	536919	H-AIA-D-21-0224	9/21/2022	2347	\$14,052.00

Disbursements for FY 2022-2023

Agreement Number (Internal)	Long Project and Recipient Desc	Project Account Budget Code Desc	Project Account GL Account	Long Project Account Desc	Transaction Time	Project Account GL Center	Transaction Amount
2000038634	Broad River Water Authority	24327	536919	H-AIA-D-16-0007	9/21/2022	2347	\$12,263.00
2000039330	Town of Louisburg	24327	536919	H-AIA-D-20-0200	9/29/2022	2347	\$23,000.00
2000039322	Town of Stoneville	24327	536919	H-AIA-D-20-0184	9/29/2022	2347	\$11,000.00
2000045970	Town of Kenly	24327	536919	H-AIA-D-21-0237	10/5/2022	2347	\$3,150.00
2000039691	Town of Pembroke	24327	536919	H-AIA-D-19-0145	10/12/2022	2347	\$10,782.00
2000039129	Town of Ayden	24327	536919	H-AIA-D-19-0168	10/12/2022	2347	\$45,718.00
2000045965	City of Lumberton	24327	536919	H-AIA-D-21-0242	10/19/2022	2347	\$7,763.00
2000045941	Town of Roseboro	24327	536919	H-AIA-D-21-0224	10/19/2022	2347	\$20,664.00
2000039323	City of Whiteville	24327	536919	H-AIA-D-20-0186	11/16/2022	2347	\$20,000.00
2000045965	City of Lumberton	24327	536919	H-AIA-D-21-0242	11/16/2022	2347	\$3,105.00
2000045941	Town of Roseboro	24327	536919	H-AIA-D-21-0224	11/28/2022	2347	\$7,440.00
2000039335	Town of Liberty	24327	536919	H-AIA-D-20-0207	12/7/2022	2347	\$33,050.00
2000039324	Town of Dublin	24327	536919	H-AIA-D-20-0190	12/7/2022	2347	\$37,500.00
2000045942	Town of Red Springs	24327	536919	H-AIA-D-21-0225	12/7/2022	2347	\$26,925.00
2000039323	City of Whiteville	24327	536919	H-AIA-D-20-0186	12/21/2022	2347	\$7,375.00
2000045970	Town of Kenly	24327	536919	H-AIA-D-21-0237	12/21/2022	2347	\$9,450.00
2000045941	Town of Roseboro	24327	536919	H-AIA-D-21-0224	12/21/2022	2347	\$5,952.00
2000045973	Town of Bryson City	24327	536919	H-AIA-D-21-0235	1/19/2023	2347	\$19,925.00
2000039125	City of Marion	24327	536919	H-AIA-D-19-0152	1/19/2023	2347	\$18,000.00
2000045965	City of Lumberton	24327	536919	H-AIA-D-21-0242	1/25/2023	2347	\$4,658.00
2000057922	Town of Walnut Cove	24327	536919	AIA-D-0258	1/25/2023	2347	\$33,625.00
2000045941	Town of Roseboro	24327	536919	H-AIA-D-21-0224	1/25/2023	2347	\$3,936.00
2000045951	Town of Saluda	24327	536919	H-AIA-D-21-0217	2/2/2023	2347	\$8,800.00
2000039327	Town of Dallas	24327	536919	H-AIA-D-20-0195	2/2/2023	2347	\$64,950.00
2000045966	Town of Fairmont	24327	536919	H-AIA-D-21-0239	2/15/2023	2347	\$21,663.00
2000039330	Town of Louisburg	24327	536919	H-AIA-D-20-0200	2/22/2023	2347	\$22,000.00
2000045948	Rockingham County	24327	536919	H-AIA-D-21-0213	2/22/2023	2347	\$36,750.00
2000045941	Town of Roseboro	24327	536919	H-AIA-D-21-0224	3/1/2023	2347	\$3,300.00
2000045966	Town of Fairmont	24327	536919	H-AIA-D-21-0239	3/1/2023	2347	\$39,200.00
2000057922	Town of Walnut Cove	24327	536919	AIA-D-0258	3/1/2023	2347	\$9,250.00
2000057919	City of Belmont	24327	536919	AIA-D-0264	3/1/2023	2347	\$3,125.00
2000045965	City of Lumberton	24327	536919	H-AIA-D-21-0242	3/9/2023	2347	\$3,105.00
2000045973	Town of Bryson City	24327	536919	H-AIA-D-21-0235	3/15/2023	2347	\$11,308.00
2000045941	Town of Roseboro	24327	536919	H-AIA-D-21-0224	3/22/2023	2347	\$3,708.00
2000039323	City of Whiteville	24327	536919	H-AIA-D-20-0186	3/23/2023	2347	\$7,375.00
2000058115	Town of Mount Gilead	24327	536919	AIA-D-0245	3/23/2023	2347	\$29,900.00
2000045927	Town of Maysville	24327	536919	H-AIA-D-21-0222	3/23/2023	2347	\$47,500.00

Disbursements for FY 2022-2023

Agreement Number (Internal)	Long Project and Recipient Desc	Project Account Budget Code Desc	Project Account GL Account	Long Project Account Desc	Transaction Time	Project Account GL Center	Transaction Amount
2000039132	Town of Ellerbe	24327	536919	H-AIA-D-19-0173	4/12/2023	2347	\$34,775.00
2000045941	Town of Roseboro	24327	536919	H-AIA-D-21-0224	4/12/2023	2347	\$8,225.00
2000039691	Town of Pembroke	24327	536919	H-AIA-D-19-0145	4/12/2023	2347	\$23,500.00
2000045970	Town of Kenly	24327	536919	H-AIA-D-21-0237	4/19/2023	2347	\$4,725.00
2000057919	City of Belmont	24327	536919	AIA-D-0264	4/26/2023	2347	\$2,825.00
2000045970	Town of Kenly	24327	536919	H-AIA-D-21-0237	5/4/2023	2347	\$3,150.00
2000057741	Town of Smithfield	24327	536919	AIA-D-0246	5/10/2023	2347	\$43,200.00
2000045970	Town of Kenly	24327	536919	H-AIA-D-21-0237	5/10/2023	2347	\$1,575.00
2000057919	City of Belmont	24327	536919	AIA-D-0264	5/10/2023	2347	\$6,525.00
2000057741	Town of Smithfield	24327	536919	AIA-D--0246	5/18/2023	2347	\$1,650.00
2000039331	Town of Randleman	24327	536919	H-AIA-D-20-0201	5/24/2023	2347	\$76,355.00
2000045965	City of Lumberton	24327	536919	H-AIA-D-21-0242	6/1/2023	2347	\$7,763.00
Total						2347	\$1,640,392.00

Agreement Number (Internal)	Long Project and Recipient Desc	Project Account Budget Code Desc	Project Account GL Account	Long Project Account Desc	Transaction Time	Project Account GL Center	Transaction Amount
2000045898	Town of White Lake	24327	536919	E-MRF-W-21-0041	7/14/2022	2348	\$2,750.00
2000045925	Town of McAdenville	24327	536919	E-MRF-W-21-0039	7/14/2022	2348	\$45,050.00
2000047531	Town of Benson	24327	536919	E-MRF-W-21-0045	7/27/2022	2348	\$7,200.00
2000045898	Town of White Lake	24327	536919	E-MRF-W-21-0041	8/10/2022	2348	\$6,000.00
2000047530	Town of Murphy	24327	536919	E-MRF-W-21-0047	8/17/2022	2348	\$6,750.00
2000047531	Town of Benson	24327	536919	E-MRF-W-21-0045	9/1/2022	2348	\$8,000.00
2000045898	Town of White Lake	24327	536919	E-MRF-W-21-0041	9/21/2022	2348	\$13,500.00
2000047530	Town of Murphy	24327	536919	E-MRF-W-21-0047	10/12/2022	2348	\$16,975.00
2000045898	Town of White Lake	24327	536919	E-MRF-W-21-0041	3/1/2023	2348	\$1,000.00
2000058010	Town of Weldon	24327	536919	MRF-W-0056	3/1/2023	2348	\$4,375.00
2000039310	Town of Dobson	24327	536919	E-MRF-W-20-0033	3/15/2023	2348	\$45,500.00
2000058008	Town of Old Fort	24327	536919	MRF-W-0059	3/23/2023	2348	\$7,600.00
2000047531	Town of Benson	24327	536919	E-MRF-W-21-0045	5/4/2023	2348	\$23,950.00
2000058010	Town of Weldon	24327	536919	MRF-W-0056	6/1/2023	2348	\$631.00
2000058008	Town of Old Fort	24327	536919	MRF-W-0059	6/7/2023	2348	\$8,250.00
Total						2348	\$197,531.00

Agreement Number (Internal)	Long Project and Recipient Desc	Project Account Budget Code Desc	Project Account GL Account	Long Project Account Desc	Transaction Time	Project Account GL Center	Transaction Amount
-----------------------------	---------------------------------	----------------------------------	----------------------------	---------------------------	------------------	---------------------------	--------------------

Disbursements for FY 2022-2023

Agreement Number (Internal)	Long Project and Recipient Desc	Project Account Budget Code Desc	Project Account GL Account	Long Project Account Desc	Transaction Time	Project Account GL Center	Transaction Amount
2000045925	Town of McAdenville	24327	536919	H-MRF-D-21-0043	7/14/2022	2349	\$45,050.00
2000045923	City of Dunn	24327	536919	H-MRF-D-21-0046	7/27/2022	2349	\$12,200.00
2000040396	Town of Walnut Cove	24327	536919	H-MRF-D-20-0036	9/14/2022	2349	\$25,000.00
2000040396	Town of Walnut Cove	24327	536919	H-MRF-D-20-0036	10/19/2022	2349	\$750.00
2000045923	City of Dunn	24327	536919	H-MRF-D-21-0046	12/7/2022	2349	\$37,800.00
2000040396	Town of Walnut Cove	24327	536919	H-MRF-D-20-0036	2/2/2023	2349	\$5,000.00
2000058013	Town of N Wilkesboro	24327	536919	MRF-D-0053	2/2/2023	2349	\$6,300.00
2000040396	Town of Walnut Cove	24327	536919	H-MRF-D-20-0036	2/2/2023	2349	\$6,489.00
2000058013	Town of N Wilkesboro	24327	536919	MRF-D-0053	2/2/2023	2349	\$7,000.00
2000058007	Town of Weldon	24327	536919	MRF-D-0058	3/1/2023	2349	\$3,125.00
2000040396	Town of Walnut Cove	24327	536919	H-MRF-D-20-0036	3/1/2023	2349	\$5,000.00
2000039117	Goldston Gulf Sanitary	24327	536919	H-MRF-D-19-0021	3/15/2023	2349	\$24,000.00
2000039118	Tuckaseegee Water & Sewer	24327	536919	H-MRF-D-19-0026	3/15/2023	2349	\$5,000.00
2000039341	Town of Dobson	24327	536919	H-MRF-D-20-0034	3/15/2023	2349	\$45,500.00
2000039119	Martin County	24327	536919	H-MRF-D-19-0027	3/15/2023	2349	\$50,000.00
2000058009	Town of Old Fort	24327	536919	MRF-D-0057	3/23/2023	2349	\$7,600.00
2000058007	Town of Weldon	24327	536919	MRF-D-0058	6/1/2023	2349	\$2,069.00
2000058009	Town of Old Fort	24327	536919	MRF-D-0057	6/7/2023	2349	\$8,250.00
2000058012	City of Laurinburg	24327	536919	MRF-D-0054	6/21/2023	2349	\$39,721.00
Total						2349	\$335,854.00

Agreement Number (Internal)	Long Project and Recipient Desc	Project Account Budget Code Desc	Project Account GL Account	Long Project Account Desc	Transaction Time	Project Account GL Center	Transaction Amount
2000050917	Town of Lawndale	24327	536919	AIA-D-VUR-0007	7/27/2022	2370	\$26,851.00
2000050934	Town of Fallston	24327	536919	AIA-D-VUR-0002	7/27/2022	2370	\$20,817.00
2000050934	Town of Fallston	24327	536919	AIA-D-VUR-0002	8/3/2022	2370	\$58,199.00
2000050916	Town of Lawndale	24327	536919	AIA-W-VUR-0006	8/3/2022	2370	\$36,699.00
2000050915	Town of Polkville	24327	536919	AIA-W-VUR-0008	8/3/2022	2370	\$18,884.00
2000050931	Town of Hamilton	24327	536919	AIA-D-VUR-0005	8/24/2022	2370	\$30,801.00
2000050935	Town of Fremont	24327	536919	AIA-W-VUR-0003	9/1/2022	2370	\$5,950.00
2000050932	Town of Fremont	24327	536919	AIA-D-VUR-0003	9/1/2022	2370	\$15,000.00
2000050931	Town of Hamilton	24327	536919	AIA-D-VUR-0005	9/29/2022	2370	\$13,866.00
2000050932	Town of Fremont	24327	536919	AIA-D-VUR-0003	10/12/2022	2370	\$3,400.00

Disbursements for FY 2022-2023

Agreement Number (Internal)	Long Project and Recipient Desc	Project Account Budget Code Desc	Project Account GL Account	Long Project Account Desc	Transaction Time	Project Account GL Center	Transaction Amount
2000050935	Town of Fremont	24327	536919	AIA-W-VUR-0003	10/12/2022	2370	\$14,200.00
2000050935	Town of Fremont	24327	536919	AIA-W-VUR-0003	10/26/2022	2370	\$2,500.00
2000050932	Town of Fremont	24327	536919	AIA-D-VUR-0003	10/26/2022	2370	\$2,100.00
2000050916	Town of Lawndale	24327	536919	AIA-W-VUR-0006	10/26/2022	2370	\$68,165.00
2000050917	Town of Lawndale	24327	536919	AIA-D-VUR-0007	10/26/2022	2370	\$13,696.00
2000050934	Town of Fallston	24327	536919	AIA-D-VUR-0002	10/26/2022	2370	\$11,146.00
2000050931	Town of Hamilton	24327	536919	AIA-D-VUR-0005	11/2/2022	2370	\$27,772.00
2000050931	Town of Hamilton	24327	536919	AIA-D-VUR-0005	11/16/2022	2370	\$18,946.00
2000050915	Town of Polkville	24327	536919	AIA-W-VUR-0008	11/28/2022	2370	\$27,967.00
2000050934	Town of Fallston	24327	536919	AIA-D-VUR-0002	11/28/2022	2370	\$64,472.00
2000050932	Town of Fremont	24327	536919	AIA-D-VUR-0003	12/7/2022	2370	\$2,000.00
2000050935	Town of Fremont	24327	536919	AIA-W-VUR-0003	12/7/2022	2370	\$5,000.00
2000060434	Town of Eureka	24327	536919	AIA-W-VUR-0001	12/21/2022	2370	\$45,000.00
2000050931	Town of Hamilton	24327	536919	AIA-D-VUR-0005	1/19/2023	2370	\$12,938.00
2000050919	Town of Jamesville	24327	536919	AIA-W-VUR-0006	2/8/2023	2370	\$3,500.00
2000050932	Town of Fremont	24327	536919	AIA-D-VUR-0003	2/8/2023	2370	\$4,750.00
2000050918	Town of Jamesville	24327	536919	AIA-W-VUR-0005	2/8/233	2370	\$4,250.00
2000050932	Town of Fremont	24327	536919	AIA-D-VUR-0003	3/1/2023	2370	\$10,350.00
2000050915	Town of Polkville	24327	536919	AIA-W-VUR-0008	3/15/2023	2370	\$14,825.00
2000060434	Town of Eureka	24327	536919	AIA-W-VUR-0001	3/15/2023	2370	\$42,600.00
2000050916	Town of Lawndale	24327	536919	AIA-W-VUR-0006	4/19/2023	2370	\$10,306.00
2000050917	Town of Lawndale	24327	536919	AIA-D-VUR-0007	4/19/2023	2370	\$14,522.00
2000050931	Town of Hamilton	24327	536919	AIA-D-VUR-0005	5/4/2023	2370	\$5,115.00
2000050931	Town of Hamilton	24327	536919	AIA-D-VUR-0005	5/4/2023	2370	\$10,162.00
2000058004	Town of Bath	24327	536919	AIA-D-VUR-0013	5/17/2023	2370	\$117,915.00
2000058006	Town of Bath	24327	536919	AIA-W-VUR-0012	5/17/2023	2370	\$99,465.00
2000058355	Lumber River Council of Gov't	24327	536919	AIA-W-VUR-0016	6/7/2023	2370	\$44,934.00
2000058354	Lumber River Council of Gov't	24327	536919	AIA-D-VUR-0017	6/15/2023	2370	\$86,820.00
Total						2370	\$1,015,883.00

Agreement Number (Internal)	Long Project and Recipient Desc	Project Account Budget Code Desc	Project Account GL Account	Long Project Account Desc	Transaction Time	Project Account GL Center	Transaction Amount
2000061048	Cliffside Sanitary District	24327	536919	EOG-W-VUR-0003	9/29/2022	2373	\$50,000.00
2000047469	Town of Robersonville	24327		E-SEG-A-21-0003	10/5/2022	2373	\$67,441.00
2000061048	Cliffside Sanitary District	24327		EOG-W-VUR-0003	1/5/2023	2373	\$100,000.00
2000067613	Town of Kingstown	24327		EOG-W-VUR-0005	5/4/2023	2373	\$20,000.00
Total						2373	\$237,441.00

Disbursements for FY 2022-2023

Agreement Number (Internal)	Long Project and Recipient Desc	Project Account Budget Code Desc	Project Account GL Account	Long Project Account Desc	Transaction Time	Project Account GL Center	Transaction Amount
2000040880	City of Graham	64311	536704	CS370563-04	2/22/2023	61DR	\$1,775,579.00
2000040880	City of Graham	64311		CS370563-04	4/5/2023	61DR	\$413,420.00
2000040880	City of Graham	64311		CS370563-04	5/24/2023	61DR	\$1,854,602.00
Total						61DR	\$4,043,601.00

Agreement Number (Internal)	Long Project and Recipient Desc	Project Account Budget Code Desc	Project Account GL Account	Long Project Account Desc	Transaction Time	Project Account GL Center	Transaction Amount
2000010632	Franklin County	64311	536704	CS370515-04	7/7/2022	6185	\$643,245.00
2000038943	City of Hendsenville	64311	536704	CS370444-10	7/7/2022	6185	\$233,972.00
2000038975	Town of Plymouth	64311	536704	CS370500-05	7/7/2022	6185	\$192,469.00
2000039285	Town of Manteo	64311	536704	CS370798-02	7/7/2022	6185	\$43,514.00
2000038982	Johnston County	64311	536704	CS370560-18	7/14/2022	6185	\$2,509,395.00
2000039007	Contentnea Metropolitan	64311	536704	CS370398-03	7/14/2022	6185	\$1,103,808.00
2000039285	Town of Manteo	64311	536704	CS370798-02	7/14/2022	6185	\$47,285.00
2000039253	City of Hickory	64311	536704	CS370389-22	7/20/2022	6185	\$1,906,083.00
2000039156	Oxford Water Works	64311	536704	CS370439-06	7/20/2022	6185	\$682,053.00
2000039155	Oxford Water Works	64311	536704	CS370439-08	7/20/2022	6185	\$580,213.00
2000039005	City of Brevard	64311	536704	CS370476-09	7/20/2022	6185	\$223,601.00
2000039262	Town of Rutherfordton	64311	536704	CS370463-05	7/20/2022	6185	\$31,480.00
2000039253	City of Hickory	64311	536704	CS370389-22	7/27/2022	6185	\$180,697.00
2000038972	Town of St Pauls	64311	536704	CS370529-04	7/27/2022	6185	\$79,241.00
2000039007	Contentnea Metropolitan	64311	536704	CS370398-03	8/3/2022	6185	\$451,518.00
2000039016	Stanly County	64311	536704	CS370834-04	8/3/2022	6185	\$251,102.00
2000039267	Yancey County	64311	536704	CS370504-01	8/3/2022	6185	\$170,113.00
2000039258	Public Works Commission	64311	536704	CS370434-15	8/3/2022	6185	\$132,514.00
2000039259	Public Works Commission	64311	536704	CS370434-16	8/10/2022	6185	\$4,434,395.00
2000039252	City of Charlotte	64311	536704	CS370377-16	8/10/2022	6185	\$2,849,319.00
2000038943	City of Hendsenville	64311	536704	CS370444-10	8/10/2022	6185	\$176,984.00
2000039286	Lincoln County	64311	536704	CS370825-02	8/17/2022	6185	\$8,834,279.00
2000038991	Public Works Commission	64311	536704	CS370434-14	8/17/2022	6185	\$581,005.00
2000039257	Town of Clayton	64311	536704	CS370431-07	8/19/2022	6185	\$8,141,231.00
2000038982	Johnston County	64311	536704	CS370560-18	8/19/2022	6185	\$2,224,736.00
2000038489	Town of Tabor City	64311	536704	CS370609-01	8/24/2022	6185	\$94,276.00
2000039007	Contentnea Metropolitan	64311	536704	CS370398-03	9/1/2022	6185	\$516,536.00
2000039279	City of Newton	64311	536704	CS370685-03	9/1/2022	6185	\$497,661.00

Disbursements for FY 2022-2023

Agreement Number (Internal)	Long Project and Recipient Desc	Project Account Budget Code Desc	Project Account GL Account	Long Project Account Desc	Transaction Time	Project Account GL Center	Transaction Amount
2000039005	City of Brevard	64311	536704	CS370476-09	9/1/2022	6185	\$310,901.00
2000039271	Yadkin Valley Sewer Authority	64311	536704	CS370541-07	9/1/2022	6185	\$53,338.00
2000039285	Town of Manteo	64311	536704	CS370798-02	9/8/2022	6185	\$71,594.00
2000039282	City of Gastonia	64311	536704	CS370744-05	9/14/2022	6185	\$2,460,962.00
2000010632	Franklin County	64311	536704	CS370515-04	9/14/2022	6185	\$1,078,273.00
2000039259	Public Works Commission	64311	536704	CS370434-16	9/14/2022	6185	\$369,385.00
2000038982	Johnston County	64311	536704	CS370560-18	9/29/2022	6185	\$4,091,834.00
2000039282	City of Gastonia	64311	536704	CS370744-05	9/29/2022	6185	\$1,935,980.00
2000039007	Contentnea Metropolitan	64311	536704	CS370398-03	9/29/2022	6185	\$351,310.00
2000040397	Town of Swepsonville	64311	536704	CS370839-01	9/29/2022	6185	\$69,721.00
2000039258	Public Works Commission	64311	536704	CS370434-15	9/29/2022	6185	\$8,500.00
2000039156	Oxford Water Works	64311	536704	CS370439-06	10/5/2022	6185	\$524,508.00
2000039259	Public Works Commission	64311	536704	CS370434-16	10/12/2022	6185	\$479,095.00
2000010632	Franklin County	64311	536704	CS370515-04	10/12/2022	6185	\$248,672.00
2000039258	Public Works Commission	64311	536704	CS370434-15	10/12/2022	6185	\$7,865.00
2000038982	Johnston County	64311	536704	CS370560-18	10/19/2022	6185	\$3,468,004.00
2000038991	Public Works Commission	64311	536704	CS370434-14	10/19/2022	6185	\$412,883.00
2000038834	Johnston County	64311	536704	CS370560-17	10/19/2022	6185	\$247,803.00
2000039285	Town of Manteo	64311	536704	CS370798-02	10/19/2022	6185	\$63,981.00
2000039252	City of Charlotte	64311	536704	CS370377-16	10/26/2022	6185	\$202,714.00
2000010632	Franklin County	64311	536704	CS370515-04	11/2/2022	6185	\$95,839.00
2000038982	Johnston County	64311	536704	CS370560-18	11/9/2022	6185	\$2,489,163.00
2000039284	City of Mount Holly	64311	536704	CS370747-02	11/9/2022	6185	\$257,149.00
2000039005	City of Brevard	64311	536704	CS370476-09	11/9/2022	6185	\$194,824.00
2000038991	Public Works Commission	64311	536704	CS370434-14	11/16/2022	6185	\$387,428.00
2000039289	Town of Winterville	64311	536704	CS370879-02	11/28/2022	6185	\$1,670,158.00
2000039285	Town of Manteo	64311	536704	CS370798-02	11/28/2022	6185	\$92,332.00
2000039289	Town of Winterville	64311	536704	CS370879-02	11/28/2022	6185	\$19,076.00
2000010632	Franklin County	64311	536704	CS370515-04	12/7/2022	6185	\$121,998.00
2000039265	Town of Murfreesboro	64311	536704	CS370491-04	12/7/2022	6185	\$54,294.00
2000039271	Yadkin Valley Sewer Authority	64311	536704	CS370541-07	12/7/2022	6185	\$4,572.00
2000038982	Johnston County	64311	536704	CS370560-18	1/5/2023	6185	\$4,236,091.00
2000039252	City of Charlotte	64311	536704	CS370377-16	1/5/2023	6185	\$30,246.00
2000040941	City of Laurinburg	64311	536704	CS370924-01	1/11/2023	6185	\$1,372,855.00
2000039285	Town of Manteo	64311	536704	CS370798-02	1/11/2023	6185	\$28,773.00
2000039264	Town of Lake Lure	64311	536704	CS370489-05	1/19/2023	6185	\$567,061.00
2000039007	Contentnea Metropolitan	64311	536704	CS370398-03	1/19/2023	6185	\$57,702.00
2000039265	Town of Murfreesboro	64311	536704	CS370491-04	1/19/2023	6185	\$38,298.00
2000039156	Oxford Water Works	64311	536704	CS370439-06	1/25/2023	6185	\$1,020,644.00
2000039259	Public Works Commission	64311	536704	CS370434-16	1/25/2023	6185	\$509,852.00

Disbursements for FY 2022-2023

Agreement Number (Internal)	Long Project and Recipient Desc	Project Account Budget Code	Project Account GL	Long Project Account Desc	Transaction Time	Project Account GL	Transaction Amount
		Desc	Account			Center	
2000039270	City of Whiteville	64311	536704	CS370534-02	1/25/2023	6185	\$146,587.00
2000010632	Franklin County	64311	536704	CS370515-04	2/8/2023	6185	\$827,406.00
2000039016	Stanly County	64311	536704	CS370834-04	2/8/2023	6185	\$24,205.00
2000039258	Public Works Commission	64311	536704	CS370434-15	2/15/2023	6185	\$25,193.00
2000040880	City of Graham	64311	536704	CS370563-04	2/22/2023	6185	\$1,775,578.00
2000039253	City of Hickory	64311	536704	CS370389-22	2/22/2023	6185	\$1,547,159.00
2000039160	Town of Warsaw	64311	536704	CS370474-05	2/22/2023	6185	\$110,376.00
2000040941	City of Laurinburg	64311	536704	CS370924-01	2/22/2023	6185	\$62,204.00
2000039265	Town of Murfreesboro	64311	536704	CS370491-04	2/22/2023	6185	\$47,335.00
2000038943	City of Hendersonville	64311	536704	CS370444-10	2/22/2023	6185	\$9,548.00
2000040919	Contentnea Metropolitan	64311	536704	CS370398-04	3/1/2023	6185	\$630,847.00
2000039272	Yadkin Valley Sewer Authority	64311	536704	CS370541-08	3/1/2023	6185	\$208,557.00
2000039269	City of Kinston	64311	536704	CS370527-12	3/1/2023	6185	\$21,426.00
2000039258	Public Works Commission	64311	536704	CS370434-15	3/1/2023	6185	\$14,976.00
2000039253	City of Hickory	64311	536704	CS370389-22	3/9/2023	6185	\$370,967.00
2000039159	City of Thomasville	64311	536704	CS370619-07	3/9/2023	6185	\$275,810.00
2000040880	City of Graham	64311	536704	CS370563-04	3/15/2023	6185	\$1,772,889.00
2000010632	Franklin County	64311	536704	CS370515-04	3/15/2023	6185	\$232,232.00
2000039261	City of Lumberton	64311	536704	CS370455-05	3/15/2023	6185	\$125,557.00
2000040941	City of Laurinburg	64311	536704	CS370924-01	3/15/2023	6185	\$109,034.00
2000039262	Town of Rutherfordton	64311	536704	CS370463-05	3/23/2023	6185	\$44,537.00
2000039259	Public Works Commission	64311	536704	CS370434-16	4/5/2023	6185	\$645,380.00
2000039270	City of Whiteville	64311	536704	CS370534-02	4/5/2023	6185	\$1,172,796.00
2000038982	Johnston County	64311	536704	CS370560-18	4/5/2023	6185	\$4,171,658.00
2000040880	City of Graham	64311	536704	CS370563-04	4/5/2023	6185	\$951,533.00
2000039005	City of Brevard	64311	536704	CS370476-09	4/5/2023	6185	\$4,973.00
2000039005	City of Brevard	64311	536704	CS370476-09	4/12/2023	6185	\$95,292.00
2000039252	City of Charlotte	64311	536704	CS370377-16	4/19/2023	6185	\$162,225.00
2000010632	Franklin County	64311	536704	CS370515-04	4/19/2023	6185	\$292,477.00
2000038991	Public Works Commission	64311	536704	CS370434-14	4/19/2023	6185	\$893,473.00
2000039007	Contentnea Metropolitan	64311	536704	CS370398-03	4/19/2023	6185	\$134,589.00
2000040941	City of Laurinburg	64311	536704	CS370924-01	4/26/2023	6185	\$106,300.00
2000041132	Southeast Regional Airport Authority	64311	536704	CS370922-01	4/26/2023	6185	\$277,624.00
2000039253	City of Hickory	64311	536704	CS370389-22	5/4/2023	6185	\$510,148.00
2000039284	City of Mount Holly	64311	536704	CS370747-02	5/4/2023	6185	\$215,794.00
2000039269	City of Kinston	64311	536704	CS370527-12	5/10/2023	6185	\$10,671.00
2000040941	City of Laurinburg	64311	536704	CS370924-01	5/10/2023	6185	\$425,960.00
2000039259	Public Works Commission	64311	536704	CS370434-16	5/17/2023	6185	\$391,790.00
2000039265	Town of Murfreesboro	64311	536704	CS370491-04	5/17/2023	6185	\$87,897.00
2000039270	City of Whiteville	64311	536704	CS370534-02	5/23/2023	6185	\$585,653.00

Disbursements for FY 2022-2023

Agreement Number (Internal)	Long Project and Recipient Desc	Project Account Budget Code Desc	Project Account GL Account	Long Project Account Desc	Transaction Time	Project Account GL Center	Transaction Amount
2000052805	Town of Biltmore Forest	64311	536704	CS370872-01	6/7/2023	6185	\$292,600.00
2000039284	City of Mount Holly	64311	536704	CS370747-02	6/15/2023	6185	\$26,111.00
2000040941	City of Laurinburg	64311	536704	CS370924-01	6/21/2023	6185	\$545,215.00
2000041132	Southeast Regional Airport Authority	64311	536704	CS370922-01	6/23/2023	6185	\$44,453.00
Total						6185	\$87,945,438.00

Agreement Number (Internal)	Long Project and Recipient Desc	Project Account Budget Code Desc	Project Account GL Account	Long Project Account Desc	Transaction Time	Project Account GL Center	Transaction Amount
2000039285	Town of Manteo	64311	536997	CS370798-02	7/7/2022	6185	\$43,515.00
2000039285	Town of Manteo	64311	536997	CS370798-02	7/14/2022	6185	\$47,284.00
2000039005	City of Brevard	64311	536997	CS370476-09	7/20/2022	6185	\$74,534.00
2000039262	Town of Rutherfordton	64311	536997	CS370463-05	7/20/2022	6185	\$26,701.00
2000038972	Town of St Pauls	64311	536997	CS370529-04	7/27/2022	6185	\$26,414.00
2000039277	Town of Landis	64311	536997	CS370652-02	7/27/2022	6185	\$167,011.00
2000039267	Yancey County	64311	536997	CS370504-01	8/3/2022	6185	\$56,704.00
2000039279	City of Newton	64311	536997	CS370685-03	9/1/2022	6185	\$278,440.00
2000039005	City of Brevard	64311	536997	CS370476-09	9/1/2022	6185	\$103,634.00
2000039285	Town of Manteo	64311	536997	CS370798-02	9/8/2022	6185	\$71,593.00
2000039285	Town of Manteo	64311	536997	CS370798-02	10/19/2022	6185	\$63,980.00
2000039273	Town of Pilot Mountain	64311	536997	CS370545-05	11/2/2022	6185	\$378,822.00
2000039005	City of Brevard	64311	536997	CS370476-09	11/9/2002	6185	\$64,941.00
2000039285	Town of Manteo	64311	536997	CS370798-02	11/28/2022	6185	\$92,333.00
2000039265	Town of Murfreesboro	64311	536997	CS370491-04	12/7/2022	6185	\$54,294.00
2000039285	Town of Manteo	64311	536997	CS370798-02	1/11/2023	6185	\$28,774.00
2000039264	Town of Lake Lure	64311	536997	CS370489-05	1/19/2023	6185	\$500,000.00
2000039265	Town of Murfreesboro	64311	536997	CS370491-04	1/19/2023	6185	\$38,298.00
2000039270	City of Whiteville	64311	536997	CS370534-02	1/25/2023	6185	\$500,000.00
2000040910	Town of Walstonburg	64311	536997	CS370830-01	2/2/2023	6185	\$100,775.00
2000039265	Town of Murfreesboro	64311	536997	CS370491-04	2/22/2023	6185	\$47,335.00
2000040880	City of Graham	64311	536997	CS370563-04	2/22/2023	6185	\$1,500,000.00
2000039269	City of Kinston	64311	536997	CS370527-12	3/1/2023	6185	\$7,142.00
2000039261	City of Lumberton	64311	536997	CS370455-05	3/15/2023	6185	\$125,557.00
2000038972	Town of St Pauls	64311	536997	CS370529-04	3/22/2023	6185	\$79,270.00
2000049754	Town of Farmville	64311	536997	CS370383-05	3/23/2023	6185	\$50,671.00

Disbursements for FY 2022-2023

Agreement Number (Internal)	Long Project and Recipient Desc	Project Account Budget Code Desc	Project Account GL Account	Long Project Account Desc	Transaction Time	Project Account GL Center	Transaction Amount
2000039281	Town of Sharpsburg	64311	536997	CS370698-01	4/5/2023	6185	\$128,031.00
2000039005	City of Brevard	64311	536997	CS370476-09	4/5/2023	6185	\$1,658.00
2000039005	City of Brevard	64311	536997	CS370476-09	4/12/2023	6185	\$31,764.00
2000039280	Town of Bailey	64311	536997	CS370696-02	4/20/2023	6185	\$140,160.00
2000039269	City of Kinston	64311	536997	CS370527-12	5/10/2023	6185	\$3,557.00
2000039280	Town of Bailey	64311	536997	CS370696-02	5/10/2023	6185	\$88,324.00
2000039265	Town of Murfreesboro	64311	536997	CS370491-04	5/17/2023	6185	\$87,898.00
2000039281	Town of Sharpsburg	64311	536997	CS370698-01	5/24/2023	6185	\$371,969.00
Total						6185	\$5,381,383.00

Agreement Number (Internal)	Long Project and Recipient Desc	Project Account Budget Code Desc	Project Account GL Account	Long Project Account Desc	Transaction Time	Project Account GL Center	Transaction Amount
2000038853	Pamlico County	64320	536704	1926	7/14/2022	6900	\$100,310.00
2000039211	Lincoln County	64320	536704	1950	7/14/2022	6900	\$3,499,096.00
2000039217	City of Elizabeth City	64320	536704	1956	7/14/2022	6900	\$90,772.00
2000039169	Greenville Util Commission	64320	536704	1984	7/14/2022	6900	\$882,059.00
2000039008	City of Dunn	64320	536704	1977	7/14/2022	6900	\$392,257.00
2000039226	Cleveland Co Sanitary District	64320	536704	1973	7/14/2022	6900	\$326,151.00
2000010500	City of Hendersonville	64320	536704	1940	7/14/2022	6900	\$2,215,913.00
2000039207	Town of Edenton	64320	536704	1944	7/14/2022	6900	\$288,362.00
2000039204	City of Winston Salem	64320	536704	1937	7/20/2022	6900	\$3,583,341.00
2000039212	Montgomery County	64320	536704	1951	7/20/2022	6900	\$16,450.00
2000039203	Oxford Water Works	64320	536704	1952	7/20/2022	6900	\$865,556.00
2000039218	City of Thomasville	64320	536704	1961	7/27/2022	6900	\$93,289.00
2000039169	Greenville Util Commission	64320	536704	1984	8/17/2022	6900	\$769,321.00
2000039213	Oxford Water Works	64320	536704	1952	9/8/2022	6900	\$631,941.00
2000039203	Oxford Water Works	64320	536704	1936	9/8/2022	6900	\$565,270.00
2000039205	Town of N Wilkesboro	64320	536704	1939	9/8/2022	6900	\$337,673.00
2000039207	Town of Edenton	64320	536704	1944	9/14/2022	6900	\$413,035.00
2000039226	Cleveland Co Sanitary District	64320	536704	1973	9/14/2022	6900	\$225,621.00
2000039204	City of Winston Salem	64320	536704	1937	9/14/2022	6900	\$2,885,716.00
2000039169	Greenville Util Commission	64320	536704	1984	9/21/2022	6900	\$814,019.00
2000039204	City of Winston Salem	64320	536704	1937	9/29/2022	6900	\$3,421,274.00
2000039207	Town of Edenton	64320	536704	1944	9/29/2022	6900	\$74,096.00
2000039226	Cleveland Co Sanitary District	64320	536704	1973	9/29/2022	6900	\$330,894.00
2000039209	Johnston County	64320	536704	1948	9/29/2022	6900	\$187,566.00
2000039218	City of Thomasville	64320	536704	1961	10/5/1966	6900	\$16,474.00

Disbursements for FY 2022-2023

Agreement Number (Internal)	Long Project and Recipient Desc	Project Account Budget Code Desc	Project Account GL Account	Long Project Account Desc	Transaction Time	Project Account GL Center	Transaction Amount
2000039169	Greenville Util Commission	64320	536704	1984	10/12/2022	6900	\$1,017,033.00
2000039226	Cleveland Co Sanitary District	64320	536704	1973	10/19/2022	6900	\$431,019.00
2000003977	Johnston County	64320	536704	1948	11/9/2022	6900	\$651,669.00
2000039204	City of Winston Salem	64320	536704	1937	11/9/2022	6900	\$3,020,577.00
2000039218	City of Thomasville	64320	536704	1961	11/16/2022	6900	\$40,285.00
2000039206	City of Hendersonville	64320	536704	1940	11/16/2022	6900	\$2,380,787.00
2000039226	Cleveland Co Sanitary District	64320	536704	1973	12/7/2022	6900	\$254,907.00
2000039209	Johnston County	64320	536704	1948	12/14/2022	6900	\$298,868.00
2000040882	City of Brevard	64320	536704	1999	1/5/2023	6900	\$55,376.00
2000039226	Cleveland Co Sanitary District	64320	536704	1973	1/19/2023	6900	\$487,283.00
2000039204	City of Winston Salem	64320	536704	1937	1/19/2023	6900	\$3,746,061.00
2000039213	Oxford Water Works	64320	536704	1952	1/19/2023	6900	\$540,390.00
2000039203	Oxford Water Works	64320	536704	1936	1/25/2023	6900	\$484,765.00
2000039206	City of Hendersonville	64320	536704	1940	1/25/2023	6900	\$2,231,519.00
2000039204	City of Winston Salem	64320	536704	1937	1/25/2023	6900	\$3,386,424.00
2000039008	City of Dunn	64320	536704	1977	2/2/2023	6900	\$165,950.00
2000039226	Cleveland Co Sanitary District	64320	536704	1973	2/2/2023	6900	\$1,232,027.00
2000039232	Orange Water & Sewer	64320	536704	1981	2/2/2023	6900	\$1,943,430.00
2000039204	City of Winston Salem	64320	536704	1937	2/8/2023	6900	\$3,416,449.00
2000039206	City of Hendersonville	64320	536704	1940	2/8/2023	6900	\$654,181.00
2000040890	Sampson County	64320	536704	2003	2/8/2023	6900	\$2,491,648.00
2000039207	Town of Edenton	64320	536704	1944	2/15/2023	6900	\$147,119.00
2000040882	City of Brevard	64320	536704	1999	2/22/2023	6900	\$53,311.00
2000039008	City of Dunn	64320	536704	1977	2/22/2023	6900	\$93,693.00
2000038897	Town of Marshville	64320	536704	1915	2/22/2023	6900	\$7,700.00
2000039206	City of Hendersonville	64320	536704	1940	3/1/2023	6900	\$319,476.00
2000003977	Johnston County	64320	536704	1948	3/1/2023	6900	\$330,314.00
2000039226	Cleveland Co Sanitary District	64320	536704	1973	3/1/2023	6900	\$266,589.00
2000039204	City of Winston Salem	64320	536704	1937	3/22/2023	6900	\$2,385,872.00
2000039226	Cleveland Co Sanitary District	64320	536704	1973	3/23/2023	6900	\$233,061.00
2000039238	Greenville Utilities Commission	64320	536704	1988	3/23/2023	6900	\$940,311.00
2000039206	City of Hendersonville	64320	536704	1940	4/5/2023	6900	\$258,240.00
2000003977	Johnston County	64320	536704	1948	4/5/2023	6900	\$720,027.00
2000040882	City of Brevard	64320	536704	1999	4/5/2023	6900	\$58,496.00
2000039207	Town of Edenton	64320	536704	1944	4/12/2023	6900	\$61,573.00
2000039226	Cleveland Co Sanitary District	64320	536704	1973	4/19/2023	6900	\$215,607.00
2000039204	City of Winston Salem	64320	536704	1937	5/4/2023	6900	\$5,119,169.00
2000039207	Town of Edenton	64320	536704	1944	5/10/2023	6900	\$29,073.00
2000039205	Town of N Wilkesboro	64320	536704	1939	5/17/2023	6900	\$269,304.00
2000039226	Cleveland Co Sanitary District	64320	536704	1973	5/17/2023	6900	\$189,157.00

Disbursements for FY 2022-2023

Agreement Number (Internal)	Long Project and Recipient Desc	Project Account Budget Code Desc	Project Account GL Account	Long Project Account Desc	Transaction Time	Project Account GL Center	Transaction Amount
2000040882	City of Brevard	64320	536704	1999	5/17/2023	6900	\$54,591.00
2000040881	City of Brevard	64320	536704	2000	5/17/2023	6900	\$161,925.00
2000039206	City of Hendersonville	64320	536704	1940	5/24/2023	6900	\$991,575.00
2000039204	City of Winston Salem	64320	536704	1937	6/1/2023	6900	\$3,347,246.00
2000039206	City of Hendersonville	64320	536704	1940	6/15/2023	6900	\$1,580,372.00
2000039226	Cleveland Co Sanitary District	64320	536704	1973	6/15/2023	6900	\$513,097.00
2000040881	City of Brevard	64320	536704	2000	6/21/2023	6900	\$46,029.00
2000040881	City of Brevard	64320	536704	2000	6/23/2023	6900	\$21,886.00
Total						6900	\$70,371,917.00

Agreement Number (Internal)	Long Project and Recipient Desc	Project Account Budget Code Desc	Project Account GL Account	Long Project Account Desc	Transaction Time	Project Account GL Center	Transaction Amount
2000038853	Pamlico County	64320	536997	1926	7/14/2022	6900	\$33,437.00
2000039217	City of Elizabeth City	64320	536997	1956	7/14/2022	6900	\$272,316.00
2000039220	Town of Roper	64320	536997	1966	7/14/2022	6900	\$111,553.00
2000039203	Oxford Water Works	64320	536997	1952	7/20/2022	6900	\$288,518.00
2000039218	City of Thomasville	64320	536997	1961	7/27/2022	6900	\$31,097.00
2000039237	Town of Fountain	64320	536997	1987	8/10/2022	6900	\$232,213.00
2000039213	Oxford Water Works	64320	536997	1952	9/8/2022	6900	\$210,647.00
2000039203	Oxford Water Works	64320	536997	1936	9/8/2022	6900	\$188,424.00
2000039218	City of Thomasville	64320	536997	1961	10/5/2022	6900	\$5,492.00
2000039218	City of Thomasville	64320	536997	1961	11/16/2022	6900	\$13,428.00
2000039164	Town of Enfield	64320	536997	1957	11/16/2022	6900	\$75,980.00
2000039237	Town of Fountain	64320	536997	1987	11/16/2022	6900	\$60,364.00
2000040884	Town of Whitakers	64320	536997	1995	12/21/2022	6900	\$474,107.00
2000039237	Town of Fountain	64320	536997	1987	12/21/2022	6900	\$79,423.00
2000040882	City of Brevard	64320	536997	1999	1/5/2023	6900	\$166,129.00
2000039213	Oxford Water Works	64320	536997	1952	1/19/2023	6900	\$180,130.00
2000039203	Oxford Water Works	64320	536997	1936	1/25/2023	6900	\$161,588.00
2000040887	Town of Seaboard	64320	536997	2001	2/8/2023	6900	\$150,888.00
2000040882	City of Brevard	64320	536997	1999	2/22/2023	6900	\$159,934.00
2000040884	Town of Whitakers	64320	536997	1995	3/1/2023	6900	\$281,954.00
2000040882	City of Brevard	64320	536997	1999	4/5/2023	6900	\$175,486.00
2000040887	Town of Seaboard	64320	536997	2001	4/19/2023	6900	\$225,926.00
2000040882	City of Brevard	64320	536997	1999	5/17/2023	6900	\$163,774.00
2000040881	City of Brevard	64320	536997	2000	5/17/2023	6900	\$485,776.00
2000040887	Town of Seaboard	64320	536997	2001	5/24/2023	6900	\$430,580.00
2000039214	Town of Robersonville	64320	536997	1953	6/7/2023	6900	\$384,432.00

Disbursements for FY 2022-2023

Agreement Number (Internal)	Long Project and Recipient Desc	Project Account Budget Code Desc	Project Account GL Account	Long Project Account Desc	Transaction Time	Project Account GL Center	Transaction Amount
2000039220	Town of Roper	64320	536997	1966	6/21/2023	6900	\$168,545.00
2000040881	City of Brevard	64320	536997	2000	6/21/2023	6900	\$138,087.00
2000040881	City of Brevard	64320	536997	2000	6/23/2023	6900	\$65,658.00
Total						6900	\$5,415,886.00

Agreement Number (Internal)	Long Project and Recipient Desc	Project Account Budget Code Desc	Project Account GL Account	Long Project Account Desc	Transaction Time	Project Account GL Center	Transaction Amount
2000040898	Town of River Bend	64320	536704	2008	8/3/2022	69DR	\$37,000.00
2000040898	Town of River Bend			2008	10/5/2022		\$49,807.00
2000040898	Town of River Bend			2008	11/28/2022		\$3,600.00
2000040898	Town of River Bend			2008	1/11/2023		\$190,123.00
2000040898	Town of River Bend			2008	1/26/2023		\$2,665.00
2000040898	Town of River Bend			2008	3/1/2023		\$255,257.00
Total						69DR	\$538,452.00

Agreement Number (Internal)	Long Project and Recipient Desc	Project Account Budget Code Desc	Project Account GL Account	Long Project Account Desc	Transaction Time	Project Account GL Center	Transaction Amount
2000039035	Town of Norwood	46616	536704	E-SRP-W-18-0167	7/7/2022	4W02	\$510,856.00
2000039315	Town of White Lake	46616	536704	E-SRP-W-19-0181	7/7/2022	4W02	\$146,466.00
2000039052	Town of Raeford	46616	536704	E-SRP-W-17-0116	7/7/2022	4W02	\$16,190.00
2000039035	Town of Norwood	46616	536704	E-SRP-W-18-0167	7/20/2022	4W02	\$321,829.00
2000038957	City of Oxford	46616	536704	E-SRP-W-17-0035	7/20/2022	4W02	\$445,158.00
2000039051	Town of Pilot Mountain	46616	536704	E-SRP-W-17-0115	7/20/2022	4W02	\$43,470.00
2000039048	City of Newton	46616	536704	E-SRP-W-17-0111	7/20/2022	4W02	\$829,650.00
2000039052	City of Raeford	46616	536704	E-SRP-W-17-0116	7/20/2022	4W02	\$8,817.00
2000039314	Town of Windsor	46616	536704	E-SRP-W-19-0180	7/20/2022	4W02	\$251,362.00
2000039047	City of Goldsboro	46616	536704	E-SRP-W-17-0110	8/3/2022	4W02	\$639,892.00
2000038968	Tuckaseegee Water & Sewer	46616	536704	E-SRP-W-17-0055	8/3/2022	4W02	\$263,441.00
2000039315	Town of White Lake	46616	536704	E-SRP-W-19-0181	8/3/2022	4W02	\$274,453.00
2000038988	Johnston County	46616	536704	E-SRP-W-17-0068	8/3/2022	4W02	\$185,310.00
2000039035	Town of Norwood	46616	536704	E-SRP-W-18-0167	9/8/2022	4W02	\$323,234.00
2000045876	Town of Surf City	46616	536704	SRP-W-0193	9/8/2022	4W02	\$1,290,674.00
2000039052	City of Raeford	46616	536704	E-SRP-W-17-0116	9/8/2022	4W02	\$9,381.00
2000039059	Yadkin Valley Sewer Authority	46616	536704	E-SRP-W-17-0124	9/8/2022	4W02	\$74,983.00
2000039034	Town of Walstonburg	46616	536704	E-SRP-W-18-0158	9/8/2022	4W02	\$15,798.00
2000038988	Johnston County	46616	536704	E-SRP-W-17-0068	9/8/2022	4W02	\$472,761.00
2000039035	Town of Norwood	46616	536704	E-SRP-W-18-0167	9/21/2022	4W02	\$144,415.00

Disbursements for FY 2022-2023

Agreement Number (Internal)	Long Project and Recipient Desc	Project Account Budget Code Desc	Project Account GL Account	Long Project Account Desc	Transaction Time	Project Account GL Center	Transaction Amount
2000038988	Johnston County	46616	536704	E-SRP-W-17-0068	10/5/2022	4W02	\$403,136.00
2000039315	Town of White Lake	46616	536704	E-SRP-W-19-0181	10/5/2022	4W02	\$403,416.00
Total						4W02	\$7,074,692.00

Agreement Number (Internal)	Long Project and Recipient Desc	Project Account Budget Code Desc	Project Account GL Account	Long Project Account Desc	Transaction Time	Project Account GL Center	Transaction Amount
2000039051	Town of Pilot Mountain	46616	536919	E-SRP-W-17-0115	7/20/2022	4W02	\$43,469.00
2000038968	Tuckasegee Water & Sewer	46616	536919	E-SRP-W-17-0055	8/3/2022	4W02	\$87,814.00
Total						4W02	\$131,283.00

Agreement Number (Internal)	Long Project and Recipient Desc	Project Account Budget Code Desc	Project Account GL Account	Long Project Account Desc	Transaction Time	Project Account GL Center	Transaction Amount
2000039035	Town of Norwood	64330	536704	E-SRP-W-18-0167	11/9/2022	6189SCIF	\$135,447.00
2000039315	Town of White Lake	64330	536704	E-SRP-W-19-0181	11/9/2022	6189SCIF	\$271,276.00
2000045876	Town of Surf City	64330	536704	SRP-W-0193	11/9/2022	6189SCIF	\$130,461.00
2000038968	Tuckasegee Water & Sewer	64330	536704	E-SRP-W-17-0055	11/9/2022	6189SCIF	\$198,770.00
2000039052	City of Raeford	64330	536704	E-SRP-W-17-0116	11/9/2022	6189SCIF	\$420,211.00
2000038921	City of Eden	64330	536704	E-SRP-W-17-0026	11/16/2022	6189SCIF	\$825,202.00
2000039034	Town of Walstonburg	64330	536704	E-SRP-W-18-0158	11/16/2022	6189SCIF	\$15,990.00
2000039052	City of Raeford	64330	536704	E-SRP-W-17-0116	11/16/2022	6189SCIF	\$32,862.00
2000038981	Orange Water & Sewer Authority	64330	536704	E-SRP-W-17-0047	11/28/2022	6189SCIF	\$1,300,542.00
2000039314	Town of Windsor	64330	536704	E-SRP-W-19-0180	11/28/2022	6189SCIF	\$428,383.00
2000039315	Town of White Lake	64330	536704	E-SRP-W-19-0181	12/7/2022	6189SCIF	\$186,727.00
2000039031	Franklin County	64330	536704	E-SRP-W-18-0155	12/7/2022	6189SCIF	\$478,448.00
2000039314	Town of Windsor	64330	536704	E-SRP-W-19-0180	12/14/2022	6189SCIF	\$221,708.00
2000039059	Yadkin Valley Sewer Authority	64330	536704	E-SRP-W-17-0124	12/21/2022	6189SCIF	\$20,676.00
2000038988	Johnston County	64330	536704	E-SRP-W-17-0068	12/21/2022	6189SCIF	\$179,567.00
2000039315	Town of White Lake	64330	536704	E-SRP-W-19-0181	1/11/2023	6189SCIF	\$243,646.00
2000038961	Town of Burnsville	64330	536704	E-SRP-W-17-0063	1/19/2023	6189SCIF	\$94,020.00
2000039035	Town of Norwood	64330	536704	E-SRP-W-18-0167	2/2/2023	6189SCIF	\$92,684.00
2000039031	Franklin County	64330	536704	E-SRP-W-18-0155	2/15/2023	6189SCIF	\$342,114.00
2000038958	Alexander County	64330	536704	E-SRP-W-17-0087	3/15/2023	6189SCIF	\$81,235.00
2000039315	Town of White Lake	64330	536704	E-SRP-W-19-0181	3/15/2023	6189SCIF	\$116,514.00
2000038983	City of Graham	64330	536704	E-SRP-W-17-0054	3/22/2023	6189SCIF	\$256,699.00
2000038921	City of Eden	64330	536704	E-SRP-W-17-0026	3/23/2023	6189SCIF	\$345,109.00

Disbursements for FY 2022-2023

Agreement Number (Internal)	Long Project and Recipient Desc	Project Account Budget Code Desc	Project Account GL Account	Long Project Account Desc	Transaction Time	Project Account GL Center	Transaction Amount
2000039052	City of Raeford	64330	536704	E-SRP-W-17-0116	3/23/2023	6189SCIF	\$49,814.00
2000038988	Johnston County	64330	536704	E-SRP-W-17-0068	3/23/2023	6189SCIF	\$243,541.00
2000038983	City of Graham	64330	536704	E-SRP-W-17-0054	4/19/2023	6189SCIF	\$20,175.00
2000039315	Town of White Lake	64330	536704	E-SRP-W-19-0181	5/10/2023	6189SCIF	\$280,907.00
2000038988	Johnston County	64330	536704	E-SRP-W-17-0068	5/10/2023	6189SCIF	\$213,206.00
2000039031	Franklin County	64330	536704	E-SRP-W-18-0155	5/10/2023	6189SCIF	\$384,054.00
2000038942	City of Lenoir	64330	536704	E-SRP-W-17-0044	6/1/2023	6189SCIF	\$545,332.00
2000038988	Johnston County	64330	536704	E-SRP-W-17-0068	6/1/2023	6189SCIF	\$119,678.00
2000038921	City of Eden	64330	536704	E-SRP-W-17-0026		6189SCIF	\$803,626.00
Total						6189SCIF	\$9,078,624.00

Agreement Number (Internal)	Long Project and Recipient Desc	Project Account Budget Code Desc	Project Account GL Account	Long Project Account Desc	Transaction Time	Project Account GL Center	Transaction Amount
2000038968	Tuckaseegee Water & Sewer	64330	536919	E-SRP-W-17-0055	11/9/2022	6189SCIF	\$66,257.00
2000038921	City of Eden	64330	536919	E-SRP-W-17-0026	11/16/2022	6189SCIF	\$825,203.00
2000038921	City of Eden	64330	536919	E-SRP-W-17-0026	3/23/2023	6189SCIF	\$345,109.00
2000038921	City of Eden	64330	536919	E-SRP-W-17-0026		6189SCIF	\$803,626.00
Total						6189SCIF	\$2,040,195.00

Agreement Number (Internal)	Long Project and Recipient Desc	Project Account Budget Code Desc	Project Account GL Account	Long Project Account Desc	Transaction Time	Project Account GL Center	Transaction Amount
2000039079	Town of Valdese	46616	536704	H-SRP-D-17-0151	7/7/2022	4W03	\$175,050.00
2000039061	Archers Lodge	46616	536704	H-SRP-D-17-0125	7/7/2022	4W03	\$910,322.00
2000038992	Montgomery County	46616	536704	H-SRP-D-17-0080	7/7/2022	4W03	\$25,400.00
2000038924	Montgomery County	46616	536704	H-SRP-D-17-0083	7/7/2022	4W03	\$102,046.00
2000038920	City of Eden	46616	536704	H-SRP-D-17-0015	7/7/2022	4W03	\$65,092.00
2000040529	Ingrams Township Water District	46616	536704	H-SRP-D-17-0133	7/7/2022	4W03	\$820,363.00
2000038908	Nash County	46616	536704	H-SRP-D-17-0077	8/3/2022	4W03	\$360,879.00
2000040529	Ingrams Township Water District	46616	536704	H-SRP-D-17-0133	8/3/2022	4W03	\$502,526.00
2000039061	Archers Lodge	46616	536704	H-SRP-D-17-0125	8/3/2022	4W03	\$352,177.00
2000039106	Town of Wallace	46616	536704	H-SRP-D-18-0173	8/24/2022	4W03	\$77,923.00
2000038920	City of Eden	46616	536704	H-SRP-D-17-0015	9/8/2022	4W03	\$80,935.00
200003956	North Lenoir Water Corp	46616	536704	H-SRP-D-17-0092	9/8/2022	4W03	\$11,640.00
2000039065	City of Hendersonville	46616	536704	H-SRP-D-17-0132	9/21/2022	4W03	\$1,158,091.00
2000038908	Nash County	46616	536704	H-SRP-D-17-0077	10/5/2022	4W03	\$127,910.00
2000040529	Ingrams Township Water District	46616	536704	H-SRP-D-17-0133	10/5/2022	4W03	\$429,570.00

Disbursements for FY 2022-2023

Agreement Number (Internal)	Long Project and Recipient Desc	Project Account Budget Code Desc	Project Account GL Account	Long Project Account Desc	Transaction Time	Project Account GL Center	Transaction Amount
2000039063	Greene County	46616	536704	H-SRP-D-17-0130	10/5/2022	4W03	\$38,311.00
2000039074	Town of Smithfield	46616	536704	H-SRP-D-17-0146	10/5/2022	4W03	\$873,578.00
Total						4W03	\$6,111,813.00

Agreement Number (Internal)	Long Project and Recipient Desc	Project Account Budget Code Desc	Project Account GL Account	Long Project Account Desc	Transaction Time	Project Account GL Center	Transaction Amount
2000039079	Town of Valdese	46616	536919	H-SRP-D-17-0151	7/7/2022	4W03	\$39,647.00
2000038992	Montgomery County	46616	536919	H-SRP-D-17-0080	7/7/2022	4W03	\$25,399.00
2000038924	Montgomery County	46616	536919	H-SRP-D-17-0083	7/7/2022	4W03	\$78,410.00
2000038920	City of Eden	46616	536919	H-SRP-D-17-0015	7/7/2022	4W03	\$21,698.00
2000039212	Montgomery County	46616	536919	H-SRP-D-18-0161	7/20/2022	4W03	\$16,450.00
2000039037	Town of Lucama	46616	536919	H-SRP-D-18-0160	7/20/2022	4W03	\$155,385.00
200003956	North Lenoir Water Corp	46616	536919	H-SRP-D-17-0092	9/8/2022	4W03	\$34,921.00
2000038920	City of Eden	46616	536919	H-SRP-D-17-0015	9/8/2022	4W03	\$26,978.00
2000039036	Town of Enfield	46616	536919	H-SRP-D-17-0159	9/21/2022	4W03	\$100,334.00
2000039037	Town of Lucama	46616	536919	H-SRP-D-18-0160	9/21/2022	4W03	\$153,039.00
2000039063	Greene County	46616	536919	H-SRP-D-17-0130	10/5/2022	4W03	\$114,935.00
Total						4W03	\$767,196.00

Agreement Number (Internal)	Long Project and Recipient Desc	Project Account Budget Code Desc	Project Account GL Account	Long Project Account Desc	Transaction Time	Project Account GL Center	Transaction Amount
2000039061	Archer's Lodge	64331	536704	H-SRP-D-17-0125	11/9/2022	6903SCIF	\$127,008.00
2000039079	Town of Valdese	64331	536704	H-SRP-D-17-0151	11/9/2022	6903SCIF	\$109,217.00
2000039074	Town of Smithfield	64331	536704	H-SRP-D-17-0146	11/9/2022	6903SCIF	\$1,026,707.00
2000038908	Nash County	64331	536704	H-SRP-D-17-0077	11/9/2022	6903SCIF	\$652,646.00
2000040529	Ingrams Township Water District	64331	536704	H-SRP-D-17-0133	11/9/2022	6903SCIF	\$422,883.00
2000039061	Archer's Lodge	64331	536704	H-SRP-D-17-0125	11/9/2022	6903SCIF	\$100,361.00
2000039001	Town of Pilot Mountain	64331	536704	H-SRP-D-17-0142	11/16/2022	6903SCIF	\$228,597.00
2000038997	Orange Water & Sewer	64331	536704	H-SRP-D-17-0021	11/16/2022	6903SCIF	\$606,572.00
2000039065	City of Hendersonville	64331	536704	H-SRP-D-17-0132	11/28/2022	6903SCIF	\$215,269.00
2000038940	Beaufort County Water Dist IV	64331	536704	H-SRP-D-17-0091	12/7/2022	6903SCIF	\$4,128.00
2000038998	Montgomery County	64331	536704	H-SRP-D-17-0084	12/7/2022	6903SCIF	\$20,458.00
2000039061	Archer's Lodge Water District	64331	536704	H-SRP-D-17-0125	12/21/2022	6903SCIF	\$204,241.00
2000040417	Maple Hill Water & Sewer District	64331	536704	H-SRP-D-17-0136	12/21/2022	6903SCIF	\$30,872.00
2000039062	Town of Beech Mountain	64331	536704	H-SRP-D-17-0126	1/5/2023	6903SCIF	\$350,717.00
2000039069	McGees Crossroads Water District	64331	536704	H-SRP-D-17-0138	1/11/2023	6903SCIF	\$607,594.00
2000039066	City of Kinston	64331	536704	H-SRP-D-17-0134	1/19/2023	6903SCIF	\$40,234.00


Disbursements for FY 2022-2023

Agreement Number (Internal)	Long Project and Recipient Desc	Project Account Budget Code Desc	Project Account GL Account	Long Project Account Desc	Transaction Time	Project Account GL Center	Transaction Amount
2000039063	Greene County	64331	536704	H-SRP-D-17-0130	1/25/2023	6903SCIF	\$35,909.00
2000039063	Greene County	64331	536704	H-SRP-D-17-0130	3/23/2023	6903SCIF	\$900.00
2000040529	Ingrams Township Water District	64331	536704	H-SRP-D-17-0133	3/23/2023	6903SCIF	\$87,996.00
2000039001	Town of Pilot Mountain	64331	536704	H-SRP-D-17-0142	3/23/2023	6903SCIF	\$28,735.00
2000039067	Town of Lake Wacamaw	64331	536704	H-SRP-D-17-0135	4/5/2023	6903SCIF	\$5,000.00
2000039063	Greene County	64331	536704	H-SRP-D-17-0130	5/24/2023	6903SCIF	\$24,831.00
2000039066	City of Kinston	64331	536704	H-SRP-D-17-0134	5/24/2023	6903SCIF	\$115,124.00
2000039065	City of Hendersonville	64331	536704	H-SRP-D-17-0132	6/1/2023	6903SCIF	\$16,769.00
Total						6903SCIF	\$5,062,768.00

Agreement Number (Internal)	Long Project and Recipient Desc	Project Account Budget Code Desc	Project Account GL Account	Long Project Account Desc	Transaction Time	Project Account GL Center	Transaction Amount
2000038940	Beaufort County Water Dist IV	64331	536919	H-SRP-D-17-0091	12/7/2022	6903SCIF	\$12,385.00
2000039037	Town of Lucama	64331	536919	H-SRP-D-18-0160	12/7/2022	6903SCIF	\$193,212.00
2000038998	Montgomery County	64331	536919	H-SRP-D-17-0084	12/7/2022	6903SCIF	\$20,458.00
2000040417	Maple Hill Water & Sewer District	64331	536919	H-SRP-D-17-0136	12/21/2022	6903SCIF	\$92,617.00
2000039037	Town of Lucama	64331	536919	H-SRP-D-18-0160	1/11/2023	6903SCIF	\$149,969.00
2000039066	City of Kinston	64331	536919	H-SRP-D-17-0134	1/19/2023	6903SCIF	\$40,235.00
2000039037	Town of Lucama	64331	536919	H-SRP-D-18-0160	1/25/2023	6903SCIF	\$112,506.00
2000039063	Greene County	64331	536919	H-SRP-D-17-0130	1/25/2023	6903SCIF	\$107,727.00
2000039063	Greene County	64331	536919	H-SRP-D-17-0130	3/23/2023	6903SCIF	\$2,699.00
2000039063	Greene County	64331	536919	H-SRP-D-17-0130	5/24/2023	6903SCIF	\$74,494.00
2000039066	City of Kinston	64331	536919	H-SRP-D-17-0134	5/24/2023	6903SCIF	\$115,125.00
2000039037	Town of Lucama	64331	536919	H-SRP-D-18-0160	6/1/2023	6903SCIF	\$66,270.00
Total						6903SCIF	\$987,697.00



Appendix U
Viable Utility Reserve Construction Projects Funded by the Division
in FY 2022-2023



Construction Projects Funded by the Viable Utility Reserve for FY 2022-2023
(Data pull: 8-2023)

Owner	Funding Cycle	Project Name	Drinking Water/ Wastewater	Project Number	ARPA	ARPA Status	Co-Funded?	Funding Swap?	Appropriated Amount*	Funded Amount†	Project Description	County
SRF/SRP Fund Swaps												
Belhaven	N/A	Water Line Replace., Water/Edwards/River St.	DW	VUR-D-ARP-0082	x	Distressed		x	N/A	\$621,030	N/A	Beaufort
Edenton	N/A	2021 Water System Improvements	DW	VUR-W-ARP-0083	x	Distressed		x	N/A	\$2,352,935	N/A	Chowan
Goldsboro	N/A	2019 Water System Improvements	DW	VUR-D-ARP-0084	x	Distressed		x	N/A	\$5,999,395	N/A	Wayne
Grifton	N/A	2018 Water System Improvements	DW	VUR-D-ARP-0085	x	Distressed		x	N/A	\$316,088	N/A	Pitt/Lenoir
Total SRF/SRP Funding Swap:										\$9,289,448		
May 2022 Funding Cycle												
Wilson County - Southwest Water District	May 2022	Yank Road Booster Pump Station Replacement & Town of Lucama Interconnection	DW	VUR-D-ARP-0038	x	Distressed			N/A	\$1,813,713	Replace booster pump station. Install a new interconnection with the Town of Lucama.	Wilson
Lilesville, Town of	N/A	Phase 4 Water Improvements	DW	VUR-D-ARP-0039	x	Distressed			N/A	\$4,537,830	Replace 14,350 LF of water lines, and elevated tank	Anson
Dover, Town of	N/A	Water Supply Well Improvements	DW	VUR-D-ARP-0040	x	Distressed			N/A	\$812,700	Rehabilitate two water supply wells and well houses.	Craven
Hyde County	N/A	Booster Stations Replacement, Rehab and Resiliency	DW	VUR-D-ARP-0041	x	Distressed			N/A	\$1,444,275	Replace two booster pump stations and rehab one booster pump station.	Hyde
Bertie County Water District IV	N/A	Lewiston Woodville Community Water system Replacement	DW	VUR-D-ARP-0042	x	Distressed			N/A	\$4,912,611	Install 163,000 LF of waterlines; standby power at 2 wells and Abandon elevated storage tank.	Bertie
Dover, Town of	N/A	Water Line Replacement Project	DW	VUR-D-ARP-0043	x	Distressed			N/A	\$2,452,910	Replace 11,900 LF water lines.	Craven
Robersonville, Town of	N/A	Water System Improvements	DW	VUR-D-ARP-0053	x	Distressed			N/A	\$506,765	Replace and abandon ~10,500 LF water lines.	Martin
Scotland Neck, Town of	N/A	Phase 3 Water Improvements	DW	VUR-D-ARP-0044	x	Distressed	x		N/A	\$7,063,608	Replace 19,250 LF of water main; Radio read meters; New 500 kgal elevated storage tank, and new SCADA system.	Halifax
Robbins, Town of	N/A	Water System Improvements	DW	VUR-D-ARP-0045	x	Distressed			N/A	\$4,323,594	Replace 11,860 LF water lines ; Replace 360 water meters.	Moore
Pollocksville, Town of	N/A	2022 Water System Improvements	DW	VUR-D-ARP-0046	x	Distressed			N/A	\$2,787,510	Renovate the Water Treatment Plant; Rehabilitate 1 Well; Install backup generator.	Jones
Pinetops, Town of	N/A	2022 Waterline Improvements	DW	VUR-D-ARP-0047	x	Distressed			N/A	\$7,962,500	Replace 41,100 LF water lines.	Edgecombe
Elm City, Town of	N/A	Drinking Water System-Rehabilitation and Improvements	DW	VUR-D-ARP-0048	x	Distressed			N/A	\$1,734,325	Replace 2,500 LF waterlines and associated appurtenances	Wilson
Pikeville, Town of	N/A	2022 ARPA Water System Improvements	DW	VUR-D-ARP-0049	x	Distressed			N/A	\$4,100,000	Install two booster pumpstations to be able to purchase water from regional partners; Replace 6,000 LF waterlines.	Wayne
Whitakers, Town of	N/A	/Cast Iron Waterline Replacement	DW	VUR-D-ARP-0050	x	Distressed			N/A	\$2,839,000	Replace 12,840 LF water line.	Edgecombe
Hertford, Town of	N/A	Hertford Water Line Replacement	DW	VUR-D-ARP-0051	x	Distressed			N/A	\$9,095,850	Replace ~16,005 LF water mains and 320 lead goosenecks	Perquimans
Greenevers, Town of	N/A	Well Generators	DW	VUR-D-ARP-0052	x	Distressed			N/A	\$327,880	Install two generators. One is a replacement and one is an addition.	Duplin
Bolton, Town of	N/A	2022 ARPA Water System Improvements Project	DW	VUR-D-ARP-0054	x	Distressed			N/A	\$3,230,000	Replace (2) well buildings; Upgrade the chemical feed system and chlorine safety equipment; Rehab elevated storage.	Columbus
Edenton, Town of	N/A	Two New Water Wells	DW	VUR-D-ARP-0055	x	Distressed			N/A	\$4,479,725	Install two new wells to replace three failed wells; Raw water lines; Gas powered generator and SCADA controls.	Chowan
Ellerbe, Town of	N/A	Main Street/US 220 Waterline Replacement	DW	VUR-D-ARP-0056	x	Distressed			N/A	\$3,481,000	Replace 6,520 LF waterline; Connect the two subsystems in the town.	Richmond
Jonesville, Town of	N/A	AMR Meters/Waterline Repalcement	DW	VUR-D-ARP-0057	x	Distressed			N/A	\$6,946,300	Replace 7,100 LF waterlines and associated service lines and meters.	Yadkin
Jonesville, Town of	N/A	WTP Filter and Clearwell Replacement	DW	VUR-D-ARP-0058	x	Distressed			N/A	\$8,015,200	Replace 1MGD filters and 200,000 gallons clear well.	Yadkin
Ramseur, Town of	N/A	Water System Improvements	DW	VUR-D-ARP-0059	x	Distressed			N/A	\$6,811,930	Replace 27,500 LF of water lines; Add a new chlorine booster facility; Rehab WTF filter system.	Randolph
Snow Hill, Town of	N/A	Water System Rehabilitation Project for Well Four	DW	VUR-D-ARP-0060	x	Distressed			N/A	\$536,000	Rehabilitate pump station with standby power and controls to add flood resiliency .	Greene
Hertford, Town of	N/A	Hertford Water Treatment System Improvements	DW	VUR-D-ARP-0061	x	Distressed			N/A	\$2,153,950	Rehabilitate Well #3; Improve treatment processes.	Perquimans
Middlesex, Town of	N/A	Booster Pump Station & Drinking Water Improvements	DW	VUR-D-ARP-0062	x	Distressed			N/A	\$1,685,463	Install a pumpstation and 600 LF for looping; Replace 10,500 LF of water line.	Nash
Walstonburg, Town of	N/A	Water System Improvements	DW	VUR-D-ARP-0063	x	Distressed			N/A	\$1,926,347	Replace water lines, valves, fire hydrants, and aging meters.	Greene
Wilson County - Southwest Water District	N/A	Buckhorn Pressure Zone - Water System Extensions	DW	VUR-D-ARP-0064	x	Distressed			N/A	\$5,242,800	Provide new water lines and services to add 221 new connections.	Wilson

Construction Projects Funded by the Viable Utility Reserve for FY 2022-2023
(Data pull: 8-2023)

Owner	Funding Cycle	Project Name	Drinking Water/ Wastewater	Project Number	ARPA	ARPA Status	Co-Funded?	Funding Swap?	Appropriated Amount*	Funded Amount†	Project Description	County
Rowland, Town of	N/A	Sanitary Sewer Improvements	WW	VUR-W-ARP-0065	x	Distressed			N/A	\$10,300,000	WWTP and collection system rehab. Rehab 3 pump stations. Replace pump station and headworks. De-sludge lagoon.	Robeson
Andrews, Town of	N/A	Town of Andrews Wastewater Treatment Plant Upgrade and Modernization	WW	VUR-W-ARP-0066	x	Distressed			N/A	\$11,718,300	WWTP improvements. Install equalization tank with pump station, vortex grit chamber, oxidation ditch to replace trickling filters, upgrade pump station, storage and dewatering building, new emergency generator.	Cherokee
Bailey, Town of	N/A	Sanitary Sewer Improvements	WW	VUR-W-ARP-0001	x	Distressed			N/A	\$9,464,100	Decommission drip irrigation system and install pump station and force main to City of Wilson. Replace or rehab 25,095 lf gravity sewer.	Nash
Hertford, Town of	N/A	Collection System Improvements	WW	VUR-W-ARP-0068	x	Distressed	x		N/A	\$3,673,200	Replace pump station, rehab 8,200 lf gravity sewer. Electrical upgrades at WWTP.	Perquimans
Mount Olive, Town of	N/A	Collections System Rehab & Replc	WW	VUR-W-ARP-0069/VUR-W-AR-0088	x	Distressed			N/A	\$14,000,000	Replace or rehabilitate ~20,210-LF of cement and 39,200-LF gravity sewer and associated manholes to reduce I&I.	Wayne
Star, Town of	N/A	WWTP & Collection System Improvements	WW	VUR-W-ARP-0070	x	Distressed			N/A	\$13,575,000	WWTP replacement, including headworks, new SBR, and new filtration system. Rehab chlorine contact basin, operations building. Install new SCADA system and emergency generator. Replace pump station. Replace 2,000 LF force main.	Montgomery
Fairmont, Town of	N/A	Fairmont Collection System Rehabilitation	WW	VUR-W-ARP-0071	x	Distressed	x		N/A	\$14,769,666	Replace 30,350 lf gravity sewer and manholes, rehab force main to WWTP.	Robeson
Whitakers, Town of	N/A	Porter Street Pump Station Relocation	WW	VUR-W-ARP-0072	x	Distressed			N/A	\$1,250,000	Relocate pump station outside of 100-year FE, with 500 lf gravity sewer, 5 manholes, new pump station, and 1,200 lf of force main.	Edgecombe
Cliffside Sanitary District	N/A	Cliffside Sanitary District System Repairs and WWTP Retrofit	WW	VUR-W-ARP-0073	x	Distressed			N/A	\$2,861,966	Retrofit WWTP and rehab/replace gravity sewer, manholes, and two pump stations.	Rutherford
Macclesfield, Town of	N/A	WWTP Improvements	WW	VUR-W-ARP-0016	x	Distressed			N/A	\$1,134,900	Add a second oxidation ditch.	Edgecombe
Scotland Neck, Town of	N/A	2022 ARPA Sewer Improvements	WW	VUR-W-ARP-0075	x	Distressed			N/A	\$5,660,045	Rehab/replace 10,800 lf sewer, 39 manholes, 110 service lines; rehab 5 lift stations; install four generators and purchase one portable generator; rehab influent pump station, one clarifier, sand filters; install SCADA; investigate I&I and make repairs.	Halifax
Fountain, Town of	N/A	Lynch St Sanitary Sewer Improvements	WW	VUR-W-ARP-0076	x	Distressed			N/A	\$1,517,500	Rehab pump station, and replace associated sewer and manholes.	Pitt
Pilot Mountain, Town of	N/A	WWTP Upgrades	WW	VUR-W-ARP-0077	x	Distressed	x		N/A	\$8,078,000	Replace WWTP headworks, RAS/WAS pump station, chemical feed building; upgrade aeration basin, chlorine contact, sludge holding, dewatering, effluent pump station, and operations building. Rehab electrical and install new generator.	Surry
Madison, Town of	N/A	Sanitary Sewer Rehab and Flood Protection Project	WW	VUR-W-ARP-0078	x	Distressed			N/A	\$4,871,000	Rehab/replace 11,100 lf sewer.	Rockingham
Elm City, Town of	N/A	Multiple LS Rehab and Renewal	WW	VUR-W-ARP-0079	x	Distressed			N/A	\$898,775	Rehabilitation of 3 lift stations to replace pumps and upgrade electrical system	Wilson
Rockingham County	N/A	Fishing Creek PS relocation and flood protection	WW	VUR-W-ARP-0080	x	Distressed			N/A	\$1,725,000	Relocation of a pump station for flood protection	Rockingham
Fremont, Town of	N/A	Pump station and sewer rehab	WW	VUR-W-ARP-0081	x	Distressed			N/A	\$4,462,360	Rehabilitation of over 4,000LF of gravity sewer and pump stations	Wayne
Total VUR Funding for May 2022 Cycle:										\$211,183,599		
September 2022 Funding Cycle												
Farmville, Town of	N/A	Sanitary Sewer System AIA Evaluation	WW	VUR-AIA-W-ARP-0020/AIA-W-ARP-0207	x	Distressed			N/A	\$345,000	N/A	Pitt
Lucama, Town of	N/A	Sewer AIA	WW	VUR-AIA-W-ARP-0021/AIA-W-ARP-0216	x	Distressed			N/A	\$284,760	N/A	Wilson
Beulaville, Town of	N/A	AIA Study - Sewer	WW	VUR-AIA-W-ARP-0022	x	Distressed			N/A	\$602,500	N/A	Duplin
Stanly County	N/A	AIA Sewer Badin District	WW	VUR-AIA-W-ARP-0023	x	Distressed			N/A	\$187,500	N/A	Stanly

Construction Projects Funded by the Viable Utility Reserve for FY 2022-2023
(Data pull: 8-2023)

Owner	Funding Cycle	Project Name	Drinking Water/ Wastewater	Project Number	ARPA	ARPA Status	Co-Funded?	Funding Swap?	Appropriated Amount*	Funded Amount†	Project Description	County
Edenton, Town of	N/A	2022 Collection System Asset Inventory and Assessment	WW	VUR-AIA-W-ARP-0024	x	Distressed			N/A	\$400,000 N/A		Chowan
Ayden	N/A	AIA Sanitary Sewer System	WW	VUR-AIA-W-ARP-0025/ AIA-W-ARP-0227	x	Distressed			N/A	\$180,000 N/A		Pitt
Seaboard, Town of	N/A	Wastewater System AIA	WW	VUR-AIA-W-ARP-0026/ AIA-W-ARP-0228	x	Distressed			N/A	\$324,075 N/A		Northampton
Whitakers, Town of	N/A	Sanitary Sewer System AIA	WW	VUR-AIA-W-ARP-0027/ AIA-W-ARP-0234	x	Distressed			N/A	\$384,045 N/A		Nash/Edgecombe
Columbia	N/A	Columbia AIA Study - Sewer	WW	VUR-AIA-W-ARP-0028	x	Distressed			N/A	\$243,000 N/A		Tyrrell
Newton Grove, Town of	N/A	Newton Grove Sewer AIA	WW	VUR-AIA-W-ARP-0029	x	Distressed			N/A	\$314,000 N/A		Sampson
Lumber River Council of Governments	N/A	LRCOG Rate Studies and Rate Education Project	WW	VUR-MRF-W-ARP-0014	x	Distressed			N/A	\$195,000 N/A		Bladen/Hoke/Richmond/Robeson/Scotland
McAdenville, Town of	N/A	McAdenville Waterline Rehab Project: Resub-VUR Swap	DW	VUR-D-ARP-0099	x	Distressed			N/A	\$3,749,048	Replacing 6,500 LF of 2-inch with 6-inch of which 350 LF is to create a loop (less than 10% of construction cost of w/l).	Gaston
Enfield, Town of	N/A	Phase 7 Water System Improvements	DW	VUR-D-ARP-0095	x	Distressed			N/A	\$6,150,350	WTP replacement of chemical tanks; feed pumps; valves and associated appurtenances; replace waterlines along several streets.	Halifax
Dover, Town of	N/A	2022 Well Construction / Replacement Project	DW	VUR-D-ARP-0092	x	Distressed			N/A	\$1,479,900	Replacement of 100 gpm Well No. 2. They have lost more than 50% production and are using the emergency interconnect with Craven County Water System to meet daily demand.	Craven
Greenevers, Town of	N/A	Automatic Meter Reading System	DW	VUR-D-ARP-0096	x	Distressed			N/A	\$735,880	Replacement of 469 active and 5 inactive meters with AMR meters, hardware and software and training for staff related operation.	Duplin
Greenevers, Town of	N/A	Greenevers 2023 Water System Improvements	DW	VUR-D-ARP-0097	x	Distressed			N/A	\$3,025,000	Replacing two well buildings with new facilities including modernization of the chemical feed systems and chlorine safety equipment, SCADA, replacement of existing fencing. Storage tank inspection, repairs, and repainting. No expansion.	Duplin
Washington County	N/A	Roper Interconnection Repairs	DW	VUR-D-ARP-0103	x	Distressed			N/A	\$970,200	Replace 3 interconnections between Washington Co. and the Town of Roper, new mixers at 5 elevated storage tanks, and 1 at a ground storage tank, electrical power going to the Industrial park elevated storage tank.	Washington
Columbia, Town of	N/A	Columbia 2022 ARPA Water System Improvements	DW	VUR-D-ARP-0091	x	Distressed			N/A	\$1,597,500	Project consist of replacing existing well 2 (1971) due to elevated chloride levels, age with Well 4 (150 gpm) less than Well 2 capacity. Well 2 will be abandon (180 gpm). Standby generator will be added.	Tyrrell
Hyde County	N/A	Water Tank Rehabilitation & Resiliency	DW	VUR-D-ARP-0098	x	Distressed			N/A	\$1,185,500	Rehabilitate three elevated storage tanks: 75K Swan Quarter, 100K Fairfield, 75K Engelhard. SCADA and standby power generator at each tank.	Hyde
Rich Square, Town of	N/A	Phase 4 Water Improvements	DW	VUR-D-ARP-0100	x	Distressed			N/A	\$6,114,300	Replace 16,150 LF of water main like 4 like w/ hydrants, valves, and 130 connections from 1938/68 system, Replace (2) elevated tank to remove (2) existing tanks, Add generators at Well 1 & 2, create loop by install of 1,125 LF of watermain along Quail Trail system. no capacity increase.	Northampton
Washington County	N/A	Pea Ridge Water Transmission Main	DW	VUR-D-ARP-0104	x	Distressed			N/A	\$5,472,000	Replacement of water transmission lines between WTP and Pea Ridge Community, and replacement of Pea Ridge BPS with larger capacity pump (add backup generator). Additional closure of open loops. Goal to improve headloss and boost pressure in distribution system impacted by low pressure during tankfill / PS activity	Washington

Construction Projects Funded by the Viable Utility Reserve for FY 2022-2023
(Data pull: 8-2023)

Owner	Funding Cycle	Project Name	Drinking Water/ Wastewater	Project Number	ARPA	ARPA Status	Co-Funded?	Funding Swap?	Appropriated Amount*	Funded Amount†	Project Description	County
Rowland, Town of	N/A	Water System Improvements	DW	VUR-D-ARP-0101	x	Distressed			N/A	\$4,452,667	This project will replace water mains with like-for-like sized piping, as well as install new generators at the Town's 2 wells, as well as SCADA at the wells and tank. It will also replace the town's mechanical water meters with AMI meters.	Robeson
Dublin, Town of	N/A	Water Distribution System Improvements	DW	VUR-D-ARP-0094	x	Distressed			N/A	\$6,152,000	This project will replace most of the Town's leaking infrastructure with new like for like waterlines with the exception of a few lines that are going from 2" to 6". No additional capacity is being added. A standby generator is also being added to the existing well supply.	Bladen
Dover, Town of	N/A	Automatic Meter Reading System	DW	VUR-D-ARP-0093	x	Distressed			N/A	\$314,645	Install a new Automatic Meter Reading (AMR) system for the Town's water system to replace old (1960's) manual meters.	Craven
Black Creek, Town of	N/A	Ground Level Storage Tank and Booster Pump	DW	VUR-D-ARP-0090	x	Distressed			N/A	\$1,723,250	Construction of 3000,000 Gallon ground water storage tank to replace/remove 75,000 gallon elevated storage tank (const. 1958). 250,000 gallon elevated tank on Yank Rd to remain (const 2002). Proposed tank construction to include booster pump sta. telemetry, standby generator added for location complex	Wilson
Stovall, Town of	N/A	Stovall Water Tank and Water System Rehabilitation, Phase 2	DW	VUR-D-ARP-0102	x	Distressed			N/A	\$7,859,240	This project will replace portions of the 46 year old water infrastructure in town in order to address water losses. The project will also replace old meters and water services along the new mains to address lead and copper rules. It will also add a dedicated feed line to their 50,000 gallon EST.	Granville
Engelhard Sanitary District	N/A	Wastewater Treatment Plant Rehabilitation	WW	VUR-W-ARP-0105	x	Distressed			N/A	\$3,770,000	Rehabilitation of irrigation and dewatering pump station and decommissioning of 9-acre lagoon.	Hyde
Liberty, Town of	N/A	Collection System Improvements	WW	VUR-W-ARP-0106	x	Distressed			N/A	\$12,500,000	Relocating Starmount PS out of the 100-year floodplain, rehabilitating Kinro PS; cleaning and CCTV ~16,968 LF of 6" and 8" sewer lines, rehabilitation of ~8,984 LF of gravity sewer. Funding request to supplement existing ASADRA Project No. CS370460-04(\$3 mil) awarded Aug 2020.	Randolph
Saint Pauls, Town of	N/A	St. Pauls Sewer System Rehabilitation	WW	VUR-W-ARP-0107	x	Distressed			N/A	\$9,214,283	Rehab/Replace approx. 33,040 LF of existing 8", 10", and 12" gravity sewer, and associated MH's (approx. 27 MH's and 450 VF).	Robeson
Bath, Town of	N/A	VUR - Wastewater Transmission System	WW	VUR-W-ARP-0087	x	Distressed			N/A	\$9,698,000	Proposed regionalization project for conveyance of wastewater from the Town of Bath to the City of Washington's wwtp via a new lift station and force main. Total project cost is \$14,875,000, with \$5 million already secured.	Beaufort
Columbia, Town of	N/A	2022 Sanitary Sewer Improvements	WW	VUR-W-ARP-0109	x	Distressed	x		N/A	\$7,027,500	Replacement of about 13,000 lf 6-12-inch gravity sewers; replacement of an existing pump station and force main with like-for-like pump station and FM equipped with on-site standby generator (no existing generator)and forifying it from 1 ft above 100-yr to Min. of 2 ft above 100-yr flood elevation; reroute of discharge from WTP to the Town's sewer collection system and rescend the NPDES permit; and replace existing mechanical screen at the WWTP.	Tyrrell

Construction Projects Funded by the Viable Utility Reserve for FY 2022-2023
(Data pull: 8-2023)

Owner	Funding Cycle	Project Name	Drinking Water/ Wastewater	Project Number	ARPA	ARPA Status	Co-Funded?	Funding Swap?	Appropriated Amount*	Funded Amount†	Project Description	County
Seaboard, Town of	N/A	Seaboard WWTP & Sewer Line Replacement	WW	VUR-W-ARP-0110	x	Distressed			N/A	\$10,637,500	The system has received a \$4M earmark (VUR-W-ARP-0003) which they intend to augment work included in this application including the construction of a new dual unit 7.425 MG effluent holding structure to replace the existing unit and remove sludge from the existing WWTP structures, replace two existing 1.5 acre lagoons and a 1.5 MG holding basin with a new dual unit 0.134 MGD mechanical type WWTP & replace ~8,117' of VCP gravity lines - all with no increase in capacity (with the possible exception of 6" gravity to 8" to comply with MDC)	Northampton
Pikeville, Town of	N/A	Pikeville 2023 Wastewater Improvements	WW	VUR-W-ARP-0003	x	Distressed	x		N/A	\$1,940,365	Rehabilitation and replacement of existing gravity sewers, pump a pump station, and replace damaged sewer service cleanout; and modifications to existing EQ basin for additional storage and install fencing at WWTP	Wayne
Total VUR Funding for September 2022 Cycle:										\$109,229,008		
S.L. 2021-180 Pre-Allocation												
Andrews	N/A	Leatherwood Water Tank Replacement	DW	VUR-D-ARP-0002	x	Distressed			\$1,091,797	\$1,091,797	N/A	Cherokee
Bailey	N/A	Connection to City of Wilson WWTP	WW	VUR-W-ARP-0001	x	Distressed			\$5,000,000	\$5,000,000	N/A	Nash
Bath	N/A	0	WW	VUR-W-ARP-0087	x	Distressed			\$5,000,000	\$5,000,000	N/A	Balden
Bladenboro	N/A	0	WW	VUR-W-ARP-0089	x	Distressed			\$12,000,000	\$12,000,000	N/A	Bladen
East Spencer	N/A	Water System Upgrades & Repairs	WW	VUR-W-ARP-0004	x	Distressed			\$13,750,000	\$13,750,000	N/A	Rowan
East Spencer	N/A	N/A	DW	VUR-D-ARP-0005	x	Distressed			\$9,599,051	\$9,599,051	N/A	Rowan
Ellerbe	N/A	0	WW	VUR-W-ARP00112	x	Distressed			\$150,000	\$150,000	N/A	Richmond
Hot Springs	N/A	Wastewater System Improvements	WW	VUR-W-ARP-0011	x	Distressed			\$1,000,000	\$1,000,000	N/A	Madison
Maysville	N/A	Wastewater System Improvements	WW	VUR-W-ARP-0007	x	Distressed			\$2,693,700	\$2,693,700	N/A	Jones
Maysville	N/A	Water System Improvements	DW	VUR-D-ARP-0006	x	Distressed			\$2,063,475	\$2,063,475	N/A	Jones
Maysville	N/A	SCADA Improvements	WW	VUR-W-ARP-0008	x	Distressed			\$242,800	\$242,800	N/A	Jones
Middlesex	N/A	0	DW	VUR-D-ARP-0111	x	Distressed			\$1,500,000	\$1,500,000	N/A	Nash
Seaboard	N/A	WWTP Rehab	WW	VUR-W-ARP-0033	x	Distressed			\$4,000,000	\$4,000,000	N/A	Northampton
Spring Lake	N/A	AIA	WW	VUR-AIA-ARP-0036	x	Distressed			\$250,000	\$0	N/A	Cumberland
Spring Lake	N/A	MRF	WW	VUR-MRF-ARP-0036	x	Distressed			\$150,000	\$0	N/A	Cumberland
Tryon	N/A	N/A	WW	VUR-W-ARP-0012	x	Distressed			\$425,000	\$425,000	N/A	Polk
Walstonburg	N/A	Waterline Replacement	DW	VUR-D-ARP-0010	x	Distressed			\$145,719	\$145,719	N/A	Greene
Walstonburg	N/A	Sewerline Replacement	WW	VUR-W-ARP-0009	x	Distressed			\$453,814	\$453,814	N/A	Greene
Total Funded S.L. 2021-180:										\$59,515,356	\$59,115,356	

*Shaded cells indicate that above-appropriated amounts apply.

†For pre-appropriated projects, this amount is the amount already drawn down by Local Government Units.



Appendix V
Viable Utility Reserve Non-Construction Projects Funded by the
Division in FY 2022-2023



Non-Construction Projects Funded by the Viable Utility Reserve for FY 2022-2023
(Data pull: 8-2023)

Owner	Funding Cycle*	Project Number	ARPA	Total Funded	
				Amount	County
FY 2022-2023 Viable Utility Reserve (VUR) Training Grants (TG)					
Albemarle	September 2022	VUR-T-ARP-0128	x	\$2,000	Stanly
Ayden	July 2022	VUR-T-ARP-0115	x	\$2,000	Pitt
Beulaville	September 2022	VUR-T-ARP-0129	x	\$2,000	Duplin
Bryson City	July 2022	VUR-T-ARP-0116	x	\$2,000	Swain
Columbia	July 2022	VUR-T-ARP-0117	x	\$2,000	Tyrell
Farmville	September 2022	VUR-T-ARP-0130	x	\$2,000	Pitt
Jamesville	July 2022	VUR-T-ARP-0119	x	\$2,000	Martin
Lake Lure	July 2022	VUR-T-ARP-0120	x	\$2,000	Rutherford
Lansing	September 2022	VUR-T-ARP-0131	x	\$2,000	Ashe
Liberty	July 2022	VUR-T-ARP-0121	x	\$2,000	Randolph
McAdenville, Town of	July 2022	VUR-T-ARP-0123	x	\$2,000	Gaston
Ocracoke Sanitary District	July 2022	VUR-T-ARP-0124	x	\$2,000	Hyde
Perquimans County	September 2022	VUR-T-ARP-0132	x	\$2,000	Perquimans
Pittsboro	July 2022	VUR-T-ARP-0125	x	\$2,000	Chatham
Saratoga	July 2022	VUR-T-ARP-0126	x	\$2,000	Wilson
Taylorsville	July 2022	VUR-T-ARP-0127	x	\$2,000	Alexander
Total FY 2022-2023 VUR-TG Funded Amount:				\$32,000	
FY 2022-2023 Viable Utility Reserve Emergency Operating Grants (EOG)					
Kingstown	July 2022	EOG-W-VUR-0005		\$128,000	Cleveland
Total FY 2022-2023 VUR-EOG Funded Amount:				\$128,000	
May 2022 Viable Utility Reserve (VUR) Asset Inventory and Assessment (AIA) Grants					
Pikeville, Town of	July 2022	VUR-AIA-W-ARP-0001	x	\$506,025	Wayne
Pollocksville, Town of	July 2022	VUR-AIA-W-ARP-0002	x	\$519,000	Jones
Walstonburg, Town of	July 2022	VUR-AIA-M-ARP-0003	x	\$90,000	Greene
Tryon, Town of	July 2022	VUR-AIA-D-ARP-0004	x	\$254,500	Polk
Fountain, Town of	July 2022	VUR-AIA-W-ARP-0005	x	\$354,400	Pitt
Fountain, Town of	July 2022	VUR-AIA-D-ARP-0006	x	\$211,325	Pitt
Williamston, Town of	July 2022	VUR-AIA-W-ARP-0007	x	\$890,000	Martin
Washington County	July 2022	VUR-AIA-D-ARP-0008	x	\$237,000	Washington
Dover, Town of	July 2022	VUR-AIA-W-ARP-0010	x	\$310,775	Craven
Dover, Town of	July 2022	VUR-AIA-D-ARP-0011	x	\$189,500	Craven
Plymouth, Town of	July 2022	VUR-AIA-W-ARP-0012	x	\$160,000	Washington
Macclesfield, Town of	July 2022	VUR-AIA-W-ARP-0016	x	\$392,250	Edgecombe
Macclesfield, Town of	July 2022	VUR-AIA-D-ARP-0017	x	\$203,900	Edgecombe
Franklinville, Town of	July 2022	VUR-AIA-W-ARP-0014	x	\$161,000	Randolph
Franklinville, Town of	July 2022	VUR-AIA-D-ARP-0015	x	\$161,000	Randolph
East Arcadia, Town of	July 2022	VUR-AIA-D-ARP-0013	x	\$154,400	Bladen
Hookerton, Town of	July 2022	VUR-AIA-W-ARP-0018	x	\$226,500	Greene
Bay River Metropolitan Sewage District	July 2022	VUR-AIA-W-ARP-0019	x	\$139,500	Pamlico
Edgecombe County	July 2022	VUR-AIA-W-ARP-0009	x	\$561,000	Edgecombe
Total May 2022 VUR-AIA Funded Amount:				\$5,722,075	
September 2022 Viable Utility Reserve (VUR) Asset Inventory and Assessment Grants					
Farmville, Town of	February 2023	VUR-AIA-W-ARP-0020/AIA-W-ARP-0207	x	\$345,000	Pitt
Lucama, Town of	February 2023	VUR-AIA-W-ARP-0021/AIA-W-ARP-0216	x	\$284,760	Wilson
Beulaville, Town of	February 2023	VUR-AIA-W-ARP-0022	x	\$602,500	Duplin
Stanly County	February 2023	VUR-AIA-W-ARP-0023	x	\$187,500	Stanly
Edenton, Town of	February 2023	VUR-AIA-W-ARP-0024	x	\$400,000	Chowan
Ayden	February 2023	VUR-AIA-W-ARP-0025/AIA-W-ARP-0227	x	\$180,000	Pitt

Non-Construction Projects Funded by the Viable Utility Reserve for FY 2022-2023
(Data pull: 8-2023)

Owner	Funding Cycle*	Project Number	ARPA	Total Funded Amount	County
Seaboard, Town of	February 2023	VUR-AIA-W-ARP-0026/ AIA-W-ARP-0228	x	\$324,075	Northampton
Whitakers, Town of	February 2023	VUR-AIA-W-ARP-0027/ AIA-W-ARP-0234	x	\$384,045	Nash/Edgecombe
Columbia	February 2023	VUR-AIA-W-ARP-0028	x	\$243,000	Tyrrell
Newton Grove, Town of	February 2023	VUR-AIA-W-ARP-0029	x	\$314,000	Sampson
Total September 2022 VUR-AIA Funded Amount:				\$3,264,880	
September 2022 Viable Utility Reserve (VUR) Merger/Regionalization Feasibility (MRF) Grant					
Lumber River Council of Governments	February 2023	VUR-MRF-W-ARP-0014	x	\$195,000	Bladen/Hoke/Richmond /Robeson/Scotland
Total FY 2021-2022 VUR-MRF Funded Amount:				\$195,000	

*Funding Cycle for EOG and Training Grants refer to SWIA award dates



Appendix W
Local Assistance for Stormwater Infrastructure and Investment
Projects Funded by the Division in FY 2022-2023



Local Assistance for Projects Funded by the Stormwater Infrastructure and Investment Program for FY 2022-2023
(Data pull: 8-2023)

Owner	Funding Cycle	Project Name	Project Number	Project Description	ARPA	Project Type	Funded Amount	Appropriated Amount	County
September 2022 Local Assistance for Stormwater Infrastructure Investment - Planning									
Cerro Gordo, Town of	September 2022	Cerro Gordo Stormwater Improvements	SRP-SW-ARP-0031	N/A		x	LASII-P	\$500,000	Columbus
Spencer, Town of	September 2022	Town of Spencer Stormwater Assessment and Planning	SRP-SW-ARP-0032	N/A		x	LASII-P	\$400,000	Rowan
Tabor City, Town of	September 2022	4th Street Area Drainage Improvements Study	SRP-SW-ARP-0033	N/A		x	LASII-P	\$400,000	Columbus
Hendersonville, City of	September 2022	City of Hendersonville Comprehensive Stormwater Master Plan	SRP-SW-ARP-0034	N/A		x	LASII-P	\$400,000	Henderson
Lexington, City of	September 2022	Asset Inventory and Condition Assessment of the City of Lexington MS4 System	SRP-SW-ARP-0035	N/A		x	LASII-P	\$283,360	Davidson
Shelby, City of	September 2022	City-wide Stormwater Modeling, Infrastructure Assessment, and Master Plan	SRP-SW-ARP-0036	N/A		x	LASII-P	\$330,000	Cleveland
Greensboro, City of	September 2022	North Buffalo Creek Master Plan	SRP-SW-ARP-0037	N/A		x	LASII-P	\$400,000	Guilford
Washington, City of	September 2022	Stormwater Asset and Inventory Assessment	SRP-SW-ARP-0038	N/A		x	LASII-P	\$400,000	Beaufort
Durham County	September 2022	Whispering Pines Stormwater Management Project	SRP-SW-ARP-0040	N/A		x	LASII-P	\$400,000	Durham
Albemarle, City of	September 2022	Little Long Creek Stormwater Master Plan	SRP-SW-ARP-0039	N/A		x	LASII-P	\$400,000	Stanly
Spruce Pine, Town of	September 2022	Spruce Pine Stormwater Assessment and Planning Project	SRP-SW-ARP-0041	N/A		x	LASII-P	\$300,000	Mitchell
Conover, City of	September 2022	Stormwater Asset Inventory and Condition Assessment	SRP-SW-ARP-0043	N/A		x	LASII-P	\$400,000	Catawba
Burlington, City of	September 2022	Ireland/Main Street SW Infrastructure Improvements	SRP-SW-ARP-0042	N/A		x	LASII-P	\$400,000	Alamance
Gastonia, City of	September 2022	Stormwater Infrastructure Asset Inventory Assessment	SRP-SW-ARP-0044	N/A		x	LASII-P	\$500,000	Gaston
Kinston, City of	September 2022	City of Kinston Stormwater Inventory and Condition Assessment	SRP-SW-ARP-0045	N/A		x	LASII-P	\$400,000	Lenoir
Morganton, City of	September 2022	Morganton Stormwater AIA and Master Plan	SRP-SW-ARP-0048	N/A		x	LASII-P	\$400,000	Burke
Havelock, City of	September 2022	Area-Wide Stormwater Master Planning	SRP-SW-ARP-0047	N/A		x	LASII-P	\$400,000	Craven
Sound Rivers, Inc	September 2022	Nash County Schools Stormwater Assessment and GSI Planning	SRP-SW-ARP-0049	N/A		x	LASII-P	\$129,560	Nash
New Bern, City of	September 2022	New Bern Stormwater AIA	SRP-SW-ARP-0051	N/A		x	LASII-P	\$400,000	Craven
Wilson, City of	September 2022	Stormwater Asset Inventory and Condition Assessment	SRP-SW-ARP-0052	N/A		x	LASII-P	\$400,000	Wilson
Mount Olive, Town of	September 2022	Townwide Stormwater Masterplan	SRP-SW-ARP-0050	N/A		x	LASII-P	\$220,000	Wayne
Fairmont, Town of	September 2022	Stormwater System AIA	SRP-SW-ARP-0054	N/A		x	LASII-P	\$350,000	Robeson
Clinton, City of	September 2022	2023 Stormwater Mapping and Assessment Project	SRP-SW-ARP-0053	N/A		x	LASII-P	\$400,000	Sampson

Local Assistance for Projects Funded by the Stormwater Infrastructure and Investment Program for FY 2022-2023
(Data pull: 8-2023)

Owner	Funding Cycle	Project Name	Project Number	Project Description	ARPA	Project Type	Funded Amount	Appropriated Amount	County
Black Mountain, Town of	September 2022	Black Mountain Stormwater LASII Planning Master Plan Update-Asset Inventory and Assessment	SRP-SW-ARP-0055	N/A	x	LASII-P	\$400,000		Buncombe
Mount Gilead, Town of	September 2022	Stormwater System AIA	SRP-SW-ARP-0058	N/A	x	LASII-P	\$350,000		Montgomery
Garysburg, Town of	September 2022	Stormwater Drainage System Inventory & Planning Improvements	SRP-SW-ARP-0057	N/A	x	LASII-P	\$400,000		Northampton
Waynesville, Town of	September 2022	Waynesville LASII Planning - Comprehensive Stormwater Masterplan	SRP-SW-ARP-0060	N/A	x	LASII-P	\$400,000		Haywood
Robbinsville, Town of	September 2022	Ford Street Drainage Improvements	SRP-SW-ARP-0059	N/A	x	LASII-P	\$75,000		Graham
Wayne County	September 2022	Jetport Parking Lot Drainage Improvement Project	SRP-SW-ARP-0061	N/A	x	LASII-P	\$205,000		Wayne
Winterville, Town of	September 2022	Stormwater Asset Inventory Assessment	SRP-SW-ARP-0062	N/A	x	LASII-P	\$400,000		Pitt
Woodland, Town of	September 2022	Southwest Stormwater Improvements	SRP-SW-ARP-0063	N/A	x	LASII-P	\$277,000		Northampton
Denton, Town of	September 2022	Town of Denton Stormwater Planning Grant Project	SRP-SW-ARP-0065	N/A	x	LASII-P	\$400,000		Davidson
Boone, Town of	September 2022	Boone Stormwater Infrastructure Inventory & Assessment	SRP-SW-ARP-0064	N/A	x	LASII-P	\$400,000		Watauga
Littleton, Town of	September 2022	Stormwater Asset Inventory and Assessment	SRP-SW-ARP-0066	N/A	x	LASII-P	\$261,000		Halifax
Swansboro, Town of	September 2022	Swansboro Master Plan	SRP-SW-ARP-0073	N/A	x	LASII-P	\$400,000		Onslow
Clayton, Town of	September 2022	Downtown Clayton Stormwater Infrastructure Assessment Program	SRP-SW-ARP-0068	N/A	x	LASII-P	\$400,000		Johnston
Fremont, Town of	September 2022	Stormwater Asset Inventory and Assessment Grant - REVISED	SRP-SW-ARP-0069	N/A	x	LASII-P	\$400,000		Wayne
Oxford, City of	September 2022	Eastern Area Stormwater Modeling and Master Plan	SRP-SW-ARP-0070	N/A	x	LASII-P	\$250,000		Granville
Selma, Town of	September 2022	North Selma Drainage Study	SRP-SW-ARP-0071	N/A	x	LASII-P	\$359,000		Johnston
Murfreesboro, Town of	September 2022	Stormwater AIA Study	SRP-SW-ARP-0072	N/A	x	LASII-P	\$400,000		Hertford
Garner, Town of	September 2022	Stormwater Asset Inventory and Condition Assessment for Disadvantaged Areas	SRP-SW-ARP-0074	N/A	x	LASII-P	\$400,000		Wake
Kannapolis, City of	September 2022	Residential Drainage Improvements Study	SRP-SW-ARP-0075	N/A	x	LASII-P	\$225,000		Rowan/Cabarrus
Topsail Beach, Town of	September 2022	Stormwater Capital Improvement and Resiliency Plan	SRP-SW-ARP-0076	N/A	x	LASII-P	\$400,000		Pender
Calabash, Town of	September 2022	City-wide Stormwater Modeling, Infrastructure Assessment, and Master Plan	SRP-SW-ARP-0077	N/A	x	LASII-P	\$250,000		Brunswick
Kings Mountain, City of	September 2022	Buffalo Creek & Moss Lake Sediment Remediation & Water Quality Study	SRP-SW-ARP-0080	N/A	x	LASII-P	\$400,000		Cleveland/Gaston
Hamlet, City of	September 2022	Stormwater System Study	SRP-SW-ARP-0079	N/A	x	LASII-P	\$400,000		Richmond
Cleveland County Government	September 2022	Stream Restoration at LeGrand Center	SRP-SW-ARP-0081	N/A	x	LASII-P	\$100,000		Cleveland
Mount Pleasant, Town of	September 2022	Stormwater System AIA	SRP-SW-ARP-0082	N/A	x	LASII-P	\$350,000		Cabarrus

Local Assistance for Projects Funded by the Stormwater Infrastructure and Investment Program for FY 2022-2023
(Data pull: 8-2023)

Owner	Funding Cycle	Project Name	Project Number	Project Description	ARPA	Project Type	Funded Amount	Appropriated Amount	County
Saluda, City of	September 2022	Stormwater Feasibility Analysis and Policy Development	SRP-SW-ARP-0083	N/A	x	LASII-P	\$400,000		Polk
Charlotte, City of	September 2022	Upper Little Sugar and Irwin Creek Nature-Based Stormwater Retrofit Project Atlas	SRP-SW-ARP-0084	N/A	x	LASII-P	\$155,600		Mecklenburg
New Hanover County	September 2022	Acorn Branch Watershed Planning & Feasibility	SRP-SW-ARP-0085	N/A	x	LASII-P	\$150,000		New Hanover
New Hanover County	September 2022	Pumpkin Creek Watershed Planning & Feasibility	SRP-SW-ARP-0086	N/A	x	LASII-P	\$250,000		New Hanover
Beaufort, Town of	September 2022	Professional Park Drive Area Stormwater Inventory & Flood Study	SRP-SW-ARP-0087	N/A	x	LASII-P	\$394,815		Carteret
September 2022 LASII - Planning Total Funded:							\$18,265,335		
September 2022 Local Assistance for Stormwater Infrastructure Investment - Development and Implement a New Stormwater Utility±									
Siler City, Town of	September 2022	Siler City Stormwater Utility	SRP-SW-ARP-0046	N/A	x	LASII-DINU	\$500,000		Chatham
Smithfield, Town of	September 2022	Stormwater Utility ERU Study and System Mapping	SRP-SW-ARP-0056	N/A	x	LASII-DINU	\$500,000		Johnston
Surf City, Town of	September 2022	Surf City New Stormwater Utility Implementation Study	SRP-SW-ARP-0067	N/A	x	LASII-DINU	\$400,000		Onslow/Pender
Fuquay-Varina, Town of	September 2022	Fuquay-Varina Stormwater Utility	SRP-SW-ARP-0078	N/A	x	LASII-DINU	\$400,000		Wake
September 2022 LASII - Develop and Implement a New Stormwater Utility Total Funded:							\$1,800,000		
September 2022 Local Assistance for Stormwater Infrastructure Investment (LASII) - Construction									
Mooresville, Town of	September 2022	East Center Avenue Stormwater Improvements	SRP-SW-ARP-0013	Construct 3 innovative regenerative stormwater conveyances (RSC) which are nature-based stormwater control measures (SCMs) to reduce flooding; piping to direct flow to RSCs; replace 6x6 box culvert under major thoroughfare (Center Ave.) that is failing with 8x8 box culvert; replace East McLelland Ave. culvert.	x	LASII-C	\$5,000,000		Iredell
Hendersonville, City of	September 2022	Lower Mud Creek Floodplain Restoration	SRP-SW-ARP-0012	The proposed project will complete final design, permitting and construction activities for 2,359 LF of first order stream restoration, 1,556 LF of streambank restoration along Mud Creek, 8.5 acres of wetland restoration, and an additional 9.2 acres of riparian floodplain restoration	x	LASII-C	\$1,897,236		Henderson
Rocky Mount, City of	September 2022	Parkers Canal Flooding Relief and Water Quality Improvements	SRP-SW-ARP-0014	Restoration by daylighting stream and restore wetlands including vegetated buffers and soft bioengineered stream banks. Also construct 0.53 acres of infiltration basins along streets, 0.85 acres of infiltration basins between streets and stream to be daylighted, and 615 LF of 12-foot wide treatment swales from streets to infiltration basins. Repair and expand three 60-foot long culverts across three streets.	x	LASII-C	\$3,663,363		Nash/Edgecombe
Wilson, City of	September 2022	Elizabeth Street Regional SCM Projects	SRP-SW-ARP-0015	Construct 2 bioretention/wetlands SCMs at Elizabeth Street/Starmount Drive/Walnut Street to address both water quality and water quantity, and one underground detention system at the Headquarters Fire Station on Hines Street to address water quantity issues.	x	LASII-C	\$3,279,705		Wilson

Local Assistance for Projects Funded by the Stormwater Infrastructure and Investment Program for FY 2022-2023
(Data pull: 8-2023)

Owner	Funding Cycle	Project Name	Project Number	Project Description	ARPA	Project Type	Funded Amount	Appropriated Amount	County
New Bern, City of	September 2022	New Bern Duffyfield Stormwater Enhancement Project	SRP-SW-ARP-0016	Phase I is the rehabilitation and expansion of the existing Biddle St. Stormwater Pond and Pump Station. Phase II and III include two series of interconnected constructed stormwater wetlands between Biddle St. and K St., and between K St. and Murray St., that will discharged to the rehabbed Biddle St. Stormwater Pond and will be designed to reduce flooding and improve water quality.	x	LASII-C	\$4,149,360		Craven
Spencer, Town of	September 2022	17th Street Stormwater Improvements	SRP-SW-ARP-0017	To reduce flooding, construct 3 bioretention areas and one wetland/wet pond. Construct 1,000 LF of 18-inch to 48-inch storm drainage piping, 3 driveway culverts with headwalls, catch basins, drop inlets, manholes, water/sewer relocations and roadway re-construction after new piping installation.	x	LASII-C	\$1,959,462		Rowan
Morehead City, Town of	September 2022	MHC 2022 Calico Creek Stormwater Improvements	SRP-SW-ARP-0018	Construct nature-based SCMs along neighborhood streets, including treatment swales, permeable pavement and disconnect impervious surfaces to improve water quality in the impaired Calico Creek. Work includes replacing parking area pavements and sidewalks with permeable pavement/sidewalks, regrading streets to route stormwater to the SCMs, 8,000 LF of storm drain piping and 80 drop inlets/manholes.	x	LASII-C	\$5,000,000		Carteret
Nags Head, Town of	September 2022	S. Old Oregon Inlet Road Stormwater Infrastructure Improvements	SRP-SW-ARP-0019	Construct an innovative stormwater quantity project to reduce the frequency, depth and duration of flooding along one mile of South Old Oregon Inlet Road using perforated pipe under the grassed road shoulder to collect runoff and construction of 2 pump stations to pump stormwater to higher ground where the stormwater will be discharged at a controlled rate into two infiltration basins. In 2017, the Town adopted a Vulnerability Consequences and Adaptation Planning Scenario (VCAPS) document.	x	LASII-C	\$2,957,961		Dare
Greenville, City of	September 2022	Corey Road Regional Detention and Stream Restoration	SRP-SW-ARP-0020	***APPLICANT ELIGIBLE FOR ONLY \$5 MILLION (County is not a participant - see note below).*** If omit water quality portion of project to reduce costs, points would drop to 31.*** Construct 8-acre detention pond with floating wetland islands for water quality and flood reduction, appox. 3,300 LF of streambank stabilization and buffer restoration, and replacing 60-inch and 66-inch culvert with twin 8x5 box culverts.	x	LASII-C	\$7,500,000		Pitt

Local Assistance for Projects Funded by the Stormwater Infrastructure and Investment Program for FY 2022-2023
(Data pull: 8-2023)

Owner	Funding Cycle	Project Name	Project Number	Project Description	ARPA	Project Type	Funded Amount	Appropriated Amount	County
High Point, City of	September 2022	High Point W. Green Drive Stormwater Infrastructure Improvements	SRP-SW-ARP-0022	***Applicant is eligible for a maximum amount of \$5 million because Guilford County did not state it would participate in the project.*** Construction of new Green Stormwater Infrastructure (GSI) along a 3/4 mile reach of W. Green Drive to address decayed infrastructure, flooding, and non-point source pollution.	x	LASII-C	\$7,500,000		Guilford
Havelock, City of	September 2022	McCotter Canal Bank Stabilization	SRP-SW-ARP-0021	3,200 LF of bank stabilization along McCotter Canal to reduce erosion and associated nutrient and sediment impacts downstream. The embankment along the canal provides access to the City's water supply wells that provide 50% of the City's drinking water. The canal follows the boundary of Croatan National Forest and then becomes Hancock Creek which discharges into the nutrient sensitive Neuse River.	x	LASII-C	\$3,115,500		Craven
Cumberland County	September 2022	Ann Street Landfill Sediment Ponds No.2 and No. 3 Improvements	SRP-SW-ARP-0023	Construction of new SCMs and improve existing SCMs to improve water quality by reducing nitrogen that is currently discharged from stormwater ponds that capture run-off from the Ann St. Landfill. Final selection of SCMs to be constructed will be determined during project design.	x	LASII-C	\$1,763,374		Cumberland
Durham, City of	September 2022	South Ellerbe Stormwater Restoration Project	SRP-SW-ARP-0024	Restore natural channel morphology of channelized stream, daylighting of piped stream and establishing a stream and wetland complex with native vegetation. Drainage area of the stream at the project location is 485 acres and includes downtown Durham.	x	LASII-C	\$3,000,000		Durham
Wilkesboro, Town of	September 2022	Wilkesboro Cub Creek III Stream Restoration	SRP-SW-ARP-0025	Restore 3,800 linear feet of Cub Creek just upstream of confluence with the Yadkin River.	x	LASII-C	\$1,603,400		Wilkes
Mount Gilead, Town of	September 2022	Stanback Park Drainage Improvements	SRP-SW-ARP-0027	Within Stanback Park in the town, construct nature-based SCM including a wet pond and converting concrete-lined stormwater channels to stormwater swales. One of these channels is the primary drainage from downtown Mount Gilead. Will protect a wastewater pump station from flooding.	x	LASII-C	\$1,807,000		Montgomery
Black Mountain, Town of	September 2022	Black Mountain North Bank Swannanoa River Floodbench Project	SRP-SW-ARP-0026	Construct 3,000 LF of flood bench and four 1-acre areas of constructed wetlands and in-river rock veins to address stormwater quantity issues for the Swannanoa River.	x	LASII-C	\$5,000,000		Buncombe
Wayne County	September 2022	Jetport Parking Lot Drainage Improvements Project	SRP-SW-ARP-0028	Install approx. 3,800 SY of permeable pavement to replace existing asphalt at Wayne Executive Jetport to improve water quality in Stoney Creek.	x	LASII-C	\$1,784,000		Wayne
Gaston County	September 2022	Cramerton Central Park Stream Restoration	SRP-SW-ARP-0029	Restore 980 LF of stream in Central Park in the Town of Cramerton, convert 260 LF of existing drainage ditches to a nature-based runoff conveyance, and replace undersized culvert within the park.	x	LASII-C	\$275,674		Gaston

Local Assistance for Projects Funded by the Stormwater Infrastructure and Investment Program for FY 2022-2023
(Data pull: 8-2023)

Owner	Funding Cycle	Project Name	Project Number	Project Description	ARPA	Project Type	Funded Amount	Appropriated Amount	County
Dunn, City of	September 2022	Dunn Fall 2022 Stormwater AIA	SRP-SW-ARP-0030	Address stormwater quantity issues in 6 areas in City of Dunn including stormwater storage pond, a slough to retain flow; install some open conveyances and reduce slide slopes in two areas to reduce erosion, and new storm drain structures where there are none.	x	LASII-C	\$5,000,000		Harnett
September 2022 Total LASII-Construction Total Funded:							\$66,256,035		
Local Assistance for Stormwater Infrastructure and Investment (LASII) S.L. 2021-180 Pre-Allocation									
Angier	N/A		SRP-SW-ARP-0006		x		\$400,000		Harnett/Wake
Autryville	N/A		SRP-SW-ARP-0007		x		\$350,000		Sampson
Brevard	N/A		SRP-SW-ARP-0009		x		\$700,000		Transylvania
Dunn	N/A		SRP-SW-ARP-0003		x		\$500,000		Harnett
Fayetteville	N/A		SRP-SW-ARP-0001		x		\$10,550,000		Cumberland
Four Oaks	N/A		SRP-SW-ARP-0008		x		\$1,500,000		Johnston
Hope Mills	N/A		SRP-SW-ARP-0010		x		\$600,000		Cumberland
Madison	N/A		SRP-SW-ARP-0002		x		\$2,200,000		Rockingham
Mooreville	N/A		SRP-SW-ARP-0005		x		\$1,500,000		Iredell
New Bern	N/A		SRP-SW-ARP-0004		x		\$75,000		Craven
Pine Level	N/A		SRP-SW-ARP-0011		x		\$75,000		Johnston
Total LASII S.L. 2021-180 Funding Amount:								\$18,450,000	