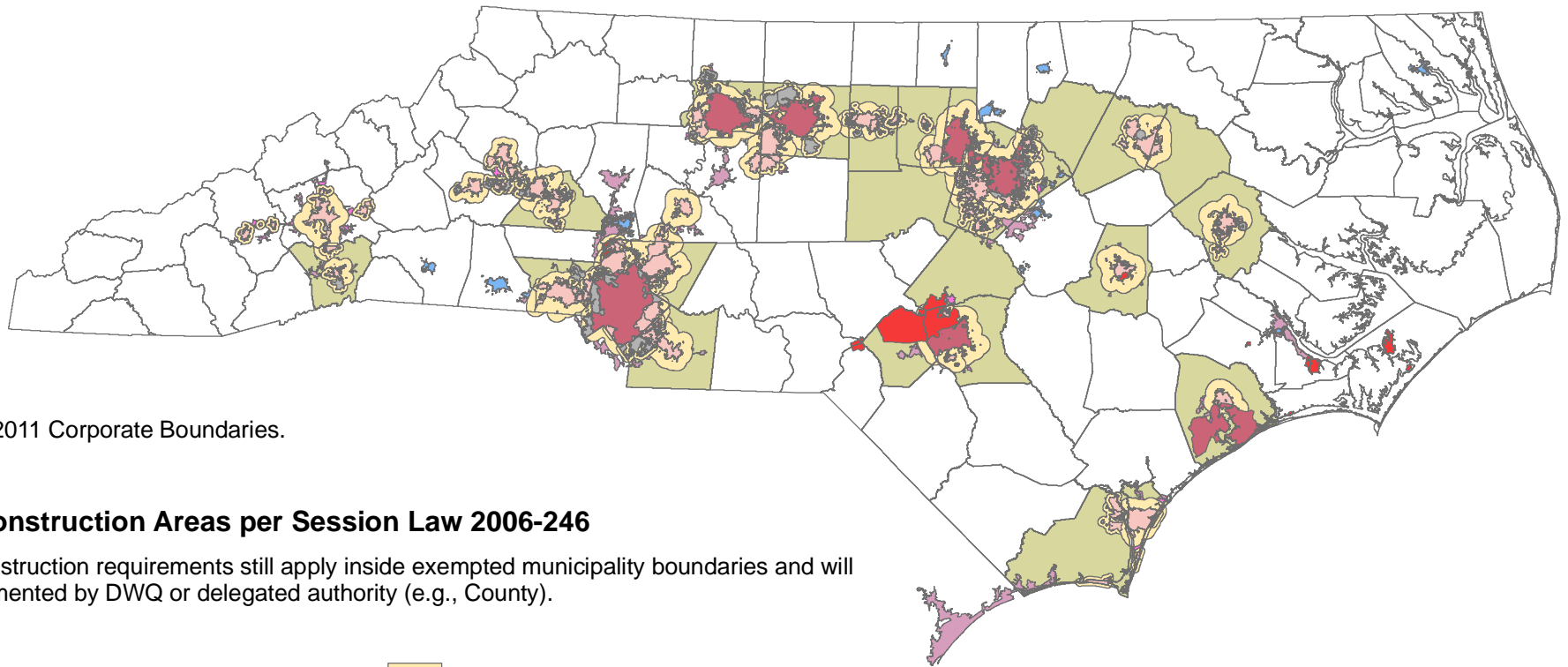


NPDES Phase I/II Communities, Exempted Municipalities*, & Tipped Counties with County-wide Post-Construction














Reflects 2011 Corporate Boundaries.

Post-Construction Areas per Session Law 2006-246

*Post-Construction requirements still apply inside exempted municipality boundaries and will be implemented by DWQ or delegated authority (e.g., County).

Legend

- | | |
|--|---|
|  NPDES-Exempt Phase II Municipalities + ETJs |  Phase II MSIs (from 2011 Boundaries) |
| Phase II NPDES Entities |  Designated Phase II Municipalities (as of March 2010) |
|  NPDES Permit - Phase I MS4/Military |  Urbanized Areas (2000 Census) |
|  NPDES Permitted Ph II MS4/Co |  Urbanized Areas (2010 Census) |
|  NPDES Permitted Phase I MS4 |  Phase II Tipped Counties (Post-Construction) |
|  NPDES Permitted Phase I/II city ETJ | |
|  NPDES Permitted Phase II MS4 | |

Note: Although Brunswick, New Hanover, and Onslow are Phase II Tipped Counties, projects there are subject to the Coastal Stormwater Rules.

2/12/2013

