

**2023 Annual Report on Interbasin Transfers
for
The Cities of Concord and Kannapolis**

Prepared for and by:

City of Concord



City of Kannapolis



Submitted to:

North Carolina Division of Water Resources

February 2024

Executive Summary

The 2023 Annual Report on Interbasin Transfers (IBTs) for the Cities of Concord and Kannapolis (Cities) includes monitoring data for daily tracking of IBT amounts and documentation of compliance with all IBT Certificate conditions. Annual reports were previously prepared for calendar years 2007 through 2021 and are available on the North Carolina Division of Water Resources (NCDWR) website. The reports for earlier years can be found at the following website: <https://deq.nc.gov/concord-kannapolis>.

The North Carolina Environmental Management Commission (EMC) approved the Cities' IBT Certificate in January 2007 authorizing transfers of up to 10 million gallons per day (mgd) from the Catawba River Basin to the Rocky River Basin and 10 mgd from the Yadkin River Basin to the Rocky River Basin. Additionally, a grandfathered IBT of 6 mgd authorizes transfer from Second Creek, located in the South Yadkin River Basin, to the Rocky River Basin. The terms "Cities" and "Certificate Holders" are used interchangeably herein.

In 2023, the Certificate Holders complied with all conditions of their IBT Certificate. The Cities of Concord and Kannapolis had a maximum daily transfer from the Catawba River Basin of 3.579 mgd during 2023. The maximum daily transfer from the Yadkin River Basin was 5.156 mgd.

In 2023, the City of Kannapolis pumped water from Second Creek to Kannapolis Lake under its South Yadkin River Basin grandfathered IBT. The maximum daily transfer under the grandfathered IBT from the South Yadkin River Basin to the Rocky River Basin in 2023 was -0.172 mgd. The 2023 IBT daily transfers for Concord and Kannapolis are shown in Figure ES-1.

In addition, a settlement was reached in 2010 on a lawsuit filed by the Catawba River Foundation, Inc. and the Protect the Catawba Coalition. While this does not change the IBT Certificate or required reporting in any way, the Cities did agree to some operational conditions regarding the Catawba River Basin during times of drought.

Table ES-1

2023 IBT Average Annual & Maximum Day Demands for Concord and Kannapolis Service Areas

Year	Catawba River Basin ^e			Yadkin River Basin			Second Creek ^{c,d} (South Yadkin River Basin)		
	Water Purchase (mgd)		IBT as % of Certificate ^a	Water Purchase (mgd)		IBT as % of Certificate ^{b,c}	Water Transfer (mgd)		IBT as % of Grand- fathered amount
	Average Annual	Max. Day	Max. Day	Average Annual	Max. Day	Max. Day	Average Annual	Max. Day	Max. Day
2023	0.014	3.579	35.790%	4.477	5.156	51.56%	-0.286	-0.172	-2.867%

^a Maximum Day IBT of 10 mgd from the Catawba River Basin.

^b Maximum Day IBT of 10 mgd from the Yadkin River Basin.

^c The grandfathered 6-mgd Maximum Day IBT limit from Second Creek (South Yadkin River Basin) into the Rocky River Basin is not included in the 10-mgd Maximum Day IBT limit for the Yadkin River Basin.

^d There was no transfer from Second Creek, therefore these numbers are negative.

2023 Daily IBT Per Basin (mgd)

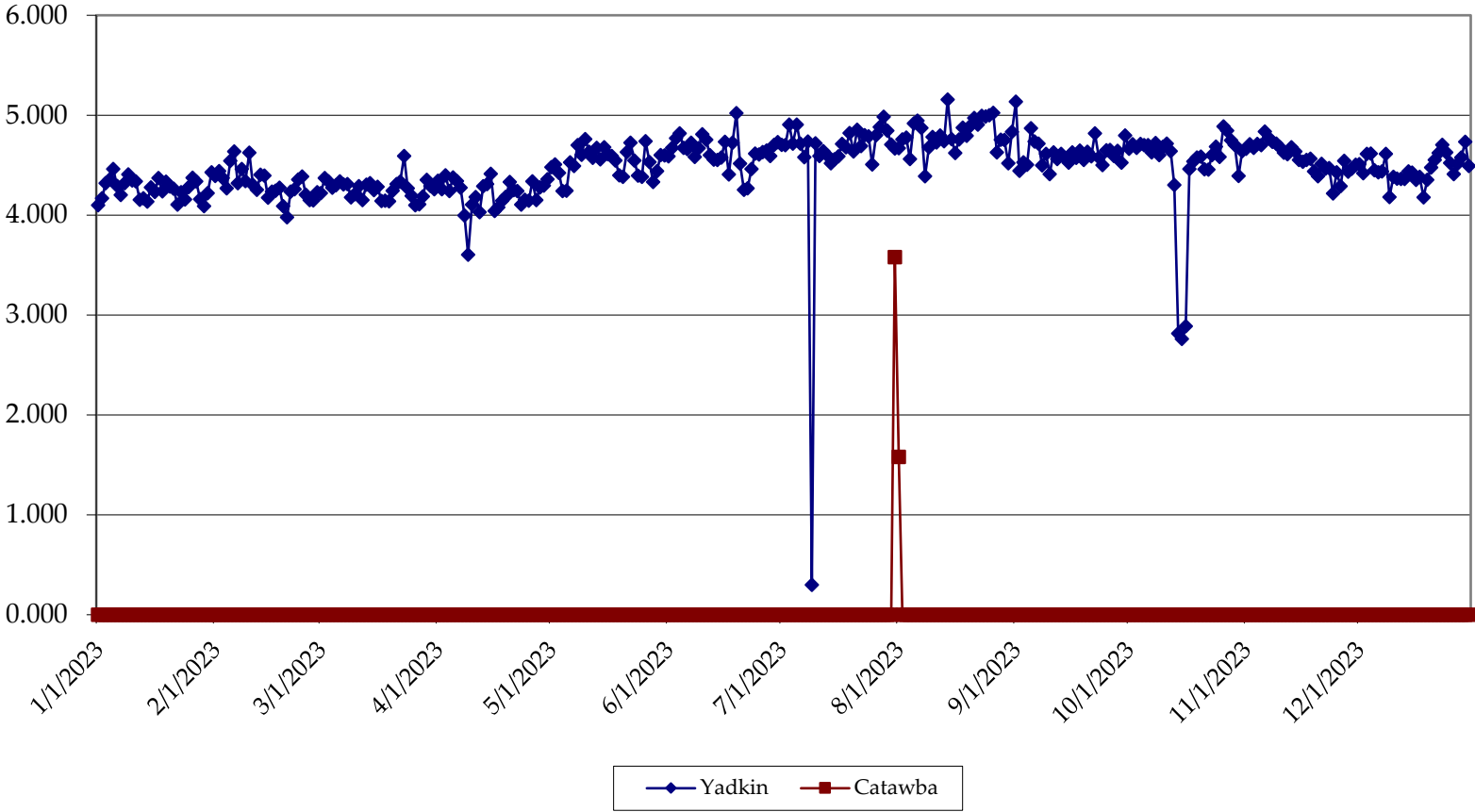


Figure ES-1
2023 Daily Interbasin Transfers by Basin

Table of Contents

Executive Summary	i
1.0 Introduction	1
2.0 IBT Monitoring	3
2.1 Service Area Water Demand	3
2.2 Interbasin Transfers	3
3.0 Other Related Information	5
4.0 Compliance with Certificate Conditions	6
4.1 Condition 1 (Federal Energy Regulatory Commission [FERC] Licensure)	6
4.2 Condition 2 (Drought Management Plan)	6
4.3 Condition 3 (Disaggregation of IBT Amount)	9
4.4 Condition 4 (Compliance and Monitoring Plan)	9
4.5 Condition 5 (EMC Consideration of Impacts)	9
4.6 Condition 6 (20-Year Certificate Evaluation)	9
4.7 Condition 7 (Limit of Certificate)	10

Appendix

Daily Interbasin Transfer Amounts for 2023

Acronyms and Abbreviations

DMAC	Drought Management Advisory Council
EMC	Environmental Management Commission
FERC	Federal Energy Regulatory Commission
IBT	Interbasin Transfer
LIP	Low Inflow Protocol
mgd	million gallons per day
NCDWR	North Carolina Division of Water Resources
WSRP	Water Shortage Response Plan
WTP	Water Treatment Plant

1.0 - Introduction

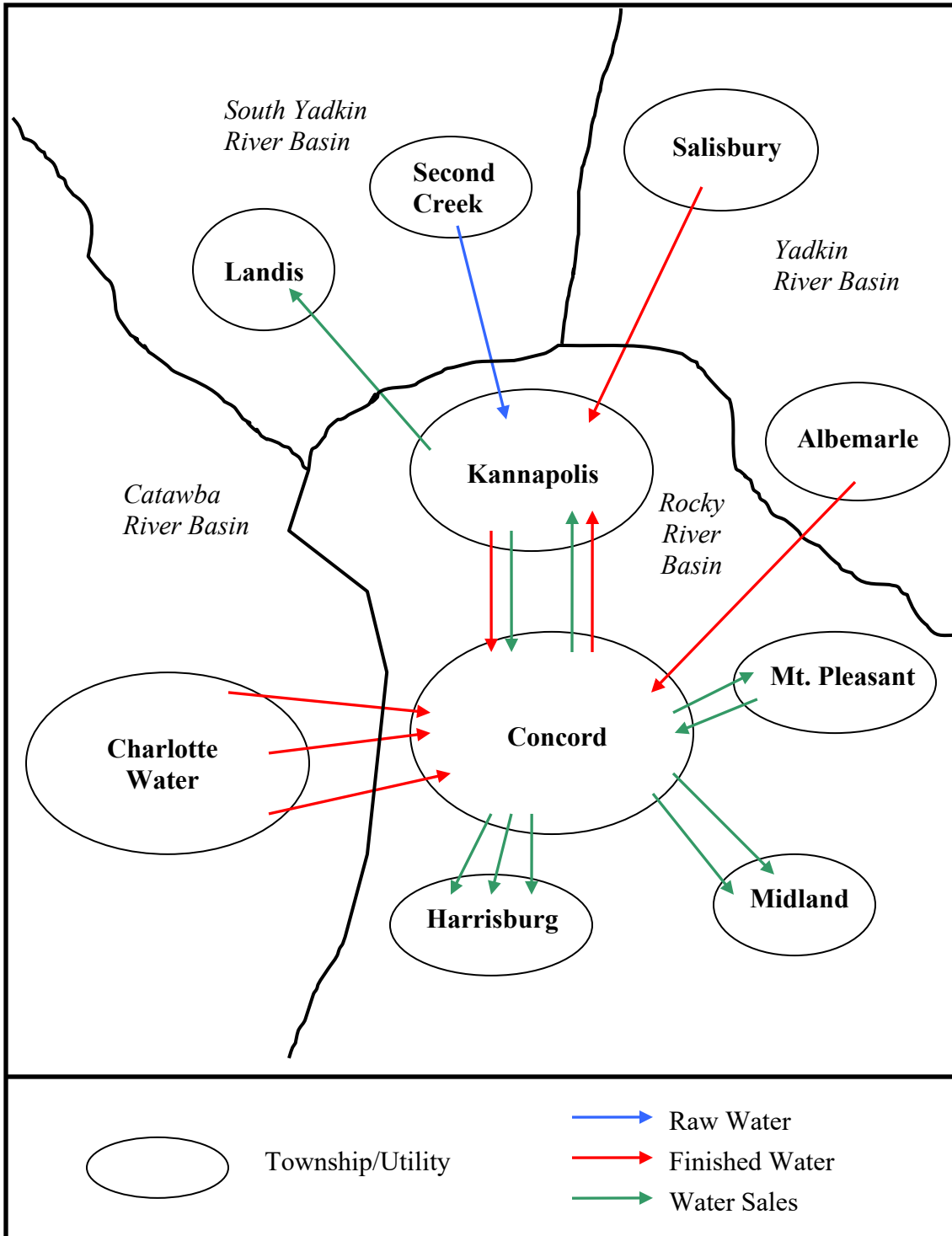
The Cities of Concord and Kannapolis (Cities) received an interbasin transfer (IBT) Certificate, which was originally approved on January 10, 2007, and signed into effect on January 25, 2007. The North Carolina Environmental Management Commission (EMC) has authorized transfers of up to 10 million gallons per day (mgd) from the Catawba River Basin to the Rocky River Basin and 10 mgd from the Yadkin River Basin to the Rocky River Basin. As a condition of the IBT Certificate, the Cities are required to produce an Annual Report that documents transfers over the past year. Annual reports were also prepared for calendar years 2007 through 2022 and are available on the North Carolina Division of Water Resources (NCDWR) website. The reports for earlier years can be found at the following website: <https://deq.nc.gov/concord-kannapolis>.

The Cities provide water to each other, various municipalities in the area (including: Mount Pleasant, Midland, Harrisburg, and Landis), and unincorporated areas of Cabarrus County. Concord owns and operates the water distribution system used by the Town of Midland. Charlotte Water and the City of Salisbury currently have contracts to provide water to the Cities from the Catawba and Yadkin River Basins, respectively.

The terms “Cities” and “Certificate Holders” are used interchangeably herein. Figure 1-1 illustrates the ability to transfer water among the Certificate Holders and all municipalities served by the Certificate Holders.

Figure 1-1

Water Connections of the Certificate Holders and All Municipalities Served by the Certificate Holders



2.0 - IBT Monitoring

2.1 - Service Area Water Demand

Table 2-1 presents 2023 annual average water production for the Certificate Holders based on finished water produced at the Hillgrove, Coddle Creek, and Kannapolis Water Treatment Plants (WTPs). It also shows finished water purchases from Charlotte Water, the City of Salisbury and the City of Albemarle, if they occurred. Additionally, Table 2-1 presents the 2023 annual average IBT (or water purchases) from each basin covered by the IBT Certificate and from Second Creek, from which transfers are authorized by a grandfathered IBT. In 2023, finished water production averaged 13.52 mgd, purchased IBT finished water averaged 0 mgd for Catawba River Basin, 4.509 mgd for the Yadkin River Basin and -0.290 mgd for Second Creek. The combined 2023 annual average water use for the Certificate Holders was 17.73 mgd.

Table 2-1

2023 Water Production or Purchases by River Basin

2023					
Certificate Holders	Annual Average Finished Water Produced ^a (mgd)	Annual Average Purchased Water (mgd)			Annual Average Combined Water Use (mgd)
		Catawba River Basin ^b	Yadkin River Basin	Second Creek	
Concord & Kannapolis	14.05	0.014	4.477	-0.286	18.255

^a Water produced within Rocky River Basin; may include water from Second Creek transferred directly into Kannapolis Lake.

2.2 - Interbasin Transfers

Daily IBT amounts for the Certificate Holders are included in the Appendix. Data is provided for the period January 1, 2023 through December 31, 2023. The maximum day IBT from the Catawba River Basin during the calendar year 2023 was 3.579 mgd. This represents 35.79% of the permitted maximum day, 10 mgd IBT from the Catawba River Basin under the Certificate approved by the EMC in January 2007. The maximum day IBT from the Yadkin River Basin during the calendar year 2023 was 5.156 mgd. This represents 51.56% of the permitted maximum day, 10 mgd IBT from the Yadkin River Basin under the Certificate. There were transfers of water to Second Creek with a maximum day IBT -0.286 mgd, which represents -2.867% of the permitted maximum day, 6 mgd IBT from the South Yadkin River Basin under the grandfathered Certificate. Table 2-2 shows the IBT use for the Certificate Holders and the percentage of use from the Catawba and Yadkin River Basins.

Table 2-2

2023 IBT Average Annual & Maximum Day Demands for Concord and Kannapolis Service Areas

Year	Catawba River Basin ^e			Yadkin River Basin			Second Creek ^{e,d} (South Yadkin River Basin)		
	Water Purchase (mgd)		IBT as % of Certificate ^a	Water Purchase (mgd)		IBT as % of Certificate ^{b,c}	Water Transfer (mgd)		IBT as % of Grand-fathered amount
	Average Annual	Max. Day	Max. Day	Average Annual	Max. Day	Max. Day	Average Annual	Max. Day	Max. Day
2023	0.014	3.579	35.790%	4.477	5.156	51.56%	-0.286	-0.172	-2.867%

^a Maximum Day IBT of 10 mgd from the Catawba River Basin.

^b Maximum Day IBT of 10 mgd from the Yadkin River Basin.

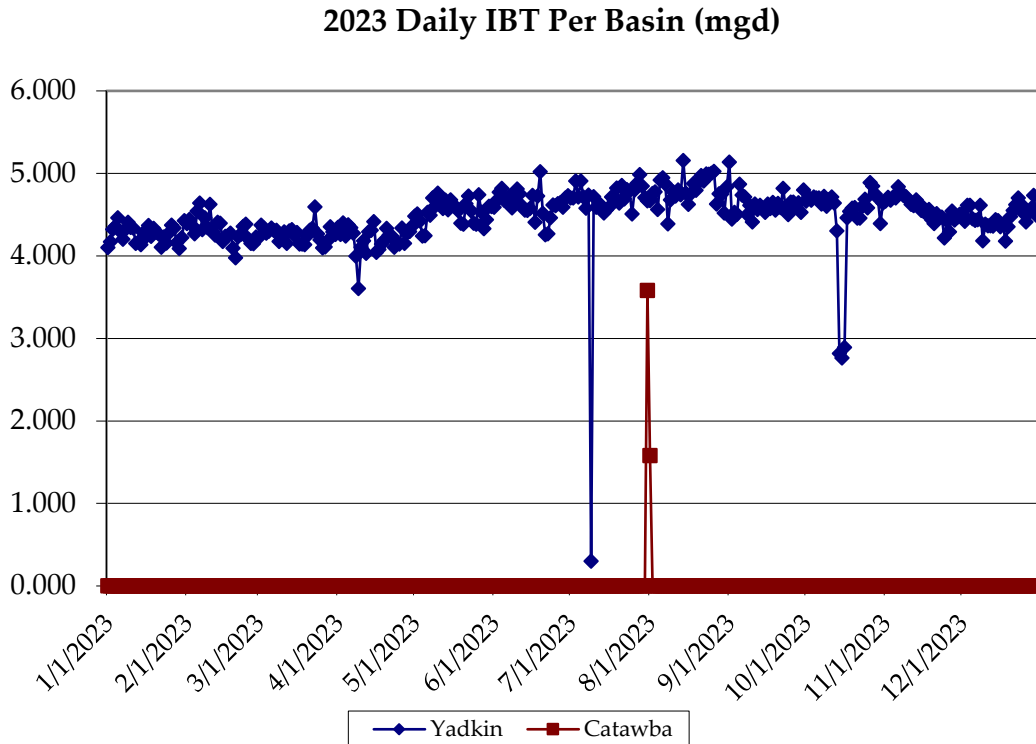
^c The grandfathered 6-mgd Maximum Day IBT limit from Second Creek (South Yadkin River Basin) into the Rocky River Basin is not included in the 10-mgd Maximum Day IBT limit for the Yadkin River Basin.

^d There was no transfer from Second Creek, therefore these numbers are negative.

Figure 2-1 displays the daily IBT amounts for water purchases from the Catawba and Yadkin River Basins.

Figure 2-1

2023 Daily Interbasin Transfers by Basin



3.0 - Other Related Information

In 2010, a settlement was reached in a lawsuit filed by the Catawba River Foundation, Inc. and the Protect the Catawba Coalition. While this does not affect the IBT Certificate, its conditions, or required reporting in any way, the Cities did agree to some operational conditions regarding the Catawba River Basin during times of drought.

During designated droughts beyond July 1, 2015, following either Low Inflow Protocol (LIP) or Drought Management Advisory Council (DMAC) Drought Stage declaration, the Cities have agreed to limit the Catawba River Basin IBT so that it corresponds to water use reduction goals. A summary of this agreement is presented in Table 3-1.

Table 3-1

Catawba River Basin IBT during Drought Conditions

LIP Stage or DMAC Drought Stage	Maximum Day Transfer (mgd)
0 / Abnormally Dry	10.0
1 / Moderate Drought	9.0
2 / Severe Drought	8.5
3 / Extreme Drought	7.0
4 / Exceptional Drought	6.0

4.0 - Compliance with Certificate Conditions

A summary of the conditions of the IBT Certificate approved on January 10, 2007 along with the current status of compliance for each is provided below. Language from the certificate is followed by actions for each condition.

4.1 - Condition 1 (Federal Energy Regulatory Commission [FERC] Licensure)

If at any time any legal requirement that (a) governs the operation of the hydroelectric facilities in the Catawba River Basin currently licensed as Federal Energy Regulatory Commission (FERC) Project No. P-2232 or in the Yadkin Pee-Dee River Basin currently licensed as FERC Project Nos. P-2206 and P-2197 and (b) governs or affects water use and/or quality, substantially differs from the actual or anticipated FERC license conditions or other legal requirement upon which the analysis underlying this Certificate is based, such as changes to minimum flow requirements or drought mitigation measures, the Commission may reopen and modify this Certificate.

This condition requires no action by the Certificate Holders.

4.2 - Condition 2 (Drought Management Plan)

Each Certificate Holder shall prepare a Drought Management Plan. The Cities shall implement measures corresponding to the most severe level of drought conditions in either the Catawba or Yadkin River Basins. The Cities shall not transfer any water to any other jurisdictions unless that jurisdiction agrees to be bound by this condition in full.

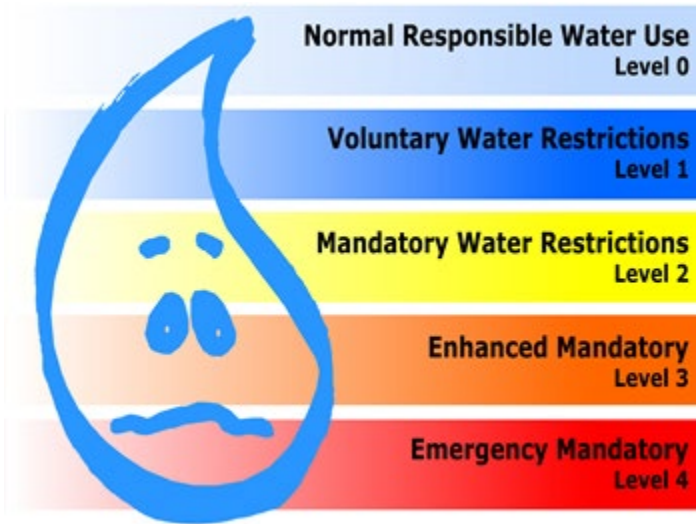
The Cities submitted the Drought Management Plan on July 31, 2007; comments were received on November 11, 2007, and the revised plan was submitted on January 8, 2008. The Drought Management Plan was incorporated into an updated Water Shortage Response Plan (WSRP) in 2010. The WSRP, prepared as a joint document for the Certificate Holders, is available on the NCDWR website at the following web address:

http://www.ncwater.org/Water_Supply_Planning/Water_Shortage_Response_Plans/plan

Table 4-1 shows Normal and Drought Stages 0-4, the names of each, the date the Catawba River Basin managers implemented Draft LIP actions in response to drought monitoring, the Yadkin-Pee Dee River Basin drought monitor, and the associated actions taken by the Cities.

In general, drought levels have been normal for both Catawba and Yadkin River Basins. Level 1, Voluntary Water Restrictions, was in place from November 1 through December 31 of 2023 (Figure 4-1) for the Catawba River Basin. There were Normal levels all year for Yadkin River Basin and majority of the year for Catawba River Basin. Other outdoor water use conservation measures are encouraged but not required.

During the year, the Cities drought stages follow the drought stages of the Catawba-Wataree Water Management Group; hence the Cities stayed in Normal Responsible Water Use Level.



The Cities have agreements in place that include enforcement policies with other systems that purchase water from them.

Table 4-1

Concord and Kannapolis 2023 Normal and Drought Stages

2023 Period of Drought					
Drought Stage	Drought Monitor Classification	Catawba River Basin ^a (NC Drought Monitor)	Yadkin River Basin ^b (NC Drought Monitor)	Action by Cities	Cities' Actions Taken
	Normal	January 1 – October 31	January 1 – December 31		
0	Abnormally Dry				
1	Moderate Drought	November 1 – December 31			Voluntary conservation measures encouraged through public notification.
2	Severe Drought				
3	Extreme Drought				
4	Exceptional Drought				

^a The Catawba River Basin is listed as the drought stage declared by the Catawba-Wateree Drought Management Advisory Group.

^b The Yadkin River Basin is listed as the drought stage declared by the Yadkin-Pee Dee Drought Management Advisory Group

4.3 - Condition 3 (Disaggregation of IBT Amount)

If the Certificate Holders discontinue their cooperative service agreement, then the permitted IBT amount will be allocated amongst the Certificate Holders based on their projected 2030 needs.

The cooperative service agreement between the Certificate Holders remained in effect throughout 2023.

The Cities and local municipalities cooperatively and effectively communicate and manage their respective water distribution systems. The Cities sell water to each other and reconcile billing monthly. Additionally, Concord owns and operates the water distribution system for Midland, providing water service to all Midland customers. Harrisburg purchases water from Concord, measured by six meters. Concord also provides water service to unincorporated areas of Cabarrus County. Mount Pleasant did not purchase water from the City of Concord in 2023. Further emphasizing the interconnected nature of the Cities and local municipalities, Kannapolis provides water to Landis, located in the South Yadkin River Basin, which is not subject to this IBT Certificate.

4.4 - Condition 4 (Compliance and Monitoring Plan)

In cooperation with the Division of Water Resources, the Certificate Holders shall develop an IBT Compliance and Monitoring Plan.

The Cities submitted the Compliance and Monitoring Plan on July 31, 2007. This plan was finalized in December 2007.

4.5 - Condition 5 (EMC Consideration of Impacts)

The EMC may reopen the Certificate and adjust existing or require new conditions to ensure detrimental impacts are mitigated if environmental impacts are found to be substantially different from those projected in the EMC's Findings of Fact.

This condition requires no action by the Certificate Holders. The EMC did not take action on this condition in 2023.

4.6 - Condition 6 (20-Year Certificate Evaluation)

In twenty years from the date of the Certificate, the Cities shall submit a written report to the EMC to include: (a) summary of transfers for the previous twenty years, (b) discussion of any changes to the environmental impacts assessment from IBT transfers, (c) summary of all actions to address actual or potential drought conditions, (d) recommendations for any changes to the Certificate, (e) details on consultation with interested stakeholders, and (f) certification of compliance with Certificate. This will continue at 20-year intervals.

The IBT Certificate was approved on January 10, 2007 and signed into effect on January 25, 2007; therefore, the first 20-year certificate evaluation report will be completed in 2027.

4.7 - Condition 7 (Limit of Certificate)

The Certificate does not exempt the Cities from compliance with any other requirements of law.

This condition requires no action by the Cities.

APPENDIX

Daily Interbasin Transfer Amounts for 2023

2023 Concord-Kannapolis IBT Tracking

Calculated Fields

Condition of IBT Certificate (January 25, 2007)

Maximum day transfer from the Catawba River Basin 10 MGD

Maximum day transfer from the Yadkin Pee-Dee River Basin 10 MGD

Maximum day transfer from the South Yadkin River Basin (grandfather) 6 MGD

Maximum day transfer to the South Yadkin River Basin (cannot exceed transfer from South Yadkin by more than 1.99 MGD)

Map Code Source Basin	Water Transfer (MGD) to Rocky River Basin				Water Sales (MGD)	IBT Totals Per Basin				Interbasin Transfer						
	South Yadkin	Salisbury 1 Yadkin	Albemarle 1 Yadkin	Charlotte 1-3 Catawba		South Yadkin	South Yadkin	Yadkin	Catawba	Catawba	% of Permitted MDD Transfer	Yadkin	% of Permitted MDD Transfer	Grandfathered IBT from Second Creek - South Yadkin River Basin	% of Permitted MDD Transfer	IBT from Yadkin to South Yadkin River Basin
DATE	Raw Water to Kannapolis Lake from Second Creek	Salisbury Finished water Interconnection with Kannapolis	Albemarle Finished water Interconnection with Concord	Charlotte Water Finished water Interconnections with Concord	Kannapolis Finished water sales to Landis	Total South Yadkin IBT ¹	Total Yadkin IBT	Total Catawba IBT								
1/1/2023	0.000	0.000	4.099		0.235	-0.235	4.099	0.000	0.000	0.000%	4.099	40.990%	-0.235	-3.917%	0.235	11.809%
1/2/2023	0.000	0.000	4.169		0.261	-0.261	4.169	0.000	0.000	0.000%	4.169	41.690%	-0.261	-4.350%	0.261	13.116%
1/3/2023	0.000	0.000	4.320		0.309	-0.309	4.320	0.000	0.000	0.000%	4.320	43.200%	-0.309	-5.150%	0.309	15.528%
1/4/2023	0.000	0.000	4.355		0.264	-0.264	4.355	0.000	0.000	0.000%	4.355	43.550%	-0.264	-4.400%	0.264	13.266%
1/5/2023	0.000	0.000	4.460		0.262	-0.262	4.460	0.000	0.000	0.000%	4.460	44.600%	-0.262	-4.367%	0.262	13.166%
1/6/2023	0.000	0.000	4.293		0.255	-0.255	4.293	0.000	0.000	0.000%	4.293	42.930%	-0.255	-4.250%	0.255	12.814%
1/7/2023	0.000	0.000	4.201		0.279	-0.279	4.201	0.000	0.000	0.000%	4.201	42.010%	-0.279	-4.650%	0.279	14.020%
1/8/2023	0.000	0.000	4.320		0.249	-0.249	4.320	0.000	0.000	0.000%	4.320	43.200%	-0.249	-4.150%	0.249	12.513%
1/9/2023	0.000	0.000	4.407		0.271	-0.271	4.407	0.000	0.000	0.000%	4.407	44.070%	-0.271	-4.517%	0.271	13.618%
1/10/2023	0.000	0.000	4.346		0.298	-0.298	4.346	0.000	0.000	0.000%	4.346	43.460%	-0.298	-4.967%	0.298	14.975%
1/11/2023	0.000	0.000	4.337		0.172	-0.172	4.337	0.000	0.000	0.000%	4.337	43.370%	-0.172	-2.867%	0.172	8.643%
1/12/2023	0.000	0.000	4.152		0.555	-0.555	4.152	0.000	0.000	0.000%	4.152	41.520%	-0.555	-9.250%	0.555	27.889%
1/13/2023	0.000	0.000	4.167		0.258	-0.258	4.167	0.000	0.000	0.000%	4.167	41.670%	-0.258	-4.300%	0.258	12.965%
1/14/2023	0.000	0.000	4.135		0.25	-0.250	4.135	0.000	0.000	0.000%	4.135	41.350%	-0.250	-4.167%	0.250	12.563%
1/15/2023	0.000	0.000	4.278		0.251	-0.251	4.278	0.000	0.000	0.000%	4.278	42.780%	-0.251	-4.183%	0.251	12.613%
1/16/2023	0.000	0.000	4.232		0.255	-0.255	4.232	0.000	0.000	0.000%	4.232	42.320%	-0.255	-4.250%	0.255	12.814%
1/17/2023	0.000	0.000	4.370		0.291	-0.291	4.370	0.000	0.000	0.000%	4.370	43.700%	-0.291	-4.850%	0.291	14.623%
1/18/2023	0.000	0.000	4.237		0.271	-0.271	4.237	0.000	0.000	0.000%	4.237	42.370%	-0.271	-4.517%	0.271	13.618%
1/19/2023	0.000	0.000	4.335		0.31	-0.310	4.335	0.000	0.000	0.000%	4.335	43.350%	-0.310	-5.167%	0.310	15.578%
1/20/2023	0.000	0.000	4.286		0.264	-0.264	4.286	0.000	0.000	0.000%	4.286	42.860%	-0.264	-4.400%	0.264	13.266%
1/21/2023	0.000	0.000	4.265		0.235	-0.235	4.265	0.000	0.000	0.000%	4.265	42.650%	-0.235	-3.917%	0.235	11.809%
1/22/2023	0.000	0.000	4.104		0.264	-0.264	4.104	0.000	0.000	0.000%	4.104	41.040%	-0.264	-4.400%	0.264	13.266%
1/23/2023	0.000	0.000	4.228		0.304	-0.304	4.228	0.000	0.000	0.000%	4.228	42.280%	-0.304	-5.067%	0.304	15.276%
1/24/2023	0.000	0.000	4.156		0.251	-0.251	4.156	0.000	0.000	0.000%	4.156	41.560%	-0.251	-4.183%	0.251	12.613%
1/25/2023	0.000	0.000	4.280		0.302	-0.302	4.280	0.000	0.000	0.000%	4.280	42.800%	-0.302	-5.033%	0.302	15.176%
1/26/2023	0.000	0.000	4.373		0.285	-0.285	4.373	0.000	0.000	0.000%	4.373	43.730%	-0.285	-4.750%	0.285	14.322%
1/27/2023	0.000	0.000	4.337		0.283	-0.283	4.337	0.000	0.000	0.000%	4.337	43.370%	-0.283	-4.717%	0.283	14.221%
1/28/2023	0.000	0.000	4.159		0.264	-0.264	4.159	0.000	0.000	0.000%	4.159	41.590%	-0.264	-4.400%	0.264	13.266%
1/29/2023	0.000	0.000	4.089		0.266	-0.266	4.089	0.000	0.000	0.000%	4.089	40.890%	-0.266	-4.433%	0.266	13.367%
1/30/2023	0.000	0.000	4.221		0.262	-0.262	4.221	0.000	0.000	0.000%	4.221	42.210%	-0.262	-4.367%	0.262	13.166%
1/31/2023	0.000	0.000	4.427		0.308	-0.308	4.427	0.000	0.000	0.000%	4.427	44.270%	-0.308	-5.133%	0.308	15.477%
2/1/2023	0.000	0.000	4.393		0.264	-0.264	4.393	0.000	0.000	0.000%	4.393	43.930%	-0.264	-4.400%	0.264	13.266%
2/2/2023	0.000	0.000	4.440		0.265	-0.265	4.440	0.000	0.000	0.000%	4.440	44.400%	-0.265	-4.417%	0.265	13.317%
2/3/2023	0.000	0.000	4.370		0.263	-0.263	4.370	0.000	0.000	0.000%	4.370	43.700%	-0.263	-4.383%	0.263	13.216%
2/4/2023	0.000	0.000	4.267		0.258	-0.258	4.267	0.000	0.000	0.000%	4.267	42.670%	-0.258	-4.300%	0.258	12.965%
2/5/2023	0.000	0.000	4.543		0.271	-0.271	4.543	0.000	0.000	0.000%	4.543	45.430%	-0.271	-4.517%	0.271	13.618%
2/6/2023	0.000	0.000	4.638		0.267	-0.267	4.638	0.000	0.000	0.000%	4.638	46.380%	-0.267	-4.450%	0.267	13.417%
2/7/2023	0.000	0.000	4.319		0.261	-0.261	4.319	0.000	0.000	0.000%	4.319	43.190%	-0.261	-4.350%	0.261	13.116%
2/8/2023	0.000	0.000	4.460		0.316	-0.316	4.460	0.000	0.000	0.000%	4.460	44.600%	-0.316	-5.267%	0.316	15.879%
2/9/2023	0.000	0.000	4.340		0.273	-0.273	4.340	0.000	0.000	0.000%	4.340	43.400%	-0.273	-4.550%	0.273	13.719%
2/10/2023	0.000	0.000	4.625		0.273	-0.273	4.625	0.000	0.000	0.000%	4.625	46.250%	-0.273	-4.550%	0.273	13.719%
2/11/2023	0.000	0.000	4.300		0.257	-0.257	4.300	0.000	0.000	0.000%	4.300	43.000%	-0.257	-4.283%	0.257	12.915%
2/12/2023	0.000	0.000	4.252		0.259	-0.259	4.252	0.000	0.000	0.000%	4.252	42.520%	-0.259	-4.317%	0.259	13.015%
2/13/2023	0.000	0.000	4.405		0.257	-0.257	4.405	0.000	0.000	0.000%	4.405	44.050%	-0.257	-4.283%	0.257	12.915%
2/14/2023	0.000	0.000	4.395		0.253	-0.253	4.395	0.000	0.000	0.000%	4.395	43.950%	-0.253	-4.217%	0.253	12.714%
2/15/2023	0.000	0.000	4.174		0.213	-0.213	4.174	0.000	0.000	0.000%	4.174	41.740%	-0.213	-3.550%	0.213	10.704%
2/16/2023	0.000	0.000	4.236		0.253	-0.253	4.236	0.000	0.000	0.000%	4.236	42.360%	-0.253	-4.217%	0.253	12.714%
2/17/2023	0.000	0.000	4.243		0.249	-0.249	4.243	0.000	0.000	0.000%	4.243	42.430%	-0.249	-4.150%	0.249	12.513%

Map Code Source Basin	Water Transfer (MGD) to Rocky River Basin				Water Sales (MGD)	IBT Totals Per Basin			Interbasin Transfer							
	South Yadkin	Salisbury 1 Yadkin	Albemarle 1 Yadkin	Charlotte 1-3 Catawba	South Yadkin	South Yadkin	Yadkin	Catawba	NOTE: All Wastewater discharge is to the Rocky River from RRWWTP, excluding water sales to Landis (subtracted from Total South Yadkin IBT).							
	Raw Water to Kannapolis Lake from Second Creek	Salisbury Finished water Interconnection with Kannapolis	Albemarle Finished water Interconnection with Concord	Charlotte Water Finished water Interconnections with Concord	Kannapolis Finished water sales to Landis	Total South Yadkin IBT ¹	Total Yadkin IBT	Total Catawba IBT	Catawba	% of Permitted MDD Transfer	Yadkin	% of Permitted MDD Transfer	Grandfathered IBT from Second Creek - South Yadkin River Basin	% of Permitted MDD Transfer	IBT from Yadkin to South Yadkin River Basin	% of Permitted MDD Transfer
DATE																
2/18/2023	0.000	0.000	4.275		0.25	-0.250	4.275	0.000	0.000	0.000%	4.275	42.750%	-0.250	-4.167%	0.250	12.563%
2/19/2023	0.000	0.000	4.091		0.213	-0.213	4.091	0.000	0.000	0.000%	4.091	40.910%	-0.213	-3.550%	0.213	10.704%
2/20/2023	0.000	0.000	3.978		0.252	-0.252	3.978	0.000	0.000	0.000%	3.978	39.780%	-0.252	-4.200%	0.252	12.663%
2/21/2023	0.000	0.000	4.234		0.25	-0.250	4.234	0.000	0.000	0.000%	4.234	42.340%	-0.250	-4.167%	0.250	12.563%
2/22/2023	0.000	0.000	4.258		0.208	-0.208	4.258	0.000	0.000	0.000%	4.258	42.580%	-0.208	-3.467%	0.208	10.452%
2/23/2023	0.000	0.000	4.356		0.245	-0.245	4.356	0.000	0.000	0.000%	4.356	43.560%	-0.245	-4.083%	0.245	12.312%
2/24/2023	0.000	0.000	4.385		0.204	-0.204	4.385	0.000	0.000	0.000%	4.385	43.850%	-0.204	-3.400%	0.204	10.251%
2/25/2023	0.000	0.000	4.205		0.249	-0.249	4.205	0.000	0.000	0.000%	4.205	42.050%	-0.249	-4.150%	0.249	12.513%
2/26/2023	0.000	0.000	4.150		0.212	-0.212	4.150	0.000	0.000	0.000%	4.150	41.500%	-0.212	-3.533%	0.212	10.653%
2/27/2023	0.000	0.000	4.147		0.253	-0.253	4.147	0.000	0.000	0.000%	4.147	41.470%	-0.253	-4.217%	0.253	12.714%
2/28/2023	0.000	0.000	4.229		0.254	-0.254	4.229	0.000	0.000	0.000%	4.229	42.290%	-0.254	-4.233%	0.254	12.764%
3/1/2023	0.000	0.000	4.220		0.258	-0.258	4.220	0.000	0.000	0.000%	4.220	42.200%	-0.258	-4.300%	0.258	12.965%
3/2/2023	0.000	0.000	4.371		0.207	-0.207	4.371	0.000	0.000	0.000%	4.371	43.710%	-0.207	-3.450%	0.207	10.402%
3/3/2023	0.000	0.000	4.337		0.251	-0.251	4.337	0.000	0.000	0.000%	4.337	43.370%	-0.251	-4.183%	0.251	12.613%
3/4/2023	0.000	0.000	4.274		0.253	-0.253	4.274	0.000	0.000	0.000%	4.274	42.740%	-0.253	-4.217%	0.253	12.714%
3/5/2023	0.000	0.000	4.298		0.209	-0.209	4.298	0.000	0.000	0.000%	4.298	42.980%	-0.209	-3.483%	0.209	10.503%
3/6/2023	0.000	0.000	4.339		0.251	-0.251	4.339	0.000	0.000	0.000%	4.339	43.390%	-0.251	-4.183%	0.251	12.613%
3/7/2023	0.000	0.000	4.307		0.252	-0.252	4.307	0.000	0.000	0.000%	4.307	43.070%	-0.252	-4.200%	0.252	12.663%
3/8/2023	0.000	0.000	4.309		0.225	-0.225	4.309	0.000	0.000	0.000%	4.309	43.090%	-0.225	-3.750%	0.225	11.307%
3/9/2023	0.000	0.000	4.176		0.241	-0.241	4.176	0.000	0.000	0.000%	4.176	41.760%	-0.241	-4.017%	0.241	12.111%
3/10/2023	0.000	0.000	4.210		0.25	-0.250	4.210	0.000	0.000	0.000%	4.210	42.100%	-0.250	-4.167%	0.250	12.563%
3/11/2023	0.000	0.000	4.290		0.249	-0.249	4.290	0.000	0.000	0.000%	4.290	42.900%	-0.249	-4.150%	0.249	12.513%
3/12/2023	0.000	0.000	4.150		0.236	-0.236	4.150	0.000	0.000	0.000%	4.150	41.500%	-0.236	-3.933%	0.236	11.859%
3/13/2023	0.000	0.000	4.304		0.247	-0.247	4.304	0.000	0.000	0.000%	4.304	43.040%	-0.247	-4.117%	0.247	12.412%
3/14/2023	0.000	0.000	4.318		0.27	-0.270	4.318	0.000	0.000	0.000%	4.318	43.180%	-0.270	-4.500%	0.270	13.568%
3/15/2023	0.000	0.000	4.250		0.318	-0.318	4.250	0.000	0.000	0.000%	4.250	42.500%	-0.318	-5.300%	0.318	15.980%
3/16/2023	0.000	0.000	4.284		0.203	-0.203	4.284	0.000	0.000	0.000%	4.284	42.840%	-0.203	-3.383%	0.203	10.201%
3/17/2023	0.000	0.000	4.142		0.245	-0.245	4.142	0.000	0.000	0.000%	4.142	41.420%	-0.245	-4.083%	0.245	12.312%
3/18/2023	0.000	0.000	4.145		0.229	-0.229	4.145	0.000	0.000	0.000%	4.145	41.450%	-0.229	-3.817%	0.229	11.508%
3/19/2023	0.000	0.000	4.137		0.236	-0.236	4.137	0.000	0.000	0.000%	4.137	41.370%	-0.236	-3.933%	0.236	11.859%
3/20/2023	0.000	0.000	4.243		0.256	-0.256	4.243	0.000	0.000	0.000%	4.243	42.430%	-0.256	-4.267%	0.256	12.864%
3/21/2023	0.000	0.000	4.310		0.212	-0.212	4.310	0.000	0.000	0.000%	4.310	43.100%	-0.212	-3.533%	0.212	10.653%
3/22/2023	0.000	0.126	4.208		0.256	-0.256	4.334	0.000	0.000	0.000%	4.334	43.340%	-0.256	-4.267%	0.256	12.864%
3/23/2023	0.000	0.302	4.290		0.254	-0.254	4.592	0.000	0.000	0.000%	4.592	45.920%	-0.254	-4.233%	0.254	12.764%
3/24/2023	0.000	0.000	4.267		0.301	-0.301	4.267	0.000	0.000	0.000%	4.267	42.670%	-0.301	-5.017%	0.301	15.126%
3/25/2023	0.000	0.000	4.194		0.204	-0.204	4.194	0.000	0.000	0.000%	4.194	41.940%	-0.204	-3.400%	0.204	10.251%
3/26/2023	0.000	0.000	4.098		0.253	-0.253	4.098	0.000	0.000	0.000%	4.098	40.980%	-0.253	-4.217%	0.253	12.714%
3/27/2023	0.000	0.000	4.107		0.275	-0.275	4.107	0.000	0.000	0.000%	4.107	41.070%	-0.275	-4.583%	0.275	13.819%
3/28/2023	0.000	0.000	4.186		0.227	-0.227	4.186	0.000	0.000	0.000%	4.186	41.860%	-0.227	-3.783%	0.227	11.407%
3/29/2023	0.000	0.000	4.354		0.265	-0.265	4.354	0.000	0.000	0.000%	4.354	43.540%	-0.265	-4.417%	0.265	13.317%
3/30/2023	0.000	0.000	4.291		0.302	-0.302	4.291	0.000	0.000	0.000%	4.291	42.910%	-0.302	-5.033%	0.302	15.176%
3/31/2023	0.000	0.000	4.260		0.264	-0.264	4.260	0.000	0.000	0.000%	4.260	42.600%	-0.264	-4.400%	0.264	13.266%
4/1/2023	0.000	0.000	4.345		0.21	-0.210	4.345	0.000	0.000	0.000%	4.345	43.450%	-0.210	-3.500%	0.210	10.553%
4/2/2023	0.000	0.000	4.260		0.256	-0.256	4.260	0.000	0.000	0.000%	4.260	42.600%	-0.256	-4.267%	0.256	12.864%
4/3/2023	0.000	0.000	4.398		0.258	-0.258	4.398	0.000	0.000	0.000%	4.398	43.980%	-0.258	-4.300%	0.258	12.965%
4/4/2023	0.000	0.000	4.240		0.284	-0.284	4.240	0.000	0.000	0.000%	4.240	42.400%	-0.284	-4.733%	0.284	14.271%
4/5/2023	0.000	0.000	4.376		0.299	-0.299	4.376	0.000	0.000	0.000%	4.376	43.760%	-0.299	-4.983%	0.299	15.025%
4/6/2023	0.000	0.000	4.340		0.208	-0.208	4.340	0.000	0.000	0.000%	4.340	43.400%	-0.208	-3.467%	0.208	10.452%
4/7/2023	0.000	0.000	4.274		0.252	-0.252	4.274	0.000	0.000	0.000%	4.274	42.740%	-0.252	-4.200%	0.252	12.663%
4/8/2023	0.000	0.000	3.995		0.248	-0.248	3.995	0.000	0.000	0.000%	3.995	39.950%	-0.248	-4.133%	0.248	12.462%
4/9/2023	0.000	0.000	3.603		0.207	-0.207	3.603	0.000	0.000	0.000%	3.603	36.030%	-0.207	-3.450%	0.207	10.402%
4/10/2023	0.000	0.000	4.106		0.253	-0.253	4.106	0.000	0.000	0.000%	4.106	41.060%	-0.253	-4.217%	0.253	12.714%
4/11/2023	0.000	0.000	4.182		0.259	-0.259	4.182	0.000	0.000	0.000%	4.182	41.820%	-0.259	-4.317%	0.259	13.015%
4/12/2023	0.000	0.000	4.030		0.26	-0.260	4.030	0.000	0.000	0.000%	4.030	40.300%	-0.260	-4.333%	0.260	13.065%
4/13/2023	0.000	0.000	4.290		0.312	-0.312	4.290	0.000	0.000	0.000%	4.290	42.900%	-0.312	-5.200%	0.312	15.678%
4/14/2023	0.000	0.000	4.311		0.251	-0.251	4.311	0.000	0.000	0.000%	4.311	43.110%	-0.251	-4.183%	0.251	12.613%

Map Code Source Basin	Water Transfer (MGD) to Rocky River Basin				Water Sales (MGD)	IBT Totals Per Basin			Interbasin Transfer							
	South Yadkin	Salisbury 1 Yadkin	Albemarle 1 Yadkin	Charlotte 1-3 Catawba	South Yadkin	South Yadkin	Yadkin	Catawba	NOTE: All Wastewater discharge is to the Rocky River from RRWWTP, excluding water sales to Landis (subtracted from Total South Yadkin IBT).							
	Raw Water to Kannapolis Lake from Second Creek	Salisbury Finished water Interconnection with Kannapolis	Albemarle Finished water Interconnection with Concord	Charlotte Water Finished water Interconnections with Concord	Kannapolis Finished water sales to Landis	Total South Yadkin IBT ¹	Total Yadkin IBT	Total Catawba IBT	Catawba	% of Permitted MDD Transfer	Yadkin	% of Permitted MDD Transfer	Grandfathered IBT from Second Creek - South Yadkin River Basin	% of Permitted MDD Transfer	IBT from Yadkin to South Yadkin River Basin	% of Permitted MDD Transfer
DATE																
4/15/2023	0.000	0.000	4.414		0.252	-0.252	4.414	0.000	0.000	0.000%	4.414	44.140%	-0.252	-4.200%	0.252	12.663%
4/16/2023	0.000	0.000	4.042		0.21	-0.210	4.042	0.000	0.000	0.000%	4.042	40.420%	-0.210	-3.500%	0.210	10.553%
4/17/2023	0.000	0.000	4.078		0.282	-0.282	4.078	0.000	0.000	0.000%	4.078	40.780%	-0.282	-4.700%	0.282	14.171%
4/18/2023	0.000	0.000	4.145		0.298	-0.298	4.145	0.000	0.000	0.000%	4.145	41.450%	-0.298	-4.967%	0.298	14.975%
4/19/2023	0.000	0.000	4.185		0.294	-0.294	4.185	0.000	0.000	0.000%	4.185	41.850%	-0.294	-4.900%	0.294	14.774%
4/20/2023	0.000	0.000	4.332		0.298	-0.298	4.332	0.000	0.000	0.000%	4.332	43.320%	-0.298	-4.967%	0.298	14.975%
4/21/2023	0.000	0.000	4.250		0.277	-0.277	4.250	0.000	0.000	0.000%	4.250	42.500%	-0.277	-4.617%	0.277	13.920%
4/22/2023	0.000	0.000	4.240		0.255	-0.255	4.240	0.000	0.000	0.000%	4.240	42.400%	-0.255	-4.250%	0.255	12.814%
4/23/2023	0.000	0.000	4.104		0.26	-0.260	4.104	0.000	0.000	0.000%	4.104	41.040%	-0.260	-4.333%	0.260	13.065%
4/24/2023	0.000	0.000	4.152		0.265	-0.265	4.152	0.000	0.000	0.000%	4.152	41.520%	-0.265	-4.417%	0.265	13.317%
4/25/2023	0.000	0.000	4.143		0.311	-0.311	4.143	0.000	0.000	0.000%	4.143	41.430%	-0.311	-5.183%	0.311	15.628%
4/26/2023	0.000	0.000	4.339		0.256	-0.256	4.339	0.000	0.000	0.000%	4.339	43.390%	-0.256	-4.267%	0.256	12.864%
4/27/2023	0.000	0.000	4.149		0.26	-0.260	4.149	0.000	0.000	0.000%	4.149	41.490%	-0.260	-4.333%	0.260	13.065%
4/28/2023	0.000	0.000	4.278		0.254	-0.254	4.278	0.000	0.000	0.000%	4.278	42.780%	-0.254	-4.233%	0.254	12.764%
4/29/2023	0.000	0.000	4.296		0.258	-0.258	4.296	0.000	0.000	0.000%	4.296	42.960%	-0.258	-4.300%	0.258	12.965%
4/30/2023	0.000	0.000	4.360		0.255	-0.255	4.360	0.000	0.000	0.000%	4.360	43.600%	-0.255	-4.250%	0.255	12.814%
5/1/2023	0.000	0.000	4.480		0.258	-0.258	4.480	0.000	0.000	0.000%	4.480	44.800%	-0.258	-4.300%	0.258	12.965%
5/2/2023	0.000	0.000	4.507		0.296	-0.296	4.507	0.000	0.000	0.000%	4.507	45.070%	-0.296	-4.933%	0.296	14.874%
5/3/2023	0.000	0.000	4.423		0.293	-0.293	4.423	0.000	0.000	0.000%	4.423	44.230%	-0.293	-4.883%	0.293	14.724%
5/4/2023	0.000	0.000	4.241		0.262	-0.262	4.241	0.000	0.000	0.000%	4.241	42.410%	-0.262	-4.367%	0.262	13.166%
5/5/2023	0.000	0.000	4.244		0.308	-0.308	4.244	0.000	0.000	0.000%	4.244	42.440%	-0.308	-5.133%	0.308	15.477%
5/6/2023	0.000	0.000	4.527		0.227	-0.227	4.527	0.000	0.000	0.000%	4.527	45.270%	-0.227	-3.783%	0.227	11.407%
5/7/2023	0.000	0.000	4.493		0.264	-0.264	4.493	0.000	0.000	0.000%	4.493	44.930%	-0.264	-4.400%	0.264	13.266%
5/8/2023	0.000	0.000	4.700		0.322	-0.322	4.700	0.000	0.000	0.000%	4.700	47.000%	-0.322	-5.367%	0.322	16.181%
5/9/2023	0.000	0.000	4.604		0.325	-0.325	4.604	0.000	0.000	0.000%	4.604	46.040%	-0.325	-5.417%	0.325	16.332%
5/10/2023	0.000	0.000	4.761		0.319	-0.319	4.761	0.000	0.000	0.000%	4.761	47.610%	-0.319	-5.317%	0.319	16.030%
5/11/2023	0.000	0.000	4.635		0.216	-0.216	4.635	0.000	0.000	0.000%	4.635	46.350%	-0.216	-3.600%	0.216	10.854%
5/12/2023	0.000	0.000	4.573		0.322	-0.322	4.573	0.000	0.000	0.000%	4.573	45.730%	-0.322	-5.367%	0.322	16.181%
5/13/2023	0.000	0.000	4.674		0.281	-0.281	4.674	0.000	0.000	0.000%	4.674	46.740%	-0.281	-4.683%	0.281	14.121%
5/14/2023	0.000	0.000	4.559		0.282	-0.282	4.559	0.000	0.000	0.000%	4.559	45.590%	-0.282	-4.700%	0.282	14.171%
5/15/2023	0.000	0.000	4.680		0.334	-0.334	4.680	0.000	0.000	0.000%	4.680	46.800%	-0.334	-5.567%	0.334	16.784%
5/16/2023	0.000	0.000	4.609		0.328	-0.328	4.609	0.000	0.000	0.000%	4.609	46.090%	-0.328	-5.467%	0.328	16.482%
5/17/2023	0.000	0.000	4.592		0.323	-0.323	4.592	0.000	0.000	0.000%	4.592	45.920%	-0.323	-5.383%	0.323	16.231%
5/18/2023	0.000	0.000	4.547		0.331	-0.331	4.547	0.000	0.000	0.000%	4.547	45.470%	-0.331	-5.517%	0.331	16.633%
5/19/2023	0.000	0.000	4.397		0.37	-0.370	4.397	0.000	0.000	0.000%	4.397	43.970%	-0.370	-6.167%	0.370	18.593%
5/20/2023	0.000	0.000	4.384		0.288	-0.288	4.384	0.000	0.000	0.000%	4.384	43.840%	-0.288	-4.800%	0.288	14.472%
5/21/2023	0.000	0.000	4.631		0.271	-0.271	4.631	0.000	0.000	0.000%	4.631	46.310%	-0.271	-4.517%	0.271	13.618%
5/22/2023	0.000	0.000	4.723		0.388	-0.388	4.723	0.000	0.000	0.000%	4.723	47.230%	-0.388	-6.467%	0.388	19.497%
5/23/2023	0.000	0.000	4.546		0.377	-0.377	4.546	0.000	0.000	0.000%	4.546	45.460%	-0.377	-6.283%	0.377	18.945%
5/24/2023	0.000	0.000	4.396		0.427	-0.427	4.396	0.000	0.000	0.000%	4.396	43.960%	-0.427	-7.117%	0.427	21.457%
5/25/2023	0.000	0.000	4.384		0.359	-0.359	4.384	0.000	0.000	0.000%	4.384	43.840%	-0.359	-5.983%	0.359	18.040%
5/26/2023	0.000	0.000	4.739		0.353	-0.353	4.739	0.000	0.000	0.000%	4.739	47.390%	-0.353	-5.883%	0.353	17.739%
5/27/2023	0.000	0.000	4.531		0.259	-0.259	4.531	0.000	0.000	0.000%	4.531	45.310%	-0.259	-4.317%	0.259	13.015%
5/28/2023	0.000	0.000	4.331		0.255	-0.255	4.331	0.000	0.000	0.000%	4.331	43.310%	-0.255	-4.250%	0.255	12.814%
5/29/2023	0.000	0.000	4.439		0.282	-0.282	4.439	0.000	0.000	0.000%	4.439	44.390%	-0.282	-4.700%	0.282	14.171%
5/30/2023	0.000	0.000	4.600		0.318	-0.318	4.600	0.000	0.000	0.000%	4.600	46.000%	-0.318	-5.300%	0.318	15.980%
5/31/2023	0.000	0.000	4.598		0.258	-0.258	4.598	0.000	0.000	0.000%	4.598	45.980%	-0.258	-4.300%	0.258	12.965%
6/1/2023	0.000	0.000	4.589		0.311	-0.311	4.589	0.000	0.000	0.000%	4.589	45.890%	-0.311	-5.183%	0.191	9.598%
6/2/2023	0.000	0.000	4.672		0.328	-0.328	4.672	0.000	0.000	0.000%	4.672	46.720%	-0.328	-5.467%	0.178	8.945%
6/3/2023	0.000	0.000	4.771		0.277	-0.277	4.771	0.000	0.000	0.000%	4.771	47.710%	-0.277	-4.617%	0.162	8.141%
6/4/2023	0.000	0.000	4.817		0.247	-0.247	4.817	0.000	0.000	0.000%	4.817	48.170%	-0.233	-3.883%	0.233	11.709%
6/5/2023	0.000	0.000	4.672		0.28	-0.280	4.672	0.000	0.000	0.000%	4.672	46.720%	-0.280	-4.667%	0.208	10.452%
6/6/2023	0.000	0.000	4.662		0.275	-0.275	4.662	0.000	0.000	0.000%	4.662	46.620%	-0.275	-4.583%	0.215	10.804%
6/7/2023	0.000	0.000	4.725		0.28	-0.280	4.725	0.000	0.000	0.000%	4.725	47.250%	-0.280	-4.667%	0.229	11.508%
6/8/2023	0.000	0.000	4.583		0.308	-0.308	4.583	0.000	0.000	0.000%	4.583	45.830%	-0.308	-5.133%	0.251	12.613%
6/9/2023	0.000	0.000	4.671		0.319	-0.319	4.671	0.000	0.000	0.000%	4.671	46.710%	-0.319	-5.317%	0.277	13.920%

Map Code Source Basin	Water Transfer (MGD) to Rocky River Basin				Water Sales (MGD)	IBT Totals Per Basin				Interbasin Transfer						
	Salisbury 1		Albemarle 1	Charlotte 1-3		NOTE: All Wastewater discharge is to the Rocky River from RRWWTP, excluding water sales to Landis (subtracted from Total South Yadkin IBT).										
	South Yadkin	Yadkin	Yadkin	Catawba	South Yadkin	South Yadkin	Yadkin	Catawba	Catawba	% of Permitted MDD Transfer	Yadkin	% of Permitted MDD Transfer	Grandfathered IBT from Second Creek - South Yadkin River Basin	% of Permitted MDD Transfer	IBT from Yadkin to South Yadkin River Basin	% of Permitted MDD Transfer
DATE	Raw Water to Kannapolis Lake from Second Creek	Salisbury Finished water Interconnection with Kannapolis	Albemarle Finished water Interconnection with Concord	Charlotte Water Finished water Interconnections with Concord	Kannapolis Finished water sales to Landis	Total South Yadkin IBT ¹	Total Yadkin IBT	Total Catawba IBT								
6/10/2023	0.000	0.000	4.810		0.274	-0.274	4.810	0.000	0.000	0.000%	4.810	48.100%	-0.274	-4.567%	0.294	14.774%
6/11/2023	0.000	0.000	4.753		0.255	-0.255	4.753	0.000	0.000	0.000%	4.753	47.530%	-0.255	-4.250%	0.181	9.095%
6/12/2023	0.000	0.000	4.600		0.273	-0.273	4.600	0.000	0.000	0.000%	4.600	46.000%	-0.273	-4.550%	0.189	9.497%
6/13/2023	0.000	0.000	4.554		0.257	-0.257	4.554	0.000	0.000	0.000%	4.554	45.540%	-0.257	-4.283%	0.218	10.955%
6/14/2023	0.000	0.000	4.551		0.321	-0.321	4.551	0.000	0.000	0.000%	4.551	45.510%	-0.321	-5.350%	0.248	12.462%
6/15/2023	0.000	0.000	4.575		0.279	-0.279	4.575	0.000	0.000	0.000%	4.575	45.750%	-0.279	-4.650%	0.157	7.889%
6/16/2023	0.000	0.000	4.732		0.302	-0.302	4.732	0.000	0.000	0.000%	4.732	47.320%	-0.302	-5.033%	0.180	9.045%
6/17/2023	0.000	0.000	4.406		0.323	-0.323	4.406	0.000	0.000	0.000%	4.406	44.060%	-0.323	-5.383%	0.274	13.769%
6/18/2023	0.000	0.000	4.724		0.324	-0.324	4.724	0.000	0.000	0.000%	4.724	47.240%	-0.324	-5.400%	0.288	14.472%
6/19/2023	0.000	0.000	5.020		0.264	-0.264	5.020	0.000	0.000	0.000%	5.020	50.200%	-0.264	-4.400%	0.138	6.935%
6/20/2023	0.000	0.000	4.517		0.25	-0.250	4.517	0.000	0.000	0.000%	4.517	45.170%	-0.250	-4.167%	0.206	10.352%
6/21/2023	0.000	0.000	4.254		0.259	-0.259	4.254	0.000	0.000	0.000%	4.254	42.540%	-0.259	-4.317%	0.325	16.332%
6/22/2023	0.000	0.000	4.268		0.255	-0.255	4.268	0.000	0.000	0.000%	4.268	42.680%	-0.255	-4.250%	0.324	16.281%
6/23/2023	0.000	0.000	4.460		0.258	-0.258	4.460	0.000	0.000	0.000%	4.460	44.600%	-0.258	-4.300%	0.225	11.307%
6/24/2023	0.000	0.000	4.615		0.311	-0.311	4.615	0.000	0.000	0.000%	4.615	46.150%	-0.311	-5.183%	0.173	8.693%
6/25/2023	0.000	0.000	4.607		0.257	-0.257	4.607	0.000	0.000	0.000%	4.607	46.070%	-0.257	-4.283%	0.257	12.915%
6/26/2023	0.000	0.000	4.630		0.257	-0.257	4.630	0.000	0.000	0.000%	4.630	46.300%	-0.257	-4.283%	0.251	12.613%
6/27/2023	0.000	0.000	4.645		0.258	-0.258	4.645	0.000	0.000	0.000%	4.645	46.450%	-0.258	-4.300%	0.193	9.698%
6/28/2023	0.000	0.000	4.591		0.343	-0.343	4.591	0.000	0.000	0.000%	4.591	45.910%	-0.343	-5.717%	0.251	12.613%
6/29/2023	0.000	0.000	4.703		0.336	-0.336	4.703	0.000	0.000	0.000%	4.703	47.030%	-0.336	-5.600%	0.239	12.010%
6/30/2023	0.000	0.000	4.729		0.313	-0.313	4.729	0.000	0.000	0.000%	4.729	47.290%	-0.313	-5.217%	0.295	14.824%
7/1/2023	0.000	0.000	4.703		0.268	-0.268	4.703	0.000	0.000	0.000%	4.703	47.030%	-0.268	-4.467%	0.291	14.623%
7/2/2023	0.000	0.000	4.701		0.312	-0.312	4.701	0.000	0.000	0.000%	4.701	47.010%	-0.312	-5.200%	0.291	14.623%
7/3/2023	0.000	0.000	4.906		0.266	-0.266	4.906	0.000	0.000	0.000%	4.906	49.060%	-0.266	-4.433%	0.442	22.211%
7/4/2023	0.000	0.000	4.714		0.318	-0.318	4.714	0.000	0.000	0.000%	4.714	47.140%	-0.318	-5.300%	0.356	17.889%
7/5/2023	0.000	0.000	4.907		0.392	-0.392	4.907	0.000	0.000	0.000%	4.907	49.070%	-0.392	-6.533%	0.194	9.749%
7/6/2023	0.000	0.000	4.714		0.313	-0.313	4.714	0.000	0.000	0.000%	4.714	47.140%	-0.313	-5.217%	0.245	12.312%
7/7/2023	0.000	0.000	4.579		0.334	-0.334	4.579	0.000	0.000	0.000%	4.579	45.790%	-0.334	-5.567%	0.191	9.598%
7/8/2023	0.000	0.000	4.735		0.28	-0.280	4.735	0.000	0.000	0.000%	4.735	47.350%	-0.280	-4.667%	0.200	10.050%
7/9/2023	0.000	0.000	4.683		0.251	-0.251	0.300	0.000	0.000	0.000%	0.300	3.000%	-0.251	-4.183%	0.290	14.573%
7/10/2023	0.000	0.000	4.719		0.264	-0.264	4.719	0.000	0.000	0.000%	4.719	47.190%	-0.264	-4.400%	0.300	15.075%
7/11/2023	0.000	0.000	4.591		0.319	-0.319	4.591	0.000	0.000	0.000%	4.591	45.910%	-0.319	-5.317%	0.290	14.573%
7/12/2023	0.000	0.000	4.641		0.328	-0.328	4.641	0.000	0.000	0.000%	4.641	46.410%	-0.328	-5.467%	0.290	14.573%
7/13/2023	0.000	0.000	4.601		0.319	-0.319	4.601	0.000	0.000	0.000%	4.601	46.010%	-0.319	-5.317%	0.267	13.417%
7/14/2023	0.000	0.000	4.520		0.327	-0.327	4.520	0.000	0.000	0.000%	4.520	45.200%	-0.327	-5.450%	0.158	7.940%
7/15/2023	0.000	0.000	4.557		0.301	-0.301	4.557	0.000	0.000	0.000%	4.557	45.570%	-0.301	-5.017%	0.224	11.256%
7/16/2023	0.000	0.000	4.589		0.262	-0.262	4.589	0.000	0.000	0.000%	4.589	45.890%	-0.262	-4.367%	0.224	11.256%
7/17/2023	0.000	0.000	4.713		0.384	-0.384	4.713	0.000	0.000	0.000%	4.713	47.130%	-0.384	-6.400%	0.220	11.055%
7/18/2023	0.000	0.000	4.678		0.353	-0.353	4.678	0.000	0.000	0.000%	4.678	46.780%	-0.353	-5.883%	0.230	11.558%
7/19/2023	0.000	0.000	4.822		0.317	-0.317	4.822	0.000	0.000	0.000%	4.822	48.220%	-0.317	-5.283%	0.220	11.055%
7/20/2023	0.000	0.000	4.638		0.315	-0.315	4.638	0.000	0.000	0.000%	4.638	46.380%	-0.315	-5.250%	0.215	10.804%
7/21/2023	0.000	0.000	4.854		0.308	-0.308	4.854	0.000	0.000	0.000%	4.854	48.540%	-0.308	-5.133%	0.225	11.307%
7/22/2023	0.000	0.000	4.691		0.338	-0.338	4.691	0.000	0.000	0.000%	4.691	46.910%	-0.338	-5.633%	0.223	11.206%
7/23/2023	0.000	0.000	4.801		0.268	-0.268	4.801	0.000	0.000	0.000%	4.801	48.010%	-0.268	-4.467%	0.235	11.809%
7/24/2023	0.000	0.000	4.787		0.342	-0.342	4.787	0.000	0.000	0.000%	4.787	47.870%	-0.342	-5.700%	0.250	12.563%
7/25/2023	0.000	0.000	4.506		0.338	-0.338	4.506	0.000	0.000	0.000%	4.506	45.060%	-0.338	-5.633%	0.243	12.211%
7/26/2023	0.000	0.000	4.800		0.328	-0.328	4.800	0.000	0.000	0.000%	4.800	48.000%	-0.328	-5.467%	0.280	14.070%
7/27/2023	0.000	0.000	4.880		0.469	-0.469	4.880	0.000	0.000	0.000%	4.880	48.800%	-0.469	-7.817%	0.381	19.146%
7/28/2023	0.000	0.000	4.983		0.375	-0.375	4.983	0.000	0.000	0.000%	4.983	49.830%	-0.375	-6.250%	0.265	13.317%
7/29/2023	0.000	0.000	4.844		0.25	-0.250	4.844	0.000	0.000	0.000%	4.844	48.440%	-0.250	-4.167%	0.266	13.367%
7/30/2023	0.000	0.000	4.706		0.26	-0.260	4.706	0.000	0.000	0.000%	4.706	47.060%	-0.260	-4.333%	0.250	12.563%
7/31/2023	0.000	0.000	4.667	3.579	0.343	-0.343	4.667	3.579	3.579	35.790%	4.667	46.670%	-0.343	-5.717%	0.245	12.312%
8/1/2023	0.000	0.000	4.670	1.580	0.34	-0.340	4.670	1.580	1.580	15.800%	4.670	46.700%	-0.340	-5.667%	0.300	15.075%
8/2/2023	0.000	0.000	4.756		0.336	-0.336	4.756	0.000	0.000	0.000%	4.756	47.560%	-0.336	-5.600%	0.279	14.020%
8/3/2023	0.000	0.000	4.777		0.336	-0.336	4.777	0.000	0.000	0.000%	4.777	47.770%	-0.336	-5.600%	0.262	13.166%
8/4/2023	0.000	0.000	4.561		0.301	-0.301	4.561	0.000	0.000	0.000%	4.561	45.610%	-0.301	-5.017%	0.316	15.879%

Map Code Source Basin	Water Transfer (MGD) to Rocky River Basin				Water Sales (MGD)	IBT Totals Per Basin			Interbasin Transfer							
	South Yadkin	Salisbury 1 Yadkin	Albemarle 1 Yadkin	Charlotte 1-3 Catawba	South Yadkin	South Yadkin	Yadkin	Catawba	NOTE: All Wastewater discharge is to the Rocky River from RRWWTP, excluding water sales to Landis (subtracted from Total South Yadkin IBT).							
	Raw Water to Kannapolis Lake from Second Creek	Salisbury Finished water Interconnection with Kannapolis	Albemarle Finished water Interconnection with Concord	Charlotte Water Finished water Interconnections with Concord	Kannapolis Finished water sales to Landis	Total South Yadkin IBT ¹	Total Yadkin IBT	Total Catawba IBT	Catawba	% of Permitted MDD Transfer	Yadkin	% of Permitted MDD Transfer	Grandfathered IBT from Second Creek - South Yadkin River Basin	% of Permitted MDD Transfer	IBT from Yadkin to South Yadkin River Basin	% of Permitted MDD Transfer
DATE																
8/5/2023	0.000	0.000	4.917		0.321	-0.321	4.917	0.000	0.000	0.000%	4.917	49.170%	-0.321	-5.350%	0.218	10.955%
8/6/2023	0.000	0.000	4.946		0.27	-0.270	4.946	0.000	0.000	0.000%	4.946	49.460%	-0.270	-4.500%	0.245	12.312%
8/7/2023	0.000	0.000	4.872		0.274	-0.274	4.872	0.000	0.000	0.000%	4.872	48.720%	-0.274	-4.567%	0.274	13.769%
8/8/2023	0.000	0.000	4.388		0.325	-0.325	4.388	0.000	0.000	0.000%	4.388	43.880%	-0.325	-5.417%	0.235	11.809%
8/9/2023	0.000	0.000	4.680		0.317	-0.317	4.680	0.000	0.000	0.000%	4.680	46.800%	-0.317	-5.283%	0.230	11.558%
8/10/2023	0.000	0.000	4.781		0.273	-0.273	4.781	0.000	0.000	0.000%	4.781	47.810%	-0.273	-4.550%	0.251	12.613%
8/11/2023	0.000	0.000	4.726		0.339	-0.339	4.726	0.000	0.000	0.000%	4.726	47.260%	-0.339	-5.650%	0.219	11.005%
8/12/2023	0.000	0.000	4.798		0.261	-0.261	4.798	0.000	0.000	0.000%	4.798	47.980%	-0.261	-4.350%	0.237	11.910%
8/13/2023	0.000	0.000	4.740		0.267	-0.267	4.740	0.000	0.000	0.000%	4.740	47.400%	-0.267	-4.450%	0.215	10.804%
8/14/2023	0.000	0.000	5.156		0.336	-0.336	5.156	0.000	0.000	0.000%	5.156	51.560%	-0.336	-5.600%	0.220	11.055%
8/15/2023	0.000	0.000	4.760		0.354	-0.354	4.760	0.000	0.000	0.000%	4.760	47.600%	-0.354	-5.900%	0.190	9.548%
8/16/2023	0.000	0.000	4.623		0.334	-0.334	4.623	0.000	0.000	0.000%	4.623	46.230%	-0.334	-5.567%	0.225	11.307%
8/17/2023	0.000	0.000	4.756		0.337	-0.337	4.756	0.000	0.000	0.000%	4.756	47.560%	-0.337	-5.617%	0.273	13.719%
8/18/2023	0.000	0.000	4.876		0.337	-0.337	4.876	0.000	0.000	0.000%	4.876	48.760%	-0.337	-5.617%	0.235	11.809%
8/19/2023	0.000	0.000	4.793		0.323	-0.323	4.793	0.000	0.000	0.000%	4.793	47.930%	-0.323	-5.383%	0.242	12.161%
8/20/2023	0.000	0.000	4.892		0.268	-0.268	4.892	0.000	0.000	0.000%	4.892	48.920%	-0.268	-4.467%	0.175	8.794%
8/21/2023	0.000	0.000	4.972		0.328	-0.328	4.972	0.000	0.000	0.000%	4.972	49.720%	-0.328	-5.467%	0.260	13.065%
8/22/2023	0.000	0.000	4.906		0.357	-0.357	4.906	0.000	0.000	0.000%	4.906	49.060%	-0.357	-5.950%	0.180	9.045%
8/23/2023	0.000	0.000	4.993		0.386	-0.386	4.993	0.000	0.000	0.000%	4.993	49.930%	-0.386	-6.433%	0.236	11.859%
8/24/2023	0.000	0.000	4.987		0.371	-0.371	4.987	0.000	0.000	0.000%	4.987	49.870%	-0.371	-6.183%	0.261	13.116%
8/25/2023	0.000	0.000	4.999		0.33	-0.330	4.999	0.000	0.000	0.000%	4.999	49.990%	-0.330	-5.500%	0.248	12.462%
8/26/2023	0.000	0.000	5.024		0.257	-0.257	5.024	0.000	0.000	0.000%	5.024	50.240%	-0.257	-4.283%	0.234	11.759%
8/27/2023	0.000	0.000	4.628		0.31	-0.310	4.628	0.000	0.000	0.000%	4.628	46.280%	-0.310	-5.167%	0.269	13.518%
8/28/2023	0.000	0.000	4.754		0.265	-0.265	4.754	0.000	0.000	0.000%	4.754	47.540%	-0.265	-4.417%	0.295	14.824%
8/29/2023	0.000	0.000	4.750		0.331	-0.331	4.750	0.000	0.000	0.000%	4.750	47.500%	-0.331	-5.517%	0.200	10.050%
8/30/2023	0.000	0.000	4.520		0.34	-0.340	4.520	0.000	0.000	0.000%	4.520	45.200%	-0.340	-5.667%	0.170	8.543%
8/31/2023	0.000	0.000	4.833		0.353	-0.353	4.833	0.000	0.000	0.000%	4.833	48.330%	-0.353	-5.883%	0.374	18.794%
9/1/2023	0.000	0.000	5.136		0.297	-0.297	5.136	0.000	0.000	0.000%	5.136	51.360%	-0.297	-4.950%	0.454	22.814%
9/2/2023	0.000	0.000	4.444		0.284	-0.284	4.444	0.000	0.000	0.000%	4.444	44.440%	-0.284	-4.733%	0.284	14.271%
9/3/2023	0.000	0.000	4.528		0.255	-0.255	4.528	0.000	0.000	0.000%	4.528	45.280%	-0.255	-4.250%	0.255	12.814%
9/4/2023	0.000	0.000	4.504		0.324	-0.324	4.504	0.000	0.000	0.000%	4.504	45.040%	-0.324	-5.400%	0.324	16.281%
9/5/2023	0.000	0.000	4.869		0.332	-0.332	4.869	0.000	0.000	0.000%	4.869	48.690%	-0.332	-5.533%	0.332	16.683%
9/6/2023	0.000	0.000	4.735		0.373	-0.373	4.735	0.000	0.000	0.000%	4.735	47.350%	-0.373	-6.217%	0.373	18.744%
9/7/2023	0.000	0.000	4.715		0.319	-0.319	4.715	0.000	0.000	0.000%	4.715	47.150%	-0.319	-5.317%	0.319	16.030%
9/8/2023	0.000	0.000	4.499		0.274	-0.274	4.499	0.000	0.000	0.000%	4.499	44.990%	-0.274	-4.567%	0.274	13.769%
9/9/2023	0.000	0.000	4.611		0.257	-0.257	4.611	0.000	0.000	0.000%	4.611	46.110%	-0.257	-4.283%	0.257	12.915%
9/10/2023	0.000	0.000	4.411		0.251	-0.251	4.411	0.000	0.000	0.000%	4.411	44.110%	-0.251	-4.183%	0.251	12.613%
9/11/2023	0.000	0.000	4.628		0.274	-0.274	4.628	0.000	0.000	0.000%	4.628	46.280%	-0.274	-4.567%	0.274	13.769%
9/12/2023	0.000	0.000	4.561		0.338	-0.338	4.561	0.000	0.000	0.000%	4.561	45.610%	-0.338	-5.633%	0.338	16.985%
9/13/2023	0.000	0.000	4.612		0.287	-0.287	4.612	0.000	0.000	0.000%	4.612	46.120%	-0.287	-4.783%	0.287	14.422%
9/14/2023	0.000	0.000	4.572		0.337	-0.337	4.572	0.000	0.000	0.000%	4.572	45.720%	-0.337	-5.617%	0.337	16.935%
9/15/2023	0.000	0.000	4.526		0.273	-0.273	4.526	0.000	0.000	0.000%	4.526	45.260%	-0.273	-4.550%	0.273	13.719%
9/16/2023	0.000	0.000	4.629		0.322	-0.322	4.629	0.000	0.000	0.000%	4.629	46.290%	-0.322	-5.367%	0.322	16.181%
9/17/2023	0.000	0.000	4.574		0.254	-0.254	4.574	0.000	0.000	0.000%	4.574	45.740%	-0.254	-4.233%	0.254	12.764%
9/18/2023	0.000	0.000	4.646		0.285	-0.285	4.646	0.000	0.000	0.000%	4.646	46.460%	-0.285	-4.750%	0.285	14.322%
9/19/2023	0.000	0.000	4.553		0.338	-0.338	4.553	0.000	0.000	0.000%	4.553	45.530%	-0.338	-5.633%	0.338	16.985%
9/20/2023	0.000	0.000	4.634		0.341	-0.341	4.634	0.000	0.000	0.000%	4.634	46.340%	-0.341	-5.683%	0.341	17.136%
9/21/2023	0.000	0.000	4.587		0.331	-0.331	4.587	0.000	0.000	0.000%	4.587	45.870%	-0.331	-5.517%	0.331	16.633%
9/22/2023	0.000	0.000	4.818		0.303	-0.303	4.818	0.000	0.000	0.000%	4.818	48.180%	-0.303	-5.050%	0.303	15.226%
9/23/2023	0.000	0.000	4.577		0.251	-0.251	4.577	0.000	0.000	0.000%	4.577	45.770%	-0.251	-4.183%	0.251	12.613%
9/24/2023	0.000	0.000	4.500		0.265	-0.265	4.500	0.000	0.000	0.000%	4.500	45.000%	-0.265	-4.417%	0.265	13.317%
9/25/2023	0.000	0.000	4.650		0.334	-0.334	4.650	0.000	0.000	0.000%	4.650	46.500%	-0.334	-5.567%	0.334	16.784%
9/26/2023	0.000	0.000	4.652		0.33	-0.330	4.652	0.000	0.000	0.000%	4.652	46.520%	-0.330	-5.500%	0.330	16.583%
9/27/2023	0.000	0.000	4.591		0.305	-0.305	4.591	0.000	0.000	0.000%	4.591	45.910%	-0.305	-5.083%	0.305	15.327%
9/28/2023	0.000	0.000	4.642		0.314	-0.314	4.642	0.000	0.000	0.000%	4.642	46.420%	-0.314	-5.233%	0.314	15.779%
9/29/2023	0.000	0.000	4.526		0.321	-0.321	4.526	0.000	0.000	0.000%	4.526	45.260%	-0.321	-5.350%	0.321	16.131%

Map Code Source Basin	Water Transfer (MGD) to Rocky River Basin				Water Sales (MGD)	IBT Totals Per Basin			Interbasin Transfer							
	South Yadkin	Salisbury 1 Yadkin	Albemarle 1 Yadkin	Charlotte 1-3 Catawba	South Yadkin	South Yadkin	Yadkin	Catawba	NOTE: All Wastewater discharge is to the Rocky River from RRWWTP, excluding water sales to Landis (subtracted from Total South Yadkin IBT).							
	Raw Water to Kannapolis Lake from Second Creek	Salisbury Finished water Interconnection with Kannapolis	Albemarle Finished water Interconnection with Concord	Charlotte Water Finished water Interconnections with Concord	Kannapolis Finished water sales to Landis	Total South Yadkin IBT ¹	Total Yadkin IBT	Total Catawba IBT	Catawba	% of Permitted MDD Transfer	Yadkin	% of Permitted MDD Transfer	Grandfathered IBT from Second Creek - South Yadkin River Basin	% of Permitted MDD Transfer	IBT from Yadkin to South Yadkin River Basin	% of Permitted MDD Transfer
DATE																
9/30/2023	0.000	0.000	4.797		0.309	-0.309	4.797	0.000	0.000	0.000%	4.797	47.970%	-0.309	-5.150%	0.309	15.528%
10/1/2023	0.000	0.000	4.664		0.256	-0.256	4.664	0.000	0.000	0.000%	4.664	46.640%	-0.256	-4.267%	0.256	12.864%
10/2/2023	0.000	0.000	4.709		0.343	-0.343	4.709	0.000	0.000	0.000%	4.709	47.090%	-0.343	-5.717%	0.343	17.236%
10/3/2023	0.000	0.000	4.673		0.341	-0.341	4.673	0.000	0.000	0.000%	4.673	46.730%	-0.341	-5.683%	0.341	17.136%
10/4/2023	0.000	0.000	4.713		0.342	-0.342	4.713	0.000	0.000	0.000%	4.713	47.130%	-0.342	-5.700%	0.342	17.186%
10/5/2023	0.000	0.000	4.700		0.34	-0.340	4.700	0.000	0.000	0.000%	4.700	47.000%	-0.340	-5.667%	0.340	17.085%
10/6/2023	0.000	0.000	4.700		0.265	-0.265	4.700	0.000	0.000	0.000%	4.700	47.000%	-0.265	-4.417%	0.265	13.317%
10/7/2023	0.000	0.000	4.629		0.266	-0.266	4.629	0.000	0.000	0.000%	4.629	46.290%	-0.266	-4.433%	0.266	13.367%
10/8/2023	0.000	0.000	4.722		0.255	-0.255	4.722	0.000	0.000	0.000%	4.722	47.220%	-0.255	-4.250%	0.255	12.814%
10/9/2023	0.000	0.000	4.600		0.301	-0.301	4.600	0.000	0.000	0.000%	4.600	46.000%	-0.301	-5.017%	0.301	15.126%
10/10/2023	0.000	0.000	4.684		0.313	-0.313	4.684	0.000	0.000	0.000%	4.684	46.840%	-0.313	-5.217%	0.313	15.729%
10/11/2023	0.000	0.000	4.714		0.324	-0.324	4.714	0.000	0.000	0.000%	4.714	47.140%	-0.324	-5.400%	0.324	16.281%
10/12/2023	0.000	0.000	4.640		0.259	-0.259	4.640	0.000	0.000	0.000%	4.640	46.400%	-0.259	-4.317%	0.259	13.015%
10/13/2023	0.000	0.000	4.301		0.286	-0.286	4.301	0.000	0.000	0.000%	4.301	43.010%	-0.286	-4.767%	0.286	14.372%
10/14/2023	0.000	0.000	2.816		0.269	-0.269	2.816	0.000	0.000	0.000%	2.816	28.160%	-0.269	-4.483%	0.269	13.518%
10/15/2023	0.000	0.000	2.761		0.254	-0.254	2.761	0.000	0.000	0.000%	2.761	27.610%	-0.254	-4.233%	0.254	12.764%
10/16/2023	0.000	0.000	2.889		0.261	-0.261	2.889	0.000	0.000	0.000%	2.889	28.890%	-0.261	-4.350%	0.261	13.116%
10/17/2023	0.000	0.000	4.460		0.328	-0.328	4.460	0.000	0.000	0.000%	4.460	44.600%	-0.328	-5.467%	0.328	16.482%
10/18/2023	0.000	0.000	4.538		0.302	-0.302	4.538	0.000	0.000	0.000%	4.538	45.380%	-0.302	-5.033%	0.302	15.176%
10/19/2023	0.000	0.000	4.576		0.259	-0.259	4.576	0.000	0.000	0.000%	4.576	45.760%	-0.259	-4.317%	0.259	13.015%
10/20/2023	0.000	0.000	4.585		0.315	-0.315	4.585	0.000	0.000	0.000%	4.585	45.850%	-0.315	-5.250%	0.315	15.829%
10/21/2023	0.000	0.000	4.459		0.266	-0.266	4.459	0.000	0.000	0.000%	4.459	44.590%	-0.266	-4.433%	0.266	13.367%
10/22/2023	0.000	0.000	4.456		0.265	-0.265	4.456	0.000	0.000	0.000%	4.456	44.560%	-0.265	-4.417%	0.265	13.317%
10/23/2023	0.000	0.000	4.599		0.31	-0.310	4.599	0.000	0.000	0.000%	4.599	45.990%	-0.310	-5.167%	0.310	15.578%
10/24/2023	0.000	0.000	4.685		0.305	-0.305	4.685	0.000	0.000	0.000%	4.685	46.850%	-0.305	-5.083%	0.305	15.327%
10/25/2023	0.000	0.000	4.581		0.286	-0.286	4.581	0.000	0.000	0.000%	4.581	45.810%	-0.286	-4.767%	0.286	14.372%
10/26/2023	0.000	0.000	4.888		0.33	-0.330	4.888	0.000	0.000	0.000%	4.888	48.880%	-0.330	-5.500%	0.330	16.583%
10/27/2023	0.000	0.000	4.844		0.266	-0.266	4.844	0.000	0.000	0.000%	4.844	48.440%	-0.266	-4.433%	0.266	13.367%
10/28/2023	0.000	0.000	4.748		0.242	-0.242	4.748	0.000	0.000	0.000%	4.748	47.480%	-0.242	-4.033%	0.242	12.161%
10/29/2023	0.000	0.000	4.703		0.276	-0.276	4.703	0.000	0.000	0.000%	4.703	47.030%	-0.276	-4.600%	0.276	13.869%
10/30/2023	0.000	0.000	4.392		0.384	-0.384	4.392	0.000	0.000	0.000%	4.392	43.920%	-0.384	-6.400%	0.384	19.296%
10/31/2023	0.000	0.000	4.639		0.297	-0.297	4.639	0.000	0.000	0.000%	4.639	46.390%	-0.297	-4.950%	0.297	14.925%
11/1/2023	0.000	0.000	4.664		0.312	-0.312	4.664	0.000	0.000	0.000%	4.664	46.640%	-0.312	-5.200%	0.312	15.678%
11/2/2023	0.000	0.000	4.709		0.271	-0.271	4.709	0.000	0.000	0.000%	4.709	47.090%	-0.271	-4.517%	0.271	13.618%
11/3/2023	0.000	0.000	4.673		0.268	-0.268	4.673	0.000	0.000	0.000%	4.673	46.730%	-0.268	-4.467%	0.268	13.467%
11/4/2023	0.000	0.000	4.713		0.261	-0.261	4.713	0.000	0.000	0.000%	4.713	47.130%	-0.261	-4.350%	0.261	13.116%
11/5/2023	0.000	0.000	4.700		0.302	-0.302	4.700	0.000	0.000	0.000%	4.700	47.000%	-0.302	-5.033%	0.302	15.176%
11/6/2023	0.000	0.000	4.837		0.336	-0.336	4.837	0.000	0.000	0.000%	4.837	48.370%	-0.336	-5.600%	0.336	16.884%
11/7/2023	0.000	0.000	4.772		0.322	-0.322	4.772	0.000	0.000	0.000%	4.772	47.720%	-0.322	-5.367%	0.322	16.181%
11/8/2023	0.000	0.000	4.734		0.287	-0.287	4.734	0.000	0.000	0.000%	4.734	47.340%	-0.287	-4.783%	0.287	14.422%
11/9/2023	0.000	0.000	4.716		0.329	-0.329	4.716	0.000	0.000	0.000%	4.716	47.160%	-0.329	-5.483%	0.329	16.533%
11/10/2023	0.000	0.000	4.679		0.277	-0.277	4.679	0.000	0.000	0.000%	4.679	46.790%	-0.277	-4.617%	0.277	13.920%
11/11/2023	0.000	0.000	4.625		0.253	-0.253	4.625	0.000	0.000	0.000%	4.625	46.250%	-0.253	-4.217%	0.253	12.714%
11/12/2023	0.000	0.000	4.609		0.258	-0.258	4.609	0.000	0.000	0.000%	4.609	46.090%	-0.258	-4.300%	0.258	12.965%
11/13/2023	0.000	0.000	4.679		0.316	-0.316	4.679	0.000	0.000	0.000%	4.679	46.790%	-0.316	-5.267%	0.316	15.879%
11/14/2023	0.000	0.000	4.638		0.293	-0.293	4.638	0.000	0.000	0.000%	4.638	46.380%	-0.293	-4.883%	0.293	14.724%
11/15/2023	0.000	0.000	4.551		0.313	-0.313	4.551	0.000	0.000	0.000%	4.551	45.510%	-0.313	-5.217%	0.313	15.729%
11/16/2023	0.000	0.000	4.534		0.288	-0.288	4.534	0.000	0.000	0.000%	4.534	45.340%	-0.288	-4.800%	0.288	14.472%
11/17/2023	0.000	0.000	4.551		0.32	-0.320	4.551	0.000	0.000	0.000%	4.551	45.510%	-0.320	-5.333%	0.320	16.080%
11/18/2023	0.000	0.000	4.563		0.261	-0.261	4.563	0.000	0.000	0.000%	4.563	45.630%	-0.261	-4.350%	0.261	13.116%
11/19/2023	0.000	0.000	4.438		0.257	-0.257	4.438	0.000	0.000	0.000%	4.438	44.380%	-0.257	-4.283%	0.257	12.915%
11/20/2023	0.000	0.000	4.390		0.293	-0.293	4.390	0.000	0.000	0.000%	4.390	43.900%	-0.293	-4.883%	0.293	14.724%
11/21/2023	0.000	0.000	4.512		0.32	-0.320	4.512	0.000	0.000	0.000%	4.512	45.120%	-0.320	-5.333%	0.320	16.080%
11/22/2023	0.000	0.000	4.464		0.288	-0.288	4.464	0.000	0.000	0.000%	4.464	44.640%	-0.288	-4.800%	0.288	14.472%
11/23/2023	0.000	0.000	4.470		0.257	-0.257	4.470	0.000	0.000	0.000%	4.470	44.700%	-0.257	-4.283%	0.257	12.915%
11/24/2023	0.000	0.000	4.216		0.247	-0.247	4.216	0.000	0.000	0.000%	4.216	42.160%	-0.247	-4.117%	0.247	12.412%

Map Code Source Basin	Water Transfer (MGD) to Rocky River Basin				Water Sales (MGD)	IBT Totals Per Basin			Interbasin Transfer							
	South Yadkin	Salisbury 1 Yadkin	Albemarle 1 Yadkin	Charlotte 1-3 Catawba	South Yadkin	South Yadkin	Yadkin	Catawba	Catawba	% of Permitted MDD Transfer	Yadkin	% of Permitted MDD Transfer	Grandfathered IBT from Second Creek - South Yadkin River Basin	% of Permitted MDD Transfer	IBT from Yadkin to South Yadkin River Basin	% of Permitted MDD Transfer
DATE	Raw Water to Kannapolis Lake from Second Creek	Salisbury Finished water Interconnection with Kannapolis	Albemarle Finished water Interconnection with Concord	Charlotte Water Finished water Interconnections with Concord	Kannapolis Finished water sales to Landis	Total South Yadkin IBT ¹	Total Yadkin IBT	Total Catawba IBT	Catawba	% of Permitted MDD Transfer	Yadkin	% of Permitted MDD Transfer	Grandfathered IBT from Second Creek - South Yadkin River Basin	% of Permitted MDD Transfer	IBT from Yadkin to South Yadkin River Basin	% of Permitted MDD Transfer
11/25/2023	0.000	0.000	4.428		0.345	-0.345	4.428	0.000	0.000	0.000%	4.428	44.280%	-0.345	-5.750%	0.345	17.337%
11/26/2023	0.000	0.000	4.290		0.316	-0.316	4.290	0.000	0.000	0.000%	4.290	42.900%	-0.316	-5.267%	0.316	15.879%
11/27/2023	0.000	0.000	4.543		0.396	-0.396	4.543	0.000	0.000	0.000%	4.543	45.430%	-0.396	-6.600%	0.396	19.899%
11/28/2023	0.000	0.000	4.434		0.36	-0.360	4.434	0.000	0.000	0.000%	4.434	44.340%	-0.360	-6.000%	0.360	18.090%
11/29/2023	0.000	0.000	4.464		0.323	-0.323	4.464	0.000	0.000	0.000%	4.464	44.640%	-0.323	-5.383%	0.323	16.231%
11/30/2023	0.000	0.000	4.503		0.259	-0.259	4.503	0.000	0.000	0.000%	4.503	45.030%	-0.259	-4.317%	0.259	13.015%
12/1/2023	0.000	0.000	4.511		0.263	-0.263	4.511	0.000	0.000	0.000%	4.511	45.110%	-0.263	-4.383%	0.263	13.216%
12/2/2023	0.000	0.000	4.420		0.257	-0.257	4.420	0.000	0.000	0.000%	4.420	44.200%	-0.257	-4.283%	0.257	12.915%
12/3/2023	0.000	0.000	4.612		0.251	-0.251	4.612	0.000	0.000	0.000%	4.612	46.120%	-0.251	-4.183%	0.251	12.613%
12/4/2023	0.000	0.000	4.614		0.255	-0.255	4.614	0.000	0.000	0.000%	4.614	46.140%	-0.255	-4.250%	0.255	12.814%
12/5/2023	0.000	0.000	4.449		0.21	-0.210	4.449	0.000	0.000	0.000%	4.449	44.490%	-0.210	-3.500%	0.210	10.553%
12/6/2023	0.000	0.000	4.429		0.271	-0.271	4.429	0.000	0.000	0.000%	4.429	44.290%	-0.271	-4.517%	0.271	13.618%
12/7/2023	0.000	0.000	4.437		0.261	-0.261	4.437	0.000	0.000	0.000%	4.437	44.370%	-0.261	-4.350%	0.261	13.116%
12/8/2023	0.000	0.000	4.612		0.277	-0.277	4.612	0.000	0.000	0.000%	4.612	46.120%	-0.277	-4.617%	0.277	13.920%
12/9/2023	0.000	0.000	4.182		0.203	-0.203	4.182	0.000	0.000	0.000%	4.182	41.820%	-0.203	-3.383%	0.203	10.201%
12/10/2023	0.000	0.000	4.383		0.255	-0.255	4.383	0.000	0.000	0.000%	4.383	43.830%	-0.255	-4.250%	0.255	12.814%
12/11/2023	0.000	0.000	4.364		0.301	-0.301	4.364	0.000	0.000	0.000%	4.364	43.640%	-0.301	-5.017%	0.301	15.126%
12/12/2023	0.000	0.000	4.363		0.338	-0.338	4.363	0.000	0.000	0.000%	4.363	43.630%	-0.338	-5.633%	0.338	16.985%
12/13/2023	0.000	0.000	4.362		0.272	-0.272	4.362	0.000	0.000	0.000%	4.362	43.620%	-0.272	-4.533%	0.272	13.668%
12/14/2023	0.000	0.000	4.436		0.277	-0.277	4.436	0.000	0.000	0.000%	4.436	44.360%	-0.277	-4.617%	0.277	13.920%
12/15/2023	0.000	0.000	4.426		0.275	-0.275	4.426	0.000	0.000	0.000%	4.426	44.260%	-0.275	-4.583%	0.275	13.819%
12/16/2023	0.000	0.000	4.352		0.209	-0.209	4.352	0.000	0.000	0.000%	4.352	43.520%	-0.209	-3.483%	0.209	10.503%
12/17/2023	0.000	0.000	4.382		0.25	-0.250	4.382	0.000	0.000	0.000%	4.382	43.820%	-0.250	-4.167%	0.250	12.563%
12/18/2023	0.000	0.000	4.179		0.314	-0.314	4.179	0.000	0.000	0.000%	4.179	41.790%	-0.314	-5.233%	0.314	15.779%
12/19/2023	0.000	0.000	4.353		0.34	-0.340	4.353	0.000	0.000	0.000%	4.353	43.530%	-0.340	-5.667%	0.340	17.085%
12/20/2023	0.000	0.000	4.477		0.255	-0.255	4.477	0.000	0.000	0.000%	4.477	44.770%	-0.255	-4.250%	0.255	12.814%
12/21/2023	0.000	0.000	4.551		0.262	-0.262	4.551	0.000	0.000	0.000%	4.551	45.510%	-0.262	-4.367%	0.262	13.166%
12/22/2023	0.000	0.000	4.621		0.282	-0.282	4.621	0.000	0.000	0.000%	4.621	46.210%	-0.282	-4.700%	0.282	14.171%
12/23/2023	0.000	0.000	4.702		0.225	-0.225	4.702	0.000	0.000	0.000%	4.702	47.020%	-0.225	-3.750%	0.225	11.307%
12/24/2023	0.000	0.000	4.627		0.285	-0.285	4.627	0.000	0.000	0.000%	4.627	46.270%	-0.285	-4.750%	0.285	14.322%
12/25/2023	0.000	0.000	4.521		0.27	-0.270	4.521	0.000	0.000	0.000%	4.521	45.210%	-0.270	-4.500%	0.270	13.568%
12/26/2023	0.000	0.000	4.411		0.298	-0.298	4.411	0.000	0.000	0.000%	4.411	44.110%	-0.298	-4.967%	0.298	14.975%
12/27/2023	0.000	0.000	4.517		0.345	-0.345	4.517	0.000	0.000	0.000%	4.517	45.170%	-0.345	-5.750%	0.345	17.337%
12/28/2023	0.000	0.000	4.575		0.277	-0.277	4.575	0.000	0.000	0.000%	4.575	45.750%	-0.277	-4.617%	0.277	13.920%
12/29/2023	0.000	0.000	4.733		0.254	-0.254	4.733	0.000	0.000	0.000%	4.733	47.330%	-0.254	-4.233%	0.254	12.764%
12/30/2023	0.000	0.000	4.492		0.209	-0.209	4.492	0.000	0.000	0.000%	4.492	44.920%	-0.209	-3.483%	0.209	10.503%
12/31/2023	0.000	0.000	4.679		0.219	-0.219	4.679	0.000	0.000	0.000%	4.679	46.790%	-0.219	-3.650%	0.219	11.005%
AVG 2023	0.000	0.001	4.488	2.580	0.286	0.208	4.477	0.014	0.014	0.141%	4.477	44.767%	-0.286	-4.764%	0.270	13.576%
MAX 2023	0.000	0.302	5.156	3.579	0.555	0.449	5.156	3.579	3.579	35.790%	5.156	51.560%	-0.172	-2.867%	0.555	27.889%

¹ Transfers from Second Creek to Kannapolis Lake (South Yadkin Basin to Rocky River Basin) shall not exceed 6 MGD, positive numbers represent this direction of transfer as dominate
Transfers from Kannapolis (via purchase from Salisbury) to Landis (Yadkin Basin to South Yadkin Basin) shall not exceed 2 MGD; negative numbers represent this direction of transfer as the dominate